




**LAKERS**

# MEDIA GUIDE

2018-2019



An aerial, black and white photograph of a dense city skyline. In the foreground, a large, circular arena with a distinctive roof structure is visible. The rest of the city is filled with various high-rise buildings and skyscrapers, extending towards a hazy horizon.

**WHEN YOU CAN'T BE HERE,  
WE'LL BE THERE**

**YOUR LAKERS DESTINATION**

**SPECTRUM  
SPORTSNET**

# MITCH CHORTKOFF

(1940-2018)

By Steve Bisheff

Mitch Chortkoff wasn't just another Lakers' beat writer. He was THE Lakers' beat writer.

Other writers would come and go, but Mitch was there for the duration. For six decades he covered the team for a variety of newspapers, from the Jerry West-Elgin Baylor era to the West-Wilt Chamberlain-Gail Goodrich days to Showtime with Magic and Kareem and to the championship runs of Kobe and Shaq. He wrote richly about the good times and, yes, he wrote candidly about the bad times. Mitch loved everything about his life with the Lakers, but, first and foremost, he was a solid, honest reporter who broke more than his share of scoops along the way.



Mitch Chortkoff (right) with Steve Bisheff

He had the respect of everybody, from coaches, players and especially his peers. It seemed like everyone loved Mitch and wanted to look out for him. One night, after a Lakers' charter landed back in L.A. and a bus left players off in a dark, deserted parking lot, Mitch had to call a cab because he'd left his car home. Standing outside, past midnight in a not entirely safe neighborhood, Mitch was patiently waiting for his ride when a large, luxury model job drove up. "Get in," said Shaquille O'Neal, "I'm not going to let you stand out here by yourself in this area." Mitch tried to explain that his condo would be out of the big guy's way. Shaq would have none of it. "Just get in, Dude," he said. So Mitch got in.

It was no secret that Mitch was the late Chick Hearn's favorite sportswriter. In so many ways, they were kindred spirits. Neither one ever wanted to miss a game, or even a practice. Mitch often would be the target of Chick's razor-sharp quips, but it was always in good humor. And no one enjoyed telling Chick stories more than Mitch.

A gentle soul with a wry sense of humor, Mitch loved to produce groan-inducing puns. He was famous for them. Almost as famous as he was for having an All-Pro sweet tooth. Oh, how he loved his desserts. Once, when the Lakers were in Houston in the midst of a best two-out-of-three first round of the playoffs, the media went out together to one of the town's better steak houses. After a huge meal, the waiter asked if they'd like to try the mud pie for desert. Another writer, Steve Springer, argued that they should pace themselves, because the playoffs could go on for two months and they might gain 30 pounds each if they were not careful. Mitch would have none of it. "Let's have the mud pies now, then we'll adjust later," he said. So it was mud pies all around. As fate would have it, when the series returned home, Houston shocked the Lakers, beating them in L.A. and stunningly ending their season prematurely. When they opened the Lakers' locker room after the game, it was as quiet as a funeral parlor. Players sat with towels over their heads staring at the floor. The media gathered uncomfortably in the middle of the room, waiting for someone to become available. It was at that precise moment that Mitch leaned over, tapped Springer on the shoulder and whispered: "Aren't you glad you had that mud pie now?"

Ask anyone and they'll tell you Mitch was among the earth's most gentle souls. He was kind and patient with young writers and even managed to maintain good relations with some of the more, uh, aggressive TV and radio types. Who else would show up early at games with a huge bag of Mrs. Fields cookies and distribute them generously along press row?

Mitch was one of the lucky ones. He truly loved everything about his job. He was so obsessed with covering the Lakers that he continued to work the beat even after diabetes forced him to have not one, but both of his legs amputated. Such a handicap would have overwhelmed most people. Not Mitch. He merely adjusted and found new ways to get to the games and write his stories. His was a strong, warm, reassuring presence that permeated every part of whatever press room he was in.

For those of us who knew him and loved him, Lakers games, both home and away, won't ever seem quite the same again.

The 2018-19 Los Angeles Lakers Media Guide was written and edited by Will Patterson and T.C. Greene. Co-edited by Noah Camarena with assistance from Alison Bogli and Ta Nisha Cooper. Photography by Andrew Bernstein and NBA Photos. Cover design by J Alexander Diaz. Graphics by Diaz and Erica Martin. Statistical assistance from Chris Thorn and the Elias Sports Bureau.

All NBA and team insignia depicted in this publication are the property of NBA Properties, Inc. and the respective teams of the NBA and may not be reproduced for commercial purposes without the prior written consent of NBA Properties, Inc.

The information contained in this publication was compiled by the Los Angeles Lakers and is provided as a courtesy to our fans and the press and may be used only for personal or editorial purposes. Any commercial use of this information is prohibited without the prior written consent of the Los Angeles Lakers.

Copyright © 2018 Los Angeles Lakers

# TABLE OF CONTENTS

## LAKERS STAFF

Team Directory	4
CEO & Controlling Owner Jeanie Buss	7
President of Basketball Operations Earvin "Magic" Johnson	8
General Manager Rob Pelinka	9
President of Business Operations & COO Tim Harris	10
Sr. Vice President of Finance & CFO Joseph McCormack	10
Chief Legal Officer & General Counsel Dan Grigsby	11
Vice President of Research & Development Joey Buss	11
Jesse Buss / Ryan West	12
Kurt Rambis / Elaine Shen	13
Jordan Wilkes / Nick Mazzella	14
Basketball Operations Staff	15
Head Coach Luke Walton	16
Coaching Staff	17-20
Head Athletic Trainer Marco Nuñez	21
Director of Strength & Endurance Training Gunnar Peterson	21
Training Staff	22
Team Broadcasters	23-26

## THE PLAYERS

Lonzo Ball	28-29
Michael Beasley	30-32
Joel Berry II	33-34
Isaac Bonga	35-36
Kentavious Caldwell-Pope	37-39
Jeffrey Carroll	40-41
Alex Caruso	42-43
Josh Hart	44-45
Brandon Ingram	46-47
LeBron James	48-54
Kyle Kuzma	55-56
JaVale McGee	57-59
Sviatoslav Mykhailiuk	60-61
Rajon Rondo	62-65
Lance Stephenson	66-67
Moritz Wagner	68-69
Travis Wear	70-71
Johnathan Williams	72-73
Ivica Zubac	74-75
Training Camp Roster	76

## THE NBA

NBA Directory	78
G League Directory	79
NBA Key Dates	80
NBA Officials Roster	80
2017-18 Final Standings	81
2017-18 NBA Team Statistics	82-83
2017-18 NBA Highs / Lows	84
2017-18 NBA Attendance	84
2017-18 NBA Leaders	85
2018 NBA Draft	86
NBA Champions By Year	87
NBA Award Winners	88-89
NBA All-Time Single-Game Bests	90

## 2017-18 YEAR IN REVIEW

Lakers Overall Season Statistics	92
Lakers Transactions	92
Lakers Home / Road Statistics	93
2017-18 Lakers Key Dates	94
Lakers Statistical Breakdown	95
Lakers Game-By-Game	96
Lakers Miscellaneous Statistics	97-98
Lakers Highs / Lows	98

## LAKERS RECORDS & HISTORY

Season-by-Season Record	100
Championship / Coaching Summary	101
Lakers Honor Roll	102-104
Individual Regular Season Records	105-106
Team Regular Season Records	107-110
All-Time Single Game Highs	111-113

## LAKERS RECORDS & HISTORY (CONTINUED)

All-Time Triple-Doubles	114-115
Four-Point Plays	115
Margin of Victory / Defeat	115
Winning / Losing Streaks	116
Season-by-Season Leaders	117-119
Lakers NBA Team Leaders	119
All-Time Record by Month / Ranking	120
Lakers Ranked in NBA Top 10 By Season	121
Home Attendance Records	122
All-Time Overtime Record	123-125
Offensive Statistics by Season	126
Defensive Statistics by Season	127
All-Time Numerical Roster	128-129
Lakers All-Time Collegiate Roster	130-132
All-Time Lakers with G League Experience	132
All-Time Career Leaders	133
Lakers Retired Numbers	134-136
Hall of Fame Minneapolis Lakers	136-137
Year-by-Year Results, Statistics & Rosters	138-207
All-Time Lakers Draft Choices	208-210
All-Time Transactions	211-219
Management History	220-222
All-Time Roster with Statistics	223-278

## PLAYOFF RECORDS

Year-by-Year Results	280
All-Time Playoff W/L Records	281
Margin of Victory / Defeat	281
Head-to-Head Results vs. Opponents	281
Lakers Playoff Career Leaders	282
All-Time Single Game Highs	283
Individual Playoff Records (Lakers)	284
All-Time Playoff Highs / Lows (Lakers)	285
Individual Playoff Records (Opponent)	286
All-Time Playoff Highs / Lows (Opponent)	287
Lakers All-Time Playoff Triple-Doubles	288
All-Time Playoff Scores	289-296

## THE OPPONENTS

Atlanta	298	Milwaukee	313
Boston	299	Minnesota	314
Brooklyn	300	New Orleans	315
Charlotte	301	New York	316
Chicago	302	Oklahoma City	317
Cleveland	303	Orlando	318
Dallas	304	Philadelphia	319
Denver	305	Phoenix	320
Detroit	306	Portland	321
Golden State	307	Sacramento	322
Houston	308	San Antonio	323
Indiana	309	Toronto	324
L.A. Clippers	310	Utah	325
Memphis	311	Washington	326
Miami	312		

## COMMUNITY RELATIONS

NBA Cares	328
Lakers In The Community	329-332

## MEDIA & GENERAL INFORMATION

Media Guidelines & Policies	334
Media Relations Staff / Traveling Media	335
Television & Radio Affiliates	336
South Bay Lakers	337
UCLA Health Training Center	338-339
Laker Girls	340-341
STAPLES Center Information	342-343
2018-19 Tickets & Seating	344





# LAKERS STAFF

- 4 Team Directory
- 7 Jeanie Buss
- 8 Earvin "Magic" Johnson
- 9 Rob Pelinka
- 10 Tim Harris
- 10 Joseph McCormack
- 11 Dan Grigsby
- 11 Joey Buss
- 12 Jesse Buss
- 12 Ryan West
- 13 Kurt Rambis
- 13 Elaine Shen
- 14 Jordan Wilkes
- 14 Nick Mazzella
- 15 Basketball Operations
- 16 Luke Walton
- 17 Brian Shaw
- 17 Jesse Murmuys
- 18 Brian Keefe
- 18 Mark Madsen
- 19 Miles Simon
- 19 Will Scott
- 20 Bill Bertka
- 20 Clay Moser
- 21 Marco Nunez
- 21 Gunnar Peterson
- 22 Training Staff
- 22 Strength & Conditioning Staff
- 22 Nutrition & Wellness
- 22 Equipment Manager
- 23 Stu Lantz
- 23 Bill MacDonald
- 24 John Ireland
- 24 Mychal Thompson
- 25 Fernando Gonzalez
- 25 Jose Mantilla
- 25 Francisco Pinto
- 26 Lawrence Tanter
- 26 Mike Trudell

# TEAM DIRECTORY

---

## Ownership

Buss Family Trusts  
Philip F. Anschutz  
Edward P. Roski Jr.  
Dr. Patrick Soon-Shiong  
Dan Beckerman

Majority Owner  
Co-Owner  
Co-Owner  
Co-Owner  
Director

## Executive

Jeanie Buss  
Tim Harris  
Joseph McCormack  
James L. Perzik  
Daniel M. Grigsby

CEO and Controlling Owner  
President of Business Operations, Chief Operating Officer  
Senior VP, Finance & Chief Financial Officer  
Senior Vice President, Legal Affairs  
Chief Legal Officer & General Counsel

## Basketball Operations

Earvin Johnson Jr.  
Rob Pelinka  
Joey Buss  
Jesse Buss  
Kurt Rambis  
Bill Bertka  
Elaine Shen  
Ryan West  
Nick Mazzella  
Jordan Wilkes  
Nicholas Lagios  
Randy Mims  
Robert Brown  
Philip Chang  
Sam Usher  
Josh Ingram  
Shane Jenkins  
Desiree LeSassier  
Diana Ma  
Marshall Rader  
Ed Kelley  
Clare Summers  
Natalie Wilson

President, Basketball Operations  
General Manager  
Vice President, Research & Development  
Assistant GM / Director, Scouting  
Senior Basketball Advisor  
Special Assistant to GM/Basketball Consultant  
Chief of Staff  
Director, Player Personnel  
Director, Research & Development: General Manager - South Bay Lakers  
Director, Player Development  
Director, Basketball Operations - South Bay Lakers  
Executive Administrator, Player Program/Logistics  
Personal Security Officer  
Manager, Basketball Analytics  
Manager, Basketball Logistics/Executive Assistant to GM  
Manager, Travel Operations  
Manager, Player Services  
Manager, Player Services  
Data Scientist  
Salary Cap & CBA Analyst  
Assistant to Management  
Executive Assistant to Head Coach  
Executive Assistant to President, Basketball Operations

## Coaching

Luke Walton  
Brian Shaw  
Jesse Mermuys  
Brian Keefe  
Mark Madsen  
Miles Simon  
Clay Moser  
Jonah Herscu  
Will Scott  
Jon Pastorek  
Coby Karl  
Brian Walsh  
Dane Johnson  
Sean Nolen  
Isaiah Fox  
Anthony Beaumont

Head Coach  
Associate Head Coach  
Assistant Coach  
Assistant Coach  
Assistant Coach  
Assistant Coach  
Assistant Coach/Director, Basketball Strategy  
Manager, Advance Scouting/Player Development Associate  
Head Video Coordinator  
Assistant Video Coordinator  
Head Coach - South Bay Lakers  
Assistant Coach, South Bay Lakers  
Assistant Coach, South Bay Lakers  
Assistant Coach, South Bay Lakers  
Assistant Coach, South Bay Lakers  
Assistant Coach, South Bay Lakers  
Video Coordinator - South Bay Lakers

## Scouting

Irving Thomas  
Sean Buss  
Antawn Jamison  
Antonio Maceiras  
Can Pelister  
Moses Zapata

Head Scout  
Scout  
Scout  
International Scout  
International Scout  
Coordinator, Scout Support and Strategy

## Training, Strength & Conditioning, Nutrition & Wellness

Gunnar Peterson  
Marco Nunez  
Heather Mau  
Mike Mancias  
Nina Hsieh  
Ron Weathers  
Josh Wright  
Adi Vase  
Kristen Andrews  
Stacey Robinson

Director, Strength & Endurance Training/Head Strength Conditioning Coach  
Head Athletic Trainer  
Head Athletic Trainer - South Bay Lakers  
Athletic Trainer & Athletic Performance Liaison  
Assistant Athletic Trainer  
Physical Therapist/Assistant Athletic Trainer  
Assistant Strength & Conditioning Coach  
Assistant Strength & Conditioning Coach  
Manager, Nutrition & Wellness  
Massage Therapist



## Accounting

AJ Harris  
Susan Matson  
Alex Obnial  
Julie Budds  
Teri Kanamori  
Grace M Mora  
Patricia Valenzuela  
Sidney Ling  
Annie Everett  
Michael Bui  
Cody Mau

Controller  
Director, Cost Analysis  
Senior Accountant  
Financial Manager  
Senior Staff Accountant  
Financial Analyst  
Accounts Payable Clerk  
Bookkeeper  
Cash Desk  
Staff Accountant  
Staff Accountant

## Administration

Johnny H. Buss  
James H. Buss  
Diane Rogers  
Lindsey Pufall  
Teresa Sholl  
Francis R. Mariani  
Samantha Stewart  
Brian Long  
Octavia Ellison  
Chianti Phillips  
Raquel Conde  
Noemi Colon

Director, Corporate Affairs  
Senior Advisor  
Director, Compensation and Benefits  
Payroll Assistant  
Director Legal & Corporate Admin, Risk Manager  
Director, Corporate  
Director, Human Resources  
Manager, Business Administration - South Bay Lakers  
Executive Assistant  
Executive Assistant to President of Business Operations and COO  
Executive Assistant, Finance  
Executive Assistant, Legal Department

## Business Analytics

Christina Khosravi  
Justin Foote

Director, Business Analytics & Strategy  
CRM Analyst

## Community Relations & Special Projects

Janie Buss  
Linda Rambis  
Kiesha Nix  
Roberta Mariani  
Mathew Makovec  
Jon Olivero  
Alison Darnell

Director of Special Events  
Executive Director, Special Projects  
Executive Director Lakers Youth Foundation  
Director, Emeritus Lakers Youth Foundation  
Director, Community Relations & NBA2K Player Operations  
Manager, Community Relations  
Coordinator, Community Relations

## Corporate Partnerships

Allison Howard  
Eva Campbell  
Blain Skinner  
Erika Singal  
Karyn Lau  
Laura Scholnick  
Patrick Barkley  
Kelsey Brockway  
Morgan Ritter  
Devyn O'Brien  
Daryl Vales  
Tim Vanneman  
Jayla Hood

Vice President, Corporate Partnership  
Exec Director Corp Partnerships & Client Management  
Exec Director Corp Partnerships & Client Management  
Senior Director, Corporate Partnerships  
Director, Partner Activation  
Director, Corporate Ticketing & Hospitality  
Manager, Partner Activation  
Manager, Client Services and Events  
Manager, Broadcast Partnerships  
Coordinator, Corporate Partnerships and Events  
Coordinator, Corporate Partnerships  
Coordinator, Corporate Partnerships and NBA2K Business Operations  
Coordinator, Corporate Partnerships

## Facilities

Lisa Estrada  
Kathy Montoya  
Steven Hernandez  
Jerilyn Bristol

Vice President, Facilities & Building Operations  
Director, Game Operations and Office Manager  
Mail Courier  
Switchboard Operator

# TEAM DIRECTORY

---

## Game Entertainment

Matt Shelton  
Jessica Elliott  
Ralph Antunez  
Matthew Evans  
Andrew Martinez

Director, Game Entertainment  
Game Entertainment Manager  
Video Board Production  
Video Production Manager  
Video Production Coordinator

## Information Technology

Rick Allen  
Derek Gordon  
Cynthia Sebastiani  
Alan Tucker

Chief Technology Officer  
Director, Information Technology  
IT Support Engineer  
IT Support Engineer

## Media Relations

Alison Bogli  
Ta'Nisha Cooper  
Will Patterson  
T.C. Greene  
Noah Camarena  
Matt Fleer

Director, Media Relations  
Senior Manager, Media Relations  
Manager, Media Relations  
Coordinator, Media Relations  
Coordinator, Media Relations - South Bay Lakers  
Assistant, Media Relations

## New Media

Nick Kiosk  
Ty Nowell  
J Alexander Diaz  
Ryan Primeaux  
Mike Trudell  
Rodrigo Azurmendi  
Joey Ramirez  
Erica Martin  
Josh Williams  
Ryan Young

Director, New Media  
Manager, New Media  
Senior Graphic Designer/New Media Specialist  
Front End Developer, New Media  
Lakers Reporter  
Spanish Language Content Specialist  
Digital Content Specialist  
Graphic Designer  
Videographer/Editor/Producer  
Digital Content Coordinator - South Bay Lakers

## Ticket Sales & Operations

Veronica Lawlor  
Michelle McIntyre  
Cynthia Marie Gonzales  
Ryan Galovan  
Heather Dominguez  
Joe Bucz  
Bryan Hart  
Benjamin Ahn  
Rachel Valadez  
Cassie Bradley  
Jordan Alcedo  
DJ Dikitanan  
Akiela Locke  
Kevin Zapata

Vice President Ticket Sales and Operations  
Director, Service and Retention  
Manager, Ticket Operations  
Manager, Ticketing Technology and Operations  
Manager, Ticket Sales and Marketing - South Bay Lakers  
Account Executive, Group Sales  
Account Executive, Group Sales  
Account Executive, Ticket Sales - South Bay Lakers  
Senior Customer Service Specialist  
Customer Service Specialist  
Customer Service Specialist  
Customer Service Specialist  
Coordinator, Box Office Operations  
Ticket Coordinator







# JEANIE BUSS

## CEO AND CONTROLLING OWNER

As CEO and Controlling Owner, Jeanie Buss is responsible for running all aspects of the Los Angeles Lakers organization. Buss, who oversees the business and basketball operations of the team, works closely with President of Business Operations and COO, Tim Harris as well as President of Basketball Operations, Earvin "Magic" Johnson and General Manager Rob Pelinka.

In addition to her role as CEO, Buss also serves as the Lakers' governor, representing the team on the NBA's Board of Governors. She is currently a member of the NBA Advisory and Finance Committee and serves on the NBA Labor Committee, which in 2016 successfully reached a deal with the NBA Players Association for a new collective bargaining agreement.

Buss, who spent four years serving as President of the Great Western Forum before joining the Lakers, began her career at the age of 19 as General Manager of World Team Tennis' Los Angeles Strings. While guiding the team to two league titles, she also created the Forum Tennis Challenge Series featuring players such as John McEnroe, Pete Sampras, Andre Agassi, Jimmy Connors, Steffi Graf, Chris Evert, and Martina Navratilova.

In 1993, Buss brought professional roller hockey to Los Angeles as the owner of the Los Angeles Blades. Her outstanding leadership and dedication earned her Executive of the Year honors by Roller Hockey International. Buss is also using her considerable experience to lead a revival of WOW - Women of Wrestling, featuring female superheroes in the ring, with the goal of showcasing the talented performers and eventually touring the country.

Named by the Sports Business Journal in October of 2011 as one of the Game Changers: Women in Sports Business, Buss serves as a Trustee of the University of Southern California, her alma mater. She is also a co-host of Lakers All-Access, a yearly event presented by the LA Sports and Entertainment Commission, a nonprofit organization which draws events and attractions to Los Angeles.

Actively involved in the community, Buss received the 2018 Sally Award earlier this year for her and the Lakers' commitment to The Salvation Army and for the team's work at the Salvation Army's Red Shield Community Center in Pico Union. She lists Canine Companions for Independence, The Amanda Foundation and the Best Buddies organization among her many charitable endeavors while also working internally with the Lakers Youth Foundation to raise money for Southern California Youth charities. In 2015, she personally pledged \$1.5 million to Cedars-Sinai to establish the Dr. Jerry H. Buss Surgical Oncology Fellowship as a tribute to her father.



# EARVIN “MAGIC” JOHNSON

## PRESIDENT, BASKETBALL OPERATIONS

Earvin “Magic” Johnson begins his second full season as President of Basketball Operations for the Lakers. The NBA Legend and Hall of Famer was a special consultant for the team before being named to his current role in February of 2017. Johnson and General Manager Rob Pelinka are responsible for all basketball-related decisions including the scouting of players, the NBA Draft, trades and the signing of free agents.

Johnson’s illustrious career both on and off the court, can be most accurately summarized with a single word – winner. As a player, he was the guiding force behind championship-winning teams at every conceivable level, including high school, college and the professional ranks. As an executive, Johnson is a business powerhouse who has dedicated his life to leaving a positive impact in underserved urban communities. He is the Chairman and Chief Executive Officer of Magic Johnson Enterprises, an investment conglomerate valued at an estimated \$1 billion and is co-owner of the Los Angeles Dodgers, the Los Angeles Sparks of the WNBA, Major League Soccer’s Los Angeles Football Club, and eSports franchise Team Liquid.

Johnson, who played his entire 13-year NBA career with Los Angeles, led the Lakers to five NBA championships (1980, '82, '85, '87 and '88) and nine appearances in the NBA Finals. He was named the NBA’s Most Valuable Player on three occasions (1987, '89, '90), NBA Finals MVP three times (1980, '82, '87), earned All-NBA First Team honors nine times, participated in 12 All-Star Games (MVP in 1990, '92) and is one of only five players (Mark Jackson, Jason Kidd, Steve Nash, John Stockton) to surpass 10,000 career assists. On September 27, 2002, Johnson received the highest honor a basketball player can receive, as he was inducted into the Naismith Memorial Basketball Hall of Fame. In addition to Johnson’s numerous NBA accolades, Johnson earned an Olympic Gold Medal in 1992 as a member of the “Dream Team.”

Following his retirement in 1996, Johnson quickly became one of the country’s most successful entrepreneurs. Over the last two decades, Johnson has consistently turned heads with his unprecedented partnerships. In his early years as an entrepreneur, he forged an alliance with Sony Pictures to develop Magic Johnson Theatres. In 1998, he teamed with Starbucks to become the only franchisee in the history of the company, acquiring and eventually selling 125 stores in a lucrative move, which further solidified his position in the business world. Both ventures served as catalysts for redevelopment in urban communities and are widely recognized as the corporate blueprint for engagement and success with urban consumers across America.

The Michigan native is constantly evolving and remaining relevant in a dynamic digital age by broadening his scope into infrastructure and technology. Through a newly formed fund, Johnson is investing millions of dollars on infrastructure improvement in the United States. Operating under the philosophy that true success is making others successful, Johnson is one of the leading investors in a number of minority-owned tech companies. He is deliberate in his investment strategy to bring positive impact to the community.

Johnson and his wife Cookie reside in Los Angeles and are the parents to Andre, Earvin III (EJ) and Elisa.





# ROB PELINKA

## GENERAL MANAGER

After his first full season as General Manager, Rob Pelinka has helped transform the Lakers roster and team DNA.

Pelinka, 48, joined the Lakers after spending the greater part of two decades representing many of the NBA's top players as an agent. Named by Forbes as one the Top 10 Sports Agents in the World, Pelinka's experience gives him a unique, player-centric perspective of the NBA landscape that will help shape the decision-making and future strategies for the franchise.

Officially hired in March of 2017, Pelinka got to work quickly revamping the Lakers roster. The Lakers kicked off the 2017 NBA Draft by selecting the highly touted Lonzo Ball from UCLA with the second overall pick. Later in the evening, Pelinka acquired the draft rights to Utah product Kyle Kuzma and Villanova's Josh Hart in separate draft night deals. Ball would go on to earn Second Team All-Rookie honors for the 2017-18 season, tying LeBron James as the youngest player in NBA history to tally multiple triple-doubles. Kuzma started his rookie campaign with a bang being named Rookie of the Month for October/November. One of the top performers of the 2017 Draft class, Kuzma was named to the All-Rookie First Team, becoming the first player in NBA history to accumulate over 1,200 points, 450 rebounds and 150 three-pointers as a rookie. Hart also impressed, notching eight double-doubles on the season and leading the team in three-point shooting at a nearly 40 percent clip.

As a whole, the 2017-18 team saw major improvements on the court, increasing their previous season win-total by nine games. On the defensive side, they jumped to 12th in defensive rating, their highest finish since 2010-11. On the offensive side, the Lakers re-established a pace-focused identity, ranking second in the NBA in fast break points (17.5) and third in points in the paint (51.9), their highest averages in each category since 1997-98.

Off the court, Pelinka also reignited the Lakers commitment to player development by launching the Lakers Genius Talks, a series of life-skills discussions for Lakers players led by luminaries such as Dwayne "The Rock" Johnson, Allyson Felix, Jeffrey Katzenberg and Elon Musk. The Lakers players and coaches also attended and met the cast of Hamilton on Broadway, further broadening their passions and interests beyond just basketball.

The 2018 offseason proved to be a fruitful one for Pelinka and the front office. On July 9, the team signed four-time NBA MVP and three-time NBA Champion LeBron James – one of the most significant free agent signings in Lakers history. In addition to James, the team also inked deals with NBA Champions Rajon Rondo and JaVale McGee, as well as the playoff-tested Lance Stephenson and Michael Beasley. Kentavious Caldwell-Pope was also re-signed after shooting an impressive 38.3 percent from three-point range for the Lakers last season.

Pelinka coordinates all day-to-day functions of the Basketball Operations Department, helping manage personnel decisions, contract negotiations, salary cap strategies and scouting. The General Manager oversees and collaborates with his staff on all offseason activities, including the draft process, summer league, free agency and training camp. In addition to these tasks, Pelinka also assists with various marketing, media relations and other management functions.

The Lake Forest, Illinois, native earned his B.B.A. from the Ross School of Business at the University of Michigan with high honors in 1993, before receiving his J.D., Cum Laude, from the University of Michigan Law School in 1996. While on campus at Michigan, Pelinka was a member of the 1989 NCAA National Championship basketball team, taking part in three NCAA Final Fours (1989, 1992, 1993) for the Maize and Blue. Upon graduation, Pelinka practiced corporate law in Chicago and then embarked on a successful career as a sports agent, representing some of the all-time greats and many future NBA Hall-of-Famers, including the Lakers own Kobe Bryant.

Pelinka makes his home in Newport Beach with his wife, Dr. Kristin Pelinka, his son, Durham (10), and his daughter, Emery (8). Pelinka's off court interests include trail running, reading, staying active in his local church and spending as much time with his kids as his work schedule permits.

## PRESIDENT OF BUSINESS OPERATIONS & CHIEF OPERATING OFFICER

---



### TIM HARRIS

Overseeing Los Angeles Lakers business-related endeavors and marketing efforts for 19 years, Tim Harris brings more than 29 years of combined experience to the organization, currently serving in a multifaceted role as Chief Operating Officer, President of Business Operations & Chief Marketing Officer. Responsible for the Lakers' day-to-day business operations, Harris oversees the team's broadcast, sponsorship, ticketing, community relations, game entertainment and digital media departments. Harris negotiated one of the largest regional TV deals in all of sports when the franchise struck a long-term partnership with Spectrum SportsNet in 2011 and is the team's driving force behind its radio partnership with 710 ESPNLA. Harris is also responsible for spearheading the Lakers' UCLA Health partnership, which led to the completion of the state-of-the-art UCLA Health Training Center. Last summer, Harris led the negotiations to secure Wish as the team's first-ever jersey patch sponsor, one of the most lucrative jersey patch partnerships in the NBA.

Adding to his extensive scope of responsibilities, Harris serves as a Lakers Alternate Governor, and he represents the club at team president meetings.

Beginning his career working for Dr. Jerry Buss in 1990, Harris was tasked with promoting and marketing the team's arena at the time, The Great Western Forum. By 1995, after much success in his role, Harris would become Vice President of Marketing for the building. Following the sale of the Forum in 1997, Harris was responsible for managing the Lakers transition out of Inglewood to the brand new STAPLES Center as well as the new team training facility. At the conclusion of the club's move, Harris was brought on board to focus his efforts strictly on the Lakers, originally serving as Vice President of Sales and Marketing.

A standout soccer player at UCLA, Harris played four seasons as goalkeeper (1980-83), earning second team All-American honors in 1983 and finishing his career ranked third on the school's career victories list. He was later named to the UCLA Athletic Department Hall of Fame as one of the school's 25 all-time greatest athletes. Harris, who graduated from UCLA with a degree in sociology, went on to play five years professionally (1984-89), including three for the Dr. Buss-owned Los Angeles Lakers of the Major Indoor Soccer League. He was also a member of the United States Men's National Soccer Team in 1985.

An Inglewood native, Harris currently resides in Manhattan Beach with his wife Chol and their three children: Jude (13), Dane (11) and Gage (7).

## SENIOR VICE PRESIDENT, FINANCE & CHIEF FINANCIAL OFFICER

---



### JOSEPH MCCORMACK

Joseph McCormack was named Senior Vice President, Finance, and CFO for the Lakers in 2011 after serving as Vice President, Treasurer and CFO for 23 years.

In his current position, McCormack is involved in all aspects of planning, budgeting, administration, development governance and strategic initiatives for the organization. In addition to leading the day-to-day operations of the team's finances, McCormack was responsible for overseeing the construction of the team's 120,000 square-foot state of the art practice facility, the UCLA Health Training Center.

McCormack joined the Lakers on December 12, 1988 after previously working at PricewaterhouseCoopers as a certified public accountant.

A Short Hills, New Jersey native, McCormack earned his accounting degree from Providence College.

McCormack and his wife Catherine reside in Manhattan Beach and have two adult children, his son Jack and daughter Ellen, who is married to Max.





### DAN GRIGSBY

Dan Grigsby has served as Chief Legal Officer & General Counsel for the Lakers since April of 2014. He joined the Lakers organization after practicing sports and entertainment law with several nationally and internationally recognized law firms where, in addition to representing numerous sports industry and entertainment clients, he served as one of the principal outside lawyers for the Lakers.

In fact, one of the first assignments Dan received as a young lawyer was working on the then ground-breaking NBA player contract between the Lakers and Earvin "Magic" Johnson, with whom he now works closely in his role with the Lakers. As Chief Legal Officer & General Counsel, Dan is responsible for all legal matters for the Lakers, the South Bay Lakers, the Lakers Youth Foundation and their subsidiaries and affiliates, including working closely with Rob Pelinka, Mr. Johnson and the rest of the Lakers and South Bay Lakers basketball operations staff on player contracts and related matters.

Dan is a native of Southern California and received his undergraduate degree in Political Science from UCLA and his law degree from Whittier College School of Law. Dan lives in Pacific Palisades with his wife Karen and is a life-long Lakers fan.

## VICE PRESIDENT, RESEARCH & DEVELOPMENT

---



### JOEY BUSS

Serving as the Vice President of Research and Development for the Lakers, Joey Buss is responsible for exploring new technologies and strategies for business and basketball development. Buss is also in charge of the South Bay Lakers, the NBA G League franchise owned and operated by the Lakers. Entering his 12th season as President/CEO of team's minor league affiliate, Buss is responsible for overseeing the SB Lakers business and basketball operations for the team.

Buss and Director of Research and Development Nick Mazzella work closely with Earvin "Magic" Johnson, Rob Pelinka and Coach Walton to construct the Lakers Summer League and Training Camp rosters, while managing all two-way contracts, G League Call-Ups and assignment player decisions. Most recently, the Summer League roster they constructed won the first six games in Las Vegas, en route to a second-straight championship game berth after taking home the 2017 Las Vegas Summer League Championship.

Behind the leadership of Buss, the SB Lakers franchise has established itself as one of the G League's top producers of NBA players, along with developing 22 assignment players for the Los Angeles Lakers. Former South Bay Lakers have earned 29 NBA call-ups. South Bay has won the division three times, making two trips to the G League Finals.

Prior to assuming his current position with the South Bay Lakers, Buss spent a year preparing for his role as Lakers alternate governor, working closely with both Jeanie Buss and Tim Harris. Not long after becoming an alternate governor, Buss accepted the Larry O'Brien Trophy on behalf of the organization after the Lakers defeated the Orlando Magic in the 2009 NBA Finals.

After graduating from the University of Southern California, Buss served as a coaching associate for the Lakers during the 2006-07 season and got his first glimpse into the business of basketball at the age of 20, when he held a summer internship in the basketball operations department of the nearby Los Angeles Sparks for the 2004 and 2005 seasons.

Away from the court, Buss and his wife Dr. Nicole Buss reside in Rancho Palos Verdes with their sons Benjamin and Oliver. Dr. Nicole Buss earned her doctorate degree in Occupational Therapy at USC and serves on the Board of Directors for Town & Country Nursery School.



### JESSE BUSS

Jesse Buss begins his fourth season in the role of Assistant General Manager/Director of Scouting. In his role, Buss oversees all scouting-related matters for both the Lakers and South Bay Lakers, and has an essential role in the drafting of players for both franchises.

At the helm of the teams' scouting efforts, Buss orchestrates the schedules for the scouting staff, and maintains a rigorous scouting schedule himself, ensuring well-informed and thorough decisions can be made on all draft eligible prospects each year. During the summer months, Buss and Scout Support and Strategy Coordinator Moses Zapata manage the pre-draft workout process, which allows Buss and his staff to take a closer look at potential draft prospects. Over 150 players attended last summer's workouts, culminating with the drafting of Moritz Wagner, Sviatoslav Mykhailiuk and the eventual acquisition of Isaac Bonga.

Prior to his promotion, Buss served as the Lakers' director of scouting from 2012-15. Originally joining the organization in 2006, Jesse spent two seasons as a basketball operations assistant, where he wrote scouting reports in addition to his local scouting duties. He went on to serve as a scout from 2008-11, working domestically and internationally, and then as scouting coordinator for the 2011-12 season, overseeing all scouting operations.

The youngest son of the late Dr. Jerry Buss, Jesse grew up in San Diego and is a Chargers, Dodgers, and Kings fan. Buss resides in Brentwood with his son Jaden, who was born in February of 2016.

## DIRECTOR OF PLAYER PERSONNEL

---



### RYAN WEST

Ryan West begins his fifth season as Director of Player Personnel after serving as Assistant Director of Scouting for three seasons prior. His position entails substantial responsibilities in regards to player acquisitions via the draft, trades, and free agency.

West is an integral part of the player evaluation process and is a key voice in all drafting and scouting decisions. The Los Angeles native maintains an extensive in-person scouting schedule in addition to his other responsibilities. West originally joined the Lakers as a scout in the summer of 2009, and prior to joining the Lakers, spent eight seasons as a scout with the Memphis Grizzlies as the franchise transformed into a playoff contender.

The son of Lakers Hall of Fame guard Jerry West, Ryan graduated from Loyola Marymount University in 2002 with a degree in sociology. He resides in Los Angeles.





### KURT RAMBIS

Kurt Rambis begins his first season as Senior Basketball Advisor, after previously spending 16 years in various coaching and front office roles with the Lakers organization.

Following a decorated playing career, Rambis initially entered the coaching ranks as an assistant on Del Harris' staff for four-plus seasons (1994-1999). Twelve games into the 1998-99 season, Rambis took over as the Lakers' interim head coach where he compiled a 24-13 overall record, leading the team to the Western Conference Semifinals. Working the next two seasons in the team's front office – first as an advisor and then as assistant general manager – the Lakers would win NBA titles in both 2000 and 2001. Rambis returned to the sidelines and joined head coach Phil Jackson's staff for the 2001-02 season. As an assistant coach on Jackson's staff for seven seasons (2001-04, 2005-09) and for half of the 2004-05 season under interim head coach Frank Hamblen, Kurt helped guide the Lakers to four NBA Finals appearances (2002, 2004, 2008, 2009), with Los Angeles winning NBA Championships in 2002 and 2009.

Following the Lakers 2009 title, Rambis served as head coach of the Minnesota Timberwolves from 2009-11 and most recently spent four seasons (2014-18) as associate head coach of the New York Knicks which included a short stint as interim head coach in 2016.

A graduate of Santa Clara University with a B.S. degree in psychology, Rambis signed with the Lakers prior to the 1981-82 season and helped the club to four NBA titles (1982, 1985, 1987, 1988). Rambis would later go on to play for the Charlotte Hornets, Phoenix Suns and Sacramento Kings.

Rambis and his wife, Linda, reside in Manhattan Beach, CA, and have three children: Jesse (32), Jordan (31) and Ali (26).

## CHIEF OF STAFF

---



### ELAINE SHEN

Elaine Shen has served as Chief of Staff in Basketball Operations for the Lakers since May 2017. In her role, Elaine works closely with the General Manager to organize, prioritize, and execute on both short-term projects and strategic initiatives for the department. She is the primary liaison to management in both business and basketball, facilitating interdepartmental planning, coordination, and communication.

Elaine previously held the role of Director, Business Analytics & Strategy where she established the organization's business analytics capabilities. Elaine also supported executive leadership on revenue sharing, salary cap, and NBA Collective Bargaining Agreement matters.

Prior to joining the Lakers in December 2014, Elaine worked as a Consultant & Actuary at Aon, a global professional services firm that provides risk, retirement, and health solutions.

Elaine received her undergraduate degree in Economics from the University of Pennsylvania and her MBA from UCLA Anderson School of Management. Elaine and her husband Tim reside in Redondo Beach.

## DIRECTOR OF PLAYER DEVELOPMENT

---



### JORDAN WILKES

Jordan Wilkes enters his second season as Director of Player Development, after serving as a Basketball Operations Assistant each of the three seasons prior. Wilkes is primarily responsible for assisting General Manager Rob Pelinka in the day-to-day operations of the team, focusing on the personal growth of the players on the roster, while providing resources and assisting in the development of life skills off-the-court and outside of basketball.

A Playa Del Rey native and graduate of Loyola High School, Wilkes played collegiately for the University of California (2005-09), earning All-Conference academic honors as a social welfare major. Upon graduation, Wilkes worked in software sales in Silicon Valley, before returning home to Los Angeles in 2013. Wilkes got his start with the Lakers during the 2013-14 season, assisting the basketball operations staff on game days. Hired as an assistant to the basketball operations staff prior to the 2014-15 season, Wilkes spent three seasons involved in all aspects of the front office, managing player databases, scouting local college and NBA games, scheduling draft workouts and offseason activities, as well as directing Camp Lakers in the summers of 2015 and 2016.

A Laker by birth, Wilkes is the son of Laker Legend and Hall of Famer Jamaal "Silk" Wilkes. Wilkes and his wife Ashleigh reside in Westchester.

## DIRECTOR OF RESEARCH & DEVELOPMENT / SOUTH BAY LAKERS GM

---



### NICK MAZZELLA

A member of the Lakers organization since 2004, Nick Mazzella enters his second season as Director of Research and Development for the Lakers, also serving as the General Manager of the South Bay Lakers for his sixth season. As the Director of Research and Development, Mazzella works closely with Joey Buss, researching new strategies and technologies for the organization's basketball operations department, while overseeing the Summer League roster and two-way contracts and assisting with L.A. Laker training camp signings. His South Bay Lakers duties are wide-ranging and include the day-to-day management of the team, serving as point person for all personnel decisions, negotiations, staff hirings and scouting for the team.

Los Angeles saw immediate success at the Las Vegas Summer League with Mazzella and Buss at the helm. In 2017, the franchise won its first-ever Summer League Championship, and would go on to win six-straight games in 2018, advancing to a second-straight championship appearance.

Named General Manager of the South Bay Lakers in 2013, South Bay won the 2013-14 West Division Title after finishing with a 31-19 record. In addition to a division crown in his very first season, Mazzella's Lakers were one game away from the franchise's first-ever NBA G League

Championship in 2015-16. During the most recent season, Mazzella built a roster that advanced to the postseason for the third consecutive season, making it to the Western Conference Finals. Overall, 12 players have received NBA call-ups under Mazzella's leadership, and South Bay has helped to develop 11 Lakers assignment players on his watch.

Prior to accepting his current position as general manager, Mazzella spent nine seasons in the Lakers Media Relations department and was part of two NBA championship teams, making three trips to the NBA Finals. A graduate of the University of California, Santa Barbara, Mazzella received a bachelor's degree in Business Economics with a minor in Sports Management in 2006.





## BASKETBALL OPERATIONS



**SEAN BUSS**  
Scout



**ROBERT BROWN**  
Personal Security  
Officer



**PHIL CHANG**  
Manager, Basketball  
Analytics



**JONAH HERSCU**  
Manager, Advance  
Scouting / Player  
Development Assoc.



**JOSH INGRAM**  
Manager,  
Travel Operations



**ANTAWN  
JAMISON**  
Scout



**SHANE  
JENKINS**  
Manager,  
Player Services



**ED KELLEY**  
Assistant to  
Management



**DESIREE  
LESASSIER**  
Manager,  
Player Services



**DIANA MA**  
Data Scientist



**ANTONIO  
MACEIRAS**  
International Scout



**RANDY MIMS**  
Exec. Administrator,  
Player Programs &  
Logistics



**JON PASTOREK**  
Assistant Video  
Coordinator



**CAN PELISTER**  
International Scout



**MARSHALL  
RADER**  
Analyst,  
Salary Cap & CBA



**CLARE  
SUMMERS**  
Executive Assistant to  
the Head Coach



**IRVING  
THOMAS**  
Head Scout



**SAM USHER**  
Manager, Basketball  
Logistics / Executive  
Assistant to the GM



**NATALIE  
WILSON**  
Executive Assistant  
to the President of  
Basketball Operations



**MOSES  
ZAPATA**  
Coordinator, Scout  
Support & Strategy



## LUKE WALTON

Luke Walton enters his third season as head coach, after he was hired as the 26th head coach in Lakers franchise history, and the 22nd in the Los Angeles era, on April 29, 2016.

Walton again improved the team's win total by nine games in year-two, finishing with a 35-47 record for the 2017-18 season. The team saw major improvements on both ends of the floor, jumping from 30th in defensive rating in 2016-17 to 12th in 2017-18, while shooting the highest field goal percentage (46.1%) by a Laker team since the 2010-11 season. Walton's fast-paced offense ranked among tops in the league in points in the paint and fast break points throughout the season, finishing with 51.9 PITP (third in the NBA) and 17.5 fast break points per game (second in the NBA), most in each category by the team since 1997-98. The team's 108.1 points per game ranked 11th in the league and were the most for the Lakers since 2007-08.

Individual player development has also been a major factor in Walton's success. Brandon Ingram made big jumps statistically in his second season, with his averages improving from 9.4 points (40.2 FG%), 4.0 rebounds and 2.1 assists as a rookie, to 16.1 points (47.0 FG%), 5.3 rebounds and 3.9 assists in his sophomore campaign. Rookies Lonzo Ball, Kyle Kuzma and Josh Hart were key contributors throughout the season, with Ball (Second Team) and Kuzma (First Team) earning All-Rookie honors, while Josh Hart closed out the season with five-straight 20-point games and a career-high 30 points in the season finale against the Clippers.

Walton rejoined the Lakers family after spending two seasons as an assistant coach on Steve Kerr's staff with the Golden State Warriors. He joins George Mikan, Jim Pollard, Jerry West, Pat Riley, Earvin "Magic" Johnson, Kurt Rambis, and Byron Scott as the eighth individual to both play and coach for the Lakers organization. In his two years in Golden State, the Warriors appeared in consecutive NBA Finals and won the 2015 NBA Championship. Stepping into the interim head coaching position for Kerr who was forced to take a medical leave of absence from the team, Walton oversaw a 39-4 start to the season that included winning the first 24 consecutive games of the year, an NBA record. The team's 73-9 regular season record stands as the best mark in NBA history, and Walton finished ninth in Coach of the Year voting, even though he was not eligible for the award.

Prior to his time with the Warriors, Walton served as a player development coach for the South Bay Lakers during the 2013-14 season. He brings his formal experience in the coaching realm during the 2011 NBA lockout, when he served as an assistant coach at the University of Memphis.

The San Diego native enjoyed a 10-year NBA playing career (2003-13) with the Lakers and the Cleveland Cavaliers, and was an integral part of Los Angeles' NBA championship teams in 2009 and 2010. Originally selected with the 32nd overall pick in the 2003 NBA Draft, Walton averaged 4.7 points, 2.8 rebounds, and 2.3 assists in 564 regular season games (138 starts). He made the postseason seven times (all with the Lakers), logging 88 postseason appearances (12 starts), and represented Los Angeles in the Shooting Stars Competition at the 2005 All-Star Weekend.

Walton played collegiately at the University of Arizona for Hall-of-Fame coach Lute Olson, leaving the Pac-10 as one of only three players in conference history to tally 1,000 career points, 500 rebounds, and 500 assists. He was named an All-Pac-10 performer twice in his four-year career (1999-2003), and was a Wooden Award Finalist as a senior. His best statistical season came as a junior, where he posted averages of 15.7 points, 7.3 rebounds, and 6.3 assists, earning his selection to four All-America teams, including being one of 10 players to receive John R. Wooden Award All-American honors.

Walton's father, Bill, is a member of the Naismith Memorial Basketball Hall of Fame and was named one of the NBA's 50 Greatest Players. The father/son duo are one of two pairs in NBA history to both win multiple NBA titles (Mychal and Klay Thompson). Walton's three brothers (Nate, Adam, and Chris) all played basketball in college, and he cites his mother Susie as the person he most admires for raising four boys.

Luke and his wife Bre, who he originally met at Arizona where she was a standout volleyball player, have two children: son Lawson and daughter Landen.

### LUKE WALTON'S NBA COACHING CAREER

Year	Team	REGULAR SEASON		PLAYOFFS	
		W-L	Pct.	W-L	Pct.
2016-17	Los Angeles Lakers	26-56	.317	-	-
2017-18	Los Angeles Lakers	35-47	.427	-	-
<b>TOTALS</b>		<b>61-103</b>	<b>.372</b>	<b>-</b>	<b>-</b>





## **BRIAN SHAW**

Brian Shaw enters his third season as Associate Head Coach of the Los Angeles Lakers. He returned to the franchise prior to the 2016-17 season, after winning five championships with the team, three as a player (2000-02) and two as an assistant coach (2009 and 2010).

Shaw brings a wealth of coaching experience to the bench after serving as head coach of the Denver Nuggets for two seasons (2013-15), associate head coach of the Indiana Pacers for two years (2011-13, helping the Pacers to the postseason both years including a run to the 2013 Eastern Conference Finals), and seven seasons as an assistant coach with the Lakers (2004-11). Before joining the Lakers bench, he served as a scout for the team for the 2003-04 campaign after concluding his playing career as a Laker following the 2002-03 season.

Credited with the development of young players at each of his coaching stops, Shaw had a long and successful playing career with the Lakers, Boston Celtics, Miami Heat, Orlando Magic, Golden State Warriors, Philadelphia 76ers, and Portland Trail Blazers, and spent the 1989-90 season playing professionally in Italy. The 24th pick of the 1988 NBA Draft (Boston) averaged 6.9 points, 4.2 assists, and 3.4 rebounds in 23.0 minutes per game over his 943-game career, while making 361 starts and appearing in 127 playoff games over 11 postseasons. He also played for the gold medal-winning Team USA in the 1986 FIBA World Championship.

Shaw played collegiately at Saint Mary's College of California for two seasons before transferring to UC Santa Barbara, where he was the Big West Conference Player of the Year in 1988. His No. 22 jersey is retired by the Gauchos.

In 2000, his hometown of Oakland declared Aug. 10 as "Brian Shaw Day."

He is married to his wife Nikki and they have three children: Brianna, B.J., and Bianca.

---

## **ASSISTANT COACH**

---



## **JESSE MERMUYS**

Jesse Mermuys begins his third season as an assistant coach with the Lakers.

During the 2015-16 season, Mermuys served as head coach of the Toronto Raptors' NBA G League affiliate, Raptors 905. Under Mermuys' watch as the first coach in the history of the franchise, Norman Powell developed and played a crucial role in Toronto's 2016 postseason run, Greg Smith earned a call-up and was signed for the remainder of the season by the Minnesota Timberwolves, and Axel Toupane was named the G League's Most Improved Player in addition to earning a multi-year contract with the Denver Nuggets.

With an extensive background in player development, Mermuys was a Raptors assistant coach on Dwane Casey's staff for the 2013-14 and 2014-15 seasons, and coached Toronto's entry in the NBA Summer League in Las Vegas in 2014 and 2015. His prior NBA experience includes spending the 2012-13 season with the Houston Rockets as assistant coach/director of player development and working for the Denver Nuggets for four seasons, serving as video coordinator,

advance scout, and ultimately assistant coach/advanced scout.

A graduate of the University of Arizona with a degree in business management, Mermuys was director of basketball operations for the Wildcats from 2006-08. He has also worked at the collegiate level as video coordinator at New Mexico State and assistant coach at Southern Utah.

Mermuys got his start in coaching as the head freshman and varsity assistant coach at Tucson's Salpointe Catholic High School from 2001-03. During the 2003-04 campaign, Mermuys was an assistant coach at Pima Community College. He played collegiately at Glendale Community College in Glendale, Arizona.

Jesse and his wife Michelle are parents to their five-year-old daughter, Myla, and three-year-old son, Grey.

## ASSISTANT COACH

---



### BRIAN KEEFE

Currently in his 14th NBA season, and 12th as an assistant coach, Brian Keefe begins his third year with the Lakers organization as part of Luke Walton's staff.

Keefe made the move to L.A. after spending the previous two seasons (2013-15) as an assistant coach with the New York Knicks, preceded by seven seasons spent working with the Oklahoma City Thunder (including the organization's final season in Seattle), originally joining the franchise in the summer of 2007. He served as a player development coach for two years with the Thunder before spending his final five seasons as an assistant coach, and during his run, the team reached the post-season five times including a trip to the 2012 NBA Finals.

Prior to joining the Thunder, Keefe spent two seasons (2005-07) as assistant video coordinator for the San Antonio Spurs, earning an NBA Championship ring as part of Gregg Popovich's staff following the Spurs' title run in 2007.

Keefe's coaching career began in 2000-01 as a graduate assistant at the University of South Florida and continued as an assistant coach at Bryant University in Rhode Island (2001-05) before joining the Spurs.

A graduate of the University of Nevada-Las Vegas with a degree in sociology, Keefe played his final two collegiate seasons for the Rebels after transferring from UC Irvine. He served as team captain at both schools, and was named to the All-Big West Second Team in 1996 while at UC Irvine.

A native of Winchester, MA, Brian and his wife Cindy are proud parents of daughters Brooke (six) and Noelle (five).

## ASSISTANT COACH

---



### MARK MADSEN

A two-time NBA Champion as a player with the Lakers (2001 and 2002), fan favorite Mark Madsen enters his sixth season in a coaching capacity with Los Angeles.

Selected by the Lakers in the first round (29th overall) of the 2000 NBA Draft, Madsen played three seasons in Los Angeles (2000-03) and was a member of back-to-back NBA championship teams his first two seasons in the league. He then signed with the Minnesota Timberwolves as a free agent prior to the 2003-04 campaign and played six seasons (2004-09) with the Wolves. In 453 games (70 starts) over nine NBA seasons, Madsen averaged 2.2 points and 2.6 rebounds in 11.8 minutes per game.

Following his playing career, Madsen served as an assistant coach during the 2009-10 season with the Utah Flash of the NBA G League before returning to his alma mater, Stanford University, where he earned his MBA from the Stanford Graduate School of Business in 2012. That same year, he was named an assistant coach on Stanford Head Coach Johnny Dawkins' staff and spent

the 2012-13 season working in recruiting, opponent game planning, and player skill development.

A native of Danville, CA, Madsen, earned his undergraduate degree in economics in 2000. He attended San Ramon Valley High School and served a two-year Mormon mission in Spain following his graduation from high school.

He and his wife Hanna have one son, William, who was born in 2017.





### MILES SIMON

Returning for his second season on Luke Walton's staff, Miles Simon most recently led the charge for this year's summer league campaigns, winning the first six games of the Las Vegas Summer League and advancing to the championship game for the second-straight summer. Simon was also a member of the staff that took home the 2017 Las Vegas Summer League title and spent last season as an assistant coach on the Lakers bench.

During his first season on the staff, Simon played an important role in the development of the young Lakers, including all-rookie selections Lonzo Ball and Kyle Kuzma, as well as Summer League MVP Josh Hart. At the conclusion of the season, Simon took the reins of the team's pre-draft workout process, while continuing his development work with current Lakers players.

Simon first joined the Lakers staff after serving as head coach of the 2017 USA Junior National Select Team for the Nike Hoops Summit, leading the USA to a victory over the World Select Team. Simon won gold medals as an assistant for the 2016 USA Men's U17 World Championship Team, as well as the 2015 USA Men's U16 National Team.

In addition to his work with USA Basketball, Simon spent nine NBA off-seasons from 2008-16 working in a player development role with some of the league's top talent and has served as the Director of the Nike Basketball Academy since 2015. Simon has also worked in broadcasting, serving as a college basketball analyst for ESPN.

The Arizona alumnus was the 1997 NCAA Tournament Most Outstanding Player after leading the Wildcats to a National Championship as a junior. Upon graduation, Simon played one season for the Orlando Magic (1998-99), before spending time overseas and in the CBA. At the conclusion of his playing career, Simon spent three seasons (2005-08) as an assistant coach at Arizona on Lute Olson's staff.

Simon and his wife Kristy reside in North Tustin with their three children: Kiana (17), Sasha (eight) and Cameron (five).

## VIDEO COORDINATOR

---



### WILL SCOTT

Will Scott returns for his third season as the team's head video coordinator, after assisting the team in the video room since the 2011-12 season, while simultaneously working for the South Bay Lakers.

The Los Angeles native manages the video department to ensure coaching and front office staffs are fully supported, while assisting in game preparation and individual player development. Scott was promoted to assistant coach/video coordinator with the South Bay Lakers in 2015-16, where his responsibilities grew to include scouting upcoming opponents and individual growth, as the team reached the G League Finals. During the summers of 2014 and 2015, Scott served as the head video coordinator of the WNBA's Los Angeles Sparks, where he developed scouting reports on opponents and was intimately involved in daily coaching operations.

A graduate of Indiana University with a B.S. in sports marketing and management, Scott was a student manager for the Indiana men's basketball team from 2009-11, assisting the coaching staff and players with all day-to-day functions of the team.

## SPECIAL ASSISTANT TO THE GM / BASKETBALL CONSULTANT

---



### BILL BERTKA

Bill Bertka returns for his 50th year of service in the NBA and his 44th overall season with the Lakers. Entering year 17 in his current capacity, Bertka has been with the organization through 10 NBA Championships and 20 NBA Finals appearances. Serving as an assistant coach under eight Lakers head coaches dating back to 1981, Bertka brings a wealth of experience to the position, including coaching Laker big men Wilt Chamberlain, Kareem Abdul-Jabbar, Vlade Divac, Shaquille O'Neal, and Andrew Bynum. His talent as a scout and experience in player personnel matters make him an excellent resource for the team's basketball operations staff.

First employed by the Lakers in 1968, Bertka served as a scout, assistant coach and director of player personnel until 1974 when he left the club to become general manager of the NBA expansion New Orleans Jazz. Bertka also had an initial ownership stake in the franchise through his company, Invest West Sports.

Bertka rejoined the Lakers in 1981 as an assistant coach and for the next 20 years was a key member on the staffs of Pat Riley, Mike Dunleavy, Randy Pfund, Earvin "Magic" Johnson, Del Harris, Kurt Rambis, and Phil Jackson. Earning a victory over the LA Clippers as head coach on February 25th, 1999 after Del Harris was relieved of his head coaching duties, Bertka became the oldest person to ever coach an NBA game at the age of 71. It was the second time in his career with the Lakers that Bertka was the interim head coach, previously having led the team to a 1-1 record prior to Earvin Johnson's 16-game tenure in 1994. Additionally, Bertka and Phil Jackson are the only people to serve as the team's head coach on two different occasions.

The Santa Barbara native is also well known for founding Bertka Views, one of the most successful college scouting services in the country, which he and his wife, Solveig, operated from 1961-1995. Throughout that time period, many of the nation's premier college basketball programs utilized Bertka Views as their sole scouting service. Adding another feather to his cap during the summer of 1992, Bertka served as a scout for the United States' Olympic basketball team at the European Qualifying Tournament in Zaragoza, Spain. Additionally, Bertka hosted Sports With Bertka, his own radio show in Santa Barbara that won three Golden Mike Awards in the 1970's. In 1989, Bertka enjoyed the dual distinction of being inducted into each of his hometowns' respective Hall of Fames; in May of that year he was inducted into the Santa Barbara Sports Hall of Fame and just five months later in October, he was inducted into the Summit County (Ohio) Sports Hall of Fame, where he grew up as a child. In January of 2004, Bertka was inducted into the Kent State University Sports Hall of Fame and most recently, was an inaugural inductee into the Santa Barbara Basketball Court of Champions in June, 2014.

Bill and Solveig have two married daughters, Britt, who is married to veteran NBA assistant coach Jim Eyen, and Kris, married to Yankees scout Bill Pintard, and make their home on a 50-acre avocado ranch in Santa Barbara. They have four grandchildren and two great-grandchildren.

## ASSISTANT COACH / DIRECTOR OF BASKETBALL STRATEGY

---



### CLAY MOSER

Clay Moser enters his eighth season on the Lakers staff. For the last three seasons, Moser has served as Assistant Coach/Director of Basketball Strategy, after four seasons as the teams' Head Advance Scout/Assistant Coach.

Moser has over 30 years of professional basketball management and coaching experience, spending time in a plethora of leagues, including the NBA, NBA G League, CBA, NCAA, NJCAA, USBL and various summer pro leagues. The responsibilities held by Moser have included positions as a Scout, Analytics Director, VP of Business Development, Assistant and Head Coach, General Manager, CEO/President and part owner of the CBA's Idaho Stampede from 1997-2001.

The University of Wisconsin-LaCrosse graduate got his start at NC State under the legendary Jim Valvano, before joining the Sioux Falls Skyforce of the CBA. Moser would then go on to work for the Idaho Stampede, Reno Bighorns, Rio Grande Valley Vipers, Golden State Warriors, New

Orleans Hornets, San Antonio Spurs, Orlando Magic, Cleveland Cavaliers, South Bay Lakers and Los Angeles Lakers.

Spending parts of his offseason in Crosslake, MN, Moser resides in El Segundo with his wife Angela and their children Chandler, Lily and Carter.





### MARCO NUÑEZ

After originally joining the Lakers as Assistant Athletic Trainer during the 2008-09 season, Marco Nuñez was elevated to Head Athletic Trainer prior to the 2016-17 campaign. Charged with year-round oversight of the care, prevention, and treatment of injuries to the players on the roster, Nuñez works hand-in-hand with the training staff, coaching staff, and front office to ensure the highest level of performance on the court. The Los Angeles native is also chiefly responsible for player rehabilitation programs and emergency on-court procedures.

Prior to joining the Lakers, Nuñez spent two seasons as Athletic Trainer for the Lakers' NBA G League affiliate, the South Bay Lakers, beginning with their inaugural season in 2006-07. While working in the G League, Nuñez served simultaneously as Athletic Trainer for the WNBA's Los Angeles Sparks, and was solely affiliated with the Sparks for the 2005-06 season. An Assistant Trainer for the Los Angeles Avengers of the Arena Football League from 1999-2003, he also spent one season as Athletic Trainer for the Carolina Cobras of the AFL in 2004 prior to joining the Sparks.

In the summer and fall of that same year, Nuñez worked as a trainer for the movie "The Longest Yard," attending to the actors, stuntmen, and athletes on set. In addition to winning NBA championships in his first two seasons with the purple-and-gold (2009 and 2010), Nuñez also served as the Assistant Athletic Trainer for the 2011 and 2018 NBA All-Star Games in Los Angeles. While he always had an interest in medicine growing up, it wasn't until his freshman year at Cal Poly Pomona where he heard Head Athletic Trainer Ky Kugler deliver a keynote speech that he decided to pursue a career in athletic training.

A graduate of Cal Poly Pomona with a B.S. in Kinesiology and emphasis in Sports Medicine who went on to receive his M.S. in Biomechanics from A. T. Still University in 2013, Nuñez was born in San Diego, but graduated from Bishop Mora Salesian High School in Los Angeles where he lettered in baseball. When not at practice, a game or traveling with the team, the self-proclaimed "weekend warrior" enjoys baseball and basketball in his free-time along with spending time with family and friends.

Nuñez and his wife Krista reside in Anaheim Hills with their 11-year old daughter Caitlyn, eight-year-old son Liam, and four-year-old son Eli.

---

## DIRECTOR OF STRENGTH & ENDURANCE TRAINING



### GUNNAR PETERSON

Gunnar Peterson returns for his second season with the Lakers as the team's Director of Strength and Endurance Training. In his role, Peterson is responsible for designing and implementing a strength and conditioning program with the goal of keeping the players performing at elite levels throughout the NBA season. With over 29 years of experience in the fitness industry, Peterson is recognized for his expertise in functional training and his commitment to innovative fitness techniques.

Peterson joined the organization after cementing himself as one of the top personal trainers in Los Angeles, with a client list including athletes from the NBA, NHL, NFL, MLB, USTA and professional boxing, as well as film and television celebrities.

A certified Strength and Conditioning Specialist (CSCS) by the National Strength and Conditioning Association, Peterson is a proud graduate of Duke University. The Beverly Hills resident enjoys spending his free time with his wife, four children and their dogs.

## TRAINING STAFF

---



**NINA HSIEH**  
Asst. Athletic Trainer



**MIKE MANCIAS**  
Athletic Trainer &  
Athletic Performance  
Liaison



**STACEY ROBINSON**  
Massage Therapist




**RON WEATHERS**  
Physical Therapist /  
Asst. Athletic Trainer

## STRENGTH & CONDITIONING STAFF

---



**JOSH WRIGHT**  
Asst. Strength &  
Conditioning Coach



**ADI VASE**  
Asst. Strength &  
Conditioning Coach



**CARLOS MAPLES**  
Equipment Manager

## EQUIPMENT MANAGER


---

## NUTRITION & WELLNESS STAFF

---



**KRISTEN ANDREWS**  
Manager,  
Nutrition & Wellness



**SANDRA PADILLA**  
Team Chef



**CHELLY PADILLA**  
Sous Chef







## STU LANTZ

Entering his 32nd season broadcasting Lakers games, this will be Stu's 16th season working television exclusively as television analyst. With the end of the Lakers simulcast era prior to the 2003-04 season, Stu now teams with play-by-play man Bill Macdonald and broadcasts every Lakers game televised on Spectrum SportsNet. Providing each broadcast with his expert analysis and unique insight garnered through his 40-plus years associated with the NBA as both a player and color commentator, he has received numerous awards over the years. Most recently, Stu was inducted into the Southern California Sports Broadcasters Hall of Fame as part of the 2018 class. Chosen Southern California's best radio color commentator six times by the Southern California Sports Broadcaster's Association and best television color commentator on seven occasions, Stu has also won nine local EMMY Awards for his work in the Best Live Sports Telecast category.

A graduate of the University of Nebraska (1968), the Cornhuskers officially retired his uniform number (22) on October 17, 1989 during halftime ceremonies of a Lakers' preseason game in Lincoln. Born in Uniontown, PA, Stu was originally a third round draft pick of the San Diego Rockets in 1968. Spending his first three seasons in San Diego, he enjoyed his finest pro campaign in 1970-71, averaging career-high figures in both scoring (20.6) and rebounding (5.0). The following season, Stu ranked sixth overall in the NBA in free throw percentage (.838). He also played for the Detroit Pistons (1972-1974) and New Orleans Jazz (1974) prior to being traded to the Lakers in December of 1974. He played less than two seasons in Los Angeles before announcing his retirement following the 1976-77 campaign due to a back injury.

Immediately following his playing career, Stu embarked on a broadcasting career, serving as a commentator for the San Diego Clippers, San Diego State University, CBS and the NBA Radio Network. In addition to his broadcast work, for 20-plus years, he also served as an instructor at Pete Newell's renowned Big Man's Camp during the offseason, helping improve the skill-set of some of the game's premier big men.

Stu and his wife, Linda, live in San Diego and are the parents of Todd, Kristin and Shane.

## TELEVISION PLAY-BY-PLAY ANNOUNCER



## BILL MACDONALD

Long-time Southern California area broadcaster and four-time local Emmy Award-winning announcer and host Bill Macdonald enters his eighth season behind the mic as Lakers television play-by-play announcer on Spectrum SportsNet.

The versatile Macdonald, a fixture on Fox Sports West/Prime Ticket since its inception in 1985 through the Lakers final season on the network (2012), has broadcast in a variety of capacities over the years as host, field reporter and play-by-play announcer for professional basketball, baseball and hockey, among other sports.

The host of pre- and post-game shows "Lakers Live," "Angels Live" and "Ducks Live" before joining the Lakers announcing team, Macdonald has also served as the play-by-play voice for UCLA men's basketball and football and Los Angeles Avengers football.

Having filled in as the Angels, Ducks and Los Angeles Kings play-by-play announcer over the years as well as the Lakers play-by-play announcer on both television and radio, Macdonald most notably called Kobe Bryant's historic 81-point game on January 22, 2006.

In his career, Macdonald's hosting duties have included the "UCLA Sports Magazine," the Emmy Award winning Kings pre-game show "Break the Ice," "Carl's Jr. Sports Roundtable," the Pac-10 basketball tournament from STAPLES Center, the multiple Emmy award winning nightly sports news program "Press Box" and live, phone-in talk show "It's Your Call."

Actively involved with charities such as the Special Olympics, the Ronald McDonald House, and the NBA's Read to Achieve, Macdonald's work on "Training for Life: The California Special Olympics" was awarded with yet another Emmy.

Born in Bronxville (NY) but moving to Corona del Mar (CA) at an early age, Macdonald attended the University of Southern California where he graduated in 1981 with a degree in communication.

Currently residing in Newport Coast, Macdonald is the proud father of three sons: twin boys, Kirk and Cory, and Billy Jr.

## RADIO PLAY-BY-PLAY ANNOUNCER

---



### JOHN IRELAND

Serving as the team's sideline reporter on KCAL-9 from 2002-11, John Ireland returns for his eighth season behind the mic as radio play-by-play announcer for the Lakers.

A seven-time local Emmy Award winner for sports television, Ireland currently co-hosts the Mason and Ireland Show on the Lakers flagship station 710 AM ESPNLA Radio.

A local talent who grew up in Corona del Mar and graduated from UCLA in 1985 with a degree in history, Ireland's career path took him to stations in Monroe (LA), Beaumont (TX) and San Diego (CA) before bringing him home to the Los Angeles area in 1995.

In addition to his studio and "roving reporter" work over the years, Ireland added the Los Angeles Clippers radio play-by-play announcer responsibilities to his resume in 1997, working five seasons in all for the team on a fill-in basis before joining the Lakers beat in 2002. A six-time recipient of the Southern California Sports Broadcasters (SCSB) Irv Kaze Radio Talk Show Host

Award, Ireland also previously filled in on radio play-by-play duties for both UCLA and Lakers basketball games.

Ireland, who enjoys pick-up basketball and golf when away from work, is involved in numerous charity organizations that include Autism Speaks among others.

He and his wife, Leasa, reside in Manhattan Beach with their son, Jack.

## RADIO ANALYST

---



### MYCHAL THOMPSON

A member of the Lakers championship teams in 1987 and 1988, Mychal Thompson enters his 16th season as the team's radio analyst. Formerly the Minnesota Timberwolves television color analyst for two seasons, Thompson teams with play-by-play announcer John Ireland for all Lakers radio broadcasts.

Thompson, a standout at the University of Minnesota, averaged 20.8 points per game throughout his four-year collegiate career and was named All-America following both the 1976-77 and 1977-78 campaigns. The leading scorer in Golden Gopher history with 1,992 points, Thompson was the first overall selection in the 1978 NBA Draft by the Portland Trailblazers. In 12 seasons and 935 regular season games with the Trailblazers, Lakers and San Antonio Spurs, Thompson averaged 13.7 points, 7.4 rebounds and 2.3 assists.

Prior to joining the Lakers broadcast team, Thompson co-hosted a radio show in Portland, Ore. and also worked with the NBA's Vancouver Grizzlies, Seattle SuperSonics and Trailblazers as a television broadcast color analyst. Thompson also serves as Sports Ambassador for his native Bahamas.

Thompson and his wife, Julie, reside in Ladera Ranch and have three sons: Mychel, a professional basketball player with past NBA and NBA G League experience, Klay, who won NBA Championships in 2015, 2017 and 2018 as a member of the Golden State Warriors and has gold medals from the 2016 Olympic Games in Rio de Janeiro and the 2014 World Championship in Spain, and Trayce, who is currently an outfielder for the Chicago White Sox.





### FERNANDO GONZALEZ

Beginning his 23rd season as a play-by-play announcer for the Lakers, Fernando Gonzalez serves as the Spanish Voice of the team, broadcasting every game on 1330 ESPN Deportes, the Lakers Spanish language flagship.

Gonzalez is quite familiar to the Lakers Spanish-speaking audience as he also served as the news director for KWHY-TV and anchored the popular sports news program "Mundo Deportivo." Gonzalez has received several accolades for his work including the 1995 Golden Mike Award for best sports segment.

Not limited to basketball, Gonzalez has also broadcast a variety of sporting events including World Cup soccer, the Olympic Games, professional boxing, NHL hockey and Pac-12 football.

Born in Toluca, Mexico, Fernando graduated from La Universidad Autonoma del Estado de Mexico with a law degree.

He and his wife, Maria Teresa, have two children, Luis Fernando and Tatiana and have been residents of Los Angeles since coming to the United States in 1989.

### SPANISH RADIO ANALYST

---



### JOSE "PEPE" MANTILLA

Since 1993, Jose "Pepe" Mantilla has served as a radio analyst for Lakers Spanish broadcasts, now serving his 26th season in that capacity with nearly 40 years of broadcasting experience overall. The original Spanish voice of the Lakers, Mantilla broadcasts every game to the team's large and growing Hispanic audience, and has not missed a single game in his over two decades with the team. The Mexico native has seen the team claim five NBA titles during his tenure, which has included hosting "El Show de Los Lakers" and "Fiesta Lakers."

One of the most active sports journalists in Los Angeles, he is also a popular panelist for radio and TV sports shows, and as a result, was honored with the National Hispanic Media Coalition Impact Award in 2014. In addition to those duties, Pepe has managed to find time to broadcast the Olympics, MLB, the NFL, WNBA, the Pan American Games, college football and basketball, and a variety of soccer leagues and events, including several FIFA World Cups, MLS, the EPL, SERIE A, and Mexico's national soccer league. He was also the Spanish voice of USC Trojans football for multiple seasons since the turn of the century (most recently between 2012-14), and

provided English commentary during the 2006 and 2010 FIFA World Cups for AM 570 radio, and 2014 World Cup for 710 AM.

A graduate of UNAM in Mexico, Pepe has one daughter, Mercedes, and one son, Andres from his late wife Ivonne, and makes his home in Irvine.

### SPANISH RADIO ANALYST

---



### FRANCISCO PINTO

Francisco Pinto, a veteran television sports host, anchor and analyst for over 20 years, returns for his sixth season in a new role as the team's Spanish-language radio color commentator. Pinto won the 2012 and 2015 NBA Broadcasting Award for Best Live Call and a 2013 LA Area Emmy Award for Live Sports Coverage for the contest between the Lakers and Raptors on December 8th of that year.

Prior to joining the Lakers broadcast team, Pinto spent 12 years with KMEX-TV, Univision's LA affiliate, where he was a sports anchor for seven years before switching to news and becoming a host on the station's morning newscast, Primera Edicion. Having covered many of the biggest sporting events in the world, including two World Cups (2002 and 2006) and several NBA Finals, Super Bowls, World Series and world title boxing matches.

Pinto, who began his broadcasting career in 1996 with a three-year stint as a sports and news anchor at KUVS-TV, Univision's affiliate for the Modesto, Stockton and Sacramento areas, has also hosted The Rose Parade in Pasadena on three occasions, interviewed dignitaries that include presidents and Nobel Prize winners and earned five Emmy nominations over the course of his career.

A native of Concepcion, Chile and former soccer player, Pinto studied Physical Education at the Universidad de Concepcion, where he played for the university's soccer team as well as the Deportes Concepcion Reserve Team. Pinto, who also played and coached squash in Chile, later came to the United States to study Sports Medicine at the Master's College in Santa Clarita, California.

He and his wife of 21 years, Rachel, reside in the South Bay with their two children, Sofia and Sebastian.



### LAWRENCE TANTER

Entering his 36th season as the Public Address Announcer for the Lakers, Lawrence Tanter is the longest-tenured PA announcer in franchise history and second-longest tenured in NBA history. Beginning in 1982 at the Great Western Forum and continuing to the present STAPLES Center, he has called over 1,500 games from his familiar seat at center court including four NBA All-Star games and 14 NBA Finals series. His mild demeanor coupled with his smooth delivery are unique to the NBA, ranging from the dissonant lone sensed in his voice with lines such as "Too Many Steps" to the cool declaration of "The Laker Girls."

Born in Chicago, Illinois, Tanter was a member of an Illinois state championship team while at Thornton High School. He later played at the University of Dubuque in Iowa.

A jazz historian and enthusiast, Tanter is a veteran of four decades of work at numerous radio stations throughout the Los Angeles area. He has interviewed over 500 recording artists, written liner notes for 20 albums, narrated several video games and done voice-overs for over 6,000 commercials.

## SIDELINE REPORTER

---



### MIKE TRUDELL

Entering his 11th season with the Lakers and eighth as the team's sideline reporter, Mike Trudell will maneuver around the court and locker room for Spectrum SportsNet alongside play-by-play voice Bill Macdonald and analyst Stu Lantz.

Trudell also serves as the team's beat reporter for Lakers.com, as he has since the 2008-09 season as a full-time member of the team's traveling staff. He added sideline TV duties for road games only during the 2010-11 campaign and has been the sideline reporter for all locally televised Lakers games since the inaugural Spectrum SportsNet season of 2012-13. He also fills in as a host at the network, and makes appearances as an analyst for studio shows, as well as for the occasional L.A. Sparks or L.A. Galaxy game on Spectrum.

Trudell has also been a radio host at ESPN L.A. 710 since 2013, where Lakers play-by-play man John Ireland and analyst Mychal Thompson can also be heard.

Like the Lakers, Trudell came to Los Angeles from Minnesota, where he was the reporter for Timberwolves.com from 2006-08. He also worked for the NFL's Minnesota Vikings and Baltimore Ravens, the Cologne Centurions of NFL Europe and was a play-by-play announcer for the University of Minnesota's women's soccer team, in addition to several high school sports teams. Trudell has also done play-by-play for the G-League's South Bay Lakers, and for West Coast Conference NCAA games on Spectrum.

Trudell is a 2004 graduate of Northwestern University's Medill School of Journalism in Evanston, Illinois, outside of Chicago, with a double major in history. He played Big Ten varsity soccer and also honed his broadcast skills at the campus TV (NNN) and radio (WNUR) stations.

Raised in Lake Minnetonka, Minnesota, Trudell currently resides in Redondo Beach with his wife, Annie, identical twin boys Jett and Talan, and French Bulldog, Lyla.






# THE PLAYERS

28	Lonzo Ball
30	Michael Beasley
33	Joel Berry II
35	Isaac Bonga
37	Kentavious Caldwell-Pope
40	Jeffrey Carroll
42	Alex Caruso
44	Josh Hart
46	Brandon Ingram
48	LeBron James
55	Kyle Kuzma
57	JaVale McGee
60	Sviatoslav Mykhailiuk
62	Rajon Rondo
66	Lance Stephenson
68	Moritz Wagner
70	Travis Wear
72	Johnathan Williams
74	Ivica Zubac
76	Training Camp Roster

**HEIGHT: 6-6 // WEIGHT: 190**  
**BORN: 12/30/84 10/27/97 (ANAHEIM, CA)**  
**COLLEGE: UCLA**  
**HIGH SCHOOL: CHINO HILLS (CHINO HILLS, CA)**  
**EXPERIENCE: 1 YEAR PRO**



**LONZO BALL**  
 2 / / / GUARD

**CAREER REGULAR SEASON STATISTICS**

Year	Team	G	GS	MIN	FG	FGA	PCT	3FG	3FGA	PCT	FT	FTA	PCT	OFF	DEF	TOT	A	PF	DO	STL	TO	BLK	PTS	AVG
17-18	LAL	52	50	1780	203	564	.360	90	295	.305	32	71	.451	69	291	360	376	117	0	88	136	43	528	10.2
<b>TOTALS</b>		<b>52</b>	<b>50</b>	<b>1780</b>	<b>203</b>	<b>564</b>	<b>.360</b>	<b>90</b>	<b>295</b>	<b>.305</b>	<b>32</b>	<b>71</b>	<b>.451</b>	<b>69</b>	<b>291</b>	<b>360</b>	<b>376</b>	<b>117</b>	<b>0</b>	<b>88</b>	<b>136</b>	<b>43</b>	<b>528</b>	<b>10.2</b>

**CAREER HIGHS**

**REGULAR SEASON SINGLE-GAME HIGHS**  
 Points.....29, 10/20/17, Lakers at Phoenix  
 Minutes.....44, 3/22/18, Lakers at New Orleans  
 Field Goals.....12, 10/20/17, Lakers at Phoenix  
 Field Goal Attempts.....27, 10/20/17, Lakers at Phoenix  
 Three-Point Field Goals.....6, 3/3/18, Lakers at San Antonio  
 Three-Point Attempts.....13, 3/7/18, Lakers vs. Orlando  
 Free Throws.....4, 12/20/17, Lakers at Houston  
 Free Throw Attempts.....7, 12/20/17, Lakers at Houston (twice)  
 Offensive Rebounds.....4, 1/11/18, Lakers vs. San Antonio (twice)  
 Defensive Rebounds.....13, 11/19/17, Lakers vs. Denver  
 Rebounds.....16, 11/9/17, Lakers vs. Denver  
 Assists.....13, 11/11/17, Lakers at Milwaukee (twice)  
 Steals.....6, 3/1/18, Lakers at Miami  
 Blocks.....4, 12/7/17, Lakers at Philadelphia (twice)

**AT A GLANCE**

- NBA All-Rookie Second Team selection in 2017-18
- Selected to participate in the Min Dew Kickstart Rising Stars Game at NBA All-Star 2018 in Los Angeles
- At 20 years and 23 days of age, tied LeBron James as the youngest player in NBA history to record two triple-doubles
- Was the first Lakers player to be named NBA Las Vegas Summer League MVP in 2017
- Selected by the Lakers with the second overall pick in the 2017 NBA Draft
- Consensus First Team All-American in lone season at UCLA in 2016-17



**How Acquired:** Selected by the Lakers with the second overall pick in the 2017 NBA Draft

**2017-18:** Appeared in 52 games (50 starts), averaging 10.2 points, 6.9 rebounds, 7.2 assists and 1.7 steals in 34.2 minutes ... Named to NBA All-Rookie Second Team ... Selected to participate in the Rising Stars Challenge at NBA All-Star Weekend in Los Angeles, but did not participate due to injury ... One of 22 players in NBA history to record at least 375 assists (376) in 55 games or less (52) and is the only rookie to do so ... Scored in double figures 24 times, including two 20+ point performances ... Led the team in scoring once, rebounds 11 times, assists 41 times, steals 21 times and blocks 15 times ... Had 13 double-doubles ... Had 18 points (6-10 3FG), 11 assists, seven rebounds and two blocks on 3/3 at SAS, becoming the first Laker in franchise history to hit at least six threes with that assist total ... Finished with 10 points, eight rebounds, eight assists, four blocks and three steals on 12/7 at PHI, becoming the first Lakers player since Shaquille O'Neal to put up those figures ... Tallied second triple-double with 11 points, 16 rebounds and 11 assists on 11/19 vs. DEN, becoming the first Lakers rookie with multiple triple-doubles since Magic Johnson (1979-80) ... Tied LeBron James as the youngest NBA player to record multiple triple-doubles (20 years, 23 days) ... His 16 boards were the most by a rookie guard since 2000 ... Notched first career triple-double on 11/11 at MIL with 19 points, 12 rebounds, 13 assists, three blocks and three steals ... Became first Lakers rookie since at least 1983-84 to have four blocks in a game on 11/8 at BOS ... Tallied career-high 29 points, 11 rebounds, nine assists and one steal on 10/20 at PHX, becoming one of only three players to go for 29-11-9 before the age of 21 (L. James, M. Jordan) ... Was also first player since Oscar Robinson (1960) to register at least 25 points, 10 rebounds and five assists in his first career road contest ... In NBA debut, recorded three points, nine rebounds, four assists, one steal and one block on 10/19 vs. LAC, good for the highest rebounding total by any Laker in a debut since at least 1983-84 ... Missed six games due to left shoulder sprain (12/25-1/3), 16 games due to sore left knee (1/15-2/15, 2/24) and eight games due to left knee contusion (3/30-4/11)

**COLLEGE:** 2016-17 (UCLA): Consensus First-Team All-American ... NABC D-I All-America First Team and Freshman of the Year selection ... USBWA District IX Player of the Year and All-District IX honors ... Named a finalist for the John R. Wooden Award, Naismith Trophy and Bob Cousy Point Guard of the Year Award ... Pac-12 Co-Player of the Year, Freshman of the Year and Newcomer of the Year, in addition to an All-Pac-12 First Team selection ... Started all 36 games as a freshman, averaging 14.6 points, 6.0 rebounds and an NCAA-leading 7.6 assists per game ... Ranked first in the Pac-12 in assists (7.6), third in steals (1.8), fifth in field goal percentage (.551) and sixth in minutes (35.1) ... Scored in double figures in 31 of 36 games ... Recorded nine double-doubles ... Registered at least 10 assists in seven games and grabbed at least 10 rebounds in four contests ... Scored a season-high 24 points 1/21 against Arizona ... Set the UCLA single-game freshman assists record, dishing 14 assists 3/4 against Washington State ... Set UCLA's single-season assists record (274), the second-highest single-season total in Pac-12 history and a freshman record ... Became the first player in the Pac-12 to average at least 14 points, six rebounds and seven assists per game since Jason Kidd in 1992-93

**PERSONAL:** Son of LaVar and Tina Ball ... Has two younger brothers, LiAngelo and LaMelo ... Has one daughter, Zoey Ball ... Had a solo workout with the Lakers on June 7, 2017 before being drafted by the team ... Became the first Lakers player to be named NBA Las Vegas Summer League MVP in 2017 after averaging a league-record 9.3 assists per game ... Lists rapping as his off-the-court talent ... Passionate about giving back to his roots, he is an avid volunteer in the Chino Hills community ... Lists his greatest personal achievement as leading Chino Hills High to a 35-0 record and the 2016 CIF State Open Division Championship as a senior while playing with his younger brothers ... Was the Naismith Prep Player of the Year, Morgan Wootten Player of the Year and USA Today Boys Basketball Player of the Year in 2016 ... Named the 2016 CIF Southern Section Open Division Player of the Year and was a three-time all-section selection at Chino Hills High ... Participated in the 2016 McDonald's All-American Game ... Averaged 23.9 points, 11.3 rebounds, 11.5 assists and 5.1 steals as a senior



HEIGHT: 6-9 // WEIGHT: 235.  
 BORN: 1/8/89 (FREDERICK, MD)  
 COLLEGE: KANSAS STATE  
 HIGH SCHOOL: NOTRE DAME PREP (FITCBURG, MA)  
 EXPERIENCE: 10 YEARS PRO

MICHAEL BEASLEY

11 /// FORWARD

CAREER REGULAR SEASON STATISTICS

Year	Team	G	GS	MIN	FG	FGA	PCT	3FG	3FGA	PCT	FT	FTA	PCT	OFF	DEF	TOT	A	PF	DO	STL	TO	BLK	PTS	AVG
08-09	MIA	81	20	2009	452	957	.472	33	81	.407	186	241	.772	110	329	439	83	184	0	41	121	37	1123	13.9
09-10	MIA	78	78	2328	468	1040	.450	28	102	.275	192	240	.800	123	375	498	100	221	2	80	131	49	1156	14.8
10-11	MIN	73	73	2361	561	1246	.450	60	164	.366	219	291	.753	118	291	409	158	222	3	54	195	52	1401	19.2
11-12	MIN	47	7	1087	221	497	.445	38	101	.376	61	95	.642	39	168	207	45	83	0	18	80	19	541	11.5
12-13	PHX	75	20	1554	310	766	.405	45	144	.312	94	126	.746	52	230	282	111	107	0	31	144	34	759	10.1
13-14	MIA	55	2	831	177	355	.499	21	54	.389	61	79	.772	31	141	172	42	93	2	23	57	21	436	7.9
14-15	MIA	24	1	505	92	212	.434	8	34	.235	20	26	.769	12	77	89	32	66	2	15	37	13	212	8.8
15-16	HOU	20	0	363	107	205	.522	3	9	.333	38	49	.776	29	69	98	16	39	0	11	24	9	255	12.8
16-17	MIL	56	6	935	216	406	.532	18	43	.419	78	105	.743	40	153	193	53	92	1	27	66	27	528	9.4
17-18	NYK	74	30	1653	409	807	.507	34	86	.395	124	159	.780	97	317	414	123	145	2	36	143	43	976	13.2
TOTALS		583	237	13626	3013	6491	.464	288	818	.352	1073	1411	.760	651	2150	2801	763	1252	11	336	998	304	7387	12.7

CAREER POSTSEASON STATISTICS

Year	Team	G	GS	MIN	FG	FGA	PCT	3FG	3FGA	PCT	FT	FTA	PCT	OFF	DEF	TOT	A	PF	DO	STL	TO	BLK	PTS	AVG
08-09	MIA	7	0	178	34	88	.386	4	13	.308	13	17	.765	10	41	51	7	14	0	2	11	7	85	12.1
09-10	MIA	5	5	135	22	49	.449	1	2	.500	7	9	.778	10	19	29	3	10	0	4	13	0	52	10.4
13-14	MIA	4	0	23	5	10	.500	0	0	.000	1	3	.333	2	2	4	2	3	0	0	1	0	11	2.8
15-16	HOU	5	0	80	22	46	.478	2	6	.333	6	7	.857	4	17	21	3	8	0	1	7	0	52	10.4
16-17	MIL	4	0	48	7	20	.350	3	5	.600	0	4	.000	2	7	9	1	8	0	1	2	1	17	4.3
TOTALS		25	5	465	90	213	.423	10	26	.385	27	430	.675	28	86	114	16	43	0	8	34	8	217	8.7

CAREER HIGHS

REGULAR SEASON SINGLE-GAME HIGHS

Points.....42, 11/10/10, Minnesota at Sacramento  
 Minutes.....48, 1/5/11, Miami at Philadelphia (3 times)  
 Field Goals.....17, 11/10/10, Minnesota at Sacramento  
 Field Goal Attempts.....31, 11/10/10, Minnesota at Sacramento  
 Three-Point Field Goals.....4, 4/12/09, Miami at Houston (4 times)  
 Three-Point Attempts.....8, 2/13/12, Minnesota at Orlando  
 Free Throws.....12, 1/30/12, Minnesota at Houston  
 Free Throw Attempts.....12, 1/30/12, Minnesota at Houston (3 times)  
 Offensive Rebounds.....6, 11/7/12, Phoenix at Charlotte (4 times)  
 Defensive Rebounds.....14, 4/12/09, Miami vs. New York  
 Rebounds.....16, 4/12/09, Miami vs. New York  
 Assists.....9, 11/16/12, Phoenix at L.A. Lakers  
 Steals.....5, 1/30/13, Phoenix vs. L.A. Lakers (twice)  
 Blocks.....4, 12/17/10, Miami at Portland

POSTSEASON SINGLE-GAME HIGHS

Points.....22, 5/1/09, Miami vs. Atlanta  
 Minutes.....36, 5/1/09, Miami vs. Atlanta  
 Field Goals.....11, 5/1/09, Miami vs. Atlanta  
 Field Goal Attempts.....25, 5/1/09, Miami vs. Atlanta  
 Three-Point Field Goals.....3, 4/20/17, Milwaukee vs. Toronto  
 Three-Point Attempts.....4, 5/3/09, Miami at Atlanta (twice)  
 Free Throws.....7, 4/29/09, Miami at Atlanta  
 Free Throw Attempts.....7, 4/29/09, Miami at Atlanta  
 Offensive Rebounds.....4, 5/1/09, Miami vs. Atlanta  
 Defensive Rebounds.....11, 5/1/09, Miami vs. Atlanta  
 Rebounds.....15, 5/1/09, Miami vs. Atlanta  
 Assists.....3, 4/22/09, Miami at Atlanta  
 Steals.....3, 4/27/10, Miami at Boston  
 Blocks.....2, 5/3/09, Miami at Atlanta (3 times)





## AT A GLANCE

- Has appeared in 583 career games (236 starts) for New York, Milwaukee, Houston, Miami, Phoenix and Minnesota
- Owns career averages of 12.7 points, 4.8 rebounds and 1.3 assists in 23.4 minutes per contest
- Has appeared in 25 NBA Playoff games (five starts) for the Bucks, Rockets and Heat
- Participated in the Rising Stars Challenge at NBA All-Star Weekend in 2009 and 2010
- Selected by the Miami Heat with the second overall selection in the 2008 NBA Draft
- Consensus First Team All-American in lone season at Kansas State in 2007-08

**HOW ACQUIRED:** Signed with the Lakers as a free agent on July 23, 2018

**2017-18:** (New York Knicks): Appeared in 74 games (30 starts), averaging 13.2 points, 5.6 rebounds and 1.7 assists in 22.3 minutes ... Led team in scoring 18 times, rebounds 10 times and assists once ... Tallied 10 double-doubles ... Scored in double figures 46 times, including 21 games of 20+ points and four games of 30+ ... Was one of three players in the NBA to average at least 13.0 points in less than 24.0 minutes ... Registered a season-high 32 points, four rebounds, three assists and one steal on 3/31 vs. DET ... Finished with 24 points (11-16 FG), 13 rebounds, seven assists, one steal and one block on 3/15 vs. PHI ... Had 23 points, 10 rebounds, two assists and two blocks on 1/15 at BKN ... Recorded 26 points, 12 rebounds, one assist, one steal and one block on 1/10 vs. CHI ... Finished with 20 points, 10 rebounds, two assists and two steals on 1/5 at MIA ... Tallied 23 points, 12 rebounds, four assists and two steals on 12/28 at SAS ... Score a season-high 32 points along with 12 rebounds on 12/21 vs. BOS ... Recorded 30 points, five rebounds, four assists and two blocks on 12/16 vs. OKC ... DNP-CD six times ... Inactive twice

**CAREER:** Has appeared in 583 NBA games (236 starts) for the Knicks, Bucks, Rockets, Heat, Suns and Timberwolves ... Owns career averages of 12.7 points, 4.8 rebounds and 1.3 assists in 23.4 minutes ... Has scored 10+ points in 356 games, 20+ in 118 games, 30+ in 16 games and 40+ once ... Owns 46 career double-doubles ... **Playoffs:** Has appeared in 25 playoff games (five starts) for the Bucks, Rockets and Heat, averaging 8.7 points and 4.6 rebounds in 18.6 minutes ... **Career Transactions:** Selected by the Miami Heat with the second overall selection in the 2008 NBA Draft ... Acquired by the Minnesota Timberwolves in exchange for cash, a 2011 second round draft pick and a 2014 second round draft pick on July 12, 2010 ... Signed as a free agent with the Phoenix Suns on July 20, 2012 ... Waived by the Suns on September 3, 2013 ... Signed as a free agent with the Miami Heat on September 11, 2013 ... Signed as a free agent with the Memphis Grizzlies on September 25, 2014 ... Waived by the Grizzlies on October 9, 2014 ... Signed a 10-day contract with the Heat on February 26, 2015 ... Signed a second 10-day contract with the Heat on March 8, 2015 ... Signed a multi-year contract with the Heat on March 18, 2015 ... Signed a multi-year contract with the Houston Rockets on March 4, 2016 ... Acquired by the Milwaukee Bucks in exchange for Tyler Ennis on September 22, 2016 ... Signed as a free agent with the New York Knicks on August 8, 2017 ... Signed as a free agent with the Los Angeles Lakers on July 23, 2018

**2016-17:** (Milwaukee Bucks): Appeared in 56 games (six starts), averaging 9.4 points and 3.4 rebounds in 16.7 minutes ... Shot a career-high 53.2 percent from the field (216-406) ... Led team in scoring three times and rebounds three times ... Averaged 15.3 points in six games as a starter ... Tallied one double-double ... Scored in double figures 25 times, including three games of 20+ points ... Finished with 23 points, three rebounds, four assists, three steals and one block on 2/13 vs. DET in first start of the season ... Scored a season-high 28 points along with five rebounds, four assists, two steals and three blocks on 1/10 at SAS ... Recorded 14 points, six rebounds, two assists and three blocks on 12/9 vs. ATL ... Tallied 13 points and 10 rebounds on 11/17 at MIA ... Missed five games with a left mid-foot sprain (12/15-12/23) and 17 games with a hyperextended left knee (3/1-3/29) ... DNP-CD four times ... **Playoffs:** (Milwaukee Bucks): Appeared in four games (zero starts), averaging 4.3 points and 2.3 rebounds in 12.0 minutes ... Scored in double figures once ... DNP-CD twice

**2015-16:** (Houston Rockets): Appeared in 20 games (zero starts), averaging 12.8 points and 4.9 rebounds in 18.2 minutes ... Tallied one double-double ... Scored in double figures 13 times, including three games of 20+ points and one 30-point game ... Recorded 20 points, 11 rebounds and two assists on 3/31 vs. CHI ... Registered 21 points, five rebounds, one steal and two blocks on 3/25 vs. TOR ... Scored a season-high 30 points with nine rebounds on 3/19 at ATL ... Tallied 11 points, nine rebounds, two assists, three steals and one block on 3/14 vs. MEM ... DNP-CD once ... **Playoffs:** (Houston Rockets): Appeared in five games (zero starts), averaging 10.4 points and 4.2 rebounds in 16.0 minutes ... Scored in double figures four times ... Scored 17 points with three rebounds on 4/24 vs. GSW

**2014-15:** (Miami Heat): Appeared in 24 games (one start), averaging 8.8 points, 3.7 rebounds and 1.3 steals in 21.0 minutes ... Tallied one double-double ... Scored in double figures eight times, including one 30-point game ... Scored a season-high 34 points along with 11 rebounds, eight assists, two steals and two blocks on 4/15 at PHI in his lone start of the season ... Finished with nine points, eight rebounds, seven assists, three steals and one block on 3/20 vs. DEN ... Registered 18 points, seven rebounds, two steals and one block on 3/7 vs. SAC ... Missed one game with an illness (4/7) ... DNP-CD once

**2013-14:** (Miami Heat): Appeared in 55 games (two starts), averaging 7.9 points and 3.1 rebounds in 15.1 minutes ... Scored in double figures 18 times, including two games of 20+ points ... Registered 18 points, five rebounds, three assists, one steal and one block on 4/14 at WAS ... Scored a season-high 24 points with four rebounds and two assists on 3/4 at HOU ... Finished with 15 points, seven rebounds, two assists, one steal and two blocks on 12/5 at CHI ... Recorded 17 points, nine rebounds, two assists and one block on 11/27 at CLE ... Missed six games (12/7, 12/10-12/20) with a strained left hamstring ... DNP-CD 21 times ... **Playoffs:** (Miami Heat): Appeared in four games (zero starts), averaging 2.8 points and 1.0 rebounds in 5.8 minutes ... DNP-CD six times ... Inactive 10 times

**2012-13:** (Phoenix Suns): Appeared in 75 games (20 starts), averaging 10.1 points, 3.8 rebounds and 1.5 assists in 20.7 minutes ... Tallied two double-doubles ... Scored in double figures 36 times, including 12 games of 20+ points ... Tallied 25 points, seven rebounds, two assists and one steal on 2/8 at OKC ... Scored a season-high 27 points, six rebounds, one assist and a career-high tying five steals on 1/30 vs. LAL ... Recorded 14 points, 11 rebounds, one assist and two blocks on 1/14 vs. OKC ... Had 11 points, three rebounds, three assists and three blocks on 12/14 vs. UTA ... Finished with 14 points, five rebounds, a career-high nine assists, one steal and one block on 11/16 at LAL ... Registered 21 points, 15 rebounds, seven assists, one steal and three blocks on 11/7 at CHO ... Tallied 22 points, six rebounds, one assist and two blocks on 11/4 at ORL ... DNP-CD three times ... Missed one game due to illness (12/23) and three games due to personal reasons (4/9-4/13)

# MICHAEL BEASLEY

---

- 2011-12:** (Minnesota Timberwolves): Appeared in 47 games (seven starts), averaging 11.5 points, 4.4 rebounds and 1.0 assists in 23.1 minutes ... Tallied four double-doubles ... Scored in double figures 26 times, including six games of 20+ points and one 30-point game ... Finished with 26 points, six rebounds, three assists, two steals and one block on 4/14 vs. OKC ... Scored 27 points (11-15 FG) with five rebounds on 2/28 at LAC ... Recorded 17 points and 14 rebounds on 2/7 vs. SAC ... Scored a season-high 34 points with three rebounds, one assist and one steal on 1/30 at HOU ... Registered 18 points, 12 rebounds, three assists, two steals and one block on 1/29 vs. LAL ... Missed 11 games with a sprained right foot (1/8-1/25) and eight games with a sprained left toe (3/15-4/4)
- 2010-11:** (Minnesota Timberwolves): Appeared in 73 games (73 starts), averaging a career-high 19.2 points, 5.6 rebounds and 2.2 assists in 32.3 minutes ... Tallied eight double-doubles ... Scored in double figures 66 times, including 32 games of 20+ points, eight games of 30+ and one 40-point game ... Finished with 34 points, seven rebounds, two assists and two steals on 4/13 vs. HOU ... Registered 24 points, 11 rebounds, three assists and a career-high five steals on 4/6 vs. PHX ... Tallied 20 points, 11 rebounds, seven assists and one block on 4/5 at NJN ... Scored 28 points with 10 rebounds, three assists, one steal and three blocks on 3/27 vs. BOS ... Tallied 30 points, nine rebounds, seven assists and one block on 1/26 vs. OKC ... Tallied 28 points, 12 rebounds, two assists and one steal on 1/5 vs. CHO ... Recorded 33 points, six rebounds, two assists, three steals and a career-high four blocks on 12/17 at POR ... Finished with 25 points, 10 rebounds, two assists, two steals and two blocks on 11/19 vs. LAL ... Had 35 points, six rebounds, four assists, three steals and one block on 11/12 vs. NYK ... Scored a career-high 42 points with nine rebounds, two assists and one steal on 11/10 at SAC ... DNP-CD twice ... Missed seven games with a sprained left ankle (1/13-1/15, 2/8-2/16)
- 2009-10:** (Miami Heat): Appeared in 78 games (78 starts), averaging 14.8 points, 6.4 rebounds, 1.3 assists and 1.0 steals in 29.8 minutes ... Tallied 11 double-doubles ... Scored in double figures 60 times, including 22 games of 20+ points and one 30-point game ... Recorded 25 points, 13 rebounds, two assists, two steals and three blocks on 4/14 vs. NJN ... Finished with 28 points, nine rebounds, three assists, two steals and one block on 3/31 at DET ... Tallied 14 points, nine rebounds, two assists, four steals and two blocks on 2/23 vs. MIN ... Scored a season-high 30 points with eight rebounds, one assist, three steals and one block on 2/19 at MEM ... Recorded 23 points, 11 rebounds, two steals and two blocks on 2/17 at NJN ... Registered 21 points, 12 rebounds, three assists, two steals and two blocks on 2/4 at CLE ... Finished with 21 points, 13 rebounds, four assists and two steals on 1/23 vs. SAC ... Registered 20 points, seven rebounds, two assists, three steals and one block on 1/10 at LAC ... Scored 28 points, 11 rebounds, one assist, one steal and one block on 12/15 vs. TOR ... Missed two games with a left thigh bruise (3/12-3/14) and two games with a hyperextended right knee (1/29-1/30) ... Playoffs: (Miami Heat): Appeared in five games (five starts), averaging 10.4 points and 5.8 rebounds in 27.0 minutes ... Scored in double-figures three times
- 2008-09:** (Miami Heat): Appeared in 81 games (19 starts), averaging 13.9 points, 5.4 rebounds and 1.0 assists in 24.8 minutes ... Named to the NBA All-Rookie First Team ... Tallied eight double-doubles ... Scored in double figures 58 times, including 16 games with 20+ points ... Registered 23 points, 13 rebounds, two assists and two blocks on 4/14 at ATL ... Scored a season-high-tying 28 points (12-19 FG) with a career-high 16 rebounds, one assist and two blocks on 4/12 vs. NYK ... Tallied 23 points, 13 rebounds, two assists and two steals on 4/10 at BOS ... Finished with 28 points, nine rebounds, one assist and two steals on 3/4 vs. PHX ... Registered 21 points, seven rebounds, three assists, one steal and two blocks on 2/12 at CHI ... Scored 16 points with seven rebounds and three blocks on 1/28 vs. WAS ... Recorded 20 points, eight rebounds, three assists, two steals and two blocks on 1/17 at SAS ... In NBA debut, finished with nine points and four rebounds ... Missed one game due to illness (12/12) ... Playoffs: (Miami Heat): Appeared in seven games (zero starts), averaging 12.1 points, 7.3 rebounds, 1.0 assists and 1.0 blocks in 25.4 minutes ... Tallied two double-doubles ... Scored in double figures five times ... Finished with 22 points, 15 rebounds and one assist on 5/1 vs. ATL
- INTERNATIONAL:** Appeared in 40 games (24 starts) for the Shandong Golden Stars of the Chinese Basketball Association during the 2015-16 season, averaging 31.9 points, 13.4 rebounds, 3.8 assists, 2.0 steals and 1.3 blocks ... Was named International MVP ... Named MVP of CBA All-Star Game ... Appeared in 37 games (30 starts) with the Shandong Golden Stars during the 2014-15 season, averaging 28.6 points, 10.4 rebounds and 5.2 assists and 1.9 steals ... Named MVP of the CBA All-Star Game ... Played nine games at the World Championships U19 in 2007, averaging 12.8 points, 5.3 rebounds and 1.6 steals

**COLLEGE:** 2007-08 (Kansas State): Appeared in 33 games (33 starts) in lone collegiate season, averaging 26.2 points, 12.4 rebounds, 1.2 assists, 1.3 steals and 1.6 blocks in 31.5 minutes ... Shot 53.2 percent from the field (307-577) and 37.9 percent from three-point range (36-95) ... Named Big 12 Player of the Year ... Earned unanimous First Team All-American honors from the Associated Press, NABC, The Sporting News and United States Basketball Writers Association ... Unanimous First Team All-Conference and All-Rookie Team selection ... Named Freshman of the Year by The Sporting News and the USBWA ... Set numerous school single-season records, including scoring (866) and rebounds (408) ... Led the NCAA in rebounding (12.4) and ranked third in scoring (26.2) ... Posted a nation-high 28 double-doubles, breaking the freshman mark previously held by Carmelo Anthony ... Scored in double figures 32 times, including 26 games of 20+ points, 13 games of 30+ and three 40-point games ... Finished with 39 points and 11 rebounds on 3/1 at Kansas ... Scored a career-high 44 points (15-15 FT) with 13 rebounds, one assist, one steal and two blocks on 2/23 at Baylor ... Recorded 40 points and 17 rebounds on 2/16 vs. Missouri ... Tallied 40 points and 15 rebounds on 12/22 vs. Winston-Salem State ... Registered 28 points and 22 rebounds on 11/17 vs. Western Illinois ... Finished with 32 points, a career-high 24 rebounds, four assists, two steals and four blocks on 11/9 vs. Sacramento State

**PERSONAL:** Full name is Michael Paul Beasley ... Son of Fatima Smith ... Has two brothers, Leroy Ellison and Malik Smith, and two sisters, Mychaela Beasley and Tiffany Couch ... God brother is former NBA player DerMarr Johnson ... Interests include cars, shopping and playing video games ... Is a fan of his hometown Washington Nationals ... Named Most Valuable Player of the 2007 McDonald's All-American Game ... As a senior, helped Notre Dame Prep to a 35-5 mark and the Inaugural Prep School National Championship ... As a junior, helped Oak Hill Academy to a school-record 40 wins



HEIGHT: 6-0 // WEIGHT: 195  
 BORN: 4/1/95 (ORLANDO, FL)  
 COLLEGE: NORTH CAROLINA  
 HIGH SCHOOL: LAKE HIGHLAND PREP (ORLANDO, FL)  
 EXPERIENCE: ROOKIE



## JOEL BERRY II

18 /// GUARD

### COLLEGIATE CAREER STATISTICS

Year	Team	G	GS	MIN	FG	FGA	PCT	3FG	3FGA	PCT	FT	FTA	PCT	OFF	DEF	TOT	A	PF	STL	TO	BLK	PTS	AVG
14-15	UNC	30	0	397	40	99	.404	17	48	.354	28	37	.757	3	23	26	46	44	12	21	1	125	4.2
15-16	UNC	40	39	1228	185	413	.448	70	186	.376	95	109	.872	25	108	133	150	89	58	61	9	535	13.4
16-17	UNC	38	37	1155	182	427	.426	88	230	.383	106	137	.774	16	102	118	138	84	53	71	5	558	14.7
17-18	UNC	36	36	1193	208	525	.396	93	270	.344	108	121	.893	20	107	127	116	58	42	68	12	617	17.1
<b>TOTALS</b>		<b>144</b>	<b>112</b>	<b>3973</b>	<b>615</b>	<b>1464</b>	<b>.420</b>	<b>268</b>	<b>734</b>	<b>.365</b>	<b>337</b>	<b>404</b>	<b>.834</b>	<b>64</b>	<b>340</b>	<b>404</b>	<b>450</b>	<b>275</b>	<b>165</b>	<b>221</b>	<b>27</b>	<b>842</b>	<b>12.7</b>

### CAREER HIGHS

#### COLLEGIATE SINGLE-GAME HIGHS

Points.....	31, 2/27/18, N. Carolina vs. Miami (twice)
Minutes.....	41, 1/27/18, N. Carolina vs. NC State
Field Goals.....	12, 1/3/17, N. Carolina at Clemson
Field Goal Attempts.....	23, 1/3/18, N. Carolina at Florida State
Three-Point Field Goals.....	7, 1/3/17, N. Carolina at Clemson
Three-Point Attempts.....	12, 2/21/18, N. Carolina at Syracuse (twice)
Free Throws.....	9, 1/20/18, N. Carolina vs. Georgia Tech
Free Throw Attempts.....	10, 1/20/18, N. Carolina vs. Georgia Tech
Offensive Rebounds.....	3, 1/20/16, N. Carolina vs. Wake Forest
Defensive Rebounds.....	7, 2/17/18, N. Carolina at Louisville (twice)
Rebounds.....	8, 2/17/18, N. Carolina at Louisville (3 times)
Assists.....	11, 12/21/15, N. Carolina vs. Appalachian St.
Steals.....	4, 11/21/16, N. Carolina vs. Chaminade (3 times)
Blocks.....	3, 1/27/18, N. Carolina vs. NC State

### AT A GLANCE

- Appeared in 144 games (112 starts) over four years at North Carolina, averaging 12.7 points, 2.8 rebounds, 3.1 assists and 1.1 steals in 27.6 minutes
- Named Final Four Most Outstanding Player after leading the Tar Heels to the 2017 National Championship
- Signed by the Lakers as a free agent on July 18, 2018

## JOEL BERRY II

---

**How Acquired:** Signed by the Lakers as a free agent on July 18, 2018

**COLLEGE:** Appeared in 144 games (112 starts) over four seasons at North Carolina, averaging 12.7 points, 2.8 rebounds, 3.1 assists and 1.1 steals in 27.6 minutes ... Scored in double figures 93 times, including 25 games with 20+ points, and two 30-point games ... 2017-18 (North Carolina): First Team All-ACC selection ... Started all 36 games, averaging 17.1 points, 3.5 rebounds, 3.2 assists and 1.2 steals per game ... Shot an ACC-leading 89.3 percent from the free throw line (108-121) ... Scored in double figures in 31 games, including 12 games of 20+ points and one 30+ game ... Scored career-high 31 points on 2/27 vs. Miami (FL) ... Ranked fifth in the ACC in three-point field goal percentage (.344) and sixth in points per game (17.1) ... 2016-17 (North Carolina): NCAA Champion ... Final Four Most Outstanding Player and All-Final Four selection ... NCAA South Regional All-Tournament Team ... Second Team All-ACC selection ... Appeared in 38 games (37 starts), averaging 14.7 points, 3.1 rebounds, 3.6 assists and 1.4 steals per game ... Scored in double figures in 28 games, including 10 games of 20+ points and one 30+ game ... Scored career-high 31 points on 1/3 at Clemson ... 2015-16 (North Carolina): ACC Tournament MVP and All-Final Four selection ... Appeared in 40 games (39 starts), averaging 13.4 points, 3.3 rebounds, 3.8 assists and 1.5 steals per game ... Scored in double figures in 33 games, including three games of 20+ points ... Scored a season-high 21 points on 2/27 at Virginia ... Had a career-high 11 assists with 11 points on 12/21 vs. Appalachian State ... 2014-15 (North Carolina): Appeared in 30 games, averaging 4.2 points and 1.5 assists per game ... Scored in double figures once, a season-high 15 points on 3/3 at Georgia Tech

**PERSONAL:** Son of Joel and Kathie Berry ... Got engaged to his fiancé, Kelsey Porter, in February 2018 ... Hometown is Apopka, FL ... Graduated from North Carolina with a degree in Exercise and Sports Science ... Enjoys going to the movies and reading in his free time ... His favorite sports team is the New York Giants ... If he was not in the NBA, he would be a personal trainer ... Former McDonald's All-American and Parade All-American ... Three-time Gatorade Player of the Year ... Averaged 24.5 points, 7.0 rebounds, 4.3 assists and 2.4 steals as a senior at Lake Highland Prep (Orlando, FL) ... Won a gold medal on the USA's U17 Team in Lithuania in 2012 ... His sister Kourtnie played basketball at Rollins College and his sister Kasie played basketball at Brevard Community College



**HEIGHT: 6-8 // WEIGHT: 180**  
**BORN: 11/8/99 (NEUWIED, GERMANY)**  
**PRIOR TO NBA: FRAPORT SKYLINERS (GERMANY)**  
**EXPERIENCE: ROOKIE**

# ISAAC BONGA

17 /// GUARD

## INTERNATIONAL CAREER STATISTICS

Year	Team	G	GS	MIN	FG	FGA	PCT	3FG	3FGA	PCT	FT	FTA	PCT	OFF	DEF	TOT	A	PF	STL	TO	BLK	PTS	AVG
17-18	Fraport	34	11	704	60	144	.417	12	36	.333	72	80	.900	24	80	104	76	78	34	74	15	204	6.0
<b>TOTALS</b>		<b>34</b>	<b>11</b>	<b>704</b>	<b>60</b>	<b>144</b>	<b>.417</b>	<b>12</b>	<b>36</b>	<b>.333</b>	<b>72</b>	<b>80</b>	<b>.900</b>	<b>24</b>	<b>80</b>	<b>104</b>	<b>76</b>	<b>78</b>	<b>34</b>	<b>74</b>	<b>15</b>	<b>204</b>	<b>6.0</b>

## CAREER HIGHS

### INTERNATIONAL REGULAR SEASON SINGLE-GAME HIGHS

Points.....	16, 12/9/17, Fraport vs. Bremerhaven
Minutes.....	34, 12/17/17, Fraport vs. ALBA
Field Goals.....	5, 5/9/18, Fraport vs. B. Muenchen (twice)
Field Goal Attempts.....	9, 5/9/18, Fraport vs. B. Muenchen
Three-Point Field Goals.....	2, 5/1/18, Fraport vs. EWE Baskets (4 times)
Three-Point Attempts.....	3, 1/27/18, Fraport vs. Walter Tigers (twice)
Free Throws.....	8, 12/9/17, Fraport vs. Bremerhaven
Free Throw Attempts.....	8, 12/17/17, Fraport vs. ALBA
Offensive Rebounds.....	3, 10/15/17, Fraport vs. MBC
Defensive Rebounds.....	6, 2/4/18, Fraport vs. Ludwigsburg
Rebounds.....	7, 12/26/17, Fraport vs. Walter Tigers (twice)
Assists.....	8, 4/20/18, Fraport vs. Bremerhaven
Steals.....	2, 4/29/18, Fraport vs. Jena (8 times)
Blocks.....	2, 5/15/18, Fraport vs. B. Muenchen (twice)

## AT A GLANCE

- Averaged 6.0 points, 3.1 rebounds, 2.2 assists and 1.0 steal per game for the Fraport Skyliners (Germany) last season
- Participated in the qualifying rounds for the 2019 FIBA World Cup with the German Men's National Team
- Acquired by the Lakers from Philadelphia in exchange for a 2019 second round draft pick and cash consideration on July 6, 2018
- Selected by the 76ers with the 39th overall pick in the 2018 NBA Draft

## ISAAC BONGA

---

**HOW ACQUIRED:** Acquired by the Los Angeles Lakers from the Philadelphia 76ers in exchange for a 2019 second round draft pick and cash considerations on July 6, 2018 (Selected by the Philadelphia 76ers with the 39th overall selection in the 2018 NBA Draft)

**INTERNATIONAL:** Appeared in 34 games for the Fraport Skyliners during the 2017-18 season, averaging 6.0 points, 3.1 rebounds, 2.2 assists and 1.0 steals per game ... Scored in double figures in six games ... Scored a season-high 16 points on 12/9 vs. Bremerhaven ... Appeared in seven games for Fraport Skyliners II during the 2017-18 season, averaging 14.3 points, 4.1 rebounds, 3.0 assists and 2.4 steals per game while shooting 57.8 percent from the field ... Scored in double figures in four games ... Scored a season-high 30 points on 1/28 vs. Bayer Giants ... Represented Germany at the 2017 FIBA U19 Basketball World Cup, where he averaged 6.6 points, 3.4 rebounds, 3.3 assists and 1.6 steals in seven games ... Appeared in 14 games for the Fraport Skyliners during the 2016-17 season, averaging 1.5 points and 1.3 rebounds per game ... Appeared in 20 games for Fraport Skyliners II during the 2016-17 season, averaging 11.0 points, 6.5 rebounds, 4.1 assists and 1.3 steals per game ... Appeared in 24 games for SG Luetzel-Post Koblenz during the 2015-16 season, averaging 5.9 points, 2.8 rebounds and 2.0 assists per game while shooting 58.4 percent from the field

**PERSONAL:** Son of Baudoin Bonga and Ruth Kilua ... His parents are originally from the Democratic Republic of the Congo ... Has six siblings ... Like to host basketball camps back in Germany ... Enjoys watching anime in his free time ... His favorite sports team is Barcelona ... If he could meet anyone, it would be Michael Jackson ... If he was not in the NBA, he would want to be an actor ... Received All-Tournament Team honors in 2017 at the Kaunas Adidas Next Generation Tournament where he averaged 14.5 points, 9.5 rebounds, 5.3 assists and 3.3 steals in four games ... Participated in the Basketball Without Borders Global Camp in New Orleans in 2017



**HEIGHT:** 6-5 // **WEIGHT:** 205  
**BORN:** 2/18/93 (THOMASTON, GA)  
**COLLEGE:** GEORGIA  
**HIGH SCHOOL:** GREENVILLE (GREENVILLE, GA)  
**EXPERIENCE:** 5 YEARS PRO



# KENTAVIOUS CALDWELL-POPE

1 /// GUARD

## CAREER REGULAR SEASON STATISTICS

Year	Team	G	GS	MIN	FG	FGA	PCT	3FG	3FGA	PCT	FT	FTA	PCT	OFF	DEF	TOT	A	PF	DO	STL	TO	BLK	PTS	AVG
13-14	DET	80	41	1583	182	460	.396	59	185	.319	47	61	.770	38	118	156	55	145	0	75	28	12	470	5.9
14-15	DET	82	82	2587	390	972	.401	153	444	.345	110	158	.696	46	209	255	109	161	1	93	94	18	1043	12.7
15-16	DET	76	76	2789	403	960	.420	114	369	.309	185	228	.811	70	212	282	138	167	0	110	105	17	1105	14.5
16-17	DET	76	75	2529	370	928	.399	153	437	.350	154	185	.832	55	193	248	193	118	0	89	86	12	1047	13.8
17-18	LAL	74	74	2458	340	798	.426	159	415	.383	153	194	.789	60	327	387	162	145	0	106	97	16	992	13.4
<b>TOTALS</b>		<b>388</b>	<b>348</b>	<b>11946</b>	<b>1685</b>	<b>4118</b>	<b>.409</b>	<b>638</b>	<b>1850</b>	<b>.345</b>	<b>649</b>	<b>826</b>	<b>.786</b>	<b>269</b>	<b>1059</b>	<b>1328</b>	<b>657</b>	<b>736</b>	<b>1</b>	<b>473</b>	<b>410</b>	<b>75</b>	<b>4657</b>	<b>12.0</b>

## CAREER POSTSEASON STATISTICS

Year	Team	G	GS	MIN	FG	FGA	PCT	3FG	3FGA	PCT	FT	FTA	PCT	OFF	DEF	TOT	A	PF	DO	STL	TO	BLK	PTS	AVG
15-16	DET	4	4	161	22	50	.440	12	27	.444	5	7	.714	2	15	17	11	7	0	7	2	1	61	15.3
<b>TOTALS</b>		<b>4</b>	<b>4</b>	<b>161</b>	<b>22</b>	<b>50</b>	<b>.440</b>	<b>12</b>	<b>27</b>	<b>.444</b>	<b>5</b>	<b>7</b>	<b>.714</b>	<b>2</b>	<b>15</b>	<b>17</b>	<b>11</b>	<b>7</b>	<b>0</b>	<b>7</b>	<b>2</b>	<b>1</b>	<b>61</b>	<b>15.3</b>

## CAREER HIGHS

### REGULAR SEASON SINGLE-GAME HIGHS

Points.....	38, 2/1/17, Detroit vs. New Orleans
Minutes.....	49, 12/18/15, Detroit at Chicago
Field Goals.....	12, 2/24/18, Los Angeles at Sacramento (3 times)
Field Goal Attempts.....	28, 11/27/17, Detroit at LA Clippers
Three-Point Field Goals.....	8, 3/22/18, Los Angeles at New Orleans (3 times)
Three-Point Attempts.....	16, 1/9/15, Detroit vs. Atlanta
Free Throws.....	8, 12/16/15, Detroit vs. Boston
Free Throw Attempts.....	10, 11/29/15, Detroit at Brooklyn
Offensive Rebounds.....	4, 3/29/16, Detroit vs. Oklahoma City (5 times)
Defensive Rebounds.....	12, 2/26/18, Los Angeles at Atlanta
Rebounds.....	14, 2/26/18, Los Angeles at Atlanta
Assists.....	10, 11/25/16, Detroit vs. LA Clippers
Steals.....	5, 1/11/18, Los Angeles vs. San Antonio
Blocks.....	3, 3/31/15, Detroit vs. Houston

### POSTSEASON SINGLE-GAME HIGHS

Points.....	21, 4/17/16, Detroit at Cleveland
Minutes.....	43, 4/24/16, Detroit vs. Cleveland (twice)
Field Goals.....	7, 4/22/16, Detroit vs. Cleveland (twice)
Field Goal Attempts.....	14, 4/22/16, Detroit vs. Cleveland (twice)
Three-Point Field Goals.....	4, 4/17/16, Detroit at Cleveland
Three-Point Attempts.....	8, 4/22/16, Detroit vs. Cleveland (twice)
Free Throws.....	3, 4/17/16, Detroit at Cleveland
Free Throw Attempts.....	4, 4/17/16, Detroit at Cleveland
Offensive Rebounds.....	2, 4/24/16, Detroit vs. Cleveland
Defensive Rebounds.....	8, 4/20/16, Detroit at Cleveland
Rebounds.....	8, 4/22/16, Detroit at Cleveland
Assists.....	5, 4/24/16, Detroit vs. Cleveland
Steals.....	4, 4/22/16, Detroit vs. Cleveland
Blocks.....	1, 4/20/16, Detroit at Cleveland

## AT A GLANCE

- Has appeared in 388 games (348 starts) for Los Angeles and Detroit, owning career averages of 12.0 points, 3.4 rebounds and 1.7 assists per game
- One of 22 players in NBA history to convert at least 635 three-pointers in their first five professional seasons
- Participated in the BBVA Compass Rising Stars Challenge at NBA All-Star 2015
- Selected by the Detroit Pistons with the eighth overall pick in the 2013 NBA Draft

# KENTAVIOUS CALDWELL-POPE

**How Acquired:** Re-signed with the Lakers on July 6, 2018

**2017-18:** Appeared in 74 games (all starts), averaging 13.4 points, 5.2 rebounds, 2.2 assists and 1.4 steals in 33.2 minutes ... On the season, recorded career bests in field goal percentage (.426), three-point percentage (.383) and rebound average (5.2) ... Scored in double figures in 55 games, including 13 20+ point performances and one game with 30+ ... Led the team in scoring eight times, rebounds nine times, assists twice, steals 28 times and blocks six times ... Shot a career-best 42.6 percent from the field on the season ... Pulled down a career-high 14 rebounds along with 10 points on 2/26 at Atlanta ... Scored season-high 34 points (12-20 FG, 8-14 3FG) with seven rebounds on 2/24 at Sacramento ... Finished with a season-high eight assists, along with eight rebounds and five points on 2/14 at NOP ... Swiped a career-high five steals, along with 10 points and four rebounds on 1/11 vs. SAS ... Scored 20+ points in fourth straight game 11/29 vs. GSW (21 points), the longest 20+ scoring streak of his career ... Recorded 13 points, six rebounds, two assists and one steal on 10/31 vs. DET, his first meeting against his former team ... Registered 20 points (7-11 FG), two rebounds, one assist, two steals and one block in his Lakers debut on 10/22 vs. NOP ... Missed two games due to NBA suspension (10/19-10/20), four games due to personal reasons (12/14, 12/20, 12/31-1/1) and two games due to right Achilles tendon strain (1/19-1/21)

**CAREER:** Has appeared in 388 NBA games (348 starts) for the Lakers and Pistons ... Owns career averages of 12.0 points, 3.4 rebounds, 1.7 assists and 1.2 steals in 20.8 minutes ... Has scored 10+ points in 233 games, 20+ points in 64 games and 30+ points in five games ... Owns six career double-doubles ... One of 22 players in NBA history to convert at least 635 three-pointers in their first five professional seasons ... Has missed just 22 games through his first five professional seasons ... Member of the 2016 USA Men's Select Team ... Participated in the BBVA Compass Rising Stars Challenge at NBA All-Star 2015, recording eight points, two assists and two steals in 20 minutes for the U.S. team ...  
**Playoffs:** Has appeared in four playoff games for the Pistons, averaging 15.3 points, 4.3 rebounds, 2.8 assists and 1.8 steals in 40.3 minutes ...  
**Career Transactions:** Selected by the Detroit Pistons with the eighth overall selection in the 2013 NBA Draft ... Signed with the Lakers as a free agent on July 13, 2017 ... Re-signed with the Lakers on July 6, 2018

**2016-17:** (Detroit Pistons): Appeared in 76 games (75 starts), averaging 13.8 points, 3.3 rebounds, 2.5 assists and 1.2 steals in 33.3 minutes ... Scored 10+ points 49 times, including 20 games of 20+ points and two games of 30+ points ... Posted one double-double ... Led the team in scoring 17 times, rebounding twice and assists eight times ... Recorded his 400th career 3FG on 1/1 at MIA and 400th career assist on 12/28 vs. MIL ... Became just the fourth player in Pistons franchise history to connect on 100+ 3FG in three straight seasons, knocking down 153 this year ... Finished the year ranked seventh on Detroit's all-time 3FG list (479) ... Recorded a single-season career-best 194 assists ... Scored a career-best 38 points on 2/1 vs. New Orleans, going along with highs in 3FG (8) and steals (4) ... Also notched the Pistons individual marks for single-game points (38) and points in a quarter (17) ... Dished out a career-high 10 assists on 11/25 vs. LAC, going along with 16 points for his only double-double of the year ... Missed five games due to injury: one with a right knee contusion (12/11) and four with a left rotator cuff strain (1/13-1/22)

**2015-16:** (Detroit Pistons): Appeared in 76 games (all starts), averaging 14.5 points, 3.7 rebounds, 1.8 assists and 1.5 steals in 36.7 minutes ... Ranked fourth in the NBA in minutes per game (36.7) and 28th in steals per game (1.5 spg) ... Led the team in scoring 17 times and in assists four times ... Scored 10+ points 59 times, 20+ points 16 times and 30+ points once ... Grabbed 10+ rebounds once and recorded one double-double ... Scored a then-career-high 31 points (10-16 FG, 3-4 3FG, 8-8 FT) on 12/16 vs. BOS ... Tied a career-high 10 rebounds (career-high 10 defensive) on 1/2 at IND ... Tied a career-high four steals four times ... Recorded a season-high two blocks twice, both coming against ATL ... Played a career-high 49 minutes on 12/18 at CHI ... Led the team in total minutes for the second consecutive season ... His 2,789 minutes were the most by a Piston since Tayshaun Prince's 3,057 minutes in 2008-09 ... Scored his 2,000th career point on 1/4 vs. ORL and played in his 200th career game on 1/12 vs. SAS ... Recorded his 200th career steal on 12/6 vs. LAL ... Made 100+ 3FG (114) for the second consecutive season and connected on three or more 3-pointers 12 times ... Recorded career highs in FTM (185) and FTA (228) and shot a career-high 81.1 percent from the charity stripe ... Had career highs in free throws made (7) and attempted (10) on 11/29 at BRK ... Missed six games due to injury: four with a core muscle strain (2/4-2/10), one due to illness (3/23) and one for rest (4/13) ...  
**Playoffs:** (Detroit Pistons): Appeared in four games (all starts), averaging 15.3 points, 4.3 rebounds, 2.8 assists and 1.8 steals in 40.3 minutes ... Scored in double figures three times, including one 20+ point game

**2014-15:** (Detroit Pistons): Appeared in career-high 82 games (all starts), averaging 12.7 points, 3.1 rebounds, 1.3 assists and 1.1 steals in 31.5 minutes ... Scored 10+ points 55 times and 20+ points four times ... Led the team in scoring 10 times and in assists once ... Scored season-high 28 points on 1/31 vs. HOU and grabbed season-high eight rebounds twice ... Dished out career-high five assists on 12/7 vs. OKC and tied career-high four steals three times ... Recorded career-high three blocks on 1/31 vs. HOU and tied a career-high 44 minutes on 3/22 at BOS ... Was one of only 11 players in the NBA to start all 82 games ... Recorded his first 1,000-point season and recorded career-high totals in points (1,043), field goals (390), 3FG (153), rebounds (255), assists (109), steals (93), blocks (18) and minutes (2,587) ... Led the team in total minutes and minutes per game (31.5) ... Led the team in 3FG made (153) and attempted (444) ... Made career-high six 3-pointers twice ... Improved his scoring from the previous season by 6.8 points which ranked second in the NBA (Jimmy Butler – 6.9 points) among players who played 50+ games in both seasons

**2013-14:** (Detroit Pistons): Appeared in 80 games (41 starts), averaging 5.9 points and 2.0 rebounds in 19.8 minutes per game ... Scored 10+ points 15 times, 20+ points once and 30+ points once ... Led the team in scoring once and in rebounding once ... In 41 games as a starter, averaged 7.9 points (.410 FG, .344 3FG, .722 FT), 2.5 rebounds, 0.9 assists, 1.2 steals and 26.5 minutes compared to 3.8 points, 1.3 rebounds, 0.4 assists and 12.7 minutes in 39 games as a reserve ... Among NBA rookie leaders, ranked 13th in scoring (5.9 ppg), 15th in rebounds (2.0 rpg) and 3rd in steals (0.9 spg) ... Scored a then-career-high 30 points (11-19 FG, 5-7 3FG) on 4/16 at OKC ... Grabbed career-high 10 rebounds on 3/19 at DEN ... Dished out career-high four assists on 1/22 at MIL ... Blocked career-high two shots on 3/29 at PHI and recorded career-high four steals three times ... Played career-high 44 minutes twice ... DNP-CD twice





**COLLEGE:** 2012-13 (Georgia): Was an early entry candidate for the 2013 NBA Draft ... Named 2012-13 SEC Player of the Year by both the coaches and the media ... All-SEC First Team selection ... As a sophomore, ranked second in the SEC in scoring with 18.5 points per game ... Was one of only nine players in all of NCAA Division I to score in double figures in each of his team's games ... Finished third in the SEC in three-point percentage (37.3) and second in three-pointers per game (2.6) ... Also led the team in rebounds (7.1 rpg), steals (2.0 spg) and minutes (33.9 mpg) ... Recorded seven double-doubles on the season ... In his final collegiate game, scored a career-high 32 points (25 in second half), against LSU 3/14 in the SEC tournament ... 2011-12 (Georgia): As a freshman, averaged 13.2 points, 5.2 rebounds, 1.2 assists and 1.8 steals in 32.1 minutes per game ... Named to the Coaches' Freshman All-SEC Team ... Earned SEC Freshman of the Week honors once (12/19/11) ... Scored a season-high 25 points vs. Ole Miss 1/21 ... His 25 points marked the most by a UGA freshman in almost 13 years

**PERSONAL:** Full name is Kentavious Tannell Caldwell-Pope ... He and his wife, McKenzie Caldwell-Pope, have two sons, KJ and Kenzo ... Son of Rhonda Caldwell and Lawrence Pope ... His favorite TV shows are Criminal Minds and Power ... Lists golf as his hidden talent ... Includes making it to the NBA as his biggest accomplishment to date ... Enjoys watching YouTube videos and playing video games ... Lists his parents as his role models ... Enjoys visiting patients in hospitals and working youth basketball clinics ... As a high school senior, participated in the McDonald's All-American Game as well as the Jordan Brand Classic



**HEIGHT: 6-6 // WEIGHT: 210**  
**BORN: 11/6/94 (ALEXANDRIA, VA)**  
**COLLEGE: OKLAHOMA STATE**  
**HIGH SCHOOL: ROWLETT (ROWLETT, TX)**  
**EXPERIENCE: ROOKIE**

**JEFFREY CARROLL**

30 /// GUARD

**COLLEGIATE CAREER STATISTICS**

Year	Team	G	GS	MIN	FG	FGA	PCT	3FG	3FGA	PCT	FT	FTA	PCT	OFF	DEF	TOT	A	PF	STL	TO	BLK	PTS	AVG
14-15	OK St.	22	9	250	32	82	.390	17	57	.298	5	7	.714	9	31	40	7	16	5	6	5	86	3.9
15-16	OK St.	30	20	738	87	212	.410	40	120	.333	33	47	.702	18	101	119	19	42	17	35	8	247	8.2
16-17	OK St.	33	21	960	198	369	.537	59	133	.444	121	150	.807	64	153	217	40	64	29	52	5	576	17.5
17-18	OK St.	33	27	1012	167	411	.406	67	202	.332	106	137	.774	52	152	204	59	56	27	64	9	507	15.4
<b>TOTALS</b>		<b>118</b>	<b>77</b>	<b>2960</b>	<b>484</b>	<b>1074</b>	<b>.451</b>	<b>183</b>	<b>512</b>	<b>.357</b>	<b>265</b>	<b>341</b>	<b>.777</b>	<b>143</b>	<b>437</b>	<b>580</b>	<b>125</b>	<b>178</b>	<b>78</b>	<b>157</b>	<b>27</b>	<b>1416</b>	<b>12.0</b>

**CAREER HIGHS**

**COLLEGIATE SINGLE-GAME HIGHS**

Points.....29, 11/21/17, Oklahoma State vs. Pitt  
 Minutes.....43, 1/20/18, Oklahoma State vs. Oklahoma  
 Field Goals.....11, 1/4/17, Oklahoma State at Texas  
 Field Goal Attempts.....22, 1/20/18, Oklahoma State vs. Oklahoma  
 Three-Point Field Goals.....5, 3/4/17, Oklahoma State vs. Kansas  
 Three-Point Attempts.....11, 3/4/17, Oklahoma State vs. Kansas  
 Free Throws.....9, 1/21/17, Oklahoma State at Texas Tech  
 Free Throw Attempts.....12, 1/21/17, Oklahoma State at Texas Tech  
 Offensive Rebounds.....6, 11/21/17, Oklahoma State vs. Pitt  
 Defensive Rebounds.....10, 11/14/16, Oklahoma St. vs. Central Arkansas  
 Rebounds.....13, 12/20/18, Oklahoma State vs. Oklahoma  
 Assists.....7, 2/27/18, Oklahoma State at Iowa State  
 Steals.....4, 12/29/17, Oklahoma St. vs. W. Virginia  
 Blocks.....3, 11/26/17, Oklahoma St. vs. Houston Baptist

**AT A GLANCE**


- Appeared in 118 games (77 starts) over four years at Oklahoma State
- Was a former All-Big 12 Second Team (2016-17) and Third Team (2017-18) selection
- Signed by the Lakers as a free agent on July 19, 2018



**How Acquired:** Signed by the Lakers as a free agent on July 19, 2018

**COLLEGE:** Appeared in 118 games (77 starts) over four years at Oklahoma State, averaging 12.0 points, 4.9 rebounds and 1.1 assists in 25.1 minutes ... Scored in double figures in 72 games, including 23 games of 20+ points ... 2017-18 (Oklahoma State): All-Big 12 Third Team selection ... Appeared in 33 games (27 starts), averaging 15.4 points, 6.2 rebounds and 1.8 assists per game ... Scored in double figures in 26 games, including eight games of 20+ points ... Scored a career-high 29 points on 11/21 vs. Pitt ... Tallied four double-doubles ... 2016-17 (Oklahoma State): All-Big 12 Second Team selection ... Appeared in 33 games (21 starts), averaging 17.5 points, 6.6 rebounds and 1.2 assists per game ... Became just the fourth Big 12 player to ever finish in the top-10 in the league in scoring (17.5), rebounding (6.6) and three-point field goal percentage (.444) ... Ranked third in the Big 12 in field goal percentage (.537) ... Scored in double figures in 28 games, including 15 games of 20+ points ... Scored a season-high 27 points on 3/4 vs. Kansas ... Tallied three double-doubles ... 2015-16 (Oklahoma State): Appeared in 30 games (20 starts), averaging 8.2 points and 4.0 rebounds per game ... Scored in double figures in 14 games ... Scored a season-high 18 points on 2/6 vs. Iowa State ... Tallied one double-double ... 2014-15 (Oklahoma State): Appeared in 33 games (27 starts), averaging 3.9 points and 1.8 rebounds per game ... Scored in double figures in four games ... Scored a season-high 15 points with 11 rebounds on 11/18 vs. Northwest Oklahoma State, his only double-double of the season

**PERSONAL:** Member of the Lakers entry at the 2018 Las Vegas Summer League ... First-Team Class 5A All-Region II selection in 2013 ... Averaged 22.3 points and 6.7 rebounds as a senior at Rowlett High School (TX) en route to a district championship ... Son of Rodney Elder and Kathleen Foley ... Father, Rodney, played college basketball at East Texas Baptist University ... Hometown is Rowlett, TX



**HEIGHT:** 6-5 // **WEIGHT:** 186  
**BORN:** 2/28/94 (COLLEGE STATION, TX)  
**COLLEGE:** TEXAS A&M  
**HIGH SCHOOL:** A&M CONSOLIDATED (COLLEGE STATION, TX)  
**EXPERIENCE:** 1 YEAR PRO

**ALEX CARUSO**

4 / / / GUARD

**CAREER REGULAR SEASON STATISTICS**

Year	Team	G	GS	MIN	FG	FGA	PCT	3FG	3FGA	PCT	FT	FTA	PCT	OFF	DEF	TOT	A	PF	DO	STL	TO	BLK	PTS	AVG
17-18	LAL	37	7	562	50	116	.431	13	43	.302	21	30	.700	15	50	65	75	52	0	23	42	10	134	3.6
<b>TOTALS</b>		<b>37</b>	<b>7</b>	<b>562</b>	<b>50</b>	<b>116</b>	<b>.431</b>	<b>13</b>	<b>43</b>	<b>.302</b>	<b>21</b>	<b>30</b>	<b>.700</b>	<b>15</b>	<b>50</b>	<b>65</b>	<b>75</b>	<b>52</b>	<b>0</b>	<b>23</b>	<b>42</b>	<b>10</b>	<b>134</b>	<b>3.6</b>

**NBA G LEAGUE CAREER STATISTICS**

Year	Team	G	GS	MIN	FG	FGA	PCT	3FG	3FGA	PCT	FT	FTA	PCT	OFF	DEF	TOT	A	PF	STL	TO	BLK	PTS	AVG
13-14	OKL	50	46	1513	204	444	.459	61	152	.401	125	167	.749	42	153	195	261	132	108	156	28	594	11.9
17-18	SBL	29	25	889	188	377	.499	43	111	.387	131	159	.824	22	87	109	226	74	58	120	12	550	19.0
<b>TOTALS</b>		<b>79</b>	<b>71</b>	<b>2402</b>	<b>392</b>	<b>820</b>	<b>.478</b>	<b>104</b>	<b>263</b>	<b>.395</b>	<b>256</b>	<b>326</b>	<b>.785</b>	<b>64</b>	<b>240</b>	<b>304</b>	<b>487</b>	<b>206</b>	<b>165</b>	<b>278</b>	<b>40</b>	<b>1144</b>	<b>14.5</b>

**CAREER HIGHS**

**REGULAR SEASON SINGLE-GAME HIGHS**

Points.....15, 4/11/18, Los Angeles at LA Clippers  
 Minutes.....31, 3/30/18, Los Angeles vs. Milwaukee (twice)  
 Field Goals.....5, 4/11/18, Los Angeles at LA Clippers (twice)  
 Field Goal Attempts.....11, 4/11/18, Los Angeles at LA Clippers  
 Three-Point Field Goals.....3, 4/11/18, Los Angeles at LA Clippers  
 Three-Point Attempts.....4, 4/11/18, Los Angeles at LA Clippers (3 times)  
 Free Throws.....4, 2/6/18, Los Angeles vs. Phoenix  
 Free Throw Attempts.....4, 4/11/18, Los Angeles at LA Clippers (3 times)  
 Offensive Rebounds.....3, 4/11/18, Los Angeles at LA Clippers  
 Defensive Rebounds.....4, 4/11/18, Los Angeles at LA Clippers (twice)  
 Rebounds.....7, 4/11/18, Los Angeles at LA Clippers  
 Assists.....8, 1/21/18, Los Angeles vs. New York  
 Steals.....2, 4/10/18, Los Angeles vs. Houston (4 times)  
 Blocks.....2, 3/14/18, Los Angeles at Golden State (twice)

**AT A GLANCE**

- Appeared in 37 games games (7 starts) in rookie season with Los Angeles
- All-NBA G League Second Team selection in 2017-18 as a member of the South Bay Lakers
- Signed by the Lakers to the team's first-ever two-way contract on July 13, 2017



**How Acquired:** Signed by the Lakers to a two-way contract on July 13, 2017

**2017-18:** Appeared in 37 games (7 starts), averaging 3.6 points, 1.8 rebounds and 2.0 assists in 15.2 minutes ... Led the team in assists three times, steals eight times and blocks once ... Tallied 15 points and seven rebounds, both career highs, in season finale on 4/11 at LAC ... Totaled nine points, four rebounds, six assists and two steals on 4/10 vs. HOU ... In first career start, finished with seven points, four rebounds, two assists, one steal and one block on 4/1 vs. SAC ... Totaled six points, four rebounds and six assists on 3/30 vs. MIL ... Finished with nine points, four rebounds and a career-high eight assists on 1/21 vs. NYK ... In his NBA debut, totaled two points, one rebound and two assists on 10/19 vs. LAC ... Inactive for 44 games ... DNP-CD once ... NBA G League (South Bay Lakers): Appeared in 29 games (25 starts), averaging 19.0 points, 3.8 rebounds, 7.8 assists and 2.0 steals in 30.6 minutes ... Selected to the All-NBA G League Second Team ... Finished second in the NBA G League Defensive Player of the Year voting ... Scored in double figures 25 times, including nine games of 20+, one game of 30+ and one 40-point game ... Tallied six double-doubles ... Recorded 10 points and a career-high-tying 13 assists on 3/17 vs. Raptors 905 ... Finished with eight points, two rebounds, nine assists and a career-high-tying seven steals on 12/19 at Delaware ... Notched career-high 41 points along with 12 assists on 12/8 vs. Sioux Falls ... Tallied 18 points, seven rebounds, six assists and a career-high seven steals on 11/18 at Austin ... Missed one game due to left calf strain (12/11), one game due to right knee contusion (3/3) and two games due to a concussion (3/23-3/24)

**2016-17:** NBA G League (Oklahoma City Blue): Appeared in 50 games (46 starts), averaging 11.9 points, 3.9 rebounds, 5.2 assists and 2.2 steals in 30.3 minutes ... Finished the season ranked first in the NBA G League in total steals (107) and fourth in steals per game (2.2) ... Had two double-doubles ... Scored in double figures in 30 of 50 games, including six games with 20+ points ... Scored a season-high 23 points 12/20 vs. Rio Grande Valley and 2/25 vs. Salt Lake City ... Had a career-high six steals 2/12 at Santa Cruz, one of three games with 5+ steals ... In six postseason contests, averaged 11.2 points, 6.3 assists, 3.5 rebounds and 1.8 steals in 31.1 minutes

**INTERNATIONAL:** Played two games with Team USA as part of the USA's World Cup Qualifying rounds in 2018, averaging 7.0 points and 2.5 rebounds in 21.0 minutes

**COLLEGE:** Concluded his career as Texas A&M's all-time leader in assists (649) and steals (276) ... Posted 46 double-figure point games, including six games with 20+ points ... 2015-16 (Texas A&M): All-SEC Second Team and SEC All-Defensive Team selection ... Started all 37 games, averaging 8.1 points, 3.6 rebounds, 5.0 assists and 2.1 steals per game ... Ranked first in the SEC in steals (2.1) and fourth in assists (5.0) ... 2014-15 (Texas A&M): Co-SEC Player of the Week once ... Started all 33 games, averaging 9.1 points, 4.6 rebounds, 5.5 assists and 2.1 steals per game ... Ranked first in the SEC in assists (5.5) and second in steals (2.1) ... Posted his only career double-double on 1/31 vs. Vanderbilt ... 2013-14 (Texas A&M): Appeared in 34 games (33 starts), averaging 9.0 points, 3.6 rebounds, 5.0 assists and 2.0 steals per game ... Finished the season ranked first in the SEC in assists (5.0) and second in steals (2.0) ... Scored a career-high 28 points 3/13 versus Missouri ... 2012-13 (Texas A&M): Appeared in 33 games (17 starts), averaging 5.5 points, 3.2 rebounds, 3.4 assists and 1.9 steals per game ... Finished the season ranked fifth in the SEC in steals (1.8) and eighth in assists (3.4) ... Set A&M's record for steals by a freshman (61)

**PERSONAL:** Son of Mike and Jackie Caruso ... Has one older sister, Megan, and one younger sister, Emily ... Father played basketball at Creighton ... Member of the Lakers' championship entry at the 2017 NBA Las Vegas Summer League ... Graduated with a degree from Texas A&M in Sports Management ... TABC All-State, TABC All-Regional and TABC All-Star during his time at A&M Consolidated High ... Averaged 18 points and nine rebounds per game as a senior ... Received invitations to the Pangos All-American Camp and NBA Players Association Camp ... Lists ping pong as a favorite off-the-court activity ... References getting signed by the Lakers as his greatest personal achievement ... Favorite non-NBA sports team is Manchester City F.C.



**HEIGHT: 6-5 // WEIGHT: 215**  
**BORN: 3/6/95 (SILVER SPRING, MD)**  
**COLLEGE: VILLANOVA**  
**HIGH SCHOOL: SIDWELL FRIENDS (WASHINGTON, DC)**  
**EXPERIENCE: 1 YEAR PRO**

**JOSH HART**  
 3 / / / GUARD

**CAREER REGULAR SEASON STATISTICS**

Year	Team	G	GS	MIN	FG	FGA	PCT	3FG	3FGA	PCT	FT	FTA	PCT	OFF	DEF	TOT	A	PF	DO	STL	TO	BLK	PTS	AVG
17-18	LAL	63	23	1461	176	375	.469	78	197	.396	66	94	.702	42	221	263	80	107	1	47	47	16	496	7.9
<b>TOTALS</b>		<b>63</b>	<b>23</b>	<b>1461</b>	<b>176</b>	<b>375</b>	<b>.469</b>	<b>78</b>	<b>197</b>	<b>.396</b>	<b>66</b>	<b>94</b>	<b>.702</b>	<b>42</b>	<b>221</b>	<b>263</b>	<b>80</b>	<b>107</b>	<b>1</b>	<b>47</b>	<b>47</b>	<b>16</b>	<b>496</b>	<b>7.9</b>

**NBA G LEAGUE CAREER STATISTICS**

Year	Team	G	GS	MIN	FG	FGA	PCT	3FG	3FGA	PCT	FT	FTA	PCT	OFF	DEF	TOT	A	PF	DO	STL	TO	BLK	PTS	AVG
17-18	SBL	2	2	64	14	33	.424	4	15	.267	3	8	.375	2	9	11	4	1	0	3	1	1	35	17.5
<b>TOTALS</b>		<b>2</b>	<b>2</b>	<b>64</b>	<b>14</b>	<b>33</b>	<b>.424</b>	<b>4</b>	<b>15</b>	<b>.267</b>	<b>3</b>	<b>8</b>	<b>.375</b>	<b>2</b>	<b>9</b>	<b>11</b>	<b>4</b>	<b>1</b>	<b>0</b>	<b>3</b>	<b>1</b>	<b>1</b>	<b>35</b>	<b>17.5</b>

**CAREER HIGHS**

**REGULAR SEASON SINGLE-GAME HIGHS**

Points.....	30, 4/11/18, Los Angeles at LA Clippers
Minutes.....	41, 4/8/18, Los Angeles vs. Utah
Field Goals.....	10, 4/8/18, Los Angeles vs. Utah
Field Goal Attempts.....	18, 4/8/18, Los Angeles vs. Utah
Three-Point Field Goals.....	7, 4/11/18, Los Angeles at LA Clippers
Three-Point Attempts.....	9, 4/11/18, Los Angeles at LA Clippers
Free Throws.....	5, 4/11/18, Los Angeles at LA Clippers (twice)
Free Throw Attempts.....	8, 12/31/17, Los Angeles at Houston
Offensive Rebounds.....	4, 12/27/17, Los Angeles vs. Memphis
Defensive Rebounds.....	11, 3/30/18, Los Angeles vs. Milwaukee (twice)
Rebounds.....	14, 2/2/18, Los Angeles at Brooklyn
Assists.....	5, 4/11/18, Los Angeles at LA Clippers (3 times)
Steals.....	3, 12/22/17, Los Angeles at Golden State
Blocks.....	2, 4/8/18, Los Angeles vs. Utah

**AT A GLANCE**

- Appeared in 63 games (23 starts) for the Lakers as a rookie
- In 2017-18, averaged 13.3 points, 6.0 rebounds and 2.0 assists in 23 starts
- Named NBA Las Vegas Summer League MVP in 2018
- Acquired by the Lakers in a draft-night deal after being selected by the Utah Jazz with the 30th overall pick in the 2017 NBA Draft
- Consensus First Team All-American at Villanova, leading the Wildcats to the 2016 National Championship



**How Acquired:** Acquired by the Lakers from the Utah Jazz along with the draft rights to Thomas Bryant in exchange for the draft rights to Tony Bradley (Selected by the Utah Jazz with the 30th overall pick in the 2017 NBA Draft)

**2017-18:** Appeared in 63 games (23 starts), averaging 7.9 points, 4.2 rebounds and 1.3 assists in 23.2 minutes ... As a starter, averaged 13.3 points, 6.0 rebounds and 2.0 assists, while shooting 49.6 percent from the field ... Scored in double figures 22 times, including five 20+ performances and one game of 30+ points ... Led the team in scoring four times, rebounds seven times, assists once, steals 14 times and blocks six times ... Had nine outings with at least 10 rebounds in 2017-18, the third-most on the team ... Recorded eight double-doubles ... One of six guards in NBA history to have that many point-rebound double-doubles as a rookie ... Scored a career-high 30 points (7-9 3FG) with five rebounds and five assists in the season finale on 4/11 at LAC ... Finished the season with four consecutive 20-point games, the best stretch of his career ... In first career start, recorded first career double-double with 11 points and 10 rebounds on 12/14 at CLE ... DNP-CD twice ... Inactive twice ... Missed 14 games due to fourth metacarpal fracture, left hand (3/1-3/28) and one game due to left Achilles bursitis (10/19) ... NBA G League (South Bay Lakers): Averaged 17.5 points, 5.5 rebounds, 2.0 assists and 1.5 steals through two games (all starts) on assignment with the South Bay Lakers

**COLLEGE:** Appeared in 146 games (75 starts) at Villanova, averaging 13.2 points, 5.6 rebounds, 1.8 assists and 1.1 steals in 28.0 minutes ... Scored in double figures in 104 career games, including 22 games with 20+ points and two games with 30+ points ... Tallied 14 career double-doubles and one triple-double ... 2016-17 (Villanova): Consensus First-Team All-American ... Julius Erving Small Forward of the Year Award winner ... NABC Division I All-America First Team ... USBWA District II Player of the Year and All-District II selection ... Big East Player of the Year and Big East Co-Defensive Player of the Year, in addition to an All-Big East First Team selection ... Finalist for the Naismith Award, Wooden Award and USBWA Player of the Year Award ... 2017 Big East Tournament MVP ... Appeared in 36 games (35 starts), averaging 18.7 points, 6.4 rebounds, 2.9 assists and 1.6 steals ... Ranked first in the Big East in points (18.7), fourth in field goal percentage (.510), fourth in rebounds (6.4) and seventh in steals (1.5) ... Had five double-doubles ... Recorded his only career triple-double on 12/3 vs. St. Joseph's with 16 points, 11 rebounds and 10 assists ... Scored in double figures in all 36 games, including 13 games of 20+ points ... Scored a career-high 37 points 12/10 versus Notre Dame ... 2015-16 (Villanova): USBWA District II Player of the Year and All-District II selection ... NABC All-District 5 First Team selection ... All-Big East First Team selection ... Appeared in 40 games (38 starts), averaging 15.5 points, 6.8 rebounds, 1.9 assists and 1.2 steals per game ... Ranked second in the Big East in field goal percentage (.513), eight in points (15.4) and ninth in rebounds (6.8) ... Had eight double-doubles ... Averaged 17.5 points and 8.0 rebounds per outing at the NCAA Final Four, leading the Wildcats to the National Championship ... Scored in double figures in 37 of 40 games, including six outings of 20+ points ... 2014-15 (Villanova): Big East Sixth Man of the Year ... 2015 Big East Tournament MVP ... Appeared in 36 games (two starts), averaging 10.1 points, 4.5 rebounds, 1.5 assists and 1.1 steals ... Ranked second in the Big East in three-point field goal percentage (.442) ... Scored in double figures in 18 of 36 games ... 2013-14 (Villanova): Big East All-Rookie Team selection ... Big East Rookie of the Week on three occasions ... Appeared in 34 games, averaging 7.8 points and 4.4 rebounds

**PERSONAL:** Son of Moses and Pat Hart ... Has two older siblings, brother Moses and sister Aimee ... Named MVP of the 2018 Las Vegas Summer League ... Member of the Lakers' championship entry at the 2017 NBA Las Vegas Summer League ... Graduated with a degree from Villanova in Communications ... Is an avid gamer ... Lists winning the NCAA Championship as his greatest accomplishment ... Favorite TV show is Game of Thrones ... Averaged 24.3 points, 13.4 rebounds and 2.8 steals per game as a senior at Sidwell Friends High ... First Team All-Met selection by the Washington Post

**HEIGHT: 6-9 // WEIGHT: 190**  
**BORN: 9/2/97 (KINSTON, NC)**  
**COLLEGE: DUKE**  
**HIGH SCHOOL: KINSTON (KINSTON, NC)**  
**EXPERIENCE: 2 YEAR PRO**



# BRANDON INGRAM

14 /// FORWARD

## CAREER REGULAR SEASON STATISTICS

Year	Team	G	GS	MIN	FG	FGA	PCT	3FG	3FGA	PCT	FT	FTA	PCT	OFF	DEF	TOT	A	PF	DO	STL	TO	BLK	PTS	AVG
16-17	LAL	79	40	2279	276	686	.402	55	187	.294	133	214	.621	60	256	316	166	158	1	50	116	36	740	9.4
17-18	LAL	59	59	1975	358	761	.470	41	105	.390	192	282	.681	57	257	314	230	163	1	45	149	43	949	16.1
<b>TOTALS</b>		<b>138</b>	<b>99</b>	<b>4254</b>	<b>634</b>	<b>1447</b>	<b>.438</b>	<b>96</b>	<b>292</b>	<b>.329</b>	<b>325</b>	<b>496</b>	<b>.655</b>	<b>117</b>	<b>513</b>	<b>630</b>	<b>396</b>	<b>321</b>	<b>2</b>	<b>95</b>	<b>265</b>	<b>79</b>	<b>1689</b>	<b>12.2</b>

## CAREER HIGHS

### REGULAR SEASON SINGLE-GAME HIGHS

Points.....	32, 11/29/17, Los Angeles vs. Golden State
Minutes.....	44, 12/31/17, Los Angeles at Houston (3 times)
Field Goals.....	12, 11/29/17, Los Angeles vs. Golden State
Field Goal Attempts.....	21, 1/11/18, Los Angeles vs. San Antonio (3 times)
Three-Point Field Goals.....	4, 2/10/18, Los Angeles at Dallas
Three-Point Attempts.....	6, 1/20/17, Los Angeles vs. Indiana (twice)
Free Throws.....	8, 12/2/17, Los Angeles at Denver (twice)
Free Throw Attempts.....	12, 12/18/17, Los Angeles vs. Golden State
Offensive Rebounds.....	4, 1/5/18, Los Angeles vs. Charlotte (3 times)
Defensive Rebounds.....	10, 1/5/18, Los Angeles vs. Charlotte
Rebounds.....	14, 1/5/18, Los Angeles vs. Charlotte
Assists.....	10, 2/2/18, Los Angeles at Brooklyn
Steals.....	4, 10/31/17, Los Angeles vs. Detroit
Blocks.....	3, 2/26/18, Los Angeles at Atlanta (4 times)

## AT A GLANCE

- Has appeared in 138 games (99 starts) for Los Angeles
- Fourth player in NBA history to record at least 395 assists, 95 three-pointers and 75 blocks before the age of 21
- NBA All-Rookie Second Team selection in 2017
- Selected by the Lakers with the second overall pick in the 2016 NBA Draft
- Consensus ACC Freshman of the Year in lone collegiate season at Duke in 2015-16





**How Acquired:** Selected by the Lakers with the second overall pick in the 2016 NBA Draft

**2017-18:** Appeared in 59 games (all starts), averaging 16.1 points, 5.3 rebounds and 3.9 assists in 33.5 minutes ... Was the only player in the NBA aged 20 years or younger to average at least 16.0 points, 5.0 rebounds and 3.0 assists per game ... Became fourth player in NBA history to have at least 395 assists (396), 95 three-pointers (96) and 75 blocks (79) at the age of 20 or younger, joining LeBron James, Kevin Durant and Kobe Bryant as the only players to do so ... Scored in double figures in 50 games, including 16 20+ point performances and one game of 30+ ... Led the team in scoring 15 times, rebounds four times, assists 18 times, steals 10 times and blocks 14 times ... Tallied six double-doubles ... Finished with 21 points, 10 rebounds, six assists and three blocks on 2/26 at ATL, joining Kevin Durant, LeBron James and Lamar Odom as the only players to post those numbers at the age of 20 or younger ... Scored 22 points, including a career-best four 3FG on 2/10 at DAL ... Tallied a near triple-double with 16 points, a career-best 10 assists and eight rebounds on 2/2 at BKN ... Scored 22 points with a career-best 14 rebounds on 1/5 vs. CHA ... Totaled 21 points, seven rebounds, six assists and one block, along with a game-winning last-second 3FG on 12/7 at PHI ... Registered career-high 32 points, five rebounds, three assists, three steals and two blocks on 11/29 vs. GSW ... Earned first career double-double with 19 points, 10 rebounds, three assists, one steal and one blocks on 10/25 vs. WAS ... Missed two games due to right quad contusion/left quad tendinitis (12/23-12/25), two games due to mild left ankle sprain (1/15, 1/19), 12 games due to left groin strain (3/3-3/26) and seven games due to concussion protocol (4/1-4/11)

**CAREER:** Has appeared in 138 games (99 starts) for Los Angeles ... Holds career averages of 12.2 points, 4.6 rebounds and 2.9 assists in 30.8 minutes ... Has recorded 86 double-digit scoring outputs, including 18 games with 20+ points and one with 30+ points ... Tallied six double-doubles in his career ... Two-time participant in the Rising Stars Challenge at NBA All-Star Weekend ... NBA All-Rookie Second Team selection in 2017

**2016-17:** Appeared in 79 games (40 starts), averaging 9.4 points, 4.0 rebounds and 3.6 assists in 29.8 minutes ... Selected to the NBA All-Rookie Second Team ... Ranked eighth overall among rookies in points per game (9.4) ... Posted 36 double-figure point games, including two contests with 20+ points ... Led the team in blocks 19 times ... Became the fifth player in NBA history to total at least 150 assists, 50 three-pointers and 36 blocks in a season at the age of 19 or younger ... One of three players in NBA history to total at least 150 assists at the age of 19 while standing at 6-foot-9 or taller (Kevin Durant, Giannis Antetokounmpo) ... Notched season highs in points (22) and field goals (10) on 2/26 vs. SAS ... Tied season highs with three three-pointers and three steals on 1/20 vs. IND ... Narrowly missed a triple-double on 12/17 at CLE, totaling 10 rebounds, nine assists, and nine points ... Made his first start on 11/23 @ GSW, totaling 16 points ... Scored nine points and grabbed three rebounds in his NBA debut on 10/26 vs. HOU ... Missed three games with right patellar tendinitis (3/26-3/30)

**COLLEGE:** 2015-16 (Duke): Consensus ACC Freshman of the Year in his lone collegiate season ... AP All-American Honorable Mention ... Consensus Second Team All-ACC selection ... USBWA Freshman All-America and All-District III honors ... NABC All-District II First Team recognition ... ACC Rookie of the Week four times ... Finalist for the Wayman Tisdale National Freshman of the Year Award ... Wayman Tisdale National Freshman of the Week once (1/12/16) ... One of five finalists for the Julius Erving Small Forward of the Year Award ... Named to the midseason Naismith Trophy watchlist ... Started 34 of his 36 games in 2015-16 ... Finished ranked sixth in the ACC in scoring (17.3), seventh in three-point percentage (.410) and minutes played (34.6), ninth in three-pointers per game (2.2), 10th in blocks (1.4), and 13th in rebounds (6.8) ... Led ACC freshman in scoring, rebounding, three-pointers per game, three-point percentage, minutes played, and double-doubles (eight) ... Duke's leading scorer in the NCAA Tournament, averaging 23.0 points to go along with 6.3 rebounds and 2.7 assists over three games, scoring at least 20 points in each contest ... Played 119 of a possible 120 minutes in the NCAA Tournament ... Led the Blue Devils in scoring nine times, in rebounding seven times, and in assists six times ... Hit double-figures in 31 of 36 games, with 14 games of 20+ points ... Blocked a career-high six shots 1/9/16 vs. Virginia Tech ... Finished in the top-five in Duke's freshman record books in a number of categories, including total points, points per game, double-figure scoring games, 20-point scoring games, field goals made, three-point field goals made, free throws made, total blocks, double-doubles, minutes played, and minutes per game

**PERSONAL:** Son of Donald and Joann Ingram ... Has an older brother, Donovan (who goes by 'Bo'), and an older sister, Brittany ... Donovan played basketball at South Plains College (2008-10) and UT Arlington (2010-12) ... His favorite off-the-court activity is shopping ... Lists rapping as one of his hidden talents ... His favorite sports team is the Carolina Panthers ... Member of the Lakers' championship entry at the 2017 NBA Las Vegas Summer League ... Had a solo workout with the Lakers on June 18th, 2016 before being drafted by the team ... Member of USA Basketball's 2015 United States Junior National Select Team ... Participated in the 2015 McDonald's All-American Game and Nike Hoop Summit ... Parade All-American as a high school senior ... Also named North Carolina Basketball Coaches Association All-District First Team ... Played four years of high school basketball at Kinston, winning four straight 2A state championships, one of two players in history to win four consecutive North Carolina State Championships ... MVP of the state championship game as a senior ... Averaged 24.3 points, 10.4 rebounds, 3.6 assists, 3.0 blocks, and 1.6 steals per game as a prep senior ... ex-NBA player Jerry Stackhouse mentored him growing up ... Is an avid supporter of the team's community efforts, having participated in the Lakers Youth Foundation Casino Night, Thanksgiving Dinner for the LAFD and the Lakers Youth Foundation Golf Tournament ... Has also hosted school supply giveaways in his home town of Kinston, NC



HEIGHT: 6-8 // WEIGHT: 250  
 BORN: 12/30/84 (AKRON, OH)  
 HIGH SCHOOL: ST. VINCENT ST. MARY (AKRON, OH)  
 EXPERIENCE: 15 YEARS PRO

LEBRON JAMES

23 /// FORWARD

CAREER REGULAR SEASON STATISTICS

Year	Team	G	GS	MIN	FG	FGA	PCT	3FG	3FGA	PCT	FT	FTA	PCT	OFF	DEF	TOT	A	PF	DO	STL	TO	BLK	PTS	AVG
03-04	CLE	79	79	3122	622	1492	417	63	217	290	347	460	.754	99	333	432	465	149	0	130	273	58	1654	20.9
04-05	CLE	80	80	3388	795	1684	472	108	308	351	477	636	.750	111	477	588	577	146	1	177	262	52	2175	27.2
05-06	CLE	79	79	3361	875	1823	480	127	379	335	601	814	.738	75	481	556	521	181	0	123	260	66	2478	31.4
06-07	CLE	78	78	3190	772	1621	476	99	310	319	489	701	.698	83	443	526	470	171	1	125	250	55	2132	27.3
07-08	CLE	75	74	3027	794	1642	484	113	359	315	549	771	.712	133	459	592	539	165	1	138	255	81	2250	30.0
08-09	CLE	81	81	3054	789	1613	489	132	384	344	594	762	.780	106	507	613	587	139	0	137	241	93	2304	28.4
09-10	CLE	76	76	2966	768	1528	503	129	387	333	593	773	.767	71	483	554	651	119	0	125	261	77	2258	29.7
10-11	MIA	79	79	3063	758	1485	510	92	279	330	503	663	.759	80	510	590	554	163	0	124	284	50	2111	26.7
11-12	MIA	62	62	2326	621	1169	531	54	149	362	387	502	.771	94	398	492	387	96	0	115	213	50	1683	27.1
12-13	MIA	76	76	2877	765	1354	565	103	254	406	403	535	.753	97	513	610	551	110	0	129	226	67	2036	26.8
13-14	MIA	77	77	2902	767	1353	567	116	306	379	439	585	.750	81	452	533	488	126	1	121	270	26	2089	27.1
14-15	CLE	69	69	2493	624	1279	488	120	339	354	375	528	.710	51	365	416	511	135	0	109	272	49	1743	25.3
15-16	CLE	76	76	2709	737	1416	520	87	282	309	359	491	.731	111	454	565	514	143	0	104	249	49	1920	25.3
16-17	CLE	74	74	2795	736	1344	548	124	342	363	358	531	.674	97	542	639	646	134	2	91	303	44	1954	26.4
17-18	CLE	82	82	3026	857	1580	542	149	406	367	388	531	.731	97	612	709	747	136	0	116	347	71	2251	27.5
TOTALS		1143	1142	44298	11280	22383	504	1616	4701	344	6862	9283	.739	1386	7029	8415	8208	2113	6	1865	3966	888	31038	27.2

CAREER POSTSEASON STATISTICS

Year	Team	G	GS	MIN	FG	FGA	PCT	3FG	3FGA	PCT	FT	FTA	PCT	OFF	DEF	TOT	A	PF	DO	STL	TO	BLK	PTS	AVG
05-06	CLE	13	13	604	146	307	476	21	63	333	87	118	.737	22	83	105	76	44	0	18	65	9	400	30.8
06-07	CLE	20	20	893	166	399	416	21	75	280	148	196	.755	26	135	161	159	40	0	34	60	10	501	25.1
07-08	CLE	13	13	552	113	275	411	18	70	257	122	167	.731	16	86	102	99	33	0	23	54	17	366	28.2
08-09	CLE	14	14	580	159	312	510	27	81	333	149	199	.749	19	109	128	102	30	0	23	38	12	494	35.3
09-10	CLE	11	11	460	106	211	502	20	50	400	88	120	.733	15	87	102	84	23	0	19	42	20	320	29.1
10-11	MIA	21	21	922	174	373	466	30	85	353	119	156	.763	34	142	176	123	56	0	35	66	25	497	23.7
11-12	MIA	23	23	983	251	502	500	22	85	259	173	234	.739	54	170	224	129	47	1	43	81	16	697	30.3
12-13	MIA	23	23	960	212	432	491	36	96	375	136	175	.777	37	156	193	152	43	1	41	70	18	596	25.9
13-14	MIA	20	20	763	192	340	565	35	86	407	129	160	.806	14	127	141	95	46	0	36	61	11	548	27.4
14-15	CLE	20	20	844	227	544	417	25	110	227	122	167	.731	37	189	226	169	58	0	33	82	21	601	30.1
15-16	CLE	21	21	822	219	417	525	32	94	340	82	124	.661	42	158	200	160	54	0	49	75	27	552	26.3
16-17	CLE	18	18	744	217	384	565	44	107	411	113	162	.698	19	145	164	141	43	0	35	72	23	591	32.8
17-18	CLE	22	22	922	275	510	539	39	114	342	159	213	.746	31	169	200	198	52	0	30	94	23	748	34.0
TOTALS		239	239	10049	2457	5006	491	370	1116	332	1627	2191	.743	366	1756	2122	1687	569	2	419	866	232	6911	28.9



## CAREER HIGHS

### REGULAR SEASON SINGLE-GAME HIGHS

Points.....	61, 3/3/14, Miami vs. Charlotte
Minutes.....	55, 11/29/03, Cleveland vs. Memphis
Field Goals.....	23, 11/3/17, Cleveland at Washington
Field Goal Attempts.....	36, 3/20/05, Cleveland at Toronto
Three-Point Field Goals.....	8, 3/3/14, Miami vs. Charlotte (twice)
Three-Point Attempts.....	13, 3/5/08, Cleveland at New York (3 times)
Free Throws.....	24, 3/12/06, Cleveland at Miami
Free Throw Attempts.....	28, 3/12/06, Cleveland at Miami
Offensive Rebounds.....	7, 3/20/13, Miami at Cleveland (twice)
Defensive Rebounds.....	17, 4/14/05, Cleveland vs. New York
Rebounds.....	19, 1/11/08, Cleveland vs. Charlotte
Assists.....	19, 2/9/18, Cleveland at Atlanta
Steals.....	7, 12/13/04, Cleveland at Memphis
Blocks.....	5, 3/16/04, Cleveland vs. Chicago (twice)

### POSTSEASON SINGLE-GAME HIGHS

Points.....	51, 5/31/18, Cleveland at Golden State
Minutes.....	53, 5/5/06, Cleveland at Washington
Field Goals.....	20, 5/20/09, Cleveland vs. Orlando
Field Goal Attempts.....	38, 6/4/15, Cleveland at Golden State
Three-Point Field Goals.....	7, 4/30/06, Cleveland at Washington
Three-Point Attempts.....	12, 5/7/17, Cleveland at Toronto (3 times)
Free Throws.....	18, 5/30/12, Miami vs. Boston (twice)
Free Throw Attempts.....	24, 5/30/12, Miami vs. Boston (twice)
Offensive Rebounds.....	8, 5/24/15, Cleveland vs. Atlanta
Defensive Rebounds.....	16, 6/6/13, Miami vs. San Antonio (twice)
Rebounds.....	19, 5/13/10, Miami at Boston
Assists.....	14, 5/3/18, Cleveland at Toronto (3 times)
Steals.....	6, 5/15/12, Miami vs. Indiana
Blocks.....	5, 5/7/11, Miami at Boston

## AT A GLANCE

- Three-time NBA Champion and NBA Finals MVP (2012, 2013, 2016)
- Four-time NBA Most Valuable Player (2009, 2010, 2012, 2013)
- Has appeared in 1,143 career games (1,142 starts) for the Cleveland Cavaliers and Miami Heat
- Holds career averages of 27.2 points, 7.4 rebounds, 7.2 assists and 1.6 steals
- Enters the season ranked fourth on the NBA's all-time scoring average list (27.15), sixth in triple-doubles (73) and seventh in points (31,038)
- Is the all-time leader in NBA postseason points (6,911), minutes (10,049), field goals (2,457), free throws (1,627) and steals (419)
- 14-time NBA All-Star and three-time All-Star Game MVP
- 14-time All-NBA honoree, including 12 First Team selections
- Has been named to the NBA's All-Defensive Team six times
- Two-time Olympic gold medal winner with Team USA
- 2003 NBA Rookie of the Year

**How Acquired:** Signed with the Lakers as a free agent on July 9, 2018

**2017-18:** (Cleveland Cavaliers): All-NBA First Team selection... Appeared in a career-high 82 games (82 starts), averaging 27.5 points, a career-high-tying 8.6 rebounds, a career-high 9.1 assists and 1.4 steals in 36.9 minutes ... Shot 54.2 percent from the field (857-1580) ... Became the first player in NBA history to average at least 25.0 points, 8.0 rebounds and 9.0 assists while shooting 54.0 percent or better from the field in a single season ... Averaged at least 25.0 points per game for the 14th straight season, which is an NBA record for most consecutive seasons with at least 25.0 points in league history ... Named NBA All-Star Game MVP after tallying 29 points, 10 rebounds and eight assists ... Was his NBA-record 11th 20-point game in the event ... Was an All-Star starter for an NBA-record 14th consecutive season ... Four-time Eastern Conference Player of the Month ... Four-time Eastern Conference Player of the Week ... Climbed to seventh place on the NBA's all-time scoring list (31,038), seventh place on the NBA's all-time FGM list (11,280), ninth on the NBA's all-time free throws made list (6,862), 11th place on the NBA's all-time assists list (8,208), 16th place on the NBA's all-time steals list (1,865) and 20th place on the NBA's all-time three-pointers made list (1,616) ... Also ranks sixth all-time in career triple doubles (73) ... Ranked first in the NBA in points (2,251), first in minutes (3,026), first in minutes per game (36.9), first in games played (82), first in field goals made (857), second in field goal attempts (1,580), second in assists (747), second in assists per game (9.1), third in points per game (27.5), seventh in defensive rebounds (612), eighth in free throws made (388) and eighth in free throw attempts (531) ... Became the third player in NBA history to have 10 different seasons with at least 2,000 points ... Has an NBA-record eight seasons with at least 2,000 points, 500 rebounds and 500 assists ... Led the Cavaliers in points, scoring average, field goals made and attempted, three-pointers attempted, free throws made and attempted, defensive and total rebounds, assists, steals and blocks; led his team in points and assists for an NBA-record 15th straight season ... Led the team in points 61 times, rebounds 33 times, assists 74 times, steals 35 times and blocks 31 times ... Talled a career-high 18 triple-doubles ... Recorded a career-high 52 double-doubles ... Scored in double figures in all 82 games, increasing his double-digit scoring streak to an NBA-record 873 regular season games ... Scored 20+ points in 68 games, 32 games with 30+ and four 40-point games ... Now has 945 career 20-point games, third-most all-time ... Also moved into fifth all-time in career 30-point games (430) ... Had 44 points, 11 rebounds, 11 assists, two steals and one block on 4/6 at PHI for 73rd career triple-double, becoming the youngest player in NBA history to reach 31,000 points (33 years, 97 days) ... Notched 35 points, seven rebounds, 17 assists and one steal on 3/21 vs. TOR, becoming the first player in NBA history to record at least 35 points, 15+ assists and zero turnovers in any game (including playoffs) since the NBA started recording turnovers in 1977-78 ... Recorded 71st career triple-double with 40 points, 12 rebounds, 10 assists, two steals and one block on 3/19 vs. MIL, the 51st time in his career that he led or tied for the game high on both teams in points, rebounds and assists, passing Will Chamberlain (50) for the most such games in NBA history ... Registered 64th career triple-double with 37 points, 10 rebounds, 15 assists, one steal and one block on 2/7 vs. MIN, becoming Cleveland's all-time leader in total rebounds and only the third player in NBA history to currently lead a franchise in points, rebounds and assists ... Scored 28 points with nine rebounds, seven assists and one block on 1/23 at SAS, becoming the youngest player in NBA history to reach 30,000 points (33 years, 24 days) ... Finished with 25 points (11-13 FG), seven rebounds, 17 assists and two steals on 12/12 vs. ATL, becoming the second player in NBA history to compile at least 25 points and 17 assists in a game with a field goal percentage of 84.0 percent or better ... Scored a season-high and franchise-record 57 points (23-34 FG) with 11 rebounds, seven assists, three steals and two blocks on 1/13 at WAS, becoming the youngest player in NBA history to reach 29,000 points (32 years, 308 days) ... Recorded 56th career triple-double with 29 points, 10 rebounds, 13 assists and four blocks on 10/25 at BKN, becoming the Cavaliers' all-time leader in games played ... **Playoffs:** Became the sixth player in NBA history to play in eight consecutive NBA Finals ... Appeared in 22 games (22 starts), averaging 34.0 points, 9.1 rebounds, 9.0 assists, 1.4 steals and 1.0 blocks in 41.9 minutes ... Shot 53.9 percent from the field (275-510) ... Talled four triple-doubles ... Recorded 15 double-doubles ... Scored in double figures in all 22 games, including 21 games with 20+ points, 12 games with 30+, eight games with 40+ and one 50-point game ... Talled 33 points, 10 rebounds, 11 assists, two steals and two blocks on 6/6 vs. GSW, his NBA-record 10th triple-double in the NBA Finals ... Also became the all-time leader in 30-point games in the playoffs (110) with the performance ... Scored a postseason career-high and franchise playoff record 51 points (19-32 FG)

# LEBRON JAMES

with eight rebounds, eight assists, one steal and one block on 5/31 at GSW, becoming the sixth player in NBA history to score at least 50 points in a Finals game and the first player to post a stat line of at least 51 points, eight rebounds and eight assists in a Finals game ... It was his seventh game with 40+ points in the NBA Finals, second-most in Finals history ... It was also his eighth game with 40+ points in the 2018 Playoffs, tied for the most 40-point games in a single season in league history (Jerry West, 1965) ... Tallied 35 points, 15 rebounds, nine assists and two blocks on 5/27 at BOS, becoming the third player in league history to post at least 35 points, 15 rebounds and nine assists in a Game 7 ... Recorded 42 points, 10 rebounds, 12 assists and one block on 5/15 at BOS, his NBA-record third career playoff 40-point triple-double ... Finished with 43 points, eight rebounds, 14 assists and one steal on 5/3 at TOR, becoming the first player in NBA history to tally 40+ points and 14+ assists in a playoff game ... In the first round against Indiana, he averaged 34.4 points, 10.0 rebounds, 7.7 assists, 1.4 steals and 1.0 blocks in 41.2 minutes, the fifth playoff series that he has averaged at least 30.0 points, 10.0 rebounds and 7.0 assists per game; no other player in NBA history has done that more than once

**CAREER:** Three-time NBA Champion (2012, 2013, 2016) ... Four-time NBA Most Valuable Player (2009, 2010, 2012, 2013) ... Three-time NBA Finals MVP (2012, 2013, 2016) ... NBA Rookie of the Year (2003) and unanimous All-Rookie First Team selection ... Helped lead the United States to gold medals at the 2008 Beijing and 2012 London Olympics and to a bronze medal at the 2004 Athens Olympics ... 14-time All-NBA honoree (First Team in 2006, 2008-18; Second Team in 2005 and 2007) ... Has been named to the NBA's All-Defensive Team six times (First Team in 2009-13; Second Team in 2014) ... Named a starter for the NBA All-Star Game in each of the last 14 seasons (2005-2018), averaging 24.5 points, 6.3 rebounds, 6.0 assists and 1.3 steals in 29.6 minutes ... Earned All-Star Game MVP honors in 2006, 2008 and 2018 ... Has been selected Eastern Conference Player of the Month 38 times and has been named Eastern Conference Player of the Week 61 times ... Captured the 2007-08 NBA scoring title ... Two-time Sports Illustrated Sportsman of the Year (2012 and 2016) ... USA Basketball 2012 Male Athlete of the Year ... J. Walter Kennedy Citizenship Award winner (2016) ... Has appeared in 1,143 NBA games (1,142 starts) for the Cavaliers and Heat ... Owns career averages of 27.2 points, 7.4 rebounds, 7.2 assists and 1.6 steals in 38.8 minutes, while shooting 50.4 percent from the field, 34.4 percent from three-point range and 73.9 percent from the free throw line ... Ranks fourth on the NBA's all-time scoring average list (27.15), sixth in triple-doubles (73), seventh in points (31,038), seventh in field goals made (11,280), ninth in free throws made (6,862), 11th in assists (8,208), 16th in steals (1,865), 18th in minutes (44,298) and 20th in three-point field goals made (1,616) ... One of two players to rank in the Top 20 in all-time points scored and assists (Oscar Robertson) ... Also has the most assists among all frontcourt players in NBA history ... Has scored in double figures in 1,135 games, including an NBA-record 873 consecutive times, a streak that began on January 6, 2007 ... Has scored 20+ points in 945 games, 30+ in 430 games, 40+ 61 times, 50+ in 11 games and one 60-point game ... Owns 73 career triple-doubles and 411 career double-doubles ... Has averaged at least 25.0 points in an NBA-record 14 consecutive seasons (2004-2018) ... Is the Cleveland Cavaliers' all-time leader in games (849), minutes (33,130), field goals made (8,369), three-point field goals made (1,251), free throws made (5,130), defensive rebounds (5,156), total rebounds (6,190), assists (6,228), steals (1,376) and points (23,119) ... Has missed just 71 games through 15 professional seasons ... **Playoffs:** Has appeared in 239 playoff games (239 starts) for the Cavaliers and Heat, averaging 28.9 points, 8.9 rebounds, 7.1 assists, 1.8 steals and 1.0 blocks in 42.0 minutes while shooting 49.1 percent from the field, 33.2 percent from three-point range and 74.3 percent from the free throw line ... Ranks first on the NBA's all-time postseason scoring list (6,911), first in minutes (10,049), first in field goals made (2,457), first in free throws made (1,627), first in steals (419), second in triple-doubles (23), third in three-point field goals made (370), third in assists (1,687), fourth in scoring average (28.92), fourth in games (239), sixth in rebounds (2,122), sixth in double-doubles (112) and 15th in blocks (232) ... Tallied 23 triple-doubles and 112 double-doubles ... Scored in double figures in 237 games, including an NBA playoff-record 214 games with 20+ points, an NBA playoff-record 110 games with 30+ points, 27 games with 40+ and one 50-point game ... Has played in eight consecutive NBA Finals (2011-2018) ... Has posted an all-time series record of 13-0 in the First Round ... **Career Transactions:** Selected by the Cleveland Cavaliers with the first overall selection in the 2003 NBA Draft ... Acquired by the Miami Heat in exchange for a 2011 second round draft pick, a 2012 second round draft pick, a 2013 first round draft pick and a 2016 first round draft pick on July 10, 2010 ... Signed as a free agent with the Cavaliers on July 12, 2014 ... Re-signed with the Cavaliers on July 20, 2015 ... Re-signed with the Cavaliers on August 12, 2016 ... Signed as a free agent with the Los Angeles Lakers on July 9, 2018

**2016-17:** (Cleveland Cavaliers): All-NBA First Team selection ... NBA All-Star starter ... Walter Kennedy Citizenship Award winner ... Appeared in 74 games (74 starts), averaging 26.4 points, a career-high 8.6 rebounds, 8.7 assists and 1.2 steals in 37.8 minutes ... Shot 54.8 percent from the field (736-1344) ... Became the first player in NBA history to average at least 25.0 points, 8.0 rebounds and 8.0 assists while shooting at least 54.0 percent from the field in a single season ... Two-time Eastern Conference Player of the Month ... Four-time Eastern Conference Player of the Week ... Ranked first in the NBA in minutes per game (37.8), fourth in field goals made (736), fifth in assists (646), sixth in assists per game (8.7), eighth in points per game (26.4), ninth in points (1,954) and 10th in field goal percentage (.548) ... Led the team in points, scoring average, field goals made, free throws made and attempted, defensive rebounds, assists and steals ... Led the team in points 41 times, rebounds 21 times, assists 58 times, steals 24 times and blocks 19 times ... Tallied 13 triple-doubles ... Recorded 42 double-doubles ... Scored in double figures in all 74 games, including 61 games with 20+ points, 23 games with 30+ and two 40-point games ... Had 32 points, five rebounds and 10 assists on 2/4 at NYK, becoming the youngest player in NBA history to reach 28,000 points (32 years, 36 days) ... Scored a season-high 44 points (17-24 FG) with nine rebounds, 10 assists, three steals and one block on 12/10 vs. CHO, becoming the first NBA player with 44 points, nine rebounds, 10 assists and a .700 FG percentage in a game since 1968 (Wilt Chamberlain) ... Scored 27 points with 10 rebounds, five assists, two steals and two blocks on 11/1 at WAS, becoming the youngest player in NBA history to reach 27,000 points (31 years, 317 days) ... Missed one game due to illness (2/25), two games due to a right calf strain (4/10-4/12) and five games due to rest (11/16, 12/14, 12/26, 3/4, 3/8) ... **Playoffs:** Appeared in 18 games (18 starts), averaging 32.8 points, 9.1 rebounds, 7.8 assists, 1.9 steals and 1.3 blocks in 41.3 minutes ... Shot 56.5 percent from the field (217-384) and 41.1 percent from three-point range (44-107) ... Secured three triple-doubles ... Tallied 10 double-doubles ... Scored in double figures in all 18 games, including 17 games with 20+ points, 14 games with 30+ and two 40-point games ... Scored at least 25 points and shot better than 50.0 percent from the field in each of the first 10 games of the 2017 postseason, tying Kareem Abdul-Jabbar for the longest NBA postseason streak of 25 or more points and .500 shooting ... In the NBA Finals, averaged 33.6 points, 12.0 rebounds, 10.0 assists, 1.4 steals and 1.0 blocks, becoming the first player in NBA history to average a triple-double in the Finals ... Tallied 31 points, 10 rebounds, 11 assists and one steal on 6/9 vs. GSW to become the all-time leader in Finals triple-doubles (nine) ... Finished with 35 points (13-18 FG), eight rebounds, eight assists, three steals and one block on 5/25 at BOS, becoming the NBA's all-time leading scorer in playoff history ... Became the first player in NBA history to score 35 or more points in every game of a four-game sweep versus Toronto in the Semifinals ... Averaged 32.8 points, 9.8 rebounds, 9.0 assists, 3.0 steals and 2.0 blocks in the first round, becoming the first player in league history to average at least 32.0 points, 9.0 rebounds, 9.0 assists, 3.0 steals and 2.0 blocks in a single playoff series ... Tallied 25 points, 10 rebounds, seven assists, four steals and four blocks on 4/17 vs. IND, becoming the first player to post that stat line in a playoff game since steals and blocks were first tracked in 1973-74



**2015-16:** (Cleveland Cavaliers): NBA Champion ... All-NBA First Team selection ... NBA All-Star starter, becoming the all-time leading scorer in All-Star Game history ... Appeared in 76 games (76 starts), averaging 25.3 points, 7.4 rebounds, 6.8 assists and 1.4 steals in 35.6 minutes ... Shot 52.0 percent from the field (737-1416) ... Averaged at least 25.0 points per game for the 12th straight season, setting an NBA record for most consecutive seasons with at least 25.0 points in league history (min. 30 games) ... Only player in the NBA to shoot at least 50.0 percent from the field with averages of at least 25.0 points, 7.0 rebounds and 6.0 assists ... Three-time Eastern Conference Player of the Month ... Five-time Eastern Conference Player of the Week ... Ranked second in the NBA in field goals made (737), fourth in points (1,920), fifth in points per game (25.3), ninth in assists (514) and ninth in assists per game (6.8) ... Led the team in points, scoring average, field goals made and attempted, free throws made and attempted, assists and steals ... Led the team in points 53 times, rebounds 12 times, assists 50 times, steals 35 times and blocks 18 times ... Tallied three triple-doubles ... Recorded 28 double-doubles ... Scored in double figures in all 76 games, including 63 games with 20+ points and 18 games with 30+ ... Notched 20 points, nine rebounds, eight assists and one steal on 1/29 at DET, becoming the youngest player in NBA history to reach 26,000 points (31 years, 30 days) ... Scored a season-high-tying 37 points (15-22 FG) with seven rebounds, nine assists and two steals on 1/10 at PHI ... Scored a season-high-tying 37 points with seven rebounds, eight assists, one steal and one block on 12/4 at NOP ... Scored a season-high 37 points with 12 rebounds, five assists, one steal and a season-high three blocks on 11/14 at ML ... Missed one game due to maintenance (12/5) and five games due to rest (2/28, 3/16, 3/29, 4/6, 4/13) ... **Playoffs:** Named NBA Finals MVP ... Became the fifth player to win three Finals MVPs, the second player to win Finals MVP with multiple teams and the fourth player to win three Finals MVPs and four regular season MVPs ... Appeared in 21 games (21 starts), averaging 26.3 points, 9.5 rebounds, 7.6 assists, 2.3 steals and 1.3 blocks in 39.1 minutes ... Shot 52.5 percent from the field (219-417) ... Notched two triple-doubles ... Tallied 13 double-doubles ... Scored in double figures in all 21 games, including 20 games of 20+ points, four games with 30+ and two 40-point games ... Averaged 29.7 points, 11.3 rebounds, 8.9 assists, 2.6 steals and 2.3 blocks in the NBA Finals, becoming the first player in NBA history to lead all players in all five categories for an entire playoff series ... His 29.7 points per game averaging in the Finals was the highest by a player on the winning team in any seven-game Finals series in NBA history ... Tallied 27 points, 11 rebounds, 11 assists, two steals and three blocks on 6/19 at GSW, leading the Cavaliers to their first NBA Championship and becoming the third player to have a triple-double in Game 7 of the NBA Finals ... Recorded 41 points, eight rebounds, 11 assists, four steals and three blocks on 6/16 vs. GSW, becoming the fifth player with at least 40 points in consecutive NBA Finals games ... Scored 41 points with 16 rebounds, seven assists, three steals and three blocks on 6/13 at GSW, becoming just the fourth player in NBA history to score at least 40 points, grab 15 rebounds and dish out at least five assists in a Finals game

**2014-15:** (Cleveland Cavaliers): All-NBA First Team selection ... NBA All-Star starter ... Appeared in 69 games (69 starts), averaging 25.3 points, 6.0 rebounds, 7.4 assists and 1.6 steals in 36.1 minutes ... Shot 48.8 percent from the field (624-1279), the only player in the NBA to shoot at least 48.0 percent from the field with averages of at least 25.0 points, 6.0 rebounds and 7.0 assists ... Two-time Eastern Conference Player of the Month ... Three-time Eastern Conference Player of the Week ... Ranked third in the NBA in points per game (25.3), fourth in points (1,743), fourth in free throw attempts (528), fifth in free throws made (375), fifth in minutes per game (36.1), seventh in field goals made (624) and seventh in assists per game (7.4) ... Led the team in points, scoring average, field goals made and attempted, free throws made and attempted and assists ... Led the team in points 37 times, rebounds nine times, assists 49 times, steals 28 times and blocks 18 times ... Tallied two triple-doubles ... Notched 22 double-doubles ... Scored in double figures in all 69 games, including 52 games with 20+ points, 18 games with 30+ and three 40-point games ... Notched 27 points, seven rebounds, eight assists, one steal and one block on 3/10 at DAL, becoming Cleveland's all-time leader in assists ... Scored a season-high 42 points (15-25 FG) with 11 rebounds, five assists, three steals and one block on 2/26 vs. GSW ... Registered 32 points, 11 rebounds, seven assists and three steals on 1/16 at LAC, becoming the youngest player in NBA history to reach 24,000 points (30 years and 17 days) ... Had 41 points (17-24 FG), five rebounds, five assists and one block on 12/12 at NOP, becoming the Cavaliers' all-time leader in three-point field goals made ... Missed one game due to left knee soreness (12/11), eight games due to left knee/lower back strains (12/30-1/11), one game with a right wrist sprain (1/28) and three games due to rest (2/27, 4/12, 4/15) ... **Playoffs:** Appeared in 20 games (20 starts), averaging 30.1 points, 11.3 rebounds, 8.5 assists, 1.7 steals and 1.1 blocks in 42.2 minutes, becoming the first player since Oscar Robertson to produce 30.0 points, 11.0 rebounds and 8.0 assists in a single postseason ... Tallied three triple-doubles ... Recorded 14 double-doubles ... Scored in double figures in all 20 games, including 18 games with 20+ points, 12 games with 30+ and three 40-point games ... Finished with 39 points, 16 rebounds, 11 assists, one steal and one block on 6/7 at GSW, becoming the first player in NBA playoff history to reach those totals ... Tallied 37 points, 18 rebounds, 13 assists and three steals on 5/24 vs. ATL, becoming the first player in NBA postseason history to put together a stat line of at least 37 points, 18 rebounds and 13 assists ... Finished with 38 points, 12 rebounds, six assists, three steals and three blocks on 5/12 vs. CHI, becoming the only player in NBA postseason history to record that stat line while also having zero turnovers

**2013-14:** (Miami Heat): All-NBA First Team selection ... NBA All-Defensive Second Team selection ... NBA All-Star starter ... Appeared in 77 games (77 starts), averaging 27.1 points, 6.9 rebounds, 6.3 assists and 1.6 steals in 37.7 minutes, the only player in the league to average at least 20 points, six rebounds and six assists ... Shot a career-high 56.7 percent from the field (767-1353) and 37.9 percent from three-point range (116-306) ... Became the first player in NBA history to hit at least 100 three-pointers in consecutive seasons while also shooting at least 55.0 percent from the floor each season ... Two-time Eastern Conference Player of the Month ... Two-time Eastern Conference Player of the Week ... Ranked second in the NBA in field goals made (767), third in points (2,089), third in points per game (27.1), fourth in field goal percentage (56.7), sixth in minutes per game (37.7), seventh in free throws made (439) and 10th in assists per game (6.3) ... Led the team in points, scoring average, minutes played, field goals made and attempted, field goal percentage, free throws made and attempted, defensive and total rebounds, assists and steals ... Led the team in points 55 times, rebounds 33 times, assists 49 times and steals 29 times ... Tallied one triple-double ... Notched 12 double-doubles ... Scored in double figures in all 77 games, including 61 games with 20+ points, 31 games with 30+, three games with 40+, and one 60-point game ... Registered 34 points, eight rebounds, five assists, four steals and one block on 4/4 vs. MIN, becoming the youngest player in NBA history to score 23,000 points ... Scored a career-high and Miami franchise-record 61 points (22-33 FG, 8-10 3FG) with seven rebounds and four assists on 3/3 vs. CHA ... Missed one game with a strained right groin (12/28), one game with a broken nose (2/23), one game with back spasms (3/19) and two games due to rest (4/14-4/16) ... **Playoffs:** Appeared in 20 games (20 starts), averaging 27.4 points, 7.1 rebounds, 4.8 assists and 1.8 steals in 38.2 minutes, becoming the first player in NBA postseason history to average at least 27.0 points, 7.0 rebounds and 4.0 assists while shooting 50.0 percent from the field and 40.0 percent from the three-point line ... Shot 56.5 percent from the field (192-340) and 40.7 percent from three-point range (35-86) ... Tallied five double-doubles ... Scored 20+ points in 19 games, including seven games with 30+ and one 40-point game ... Recorded 31 points, 10 rebounds and five assists on 6/15 at SAS ... Notched 35 points, 10 rebounds, three assists and two steals on 6/8 at SAS

# LEBRON JAMES

**2012-13:** (Miami Heat): NBA Champion ... Won his second consecutive NBA MVP award, his fourth overall ... All-NBA First Team selection ... NBA All-Defensive First Team selection ... NBA All-Star starter ... Appeared in 76 games (76 starts), averaging 26.8 points, 8.0 rebounds, 7.3 assists and 1.7 steals in 37.9 minutes ... Shot 56.5 percent from the field (765-1354) and a career-high 40.6 percent from three-point range (103-254) ... Became the first player in NBA history to hit at least 100 three-pointers in a season while shooting at least 55 percent from the floor ... Five-time Eastern Conference Player of the Month, winning the award each of the first five months of the season, becoming the first player to capture the award five consecutive months in the same season ... Six-time Eastern Conference Player of the Week ... Ranked first in the NBA in field goals made (765), ranked third in points (0), fourth in points per game (26.8), fifth in field goal percentage (.565), sixth in free throws made (403), sixth in free throws attempted (535), seventh in field goals attempted (1,354) and eighth in minutes (2,877) ... Led the team in points, scoring average, minutes played, field goals made and attempted, field goal percentage, free throws made and attempted, defensive and total rebounds, assists and steals ... Led the team in points 54 times, rebounds 44 times, assists 55 times and blocks 19 times ... Notched four triple-doubles ... Tallied 36 double-doubles ... Scored in double figures in all 76 games, including 71 games of 20+ points, 26 games of 30+ and one 40-point game ... Scored a season-high 40 points with eight rebounds, a season-high 16 assists, two steals and one block on 2/26 vs. SAC ... Missed four games with a strained right hamstring (3/31-4/5, 4/10), one game with a sore right hamstring (4/15) and one game for personal reasons (4/17) ... **Playoffs:** Named NBA Finals MVP ... Appeared in 23 games (23 starts), averaging 25.9 points, 8.4 rebounds, 6.6 assists and 1.8 steals and 41.7 minutes ... Notched three triple-doubles ... Tallied seven double-doubles ... Scored in double figures in all 23 games, including 18 games with 20+ points and eight games with 30+ ... Posted 37 points, 12 rebounds, four assists and two steals on 6/20 vs. SAS to help Miami win their second consecutive NBA Championship

**2011-12:** (Miami Heat): NBA Champion ... Won his third NBA MVP ... All-NBA First Team selection ... NBA All-Defensive First Team selection ... NBA All-Star starter ... Appeared in 62 games (62 starts), averaging 27.1 points, 7.9 rebounds, 6.2 assists and 1.9 steals in 37.5 minutes ... Shot 53.1 percent from the field (621-1169) and 36.2 percent from three-point range (54-149) ... Two-time Eastern Conference Player of the Month ... Six-time Eastern Conference Player of the Week ... Ranked second in the NBA in points (1,683), second in field goals made (621), third in points per game (27.1), third in steals (115), fourth in field goals attempted (1,169) and sixth in minutes per game (37.5) ... Led the team in minutes played, points, scoring average, field goals made and attempted, field goal percentage, free throws made and attempted, defensive and total rebounds, assists and steals ... Led the team in points 43 times, rebounds 23 times, assists 42 times, steals 26 times and blocks 10 times ... Tallied 23 double-doubles ... Scored in double figures in all 62 games, including 50 games with 20+ points, 24 games with 30+ and two 40-point games ... Scored a season-high 41 points with six rebounds, four assists, three steals and one block on 4/3 vs. PHI ... Missed one game with a sprained left ankle (1/5) and three games due to rest (4/21, 4/24-4/26) ... **Playoffs:** Unanimously named NBA Finals MVP ... Appeared in 23 games (23 starts), averaging 30.3 points, 9.7 rebounds, 5.6 assists and 1.9 steals in 42.7 minutes en route to his first NBA Championship ... Notched one triple-double ... Tallied 11 double-doubles ... Scored in double figures in all 23 games, including 22 games with 20+ points, 13 games with 30+ and two 40-point games ... Tallied 26 points, 11 rebounds, 13 assists, one steal and two blocks on 6/21 vs. OKC, leading Miami to the 2012 NBA Championship

**2010-11:** (Miami Heat): All-NBA First Team selection ... NBA All-Defensive First Team selection ... NBA All-Star starter, recording only the second triple-double in All-Star Game history with 29 points, 12 rebounds and 10 assists ... Appeared in 79 games (79 starts), averaging 26.7 points, 7.5 rebounds, 7.0 assists and 1.6 steals in 38.8 minutes ... Shot 51.0 percent from the field (758-1485) ... Three-time Eastern Conference Player of the Month ... Five-time Eastern Conference Player of the Week ... Ranked first in the NBA in field goals made (758), second in points (2,111), second in points per game (26.7), fifth in free throws attempted (663), sixth in free throws made (503), sixth in field goal attempts (1,485), sixth in minutes per game (38.8) and 10th in steals per game (1.6) ... Led the team in minutes, points, field goals made and attempted, free throws made and attempted, defensive rebounds, assists and steals ... Led the team in points 39 times, rebounds 21 times, assists 59 times, steals 40 times and blocks 16 times ... Notched a league-leading four triple-doubles ... Tallied 31 double-doubles ... Scored in double figures in all 79 games, including 67 games with 20+ points, 25 games with 30+, four games with 40+ and one 50-point game ... Scored a season-high 51 points with 11 rebounds, eight assists, one steal and one block on 2/3 at ORL ... Finished with 38 points, five rebounds, eight assists, one steal and one block on 12/2 at CLE, his first game against the Cavaliers ... Tallied 20 points, 11 rebounds, a season-high 14 assists, one steal and a season-high three blocks on 11/9 vs. UTA for 29th career triple-double ... In Miami debut, tallied 31 points, four rebounds, three assists, one steal and two blocks on 10/26 at BOS ... Missed two games with a sprained left ankle (1/13-1/15) and one game due to rest (4/13) ... **Playoffs:** Appeared in 21 games (21 starts), averaging 23.7 points, 8.4 rebounds, 5.9 assists, 1.7 steals and 1.2 blocks in 43.9 minutes ... Notched one triple-double ... Tallied eight double-doubles ... Scored in double figures 20 times, including 15 games with 20+ points and five games with 30+ ... Finished with 17 points, 10 rebounds, 10 assists and one block on 6/9 at DAL, the first triple-double in Heat postseason history

**2009-10:** (Cleveland Cavaliers): Won his second consecutive NBA MVP award ... All-NBA First Team selection ... NBA All-Defensive First Team selection ... NBA All-Star starter ... Appeared in 76 games (76 starts), averaging 29.7 points, 7.3 rebounds, 8.6 assists, 1.6 steals and 1.0 blocks in 39.0 minutes ... Shot 50.3 percent from the field (768-1528) ... Four-time Eastern Conference Player of the Month ... Six-time Eastern Conference Player of the Week ... Ranked second in the NBA in points (2,258), second in points per game (29.7), sixth in assists per game (8.6) and ninth in steals per game (1.6) ... Led the team in scoring average, points, field goals made and attempted, three-point field goals attempted, free throws made and attempted, defensive rebounds, assists, steals, blocks and minutes ... Led the team in points 68 times, rebounds 23 times, assists 65 times, steals 29 times and blocks 26 times ... Had a league-high 15 games where he led his team in scoring, rebounds and assists ... Notched a league-high four triple doubles ... Tallied 31 double-doubles ... Scored in double figures in all 76 games, including 69 games with 20+ points, 38 games with 30+ and nine games with 40+ ... Had 40 points, 13 rebounds, six assists, three steals and two blocks on 3/5 vs. DET, becoming the Cavaliers' all-time leader in minutes played ... Scored a season-high 48 points, with 10 rebounds, six assists, two steals and two blocks on 12/30 vs. ATL ... Missed six games due to rest (3/6-3/8, 4/8-4/14) ... **Playoffs:** Appeared in 11 games (11 starts), averaging 29.1 points, 9.3 rebounds, 7.6 assists, 1.7 steals and 1.8 blocks in 41.8 minutes ... Notched two triple-doubles ... Tallied four double-doubles ... Scored 40 points with eight rebounds, eight assists, one steal and two blocks on 4/19 vs. CHI

**2008-09:** (Cleveland Cavaliers): Won his first NBA MVP award ... All-NBA First Team selection ... NBA All-Defensive First Team selection ... NBA All-Star starter ... Appeared in 81 games (81 starts), averaging 28.4 points, 7.6 rebounds, 7.2 assists, 1.7 steals and a career-high tying 1.1 blocks in 37.7 minutes ... Ranked first in the NBA in free throws made (594), second in points per game (28.4), second in points (2,304), third in field goals made (789), sixth in steals (137), seventh in steals per game (1.7), eighth in assists (587) and ninth in assists per game (7.2) ... Led the team in points, rebounds, assists, steals, blocks, minutes, scoring average, field goals made and attempted, free throws made and attempted, defensive rebounds, games and starts ... Became the fourth player since steals and blocks became official stats in 1973-74 to lead his team in scoring,



rebounds, assists, steals and blocks in the same season ... Led the team in points 64 times, rebounds 26 times, assists 61 times, steals 41 times and blocks 29 times ... Notched a league-leading seven triple-doubles ... Tallied 29 double-doubles ... Scored in double figures in all 81 games, including 72 games with 20+ points, 34 games with 30+, nine games with 40+ and three 50-point games ... Missed one game due to rest (4/15) ... **Playoffs:** Appeared in 14 games (14 starts), averaging 35.3 points, 9. Rebounds, 7.3 assists and 1.6 steals in 41.4 minutes ... Tallied one triple-double ... Notched seven double-doubles ... Scored 25+ points in all 14 games, including nine games with 30+ and four games with 40+ ... Finished with 49 points (20-30 FG), six rebounds, eight assists, two steals and three blocks on 5/20 vs. ORL

**2007-08:** (Cleveland Cavaliers): All-NBA First Team selection ... NBA All-Star starter and was named MVP after totaling 27 points, eight rebounds, nine assists, two steals and two blocks ... Appeared in 75 games (74 starts), averaging 30.0 points, 7.9 rebounds, 7.2 assists, 1.8 steals and a career-high 1.1 blocks in 40.4 minutes ... Two-time Eastern Conference Player of the Month and three-time Eastern Conference Player of the Week ... Ranked first in the NBA in points per game (30.0), first in field goals made (794), second in points (2250), sixth in steals (138), eighth in assists per game (7.2), 10th in assists (539) and 10th in steals per game (1.8) ... Led the team in points, scoring average, field goals made and attempted, field goal percentage, three-point field goals attempted, free throws made and attempted, defensive rebounds, assists, steals, minutes and starts ... Led the team in points 66 times, rebounds 16 times, assists 64 times, steals 40 times and blocks 25 times ... Tallied seven triple-doubles ... Notched 31 double-doubles ... Scored in double figures in all 75 games, including 69 games with 20+ points, 39 games with 30+, seven games with 40+ and two 50-point games ... Became the Cavaliers' all-time leading scorer with 29 points, 12 rebounds, five assists and one steal on 3/21 vs. TOR ... Scored a season-high 51 points (18-28 FG) with eight rebounds, nine assists, three steals and one block on 1/15 at MEM ... Tallied 31 points, a career-high 19 rebounds, eight assists, four steals and three blocks on 1/11 vs. CHA ... Missed five games with a sprained left index finger (1/30-1/28), one game with a sprained right ankle (1/31) and one game due to rest (4/16) ... **Playoffs:** Appeared in 13 games (13 starts), averaging 28.2 points, 7.8 rebounds, 7.6 assists, 1.8 steals and 1.3 blocks in 42.5 minutes ... Tallied one triple-double ... Posted six double-doubles ... Scored in double figures in all 13 games, including 12 games with 20+ points, seven games with 30+ and one 40-point game ... Scored 45 points with five rebounds, six assists and two steals on 5/18 at BOS; his 45 points were the fourth-highest individual point total scored in a Game 7 in NBA playoff history

**2006-07:** (Cleveland Cavaliers): All-NBA Second Team selection ... NBA All-Star starter ... Appeared in 78 games (78 starts), averaging 27.3 points, 6.7 rebounds, 6.0 assists and 1.6 steals in 40.9 minutes ... Eastern Conference Player of the Month in March ... Two-time Eastern Conference Player of the Week ... Ranked second in the NBA in points (2,132), second in field goals made (772), third in minutes per game (40.9), fourth in points per game (27.3) and fifth in free throws made (489) ... Led the team in points, scoring average, field goals made and attempted, three-point field goals made and attempted, free throws made and attempted, defensive rebounds, assists, steals and minutes ... Led the team in points 65 times, rebounds 10 times, assists 51 times, steals 36 times and blocks 23 times ... Tallied one triple-double ... Notched 16 double-doubles ... Scored in double figures 77 times, including 64 games with 20+ points, 33 games with 30+ and one 40-point game ... Scored a season-high 41 points with seven rebounds, eight assists, three steals and one block on 3/7 at DET ... Missed two games with a sprained right big toe (1/26-1/30), one game with back spasms (3/13) and one game with right knee tendinitis (4/1) ... **Playoffs:** Appeared in 20 games (20 starts), averaging 25.1 points, 8.1 rebounds, 8.0 assists and 1.7 steals in 44.7 minutes ... Tallied eight double-doubles ... Scored in double figures in all 20 games, including 16 games with 20+ points, six games with 30+ and one 40-point game ... In first career NBA Finals, averaged 22.0 points, 7.0 rebounds, 6.8 assists and 1.0 steals in 42.5 minutes ... Scored 48 points with nine rebounds seven assists and two steals on 5/31 at DET; scored 29 of Cleveland's final 30 points, including each of their last 25 points overall

**2005-06:** (Cleveland Cavaliers): All-NBA First Team selection ... NBA All-Star starter and was named MVP after totaling 29 points, six rebounds, two assist and two steals ... Appeared in 79 games (79 starts), averaging a career-high 31.4 points, 7.0 rebounds, 6.6 assists and 1.6 steals in 42.5 minutes ... Two-time Eastern Conference Player of the Month and five-time Eastern Conference Player of the Week; became the first player in NBA history to win Player of the Week honors in three straight weeks ... Ranked second in the NBA in points (2,478), second in minutes per game (42.5), second in field goals made (875), third in points per game (31.4) and sixth in free throws made (601) ... Led the team in minutes, points, field goals made and attempted, free throws made and attempted, defensive rebounds, assists and steals ... Led the team in points 72 times, rebounds 18 times, assists 59 times, steals 35 times and blocks 23 times ... Notched five triple-doubles ... Tallied 21 double-doubles ... Scored in double figures in all 79 games, including 70 games with 20+ points, 49 games with 30+, 10 games with 40+ and 50+ twice ... Scored a season-high 52 points along with seven rebounds, seven assists and two steals on 12/10 at MIL ... Missed one game with a sprained left ankle (4/13) and two games due to rest (4/17-4/19) ... **Playoffs:** Appeared in 13 games (13 starts), averaging 30.8 points, 8.1 rebounds, 5.8 assists and 1.4 steals in 46.5 minutes ... Tallied two triple-doubles ... Notched four double-doubles ... Scored 20+ points in all 13 games, including eight games of 30+ and two games of 40+ ... Posted 21 points, 10 rebounds, 10 assists, four steals and one block on 5/13 vs. DET ... Tallied 30 points, 14 rebounds and seven assists on 5/9 at DET ... Averaged 35.7 points in his debut series, the third highest in NBA history for a player in his debut series, trailing only Will Chamberlain and Kareem Abdul-Jabbar ... Scored 45 points with seven rebounds, six assists and two steals on 5/3 vs. WAS ... Finished with 41 points, five rebounds, three assists and two blocks on 4/28 at WAS, becoming the first player in NBA history to score over 40 points in his first road playoff game ... In NBA playoff debut, recorded 32 points, 11 rebounds and 11 assists on 4/22 vs. WAS, becoming only the third player in NBA history to record a triple-double in his postseason debut (Johnny McCarthy and Magic Johnson)

**2004-05:** (Cleveland Cavaliers): All-NBA Second Team selection, becoming the youngest player in league history to earn All-NBA honors ... NBA All-Star starter ... Appeared in 80 games (80 starts), averaging 27.2 points, 7.4 rebounds, 7.2 assists and a career-high 2.2 steals in 42.4 minutes ... Received NBA Eastern Conference Player of the Month honors twice and was named Eastern Conference Player of the Week three times ... Led the NBA in field goals made (795), minutes (3388) and minutes per game (42.4) ... Ranked second in the NBA in points (2,175), second in steals (177), third in points per game (27.2), third in steals per game (2.2), fifth in assists (577) and sixth in assists per game (7.2) ... Led the team in minutes, points, field goals made and attempted, three-point field goals made and attempted, free throws made and attempted, assists and steals ... Led the team in points 64 times, rebounds 16 times, assists 57 times, steals 46 times and blocks 12 times ... Notched four triple-doubles ... Tallied 25 double-doubles ... Scored in double figures 79 times, including 68 games with 20+ points, 27 games with 30+, five games with 40+ and one 50-point game ... Scored a season-high 56 points with 10 rebounds, five assists and two steals on 3/20 at TOR ... Finished with 27 points, nine rebounds, a season-high 15 assists, three steals and two blocks on 1/26 vs. MEM ... Tallied first career triple-double with 27 points, 11 rebounds, 10 assists and four steals on 1/19 at POR ... Missed two games with a sprained left ankle (1/28-1/30)

## LEBRON JAMES

---

**2003-04:** (Cleveland Cavaliers): Named NBA Rookie of the Year, becoming the youngest player to receive the award ... Unanimous selection to the All-Rookie First Team ... Eastern Conference Rookie of the Month all six months of the season ... Appeared in 79 games (79 starts), averaging 20.9 points, 5.5 rebounds, 5.9 assists and 1.6 steals in 39.5 minutes ... Led all rookies in steals (130) and minutes (3122) and ranked second in points per game (20.9), sixth in rebounds per game (5.5), fifth in blocks per game (0.7) and tenth in field goal percentage (.417) ... Led the team in points 39 times, rebounds six times, assists 41 times, steals 37 times and blocks seven times ... Led the team in minutes, points, field goals made and attempted, three-point field goals made and attempted, free throws made and attempted, assists and steals ... Tallied 12 double-doubles ... Scored in double figures 73 times, including 40 games of 20+ points, 13 games of 30+ and one 40-point game ... Scored a season-high 41 points with six rebounds, a season-high 13 assists and three steals on 3/27 vs. NJN ... Posted 33 points, a season-high 16 rebounds, seven assists, one steal and one block on 11/29 vs. MEM ... Registered first career double-double with 21 points, 12 rebounds, eight assists and one steal on 10/30 at PHX ... In NBA debut, recorded 25 points, six rebounds, nine assists and four steals on 10/29 at SAC ... Missed three games with a sprained right ankle (1/20-1/24)

**PERSONAL:** Full name is LeBron Raymone James ... Son of Gloria James ... Married his high school sweetheart Savannah Brinson on Sept. 14, 2013 ... Has two sons (LeBron James Jr. and Bryce Maximus James) and one daughter (Zhuri Nova James) ... Launched the LeBron James Family Foundation in 2004 with a mission to positively affect the lives of children and young adults through education and co-curricular educational initiatives ... Received the NAACP Jackie Robinson Sports Award in January 2017, which is presented to individuals in sports for their high achievement in athletics and contributions in the pursuit of social justice, civil rights and community involvement ... Is very active in Hollywood and has executive produced shows or sitcoms on networks such as HBO, Starz, CNBC and NBC ... In 2015, he played himself in the Judd Apatow film *Trainwreck* ... His production company, SpringHill Entertainment, was named after the public housing complex where James grew up in Akron, Ohio ... James' digital video company, Uninterrupted, is hosted on Bleacher Report and is used by several other athletes ... Elected as vice president of the National Basketball Players Association on Feb. 13, 2015 ... In July 2018, in partnership with the Akron Public Schools, opened the I Promise School, a public elementary school in his hometown of Akron, Ohio, that is aimed at providing a quality education and other resources to at-risk children ... In 2011, the LeBron James Family Foundation launched its pillar program, "Wheels for Education", with its mission to improve graduation rates in Akron, this groundbreaking initiative targets third graders and provides them with the programs, support and mentors they need for success in school ... Through his Foundation, he also delivered on his promise to his high school alma mater, St. Vincent-St. Mary, to rebuild the gymnasium and outfit all student-athletes with brand new Nike uniforms ... In 2012, he pledged \$1 million to renovate his old stomping grounds at St. Vincent-St. Mary High School as the completion of The LeBron James Arena had its ceremonial grand opening on December 14, 2013 ... He and his Foundation also work regularly with the Boys and Girls Clubs of America, renovating a local Boys and Girls Club in every All-Star host city each year, an initiative that began in 2008 in New Orleans and continues today ... In September 2008, *More Than a Game*, executive produced by LeBron James and Maverick Carter, debuted at the Toronto Film Festival, finishing up as runner-up to the eventual Academy Award winner *Slumdog Millionaire* ... Released in October 2009, the film chronicles LeBron and his teammates at St. Vincent-St. Mary High School and their seven-year journey which culminated with a national high school championship ... Co-authored the book *Shooting Stars* with Buzz Bissinger which was released in 2009 and chronicled the St. Vincent-St. Mary High School team that overcame adversity to fulfill their dream ... Hosted Saturday Night Live on Sept. 29, 2007 and co-hosted the 15th Annual ESPY Awards on July 11, 2007 ... Grew up idolizing Michael Jordan and the Chicago Bulls and is a fan of the New York Yankees and the Dallas Cowboys ... Wore No. 23 in high school and the first seven years of his NBA career as a tribute to Jordan ... Led St. Vincent-St. Mary High School to three state championships and was named the consensus 2003 National High School Player of the Year ... Was named *PARADE* magazine's High School Boys Player of the Year as both a junior and senior to become the first repeat winner ... Won Ohio's Mr. Basketball Award his final three seasons, becoming the first sophomore to earn the honor ... Also played football in high school through his junior year before giving it up to concentrate on basketball ... Was named First Team All-State as a wide receiver his sophomore year ... Wears size 16 sneakers





HEIGHT: 6-9 // WEIGHT: 220  
 BORN: 7/24/95 (FLINT, MI)  
 COLLEGE: UTAH  
 HIGH SCHOOL: BENTLEY (BURTON, MI)  
 EXPERIENCE: 1 YEAR PRO

# KYLE KUZMA

0 /// FORWARD

## CAREER REGULAR SEASON STATISTICS

Year	Team	G	GS	MIN	FG	FGA	PCT	3FG	3FGA	PCT	FT	FTA	PCT	OFF	DEF	TOT	A	PF	DO	STL	TO	BLK	PTS	AVG
17-18	LAL	77	37	2401	468	1039	.450	159	434	.366	147	208	.707	88	395	483	141	160	0	49	140	34	1242	16.1
<b>TOTALS</b>		<b>77</b>	<b>37</b>	<b>2401</b>	<b>468</b>	<b>1039</b>	<b>.450</b>	<b>159</b>	<b>434</b>	<b>.366</b>	<b>147</b>	<b>208</b>	<b>.707</b>	<b>88</b>	<b>395</b>	<b>483</b>	<b>141</b>	<b>160</b>	<b>0</b>	<b>49</b>	<b>140</b>	<b>34</b>	<b>1242</b>	<b>16.1</b>

## CAREER HIGHS

### REGULAR SEASON SINGLE-GAME HIGHS

Points.....	38, 12/20/17, Los Angeles at Houston
Minutes.....	46, 3/30/18, Los Angeles vs. Milwaukee
Field Goals.....	12, 12/20/17, Los Angeles at Houston
Field Goal Attempts.....	24, 12/27/17, Los Angeles vs. Memphis
Three-Point Field Goals.....	7, 12/20/17, Los Angeles at Houston
Three-Point Attempts.....	11, 3/13/18, Los Angeles vs. Denver (3 times)
Free Throws.....	9, 12/25/17, Los Angeles vs. Minnesota
Free Throw Attempts.....	13, 12/25/17, Los Angeles vs. Minnesota
Offensive Rebounds.....	5, 11/9/17, Los Angeles at Washington
Defensive Rebounds.....	13, 3/13/18, Los Angeles vs. Denver (3 times)
Rebounds.....	15, 2/10/18, Los Angeles at Dallas
Assists.....	6, 3/30/18, Los Angeles vs. Milwaukee
Steals.....	3, 3/7/18, Los Angeles vs. Orlando (twice)
Blocks.....	2, 3/5/18, Los Angeles vs. Portland (8 times)

## AT A GLANCE

- NBA All-Rookie First Team selection in 2017-18
- Appeared in 77 games (37 starts) for Los Angeles as a rookie
- Selected to participate in the Mtn Dew Kickstart Rising Stars Game at NBA All-Star 2018 in Los Angeles
- Was the first Lakers player to be named NBA Las Vegas Summer League Championship Game MVP in 2017
- Acquired by the Lakers in a draft-night deal after being selected by the Brooklyn Nets with the 27th overall pick in the 2017 NBA Draft

## KYLE KUZMA

---

**How Acquired:** Acquired by the Lakers from the Brooklyn Nets along with Brook Lopez in exchange for D'Angelo Russell and Timofey Mozgov (Selected by the Brooklyn Nets with the 27th overall pick in the 2017 NBA Draft)

**2017-18:** Appeared in 77 games (37 starts), averaging 16.1 points, 5.1 rebounds and 1.8 assists in 31.2 minutes ... Selected to the NBA All-Rookie First Team ... Selected to participate in the Mtn Dew Kickstart Rising Stars Challenge at the 2018 NBA All-Star Weekend in Los Angeles ... Named NBA Western Conference Rookie of the Month for games played in October/November ... Ranked second overall among rookies in points per game (16.1) ... Only rookie in NBA history to have at least 155 three-pointers (159) and 480 rebounds (483) ... Scored in double figures 63 times, including 25 20+ point performances and four 30+ games ... Led the team in scoring 17 times, rebounds 14 times, assists three times, steals 12 times and blocks 12 times ... Tallied 17 double-doubles ... Became the Lakers' all-time rookie leader in three-pointers made (159) and is tied for fourth all-time among NBA rookies ... Became the first rookie in NBA history to tally at least 1,200 points, 450 rebounds and 150 made threes ... Registered the most 30-point games by a Lakers rookie since Magic Johnson (4) ... In a career-high 46 minutes, had 27 points, 12 rebounds, a career-high six assists and two steals on 3/30 vs. MIL ... Recorded 12 points and a career-high 15 rebounds on 2/10 at DAL ... Scored 31 points with three rebounds, four assists and one block on 12/25 vs. MIN ... His point total set a Lakers Christmas Day rookie record and his 6-11 three-pointers tied the single-game NBA record for the holiday ... Added ninth double-double with 27 points and 14 rebounds on 12/22 at GSW ... Became third Lakers rookie to score 25+ in three straight games (first since Jerry West in 1960-61) ... Scored a career-high 38 points (12-17 FG, 7-10 3FG) with seven rebounds and four assists on 12/20 at HOU ... Became the first rookie in NBA history to score 38+ points with 7+ 3FG and a FG% of at least 70 percent ... His point total was also the highest by a Lakers rookie in a road game since Elgin Baylor scored 41 (1/25/59 at PHI) ... Became first Lakers rookie since Magic Johnson (2/20/80) to record a 30-point double-double with 30 points and 10 rebounds on 11/17 vs. PHX ... Tallied first career double-double with 15 points and 10 rebounds on 10/27 vs. TOR ... Recorded eight points, four rebounds, one assist and two steals in his NBA debut on 10/19 vs. LAC ... Missed one game due to back spasms (11/29), one game due to right ankle sprain (3/14) and three games due to left ankle sprain (4/8-4/11)

**COLLEGE:** Appeared in a combined 96 games (64 starts) over three seasons at Utah, averaging 10.1 points, 5.5 rebounds and 1.5 assists in 21.0 minutes ... Reached double figures in scoring in 47 games, including 11 contests with 20+ points ... Recorded 19 double-doubles in his collegiate career ... 2016-17 (Utah): All-Pac-12 First Team and Pac-12 All-Defensive Honorable Mention selection ... USBWA All-District VIII Team ... Started all 29 games, averaging 16.4 points, 9.3 rebounds and 2.5 assists per game ... Ranked fourth in the Pac-12 in rebounds (9.3), fifth in points (16.4) and eighth in field goal percentage (.504) ... Scored in double figures in 26 of 29 games, including eight contests of 20+ points ... Had 15 double-doubles ... Scored a career-high 26 points 1/7 at Arizona State ... Pulled down a career-best 19 rebounds 11/12 versus Northwest Nazarene ... 2015-16 (Utah): Appeared in 36 games (35 starts), averaging 10.8 points, 5.7 rebounds and 1.4 assists per contest ... Scored in double figures in 19 of 36 games, including three games of 20+ points ... Had four double-doubles ... 2014-15 (Utah): Averaged 7.4 minutes in 31 appearances with the Utes as a freshman, averaging 3.3 points and 1.8 rebounds per game

**PERSONAL:** Son of Karri and Larry Kuzma ... Has two younger siblings, brother Andre and sister Briana ... Became the first Lakers player to be named NBA Las Vegas Summer League Championship MVP in 2017 after recording 30 points and 10 rebounds in the final game of the tournament ... Earned a degree from Utah in Sociology ... Cites graduating college as his greatest personal achievement ... Lists bowling as his favorite off-the-court activity and claims to have an average score of 190 ... Would likely be coaching basketball if he wasn't in the NBA ... Favorite musician is Drake ... Averaged 22 points and seven rebounds as a senior at Bentley High ... Participated in the team's annual Camp Lakers event in June in both 2017 & 2018





**HEIGHT: 7-0 // WEIGHT: 270**  
**BORN: 1/19/88 (FLINT, MI)**  
**COLLEGE: NEVADA**  
**HIGH SCHOOL: HALES FRANCISCAN (CHICAGO, IL)**  
**EXPERIENCE: 10 YEARS PRO**

# JAVALE MCGEE

7 // // CENTER

## CAREER REGULAR SEASON STATISTICS

Year	Team	G	GS	MIN	FG	FGA	PCT	3FG	3FGA	PCT	FT	FTA	PCT	OFF	DEF	TOT	A	PF	DO	STL	TO	BLK	PTS	AVG
08-09	WAS	75	14	1143	191	387	.494	0	0	---	107	162	.660	120	174	294	23	155	0	33	61	75	489	6.5
09-10	WAS	60	19	968	156	307	.508	0	1	.000	74	116	.638	88	155	243	14	122	2	16	51	101	386	6.4
10-11	WAS	79	75	2193	332	604	.550	0	3	.000	134	230	.583	223	411	634	38	232	2	41	102	193	798	10.1
11-12	WAS/DEN	61	45	1535	307	552	.556	0	0	---	77	167	.461	163	314	477	31	166	0	35	87	132	691	11.3
12-13	DEN	79	0	1433	303	527	.575	1	1	1.000	110	186	.591	158	223	381	24	184	1	30	90	157	717	9.1
13-14	DEN	5	5	79	17	38	.447	0	0	---	1	1	1.000	10	7	17	2	16	0	1	8	7	35	7.0
14-15	DEN/PHI	23	0	256	42	79	.532	0	0	---	22	33	.667	18	43	61	3	30	0	2	18	20	106	4.6
15-16	DAL	34	2	370	77	134	.575	0	1	.000	18	36	.500	53	80	133	3	49	0	5	21	26	172	5.1
16-17	GSW	77	10	739	208	319	.652	0	4	.000	56	111	.505	100	144	244	17	109	0	19	40	67	472	6.1
17-18	GSW	65	17	615	136	219	.621	0	6	.000	38	52	.731	59	110	169	33	91	1	21	27	57	310	4.8
<b>TOTALS</b>		<b>558</b>	<b>187</b>	<b>9331</b>	<b>1769</b>	<b>3166</b>	<b>.559</b>	<b>1</b>	<b>15</b>	<b>.067</b>	<b>637</b>	<b>1094</b>	<b>.582</b>	<b>992</b>	<b>1661</b>	<b>2653</b>	<b>188</b>	<b>1154</b>	<b>6</b>	<b>203</b>	<b>505</b>	<b>835</b>	<b>4176</b>	<b>7.5</b>

## CAREER POSTSEASON STATISTICS

Year	Team	G	GS	MIN	FG	FGA	PCT	3FG	3FGA	PCT	FT	FTA	PCT	OFF	DEF	TOT	A	PF	DO	STL	TO	BLK	PTS	AVG
11-12	DEN	7	0	181	23	53	.434	0	0	---	14	26	.538	23	44	67	5	21	0	5	4	22	60	8.6
12-13	DEN	6	2	112	18	31	.581	0	0	---	7	18	.389	17	14	31	0	17	0	4	11	6	43	7.2
15-16	DAL	2	0	14	1	2	.500	0	0	---	2	6	.333	2	1	3	0	3	0	1	3	0	4	2.0
16-17	GSW	16	1	149	41	56	.732	0	0	---	13	18	.722	22	26	48	4	31	0	2	8	15	95	5.9
17-18	GSW	13	9	158	39	58	.672	0	1	.000	6	9	.667	16	26	42	4	20	0	3	5	11	84	6.5
<b>TOTALS</b>		<b>44</b>	<b>12</b>	<b>614</b>	<b>122</b>	<b>200</b>	<b>.610</b>	<b>0</b>	<b>1</b>	<b>.000</b>	<b>42</b>	<b>77</b>	<b>.545</b>	<b>80</b>	<b>111</b>	<b>191</b>	<b>13</b>	<b>92</b>	<b>0</b>	<b>15</b>	<b>31</b>	<b>54</b>	<b>286</b>	<b>6.5</b>

## CAREER HIGHS

### REGULAR SEASON SINGLE-GAME HIGHS

Points.....28, 3/27/11, Washington at Golden State  
 Minutes.....51, 3/23/11, Washington at LA Clippers  
 Field Goals.....11, 1/14/12, Washington vs. Philadelphia (4 times)  
 Field Goal Attempts.....18, 2/10/12, Washington vs. Miami (twice)  
 Three-Point Field Goals.....1, 1/1/13, Denver vs. LA Clippers  
 Three-Point Attempts.....1, 2/6/18, Golden State vs. Oklahoma City (15 times)  
 Free Throws.....10, 3/27/11, Washington at Golden State  
 Free Throw Attempts.....16, 12/3/12, Denver vs. Toronto  
 Offensive Rebounds.....10, 11/23/10, Washington vs. Philadelphia  
 Defensive Rebounds.....14, 2/9/11, Washington vs. Milwaukee  
 Rebounds.....18, 1/14/12, Washington vs. Philadelphia (3 times)  
 Assists.....3, 3/19/18, Golden State at San Antonio (5 times)  
 Steals.....3, 1/6/13, Denver at L.A. Lakers (4 times)  
 Blocks.....12, 3/15/11, Washington at Chicago

### POSTSEASON SINGLE-GAME HIGHS

Points.....21, 5/8/12, Denver at L.A. Lakers  
 Minutes.....33, 5/8/12, Denver at L.A. Lakers  
 Field Goals.....9, 5/8/12, Denver at L.A. Lakers  
 Field Goal Attempts.....12, 5/8/12, Denver at L.A. Lakers (twice)  
 Three-Point Field Goals.....N/A  
 Three-Point Attempts.....1, 5/6/18, Golden State at New Orleans  
 Free Throws.....5, 4/14/18, Golden State vs. San Antonio  
 Free Throw Attempts.....6, 4/14/18, Golden State vs. San Antonio (5 times)  
 Offensive Rebounds.....7, 5/2/13, Denver at Golden State  
 Defensive Rebounds.....9, 5/4/12, Denver vs. L.A. Lakers  
 Rebounds.....15, 5/4/12, Denver vs. L.A. Lakers  
 Assists.....2, 4/16/18, Golden State vs. San Antonio (3 times)  
 Steals.....2, 4/16/18, Golden State vs. San Antonio (4 times)  
 Blocks.....6, 5/1/12, Denver at L.A. Lakers

## AT A GLANCE

- Is a two-time NBA champion (2017 & 2018)
- Has appeared in 558 career games (187 starts) for Golden State, Dallas, Philadelphia, Denver and Washington
- Owns career averages of 7.5 points, 4.8 rebounds and 1.5 blocks in 16.7 minutes
- Has shot 55.9 percent from the field in his career

**How Acquired:** Signed with the Lakers as a free agent on July 10, 2018

**2017-18:** (Golden State Warriors): NBA Champion ... Appeared in 65 games (17 starts), averaging 4.8 points and 2.6 rebounds in 9.5 minutes ... Shot 62.1 percent from the field (136-219) ... In 17 starts, averaged 6.8 points, 4.0 rebounds and 1.1 blocks in 13.8 minutes ... Led team in rebounds once ... Scored in double figures 11 times ... Scored a season-high 14 points with four rebounds and two blocks on 1/30 at UTA ... Inactive once ... DNP-CD 16 times ... Playoffs: Appeared in 13 games (nine starts), averaging 6.5 points and 3.2 rebounds in 12.2 minutes ... Moved into first on Warriors all-time playoffs field goal percentage list (minimum 100 attempts), shooting 70.2 percent from the field (80-114) ... Scored in double figures four times ... DNP-CD eight times

**CAREER:** Two-time NBA Champion (2017 & 2018) ... Has appeared in 558 NBA games (187 starts) for the Warriors, Mavericks, 76ers, Nuggets and Wizards ... Owns career averages of 7.5 points, 4.8 rebounds and 1.5 blocks in 16.7 minutes ... Has scored 10+ points in 180 games and 20+ in 15 games ... Owns one career triple-double and 49 career double-doubles ... **Playoffs:** Has appeared in 44 playoff games (12 starts) for the Warriors, Mavericks and Nuggets, averaging 6.5 points, 4.3 rebounds and 1.2 blocks in 14.0 minutes ... **Career Transactions:** Selected by the Washington Wizards with the 18th overall selection in the 2008 NBA Draft ... Acquired by the Denver Nuggets along with Ronny Turiaf as part of a three-team trade that sent Nene from Denver to Washington, Brian Cook and a 2015 second round pick from the LA Clippers to Washington and Nick Young from Washington to the LA Clippers on March 15, 2012 ... Acquired by the Philadelphia 76ers along with Chukwudiebere Maduabum and a 2016 first round draft pick in exchange for Cenk Akyol and cash on February 19, 2015 ... Waived by the 76ers on March 1, 2015 ... Signed as a free agent with the Dallas Mavericks on August 13, 2015 ... Waived by the Mavericks on July 8, 2016 ... Signed as a free agent with the Golden State Warriors on September 15, 2016 ... Re-signed with the Warriors on August 1, 2017 ... Signed as a free agent with the Los Angeles Lakers on July 10, 2018

**2016-17:** (Golden State Warriors): NBA Champion ... Appeared in 77 games (10 starts), averaging 6.1 points and 3.2 rebounds in 9.6 minutes ... Shot 65.2 percent from the field (208-319) ... In 10 starts, averaged 9.8 points and 5.2 rebounds ... Scored in double figures 16 times ... Scored a season-high 17 points (8-10 FG) with two rebounds, one assist and one block on 12/15 vs. NYK ... DNP-CD five times ... **Playoffs:** Appeared in 16 games (one start), averaging 5.9 points and 3.0 rebounds in 9.3 minutes ... Scored in double figures four times ... DNP-CD once

**2015-16:** (Dallas Mavericks): Appeared in 34 games (two starts), averaging 5.1 points and 3.9 rebounds in 10.9 minutes ... Talled one double-double ... Scored in double figures five times ... Scored a season-high 13 points with 11 rebounds, two steals and two blocks on 1/5 vs. SAC ... Inactive 25 times, including the first 13 games (10/28-11/20) recovering from a left tibia stress fracture ... DNP-CD 23 times ... **Playoffs:** Appeared in two games, averaging 2.0 points and 1.5 rebounds in 7.0 minutes ... DNP-CD three times

**2014-15:** (Denver Nuggets/Philadelphia 76ers): Appeared in 23 games (zero starts), averaging 4.6 points and 2.7 rebounds in 11.1 minutes ... Traded to the 76ers on 2/19 ... Averaged 3.0 points and 2.2 rebounds in six appearances for the 76ers ... Averaged 5.2 points, 2.8 rebounds and 1.1 blocks in 17 appearances for the Nuggets ... Scored in double figures twice ... Scored a season-high 16 points with four rebounds and four blocks on 11/3 vs. SAC ... Inactive 28 times ... DNP-CD five times ... Missed three games with a left lower leg strain (12/17-12/10)

**2013-14:** (Denver Nuggets): Appeared in five games (five starts), averaging 7.0 points, 3.4 rebounds and 1.4 blocks in 15.8 minutes ... Scored in double figures once ... Talled a season-high 14 points along with three rebounds, one steal and two blocks on 11/7 vs. ATL ... Missed the final 77 games of the season (11/11-4/16) with a left tibia stress fracture

**2012-13:** (Denver Nuggets): Appeared in 79 games (zero starts), averaging 9.1 points, 4.8 rebounds and 2.0 blocks in 18.1 minutes ... Shot 57.5 percent from the field (303-527) ... Ranked third in the NBA in field goal percentage (.575) and eighth in blocks per game (2.0) ... Talled two double-doubles ... Scored in double figures 33 times, including two games of 20+ points ... Scored a season-high 21 points (10-11 FG) with 11 rebounds, two steals and three blocks on 3/27 at SAS ... **Playoffs:** Appeared in six games (two starts), averaging 7.2 points, 5.2 rebounds and 1.0 blocks in 18.7 minutes ... Scored in double figures once

**2011-12:** (Washington Wizards/Denver Nuggets): Appeared in 61 games (45 starts), averaging a career-high 11.3 points, 7.8 rebounds and 2.2 blocks in 25.5 minutes ... Shot 55.6 percent from the field (307-552) ... Ranked second in the NBA in blocks per game (2.2) and fifth in field goal percentage (.556) ... Talled 15 double-doubles ... Scored in double figures 35 times, including five games of 20+ points ... Traded to the Nuggets on 3/15 ... Averaged 10.3 points, 5.8 rebounds and 1.6 blocks in 20 appearances (five starts) with the Nuggets ... Averaged 11.9 points, 8.8 rebounds and 2.5 blocks in 41 appearances (40 starts) with the Wizards ... Scored a season-high 24 points with 13 rebounds, one assist and one block on 2/10 vs. MIA ... Finished with 23 points (11-13 FG), a career-high-lying 18 rebounds, two assists, one steal and five blocks on 1/14 vs. PHI ... DNP two games (3/17-3/19) while waiting completion of trade ... **Playoffs:** (Denver Nuggets): Appeared in seven games, averaging 8.6 points, 9.6 rebounds and 3.1 blocks in 25.9 minutes ... Scored in double figures twice ... Talled 21 points, 14 rebounds, one assist and two blocks on 5/8 at LAL ... Recorded 16 points, 15 rebounds, two assists, two steals and three blocks on 5/4 vs. LAL



**2010-11:** (Washington Wizards): Appeared in 79 games (75 starts), averaging 10.1 points, a career-high 8.0 rebounds and a career-high 2.4 blocks in 27.8 minutes ... Shot 55.0 percent from the field (332-604) ... Ranked second in the NBA in blocks per game (2.4) and seventh in field goal percentage (.550) ... Tallied 21 double-doubles ... Tallied one triple-double ... Scored in double figures 42 times, including six games with 20+ points ... Scored career-high 28 points (9-12 FG, 10-11 FT) with a career-high-tying 18 rebounds and five blocks on 3/27 at GSW ... Recorded first career triple-double with 11 points, 12 rebounds and a career-high 12 blocks on 3/15 at CHI ... His block total was the most blocks by an NBA player since 2000-01 and the most in a triple-double effort since Shawn Bradley in 1998 ... Had 18 points, 17 rebounds and one steal on 2/25 at MIA ... Registered 16 points, 17 rebounds, one assist and three blocks on 2/9 vs. MIL ... Tallied 24 points, a career-high 18 rebounds, two assists, two steals and four blocks on 11/23 vs. PHI ... Missed two games with flu-like symptoms (1/28-1/29) and one game due to team suspension (12/26)


**2009-10:** (Washington Wizards): Appeared in 60 games (19 starts), averaging 6.4 points, 4.1 rebounds and 1.7 blocks in 16.1 minutes ... Shot 50.8 percent from the field (156-307) ... Tallied six double-doubles ... Scored in double figures 17 times, including two games of 20+ points ... Scored a season-high 25 points with 15 rebounds, one assist and three blocks on 4/6 vs. GSW ... DNP-CD 22 times

**2008-09:** (Washington Wizards): Appeared in 75 games (14 starts), averaging 6.5 points, 3.9 rebounds and 1.0 blocks in 15.2 minutes ... Tallied four double-doubles ... Scored in double figures 18 times ... In first career start, tallied five points, five rebounds and one steal on 11/19 at ATL ... In NBA debut, tallied two rebounds and one block in nine minutes on 10/29 vs. NJN ... DNP-CD seven times

**COLLEGE:** Appeared in 66 games (31 starts) across two seasons at Nevada, averaging 8.7 points, 4.8 rebounds and 1.8 blocks in 18.7 minutes ... Finished his collegiate career ranked fourth on Nevada's all-time blocks list (122) ... Connected on 54.2 percent (234-432) of his shots from the field at Nevada ... 2007-08 (Nevada): Earned Second Team All-WAC honoree ... WAC All-Defensive Team selection ... Led the conference in blocks per game (2.8) as a sophomore ... Appeared in 33 games (31 starts), averaging 14.1 points, 7.3 rebounds and 2.8 blocks in 27.3 minutes per game ... 2006-07 (Nevada): Appeared in 33 games, averaging 3.3 points and 2.2 rebounds

**PERSONAL:** Mother, Pamela McGee, was an All-American basketball player at USC who also played and coached in the WNBA... Was the first son of a WNBA player to be drafted in the NBA ... Father, George Montgomery, played collegiately at Illinois and was a second round pick of the Portland Trail Blazers in 1985... Co-founded Juglife, which promotes a healthy and active lifestyle by encouraging people to drink more water, and has helped build water wells in Africa, including a well at a school in Uganda, to provide access to clean water ... Took part in the NBA Africa Game 2018 as part of Team World ... Brought the Larry O'Brien Championship Trophy to his hometown of Flint, Michigan, for a parade on September 6, 2017, which was declared "JaVale McGee Day" by the mayor... Hosted his seventh annual Turkey Giveaway in November 2017, where he helped distribute 500 turkeys to families in need, disabled veterans and seniors in Oakland, Los Angeles and his hometown, Flint ... Pledged to help Flint families and hosted the "Flint PAL Night" benefitting the Flint Police Activities League at the Detroit vs. Dallas game on 4/1/16... Was an early entry candidate in the 2008 NBA Draft ... Attended Detroit Country Day HS and Providence Christian HS in Michigan before playing his senior season at Hales Franciscan in Chicago ... Enjoys playing chess and video games

**HEIGHT:** 6-8 // **WEIGHT:** 205  
**BORN:** 6/10/97 (CHERKASY, UKRAINE)  
**COLLEGE:** KANSAS  
**HIGH SCHOOL:** CHERKASY FIRST CITY GYMNASIA (CHERKASY, UKRAINE)  
**EXPERIENCE:** ROOKIE



**SVIATOSLAV MYKHAILIUK**

10 /// FORWARD

**COLLEGIATE CAREER STATISTICS**

Year	Team	G	GS	MIN	FG	FGA	PCT	3FG	3FGA	PCT	FT	FTA	PCT	OFF	DEF	TOT	A	PF	STL	TO	BLK	PTS	AVG
16-17	Kansas	26	6	291	26	85	.306	15	52	.288	5	6	.833	8	23	31	17	17	8	15	1	72	2.8
15-16	Kansas	35	0	449	67	149	.450	37	92	.402	17	25	.680	12	35	47	32	42	12	26	5	188	5.4
16-17	Kansas	36	25	984	124	280	.443	70	176	.398	33	47	.702	29	80	109	46	71	31	40	9	351	9.8
17-18	Kansas	39	39	1346	205	472	.434	115	259	.444	45	56	.804	44	109	153	107	97	46	65	12	570	14.6
<b>TOTALS</b>		<b>136</b>	<b>70</b>	<b>3070</b>	<b>422</b>	<b>986</b>	<b>.428</b>	<b>237</b>	<b>579</b>	<b>.409</b>	<b>100</b>	<b>134</b>	<b>.746</b>	<b>93</b>	<b>247</b>	<b>340</b>	<b>202</b>	<b>227</b>	<b>97</b>	<b>146</b>	<b>27</b>	<b>1181</b>	<b>8.7</b>

**CAREER HIGHS**

**COLLEGIATE SINGLE-GAME HIGHS**

Points.....	27, 11/17/17, Kansas vs. South Dakota State
Minutes.....	43, 2/4/17, Kansas vs. Iowa State
Field Goals.....	10, 12/18/17, Kansas vs. Omaha (twice)
Field Goal Attempts.....	19, 1/23/18, Kansas at Oklahoma
Three-Point Field Goals.....	6, 1/23/18, Kansas at Oklahoma (4 times)
Three-Point Attempts.....	13, 1/23/18, Kansas at Oklahoma
Free Throws.....	5, 2/24/18, Kansas at Texas Tech (3 times)
Free Throw Attempts.....	6, 2/24/18, Kansas at Texas Tech (5 times)
Offensive Rebounds.....	5, 12/6/16, Kansas vs. UMKC
Defensive Rebounds.....	7, 1/29/18, Kansas at Kansas State
Rebounds.....	9, 1/10/17, Kansas at Oklahoma
Assists.....	7, 1/24/17, Kansas at West Virginia
Steals.....	4, 11/24/17, Kansas vs. Oakland (twice)
Blocks.....	2, 2/3/18, Kansas vs. Oklahoma State

**AT A GLANCE**

- Has appeared in 136 career games (70 starts) in four seasons at Kansas
- 2018 All-Big 12 Second Team selection
- Selected by the Lakers with the 47th overall pick in the 2018 NBA Draft

2  
0  
1  
8  
-  
2  
0  
1  
9  
  
L  
O  
S  
A  
N  
G  
E  
L  
E  
S  
  
L  
A  
K  
E  
R  
S



**HOW ACQUIRED:** Selected by the Lakers with the 47th overall pick in the 2018 NBA Draft

**INTERNATIONAL:** Played two games with the Ukrainian National Team as part of the FIBA World Cup Qualifiers in 2018, averaging 18.5 points, 4.0 rebounds, 2.5 assists and 2.5 steals in 26.2 minutes ... Played six nine games at the European Championships U18 Division B in 2014, where he averaged 16.0 points, 4.7 rebounds, 1.1 assists and 2.0 steals ... Played four games with the Ukrainian National Team as part of the 2014 FIBA Basketball World Cup, averaging 1.8 points and 1.2 rebounds in 8.3 minutes ... Played six games at the Albert Schweitzer Tournament in Germany in 2014, averaging 16.0 points, 5.0 rebounds, 1.0 assists and 1.8 steals ... Appeared in 23 games for the SK Cherkasy Monkeys during the 2013-14 season, where he averaged 5.8 points, 2.0 rebounds and 1.6 assists ... Played nine games at the European Championships U16 Division A in 2013, averaging 25.2 points, 8.0 rebounds, 3.4 assists and 3.3 steals ... Played seven games at the European Championships U16 in 2012, averaging 7.6 points, 3.1 rebounds and 1.1 steals

**COLLEGE:** Appeared in 136 games (70 starts) over four seasons at Kansas, averaging 8.7 points, 2.5 rebounds and 1.5 assists in 22.6 minutes ... Scored in double figures in 61 games, including 12 games of 20+ ... 2017-18 (Kansas): 2018 All-Big 12 Second Team selection ... In 39 games (all starts), averaged 14.6 points, 3.9 rebounds, 2.7 assists and 1.2 steals in 34.5 minutes ... Shot 44.4 percent from three-point range (115-259) ... Tallied one double-double ... Scored in double figures 32 times, including 10 games of 20+ ... Scored a career-high 27 points along with five rebounds, one assist and four steals on 11/17 vs. South Dakota State ... Set the Kansas single-season record with 115 three-point field goals made ... Ranked first in the Big 12 in three-point field goal percentage (.444), second in three-pointers made (115), fourth in field goals (205), sixth in points (570) and 10th in steals (46) ... Was the only player in the Big 12 to rank third or higher in both three-pointers made and three-point field goal percentage ... 2016-17 (Kansas): In 36 games (25 starts), averaged 9.8 points, 3.0 rebounds and 1.3 assists in 27.3 minutes ... Shot 39.8 percent from three-point range (70-176) ... Scored in double figures 19 times, including one game of 20+ ... Scored a season-high 20 points along with six rebounds, two assists and two steals on 12/22 at UNLV ... 2015-16 (Kansas): In 35 games (zero starts), averaged 5.4 points and 1.3 rebounds in 12.8 minutes ... Shot 40.2 percent from three-point range (37-92) ... Scored in double figures seven times, including one game of 20+ ... Scored a season-high 23 points with three rebounds and one assist on 3/17 vs. Austin Peay ... 2014-15 (Kansas): In 26 games (six starts), averaged 2.8 points and 1.2 rebounds in 11.2 minutes ... Scored in double figures three times ... Scored a season-high 11 points with four rebounds and one steal on 11/30 vs. Michigan State ... In first collegiate start, tallied 10 points, five rebounds and two assists on 11/24 vs. Rider

**PERSONAL:** Name pronounced "svee-AT-uh-slahv muh-KIE-luke" ... Goes by nickname "Svi" ... Born in Cherkasy, Ukraine ... Son of Inna and Iurri Mykhailiuk ... Mother is a high school biology teacher ... Father is a college history professor ... Fluent in three languages (Russian, Ukrainian and English) ... Earned Kansas's Danny Manning Mr. Jayhawk Award in 2018 ... Two-time Academic All-Big 12 award winner ... If he wasn't a basketball player, he would want to play professional soccer ... If he could meet anyone, it would be Kevin Hart ... Represented his home country of Ukraine at the 2018 FIBA World Cup European qualifiers ... Led the Ukrainian U-20 National Team in scoring at the 2016 FIBA Europe Championship ... Began his college career at 17 years old and was the youngest player in Big 12 history ... Attended high school at Cherkasy First City Gymnasia, also lettering in soccer and ping pong

HEIGHT: 6-1 // WEIGHT: 186  
 BORN: 2/22/86 (LOUISVILLE, KY)  
 COLLEGE: KENTUCKY  
 HIGH SCHOOL: OAK HILL ACADEMY (MOUTH OF WILSON, VA)  
 EXPERIENCE: 12 YEARS PRO



**RAJON RONDO**  
 9 /// GUARD

**CAREER REGULAR SEASON STATISTICS**

Year	Team	G	GS	MIN	FG	FGA	PCT	3FG	3FGA	PCT	FT	FTA	PCT	OFF	DEF	TOT	A	PF	DO	STL	TO	BLK	PTS	AVG
06-07	BOS	78	25	1831	188	450	.418	6	29	.207	119	184	.647	74	218	292	297	181	1	128	137	8	501	9.9
07-08	BOS	77	77	2306	351	713	.492	5	19	.263	107	175	.611	78	244	322	393	187	1	129	147	13	814	12.7
08-09	BOS	80	80	2642	383	759	.505	15	48	.313	172	268	.642	100	316	416	659	193	0	149	209	11	953	13.0
09-10	BOS	81	81	2963	459	904	.508	17	80	.213	175	282	.621	100	260	360	794	198	0	189	246	11	1110	13.5
10-11	BOS	68	68	2527	318	670	.475	10	43	.233	75	132	.568	87	210	297	760	120	0	153	234	11	721	10.3
11-12	BOS	53	53	1957	256	572	.448	10	42	.238	108	181	.597	62	195	257	620	99	0	95	193	3	360	11.6
12-13	BOS	38	38	1423	225	465	.484	12	50	.240	60	96	.645	43	169	212	420	96	1	70	148	9	522	13.2
13-14	BOS	30	30	998	141	350	.403	26	90	.289	42	67	.627	22	142	164	294	65	0	40	99	2	350	12.6
14-15	BOS/DAL	68	68	2018	275	645	.426	27	86	.314	31	78	.397	73	300	373	538	153	1	91	210	7	608	10.8
15-16	SAC	72	72	2537	355	782	.454	62	170	.365	87	150	.580	77	358	435	839	175	1	141	278	10	859	12.2
16-17	CHI	69	42	1843	229	561	.408	50	133	.376	30	50	.600	73	282	355	461	144	0	99	169	11	538	10.5
17-18	NOP	65	63	1705	231	494	.468	50	150	.333	25	46	.543	31	232	263	533	119	0	70	151	10	537	8.3
<b>TOTALS</b>		<b>779</b>	<b>697</b>	<b>24750</b>	<b>3411</b>	<b>7365</b>	<b>.463</b>	<b>290</b>	<b>940</b>	<b>.309</b>	<b>1031</b>	<b>1706</b>	<b>.604</b>	<b>820</b>	<b>2926</b>	<b>3746</b>	<b>6608</b>	<b>1730</b>	<b>5</b>	<b>1354</b>	<b>2221</b>	<b>106</b>	<b>8143</b>	<b>10.5</b>

**CAREER POSTSEASON STATISTICS**

Year	Team	G	GS	MIN	FG	FGA	PCT	3FG	3FGA	PCT	FT	FTA	PCT	OFF	DEF	TOT	A	PF	DO	STL	TO	BLK	PTS	AVG
07-08	BOS	26		831	107	263	.407	5	20	.250	47	68	.691	39	68	107	172	74	0	45	47	8	266	10.2
08-09	BOS	14		577	93	223	.417	6	24	.250	44	67	.657	32	104	136	137	47	0	35	38	3	236	16.9
09-10	BOS	24		975	151	326	.463	9	24	.375	68	114	.596	38	96	134	223	57	0	46	72	3	379	15.8
10-11	BOS	9		345	51	107	.477	0	3	.000	24	38	.632	11	38	49	86	16	0	10	33	0	126	14.0
11-12	BOS	19		810	141	301	.468	8	30	.267	39	56	.696	35	93	128	227	40	0	45	72	2	329	17.3
14-15	DAL	2		37	9	20	.450	1	2	.500	0	0	--	1	1	2	6	6	0	0	2	0	19	9.5
16-17	CHI	2		67	11	26	.423	0	6	.000	1	2	.500	7	10	17	20	6	0	7	4	1	23	11.5
17-18	NOP	9	9	302	38	92	.413	8	19	.421	9	14	.643	9	59	68	110	20	0	13	33	2	93	10.3
<b>TOTALS</b>		<b>105</b>	<b>105</b>	<b>3944</b>	<b>601</b>	<b>1358</b>	<b>.443</b>	<b>37</b>	<b>128</b>	<b>.289</b>	<b>232</b>	<b>359</b>	<b>.646</b>	<b>172</b>	<b>469</b>	<b>641</b>	<b>981</b>	<b>266</b>	<b>0</b>	<b>201</b>	<b>301</b>	<b>19</b>	<b>1471</b>	<b>14.0</b>





**CAREER HIGHS**

**REGULAR SEASON SINGLE-GAME HIGHS**

Points.....	35, 2/15/12, Boston vs. Detroit
Minutes.....	53, 12/12/12, Boston vs. Dallas
Field Goals.....	15, 2/15/12, Boston vs. Detroit
Field Goal Attempts.....	27, 2/15/12, Boston vs. Detroit
Three-Point Field Goals.....	5, 1/2/15, Dallas at Boston
Three-Point Attempts.....	7, 1/28/18, New Orleans vs. LA Clippers (5 times)
Free Throws.....	11, 4/8/09, Boston vs. New Jersey (twice)
Free Throw Attempts.....	15, 12/15/08, Boston vs. Utah
Offensive Rebounds.....	6, 3/24/10, Boston vs. Denver (3 times)
Defensive Rebounds.....	13, 3/4/12, Boston vs. New York (twice)
Rebounds.....	17, 3/4/12, Boston vs. New York
Assists.....	25, 12/27/17, New Orleans vs. Brooklyn
Steals.....	8, 3/23/11, Boston vs. Memphis
Blocks.....	3, 12/7/12, Boston at Philadelphia (twice)

**POSTSEASON SINGLE-GAME HIGHS**

Points.....	44, 5/30/12, Boston at Miami
Minutes.....	58, 4/30/09, Boston at Chicago
Field Goals.....	16, 5/30/12, Boston at Miami
Field Goal Attempts.....	24, 5/30/12, Boston at Miami
Three-Point Field Goals.....	3, 5/1/18, New Orleans at Golden State
Three-Point Attempts.....	4, 5/1/18, New Orleans at Golden State (3 times)
Free Throws.....	12, 5/1/10, Boston at Cleveland
Free Throw Attempts.....	16, 5/9/10, Boston vs. Cleveland
Offensive Rebounds.....	7, 4/20/09, Boston vs. Chicago
Defensive Rebounds.....	14, 5/9/10, Boston vs. Cleveland
Rebounds.....	18, 5/9/10, Boston vs. Cleveland
Assists.....	21, 5/4/18, Boston vs. Golden State
Steals.....	6, 6/17/08, Boston vs. L.A. Lakers
Blocks.....	2, 5/2/09, Boston vs. Chicago (twice)

**AT A GLANCE**

- One-time NBA Champion (2008)
- All-NBA Third Team selection in 2012
- Four-time NBA All-Star
- Has been named to the NBA's All-Defensive Team four times, including two First Team nods
- Has appeared in 779 career games (697 starts) for New Orleans, Chicago, Sacramento, Dallas and Boston
- Holds career averages of 10.5 points, 4.8 rebounds, 8.5 assists and 1.7 steals in 31.8 minutes
- Enters the season ranked 23rd on the NBA's all-time assists list (6,608)
- Has led the NBA in assists three times

**HOW ACQUIRED:** Signed with the Lakers as a free agent on July 6, 2018

**2017-18:** (New Orleans Pelicans): Appeared in 65 games (63 starts), averaging 8.3 points, 4.0 rebounds, 8.2 assists and 1.1 steals in 26.2 minutes ... Ranked fourth in the NBA in assists per game (8.2) ... Led the team in assists 36 times, steals 16 times and blocks twice ... Tallied two triple-doubles ... Notched 15 double-doubles ... Scored in double figures 24 times, including two games with 20+ points ... Recorded 22 games with double-digit assists, including five games with 15+ and one game with 25+ ... Added 12 points, 17 assists, four rebounds and two steals 4/7 at GSW, passing Derek Harper for No. 23 on the NBA's all-time assists list ... Registered 12 points, five rebounds, 17 assists and five steals on 3/13 vs. CHO, becoming the oldest player to record at least 10 points, 15 assists, five rebounds and five steals in a game since 1976 (Rick Barry) ... Scored a season-high 25 points (11-16 FG) with 10 rebounds, 12 assists and one block on 2/10 at BKN for 31st career triple-double ... Recorded two points, seven rebounds, a career-high 25 assists and one steal on 12/27 vs. BKN, becoming the first player with at least 25 assists since 1996 (Jason Kidd) and the first player ever to do so in 30 minutes or less ... His 25 assists was an NBA season-high in 2017-18 ... Notched 30th career triple-double with 13 points, 12 rebounds and 12 assists on 12/11 at HOU ... Missed 13 games (10/18-11/11) with a left core muscle injury, two games with a right wrist sprain (3/24-3/27) and two games due to rest (1/28, 3/17) ... **Playoffs:** Appeared in nine games (nine starts), averaging 10.3 points, 7.6 rebounds, 12.2 assists and 1.4 steals in 33.6 minutes ... Tallied four double-doubles ... Scored in double figures four times ... Registered six games with double-digit assists, including three games with 15+ and one game with 20+ ... Tallied four points, 10 rebounds, 21 assists and one steal on 5/4 vs. GSW ... Recorded 22 points, seven rebounds, 12 assists and five steals on 5/1 at GSW

**CAREER:** NBA Champion (2008) ... All-NBA Third Team selection (2012) ... NBA All-Rookie selection (2007) ... Has earned NBA All-Defensive Team honors four times (First Team in 2010 and 2011; Second Team in 2009 and 2012) ... Named an NBA All-Star four times (2010, 2011, 2012 and 2013) ... Captured the NBA assists title three times (2012, 2013 and 2016) ... Captured the NBA steals title once (2010) ... Has appeared in 779 NBA games (697 starts) for the Pelicans, Bulls, Kings, Mavericks and Celtics ... Owns career averages of 10.5 points, 4.8 rebounds, 8.5 assists and 1.7 steals in 31.8 minutes ... Enters the season ranked 23rd on the NBA all-time assists list (6,608) and fourth among active players ... Has scored 10+ points in 395 games, 20+ in 76 games and 30+ in seven games ... Has recorded 10+ assists in 311 games and 20+ in nine games ... Owns 31 career triple-doubles and 220 career double-doubles ... **Playoffs:** Has appeared in 105 playoff games (105 starts) for the Pelicans, Bulls, Mavericks and Celtics, averaging 14.0 points, 6.1 rebounds, 9.3 assists and 1.9 steals in 37.6 minutes ... Has scored 10+ points in 75 playoff games, 20+ in 23 playoff games, 30+ in two playoff games and 40+ once ... Has recorded 10+ assists in 48 playoff games and 20+ twice ... Owns 10 career playoff triple-doubles and 42 career playoff double-doubles ... **Career Transactions:** Selected by the Phoenix Suns with the 21st overall selection in the 2006 NBA Draft ... Acquired by the Boston Celtics along with Brian Grant in exchange for a 2007 first round draft pick on June 28, 2006 ... Acquired by the Dallas Mavericks along with Dwight Powell in exchange for Jae Crowder, Jameer Nelson, Brandon Wright, a 2016 first round draft pick and a 2016 second round draft pick on December 18, 2014 ... Signed as a free agent with the Sacramento Kings on July 13, 2015 ... Signed as a free agent with the Chicago Bulls on July 7, 2016 ... Waived by the Bulls on June 30, 2017 ... Signed as a free agent with the New Orleans Pelicans on July 19, 2017 ... Signed as a free agent with the Los Angeles Lakers on July 6, 2018

**2016-17:** (Chicago Bulls): Appeared in 69 games (42 starts), averaging 7.8 points, 5.1 rebounds, 6.7 assists and 1.4 steals in 26.7 minutes ... Notched one triple-double ... Tallied six double-doubles ... Scored in double figures 23 times, including three games of 20+ points ... Registered 11 games with double-digit assists, including one game with 15+ ... Scored a season-high 25 points with 11 rebounds, six assists and three steals on 4/1 vs. ATL ... Recorded 6,000th career assist in a 24-point, eight-assist effort on 3/21 at TOR, becoming the 34th player in league history to accomplish the milestone ... Recorded 15 points, 10 rebounds, 12 assists and three steals on 12/2 vs. CLE for 29th career triple-double ... DNP-CD five times ... Missed two games with a left ankle sprain (11/15-11/17), two games with a left ankle sprain (12/13, 3/6), three games with a right wrist sprain (4/6-4/10) and one game due to team suspension (12/5) ... **Playoffs:** Appeared in two games (two starts), averaging 11.5 points, 8.5 rebounds, 10.0 assists and 3.5 steals in 33.5 minutes ... Tallied one double-double ... Scored in double figures twice ... Registered one game with double-digit assists ... Missed five games (4/21-4/28) with a fractured right thumb

## RAJON RONDO

**2015-16:** (Sacramento Kings): Appeared in 72 games (72 starts), averaging 11.9 points, 6.0 rebounds, 11.7 assists and 2.0 steals in 35.2 minutes ... Ranked first in the NBA in assists per game (11.7) and seventh in steals per game (2.0) ... His assist average tied his single-season career high ... Notched six triple-doubles and 37 double-doubles ... Scored in double figures 45 times, including seven games of 20+ points ... Registered 51 games with double-digit assists, including 19 games with 15+ and two games with 20+ ... Scored a season-high 27 points with 10 rebounds, 12 assists and two steals on 4/5 vs. POR for 28th career triple-double ... Talled 11 points, 10 rebounds, 10 assists, two steals and one block on 12/3 vs. IND for 27th career triple-double ... Notched 26th career triple-double with 12 points, 12 rebounds and 10 assists on 11/18 at ATL ... Registered 25th career triple-double with 23 points, 10 rebounds, 14 assists and two steals on 11/13 vs. BKN ... Recorded 24th career triple-double with 14 points, 11 rebounds, 15 assists and three steals on 11/11 vs. DET ... Finished with 14 points, 12 rebounds, 15 assists and four steals on 11/7 vs. GSW for 23rd career triple-double ... Missed one game with a lower back spasm (1/5), one game due to right thumb tendinitis (2/26), one game due to right first MTP joint sprain, turf toe, right thumb sprain and right shoulder contusion (3/16), six games due to rest (3/28, 4/2, 4/7-4/13) and one game due to NBA suspension (12/15)

**2014-15:** (Boston Celtics/Dallas Mavericks): Appeared in 68 games (68 starts), averaging 8.9 points, 5.5 rebounds, 7.9 assists and 1.3 steals in 29.7 minutes ... Ranked fifth in the NBA in assists per game (7.9) ... Averaged 8.3 points, 7.5 rebounds, 10.8 assists and 1.7 steals in 22 appearances (22 starts) with the Celtics ... Traded to the Mavericks on 12/18 ... Averaged 9.3 points, 4.5 rebounds, 6.5 assists and 1.2 steals in 46 appearances (46 starts) with the Mavericks ... Notched three triple-doubles and 15 double-doubles ... Scored in double figures 29 times, including four games of 20+ points ... Registered 20 games with double-digit assists, including six games with 15+ ... Scored a season-high 29 points with six rebounds, five assists and one steal on 1/2 at BOS ... Registered 22nd career triple-double with 12 points, 10 rebounds and 10 assists on 12/10 at CHO ... Finished with 13 points, 13 rebounds, 11 assists and three steals on 12/7 vs. WAS for 21st career triple-double ... Talled six points, eight rebounds, 16 assists and three steals on 11/14 vs. CLE to move into fourth place on the Celtics' all-time assists list ... Recorded 20th career triple-double with 13 points, 10 rebounds and 15 assists on 11/5 vs. TOR ... Missed one game due to a left hand procedure (11/8), one game with left Achilles soreness (1/14), six games with a left orbital fracture/nasal fracture (2/2-2/11), one game due to team suspension (2/25) and one game due to rest (4/10) ... **Playoffs:** (Dallas Mavericks): Appeared in two games (two starts), averaging 9.5 points, 1.0 rebounds and 3.0 assists in 18.5 minutes ... Scored in double figures once ... Inactive for three games

**2013-14:** (Boston Celtics): Appeared in 30 games (30 starts), averaging 8.9 points, 5.5 rebounds, 7.9 assists and 1.3 steals in 29.7 minutes ... Led the team in scoring four times, rebounds four times, assists 27 times, steals nine times and blocks once ... Talled one triple-double ... Notched 13 double-doubles ... Scored in double figures 17 times, including two games of 20+ points ... Registered 17 games with double-digit assists, including four games with 15+ ... Finished with 11 points, 11 rebounds and 16 assists on 4/4/14 vs. PHI for 19th career triple-double ... Scored 22 points with 11 assists and three steals on 2/26 vs. ATL ... Missed 39 games due to rehab from a torn ACL right knee (10/30-1/13), two games due to a bruised left shin (4/11-4/12) and one game due to a strained left hamstring (4/16)

**2012-13:** (Boston Celtics): Appeared in 38 games (38 starts), averaging 13.7 points, 5.6 rebounds, 11.1 assists and 1.8 steals in 37.4 minutes ... Named an NBA All-Star ... Ranked first in the NBA in assists per game (11.1) ... Tied a career-best 13.7 points per game on the season ... Talled five triple-doubles ... Notched 20 double-doubles ... Scored in double figures 27 times, including seven games of 20+ points and one 30-point game ... Registered 27 games with double-digit assists, including seven games with 15+ and two games with 20+ ... Extended his streak of double-digit assist games to 37 in the first 14 games of the season, the second-longest streak in NBA history (Earvin Johnson, 44) ... Also extended his streak of games with 11+ assists to 28 in the first six games of the season, the longest such streak in NBA history ... Recorded 16 points, 10 rebounds, 11 assists and one steal on 1/25 at ATL for 18th career triple-double ... Talled 17th career triple-double with 23 points, 10 rebounds, 11 assists and three steals on 1/24 vs. NYK ... Scored a season-high 30 points with two rebounds, seven assists and two steals on 1/18 vs. CHI ... Registered 16th career triple-double with 17 points, 10 rebounds and 12 assists on 1/14 vs. CHA ... Recorded 14 points, 11 rebounds, 10 assists and three assists on 1/5 at ATL for 15th career triple-double ... Finished with 16 points, nine rebounds, 15 assists, three steals and one block on 12/12 vs. DAL ... Talled 16 points, 13 rebounds, 14 assists, three steals and three blocks on 12/7 at PHI for 14th career triple-double; moved to third place all-time on the Celtics' all-time steals list ... Missed 44 games with a torn ACL in his right knee (1/27-4/17), one game with a sprained right ankle (11/15), one game with a bruised right hip (12/29) and three games due to an NBA suspension (11/30-12/1, 1/7) ... **Playoffs:** Inactive for six games

**2011-12:** (Boston Celtics): Appeared in 53 games (53 starts), averaging 11.9 points, 4.8 rebounds, 11.7 assists and 1.8 steals in 36.9 minutes ... Named an NBA All-Star ... Ranked first in the NBA in assists per game (11.7), the best single-season average of his career ... Talled six triple-doubles ... Notched 21 double-doubles ... Scored in double figures 29 times, including eight games with 20+ points and three games with 30+ ... Registered 39 games with double-digit assists, including 11 games with 15+ and two games with 20+ ... Recorded at least 10 assists in each of the final 24 games of the regular season, the longest single-season streak of his career ... Notched 10 points, 10 rebounds, 20 assists and two steals on 4/11 vs. ATL for 13th career triple-double ... Finished with 16 points, 11 rebounds and 14 assists on 4/1 vs. MIA for 12th career triple-double ... Scored 18 points with a career-high 17 rebounds, 20 assists, one steal and one block on 3/4 vs. NYK for 11th career triple-double ... Recorded 15 points, 11 rebounds and 10 assists on 2/29 vs. MIL for 10th career triple-double ... Scored a career-high 35 points with five rebounds, six assists and four steals on 2/15 vs. DET ... Registered 32 points, 10 rebounds, 15 assists and two steals for ninth career triple-double on 2/12 vs. CHI ... Talled eighth career triple-double with 18 points, 11 rebounds and 14 assists on 1/11/12 at WAS ... Scored 31 points with five rebounds, 13 assists and five steals on Christmas Day at NYK ... Missed eight games with a sprained right wrist (1/20-2/1), two games due to an NBA suspension (2/20-2/22) and three games with a sore lower back (4/18-4/24) ... **Playoffs:** Appeared in 19 games (19 starts), averaging 17.3 points, 6.7 rebounds, 11.9 assists and 2.4 steals in 42.6 minutes ... Notched four triple-doubles ... Talled 14 double-doubles ... Scored in double figures 16 times, including seven games with 20+ points and one 40-point game ... Registered 16 games with double-digit assists, including four games with 15+ ... Talled 22 points, 10 rebounds and 14 assists on 6/9 at MIA ... Scored a playoff-career-high 44 points (16-24 FG, 10-12 FT) with eight rebounds, 10 assists and three steals on 5/30 at MIA ... Notched 18 points, 10 rebounds, 10 assists and three steals on 5/26 vs. PHI ... Finished with 13 points, 12 rebounds, 17 assists and four steals on 5/12 vs. PHI ... Recorded 17 points, 14 rebounds, 12 assists and four steals on 5/4 vs. ATL



**2010-11:** (Boston Celtics): Appeared in 68 games (68 starts), averaging 10.6 points, 4.4 rebounds, 11.2 assists and 2.3 steals in 37.2 minutes ... Named an NBA All-Star ... Ranked second in the NBA in assists per game (11.2) and second in steals per game (2.3) ... Led the team in scoring four times, rebounds seven times, assists 65 times, steals 37 times and blocks once ... Notched three triple-doubles ... Tallied 31 double-doubles ... Scored in double figures 40 times, including five games of 20+ points ... Registered 42 games with double-digit assists, including 14 games with 15+ and two games with 20+ ... One-time Eastern Conference Player of the Week ... Tallied six points, 11 rebounds, 11 assists and a career-high eight steals on 3/23 vs. MEM ... Recorded 11 points, 10 rebounds and 10 assists on 2/13/11 vs. MIA for seven career triple-double ... Scored a season-high 26 points with seven assists and one steal on 2/6 vs. ORL ... Registered sixth career triple-double with 12 points, 10 rebounds, 23 assists and six steals on 1/5/11 vs. SAS ... Finished with 10 points, 10 rebounds and 24 assists on 10/29/10 vs. NYK for fifth career triple-double ... Missed three games with a strained left hamstring (11/21-11/24), one game with hamstring and foot injuries (12/5), seven games with a sprained left ankle (12/16-12/31), one game with a strained right finger (3/27) and two games for rest (4/11-4/13) ... **Playoffs:** Appeared in nine games (nine starts), averaging 14.0 points, 5.4 rebounds, 9.6 assists and 1.1 steals in 38.3 minutes ... Tallied one triple-double ... Notched three double-doubles ... Scored in double figures six times, including three games of 20+ points and one 30-point game ... Registered four games with double-digit assists, including one game with 20+ ... Finished with 15 points, 11 rebounds, 20 assists and two steals on 4/22 at NYK ... Scored 30 points with four rebounds, seven assists and two steals on 4/19 vs. NYK

**2009-10:** (Boston Celtics): Appeared in 81 games (81 starts), averaging 13.7 points, 4.4 rebounds, 9.8 assists and 2.3 steals in 36.6 minutes ... Named an NBA All-Star ... Ranked first in the NBA in steals per game (2.3) and fourth in assists per game (9.8) ... Registered a career-best scoring average on the season with 13.7 points per game ... Led the team in points 14 times, rebounds 13 times, assists 80 times and steals 56 times ... Tallied two triple-doubles ... Notched a career-high 40 double-doubles ... Scored in double figures 62 times, including 14 games of 20+ points and one 30-point game ... Recorded 45 games with double-digit assists, including eight games with 15+ ... Registered fourth career triple-double with 11 points, 11 rebounds, 15 assists and four steals on 3/24/10 vs. DEN ... Recorded third career triple-double with 22 points, 10 rebounds, 13 assists and four steals on 1/10/10 at TOR ... Missed one game with a sore left hamstring (1/2) ... **Playoffs:** Appeared in 24 games (24 starts), averaging 15.8 points, 5.6 rebounds, 9.3 assists and 1.9 steals in 40.6 minutes ... Tallied two triple-doubles ... Notched nine double-doubles ... Scored in double figures 21 times, including five games of 20+ points ... Registered 10 games with double-digit assists, including one game with 15+ ... Finished with 19 points, 12 rebounds, 10 assists, two steals and one block on 6/6 at LAL ... Scored 29 points with 18 rebounds, 13 assists and two steals on 5/9 vs. CLE

**2008-09:** (Boston Celtics): Appeared in 80 games (80 starts), averaging 11.9 points, 5.2 rebounds, 8.2 assists and 1.9 steals in 33.0 minutes ... Ranked fifth in the NBA in steals per game (1.9) and sixth in assists per game (8.2) ... Notched two triple-doubles ... Tallied 15 double-doubles ... Scored in double figures 44 times, including 13 games of 20+ points and two games of 30+ ... Registered 28 games with double-digit assists, including four games with 15+ ... Finished with 31 points, nine rebounds, five assists, three steals and one block on 4/8 vs. NJN ... Scored a season-high 32 points with six rebounds, 10 assists and three steals on 2/22 at PHX ... Tallied second career triple-double with 19 points, 15 rebounds and 14 assists on 2/12 at DAL ... Recorded first career triple-double with 16 points, 13 rebounds, 17 assists and three steals on 12/3 vs. IND ... Missed two games with a sprained right ankle (3/8-3/11) ... **Playoffs:** Appeared in 14 games (14 starts), averaging 16.9 points, 9.7 rebounds, 9.8 assists and 2.5 steals in 41.2 minutes ... Tallied three triple-doubles ... Notched nine double-doubles ... Scored in double figures 11 times, including five games of 20+ points ... Registered seven games with double-digit assists, including three games with 15+ ... Recorded 15 points, 11 rebounds, 18 assists and two steals on 5/6 vs. ORL ... Finished with 25 points, 11 rebounds, 11 assists and two steals on 4/26 at CHI ... Registered 19 points, 12 rebounds, 16 assists and five steals on 4/20 for first career postseason triple-double ... Scored 29 points with nine rebounds, seven assists and two steals on 4/18 vs. CHI

**2007-08:** (Boston Celtics): NBA Champion ... Appeared in 77 games (77 starts), averaging 10.6 points, 4.2 rebounds, 5.1 assists and 1.7 steals in 29.9 minutes ... Led team in points twice, rebounds five times and assists 36 times ... Tallied four double-doubles ... Scored in double figures 38 times, including eight games of 20+ points ... Recorded six games with double-digit assists ... Scored a season-high 24 points with five rebounds, eight assists and four steals on 2/6 vs. LAC ... Missed one game with a tight hamstring (12/30), three games with a sore lower back (1/12, 1/16-1/18) and one game due to rest (4/16) ... **Playoffs:** Appeared in 26 games (26 starts), averaging 10.2 points, 4.1 rebounds, 6.6 assists and 1.7 steals in 32.0 minutes ... Tallied two double-doubles ... Scored in double figures 15 times, including two games of 20+ points ... Registered four games with double-digit assists, including one game with 15+ ... Finished with 21 points, seven rebounds, eight assists and six steals on 6/17 vs. LAL to help Boston win the 2008 NBA Championship ... In NBA playoff debut, recorded 15 points, six rebounds, nine assists and two steals on 4/20 vs. ATL

**2006-07:** (Boston Celtics): Appeared in 78 games (25 starts), averaging 6.4 points, 3.7 rebounds, 3.8 assists and 1.6 steals in 23.5 minutes ... Ranked ninth in the NBA in steals per game (1.6) ... Tallied three double-doubles ... Scored in double figures 17 times, including three games of 20+ points ... Registered three games with double-digit assists ... In first career start, scored 23 points with six rebounds, six assists and four steals on 2/2 vs. LAC ... Recorded first career double-double with 10 points, 10 rebounds, seven assists and one steal on 1/20 at WAS ... In NBA debut, tallied six points, four rebounds and three assists on 11/1 vs. NOK ... DNP-CD four times

**COLLEGE:** Appeared in 68 games (62 starts) over two seasons at Kentucky, averaging 9.6 points, 4.5 rebounds, 4.2 assists and 2.3 steals in 28.1 minutes ... 2005-06 (Kentucky): Led the SEC in assists (4.9) and ranked second in steals (2.0) ... Averaged 11.2 points and a team-high 6.1 rebounds ... Scored in double figures in 17 games ... Grabbed 10+ rebounds in five games ... Tallied career-high 25 points (7-12 FG) and 7 assists on 12/17 vs. Louisville ... Recorded a double-double with 15 points and 10 rebounds on 11/22 vs. West Virginia ... Pulled down a career-high 19 rebounds on 11/21 vs. Iowa, the highest total ever by a Kentucky guard ... Dished out a career-high 12 assists with no turnovers on 2/22 vs. Ole Miss ... 2004-05 (Kentucky): Named to the SEC All-Freshman Team ... Set Kentucky single-season record for steals with 87 ... Had at least one steal in each game ... Tied Kentucky's single-game record with eight steals in just 20 minutes on 2/19 vs. Mississippi State ... Scored in double figures in his first three NCAA Tournament games ... Handed out a season-high eight assists with no turnovers on 2/5 at Vanderbilt

**PERSONAL:** Full name is Rajon Pierre Rondo ... Son of Amber Rondo ... Attended Louisville's Eastern High School for three years before transferring to Virginia's Oak Hill Academy for his senior year ... Favorite NBA player growing up was Isiah Thomas ... Enjoys shopping in his spare time ... Favorite actor is Will Smith



HEIGHT: 6-6 // WEIGHT: 230  
 BORN: 9/5/90 (BROOKLYN, NY)  
 COLLEGE: CINCINNATI  
 HIGH SCHOOL: ABRAHAM LINCOLN (BROOKLYN, NY)  
 EXPERIENCE: 8 YEARS PRO

**LANCE STEPHENSON**  
 6 / / / GUARD

**CAREER REGULAR SEASON STATISTICS**

Year	Team	G	GS	MIN	FG	FGA	PCT	3FG	3FGA	PCT	FT	FTA	PCT	OFF	DEF	TOT	A	PF	DO	STL	TO	BLK	PTS	AVG
10-11	IND	12	0	115	13	39	.333	0	5	.000	11	14	.786	1	17	18	21	14	0	4	16	0	37	3.1
11-12	IND	42	1	442	47	125	.376	4	30	.133	8	17	.471	12	41	53	46	30	0	21	36	5	106	2.5
12-13	IND	78	72	2278	275	598	.460	62	188	.330	75	115	.652	47	257	304	223	162	1	81	109	16	687	8.8
13-14	IND	78	78	2752	427	870	.491	86	244	.352	140	197	.711	95	463	558	359	195	1	54	210	7	1080	13.8
14-15	CHA	61	25	1573	207	550	.376	18	105	.171	69	110	.627	39	238	277	240	134	0	38	128	8	501	8.2
15-16	LAC/MEM	69	13	1372	228	474	.481	30	78	.385	87	111	.784	40	183	223	133	135	1	43	94	9	573	8.3
16-17	NOP/MIN/IND	18	0	362	54	120	.450	6	20	.300	8	13	.615	4	48	52	59	32	0	5	26	3	122	6.8
17-18	IND	82	7	1850	303	709	.427	67	232	.289	84	127	.661	62	362	424	235	177	0	46	131	17	757	9.2
<b>TOTALS</b>		<b>440</b>	<b>196</b>	<b>10743</b>	<b>1554</b>	<b>3485</b>	<b>.446</b>	<b>273</b>	<b>902</b>	<b>.303</b>	<b>482</b>	<b>704</b>	<b>.685</b>	<b>300</b>	<b>1609</b>	<b>1909</b>	<b>1316</b>	<b>879</b>	<b>3</b>	<b>292</b>	<b>750</b>	<b>65</b>	<b>3863</b>	<b>8.8</b>

**CAREER POSTSEASON STATISTICS**

Year	Team	G	GS	MIN	FG	FGA	PCT	3FG	3FGA	PCT	FT	FTA	PCT	OFF	DEF	TOT	A	PF	DO	STL	TO	BLK	PTS	AVG
11-12	IND	4	0	12	2	9	.222	1	2	.500	1	2	.500	0	0	0	1	2	0	0	2	0	6	1.5
12-13	IND	19	19	673	69	169	.408	18	64	.281	23	37	.622	14	130	144	63	47	1	23	36	2	179	9.4
13-14	IND	19	19	705	100	220	.455	24	67	.358	35	49	.714	24	107	131	80	55	0	16	46	4	259	13.6
15-16	MEM	4	0	95	23	44	.523	2	5	.400	4	5	.800	1	5	6	7	10	0	1	3	0	52	13.0
16-17	IND	4	0	107	27	53	.509	7	18	.389	3	4	.750	1	20	21	11	11	1	2	4	0	64	16.0
17-18	IND	7	0	149	30	65	.462	8	26	.308	5	9	.556	3	16	19	20	20	0	2	9	1	73	10.4
<b>TOTALS</b>		<b>57</b>	<b>38</b>	<b>1741</b>	<b>251</b>	<b>560</b>	<b>.448</b>	<b>60</b>	<b>182</b>	<b>.330</b>	<b>71</b>	<b>106</b>	<b>.670</b>	<b>43</b>	<b>278</b>	<b>321</b>	<b>182</b>	<b>145</b>	<b>2</b>	<b>44</b>	<b>100</b>	<b>7</b>	<b>633</b>	<b>11.1</b>

**CAREER HIGHS**

**REGULAR SEASON SINGLE-GAME HIGHS**  
 Points.....33, 3/11/16, Memphis vs. New Orleans  
 Minutes.....47, 11/7/14, Charlotte vs. Atlanta  
 Field Goals.....12, 3/11/16, Memphis vs. New Orleans  
 Field Goal Attempts.....21, 3/17/16, Memphis at Milwaukee  
 Three-Point Field Goals.....5, 11/2/13, Indiana vs. Cleveland  
 Three-Point Attempts.....9, 10/18/17, Indiana vs. Brooklyn (twice)  
 Free Throws.....8, 3/16/16, Memphis vs. Minnesota (4 times)  
 Free Throw Attempts.....12, 3/11/16, Memphis vs. New Orleans  
 Offensive Rebounds.....5, 1/24/14, Indiana at Sacramento (twice)  
 Defensive Rebounds.....14, 11/11/14, Charlotte at Portland (twice)  
 Rebounds.....15, 12/27/17, Indiana vs. Dallas  
 Assists.....13, 1/31/15, Charlotte at Denver  
 Steals.....5, 3/6/13, Indiana vs. Boston  
 Blocks.....2, 2/3/18, Indiana vs. Philadelphia (5 times)

**POSTSEASON SINGLE-GAME HIGHS**  
 Points.....26, 4/24/16, Memphis vs. San Antonio  
 Minutes.....46, 5/24/14, Indiana at Miami  
 Field Goals.....11, 4/24/16, Memphis vs. San Antonio  
 Field Goal Attempts.....19, 4/24/16, Memphis vs. San Antonio  
 Three-Point Field Goals.....4, 4/23/17, Indiana vs. Cleveland  
 Three-Point Attempts.....9, 4/23/17, Indiana vs. Cleveland  
 Free Throws.....7, 5/18/13, Indiana vs. New York  
 Free Throw Attempts.....8, 5/18/13, Indiana vs. New York  
 Offensive Rebounds.....5, 5/3/14, Indiana vs. Atlanta  
 Defensive Rebounds.....12, 5/1/13, Indiana vs. Atlanta  
 Rebounds.....14, 5/3/14, Indiana vs. Atlanta  
 Assists.....8, 5/18/14, Indiana vs. Miami (3 times)  
 Steals.....3, 5/24/14, Indiana at Miami (5 times)  
 Blocks.....2, 4/26/14, Indiana at Atlanta



## AT A GLANCE

- Has appeared in 440 career NBA games (196 starts) for Indiana, Minnesota, New Orleans, Memphis, Charlotte and the LA Clippers
- Holds career averages of 8.8 points, 4.3 rebounds and 3.0 assists in 24.4 minutes
- Owns five career triple-doubles and 28 double-doubles

**HOW ACQUIRED:** Signed with the Lakers as a free agent on July 10, 2018

**2017-18:** (Indiana Pacers): Appeared in all 82 games (seven starts), averaging 9.2 points, 5.2 rebounds and 2.9 assists in 22.6 minutes ... Led team in scoring twice, rebounding 18 times and assists 13 times ... Tallied three double-doubles ... Scored in double figures in 34 games, including two games of 20+ ... Scored a season-high 25 points with five rebounds, five assists and one block on 3/17 at WAS ... **Playoffs:** Appeared in seven games, averaging 10.4 points, 2.7 rebounds and 2.9 assists in 21.3 minutes ... Scored in double figures in five games

**CAREER:** Has appeared in 440 NBA games (196 starts) for the Pacers, Timberwolves, Pelicans, Grizzlies, Clippers and Hornets ... Owns career averages of 8.8 points, 4.3 rebounds and 3.0 assists in 24.4 minutes ... Has scored 10+ points in 192 games, 20+ in 24 games and 30+ once ... Owns five career triple-doubles and 28 career double-doubles ... **Playoffs:** Has appeared in 57 playoff games (38 starts) for the Pacers and Grizzlies, averaging 11.1 points, 5.6 rebounds and 3.2 assists in 30.5 minutes ... **Career Transactions:** Selected by the Indiana Pacers with the 40th overall selection in the 2010 NBA Draft ... Signed as a free agent with the Charlotte Hornets on July 19, 2014 ... Acquired by the LA Clippers in exchange for Matt Barnes and Spencer Hawes on June 15, 2015 ... Acquired by the Memphis Grizzlies along with a 2019 first round draft pick in exchange for Jeff Green on February 18, 2016 ... Signed as a free agent with the New Orleans Pelicans on September 14, 2016 ... Waived by the Pelicans on November 7, 2016 ... Signed a 10-day contract with the Minnesota Timberwolves on February 8, 2017 ... Signed a second 10-day contract with the Timberwolves on March 8, 2017 ... Signed as a free agent with the Indiana Pacers on March 30, 2017 ... Signed with the Lakers as a free agent on July 10, 2018

**2016-17:** (New Orleans/Minnesota/Indiana): Appeared in 18 games, averaging 6.8 points, 2.9 rebounds and 3.3 assists in 20.1 minutes ... (Indiana): Averaged 7.2 points, 4.0 rebounds and 4.2 assists in six appearances for the Pacers ... Scored in double figures once ... NWT once ... (Minnesota): Averaged 3.5 points and 1.7 rebounds in six appearances for the Timberwolves ... DNP-CD three times ... Missed two games with a sprained left ankle (2/15, 3/17) ... (New Orleans): Averaged 9.7 points, 3.0 rebounds and 4.8 assists in six appearances for the Pelicans ... Scored in double figures three times with New Orleans ... Scored a season-high 21 points with three rebounds, assists, one steal and one block on 11/2 at MEM ... **Playoffs:** (Indiana): Appeared in four games, averaging 16.0 points, 5.3 rebounds and 2.8 assists in 26.8 minutes

**2015-16:** (LA Clippers/Memphis): Appeared in 69 games (13 starts), averaging 8.3 points, 3.2 rebounds and 1.9 assists in 19.9 minutes ... Shot a career-high 38.5 percent from three-point range (30-78) ... (Memphis): Averaged 14.2 points, 4.4 rebounds and 2.8 assists in 26 appearances (three starts) for the Grizzlies ... Tallied one double-double ... Scored in double figures in 22 games with the Grizzlies ... Scored a career-high 33 points with seven rebounds, four assists, two steals and one block on 3/11 vs. NOP ... Inactive once ... DNP-CD twice ... (LA Clippers): Averaged 4.7 points, 2.5 rebounds and 1.4 assists in 43 appearances (10 starts) for the Clippers ... Scored in double figures seven times with the Clippers ... DNP-CD nine times ... **Playoffs:** (Memphis): Appeared in four games, averaging 13.0 points, 1.5 rebounds and 1.8 assists in 23.8 minutes

**2014-15:** (Charlotte): Appeared in 61 games (25 starts), averaging 8.2 points, 4.5 rebounds and 3.9 assists in 25.8 minutes ... Led the team in scoring once, rebounding eight times, assists 18 times and steals 10 times ... Tallied two double-doubles ... Scored in double figures 22 times, including one game of 20+ ... Scored a season-high 20 points with eight rebounds, four assists and one steal on 12/3 vs. CHI ... Registered second double-double with 14 points, 14 rebounds, three assists and one steal on 11/11 at POR ... Recorded first double-double with 17 points, 13 rebounds and four assists on 11/7 vs. ATL ... Inactive seven times ... DNP-CD twice ... Missed seven games with a pelvic strain (12/29-1/8) and five games with a right toe sprain (4/8-4/15)

**2013-14:** (Indiana): Appeared in 78 games (78 starts), averaging 13.8 points, 7.2 rebounds and 4.6 assists in 35.3 minutes ... Runner-up for the NBA Most Improved Player Award ... Tallied 20 double-doubles, including an NBA-leading five triple-doubles ... Led all NBA guards in rebounding (7.2) ... Shot 49.1 percent from the field (427-870) ... Scored in double figures 64 times, including 13 games with 20+ ... Scored a season-high 28 points with four rebounds, four assists and one steal on 1/16 vs. NYK ... Had first career triple-double with 13 points, 11 rebounds and 12 assists on 11/11 vs. MEM ... Inactive once ... DNP-CD twice ... Missed one game with a sore lower back (2/7) ... **Playoffs:** Appeared in 19 games (19 starts), averaging 13.6 points, 6.9 rebounds and 4.2 assists in 37.1 minutes ... Scored in double figures in 13 games ... Tallied three double-doubles

**2012-13:** (Indiana): Appeared in 78 games (72 starts), averaging 8.8 points, 3.9 rebounds, 2.9 assists and 1.0 steals in 29.2 minutes ... Tallied two double-doubles ... Scored in double figures 36 times, including three games with 20+ ... Scored a season-high 22 points on 4/14 at NYK ... Had first career double-double with 12 points, 11 rebounds, five assists and one steal on 1/30 vs. DET ... Missed two games with a sprained right ankle (12/14-12/15) and one game with a right hip injury (3/25) ... **Playoffs:** Appeared in 19 games (19 starts), averaging 9.4 points, 7.6 rebounds, 3.3 assists and 1.2 steals in 35.4 minutes ... Tallied two double-doubles ... Scored in double figures in eight games

**2011-12:** (Indiana): Appeared in 42 games (one start), averaging 2.5 points, 1.3 rebounds and 1.1 assists in 10.5 minutes ... Scored in double figures twice, including one game of 20+ ... In first career start, scored season-high 22 points (10-15 FG) on 4/25 vs. CHI ... DNP-CD 24 times ... **Playoffs:** Appeared in four games, averaging 1.5 points and 0.3 assists in 3.0 minutes

**2010-11:** (Indiana): Appeared in 12 games, averaging 3.1 points, 1.5 rebounds and 1.8 assists in 9.6 minutes ... Scored in double figures once ... In NBA debut, tallied two points, one rebound and two assists on 2/27 vs. PHX ... DNP-CD 70 times

**COLLEGE:** 2009-10 (Cincinnati): Appeared in 34 games (32 starts) in lone collegiate season at Cincinnati, averaging 12.3 points, 5.4 rebounds and 2.5 assists in 28.2 minutes ... Named Big East Conference Freshman of the Year ... Led all Big East freshmen in scoring (12.3) ... Scored a season-high 23 points (11-17 FG) on 3/6 at Georgetown ... Three-time Big East Freshman of the Week ... Registered first career double-double with 18 points and 10 rebounds on 2/24 vs. DePaul ... In Big East debut, scored 21 points on 12/30 vs. Connecticut

**PERSONAL:** Full name is Lance Stephenson, Jr ... The son of Lance Sr. and Bernadette Stephenson ... Has one brother ... Finished his career at Abraham Lincoln High School in Brooklyn, N.Y. as the all-time leading scorer in the history of the state of New York with 2,946 points ... Named to the 2009 McDonald's All-American Game



**HEIGHT:** 6-11 // **WEIGHT:** 245  
**BORN:** 4/26/97 (BERLIN, GERMANY)  
**COLLEGE:** MICHIGAN  
**HIGH SCHOOL:** ALBA BERLIN (GERMANY)  
**EXPERIENCE:** ROOKIE

# MORITZ WAGNER

15 /// CENTER

## COLLEGIATE CAREER STATISTICS

Year	Team	G	GS	MIN	FG	FGA	PCT	3FG	3FGA	PCT	FT	FTA	PCT	OFF	DEF	TOT	A	PF	STL	TO	BLK	PTS	AVG
15-16	Michigan	30	0	258	37	61	.607	2	12	.167	10	18	.556	20	28	48	4	47	6	16	6	86	2.9
16-17	Michigan	38	38	908	168	300	.560	45	114	.395	77	106	.726	51	107	158	20	102	39	54	14	458	12.1
17-18	Michigan	39	39	1078	216	409	.528	63	160	.394	75	108	.694	57	221	278	33	120	38	56	20	570	14.6
<b>TOTALS</b>		<b>107</b>	<b>77</b>	<b>2244</b>	<b>421</b>	<b>770</b>	<b>.547</b>	<b>110</b>	<b>286</b>	<b>.385</b>	<b>162</b>	<b>232</b>	<b>.698</b>	<b>128</b>	<b>356</b>	<b>484</b>	<b>57</b>	<b>269</b>	<b>83</b>	<b>126</b>	<b>40</b>	<b>1114</b>	<b>10.4</b>

## CAREER HIGHS

### COLLEGIATE SINGLE-GAME HIGHS

Points.....27, 1/13/18, Michigan at Michigan State  
 Minutes.....39, 2/3/18, Michigan vs. Minnesota  
 Field Goals.....10, 12/9/17, Michigan vs. UCLA (twice)  
 Field Goal Attempts.....17, 11/11/17, Michigan vs. North Florida  
 Three-Point Field Goals.....4, 2/21/18, Michigan at Penn State (5 times)  
 Three-Point Attempts.....9, 2/3/18, Michigan vs. Minnesota  
 Free Throws.....8, 1/13/18, Michigan at Michigan State  
 Free Throw Attempts.....8, 2/6/18, Michigan at Northwestern (3 times)  
 Offensive Rebounds.....5, 12/22/16, Michigan vs. Furman  
 Defensive Rebounds.....10, 1/15/18, Michigan vs. Maryland (twice)  
 Rebounds.....12, 11/11/17, Michigan vs. North Florida  
 Assists.....3, 12/2/17, Michigan vs. Indiana (twice)  
 Steals.....4, 2/14/18, Michigan vs. Iowa  
 Blocks.....3, 1/6/18, Michigan vs. Illinois (twice)

## AT A GLANCE

- Was a 2018 NCAA West Region All-Tournament Team selection
- Appeared in 107 games (77 starts) over three season at Michigan
- Connected on 54.7 percent (421-770) of his shots from the field in college
- Selected by the Lakers with the 25th overall pick in the 2018 NBA Draft



**How Acquired:** Selected by the Lakers with the 25th overall pick in the 2018 NBA Draft

**INTERNATIONAL:** Played seven games at the European Championships U20 in 2017, averaging 16.1 points, 5.3 rebounds and 2.6 steals ... Appeared in three games for ALBA Berlin during the 2014-15 season ... Appeared in 16 games for the ALBA Berlin Second Team during the 2014-15 season, averaging 11.8 points, 6.3 rebounds and 1.5 steals ... Played six games at the European Championships U18 Division B in 2014, averaging 5.2 points and 3.0 rebounds ... Appeared in 14 games for the ALBA Berlin Second Team during the 2013-14 season, averaging 4.9 points and 2.4 rebounds

**COLLEGE:** 2018 NCAA West Region All-Tournament Team selection ... 2018 All-Big Ten Second Team selection ... 2018 All-Big Ten Tournament and Most Outstanding Player honoree ... Appeared in 107 games (77 starts) over three seasons at Michigan, averaging 10.4 points and 4.5 rebounds in 21.0 minutes ... Tallied nine career double-doubles ... Scored in double figures in 57 games, including 15 games of 20+ points ... 2017-18 (Michigan): In 39 games (all starts), averaged 14.6 points, 7.1 rebounds and 1.0 steals in 27.6 minutes ... Tallied eight double-doubles ... Shot 52.8 percent from the floor (216-409) and 39.4 percent from three-point range (63-160) ... Scored in double figures 33 times, including 10 games of 20+ ... Scored a career-high 27 points along with four rebounds, one steal and two blocks on 1/13 at Michigan State ... Finished with 24 points, a career-high 15 rebounds, one assist and three steals on 3/31 vs. Loyola (IL) ... Ranked seventh in the Big Ten in rebounds per game (7.1) and seventh in field goal percentage (.528) ... Missed two games with a bone bruise in his right foot (12/16-12/21) ... 2016-17 (Michigan): In 38 games (all starts), averaged 12.1 points, 4.2 rebounds and 1.0 steals in 23.9 minutes ... Tallied one double-double ... Scored in double figures 23 times, including five games of 20+ ... Registered a season-high 26 points with three rebounds, one assist and two steals on 3/19 vs. Louisville ... 2015-16 (Michigan): In 30 games (zero starts), averaged 2.9 points and 1.6 rebounds in 8.6 minutes ... Scored a season-high 19 points on 11/26 vs. Charlotte ... DNP-CD six times

**PERSONAL:** Son of Beate Wagner and Axel Schulz ... Played 18 games with ALBA Berlin II, averaging 16.8 points per game ... Won a gold medal with the German National Team at the 2014 European under 18 Division B Championships

**HEIGHT: 6-9 // WEIGHT: 219**  
**BORN: 9/21/90 (LONG BEACH, CA)**  
**COLLEGE: UCLA**  
**HIGH SCHOOL: MATER DEI (SANTA ANA, CA)**  
**EXPERIENCE: 2 YEARS PRO**



**TRAVIS WEAR**

**21 /// FORWARD**

**CAREER REGULAR SEASON STATISTICS**

Year	Team	G	GS	MIN	FG	FGA	PCT	3FG	3FGA	PCT	FT	FTA	PCT	OFF	DEF	TOT	A	PF	DO	STL	TO	BLK	PTS	AVG
14-15	NYK	51	1	672	84	209	.402	11	30	.367	20	26	.769	31	75	106	40	55	0	15	35	11	199	3.9
17-18	LAL	17	0	228	25	72	.347	17	47	.362	8	8	1.000	0	38	38	7	30	0	4	6	5	75	4.4
<b>TOTALS</b>		<b>68</b>	<b>1</b>	<b>900</b>	<b>109</b>	<b>281</b>	<b>.388</b>	<b>28</b>	<b>77</b>	<b>.364</b>	<b>28</b>	<b>34</b>	<b>.824</b>	<b>31</b>	<b>113</b>	<b>144</b>	<b>47</b>	<b>85</b>	<b>0</b>	<b>19</b>	<b>41</b>	<b>16</b>	<b>274</b>	<b>4.0</b>

**NBA G LEAGUE CAREER STATISTICS**

Year	Team	G	GS	MIN	FG	FGA	PCT	3FG	3FGA	PCT	FT	FTA	PCT	OFF	DEF	TOT	A	PF	STL	TO	BLK	PTS	AVG
16-17	SBL	42	13	1067	206	476	.433	77	225	.342	46	65	.708	58	246	304	43	98	34	51	20	535	12.7
17-18	SBL	34	29	1013	197	443	.445	98	233	.421	59	69	.855	35	239	274	65	73	25	42	15	551	16.2
<b>TOTALS</b>		<b>76</b>	<b>42</b>	<b>2080</b>	<b>403</b>	<b>919</b>	<b>.439</b>	<b>175</b>	<b>458</b>	<b>.382</b>	<b>105</b>	<b>134</b>	<b>.784</b>	<b>93</b>	<b>485</b>	<b>578</b>	<b>108</b>	<b>171</b>	<b>59</b>	<b>93</b>	<b>35</b>	<b>1086</b>	<b>14.3</b>

**CAREER HIGHS**

**REGULAR SEASON SINGLE-GAME HIGHS**

Points.....21, 1/8/15, New York vs. Houston  
 Minutes.....30, 3/20/15, New York at Philadelphia (twice)  
 Field Goals.....9, 1/8/15, New York vs. Houston  
 Field Goal Attempts.....16, 1/8/15, New York vs. Houston  
 Three-Point Field Goals.....3, 3/24/18, Los Angeles at Memphis (4 times)  
 Three-Point Attempts.....7, 3/24/18, Los Angeles at Memphis  
 Free Throws.....4, 3/26/18, Los Angeles at Detroit (twice)  
 Free Throw Attempts.....5, 11/19/14, New York at Minnesota  
 Offensive Rebounds.....4, 3/22/15, New York at Toronto (3 times)  
 Defensive Rebounds.....6, 3/5/18, Los Angeles vs. Portland (twice)  
 Rebounds.....8, 3/14/15, New York at Golden State (twice)  
 Assists.....3, 2/20/15, New York vs. Miami  
 Steals.....2, 3/24/18, Los Angeles at Memphis (4 times)  
 Blocks.....3, 3/5/18, Los Angeles vs. Portland (twice)

**AT A GLANCE**

- Has appeared in 68 games (one start) for the Lakers and New York Knicks
- Owns career averages of 4.0 points and 2.1 rebounds in 13.2 minutes
- Signed by the Lakers to a two-way contract on July 24, 2018
- Member of the Lakers squad that won the 2017 NBA Las Vegas Summer League championship





**How Acquired:** Signed by the Lakers to a two-way contract on July 24, 2018

**2017-18:** (Los Angeles Lakers): Appeared in 17 games, averaging 4.4 points and 2.2 rebounds in 13.4 minutes ... Scored in double figures twice ... Led the team in steals twice and blocks once ... Recorded 11 points, one assist and two steals in 19 minutes on 3/24 at MEM ... Scored 11 points, including a career-high-tying three 3FG, on 3/16 vs. MIA ... Pulled down a season-high six rebounds and matched a career-best three blocks along with five points on 3/5 vs. POR ... DNP-CD twice ... Inactive for two games ... NBA G League (South Bay Lakers): Appeared in 33 games (29 starts), averaging 16.7 points, 8.3 rebounds and 2.0 assists in 30.6 minutes for the South Bay Lakers ... Scored in double figures 29 times, including eight games of 20+ points ... Tallied 11 double-doubles ... Named NBA G League Player of the Week on 2/5 ... Scored a career-high 29 points along with four rebounds, two assists and three steals on 12/17 vs. Memphis ... Missed seven games while with Team USA (11/18-11/27, 2/22-2/25) and one game with an illness (12/21)

**CAREER:** Has appeared in 68 career games (one start) for the Lakers and Knicks ... Owns career averages of 4.0 points and 2.1 rebounds in 13.2 minutes ... Has scored 10+ points in six games and 20+ points once ... **Career Transactions:** Signed with the New York Knicks as an undrafted free agent on September 9, 2014 ... Signed by the Los Angeles Lakers as a free agent on September 1, 2016 ... Waived by the Lakers on October 12, 2016 ... Signed by the Lakers as a free agent on October 12, 2017 ... Waived by the Lakers on October 14, 2017 ... Signed a 10-day contract with the Lakers on March 2, 2018 ... Signed a second 10-day contract with the Lakers on March 13, 2018 ... Signed a contract for the rest of season with the Lakers on March 23, 2018 ... Signed a two-way contract with the Lakers on July 24, 2018

**2016-17:** NBA G League (South Bay Lakers): Appeared in 42 games (13 starts), averaging 12.7 points, 7.3 rebounds and 1.0 assists in 25.4 minutes ... Tallied nine double-doubles ... Scored 23 points, including a season-high five 3FG, with seven rebounds and one assist on 11/19 vs. Santa Cruz ... Finished with 18 points and a career-high 17 rebounds on 3/3 at Northern Arizona ... Tallied season-high-tying 24 points along with 10 rebounds, three assists, two steals and one block on 3/4 vs. Raptors 905 ... Missed five games with a concussion (11/23-12/1) and three games with a left ankle sprain (2/8-2/12)

**2014-15:** (New York Knicks): Appeared in 51 games (one start), averaging 3.9 points and 2.1 rebounds on 13.2 minutes ... Scored in double figures four times ... Grabbed a career-high-tying eight rebounds along with seven points, two assists and one block on 3/14 at GSW ... Blocked a career-high three shots along with four points, three rebounds, three assists and two steals on 2/20 vs. MIA ... Scored a career-high 21 points along with five rebounds, one assist, one steal and one block on 1/8 vs. HOU ... In NBA debut, scored two points in five minutes on 10/29 vs. CHI ... DNP-CD 30 times ... Inactive once

**INTERNATIONAL:** Played four games with Team USA as part of the USA's World Cup Qualifying rounds in 2017-18 where he averaged 7.3 points, 6.8 rebounds and 1.0 assists in 22.0 minutes ... Appeared in 26 games for Gipuzkoa BC San Sebastian during the 2015-16 season, averaging 7.5 points and 4.2 rebounds ... Played five games at the FIBA Americas U18 Championships in 2008, averaging 8.8 points and 5.4 rebounds

**COLLEGE:** Appeared in 128 games (84 starts) over four seasons at North Carolina and UCLA, averaging 8.2 points and 4.1 rebounds in 22.2 minutes ... Senior (2013-14): Appeared in 34 games (28 starts), averaging 7.2 points, 3.4 rebounds and 1.4 assists in 23.9 minutes ... Scored in double figures 12 times ... Scored a season-high 16 points (8-8 FG) along with four rebounds, one assist and one block on 3/14 vs. Stanford ... Junior (2012-13): Appeared in 32 games (31 starts), averaging 10.9 points and 5.2 rebounds in 28.9 minutes ... Scored in double figures in 19 games ... Ranked seventh in the Pac-12 in free throw percentage (.815, 66-81) ... Scored a career-high 23 points on 1/12 at Colorado ... Missed two games with a sprained right foot (2/24-2/27) and one game due to a concussion (1/26) ... Sophomore (2011-12): Appeared in 30 games (24 starts), averaging 11.5 points and 5.9 rebounds in 26.2 minutes ... Ranked eighth in the Pac-12 in free throw percentage (.791, 68-86) ... Ranked 10th in the Pac-12 in rebounds per game (5.9) ... Scored in double figures in 19 games ... Tallied three double-doubles ... Scored a season-high 20 points on 1/5 vs. Arizona ... Grabbed a career-high 13 rebounds along with 11 points on 2/5 at St. John's ... Missed one game with a high left ankle sprain (2/4) and two games due to a skin infection on his left foot (12/14-12/17) ... Freshman (2009-10): Appeared in 32 games (one start), averaging 3.5 points and 2.2 rebounds in 10.1 rebounds ... Scored a season-high 13 points (6-11 FG) in his first collegiate start ... Missed five games with a sprained left ankle

**PERSONAL:** Full name is Travis James Wear ... Born in Long Beach, Calif., on Sept. 21, 1990 ... Married to wife Kendall ... Parents are David and Gloria Wear ... His identical twin, David, is his only sibling ... Father, David Sr., played college basketball at Fresno State and Cal State Fullerton and professionally overseas ... Graduated from UCLA with a degree in political science

**HEIGHT: 6-9 // WEIGHT: 230**  
**BORN: 5/22/95 (MEMPHIS, TN)**  
**COLLEGE: GONZAGA**  
**HIGH SCHOOL: SOUTHWIND (MEMPHIS, TN)**  
**EXPERIENCE: ROOKIE**

**JOHNATHAN WILLIAMS**

**19 /// FORWARD**

**COLLEGIATE CAREER STATISTICS**

Year	Team	G	GS	MIN	FG	FGA	PCT	3FG	3FGA	PCT	FT	FTA	PCT	OFF	DEF	TOT	A	PF	STL	TO	BLK	PTS	AVG
13-14	Missouri	35	35	922	74	162	.457	4	11	.364	52	92	.565	99	128	227	24	97	14	39	57	204	5.8
14-15	Missouri	32	32	941	128	311	.412	22	64	.344	103	167	.617	78	150	228	27	86	10	82	19	381	11.9
16-17	Gonzaga	39	39	951	155	262	.592	16	40	.400	71	126	.563	70	181	251	31	82	27	53	36	397	10.2
17-18	Gonzaga	37	36	1082	197	350	.563	8	35	.229	94	174	.540	87	226	313	59	98	27	80	40	496	13.4
<b>TOTALS</b>		<b>143</b>	<b>142</b>	<b>3896</b>	<b>554</b>	<b>1085</b>	<b>.511</b>	<b>50</b>	<b>150</b>	<b>.333</b>	<b>320</b>	<b>559</b>	<b>.572</b>	<b>334</b>	<b>685</b>	<b>1019</b>	<b>141</b>	<b>363</b>	<b>78</b>	<b>254</b>	<b>152</b>	<b>1478</b>	<b>10.3</b>

**CAREER HIGHS**

**COLLEGIATE SINGLE-GAME HIGHS**

Points.....39, 11/24/17, Gonzaga vs. Florida  
 Minutes.....44, 11/24/17, Gonzaga vs. Florida  
 Field Goals.....16, 11/24/17, Gonzaga vs. Florida  
 Field Goal Attempts.....22, 11/24/17, Gonzaga vs. Florida  
 Three-Point Field Goals.....3, 2/14/15, Missouri vs. Mississippi State  
 Three-Point Attempts.....5, 2/14/15, Missouri vs. Mississippi State  
 Free Throws.....9, 12/11/14, Missouri vs. Elon  
 Free Throw Attempts.....14, 1/3/15, Missouri vs. Lipscomb (twice)  
 Offensive Rebounds.....8, 11/23/13, Missouri vs. Gardner-Webb  
 Defensive Rebounds.....17, 2/23/17, Gonzaga at San Diego  
 Rebounds.....19, 2/23/17, Gonzaga at San Diego  
 Assists.....4, 12/10/17, Gonzaga at Washington  
 Steals.....2, 1/20/18, Gonzaga at Santa Clara (11 times)  
 Blocks.....5, 1/14/17, Gonzaga vs. Saint Mary's (twice)

**AT A GLANCE**

- Appeared in 143 career games (142 starts) at Gonzaga and Missouri
- Was a two-time First Team All-West Coast Conference selection with the Bulldogs
- Signed by the Lakers as a free agent on July 21, 2018




**HOW ACQUIRED:** Signed by the Lakers as a free agent on July 21, 2018

**INTERNATIONAL:** Played eight games at the World Championships U17 in 2012, averaging 7.0 points and 4.6 rebounds while helping the USA win a gold medal ... Played in five games at the FIBA Americas U16 Championship in 2011, averaging 5.4 points, 4.6 rebounds and 2.8 blocks while helping the USA win a gold medal

**COLLEGE:** Appeared in 143 games (142 starts) over four years at Gonzaga and Missouri, averaging 10.3 points, 7.1 rebounds, 1.0 assists and 1.1 blocks in 27.2 minutes ... Scored in double figures in 75 games, including nine games with 20+ points and two 30-point games ... 2017-18 (Gonzaga): First Team All-West Coast Conference selection ... Senior CLASS Award Second Team All-American selection ... USBWA First Team All-District IX and NABC First Team All-District 9 honoree ... Appeared in 37 games (36 starts), averaging 13.4 points, 8.5 rebounds, 1.6 assists and 1.1 blocks per game ... Ranked third in the WCC in rebounds per game (8.5), third in field goal percentage (.563), seventh in blocks per game (1.1) and 10th in points per game (13.4) ... Scored in double figures in 27 games, including five games of 20+ and two games of 30+ ... Scored a career-high 39 points with 12 rebounds on 11/24 vs. Florida ... Tallied 15 double-doubles ... 2016-17 (Gonzaga): First Team All-WCC selection ... Started all 39 games, averaging 10.2 points and 6.4 rebounds per game ... Scored in double figures in 21 games, including one 20+ game ... Scored a season-high 20 points on 11/18 vs. Bryant ... Tallied four double-doubles ... 2014-15 (Missouri): Started all 32 games, averaging 11.9 points and 7.1 rebounds per game ... Led Missouri in points (381), rebounds (228) and blocks (19) ... Ranked sixth in the SEC in rebounds per game (7.1) ... Scored in double figures in 20 games, including three games of 20+ points ... Scored a season-high 27 points on 2/14 vs. Mississippi State ... Tallied six double-doubles ... 2013-14 (Missouri): Started all 35 games, averaging 5.8 points, 6.5 rebounds and 1.6 blocks per game ... Ranked fifth in the SEC in blocks per game (1.6) ... Scored in double figures in seven games ... Scored a season-high 14 points on 11/28 vs. Northwestern ... Tallied three double-doubles

**PERSONAL:** Son of Johnny and Barbara Williams ... Graduated from Gonzaga with a degree in Business Administration / Entrepreneurship Innovation ... One of his hidden talents is that he can play the alto saxophone ... Likes to go to the movies in his free time ... If he could meet anyone, it would be Will Smith ... Averaged 18.9 points and 9.5 rebounds as a senior at Southwind High School (TN), earning TSWA First Team All-State honors while leading his team to a state title

**HEIGHT:** 7-1 // **WEIGHT:** 240  
**BORN:** 3/18/97 (MOSTAR, BOSNIA & HERZEGOVINA)  
**PRIOR TO NBA:** MEGA LEKS (SERBIA)  
**HOME COUNTRY:** CROATIA  
**EXPERIENCE:** 2 YEARS PRO



**IVICA ZUBAC**

40 /// CENTER

**CAREER REGULAR SEASON STATISTICS**

Year	Team	G	GS	MIN	FG	FGA	PCT	3FG	3FGA	PCT	FT	FTA	PCT	OFF	DEF	TOT	A	PF	DO	STL	TO	BLK	PTS	AVG
16-17	LAL	38	11	609	126	238	.529	0	3	.000	32	49	.653	41	118	159	30	66	0	14	30	33	284	7.5
17-18	LAL	43	0	410	61	122	.500	0	1	.000	39	51	.765	45	78	123	25	47	0	8	26	15	161	3.7
<b>TOTALS</b>		<b>81</b>	<b>11</b>	<b>1019</b>	<b>187</b>	<b>360</b>	<b>.519</b>	<b>0</b>	<b>4</b>	<b>.000</b>	<b>71</b>	<b>100</b>	<b>.710</b>	<b>86</b>	<b>196</b>	<b>282</b>	<b>55</b>	<b>113</b>	<b>0</b>	<b>22</b>	<b>56</b>	<b>48</b>	<b>445</b>	<b>5.5</b>

**NBA G LEAGUE CAREER STATISTICS**

Year	Team	G	GS	MIN	FG	FGA	PCT	3FG	3FGA	PCT	FT	FTA	PCT	OFF	DEF	TOT	A	PF	STL	TO	BLK	PTS	AVG
16-17	SBL	14	14	421	94	161	.584	4	11	.364	29	35	.829	29	107	136	18	48	3	45	14	221	15.8
17-18	SBL	14	14	419	133	218	.610	1	6	.167	37	43	.860	47	80	127	22	28	5	32	31	304	21.7
<b>TOTALS</b>		<b>28</b>	<b>28</b>	<b>839</b>	<b>227</b>	<b>379</b>	<b>.599</b>	<b>5</b>	<b>17</b>	<b>.294</b>	<b>66</b>	<b>78</b>	<b>.846</b>	<b>76</b>	<b>187</b>	<b>263</b>	<b>40</b>	<b>76</b>	<b>8</b>	<b>77</b>	<b>45</b>	<b>525</b>	<b>18.8</b>

**CAREER HIGHS**

**REGULAR SEASON SINGLE-GAME HIGHS**

Points.....25, 3/13/17, Los Angeles at Denver  
 Minutes.....36, 3/21/17, Los Angeles vs. LA Clippers  
 Field Goals.....12, 3/13/17, Los Angeles at Denver  
 Field Goal Attempts.....15, 3/17/17, Los Angeles vs. Milwaukee (3 times)  
 Three-Point Field Goals.....N/A  
 Three-Point Attempts.....2, 3/26/17, Los Angeles vs. Portland  
 Free Throws.....4, 4/6/18, Los Angeles vs. Minnesota (6 times)  
 Free Throw Attempts.....6, 2/15/18, Los Angeles at Minnesota  
 Offensive Rebounds.....6, 4/6/18, Los Angeles vs. Minnesota  
 Defensive Rebounds.....8, 1/17/17, Los Angeles vs. Denver  
 Rebounds.....13, 1/17/17, Los Angeles vs. Denver  
 Assists.....6, 4/4/18, Los Angeles vs. San Antonio  
 Steals.....2, 3/11/18, Los Angeles vs. Cleveland (4 times)  
 Blocks.....4, 3/12/17, Los Angeles vs. Philadelphia

**AT A GLANCE**

- Appeared in 81 career games (11 starts) in two seasons with Los Angeles
- Has shot 51.9 percent (187-360) from the floor in his career
- Selected by the Laker with the 32nd overall pick in the 2016 NBA Draft



**How ACQUIRED:** Selected by the Los Angeles Lakers with the 32nd overall selection in the 2016 NBA Draft

**2017-18:** Appeared in 43 games (zero starts), averaging 3.7 points and 2.9 rebounds in 9.5 minutes ... Tallied one double-double ... Scored in double figures five times ... Led the team in rebounding twice, steals three times and blocks four times ... Tallied six points and a season-high three blocks in season finale on 4/11 at LAC ... Scored 14 points with nine rebounds, including career-best six offensive boards, on 4/6 vs. MIN ... Had eight points, six rebounds and a career-high six assists on 4/4 vs. SAS ... Had his second double-figure rebounding game of the season on 4/1 vs. SAC with 10 boards to go along with seven points and one block ... Recorded a double-double on 2/15 at MIN with 19 points (8-8 FG) and 11 rebounds in 20 minutes ... In his first action of the season, tallied one rebound in two minutes on 10/31 vs. DET ... Inactive for 13 games ... DNP-CD 25 times ... NBA G League (South Bay Lakers): Appeared in 14 games (all starts), averaging 21.7 points, 9.1 rebounds, 1.6 assists and 2.2 blocks in 29.9 minutes ... Tallied three double-doubles ... Scored in double figures 14 times, including eight games of 20+ points ... Scored a career-high 28 points along with nine rebounds, two assists and two blocks on 12/22 at Canton

**CAREER:** Has appeared in 81 games (11 starts) for Los Angeles ... Holds career averages 5.5. points, 3.5 rebounds and 0.7 assists in 12.6 minutes ... Has recorded 20 double-digit scoring outputs, including one game with 20+ points ... Tallied six double-digit rebounding contests, including five double-doubles

**2016-17:** Appeared in 38 games (11 starts), recording averages of 7.5 points and 4.2 rebounds per game ... Finished with four double-doubles ... Notched 10+ points 15 times and 10+ rebounds on four occasions ... Led team in blocks 14 times ... Recorded a career-high 25 points (12-15 FG) with 11 rebounds on 3/13 at DEN ... Became the first Lakers rookie in history to record at least 25 points and 10 rebounds in a game ... Scored 17 points with seven rebounds and a career-high-tying three assists on 3/21 vs. LAC ... Netted 10 points, six rebounds and a career-high four blocks on 3/12 vs. PHI ... Had a career-high four blocks, along with 10 points and seven rebounds on 2/6 at NYK ... Recorded his first career double-double on 1/17 vs. DEN with 11 points, a career-best 13 rebounds, and three blocks ... Made his NBA debut 11/2 at ATL as a starter, making all three of his field goals for six points with three rebounds in 19 minutes ... Missed 11 games due to injury: one with a sore back (11/10), two with a right ankle sprain (11/18, 11/20), one with a right quad contusion (3/5) and seven with a right high ankle sprain (4/1-4/12) ... Inactive 12 times ... NBA G League (South Bay Lakers): Played in 14 games (14 starts), averaging 15.8 points, 9.8 rebounds and 1.3 assists in 30.1 minutes ... Recorded six double-doubles ... Became the 10th player in history to appear in an NBA and NBA G League game in the same calendar day, notching 20 points and 10 rebounds on 1/14 vs. Canton after scoring two points against the LA Clippers earlier that day

**INTERNATIONAL:** Played four games with the Croatian National Team as part of the FIBA World Cup Qualifiers in 2018, averaging 12.3 points, 4.8 rebounds and 1.8 blocks in 22.7 minutes ... Played five games with Cibona in the Adriatic League for part of the 2015-16 season, averaging 6.8 points, 3.0 rebounds, and 1.2 blocks in 13.0 minutes per game while shooting 57.7% from the field ... In two FIBA Euro Cup contests with Cibona, posted averages of 12.0 points and 6.0 rebounds ... Terminated his contract with Cibona to play with Mega Leks ... In 13 Serbian League games with Mega Leks, averaged 10.9 points and 5.1 rebounds as the team made the league semi-finals ... Was unable to play for Mega Leks in the Adriatic League because of the league's transfer regulations, and decided to declare for the 2016 NBA Draft as an early entry candidate ... Helped the Croatian U-19 team capture the silver medal at the 2015 World Championships, finishing third in the tournament in scoring (17.9) and seventh in rebounding (7.9) ... Following the U-19 competition, participated with the Croatian U-18 team at the 2015 European Championships, leading the tournament in rebounds per game (12.9), blocks (3.0), and double-doubles (six), while finishing eighth in scoring (15.8) ... Named to the U-18 All-Tournament Second Team ... Also represented Croatia at the U-16 European Championship in 2013

**PERSONAL:** Name pronounced EE-vits-uh ZOO-bahlt ... Member of the Lakers' championship entry at the 2017 NBA Las Vegas Summer League ... Born in Mostar, Bosnia & Herzegovina, but is a naturalized Croatian ... Cousin is Zoran Planinic, who played in the NBA for the New Jersey Nets from 2003-06 ... Made it a point to give back to the community throughout his rookie season, participating in events such as the Lakers Youth Foundation Casino Night, Lakers Youth Foundation Golf Tournament and visits with children at the City of Hope National Medical Center

# 2018-19 TRAINING CAMP ROSTER



NO.	NAME	POS	HT	WT	DOB	PRIOR TO NBA / COUNTRY	YRS
2	Lonzo Ball	G	6-6	190	10/27/97	UCLA / USA	1
11	Michael Beasley	F	6-9	235	1/9/89	Kansas State / USA	10
18	Joel Berry II	G	6-0	195	4/1/95	North Carolina / USA	R
17	Isaac Bonga	G	6-8	180	11/8/99	Fraport (Germany) / Germany	R
1	Kentavious Caldwell-Pope	G	6-5	205	2/18/93	Georgia / USA	5
30	Jeffrey Carroll	G	6-6	210	11/6/94	Oklahoma State / USA	R
4	Alex Caruso*	G	6-5	186	2/28/94	Texas A&M / USA	1
3	Josh Hart	G	6-5	215	3/6/95	Villanova / USA	1
14	Brandon Ingram	F	6-9	190	9/2/97	Duke / USA	2
23	LeBron James	F	6-8	250	12/30/84	St. Vincent-St. Mary (OH) / USA	15
0	Kyle Kuzma	F	6-9	220	7/24/95	Utah / USA	1
7	JaVale McGee	C	7-0	270	1/19/88	Nevada / USA	10
10	Sviatoslav Mykhailiuk	F	6-8	205	6/10/97	Kansas / Ukraine	R
9	Rajon Rondo	G	6-1	186	2/22/86	Kentucky / USA	12
6	Lance Stephenson	G	6-6	230	9/5/90	Cincinnati / USA	8
15	Moritz Wagner	C	6-11	245	4/26/97	Michigan / Germany	R
21	Travis Wear*	F	6-9	219	9/21/90	UCLA / USA	2
19	Johnathan Williams	F	6-9	230	5/22/95	Gonzaga / USA	R
40	Ivica Zubac	C	7-1	240	3/18/97	Mega Leks (Serbia) / Croatia	2

\* Two-Way Contract

### HEAD COACH

Luke Walton (Arizona)

### ASSOCIATE HEAD COACH

Brian Shaw (UC Santa Barbara)

### ASSISTANT COACHES

Jesse Mermuys (Arizona), Brian Keefe (UNLV), Mark Madsen (Stanford), Miles Simon (Arizona)

### ATHLETIC TRAINER

Marco Nuñez (Cal Poly Pomona)

### pronunciation GUIDE

Kyle Kuzma (COOZ-mah)

Sviatoslav Mykhailiuk

(svee-AT-uh-slahv muh-KIE-luke)

Rajon Rondo (RAH-john)

Moritz Wagner

(MORE-rhet'z VOG-ner)

Ivica Zubac (EVE-its-uh ZOO-bahzt)

Jesse Mermuys (mer-MISS)

Marco Nuñez (NOON-yez)





# THE NBA

78	NBA Directory
79	G League Directory
80	NBA Key Dates
80	NBA Officials Roster
81	2017-18 Final Standings
82	2017-18 NBA Team Statistics
84	2017-18 NBA Highs/Lows
84	2017-18 NBA Attendance
85	2017-18 NBA Leaders
86	2018 NBA Draft
87	NBA Champions by Year
88	NBA Award Winners
90	NBA Single-Game Bests



## NBA OFFICES

---

### NEW YORK

Olympic Tower  
645 Fifth Avenue  
New York, NY 10022  
Tel: 212-407-8000  
Fax: 212-832-3861

### NEW JERSEY

100 Plaza Drive  
Secaucus, NJ 07094  
Tel: 201-865-1500  
Fax: 201-974-5973

## NBA INTERNATIONAL OFFICES

---

### EUROPE

---

#### HEADQUARTERS NBA EMEA

Endeavour House  
189 Shaftesbury Avenue  
London, United Kingdom WC2H 8JR  
Telephone: +44-20-7420-8900

#### SPAIN

Leganitos Street 6th Floor  
28013 Madrid, Spain  
Ignasi Castello, Communications  
Telephone: +34-912-153-573

### AFRICA

---

9th Floor GreenPark Corner  
3 Lower Road  
Morningside 2196  
Johannesburg, South Africa  
Telephone: +27-100-072-668

### INDIA

---

Tower 1, 10th Floor  
Indiabulls Finance Center  
Senapati Bapat Marg Mumbai  
Maharashtra 400013  
Telephone: +91-22-6124-6100

### LATIN AMERICA

---

#### BRAZIL

Av Borges de Medeiros, 633  
Sala 301 – Leblon  
Rio de Janeiro, RJ, Brazil 22430-041  
Telephone: +55-21-3206-6400  
Fax: +55-21-2586-6001

#### MEXICO

Av. Prolongacion Paseo de la Reforma  
No. 1236, Planta baja Desarrollo Santa  
Fe, Cuajimalpa De Morelos, Ciudad De  
Mexico 05348, Tel: +52-55-9171-7700

### CANADA

---

50 Bay Street, Suite 1402  
Toronto, Ontario  
Canada M5J 3A5  
Telephone: (416) 682-2000  
Fax: (416) 364-0205

### ASIA / PACIFIC

---

#### HONG KONG

Room 3101, Lee Gardens One  
33 Hysan Avenue  
Causeway Bay, Hong Kong  
Telephone: +852-2843-9600  
Fax: +852-2536-4808

#### TAIWAN

Suite 1303, No. 88, Section 2,  
Chung Hsiao East Road  
Taipei, Taiwan ROC 100  
Telephone: +886-2-2397-8000  
Fax: +886-2-2358-1098

#### PHILIPPINES

Unit 1701, World Plaza Building  
5th Avenue corner 30th Street Bonifacio  
Global City Taguig, 1634 Philippines  
Jandric Lim, Communications;  
Cell: +632-866-8205

#### CHINA (BEIJING)

19th Floor, Office Tower 2,  
China Central Place  
No. 79 Jianguo Road, Chaoyang District  
Beijing, China 100025  
Telephone: +86-10-5200-8200  
Fax: +86-10-5200-8202

#### CHINA (SHANGHAI)

Unit 2703-2708, 27/F,  
Tower, 2 Plaza 66  
1266 Nanjing West Road, Jing An  
District

Shanghai, China 200040  
Telephone: +86-21-6137-2200  
Fax: +86-21-6288-9920







## NBA G LEAGUE

Olympic Tower  
645 5th Avenue  
New York, NY 10022  
(212) 407-8000 / www.nbagleague.com

Media Relations Contacts: Joanna Shapiro (jshapiro@nba.com)  
Mike Perrelli (mperrelli@nba.com)

### Agua Caliente Clippers of Ontario

Tel: (909) 406-9090  
Arena: Citizens Business Bank Arena  
Media Relations Contact: Brandon Ehrlich (behrlich@clippers.com)  
Website: www.aguacalientecippers.com  
NBA Affiliation: LA Clippers

### Austin Spurs

Tel: (512) 236-8333; Fax: (512) 236-8444  
Arena: H-E-B Center at Cedar Park  
Media Relations Contact: Perri Travillion (ptravillion@attcenter.com)  
Website: www.austinspurs.com  
NBA Affiliation: San Antonio

### Canton Charge

Tel: (866) 444-1944; Fax: (330) 489-1703  
Arena: Canton Memorial Civic Center  
Media Relations Contact: Sean Wyatt (swyatt@cantoncharge.com)  
Website: www.cantoncharge.com  
NBA Affiliation: Cleveland

### Capital City Go-Go

Tel: (202) 292-1058  
Arena: Entertainment & Sports Arena in Congress Heights  
Media Relations Contact: Matt Quinn (mquinn@monumentalsports.com)  
Website: www.CapitalCityGoGo.com  
NBA Affiliation: Washington

### Delaware Blue Coats

Tel: (302) 504-7587; Fax: (302) 351-5730  
Arena: 76ers Fieldhouse  
Media Relations Contact: Amanda Janczak (amandajanczak@76ers.com)  
Website: www.sixers.com/bluecoats  
NBA Affiliation: Philadelphia

### Erie BayHawks

Tel: (814) 790-5600; Fax: (814) 790-5608  
Arena: Erie Insurance Arena  
Media Relations Contact: Billy Hartman (billy.hartman@nbaerie.com)  
Website: www.nbaerie.com  
NBA Affiliation: Atlanta

### Fort Wayne Mad Ants

Tel: (260) 469-4667; Fax: (260) 469-4674  
Arena: Allen County War Memorial Coliseum  
Media Relations Contact: Ryan Stevens (rstevens@ftwaynemadants.com)  
Website: www.ftwaynemadants.com  
NBA Affiliation: Indiana

### Grand Rapids Drive

Tel: (844) 473-7483  
Arena: DeltaPlex Arena  
Media Relations Contact: Rob Johnson (rjohnson@nbagrandsrapids.com)  
Website: www.nbagrandsrapids.com  
NBA Affiliation: Detroit

### Greensboro Swarm

Tel: (336) 907-3600  
Arena: Fieldhouse at the Greensboro Coliseum Complex  
Media Relations Contact: Justin Trujillo (trujillo@gsoswarm.com)  
Website: www.gsoswarm.com  
NBA Affiliation: Charlotte

### Iowa Wolves

Tel: (515) 564-8550; Fax: (515) 564-8551  
Arena: Wells Fargo Arena  
Media Relations Contact: Seth Nutting (seth.nutting@iawolves.com)  
Website: www.iawolves.com  
NBA Affiliation: Minnesota

### Lakeland Magic

Tel: (863) 825-3258; Fax: (863) 825-3279  
Arena: RP Funding Center  
Media Relations Contact: Ashley Foss (afoss@lakelandmagic.com)  
Website: www.lakelandmagic.com  
NBA Affiliation: Orlando

### Long Island Nets

Tel: (718) 215-2299; Fax: (718) 522-3544  
Arena: NYCB Live's Nassau Veterans Mem. Coliseum  
Media Relations Contact: Megan Walsh (mwalsh@brooklynnets.com)  
Website: www.longislandnets.com  
NBA Affiliation: Brooklyn

### Maine Red Claws

Tel: (207) 210-6655; Fax: (207) 210-6659  
Arena: Portland Exposition Building  
Media Relations Contact: Evans Boston (eboston@maineredclaws.com)  
Website: www.maineredclaws.com  
NBA Affiliation: Boston

### Memphis Hustle

Tel: (901) 205-1234; Fax: (901) 205-1244  
Arena: The Landers Center  
Media Relations Contact: Geoffrey Langham (glangham@grizzlies.com)  
Website: www.memphishustle.com  
NBA Affiliation: Memphis

### Northern Arizona Suns

Tel: (928) 772-7867  
Arena: Prescott Valley Event Center  
Media Relations Contact: Jake Withee (jwithee@nazsuns.com)  
Website: www.nazsuns.com  
NBA Affiliation: Phoenix

### Oklahoma City Blue

Tel: (405) 280-4800; Fax: (405) 429-7900  
Arena: Cox Convention Center  
Media Relations Contact: Laila Wani (lwani@okthunder.com)  
Website: www.oklahomacityblue.com  
NBA Affiliation: Oklahoma City

### Raptors 905

Tel: (416) 815-5600; Fax: (416) 357-9205  
Arena: Paramount Fine Foods Centre  
Media Relations Contact: Stefano Toniutti (Stefano.Toniutti@mise.com)  
Website: www.raptors905.com  
NBA Affiliation: Toronto

### Rio Grande Valley Vipers

Tel: (956) 972-1144; Fax: (956) 972-1150  
Arena: Bert Ogden Arena  
Media Relations Contact: Amairani Ramirez (mediarelations@rgvipers.com)  
Website: www.rgvipers.com  
NBA Affiliation: Houston

### Salt Lake City Stars

Tel: (801) 325-2500  
Arena: Lifetime Activities Center – Bruin Arena  
Media Relations Contact: Matt de Nesnera (matt.denesnera@utahjazz.com)  
Website: www.slstars.com  
NBA Affiliation: Utah

### Santa Cruz Warriors

Tel: (831) 731-4396; Fax: (831) 466-3201  
Arena: Kaiser Permanente Arena  
Media Relations Contact: Massimo Degaudenzi (massimo@sanacruzbasketball.com)  
Website: www.sanacruzbasketball.com  
NBA Affiliation: Golden State

### Sioux Falls Skyforce

Tel: (605) 332-0605; Fax: (605) 332-2305  
Arena: Sanford Pentagon  
Media Relations Contact: Matt Dykstra (madykstra@skyforceonline.com)  
Website: www.skyforceonline.com  
NBA Affiliation: Miami

### South Bay Lakers

Tel: (310) 426-6000; Fax: (310) 426-6031  
Arena: UCLA Health Training Center  
Media Relations Contact: Noah Camarena (ncamarena@sb-lakers.com)  
Website: www.sblakers.com  
NBA Affiliation: Los Angeles Lakers

### Stockton Kings

Tel: (888) 465-7209  
Arena: Stockton Arena  
Media Relations Contact: Rahaan Gethers (rgethers@kings.com)  
Website: www.stocktonkings.com  
NBA Affiliation: Sacramento

### Texas Legends

Tel: (214) 469-0822; Fax: (214) 469-0823  
Arena: Dr. Pepper Arena  
Media Relations Contact: Britney Wynn (bwyynn@texlegends.com)  
Website: www.texlegends.com  
NBA Affiliation: Dallas

### Westchester Knicks

Tel: (914) 559-6888  
Arena: Westchester County Center  
Media Relations Contact: Derek Lapinski (derek.lapinski@msg.com)  
Website: www.westchesterknicks.com  
NBA Affiliation: New York

### Windy City Bulls

Tel: (84) 396-7070  
Arena: Sears Centre Arena  
Media Relations Contact: Kalyn Hutchinson (k Hutchinson@bulls.com)  
Website: www.windycitybulls.com  
NBA Affiliation: Chicago

### Wisconsin Herd

Tel: (920) 233-4374; Fax: (920) 744-0238  
Arena: Menominee Nation Arena  
Media Relations Contact: Eric Kohlbeck (ekohlbeck@bucks.com)  
Website: www.wisconsinherd.com  
NBA Affiliation: Milwaukee

# NBA KEY DATES / OFFICIALS ROSTER

## NATIONAL BASKETBALL ASSOCIATION KEY DATES

### 2018

September 7	Naimsmith Memorial Basketball Hall of Fame Enshrinement (Springfield, MA)
September 21	First allowable date for players participating in preseason NBA Global Games to report to their teams
September 22	Training Camps open for all teams participating in preseason NBA Global Games
September 24	First allowable date for all other veteran players to report to their teams
September 25	Training Camps open for all other teams
September 28	NBA Preseason games begin
September 29	NBA Canada Series 2018, Portland Trail Blazers vs. Toronto Raptors (Vancouver)
October 5	NBA China Games 2018, Dallas Mavericks vs. Philadelphia 76ers (Shanghai)
October 8	NBA China Games 2018, Dallas Mavericks vs. Philadelphia 76ers (Shenzhen)
October 10	NBA Canada Series 2018, Brooklyn Nets vs. Toronto Raptors (Montreal)
October 12	NBA Preseason ends
October 15	Rosters set for NBA Opening Day (5 p.m. ET)
October 16	Start of the 2018-19 NBA Regular Season
December 13	NBA Mexico City Games 2018, Orlando Magic vs. Chicago Bulls (Mexico City)
December 15	NBA Mexico City Games 2018, Orlando Magic vs. Utah Jazz (Mexico City)

### 2019

January 5	10-day contracts may now be signed
January 10	All contracts are guaranteed for the remainder of the season
January 15	Last day to sign NBA Two-Way contracts
January 17	NBA London Game 2019, New York Knicks vs. Washington Wizards (London)
February 7	NBA Trade Deadline (3 p.m. ET)
February 15-17	NBA All-Star 2019 (Charlotte, NC)
March 1	Playoff Eligibility Waiver Deadline
April 10-13	Portsmouth Invitational Tournament (Portsmouth, VA)
April 10	Regular Season ends
April 12	Rosters set for NBA Playoffs 2019 (3 p.m. ET)
April 13	NBA Playoffs 2019 begin
April 21	NBA Early Entry Eligibility Deadline (11:59 p.m. ET)
April 29/April 30	Conference Semifinals begin (possible move up to April 27-28)
May 14	NBA Draft Lottery 2019 (Chicago)
May 14-15	Conference Finals begin (possible move up to May 12-13)
May 14-19	NBA Draft Combine 2019 (Chicago)
May 30	NBA Finals 2019 begin
June 10	NBA Draft Early Entry Entrant Withdrawal Deadline (5 p.m. ET)
June 16	The Finals 2019 latest possible date
June 20	NBA Draft 2019

## 2018-19 OFFICIALS ROSTER

3	Buchert, Nick	24	Callahan, Mike	44	Nansel, Brett	67	Adair, Brandon
4	Wright, Sean	25	Brothers, Tony	45	Forte, Brian	68	Goble, Jacyn
5	Fitzgerald, Kane	26	Fraher, Pat	46	Taylor, Ben	71	Mott, Rodney
6	Brown, Tony	27	Ervin, Mitchell	47	Adams, Bennie	72	Orr, J.T.
7	Holtkamp, Lauren	28	Scott, Kevin	48	Foster, Scott	73	Maddox, Tre
8	Davis, Marc	29	Lindsay, Mark	49	Washington, Tom	74	Blair, Curtis
10	Garretson, Ron	30	Goble, John	50	Petrailis, Gediminas	77	Lane, Karl
11	Collins, Derrick	31	Wall, Scott	51	Smith, Aaron	<b><u>NON-STAFF OFFICIALS</u></b>	
12	Washington, CJ	32	Kogut, Marat	52	Twardoski, Scott	53	Butler, John
14	Malloy, Ed	33	Corbin, Sean	54	Acosta, Ray	57	Dagher, Mousa
15	Zarba, Zach	34	Cutler, Kevin	55	Kennedy, Bill	65	Green, Nate
16	Guthrie, David	35	Goldenberg, Jason	56	Ayotte, Mark	75	Moyer-Gleich, Ashley
17	Sterling, Jonathan	36	Barnaky, Brent	58	Tiven, Josh	43	Myers, Matt
18	Boland, Matt	37	Dalen, Eric	59	Zielinski, Gary	70	Ransom, Phenizee
19	Capers, James	38	Smith, Michael	60	Williams, James	76	Sago, Natalie
20	Richardson, Leroy	39	Ford, Tyler	61	Kirkland, Courtney	78	Scott, Evan
21	Taylor, Dedic	40	Wood, Leon	63	Richardson, Derek		
22	Spooner, Bill	41	Mauer, Ken	64	Van Duyn, Justin		
23	Phillips, Jason	42	Lewis, Eric	66	Workman, Haywood		



# 2017-18 FINAL STANDINGS

## EASTERN CONFERENCE

### EASTERN CONFERENCE ATLANTIC DIVISION

TEAM	W	L	PCT	GB	HOME	ROAD	LAST-10	STREAK
Toronto	59	23	.720	-	34-7	25-16	6-4	Lost 1
Boston	55	27	.671	4	27-14	28-13	6-4	Won 1
Philadelphia	52	30	.634	7	30-11	22-19	10-0	Won 16
New York	29	53	.354	30	19-22	10-31	3-7	Won 1
Brooklyn	28	54	.341	31	15-26	13-28	5-5	Lost 1

### EASTERN CONFERENCE CENTRAL DIVISION

TEAM	W	L	PCT	GB	HOME	ROAD	LAST-10	STREAK
Cleveland	50	32	.610	-	29-12	21-20	7-3	Lost 1
Indiana	48	34	.585	2	27-14	21-20	7-3	Lost 1
Milwaukee	44	38	.537	6	25-16	19-22	6-4	Lost 1
Detroit	39	43	.476	11	25-16	14-27	7-3	Won 1
Chicago	27	55	.329	23	17-24	10-31	3-7	Lost 4

### EASTERN CONFERENCE SOUTHEAST DIVISION

TEAM	W	L	PCT	GB	HOME	ROAD	LAST-10	STREAK
Miami	44	38	.537	-	26-15	18-23	5-5	Won 1
Washington	43	39	.524	1	23-18	20-21	3-7	Lost 1
Charlotte	36	46	.439	8	21-20	15-26	5-5	Won 1
Orlando	25	57	.305	19	17-24	8-33	4-6	Won 1
Atlanta	24	58	.293	20	16-25	8-33	3-7	Lost 1

## WESTERN CONFERENCE

### WESTERN CONFERENCE WESTERN DIVISION

TEAM	W	L	PCT	GB	HOME	ROAD	LAST-10	STREAK
Houston	65	17	.793	-	34-7	31-10	7-3	Lost 1
New Orleans	48	34	.585	17	24-17	24-17	6-4	Won 5
San Antonio	47	35	.573	18	33-8	14-27	5-5	Lost 1
Dallas	24	58	.293	41	15-26	9-32	2-8	Lost 4
Memphis	22	60	.268	43	16-25	6-35	3-7	Lost 2

### WESTERN CONFERENCE NORTHWEST DIVISION

TEAM	W	L	PCT	GB	HOME	ROAD	LAST-10	STREAK
Portland	49	33	.598	-	28-13	21-20	5-5	Won 1
Oklahoma City	48	34	.585	1	27-14	21-20	5-5	Won 3
Utah	48	34	.585	1	28-13	20-21	7-3	Lost 1
Minnesota	47	35	.573	2	30-11	17-24	6-4	Won 3
Denver	46	36	.561	3	31-10	15-26	7-3	Lost 1

### WESTERN CONFERENCE PACIFIC DIVISION

TEAM	W	L	PCT	GB	HOME	ROAD	LAST-10	STREAK
Golden State	58	24	.707	-	29-12	29-12	4-6	Lost 1
L.A. Clippers	42	40	.512	16	22-19	20-21	4-6	Lost 4
L.A. Lakers	35	47	.427	23	20-21	15-26	3-7	Won 1
Sacramento	27	55	.329	31	14-27	13-28	4-6	Won 1
Phoenix	21	61	.256	37	10-31	11-30	2-8	Won 1

## 2017-18 REGULAR SEASON WIN GRID

### ATLANTIC DIVISION

	ATL	BOS	BRN	CHA	CHI	CLE	DAL	DEN	DET	GSW	HOU	IND	LAC	LAL	MEM	MIA	MIL	MIN	NOP	NYK	OKC	ORL	PHI	PHX	POR	SAC	SAS	TOR	UTA	WAS
TOR	4	2	4	4	4	1	1	1	4	0	2	3	0	2	2	1	2	3	0	3	3	2	2	2	1	-	1	2		
BOS	3	-	4	3	3	1	2	2	2	1	1	2	1	1	2	1	2	2	0	3	2	3	3	2	2	2	1	2	1	1
PHI	3	1	3	4	2	2	2	2	4	0	1	1	2	1	1	2	2	2	1	4	0	3	-	1	1	0	2	1	2	2
NY	1	1	4	2	1	2	1	1	0	0	0	1	1	1	1	2	0	0	1	-	1	1	0	2	0	1	0	1	2	1
BKN	3	0	-	1	3	1	2	0	1	0	0	0	0	0	2	3	1	1	0	0	1	3	1	1	1	0	0	0	1	2

### CENTRAL DIVISION

	ATL	BOS	BRN	CHA	CHI	CLE	DAL	DEN	DET	GSW	HOU	IND	LAC	LAL	MEM	MIA	MIL	MIN	NOP	NYK	OKC	ORL	PHI	PHX	POR	SAC	SAS	TOR	UTA	WAS	
CLE	3	2	3	3	4	-	2	1	3	0	0	1	1	1	2	2	3	1	1	2	2	2	2	2	1	1	0	2	1	1	
IND	3	2	4	2	3	3	0	1	1	2	0	-	2	1	2	2	3	1	0	2	0	3	2	2	2	0	2	2	1	1	3
MIL	3	2	2	2	2	1	0	2	1	0	1	0	2	2	2	0	-	1	0	4	1	3	2	2	2	2	2	1	1	2	
DET	3	1	3	1	3	1	1	0	-	1	1	3	1	1	1	2	2	2	0	3	1	1	0	2	1	2	1	0	0	1	
CHI	3	1	0	3	-	0	2	0	1	0	0	1	0	0	2	1	2	1	0	3	0	4	1	0	0	0	0	0	1	1	

### SOUTHEAST DIVISION

	ATL	BOS	BRN	CHA	CHI	CLE	DAL	DEN	DET	GSW	HOU	IND	LAC	LAL	MEM	MIA	MIL	MIN	NOP	NYK	OKC	ORL	PHI	PHX	POR	SAC	SAS	TOR	UTA	WAS
MIA	3	2	1	4	3	1	2	1	2	0	0	2	2	1	2	-	3	1	0	2	0	2	2	2	0	0	0	2	2	2
WAS	2	3	1	1	2	1	0	1	3	0	1	2	1	1	2	2	2	1	2	2	1	3	2	1	2	1	2	0	-	
CHA	4	0	2	-	1	0	1	2	1	0	2	1	1	1	2	0	2	1	0	2	1	4	0	2	0	2	0	0	1	3
ORL	2	1	1	0	0	2	1	0	2	0	0	0	0	1	2	2	1	1	3	1	-	0	2	0	2	0	1	0	0	1
ATL	-	1	1	0	0	1	2	1	1	0	0	1	0	0	1	1	0	1	2	0	2	0	1	1	1	1	1	0	2	2

### SOUTHWEST DIVISION

	ATL	BOS	BRN	CHA	CHI	CLE	DAL	DEN	DET	GSW	HOU	IND	LAC	LAL	MEM	MIA	MIL	MIN	NOP	NYK	OKC	ORL	PHI	PHX	POR	SAC	SAS	TOR	UTA	WAS
HOU	2	1	2	2	2	2	4	3	1	2	-	2	2	3	2	2	2	4	3	2	1	2	1	4	4	2	3	0	4	1
NO	1	2	2	2	1	3	1	1	1	2	3	3	2	2	2	2	0	-	1	2	1	1	3	2	2	3	0	1	0	
SA	1	1	2	2	2	2	3	2	1	1	1	0	2	0	4	2	0	2	1	2	2	1	0	4	2	4	-	1	1	1
DAL	0	0	0	1	0	0	-	2	1	0	0	2	1	1	3	0	1	0	1	2	1	0	0	1	2	1	1	0	2	
MEM	1	0	0	0	0	0	1	1	1	1	2	0	2	2	-	0	0	2	2	1	2	0	0	1	1	2	1	0	0	0

### NORTHWEST DIVISION

	ATL	BOS	BRN	CHA	CHI	CLE	DAL	DEN	DET	GSW	HOU	IND	LAC	LAL	MEM	MIA	MIL	MIN	NOP	NYK	OKC	ORL	PHI	PHX	POR	SAC	SAS	TOR	UTA	WAS
POR	1	0	1	2	2	1	2	1	1	2	0	2	3	3	2	2	0	2	2	2	4	2	1	4	-	3	1	0	2	1
OKC	2	0	1	1	2	1	2	1	2	2	2	3	2	4	2	2	1	1	1	-	1	2	2	0	3	2	2	3	1	
UTA	0	1	1	1	1	1	3	2	2	3	0	1	3	3	3	0	1	2	3	0	1	2	0	3	2	3	2	1	-	2
MIN	1	0	1	1	1	1	4	3	0	1	0	1	4	4	1	1	1	-	4	2	3	1	0	2	2	3	1	1	2	1
DEN	1	0	2	1	2	1	2	-	2	2	0	1	1	2	3	1	2	1	2	1	3	2	0	2	3	3	2	1	2	1

### PACIFIC DIVISION

	ATL	BOS	BRN	CHA	CHI	CLE	DAL	DEN	DET	GSW	HOU	IND	LAC	LAL	MEM	MIA	MIL	MIN	NOP	NYK	OKC	ORL	PHI	PHX	POR	SAC	SAS	TOR	UTA	WAS
GS	2	1	2	1	2	2	4	2	1	-	1	0	3	4	2	2	1	2	3	2	2	2	2	4	1	2	3	2	1	2
LAC	2	1	2	1	2	1	2	2	1	1	2	0	-	3	2	0	2	0	1	1	2	0	2	0	4	1	4	1	2	1
LAL	2	1	2	1	2	1	3	2	1	0	1	1	1	-	2	1	0	0	0	1	2	1	1	3	0	2	3	0	0	1
SAC	1	0	2	0	2	1	2	1	0	2	1	0	0	2	1	2	0	0	2	1	1	2	2	1	1	-	0	0	0	0
PHO	1	0	1	0	2	0	3	1	0	0	0	0	0																	

# 2017-18 NBA TEAM STATISTICS

## FINAL TEAM STATISTICS

TEAM	POINTS PER GAME		FIELD GOAL PERCENTAGE		TURNOVERS PER GAME		REBOUND PERCENTAGES			BELOW 100 PTS.		OVERTIME GAMES		3 PTS. OR LESS		10 PTS. OR MORE	
	OWN	OPP.	OWN	OPP.	OWN	OPP.	OFF.	DEF.	TOT.	OWN	OPP.	W	L	W	L	W	L
Atlanta	103.4	108.8	.446	.469	15.5	15.1	.211	.762	.486	31	16	0	1	6	8	8	35
Boston	104.0	100.4	.450	.440	14.0	14.1	.215	.784	.500	27	41	2	2	11	8	25	9
Brooklyn	106.6	110.3	.441	.466	15.2	12.4	.210	.770	.490	23	14	1	5	5	7	9	27
Charlotte	108.2	108.0	.450	.468	12.7	13.6	.222	.808*	.515	24	16	2	2	1	5	23	23
Chicago	102.9	110.0	.435	.472	14.0	13.5	.206	.806	.506	32	14	2	3	9	5	6	30
Cleveland	110.9	109.9	.476	.474	13.7	13.5	.200	.773	.487	16	19	2	0	8	5	17	20
Dallas	102.3	105.4	.444	.469	12.3*	13.7	.180	.789	.485	36	29	0	5	2	9	11	20
Denver	110.0	108.5	.470	.476	15.0	13.8	.257	.775	.516	17	17	3	4	10	5	21	15
Detroit	103.8	103.9	.450	.459	13.4	14.8	.227	.785	.506	28	28	1	4	4	7	19	23
Golden State	113.5*	107.5	.503*	.447	15.4	14.3	.210	.763	.487	12	20	2	0	5	1	38	13
Houston	112.4	103.9	.460	.462	13.8	14.6	.213	.799	.506	8	35	2	0	5	3	38	8
Indiana	105.6	104.2	.472	.465	13.3	15.5	.227	.762	.494	27	30	3	0	11	2	20	16
L.A. Clippers	109.0	109.0	.471	.459	14.7	14.1	.235	.761	.498	15	15	0	1	8	2	22	19
L.A. Lakers	108.1	109.6	.461	.456	15.8	14.3	.236	.777	.507	21	18	3	5	6	7	18	21
Memphis	99.3	105.5	.444	.462	15.0	14.8	.224	.765	.494	42	25	0	1	5	12	8	26
Miami	103.4	102.9	.455	.450	14.4	14.1	.215	.790	.502	32	33	3	6	9	9	16	13
Milwaukee	106.5	106.8	.478	.468	13.8	15.6	.204	.759	.482	24	22	3	3	7	4	14	16
Minnesota	109.5	107.3	.476	.475	12.5	15.1	.244	.764	.504	16	23	3	2	7	7	25	12
New Orleans	111.7	110.4	.483	.454	14.9	14.5	.200	.767	.484	15	14	7	2	7	3	19	16
New York	104.5	108.0	.464	.457	14.7	13.4	.241	.767	.504	24	19	1	4	2	7	15	30
Oklahoma City	107.9	104.4	.453	.458	14.0	16.0*	.277*	.774	.525*	20	27	3	1	8	10	24	11
Orlando	103.4	108.2	.452	.468	14.5	14.2	.200	.756	.478	27	21	2	0	3	5	10	27
Philadelphia	109.8	105.3	.472	.434*	16.5	14.3	.253	.786	.519	15	22	1	1	4	7	31	11
Phoenix	103.9	113.3	.442	.471	15.7	13.4	.225	.765	.495	30	10	0	1	6	5	5	40
Portland	105.6	103.0	.452	.447	13.5	12.6	.233	.791	.512	20	33	2	1	8	8	20	12
Sacramento	98.8	105.8	.450	.470	13.7	14.3	.215	.776	.495	44	25	3	0	6	5	5	32
San Antonio	102.7	99.8*	.457	.453	13.1	14.1	.237	.786	.512	32	42	1	1	8	10	25	17
Toronto	111.7	103.9	.472	.449	13.4	14.3	.230	.777	.504	14	33	4	2	5	7	33	5
Utah	104.1	99.8*	.462	.449	14.7	14.9	.215	.798	.507	31	41	2	1	4	5	31	19
Washington	106.6	106.0	.467	.462	14.6	14.9	.235	.771	.503	22	23	3	3	5	7	22	12

COMPOSITE: 106.3 460 14.3 223 .777 725 725 61 185 578

### REBOUND PERCENTAGES

OFF. (Percentage of a given team's missed shots which that team rebounds)

DEF. (Percentage of opponents' missed shots which a given team rebounds)

TOT. (Average of offensive and defensive rebound percentages)

\* League Leader

## TEAM'S STATISTICS (PER GAME RANK WITHIN LEAGUE)

	ATL	BOS	BKN	CHA	CHI	CLE	DAL	DEN	DET	GSW	HOU	IND	LAC	LAL	MEM	MA	MIL	MIN	NOP	NYK	OKC	ORL	PHI	PHX	POR	SAC	SAS	TOR	UTA	WAS	
PTS	25	20	14	10	26	5	28	6	22	1	2	17	9	11	29	23	15	8	3	18	12	24	7	21	16	30	27	4	19	13	
FG%	25	21	29	24	30	5	26	10	23	1	15	6	9	14	27	17	3	4	2	12	18	19	8	28	20	22	16	7	13	11	
FT%	7	17	14	24	20	10	19	18	25	1	9	11	26	30	6	22	8	2	15	5	29	21	23	27	3	28	13	4	12	16	
3FG%	15	2	20	8	21	6	17	7	5	1	14	9	23	29	25	16	22	19	13	27	24	28	10	30	11	3	26	18	12	4	
OREB	20	20	15	12	16	27	30	2	11	28	24	17	10	4	18	21	29	7	26	5	1	25	3	8	9	19	6	14	23	13	
DREB	23	6	9	4	8	17	21	20	18	7	10	25	16	2	30	13	28	27	3	19	26	24	1	15	5	29	14	11	11	22	
REB	25	8	9	31	6	23	27	7	16	17	18	22	15	2	29	18	30	24	10	13	5	26	1	12	31	28	11	14	20	21	
AST	8	20	9	24	10	12	19	5	15	1	26	23	22	7	26	17	14	18	3	13	28	11	2	29	30	25	15	6	21	4	
STL	12	3	30	28	18	24	25	17	14	9	5	3	14	13	22	21	2	6	8	29	1	17	7	27	26	11	14	18	4	10	
TO	17	15	25	3	14	10	1	23	7	26	11	5	19	29	24	16	11	2	22	21	3	20	7	30	28	8	9	4	6	20	18
BLK	23	18	16	18	30	28	29	12	27	1	15	25	20	17	14	6	5	24	3	8	11	13	9	21	7	25	4	2	9	22	2
PF	14	17	23	2	9	5	10	6	4	15	12	7	18	24	10	20	26	3	8	22	21	11	39	28	13	19	1	27	16	25	
DQ	27	14	23	8	8	1	12	23	14	6	14	3	14	25	29	25	19	27	8	20	12	6	20	30	14	3	31	8	2	20	

## OPPONENT'S STATISTICS (PER GAME RANK WITHIN LEAGUE)

	ATL	BOS	BKN	CHA	CHI	CLE	DAL	DEN	DET	GSW	HOU	IND	LAC	LAL	MEM	MA	MIL	MIN	NOP	NYK	OKC	ORL	PHI	PHX	POR	SAC	SAS	TOR	UTA	WAS
PTS	23	3	28	19	27	26	12	22	8	18	6	9	24	25	13	4	16	17	29	20	10	21	11	30	5	14	11	6	11	15
FG%	24	2	19	22	27	28	23	30	14	3	16	18	13	10	17	7	21	29	9	11	12	20	1	26	4	25	8	5	6	15
FT%	20	12	14	30	29	5	6	1	23	8	3	7	25	10	18	26	27	24	28	12	17	21	2	15	4	13	9	16	19	11
3FG%	28	1	23	24	27	22	15	30	12	10	7	5	9	3	21	13	25	18	8	20	19	14	2	26	16	29	4	11	17	6
OREB	24	13	25	11	11	18	5	14	8	30	31	21	28	23	11	6	19	15	29	21	11	17	20	26	10	7	8	17	31	16
DREB	18	20	28	25	30	17	29	2	21	1	15	8	13	22	12	19	9	3	23	10	6	26	4	27	16	23	14	5	10	7
REB	23	22	30	19	26	18	27	2	21	8	4	14	17	24	8	15	12	3	25	16	5	28	6	29	13	20	10	7	1	10
AST	30	4	5	26	29	28	15	25	27	17	11	12	24	16	9	3	18	21	20	22	14	23	5	13	2	18	8	7	1	10
STL	28	7	15	2	5	12	7	1	20	9	30	11	3	27	25	13	4	1	22	22	15	18	26	29	10	17	14	5	24	19
TO	4	19	30	24	25	26	23	22	8	13	10	3	21	16	9	18	2	4	11	28	1	17	15	27	19	13	20	12	6	7
BLK	28	6	27	20	24	3	8	16	17	1	5	25	29	26	23	10	7	12	4	14	1	9	21	30	22	14	2	18	11	13
PF	14	22	19	1	29	7	20	6	27	5	11	26	2	9	10	21	16	5	13	28	3	24	11	4	23	30	18	16	8	15
DQ	12	17	15	8	17	21	29	4	25	25	4	21	6	6	25	21	12	17	2	17	12	29	1	3	21	25	15	8	8	8



2017-18 FINAL TEAM STATISTICS

TEAM	FIELD GOALS				3-PT. F.G.'S			FREE THROWS		REBOUNDS			MISCELLANEOUS					SCORING			
	G	MADE	ATT.	PCT.	MADE	ATT.	PCT.	MADE	ATT.	PCT.	OFF.	DEF.	TOT.	AST	PF	DO	STL	TO	BLK	PTS	AVG.
G.S.	82	3509	6980	503	926	2370	391	1360	1668	815	691	2877	3568	2402	1607	4	656	1265	612	9304	113.5
Hou.	82	3174	6906	460	1256	3470	362	1609	2061	781	739	2825	3564	1767	1597	7	699	1135	392	9213	112.4
N.O.	82	3500	7241	483	837	2312	362	1324	1716	772	712	2924	3636	2195	1570	5	657	1293	485	9161	111.7
Tor.	82	3383	7169	472	968	2705	358	1422	1790	794	800	2807	3607	1995	1783	5	626	1095	500	9156	111.7
Clev.	82	3311	6950	476	981	2636	372	1488	1909	779	693	2761	3454	1916	1524	1	582	1126	312	9091	110.9
Den.	82	3338	7102	470	940	2536	371	1404	1830	767	902	2748	3650	2059	1533	10	627	1226	404	9020	110.0
Phil.	82	3349	7098	472	901	2445	369	1405	1868	752	893	2996	3889	2221	1811	9	682	1353	420	9004	109.8
LA-C	82	3365	7063	476	658	1845	357	1592	1980	804	848	2593	3441	1861	1495	12	689	1021	345	8980	109.5
Min.	82	3302	7004	471	777	2196	354	1556	2095	743	832	2766	3598	1832	1638	7	628	1204	372	8937	109.0
Chi.	82	3197	7106	450	824	2233	369	1656	2216	747	827	2901	3728	1770	1409	5	559	1041	373	8874	108.8
LA-L	82	3338	7248	461	822	2384	345	1364	1910	714	876	2927	3803	1949	1736	11	633	1295	388	8862	108.2
OKC.	82	3271	7220	453	881	2490	354	1421	1985	716	1024	2671	3695	1750	1653	6	743	1146	412	8844	107.9
Wash.	82	3275	7018	467	814	2173	375	1378	1786	772	823	2713	3536	2065	1746	9	645	1196	353	8742	106.6
Brk.	82	3136	7114	441	1041	2924	356	1428	1850	772	792	2852	3644	1941	1688	10	512	1245	390	8741	106.6
Milw.	82	3257	6807	478	718	2024	355	1499	1915	783	688	2579	3267	1905	1752	8	722	1135	443	8731	106.5
Port.	82	3222	7132	452	845	2308	366	1372	1715	800	835	2893	3728	1599	1599	7	573	1109	423	8661	105.6
Ind.	82	3345	7083	472	741	2010	369	1225	1573	779	788	2684	3472	1819	1544	3	721	1088	340	8656	105.6
N.Y.	82	3334	7193	464	673	1914	352	1225	1557	787	859	2752	3611	1912	1682	9	552	1208	421	8566	104.5
Utah	82	3139	6797	462	887	2425	366	1375	1766	779	740	2807	3547	1839	1608	2	708	1205	420	8540	104.1
Bos.	82	3141	6975	450	939	2492	377	1308	1697	771	767	2878	3645	1842	1618	7	604	1149	373	8529	104.0
Phoe.	82	3153	7141	442	763	2286	334	1453	1962	741	842	2776	3618	1743	1807	19	569	1288	370	8522	103.9
Det.	82	3208	7129	450	886	2373	373	1207	1621	745	830	2756	3586	1868	1508	7	628	1120	317	8509	103.8
Miami	82	3184	6997	455	903	2506	360	1209	1601	755	763	2801	3564	1862	1648	11	620	1179	437	8480	103.4
Orl.	82	3182	7042	452	844	2405	351	1271	1678	757	722	2692	3414	1921	1579	4	622	1192	400	8479	103.4
Atl.	82	3130	7015	446	917	2544	360	1298	1654	785	743	2693	3436	1946	1606	12	638	1275	348	8475	103.4
Chi.	82	3170	7285	435	906	2549	355	1194	1574	759	790	2872	3662	1923	1571	5	626	1147	289	8440	102.9
S.A.	82	3202	6999	457	696	1977	352	1324	1715	772	849	2717	3626	1868	1408	3	628	1078	460	8424	102.7
Dall.	82	3128	7042	444	967	2688	360	1167	1530	763	666	2717	3383	1858	1708	6	578	1007	310	8390	102.3
Mem.	82	3013	6788	444	758	2152	352	1361	1732	786	780	2544	3324	1767	1500	15	613	1227	396	8145	99.3
Sac.	82	3179	7063	450	738	1967	375	1008	1371	735	777	2578	3355	1768	1639	3	643	1125	340	8104	98.8

2017-18 FINAL OPPONENT STATISTICS

TEAM	FIELD GOALS				3-PT. F.G.'S			FREE THROWS		REBOUNDS			MISCELLANEOUS					SCORING			
	G	MADE	ATT.	PCT.	MADE	ATT.	PCT.	MADE	ATT.	PCT.	OFF.	DEF.	TOT.	AST	PF	DO	STL	TO	BLK	PTS	AVG.
S.A.	3131	6911	4533	750	2154	348	1175	1549	759	756	2731	3487	1786	1619	7	622	1155	318	8187	99.8	+2.9
Utah	3057	6804	449	777	2131	365	1295	1680	771	710	2702	3412	1636	1683	9	678	1224	380	8187	99.8	+4.3
Bos.	3066	6973	440	769	2270	339	1334	1748	763	791	2804	3595	1744	1571	6	594	1159	364	8235	100.4	+3.6
Miami	3090	6873	450	785	2181	360	1476	1885	783	744	2791	3535	1720	1587	5	616	1160	378	8441	102.9	+0.5
Port.	3146	7042	447	794	2179	364	1362	1803	755	763	2755	3518	1655	1564	5	602	1036	418	8448	103.0	+2.6
Hou.	3244	7017	462	829	2365	351	1201	1610	746	710	2738	3448	1837	1670	11	609	1194	363	8518	103.9	+8.5
Tor.	3149	7017	449	731	2046	357	1489	1941	767	806	2672	3478	1785	1633	9	598	1176	401	8518	103.9	+7.8
Det.	3206	6988	459	908	2527	359	1201	1548	776	756	2833	3589	2064	1511	4	597	1215	398	8521	103.9	-0.1
Ind.	3230	6953	465	870	2496	349	1213	1602	757	838	2685	3523	1905	1514	5	577	1271	428	8543	104.2	+1.4
OKC.	3156	6885	458	920	2507	367	1332	1733	769	782	2676	3458	1917	1750	8	630	1314	377	8564	104.4	+3.4
Phil.	3120	7185	434	829	2427	342	1556	2102	745	818	2641	3459	1782	1760	15	607	1173	417	8635	105.3	+4.5
Dall.	3219	6870	469	874	2411	363	1327	1754	757	725	3027	3752	1929	1604	2	594	1126	369	8639	105.4	-3.0
Mem.	3046	6587	462	874	2377	368	1688	2196	769	782	2703	3485	1816	1674	4	662	1211	421	8654	105.5	-0.5
Sac.	3177	6759	470	976	2586	377	1347	1760	765	745	2843	3588	1939	1422	4	636	1175	389	8677	105.6	-7.0
Wash.	3195	6918	462	839	2393	349	1469	1931	761	805	2682	3487	1831	1639	9	641	1223	383	8694	106.0	-0.6
Milw.	3209	6863	468	829	2225	373	1509	1926	783	817	2686	3503	1939	1633	8	585	1279	366	8756	106.8	-0.3
Min.	3298	6942	475	890	2431	366	1311	1683	779	803	2626	3429	1962	1711	6	529	1238	387	8797	107.3	+2.2
G.S.	3298	7380	447	853	2392	357	1369	1807	758	893	2592	3485	1934	1516	4	717	1175	300	8814	107.5	+6.0
Chi.	3370	7199	468	926	2467	375	1187	1494	795	891	2891	3582	2029	1839	9	642	1112	404	8853	108.0	+6.3
N.Y.	3233	7078	457	917	2494	368	1475	1906	774	838	2702	3540	1965	1599	6	570	1095	389	8858	108.0	-3.6
Orl.	3355	7176	468	819	2260	362	1345	1741	773	868	2892	3760	1998	1556	2	639	1166	402	8874	108.2	-4.8
Den.	3386	7113	476	893	2364	378	1234	1671	738	800	2613	3413	2028	1699	11	654	1131	391	8899	108.5	+1.5
Clev.	3336	7107	469	949	2519	377	1301	1686	772	871	2825	3625	2133	1661	8	710	1238	453	8922	108.8	+5.5
LA-C	3298	7193	459	881	2477	356	1457	1864	782	871	2706	3577	2015	1803	10	699	1154	462	8934	109.0	+0.0
LA-L	3366	7374	456	855	2469	346	1402	1843	761	840	2835	3675	1932	1679	10	682	1170	447	8989	109.6	-1.5
Clev.	3429	7238	474	956	2596	396	1200	1588	756	812	2766	3578	2122	1696	5	613	1100	340	9014	109.9	+0.9
Chi.	3460	7115	472	990	2678	370	1307	1661	787	691	3053	3744	2123	1425	6	588	1111	423	9017	110.0	-7.0
Brk.	3418	7334	466	741	2010	369	1471	1921	766	853	2981	3834	1782	1515	7	630	1015	450	9048	110.3	-3.7
N.O.	3423	7539	454	891	2509	355	1317	1679	784	887	2843	3730	1947	1669	14	670	1186	344	9054	110.4	+1.3
Phoe.	3426	7274	471	895	2398	373	1543	2014	766	855	2906	3761	1910	1715	13	712	1098	488	9290	113.3	-9.4

AVG.	3248	7057	460	860	2378	362	1363	1778	767	796	2772	3568	1905	1628	7	633	1170	395
------	------	------	-----	-----	------	-----	------	------	-----	-----	------	------	------	------	---	-----	------	-----

## 2017-18 NBA High-Low / 2017-18 NBA ATTENDANCE

### SINGLE GAME HIGHS - PLAYERS

Minutes	52	(3 times) Cousins, NO vs. CHI, 1/22 (2OT)
Minutes	48	Harrison, DAL vs. PHO, 4/10
Field Goals	23	James, CLE at WAS, 11/3
FG Attempts	37	Beal, WAS at POR, 12/5
3-PT. Field Goals	10	Curry, GS vs. MEM, 12/30
3-PT. Field Goals	10	Walker, CHA vs. MEM, 3/22
3-PT. FG Attempts	18	Crabbe, BRK vs. NO, 2/10 (2 OT)
3-PT. FG Attempts	18	Prince, ATL vs. PHI, 4/10
Free Throws	21	Davis, NO vs. PHO, 2/26
FT Attempts	29	Simmons, PHI vs. WAS, 11/29
Off. Rebounds	12	Jordan, LAC vs. MIN, 12/6
Off. Rebounds	12	Adams, OKC vs. CLE, 2/13
Def. Rebounds	22	Howard, CHA at DAL, 3/24
Rebounds	30	Howard, CHA at BRK, 3/21
Assists	25	Rondo, NO vs. BRK, 12/27
Steals	10	L. Williams, LAC at UTA, 1/20
Turnovers	11	James, CLE vs. IND, 1/26
Blocks	10	Davis, NO vs. UTA, 3/11
Points	60	Harden, HOU vs. ORL, 1/30

### SINGLE GAME HIGHS & LOWS - TEAMS

Field Goals	58	Oklahoma City, at CLE, 1/20
Fewest Field Goals	22	Chicago, vs. OKC, 10/28
FG Attempts	114	Brooklyn, vs. NO, 2/10 (2 OT)
FG Attempts	109	L.A. Lakers, vs. PHI, 11/15
Fewest FG Attempts	66	Miami, at MEM, 12/11
Field Goal Pct.	.667	Indiana, at MIN, 10/24
Lowest Field Goal %	.282	Chicago, vs. OKC, 10/28
3-PT. Field Goals	24	(twice) Brooklyn, at CHI, 4/7
3-PT. FG Attempts	59	Brooklyn, vs. NO, 2/10 (2 OT)
3-PT. FG Attempts	57	(twice) Houston, vs. CHI, 3/27
3-PT. FG Pct.	.714	Memphis, at GS, 12/3
Free Throws	41	Philadelphia, vs. WAS, 11/29
Fewest Free Throws	1	(twice) Atlanta, vs. ORL, 4/1
FT Attempts	64	Philadelphia, vs. WAS, 11/29
Fewest FT Attempts	1	Atlanta, vs. ORL, 4/1
Free Throw Pct.	1.000	(30 times) New York, vs. MIL, 4/7
Lowest Free Throw %	.143	L.A. Lakers, vs. IND, 1/19
Off. Rebounds	23	(twice) Charlotte, at BRK, 3/21
Fewest Off. Rebounds	0	Phoenix, at TOR, 12/5
Def. Rebounds	56	Phoenix, at BRK, 10/31
Fewest Def. Reb.	18	(twice) Sacramento, at ATL, 11/15
Rebounds	68	Charlotte, at BRK, 3/21
Fewest Rebounds	22	Dallas, at MIA, 12/22
Assists	46	Golden State, at ORL, 12/1
Fewest Assists	9	(3 times) Milwaukee, at MIA, 1/14
Personal Fouls	42	Washington, at PHI, 11/29
Fewest Per. Fouls	8	Charlotte, at IND, 4/10
Steals	17	(5 times) OKC, vs. LAC, 3/16
Turnovers	29	Phoenix, vs. MIL, 11/22 (OT)
Turnovers	27	(twice) Memphis, at ATL, 2/6
Fewest Turnovers	3	(twice) Sacramento, at DEN, 3/11
Blocks	16	(3 times) Toronto, vs. DEN, 3/27
Points	149	Miami, vs. DEN, 3/19 (2 OT)
Points	148	Oklahoma City, at CLE, 1/20
Fewest Points	66	(twice) Washington, at UTA, 12/4

### 2017-18 ATTENDANCE

TEAM	HOME ATTENDANCE		
	G	ATT	AVG
Atlanta Hawks	41	590,769	14,409
Boston Celtics	41	763,584	18,624
Brooklyn Nets	41	639,510	15,598
Charlotte Hornets	41	671,404	16,376
Chicago Bulls	41	851,824	20,776
Cleveland Cavaliers	41	843,042	20,562
Dallas Mavericks	41	811,453	19,792
Denver Nuggets	41	702,796	17,141
Detroit Pistons	41	713,945	17,413
Golden State Warriors	41	803,436	19,596
Houston Rockets	41	732,722	17,871
Indiana Pacers	41	658,119	16,052
Los Angeles Clippers	41	697,812	17,020
Los Angeles Lakers	41	776,328	18,935
Memphis Grizzlies	41	653,863	15,948
Miami Heat	41	804,910	19,632
Milwaukee Bucks	41	685,303	16,715
Minnesota Timberwolves	41	699,308	17,056
New Orleans Pelicans	41	673,920	16,437
New York Knickerbockers	41	792,608	19,332
Oklahoma City Thunder	41	746,323	18,203
Orlando Magic	41	734,531	17,915
Philadelphia 76ers	41	833,503	20,329
Phoenix Suns	41	690,576	16,843
Portland Trail Blazers	41	795,328	19,398
Sacramento Kings	41	719,903	17,559
San Antonio Spurs	41	754,562	18,404
Toronto Raptors	41	813,431	19,840
Utah Jazz	41	734,806	17,922
Washington Wizards	41	739,302	18,032
<b>TOTALS</b>	<b>1230</b>	<b>22,128,921</b>	<b>17,991</b>

TEAM	ROAD ATTENDANCE		
	G	ATT	AVG
Atlanta Hawks	41	729,839	17,801
Boston Celtics	41	760,822	18,557
Brooklyn Nets	41	725,099	17,685
Charlotte Hornets	41	722,558	17,623
Chicago Bulls	41	739,242	18,030
Cleveland Cavaliers	41	781,477	19,060
Dallas Mavericks	41	712,566	17,380
Denver Nuggets	41	732,712	17,871
Detroit Pistons	41	736,330	17,959
Golden State Warriors	41	774,248	18,884
Houston Rockets	41	753,134	18,369
Indiana Pacers	41	727,547	17,745
Los Angeles Clippers	41	729,030	17,781
Los Angeles Lakers	41	766,568	18,697
Memphis Grizzlies	41	711,289	17,349
Miami Heat	41	745,274	18,177
Milwaukee Bucks	41	753,614	18,381
Minnesota Timberwolves	41	731,886	17,851
New Orleans Pelicans	41	734,378	17,912
New York Knickerbockers	41	745,965	18,194
Oklahoma City Thunder	41	773,542	18,867
Orlando Magic	41	723,704	17,651
Philadelphia 76ers	41	737,198	17,980
Phoenix Suns	41	722,045	17,611
Portland Trail Blazers	41	719,823	17,557
Sacramento Kings	41	716,618	17,478
San Antonio Spurs	41	755,528	18,428
Toronto Raptors	41	724,603	17,673
Utah Jazz	41	717,311	17,495
Washington Wizards	41	724,971	17,682
<b>TOTALS</b>	<b>1230</b>	<b>22,128,921</b>	<b>17,991</b>



**POINTS PER GAME**

	G	FG	FT	PTS	AVG
Westbrook, OKC.	72	651	624	2191	30.4
Davis, N.O.	75	780	495	2110	28.1
James, Cle.	82	857	388	2251	27.5
Lillard, Por.	73	621	493	1962	26.9
Antetokounmpo, Mil.	75	742	487	2014	26.9
Durant, G.S.	68	630	359	1792	26.4
Westbrook, OKC.	80	757	417	2028	25.4
Irving, Bos.	60	534	232	1466	24.4
Aldridge, S.A.	75	687	334	1735	23.1
Oladipo, Ind.	75	640	294	1735	23.1

**REBOUNDS PER GAME**

	G	OFF	DEF	TOT	AVG
Drummond, Det.	78	399	848	1247	16.0
Jordan, LA-C	77	329	842	1171	15.2
Howard, Cha.	81	255	757	1012	12.5
Towns, Min.	82	238	774	1012	12.3
Davis, N.O.	75	187	645	832	11.1
Kanter, N.Y.	71	273	507	780	11.0
Embiid, Phi.	63	143	547	690	11.0
Capela, Hou.	74	241	561	802	10.8
Jokic, Den.	75	195	608	803	10.7
Westbrook, OKC.	80	152	652	804	10.1

**ASSISTS PER GAME**

	G	AST	AVG
Westbrook, OKC.	80	820	10.3
James, Cle.	82	747	9.1
Harden, Hou.	72	630	8.8
Rondo, N.O.	65	533	8.2
Simmons, Phi.	81	661	8.2
Paul, Hou.	58	457	7.9
Green, G.S.	70	508	7.3
Teague, Min.	70	492	7.0
Lowry, Tor.	78	537	6.9
Lillard, Por.	73	481	6.6

**STEALS PER GAME**

	G	STL	AVG
Oladipo, Ind.	75	177	2.36
George, OKC.	79	161	2.04
Bledsoe, Pho.-Mil.	74	149	2.01
Butler, Min.	59	116	1.97
Westbrook, OKC.	80	147	1.84
G. Harris, Den.	67	122	1.82
Harden, Hou.	72	126	1.75
Simmons, Phi.	81	140	1.73
Covington, Phi.	80	137	1.71
T. Young, Ind.	81	135	1.67

**BLOCKS PER GAME**

	G	BLK	AVG
Davis, N.O.	75	193	2.57
Capela, Hou.	74	137	1.85
Turner, Ind.	65	118	1.82
Embiid, Phi.	63	111	1.76
Durant, G.S.	68	119	1.75
Drummond, Det.	78	127	1.63
Howard, Cha.	81	131	1.62
Henson, Mil.	76	109	1.43
Antetokounmpo, Mil.	75	106	1.41
Nurkic, Por.	79	111	1.41

**FIELD GOAL %**

	FG	FGA	PCT
Capela, Hou.	441	676	.652
Jordan, LA-C	373	578	.645
Harrell, LA-C	348	548	.635
Adams, OKC.	448	712	.629
Kanter, N.Y.	422	713	.592
Gibson, Min.	425	737	.577
Collins, All.	314	545	.576
Valanciunas, Tor.	390	687	.568
Favors, Utah	395	702	.563
Randle, LA-L	504	904	.558

**3-PT FIELD GOAL %**

	3FG	3GA	PCT
Collison, Ind.	96	205	.468
Bullock, Det.	125	281	.445
Porter, Was.	138	313	.441
Ingles, Utah	204	464	.440
Thompson, G.S.	229	521	.440
Korver, Cle.	164	376	.436
Tolliver, Det.	159	365	.436
Tatum, Bos.	105	242	.434
Hield, Sac.	176	408	.431
Horford, Bos.	97	226	.429

**FREE THROW %**

	FT	FTA	PCT
Curry, G.S.	278	302	.921
Paul, Hou.	203	221	.919
Lillard, Por.	493	538	.916
Belinelli, Atl.-Phi.	148	163	.908
Murray, Den.	229	253	.905
Redick, Phi.	197	218	.904
Irving, Bos.	232	261	.889
Durant, G.S.	359	404	.889
Middleton, Mil.	320	362	.884
Collison, Ind.	127	144	.882

**MINUTES PER GAME**

	G	MIN	AVG
James, Cle.	82	3026	36.9
Antetokounmpo, Mil.	75	2756	36.7
Butler, Min.	59	2164	36.7
George, OKC.	79	2891	36.6
Lillard, Por.	73	2670	36.6
Westbrook, OKC.	80	2914	36.4
Middleton, Mil.	82	2982	36.4
Davis, N.O.	75	2727	36.4
Wiggins, Min.	82	2979	36.3
Beal, Was.	82	2977	36.3

## 2018 NBA DRAFT

### FIRST ROUND

1	Phoenix Suns	Deandre Ayton	C	Arizona (Fr.)
2	Sacramento Kings	Marvin Bagley III	C	Duke (Fr.)
3	Atlanta Hawks	Luka Doncic	G	Real Madrid (Spain)
4	Memphis Grizzlies	Jaren Jackson Jr.	PF	Michigan State (Fr.)
5	Dallas Mavericks	Trae Young	PG	Oklahoma (Fr.)
6	Orlando Magic	Mohamed Bamba	C	Texas (Fr.)
7	Chicago Bulls	Wendell Carter	C	Duke (Fr.)
8	Cleveland Cavaliers	Collin Sexton	PG	Alabama (Fr.)
9	New York Knicks	Kevin Knox	SF	Kentucky (Fr.)
10	Philadelphia 76ers	Mikal Bridges	SF	Villanova (Jr.)
11	Charlotte Hornets	S. Gilgeous-Alexander	PG	Kentucky (Fr.)
12	LA Clippers	Miles Bridges	SF	Michigan State (So.)
13	LA Clippers	Jerome Robinson	PG	Boston College (Jr.)
14	Denver Nuggets	Michael Porter Jr.	PF	Missouri (Fr.)
15	Washington Wizards	Troy Brown Jr.	SG	Oregon (Fr.)
16	Phoenix Suns	Zhaire Smith	SG	Texas Tech (Fr.)
17	Milwaukee Bucks	Donte DiVincenzo	SG	Villanova (So.)
18	San Antonio Spurs	Lonnie Walker	SG	Miami (Fr.)
19	Atlanta Hawks	Kevin Huerter	SG	Maryland (So.)
20	Minnesota Timberwolves	Josh Okogie	SG	Georgia Tech (So.)
21	Utah Jazz	Grayson Allen	SG	Duke (Sr.)
22	Chicago Bulls	Chandler Hutchinson	SF	Boise State (Sr.)
23	Indiana Pacers	Aaron Holiday	PG	UCLA (Jr.)
24	Portland Trail Blazers	Anfernee Simons	SG	IMG Academy (prep school)
25	Los Angeles Lakers	Moritz Wagner	C	Michigan (Jr.)
26	Philadelphia 76ers	Landry Shamet	PG	Wichita State (So.)
27	Boston Celtics	Robert Williams	PF	Texas A&M (So.)
28	Golden State Warriors	Jacob Evans	SF	Cincinnati (Jr.)
29	Brooklyn Nets	Dzanan Musa	SF	Cedevita (Croatia)
30	Atlanta Hawks	Omari Spellman	PF	Villanova (Fr.)

### SECOND ROUND

31	Phoenix Suns	Elie Okobo	PG	Pau Orthez (France)
32	Memphis Grizzlies	Jevon Carter	PG	West Virginia (Sr.)
33	Dallas Mavericks	Jalen Brunson	PG	Villanova (Jr.)
34	Atlanta Hawks	Devonte Graham	PG	Kansas (Sr.)
35	Orlando Magic	Melvin Frazier	SF	Tulane (Jr.)
36	New York Knicks	Mitchell Robinson	C	Chalmette HS
37	Sacramento Kings	Gary Trent Jr.	SG	Duke (Fr.)
38	Philadelphia 76ers	Khyri Thomas	SG	Creighton (Jr.)
39	Philadelphia 76ers	Isaac Bonga*	SG	Skyliners Frankfurt (Germany)
40	Brooklyn Nets	Rodions Kurucs	PF	FC Barcelona (Spain)
41	Orlando Magic	Jarred Vanderbilt	SF	Kentucky (Fr.)
42	Detroit Pistons	Bruce Brown Jr.	SG	Miami (So.)
43	Denver Nuggets	Justin Jackson	SF	Maryland (So.)
44	Washington Wizards	Issuf Sanon	PG	Olimpija (Slovenia)
45	Brooklyn Nets	Hamidou Diallo	SG	Kentucky (Fr.)
46	Houston Rockets	De'Anthony Melton	PG	USC (So.)
47	Los Angeles Lakers	Sviatoslav Mykhailiuk	SG	Kansas (Sr.)
48	Minnesota Timberwolves	Keita Bates-Diop	SF	Ohio State (Jr.)
49	San Antonio Spurs	Chimezie Metu	PF	USC (Jr.)
50	Indiana Pacers	Alize Johnson	PF	Missouri State (Sr.)
51	New Orleans Pelicans	Tony Carr	PG	Penn State (So.)
52	Utah Jazz	Vincent Edwards	SF	Purdue (Sr.)
53	Oklahoma City Thunder	Devon Hall	SG	Virginia (Sr.)
54	Dallas Mavericks	Shake Milton	PG	SMU (Jr.)
55	Charlotte Hornets	Arnoldas Kulboka	SF	Orladina Basket (Italy)
56	Philadelphia 76ers	Ray Spalding	PF	Louisville (Jr.)
57	Oklahoma City Thunder	Kevin Hervey	PF	Texas-Arlington (Sr.)
58	Denver Nuggets	Thomas Welsh	C	UCLA (Sr.)
59	Phoenix Suns	George King	SG	Colorado (Sr.)
60	Philadelphia 76ers	Kostas Antetokounmpo	PF	Dayton (Fr.)





# NBA CHAMPIONS BY YEAR

SEASON	CHAMPION	COACH	OPPONENT	W/L
1946-47	Philadelphia	Gottlieb	CHI	4-1
1947-48	Baltimore	Jeannette	PHI	4-2
1948-49	Minneapolis	Kundla	WAS	4-2
1949-50	Minneapolis	Kundla	SYR	4-2
1950-51	Rochester	Harrison	NYK	4-3
1951-52	Minneapolis	Kundla	NYK	4-3
1952-53	Minneapolis	Kundla	NYK	4-1
1953-54	Minneapolis	Kundla	SYR	4-3
1954-55	Syracuse	Cervi	FTW	4-3
1955-56	Philadelphia	Senesky	FTW	4-1
1956-57	Boston	Auerbach	STL	4-3
1957-58	St. Louis	Hannum	BOS	4-2
1958-59	Boston	Auerbach	MIN	4-0
1959-60	Boston	Auerbach	STL	4-3
1960-61	Boston	Auerbach	STL	4-1
1961-62	Boston	Auerbach	LAL	4-3
1962-63	Boston	Auerbach	LAL	4-2
1963-64	Boston	Auerbach	SFW	4-1
1964-65	Boston	Auerbach	LAL	4-1
1965-66	Boston	Auerbach	LAL	4-3
1966-67	Philadelphia	Hannum	SFW	4-2
1967-68	Boston	Russell	LAL	4-2
1968-69	Boston	Russell	LAL	4-3
1969-70	New York	Holzman	LAL	4-3
1970-71	Milwaukee	Costello	BAL	4-0
1971-72	Los Angeles	Sharman	NYK	4-1
1972-73	New York	Holzman	LAL	4-1
1973-74	Boston	Heinsohn	MIL	4-3
1974-75	Golden State	Atiles	WAS	4-0
1975-76	Boston	Heinsohn	PHX	4-2
1976-77	Portland	Ramsay	PHI	4-2
1977-78	Washington	Motta	SEA	4-3
1978-79	Seattle	Wilkins	WAS	4-1
1979-80	Los Angeles	Westhead	PHI	4-2
1980-81	Boston	Fitch	HOU	4-2
1981-82	Los Angeles	Riley	PHI	4-2
1982-83	Philadelphia	Cunningham	LAL	4-0
1983-84	Boston	Jones	LAL	4-3
1984-85	L.A. Lakers	Riley	BOS	4-2
1985-86	Boston	Jones	HOU	4-2
1986-87	L.A. Lakers	Riley	BOS	4-2
1987-88	L.A. Lakers	Riley	DET	4-3
1988-89	Detroit	Daly	LAL	4-0
1989-90	Detroit	Daly	POR	4-1
1990-91	Chicago	Jackson	LAL	4-1
1991-92	Chicago	Jackson	POR	4-2
1992-93	Chicago	Jackson	PHX	4-2
1993-94	Houston	Tomjanovich	NYK	4-3
1994-95	Houston	Tomjanovich	ORL	4-0
1995-96	Chicago	Jackson	SEA	4-2
1996-97	Chicago	Jackson	UTA	4-2
1997-98	Chicago	Jackson	UTA	4-2
1998-99	San Antonio	Popovich	NYK	4-1
1999-00	L.A. Lakers	Jackson	IND	4-2
2000-01	L.A. Lakers	Jackson	PHI	4-1
2001-02	L.A. Lakers	Jackson	NJN	4-0
2002-03	San Antonio	Popovich	NJN	4-2
2003-04	Detroit	Brown	LAL	4-1
2004-05	San Antonio	Popovich	DET	4-3
2005-06	Miami	Riley	DAL	4-2
2006-07	San Antonio	Popovich	CLE	4-0
2007-08	Boston	Rivers	LAL	4-2
2008-09	L.A. Lakers	Jackson	ORL	4-1
2009-10	L.A. Lakers	Jackson	BOS	4-3
2010-11	Dallas	Carlisle	MIA	4-2
2011-12	Miami	Spoelstra	OKC	4-1
2012-13	Miami	Spoelstra	SAS	4-3
2013-14	San Antonio	Popovich	MIA	4-1
2014-15	Golden State	Kerr	CLE	4-2
2015-16	Cleveland	Lue	GSW	4-3
2016-17	Golden State	Kerr	CLE	4-1
2017-18	Golden State	Kerr	CLE	4-0



# NBA AWARD WINNERS

## MOST VALUABLE PLAYER (MAURICE PODDLOFF TROPHY)

1956	Bob Pettit	STL
1957	Bob Cousy	BOS
1958	Bill Russell	BOS
1959	Bob Pettit	STL
1960	Wilt Chamberlain	PHI
1961	Bill Russell	BOS
1962	Bill Russell	BOS
1963	Bill Russell	BOS
1964	Oscar Robertson	CIN
1965	Bill Russell	BOS
1966	Wilt Chamberlain	PHI
1967	Wilt Chamberlain	PHI
1968	Wilt Chamberlain	PHI
1969	Wes Unseld	BAL
1970	Willis Reed	NYK
1971	K. Abdul-Jabbar	MIL
1972	K. Abdul-Jabbar	MIL
1973	Dave Cowens	BOS
1974	K. Abdul-Jabbar	LAL
1975	Bob McAdoo	BUF
1976	K. Abdul-Jabbar	LAL
1977	K. Abdul-Jabbar	LAL
1978	Bill Walton	POR
1979	Moses Malone	HOU
1980	K. Abdul-Jabbar	LAL
1981	Julius Erving	PHI
1982	Moses Malone	HOU
1983	Moses Malone	PHI
1984	Larry Bird	BOS
1985	Larry Bird	BOS
1986	Larry Bird	BOS
1987	Magic Johnson	LAL
1988	Michael Jordan	CHI
1989	Magic Johnson	LAL
1990	Magic Johnson	LAL
1991	Michael Jordan	CHI
1992	Michael Jordan	CHI
1993	Charles Barkley	PHX
1994	Hakeem Olajuwon	HOU
1995	David Robinson	SAS
1996	Michael Jordan	CHI
1997	Karl Malone	UTA
1998	Michael Jordan	CHI
1999	Karl Malone	UTA
2000	Shaquille O'Neal	LAL
2001	Allen Iverson	PHI
2002	Tim Duncan	SAS
2003	Tim Duncan	SAS
2004	Kevin Garnett	MIN
2005	Steve Nash	PHX
2006	Steve Nash	PHX
2007	Dirk Nowitzki	DAL
2008	Kobe Bryant	LAL
2009	LeBron James	CLE
2010	LeBron James	CLE
2011	Derrick Rose	CHI
2012	LeBron James	MIA
2013	LeBron James	MIA
2014	Kevin Durant	OKC
2015	Stephen Curry	GSW
2016	Stephen Curry	GSW
2017	Russell Westbrook	OKC
2018	James Harden	HOU

## BILL RUSSELL NBA FINALS MVP

1959	Jerry West	LAL
1970	Willis Reed	NYK
1971	K. Abdul-Jabbar	MIL
1972	Wilt Chamberlain	LAL
1973	Willis Reed	NYK
1974	John Havlicek	BOS
1975	Rick Barry	GSW
1976	Jo Jo White	BOS
1977	Bill Walton	POR
1978	Wes Unseld	WAS
1979	Dennis Johnson	SEA
1980	Magic Johnson	LAL
1981	Cedric Maxwell	BOS
1982	Magic Johnson	LAL
1983	Moses Malone	PHI
1984	Larry Bird	BOS
1985	K. Abdul-Jabbar	LAL
1986	Larry Bird	BOS
1987	Magic Johnson	LAL
1988	James Worthy	LAL
1989	Joe Dumars	DET
1990	Isiah Thomas	DET
1991	Michael Jordan	CHI
1992	Michael Jordan	CHI
1993	Michael Jordan	CHI
1994	Hakeem Olajuwon	HOU
1995	Hakeem Olajuwon	HOU
1996	Michael Jordan	CHI
1997	Michael Jordan	CHI
1998	Michael Jordan	CHI
1999	Tim Duncan	SAS
2000	Shaquille O'Neal	LAL
2001	Shaquille O'Neal	LAL
2002	Shaquille O'Neal	LAL
2003	Tim Duncan	SAS
2004	Chauncey Billups	DET
2005	Tim Duncan	SAS
2006	Dwyane Wade	MIA
2007	Tony Parker	SAS
2008	Paul Pierce	BOS
2009	Kobe Bryant	LAL
2010	Kobe Bryant	LAL
2011	Dirk Nowitzki	DAL
2012	LeBron James	MIA
2013	LeBron James	MIA
2014	Kawhi Leonard	SAS
2015	Andre Iguodala	GSW
2016	LeBron James	CLE
2017	Kevin Durant	GSW
2018	Kevin Durant	GSW

## DEFENSIVE PLAYER OF THE YEAR

1983	Sidney Moncrief	MIL
1984	Sidney Moncrief	MIL
1985	Mark Eaton	UTA
1986	Alvin Robertson	SAS
1987	Michael Cooper	LAL
1988	Michael Jordan	CHI
1989	Mark Eaton	UTA
1990	Dennis Rodman	DET
1991	Dennis Rodman	DET
1992	David Robinson	SAS
1993	Hakeem Olajuwon	HOU
1994	Hakeem Olajuwon	HOU
1995	Dikembe Mutombo	DEN
1996	Gary Payton	SEA
1997	Dikembe Mutombo	ATL
1998	Dikembe Mutombo	ATL
1999	Alonzo Mourning	MIA
2000	Alonzo Mourning	MIA
2001	Dikembe Mutombo	PHI
2002	Ben Wallace	DET
2003	Ben Wallace	DET
2004	Ron Artest	IND
2005	Ben Wallace	DET
2006	Ben Wallace	DET
2007	Marcus Camby	DEN
2008	Kevin Garnett	BOS
2009	Dwight Howard	ORL
2010	Dwight Howard	ORL
2011	Dwight Howard	ORL
2012	Tyson Chandler	NYK
2013	Marc Gasol	MEM
2014	Joakim Noah	CHI
2015	Kawhi Leonard	SAS
2016	Kawhi Leonard	SAS
2017	Draymond Green	GSW
2018	Rudy Gobert	UTA

## ROOKIE OF THE YEAR (EDDIE GOTTLEB TROPHY)

1953	Don Meineke	FTW
1954	Ray Felix	BAL
1955	Bob Pettit	MIL
1956	Maurice Stokes	ROC
1957	Tom Heinsohn	BOS
1958	Woody Sauldsberry	PHI
1959	Elgin Baylor	MIN
1960	Wilt Chamberlain	PHI
1961	Oscar Robertson	CIN
1962	Walt Bellamy	CHI
1963	Terry Dischinger	CHI
1964	Jerry Lucas	CIN
1965	Willis Reed	NYK
1966	Rick Barry	SFW
1967	Dave Bing	DET
1968	Earl Monroe	BAL
1969	Wes Unseld	BAL
1970	K. Abdul-Jabbar	MIL
1971	Geoff Petrie	POR
1972	Dave Cowens	BOS
1973	Sidney Wicks	POR
1974	Bob McAdoo	BUF
1975	Ernie DiGregorio	BUF
1976	Keith Wilkes	GSW
1977	Alvan Adams	PHX
1978	Adrian Dantley	BUF
1979	Walter Davis	PHX
1980	Phil Ford	KCK
1981	Larry Bird	BOS
1982	Darrell Griffith	UTA
1983	Buck Williams	NJN
1984	Terry Cummings	SDC
1985	Ralph Sampson	HOU
1986	Michael Jordan	CHI
1987	Patrick Ewing	NYK
1988	Chuck Person	IND
1989	Mark Jackson	NYK
1990	Mitch Richmond	GSW
1991	David Robinson	SAS
1992	Derrick Coleman	NJN
1993	Larry Johnson	CHA
1994	Shaquille O'Neal	ORL
1995	Chris Webber	GSW
1996	Grant Hill	DET
1997	Jason Kidd	DAL
1998	Damon Stoudamire	POR
1999	Allen Iverson	PHI
2000	Tim Duncan	SAS
2001	Vince Carter	TOR
2002	Elton Brand	CHI
2003	Steve Francis	HOU
2004	Mike Miller	ORL
2005	Pau Gasol	MEM
2006	Amare Stoudemire	PHX
2007	LeBron James	CLE
2008	Emeka Okafor	CHA
2009	Chris Paul	NOK
2010	Brandon Roy	POR
2011	Kevin Durant	SEA
2012	Derrick Rose	CHI
2013	Tyreke Evans	SAC
2014	Blake Griffin	LAC
2015	Kyrie Irving	CLE
2016	Damian Lillard	POR
2017	Michael Carter-Williams	PHI
2018	Andrew Wiggins	MIN
	Karl-Anthony Towns	MIN
	Malcolm Brogdon	MIL
	Ben Simmons	PHI



## J. WALTER KENNEDY

### CITIZENSHIP AWARD

1975	Wes Unseld	WAS
1976	Slick Watts	SEA
1977	Dave Bing	WAS
1978	Bob Lanier	DET
1979	Calvin Murphy	HOU
1980	Austin Carr	CLE
1981	Mike Glenn	NYK
1982	Kent Benson	DET
1983	Julius Erving	PHI
1984	Frank Layden	UTA
1985	Dan Issel	DEN
1986	Michael Cooper	LAL
	Rory Sparrow	NYK
1987	Isiah Thomas	DET
1988	Alex English	UTA
1989	Thurl Bailey	DET
1990	Doc Rivers	ATL
1991	Kevin Johnson	PHX
1992	Magic Johnson	LAL
1993	Terry Porter	POR
1994	Joe Dumars	DET
1995	Joe O'Toole	ATL
1996	Chris Dudley	POR
1997	P.J. Brown	MIA
1998	Steve Smith	ATL
1999	Brian Grant	POR
2000	Vlade Divac	SAC
2001	Dikembe Mutombo	PHI
2002	Alonzo Mourning	MIA
2003	David Robinson	SAS
2004	Reggie Miller	IND
2005	Eric Snow	CLE
2006	Kevin Garnett	MIN
2007	Steve Nash	PHX
2008	Chauncey Billups	DET
2009	Dikembe Mutombo	HOU
2010	Samuel Dalembert	PHI
2011	Metta World Peace	LAL
2012	Pau Gasol	LAL
2013	Kenneth Faried	DEN
2014	Luol Deng	CLE
2015	Joakim Noah	CHI
2016	Wayne Ellington	BKN
2017	LeBron James	CLE
2018	J.J. Barea	DAL

### SPORTSMANSHIP AWARD

1996	Joe Dumars	DET
1997	Terrell Brandon	CLE
1998	Avery Johnson	SAS
1999	Hersey Hawkins	SEA
2000	Eric Snow	PHI
2001	David Robinson	SAS
2002	Steve Smith	SAS
2003	Ray Allen	SEA
2004	P.J. Brown	NOH
2005	Grant Hill	ORL
2006	Elton Brand	LAC
2007	Luol Deng	CHI
2008	Grant Hill	PHX
2009	Chauncey Billups	DEN
2010	Grant Hill	PHX
2011	Stephen Curry	GSW
2012	Jason Kidd	DAL
2013	Jason Kidd	NYK
2014	Mike Conley Jr.	MEM
2015	Kyle Korver	ATL
2016	Mike Conley Jr.	MEM
2017	Kemba Walker	CHA
2018	Kemba Walker	CHA

## MOST IMPROVED PLAYER

1986	Alvin Robertson	SAS
1987	Dale Ellis	SEA
1988	Kevin Duckworth	POR
1989	Kevin Johnson	PHX
1990	Rony Seikaly	MIA
1991	Scott Skiles	ORL
1992	Pervis Ellison	WAS
1993	M. Abdul-Rauf	DEN
1994	Don MacLean	WAS
1995	Dana Barros	PHI
1996	George Muresan	WAS
1997	Isaac Austin	MIA
1998	Alan Henderson	ATL
1999	Darrell Armstrong	ORL
2000	Jalen Rose	IND
2001	Tracy McGrady	ORL
2002	Jermaine O'Neal	IND
2003	Gilbert Arenas	WAS
2004	Zach Randolph	POR
2005	Bobby Simmons	LAC
2006	Boris Diaw	PHX
2007	Monta Ellis	GSW
2008	Hedo Turkoglu	ORL
2009	Danny Granger	IND
2010	Aaron Brooks	HOU
2011	Kevin Love	MIN
2012	Ryan Anderson	ORL
2013	Paul George	IND
2014	Goran Dragic	PHX
2015	Jimmy Butler	CHI
2016	C.J. McCollum	POR
2017	Gianis Antetokounmpo	MIL
2018	Victor Oladipo	IND

### SIXTH MAN AWARD

1983	Bobby Jones	PHI
1984	Kevin McHale	BOS
1985	Kevin McHale	BOS
1986	Bill Walton	BOS
1987	Ricky Pierce	MIL
1988	Roy Tarpley	DAL
1989	Eddie Johnson	PHX
1990	Ricky Pierce	MIL
1991	Detlef Schrempf	IND
1992	Detlef Schrempf	IND
1993	Cliff Robinson	POR
1994	Dell Curry	CHA
1995	Anthony Mason	NYK
1996	Toni Kukoc	CHI
1997	John Starks	NYK
1998	Danny Manning	PHX
1999	Darrell Armstrong	ORL
2000	Rodney Rogers	PHX
2001	Aaron McKie	PHI
2002	Corliss Williamson	DET
2003	Bobby Jackson	SAC
2004	Antawn Jamison	DAL
2005	Ben Gordon	CHI
2006	Mike Miller	MEM
2007	Leandro Barbosa	PHX
2008	Manu Ginobili	SAS
2009	Jason Terry	DAL
2010	Jamal Crawford	ATL
2011	Lamar Odom	LAL
2012	James Harden	OKC
2013	J.R. Smith	NYK
2014	Jamal Crawford	LAC
2015	Lou Williams	TOR
2016	Jamal Crawford	LAC
2017	Eric Gordon	HOU
2018	Lou Williams	LAC

## COACH OF THE YEAR

### (RED AUERBACH TROPHY)

1963	Harry Gallatin	STL
1964	Alex Hannum	SFW
1965	Red Auerbach	BOS
1966	Dolph Schayes	PHI
1967	Johnny Kerr	CHI
1968	Richie Guerin	STL
1969	Gene Shue	BAL
1970	Red Holzman	NYK
1971	Dick Motta	CHI
1972	Bill Sharman	LAL
1973	Tom Heinsohn	BOS
1974	Ray Scott	DET
1975	Phil Johnson	KCK
1976	Bill Fitch	CLE
1977	Tom Nissalke	HOU
1978	Hubie Brown	ATL
1979	Colton Fitzsimmons	KCK
1980	Bill Fitch	BOS
1981	Jack McKinney	IND
1982	Gene Shue	WAS
1983	Don Nelson	MIL
1984	Frank Layden	UTA
1985	Don Nelson	MIL
1986	Mike Fratello	ATL
1987	Mike Schuler	POR
1988	Doug Moe	DEN
1989	Colton Fitzsimmons	PHX
1990	Pat Riley	LAL
1991	Don Chaney	HOU
1992	Don Nelson	GSW
1993	Pat Riley	NYK
1994	Lenny Wilkens	ATL
1995	Del Harris	LAL
1996	Phil Jackson	CHI
1997	Pat Riley	MIA
1998	Larry Bird	IND
1999	Mike Dunleavy	POR
2000	Doc Rivers	ORL
2001	Larry Brown	PHI
2002	Rick Carlisle	DET
2003	Gregg Popovich	SAS
2004	Hubie Brown	MEM
2005	Mike D'Antoni	PHX
2006	Avery Johnson	DAL
2007	Sam Mitchell	TOR
2008	Byron Scott	NOH
2009	Mike Brown	CLE
2010	Scott Brooks	OKC
2011	Tom Thibedeau	CHI
2012	Gregg Popovich	SAS
2013	George Karl	DEN
2014	Gregg Popovich	SAS
2015	Mike Budenholzer	ATL
2016	Steve Kerr	GSW
2017	Mike D'Antoni	HOU
2018	Dwane Casey	TOR

## EXECUTIVE OF THE YEAR

1973	Joe Axelson	KCO
1974	Eddie Donovan	BUF
1975	Dick Vertlieb	GSW
1976	Jerry Colangelo	PHX
1977	Ray Patterson	HOU
1978	Angelo Drossos	SAS
1979	Bob Ferry	BOS
1980	Red Auerbach	BOS
1981	Jerry Colangelo	PHX
1982	Bob Ferry	WAS
1983	Zollie Volchok	SEA
1984	Frank Layden	UTA
1985	Vince Boryla	DEN
1986	Stan Kasten	ATL
1987	Stan Kasten	ATL
1988	Jerry Krause	CHI
1989	Jerry Colangelo	PHX
1990	Bob Bass	SAS
1991	Bucky Buckwalter	POR
1992	Wayne Embry	CLE
1993	Jerry Colangelo	PHX
1994	Bob Whitsitt	SEA
1995	Jerry West	LAL
1996	Jerry Krause	CHI
1997	Bob Bass	CHA
1998	Wayne Embry	CLE
1999	Geoff Peltre	SAC
2000	John Gabriel	ORL
2001	Geoff Peltre	SAC
2002	Rod Thorn	NJN
2003	Joe Dumars	DET
2004	Jerry West	MEM
2005	Bryan Colangelo	PHX
2006	Elgin Baylor	LAC
2007	Bryan Colangelo	TOR
2008	Danny Ainge	BOS
2009	Mark Warkentien	DEN
2010	John Hammond	MIL
2011	Gar Forman	CHI
2012	Pat Riley	MIA
2013	Larry Bird	IND
2014	Masai Ujiri	DEN
2015	R.C. Buford	SAS
2016	Bob Myers	GSW
2017	R.C. Buford	SAS
2018	Bob Myers	GSW
2019	Daryl Morey	HOU

# NBA ALL-TIME SINGLE-GAME BESTS

## POINTS

Wilt Chamberlain	3/2/62	vs. NYK	100
Kobe Bryant	1/22/06	vs. TOR	81
Wilt Chamberlain	12/8/61	vs. LAL	78***
Wilt Chamberlain	1/13/62	vs. CHI	73
Wilt Chamberlain	11/62/62	at NYK	73
David Thompson	4/9/78	at DET	73
Wilt Chamberlain	11/3/62	at LAL	72
Elgin Baylor	11/15/60	at NYK	71
David Robinson	4/24/94	at LAC	71
Wilt Chamberlain	3/10/63	at SYR	70
Devin Booker	3/24/17	at BOS	70

## FIELD GOALS MADE

Wilt Chamberlain	3/2/62	vs. NYK	36-63
Wilt Chamberlain	12/8/61	vs. LAL	31-62***
Wilt Chamberlain	12/16/67	at CHI	30-40
Rick Barry	3/26/74	vs. POR	30-45
Wilt Chamberlain	1/13/62	vs. CHI	29-48
Wilt Chamberlain	11/3/62	at LAL	29-48
Wilt Chamberlain	11/16/62	at NYK	29-43
Wilt Chamberlain	2/9/69	vs. PHX	29-35
Elgin Baylor	11/15/60	at NYK	28-48
Wilt Chamberlain	12/9/61	vs. CHI	28-48
Wilt Chamberlain	1/11/63	vs. LAL	28-47
Wilt Chamberlain	2/7/66	vs. LAL	28-43
David Thompson	4/9/78	at DET	28-38
Kobe Bryant	1/22/06	vs. TOR	28-46

## FREE THROWS MADE

Wilt Chamberlain	3/2/62	vs. NYK	28-32
Adrian Dantley	1/4/84	vs. HOU	28-29
Adrian Dantley	11/25/83	vs. DEN	27-31
Adrian Dantley	10/31/80	vs. DAL	26-29
Michael Jordan	2/26/87	vs. NJN	26-27
Dwight Howard	3/12/13	at ORL	25-39
Frank Selvy	12/2/54	vs. MIN	24-26
Willie Burton	12/13/94	vs. MIA	24-28
Allen Iverson	2/12/05	vs. ORL	24-27
LeBron James	3/12/06	vs. MIA	24-28
Kevin Durant	1/23/09	at LAC	24-26
DeMar DeRozan	3/4/16	vs. POR	24-25
Devin Booker	3/24/17	at BOS	24-26

## ASSISTS

Scott Skiles	12/30/90	vs. DEN	30
Kevin Porter	2/24/78	vs. HOU	29
Bob Cousy	2/27/59	vs. LAL	28
Guy Rodgers	3/14/63	vs. STL	28
John Stockton	1/15/91	vs. SAS	28
Geoff Huston	1/27/82	vs. GSW	27
John Stockton	12/19/89	at NYK	27
John Stockton	4/14/88	vs. POR	26
Rajon Rondo	12/27/17	vs. NOP	25
Ernie DiGregorio	1/1/74	at POR	25
Kevin Porter	3/9/79	vs. BOS	25
Kevin Porter	4/1/79	at PHX	25
Isiah Thomas	2/13/85	vs. DAL	25
Nate McMillan	2/23/87	vs. LAC	25
Kevin Johnson	4/6/94	vs. SAS	25
Jason Kidd	2/8/96	vs. UTA	25**

## REBOUNDS

Wilt Chamberlain	11/24/60	vs. BOS	55
Bill Russell	2/5/60	vs. SYR	51
Bill Russell	11/16/57	vs. PHI	49
Bill Russell	3/11/65	vs. DET	49
Wilt Chamberlain	2/6/60	vs. SYR	45
Wilt Chamberlain	1/21/61	vs. LAL	45
Wilt Chamberlain	11/10/59	vs. NYK	43
Wilt Chamberlain	12/8/61	vs. LAL	43***
Bill Russell	1/20/63	vs. LAL	43
Wilt Chamberlain	3/6/65	vs. BOS	43

## STEALS

Larry Kenon	12/26/76	at KCK	11
Kendall Gill	4/3/99	vs. MIA	11
Jerry West	12/7/73	vs. SEA	10
Larry Steele	11/16/74	vs. LAL	10
Fred Brown	12/3/76	at PHI	10
Gus Williams	2/22/78	at NJN	10
Eddie Jordan	3/23/79	at PHI	10
Johnny Moore	3/6/85	vs. IND	10
Fat Lever	3/9/85	vs. IND	10
Clyde Drexler	1/10/86	at MIL	10
Alvin Robertson	2/18/86	vs. PHX	10
Alvin Robertson	11/22/86	at LAC	10
Ron Harper	3/10/87	vs. PHI	10
Michael Jordan	1/29/88	vs. NJN	10
Alvin Robertson	1/11/89	vs. HOU	10*
Alvin Robertson	11/19/90	vs. UTA	10
Kevin Johnson	12/9/93	vs. WAS	10
Clyde Drexler	11/1/96	vs. SAC	10
Mookie Blaylock	4/14/98	vs. PHI	10
Michael Finley	1/23/01	vs. PHI	10
Brandon Roy	1/24/09	vs. WAS	10
Draymond Green	2/10/17	at MEM	10
Lou Williams	1/20/18	at UTA	10

## BLOCKED SHOTS

Elmore Smith	10/28/73	vs. POR	17
Manute Bol	1/25/86	vs. ATL	15
Manute Bol	2/26/87	vs. IND	15
Shaquille O'Neal	11/20/93	at NJN	15
Elmore Smith	10/26/73	vs. DET	14
Elmore Smith	11/4/73	vs. HOU	14
Mark Eaton	1/18/85	vs. POR	14
Mark Eaton	2/18/89	vs. SAS	14
George Johnson	2/24/81	vs. GSW	13
Mark Eaton	2/18/83	vs. POR	13
Darryl Dawkins	11/5/83	vs. PHI	13
Ralph Sampson	12/9/83	at CHI	13*
Manute Bol	2/2/90	vs. NJN	13
Shawn Bradley	4/7/98	vs. POR	13





# YEAR IN REVIEW

- 92 | Season Overall Statistics
- 92 | Lakers Transactions
- 93 | Home / Road Statistics
- 94 | 2017-18 Key Dates
- 95 | Breakdown
- 96 | Game-by-Game
- 97 | Miscellaneous Statistics
- 98 | Highs/Lows

# 2017-18 SEASON OVERALL STATISTICS / TRANSACTIONS

## 2017-18 LOS ANGELES LAKERS REGULAR SEASON STATISTICS (35-47)

PLAYER	- FIELD GOALS -			- 3-POINT FG -			- FREE THROWS -			- REBOUNDS -														
	G	GS	MIN	FG	FGA	PCT	FG	FGA	PCT	FT	FTA	PCT	OFF	DEF	TOT	AST	PF	DQ	STL	TO	BLK	PTS	AVG	
Randle	82	49	2190	504	904	558	10	45	222	305	425	718	181	473	654	210	274	6	43	213	45	1323	16.1	
Kuzma	77	37	2401	468	1039	450	159	434	366	147	208	707	88	395	483	141	176	0	49	140	34	1242	16.1	
B. Ingram	59	59	1975	358	761	470	41	105	390	192	282	681	57	257	314	230	163	1	45	149	43	949	16.1	
Thomas (TOT)	32	15	862	157	421	372	55	188	293	117	131	893	17	50	67	153	58	0	15	95	3	484	15.2	
Thomas (LAL)	17	1	456	87	227	383	33	101	327	58	63	921	10	26	36	85	33	0	6	54	1	265	15.6	
Clarkson	53	2	1256	299	667	448	68	210	324	105	132	795	44	115	159	173	163	0	39	95	3	771	14.5	
Caldwell-Pope	74	74	2458	340	798	426	159	415	383	153	194	789	60	327	387	162	145	0	106	97	16	992	13.4	
Lopez	74	72	1735	369	793	465	112	325	345	111	158	703	74	220	294	126	195	0	30	98	98	961	13.0	
A. Ingram	2	0	64	8	17	471	5	9	556	3	3	1,000	1	5	6	7	3	0	3	0	3	3	24	12.0
Ball	52	50	1780	203	564	360	90	295	305	32	71	451	69	291	360	376	117	0	88	136	43	528	10.2	
Nance	42	17	922	152	253	601	1	4	250	55	87	632	108	176	284	57	113	0	59	41	20	360	8.6	
Hart	63	23	1460	176	375	469	78	197	396	66	94	702	42	221	263	80	107	1	47	47	16	496	7.9	
Frye (TOT)	53	1	695	104	212	491	39	115	339	17	19	895	12	123	135	38	69	0	18	21	13	264	5.0	
Frye (LAL)	9	0	150	20	43	465	9	25	360	3	4	750	2	23	25	10	15	0	1	4	1	52	5.8	
Wear	17	0	228	25	72	347	17	47	362	8	8	1,000	0	38	38	7	30	0	4	6	5	75	4.4	
Ennis	54	11	683	94	224	420	14	56	250	22	29	759	19	76	95	105	75	1	30	38	10	224	4.1	
Zubac	43	0	410	61	122	500	0	1	0,000	39	51	765	45	78	123	25	47	0	8	26	15	161	3.7	
Brewer	54	2	694	78	172	453	8	43	186	34	51	667	23	70	93	41	83	1	41	38	8	198	3.7	
Caruso	37	7	562	50	116	431	13	43	302	21	30	700	15	50	65	75	52	0	23	42	10	134	3.6	
Payton (TOT)	23	6	221	30	74	405	6	25	240	3	9	333	13	31	44	21	30	0	7	7	3	69	3.0	
Payton (LAL)	11	0	115	17	41	415	4	13	308	1	6	167	9	18	27	12	13	0	4	4	2	39	3.5	
Deng	1	1	13	1	2	500	0	0	---	0	0	---	0	0	0	1	0	0	1	1	0	2	2.0	
Bogut	24	5	216	17	25	680	0	0	---	2	2	1,000	26	52	78	15	40	1	4	19	13	36	1.5	
Hayes	2	0	11	1	3	333	0	2	0,000	1	1	1,000	0	0	0	2	0	0	0	0	0	3	1.5	
Bryant	15	0	72	8	21	381	1	10	1,000	5	9	556	3	14	17	6	6	0	1	2	2	22	1.5	
Williams	2	0	9	1	4	250	0	2	0,000	0	0	---	0	1	1	0	0	0	0	0	0	2	1.0	
Blue	5	0	45	1	5	200	0	2	0,000	1	2	500	0	1	1	3	2	0	1	3	0	3	0.6	
LAKERS	82	-	19905	3338	7248	4617	822	2384	345	1364	1910	714	876	2927	3803	1949	1736	11	633	1295	388	8862	108.1	
OPPOSONENTS	82	-	19905	3366	7374	456	855	2469	346	1402	1843	761	840	2835	3675	1932	1679	10	682	1170	447	8989	109.6	

PLAYER	- SINGLE-GAME HIGHS -							- AVERAGE PER GAME -							- CAREER HIGHS (C=SET, T=TIED THIS SEASON) -						
	MIN	REB	AST	STL	TO	BLK	PTS	MIN	REB	AST	STL	TO	BLK	PTS	FG	FGA	FT	FTA	REB	AST	PTS
Randle	40	15	10	2	7	3	36	26.7	8.0	2.6	0.52	2.6	0.55	16.1	14C	19T	10C	14C	20	11	36C
Kuzma	46	15	6	3	5	2	38	31.2	6.3	1.8	0.64	1.8	0.44	16.1	12C	24C	9C	13C	15C	6C	38C
B. Ingram	45	14	10	4	7	3	32	33.5	5.3	3.9	0.76	2.5	0.73	16.1	12C	21C	8C	12C	14C	10C	32C
Thomas (TOT)	37	5	9	4	6	1	29	26.9	2.1	4.8	0.47	3.0	0.09	15.2	15	31	17	17	11	15	52
Thomas (LAL)	37	5	9	2	6	1	29	26.8	2.1	5.0	0.35	3.2	0.06	15.6							
Clarkson	38	8	10	4	4	1	33	23.7	3.0	3.3	0.74	1.8	0.06	14.5	14C	24C	10	11	10	11	35
Caldwell-Pope	43	14	8	5	4	2	34	33.2	2.2	1.43	1.3	0.22	13.4	12T	28C	8	10	14C	10	38	
Lopez	39	11	9	4	4	5	34	23.4	4.0	1.7	0.41	1.3	1.32	13.0	17	28	14	17	20	9C	39
A. Ingram	35	3	6	2	2	3	19	32.1	3.0	3.5	1.50	1.5	1.50	12.0	6C	9C	3C	3C	3C	6C	19C
Ball	44	16	13	6	6	4	29	34.2	6.9	7.2	1.69	2.6	0.83	10.2	12C	27C	4C	7C	16C	13C	29C
Nance	32	12	5	4	3	3	18	21.9	6.8	1.4	1.40	1.0	0.48	8.6	9	15	9	10	15	6	22
Hart	41	14	5	3	3	2	30	23.2	4.2	1.3	0.75	0.7	0.25	7.9	10C	18C	5C	8C	14C	5C	30C
Frye (TOT)	26	9	3	2	3	2	20	13.1	2.5	0.7	0.34	0.4	0.25	5.0	14	26	9	12	16	7	33
Frye (LAL)	26	9	2	1	3	1	19	16.7	2.8	1.1	0.11	0.4	0.11	5.8							
Wear	19	6	2	2	1	3	11	13.4	2.2	0.4	0.24	0.4	0.29	4.4	9	16	4T	5	8	3	21
Ennis	45	7	11	3	4	2	22	12.7	1.8	1.9	0.56	0.7	0.19	4.1	9C	18C	4C	5C	7C	12	22C
Zubac	29	11	6	2	3	3	19	9.5	2.9	0.6	0.19	0.6	0.35	3.7	12	15	4T	6C	13	6C	25
Brewer	33	7	4	4	4	1	21	12.9	1.7	0.8	0.76	0.7	0.15	3.7	19	30	11	15	18	9	51
Caruso	31	7	8	2	3	2	15	15.2	1.8	2.0	0.62	1.1	0.27	3.6	5C	11C	4C	4C	7C	8C	15C
Payton (TOT)	30	12	4	2	4	2	25	9.6	1.9	0.9	0.30	0.3	0.13	3.0	11C	19C	2T	4C	12C	5	25C
Payton (LAL)	30	12	4	2	4	2	25	10.5	2.5	1.1	0.36	0.4	0.18	3.5							
Deng	13	0	1	1	1	0	2	13.1	0.0	1.0	1.00	1.0	0.00	2.0	18	27	11	17	20	11	40
Bogut	20	10	2	2	3	2	6	9.0	3.3	0.6	0.17	0.8	0.54	1.5	14	23	9	16	27	8	32
Hayes	10	0	2	0	0	0	3	5.4	0.0	1.0	1.00	0.0	0.0	1.5	3	7	1C	2	9	2T	7
Bryant	18	6	1	1	1	2	6	4.8	1.1	0.4	0.07	0.1	0.13	1.5	3C	8C	2C	2C	6C	1C	6C
Williams	8	1	0	0	0	0	2	4.3	0.5	0.0	0.00	0.0	0.0	1.0	12	22	9	14	16	4	31
Blue	17	1	2	1	1	0	2	9.0	0.2	0.6	0.20	0.6	0.00	0.6	6	23	2	3	7	8	15

## TRANSACTIONS

6/22/16	Drafted Lonzo Ball 2nd overall in the 2017 NBA Draft. Acquired Brook Lopez and Kyle Kuzma (27th overall pick) from the Brooklyn Nets in exchange for D'Angelo Russell and Timofey Mozgov. Acquired Josh Hart (30th overall pick) and Thomas Bryant (42nd overall pick) from the Utah Jazz in exchange for Tony Bradley (28th overall pick)	1/12/18	Waived Vander Blue
		1/15/18	Signed Gary Payton II to a two-way contract
		1/19/18	Signed Nigel Hayes to a 10-day contract
		2/8/18	Acquired Channing Frye, Isaiah Thomas and a protected first round draft pick from the Cleveland Cavaliers in exchange for Jordan Clarkson and Larry Nance Jr.
7/13/17	Signed Kentavious Caldwell-Pope. Signed Alex Caruso to a two-way contract.	2/28/18	Waived Corey Brewer
7/26/17	Re-signed Tyler Ennis	3/2/18	Signed Travis Wear to a 10-day contract
8/5/17	Signed Vander Blue	3/9/18	Signed Derrick Williams to a 10-day contract
8/9/17	Signed Stephen Zimmerman	3/13/18	Re-signed Travis Wear to a second 10-day contract
8/11/17	Signed V.J. Beachem	3/23/18	Signed Travis Wear for remainder of season
8/14/17	Signed Briante Weber	4/9/18	Signed Andre Ingram for remainder of season
9/19/17	Signed Andrew Bogut		<b>G League Transactions:</b>
10/9/17	Waived V.J. Beachem and Stephen Zimmerman		Assigned Thomas Bryant (10/25, 10/26, 10/28, 11/1, 11/6, 11/21, 11/22, 12/4, 12/28, 12/30, 1/8, 1/25, 2/5, 2/9, 2/22, 2/24, 3/8, 3/14, 3/17, 3/23, 3/27, 3/29), Recalled Bryant (10/25, 10/30, 11/5, 11/14, 11/21, 11/28, 12/16, 12/29, 1/7, 1/20, 1/30, 2/8, 2/12, 2/23, 2/28, 3/12, 3/16, 3/21, 3/25, 3/28, 4/6), Assigned Josh Hart (11/4), Recalled Hart (11/19), Assigned Ivica Zubac (11/14, 12/2, 12/16, 12/28, 12/30, 1/25, 3/23), Recalled Zubac (11/19, 12/3, 12/23, 12/29, 12/30, 2/6, 3/23), Assigned Travis Wear (3/29, 4/2, 4/5), Recalled Wear (4/1, 4/3, 4/6)



# 2017-18 HOME & ROAD STATISTICS

## 2017-18 LAKERS REGULAR SEASON HOME STATISTICS (20-21)

PLAYER	G	GS	MIN	- FIELD GOALS -			- 3-POINT FG -			- FREE THROWS -			- REBOUNDS -				AST	PF	DQ	STL	TO	BLK	PTS	AVG
				FG	FGA	PCT	FG	FGA	PCT	FT	FTA	PCT	OFF	DEF	TOT									
A. Ingram	1	0	29	6	8	.750	4	5	.800	3	3	1.000	0	3	3	1	2	0	1	1	3	19	19.0	
Kuzma	38	21	1210	245	541	.453	83	236	.352	73	106	.689	39	203	242	76	82	0	28	75	19	646	17.0	
B. Ingram	28	28	929	182	377	.483	23	52	.442	86	125	.688	27	131	158	109	73	0	22	78	26	473	16.9	
Thomas (LAL)	6	0	170	30	89	.337	12	40	.300	25	28	.893	8	9	17	34	12	0	3	17	0	97	16.2	
Randle	41	24	1064	257	461	.557	5	21	.238	135	191	.707	91	241	332	106	125	2	21	94	21	654	16.0	
Clarkson	27	2	664	158	352	.449	33	105	.314	53	66	.803	26	57	83	99	32	0	25	53	1	402	14.9	
Lopez	37	35	856	184	399	.461	61	172	.355	55	79	.696	37	123	160	67	93	0	18	49	46	484	13.1	
Caldwell-Pope	38	38	1255	160	381	.420	64	188	.340	78	90	.867	25	174	199	82	69	0	56	54	11	462	12.2	
Nance	21	8	470	89	138	.645	0	0	---	32	53	.604	50	98	148	32	51	0	31	20	10	210	10.0	
Ball	26	25	852	88	280	.314	40	147	.272	13	26	.500	36	143	179	174	50	0	40	57	19	229	8.8	
Hart	32	10	764	92	206	.447	29	98	.296	30	42	.714	27	124	151	40	59	0	20	29	9	243	7.6	
Frye (LAL)	6	0	115	14	35	.400	5	19	.263	3	4	.750	2	22	24	9	9	0	1	4	1	36	6.0	
Wear	9	0	113	12	34	.353	9	21	.429	2	2	1.000	0	19	19	4	17	0	1	4	4	35	3.9	
Zubac	24	0	229	35	67	.522	0	0	---	21	25	.840	25	45	70	16	28	0	5	13	8	91	3.8	
Ennis	30	4	353	46	109	.422	7	26	.269	14	18	.778	10	38	48	59	38	0	14	17	5	113	3.8	
Caruso	21	5	350	27	68	.397	7	29	.241	16	20	.800	6	31	37	51	26	0	14	22	4	77	3.7	
Brewer	26	1	326	28	68	.412	1	19	.053	13	23	.565	12	36	48	20	35	0	18	22	4	70	2.7	
Payton (LAL)	4	0	45	1	10	.100	1	4	.250	1	6	.167	4	7	11	7	3	0	2	0	0	4	1.0	
Deng	1	1	13	1	2	.500	0	0	---	0	0	---	0	0	0	1	0	0	1	1	0	2	2.0	
Bogut	12	3	113	10	13	.769	0	0	---	0	0	---	16	26	42	11	22	1	2	8	7	20	1.7	
Bryant	10	0	39	4	10	.400	1	3	.333	4	7	.571	1	7	8	4	2	0	0	1	0	13	1.3	
Blue	1	0	5	0	0	---	0	0	---	0	0	---	0	0	0	0	0	0	0	1	0	0	0.0	
Hayes	1	0	1	0	0	---	0	0	---	0	0	---	0	0	0	0	0	0	0	0	0	0	0.0	
Williams	1	0	0	0	0	---	0	0	---	0	0	---	0	0	0	0	0	0	0	0	0	0	0.0	
TEAM	41	-	9965	1669	3648	.458	385	1185	.325	657	914	.719	442	1537	1979	1002	828	3	323	641	198	4380	106.8	
OPPONENTS	41	-	9965	1645	3709	.444	433	1294	.335	621	840	.739	408	1431	1839	959	808	3	345	579	218	4344	106.0	

PLAYER	- SINGLE-GAME HIGHS -					- AVERAGE PER GAME -					- AVERAGE PER 48 MINUTES -										
	MIN	REB	AST	ST	TO	BLK	PTS	MIN	REB	AST	STL	TO	BLK	PTS	REB	AST	PF	STL	TO	BLK	PTS
TEAM	265	62	36	15	26	10	132	243.0	48.3	24.4	7.88	15.6	4.83	106.8	47.7	24.1	19.9	7.78	15.4	4.77	105.5
OPPONENTS	265	61	36	15	22	15	133	243.0	44.9	23.4	8.41	14.1	5.32	106.0	44.3	23.1	19.5	8.31	13.9	5.25	104.6

## 2017-18 LAKERS REGULAR SEASON ROAD STATISTICS (15-16)

PLAYER	G	GS	MIN	- FIELD GOALS -			- 3-POINT FG -			- FREE THROWS -			- REBOUNDS -				AST	PF	DQ	STL	TO	BLK	PTS	AVG
				FG	FGA	PCT	FG	FGA	PCT	FT	FTA	PCT	OFF	DEF	TOT									
Randle	41	25	1126	247	443	.558	5	24	.208	170	234	.726	90	232	322	104	149	4	22	119	24	669	16.3	
B. Ingram	31	31	1046	176	384	.458	18	53	.340	106	157	.675	30	126	156	121	90	1	23	71	17	476	15.4	
Kuzma	39	16	1191	223	498	.448	76	198	.384	74	102	.725	49	192	241	65	78	0	21	65	15	596	15.3	
Caldwell-Pope	36	36	1203	180	417	.432	95	227	.419	75	104	.721	35	153	188	80	76	0	50	43	5	530	14.7	
Thomas (LAL)	11	1	286	57	138	.413	21	61	.344	33	35	.943	2	17	19	51	21	0	3	37	1	168	15.3	
Clarkson	26	0	592	141	315	.448	35	105	.333	52	66	.788	18	58	76	74	31	0	14	42	2	369	14.2	
Lopez	37	37	879	185	394	.470	51	153	.333	56	79	.709	37	97	134	59	102	0	12	49	52	477	12.9	
Ball	26	25	929	115	284	.405	50	148	.338	19	45	.422	33	148	181	202	67	0	48	79	24	299	11.5	
Hart	31	13	697	84	169	.497	49	99	.495	36	52	.692	15	97	112	40	48	1	27	18	7	253	8.2	
Nance	21	9	452	63	115	.548	1	4	.250	23	34	.676	58	78	136	25	62	0	28	21	10	150	7.1	
Frye (LAL)	3	0	35	6	8	.750	4	6	.667	0	0	---	0	1	1	6	0	0	0	0	0	16	5.3	
A. Ingram	1	0	35	2	9	.222	1	4	.250	0	0	---	1	2	3	6	1	0	2	2	0	5	5.0	
Wear	8	0	115	13	38	.342	8	26	.308	6	6	1.000	0	19	19	3	13	0	3	2	1	40	5.0	
Ennis	24	7	330	48	115	.417	7	30	.233	8	11	.727	9	38	47	46	37	1	16	21	5	111	4.6	
Brewer	28	1	368	50	104	.481	7	24	.292	21	28	.750	11	34	45	21	48	1	23	16	4	128	4.6	
Zubac	19	0	181	26	55	.473	0	1	.000	18	26	.692	20	33	53	9	19	0	3	13	7	70	3.7	
Payton (LAL)	7	0	70	16	31	.516	3	9	.333	0	0	---	5	11	16	5	10	0	2	4	2	35	5.0	
Caruso	16	2	212	23	48	.479	6	14	.429	5	10	.500	9	19	28	24	26	0	9	20	6	57	3.6	
Hayes	1	0	10	1	3	.333	0	2	.000	1	1	1.000	0	0	0	2	0	0	0	0	0	3	3.0	
Williams	1	0	8	1	4	.250	0	2	.000	0	0	---	0	1	1	0	0	0	0	0	0	2	2.0	
Bryant	5	0	33	4	11	.364	0	7	.000	1	2	.500	2	7	9	2	4	0	1	1	2	9	1.8	
Bogut	12	2	104	7	12	.583	0	0	---	2	2	1.000	10	26	36	4	18	0	2	11	6	16	1.3	
Blue	4	0	40	1	5	.200	0	2	.000	1	2	.500	0	1	1	3	2	0	1	2	0	3	0.8	
TEAM	41	-	9940	1669	3600	.464	437	1199	.364	707	996	.710	434	1390	1824	947	908	8	310	654	190	4482	109.3	
OPPONENTS	41	-	9940	1721	3665	.470	422	1175	.359	781	1003	.779	432	1404	1836	973	871	7	337	591	229	4645	113.3	

PLAYER	- SINGLE-GAME HIGHS -					- AVERAGE PER GAME -					- AVERAGE PER 48 MINUTES -										
	MIN	REB	AST	ST	TO	BLK	PTS	MIN	REB	AST	STL	TO	BLK	PTS	REB	AST	PF	STL	TO	BLK	PTS
TEAM	290	59	33	13	24	9	142	242.4	44.5	23.1	7.56	16.0	4.63	109.3	44.0	22.9	21.9	7.48	15.8	4.59	108.2
OPPONENTS	290	54	35	14	23	13	148	242.4	44.8	23.7	8.22	14.4	5.59	113.3	44.3	23.5	21.0	8.14	14.3	5.53	112.2

## LAKERS 2017-18 KEY DATES

---

### 2017-18 LOS ANGELES LAKERS KEY DATES

---

#### October 20, 2017 — Lakers 132, SUNS 130 (W)

Rookie Lonzo Ball turned in one of the best first-year performances in NBA history, leading the Lakers to a 132-130 win in just his second career game. Ball scored 29 points, grabbed 11 rebounds and dished out nine assists, becoming the youngest player in NBA history to go for at least 29-11-9 in a single game. Ball's 29 points were the most by a Lakers rookie in the first or second game of their career.

#### October 31, 2017 — LAKERS 113, Pistons 93 (W)

Seven Lakers scored in double-figures, while allowing the fewest free throws made or attempted in franchise history (1-3 FT), en route to a 113-93 victory over Detroit.

#### November 11, 2017 — Lakers 90, BUCKS 98 (L)

Lonzo Ball became the youngest player in NBA history to record a triple-double, but the milestone would come in a losing effort. Ball turned in a stat-line unlike any in the history of the league, becoming the first-ever player with at least 19 points, 13 assists, 12 rebounds, 3 blocks and 3 steals in a single game.

#### November 19, 2017 — LAKERS 127, Nuggets 109 (W)

Lonzo Ball recorded his second career triple-double with 11 points, 16 rebounds, 11 assists and two blocks, as the Lakers won big, 127-109. Ball's 16 rebounds were the most by a rookie this season, and the most by a rookie guard since Steve Francis in 2000. It was his second triple-double in his first 17 games, becoming the sixth rookie in NBA history with at least two in their first 20 games. Ball ties LeBron James for youngest player to record two, each player being 20 years and 23 days old when tallying their second.

#### December 7, 2017 — Lakers 107, 76ERS 104 (W)

L.A. snapped a five-game losing streak, defeating Philadelphia on a last-second three pointer from Brandon Ingram. After trading buckets in the final moments, Lonzo Ball drove to the basket and dished it to Ingram, who hit the go-ahead bucket with 0.06 seconds remaining.

#### December 20, 2017 — Lakers 122, ROCKETS 116 (W)

Kyle Kuzma turned in the best performance of his young career, scoring 38 points (12-17 FG, 7-10 3PT) with seven rebounds and four assists. He became the first rookie in NBA history to score at least 38 points, with seven-plus made three-pointers, while shooting at least 70 percent from the field. It was the most three's made by a rookie this season, and most so far by a Laker.

#### January 9, 2018 — LAKERS 99, Kings 86 (W)

In their second-straight win, the Lakers held their opponent to season-lows in points (86) field goal percentage (.345), getting their first win of the season when scoring fewer than 100 points. The Lakers started with a 19-0 run in the first quarter, the longest run for a Lakers team since the 2013-14 season. The team scored 35 fast break points, after scoring a franchise-record-tying 4 in the previous game, the first time the team has scored at least 35 fast break points in back-to-back games.

#### January 21, 2018 — LAKERS 127, Knicks 107 (W)

Los Angeles won their second consecutive game in convincing fashion, topping the Knicks 127-107. The Lakers shot a season-high 56.0% from the field, and turned the ball over a season-low six times on the night. It was the first time the team has scored 30-or-more points in all four quarters of a contest since the 2008-09 season.

#### February 4, 2018 — Lakers 108, THUNDER 104 (W)

Los Angeles got their second win in a row, defeating the Thunder in Oklahoma City for the first time since the 2010-11 season. All five starters scored in double-figures for the Lakers, the fifth occurrence of the season, most since the 2014-15 season.

#### February 26, 2018 — Lakers 123, HAWKS 104 (W)

The Lakers won their third-straight, defeating Atlanta 123-104. Nine Lakers scored in double-figures for the first time since 1987, led by Brandon Ingram with 21 points (10-16 FG), 10 rebounds, six assists and three blocks. Since the 1999-2000 season, only Pau Gasol, Kobe Bryant and Shaquille O'Neal have matched those numbers as a Laker.

#### March 1, 2018 — Lakers 131, HEAT 113 (W)

Los Angeles won their fourth in a row and third-straight on the road, topping Miami 131-113. The team shot 59.5 percent from the field for the first time in almost four years to the day (2/28/14 vs. SAC), while adding a season-best 55.2 percent from three-point range.

#### April 4, 2018 — LAKERS 122, Spurs 112 (OT, W)

The Lakers got back on track after dropping three in a row, defeating San Antonio in overtime, 122-112. The Lakers shot well from the floor, led by Kyle Kuzma's 30-point performance. The rookie shot 11-23 from the field to lead all scorers. In the extra frame, the Lakers would outscore the Spurs 14-4, to take a 10-point victory.

#### April 10, 2018 — LAKERS 99, Rockets 105 (L)

The Lakers couldn't quite close the gap down the stretch, falling just short to the Rockets 99-105. Without three of their key contributors, the Lakers would find support in the recently acquired Andre Ingram. The 10-year veteran of the NBA's G League made his NBA Debut vs. Houston, at the age of 32. The G League's all-time leader in three-pointers made and three-point percentage knocked down three-straight three's before finishing the night with 19 points (6-8 FG, 4-5 3FG) and three blocks. The three blocks were more than he had in any of the 384 G League games.

#### April 11, 2018 — Lakers 115, CLIPPERS 100 (W)

The Lakers finished the season on a high note, defeating their LA counterparts, 115-100 as guests in the STAPLES Center. It was the first time the Lakers defeated the Clippers "on the road" since the 2012 season, snapping an 11-game skid. The Lakers were paced by Josh Hart with 30 points (9-15 FG, 7-9 3FG), five rebounds and five assists. It was his fourth consecutive game with at least 20 points, totaling five 20-point games on the season.





**RECORDS**

	RECORD	HOME	ROAD	OT
OVERALL	35-47	20-21	15-26	3-5
Atlantic	5-5	3-2	2-3	0-1
Central	5-5	4-1	1-4	0-1
Southeast	6-4	3-2	3-2	1-0
EASTERN	16-14	10-5	6-9	1-2
Southwest	9-9	5-4	4-5	2-1
Northwest	4-14	3-6	1-8	
Pacific	6-10	2-6	4-4	0-2
WESTERN	19-33	10-16	9-17	2-3

**AT START OF:**

	OVERALL	HOME	ROAD
2nd Quarter			
Ahead:	23-11	14-3	9-8
Behind:	12-34	6-16	6-18
Tied:	0-2	0-2	0-0
3rd Quarter			
Ahead:	22-13	14-4	8-9
Behind:	12-31	5-15	7-16
Tied:	1-3	1-2	0-1
4th Quarter			
Ahead:	27-10	16-3	11-7
Behind:	6-34	4-15	2-19
Tied:	2-3	0-3	2-0

**BY FIELD GOAL PERCENTAGE**

	OVERALL	HOME	ROAD
-44%	11-26	6-15	5-11
45-49%	12-15	6-5	6-10
50-54%	8-6	5-1	3-5
55-59%	4-0	3-0	1-0
+60%	0-0	0-0	0-0

**STREAKS**

	OVERALL	HOME	ROAD
Long Win	5	9	4
Long Loss	9	9	5

**RECORDS BY MONTH**

	W/L	PCT
October	3-4	.286
November	5-9	.357
December	3-11	.214
January	8-7	.533
February	7-3	.700
March	7-8	.466
April	2-5	.286
TOTALS	37-47	.451

**HOME ATTENDANCE**

	TOTAL	AVERAGE	HIGH
Overall	776,328	18,935	19,997
Games	41		
Sellouts	39		

**RECORD VS. .500 TEAMS**

	+ .500 TEAMS	-.500 TEAMS
	17-32	18-14

**RECORD WHEN SCORING +/- 100**

	+ 100	- 100
Offense	32-29	3-18
Defense	22-42	13-5

**POINT DIFFERENTIALS**

	1	2	3	4	5	6	7	8	9	10	11
Won by	2	1	3	2	3	2	2	-	2	2	1
Lost by	2	2	3	2	2	4	4	2	5	2	3
	12	13	14	15	16	17	18	19	20	21	22
Won by	2	2	1	1	-	-	2	3	2	-	1
Lost by	1	-	1	4	2	2	1	-	-	-	2
	23	24	25	26	27	28	29	30	31	32	33
Won by	-	-	1	-	-	-	-	-	-	-	-
Lost by	1	1	-	-	-	-	-	-	-	-	-
	34	35	36	37	38	39	40	41	42	43	44+
Won by	-	-	-	-	-	-	-	-	-	-	-
Lost by	-	-	-	1	-	-	-	-	-	-	-

# GAME-BY-GAME

## 2017-18 LAKERS GAME-BY-GAME

DATE	OPPONENT	W-L	SCORE	HOME	ROAD	RECORD	HIGH SCORING	HIGH REBOUNDS	HIGH ASSISTS	OPPONENT SCORING	ATTEN.
Oct 19	LA CLIPPERS	L	92-108	0-1	0-0	0-1	Lopez-20	Nance-12	Ingram/Ball-4	Griffin-29	18,997
Oct 20	@ Phoenix	W	132-130	1-0	1-0	1-1	Ball-29	Lopez/Ball-11	Ball-13	Bledsoe-28	18,055
Oct 22	NEW ORLEANS	L	112-119	0-1	0-1	1-2	Clarkson-24	Ball-8	Ball-9	Davis-27	18,997
Oct 25	WASHINGTON	W	102-99(OT)	1-2	1-0	2-2	Ingram-19	Nance/Ingram-10	Ball-10	Beal-28	18,997
Oct 27	TORONTO	L	92-101	1-3	1-0	2-3	Randle-18	Kuzma-10	Ball-6	DeRozan-24	17,876
Oct 28	@ Utah	L	81-96	1-3	1-1	2-4	Ingram-16	Nance-10	Ball-4	Michell-22	18,306
Oct 31	DETROIT	W	113-93	2-3	1-1	3-4	Randle-17	Nance-12	Ingram-6	Jackson/Harris-18	17,569
Nov 2	@ Portland	L	110-113	2-3	1-2	3-5	Lopez-27	Randle-6	Clarkson/Ball-4	Lillard-32	19,469
Nov 3	BROOKLYN	W	124-112	3-3	1-2	4-5	Lopez-34	Kuzma-13	Ball-7	Crabbe-25	18,997
Nov 5	MEMPHIS	W	107-102	4-3	1-2	5-5	Lopez-21	Kuzma-12	Ball-9	Evans-26	18,997
Nov 8	@ Boston	L	96-107	4-3	1-3	5-6	Ingram/Clarkson-18	Randle-12	Ball-9	Baynes-21	18,624
Nov 9	@ Washington	L	95-111	4-3	1-4	5-7	Lopez/Clarkson-15	Randle/Kuzma-9	Ball-12	Wall-23	20,356
Nov 11	@ Milwaukee	L	90-98	4-3	1-5	5-8	Kuzma-21	Ball-12	Ball-13	Arletokoumpo-33	18,717
Nov 13	@ Phoenix	W	100-93	4-3	2-5	6-8	Clarkson-25	KCP/Lopez-10	Ball-5	Booker-36	17,533
Nov 15	PHILADELPHIA	L	109-115	4-4	2-5	6-9	Ingram-26	Ingram-26	Clarkson-5	Embiid-46	18,997
Nov 17	PHOENIX	L	113-122	4-5	2-5	6-10	Kuzma-30	Kuzma/Lopez-10	Ball-6	Booker-33	18,997
Nov 19	DENVER	W	127-109	5-5	2-5	7-10	Randle-24	Ball-16	Ball-11	G. Harris-20	18,997
Nov 21	CHICAGO	W	103-94	6-5	2-5	8-10	Kuzma-22	Ball-13	Ingram/Kuzma-5	Valentine-17	18,997
Nov 22	@ Sacramento	L	102-113	6-5	2-6	8-11	Randle-8	Randle-8	Ball-11	Caukey/Stein-26	17,583
Nov 27	@ L.A. CLIPPERS	L	115-120	6-5	2-7	8-12	Caldwell-Pope-29	Nance/Clarkson-8	Ball-7	L. Williams-42	18,086
Nov 29	GOLDEN STATE	L	123-127(OT)	6-6	2-7	8-13	Ingram-32	Caldwell-Pope-7	Ball-10	Durant-29	18,997
Dec 2	@ Denver	L	100-115	6-6	2-8	8-14	Ingram-20	Kuzma-10	Ball-5	Murray-28	19,520
Dec 3	HOUSTON	L	95-118	6-7	2-8	8-15	Kuzma-22	Kuzma-12	Ingram-5	Harden-36	18,997
Dec 7	@ Philadelphia	W	107-104	6-7	3-8	9-15	Ingram-21	Ball-8	Ball-8	Embiid-33	20,495
Dec 9	@ Charlotte	W	110-99	6-7	4-8	10-15	Clarkson-22	Kuzma-14	Ball-9	Walker-23	19,320
Dec 12	@ New York	L	109-113(OT)	6-7	4-9	10-16	Caldwell-Pope-24	Nance-9	Ball-6	Porzingis-37	19,359
Dec 14	@ Cleveland	L	112-121	6-7	4-10	10-17	Ingram-26	Nance-12	Ball-11	Love-28	20,562
Dec 18	GOLDEN STATE	L	114-116(OT)	6-8	4-10	10-18	Kuzma-25	Randle-11	Ball-6	Durant-36	18,997
Dec 20	@ Houston	W	122-116	6-8	5-10	11-18	Kuzma-38	Nance/Ball-9	Ingram-6	Harden-51	18,055
Dec 22	@ Golden State	L	106-113	6-8	5-11	11-19	Kuzma-27	Kuzma-14	Ball-5	Durant-33	19,596
Dec 23	PORTLAND	L	92-95	6-9	5-11	11-20	Clarkson/Kuzma-18	Hart-10	Ball-11	Harkless-22	18,997
Dec 25	MINNESOTA	L	104-121	6-10	5-11	11-21	Kuzma-31	Randle-7	Clarkson-7	Butler/Gibson-23	18,997
Dec 27	MEMPHIS	L	99-109	6-11	5-11	11-22	Ingram-23	Bogut/Nance-9	Ingram-4	Evans-32	18,997
Dec 29	LA CLIPPERS	L	106-121	6-12	5-11	11-23	Clarkson-20	Randle/KCP-7	Clarkson-8	Griffin-24	18,997
Dec 31	@ Houston	L	142-148(2OT)	6-12	5-12	11-24	Randle-29	Randle-15	Ennis-11	Harden-40	18,179
Jan 1	@ Minnesota	L	96-114	6-12	5-13	11-25	Clarkson-20	Randle-12	Ennis/Clarkson-4	Butler-28	18,978
Jan 3	OKLAHOMA CITY	L	96-133	6-13	5-13	11-26	Kuzma-18	Nance-7	Ennis-6	Ferguson/George-24	18,997
Jan 5	CHARLOTTE	L	94-108	6-14	5-13	11-27	Ingram-22	Ingram-14	Ball-5	Walker-19	18,997
Jan 7	ATLANTA	W	132-113	7-14	5-13	12-27	Ingram-20	Ball-10	Ingram-7	Schroder-27	18,997
Jan 9	SACRAMENTO	W	99-86	8-14	5-13	13-27	Randle-22	Randle-14	Ball-11	Bogdanovic-19	18,997
Jan 11	SAN ANTONIO	W	93-81	9-14	5-13	14-27	Ingram-26	Nance/Ball-10	Ball-6	Aldridge-20	18,997
Jan 13	@ Dallas	W	107-101(OT)	9-14	6-13	15-27	Randle-23	Randle-15	Smith-23	20,209	
Jan 15	@ Memphis	L	114-123	9-14	6-14	15-28	Caldwell-Pope-27	Nance-11	Kuzma-5	D. Brooks-19	17,794
Jan 17	@ Oklahoma City	L	90-114	9-14	6-15	15-29	Randle-16	Nance-6	Tied with-3	Anthony-27	18,203
Jan 19	INDIANA	W	99-86	10-14	6-15	16-29	Clarkson-33	Nance-11	Clarkson-7	Oladipo-25	18,997
Jan 21	NEW YORK	W	127-107	11-14	6-15	17-29	Clarkson-29	Randle-12	Clarkson-10	THMB/KP-17	18,997
Jan 23	BOSTON	W	108-107	12-14	6-15	18-29	Kuzma-28	Randle-14	Clarkson/Ingram-4	Irving-33	18,997
Jan 26	@ Chicago	W	108-103	12-14	7-15	19-29	Ingram-25	Ingram-9	Mirotic-18	VanVleet-25	21,827
Jan 28	@ Toronto	L	111-123	12-14	7-16	19-30	Clarkson/Randle-17	Randle-10	Caruso/Randle-5	Ball-19	19,800
Jan 31	@ Orlando	L	105-127	12-14	7-17	19-31	Randle/Clarkson-20	Randle-9	Ingram-5	Speights-21	18,553
Feb 2	@ Brooklyn	W	102-99	12-14	8-17	20-31	Randle/Lopez-19	Hart-14	Ingram-10	Dinwiddie-23	17,732
Feb 4	@ Oklahoma City	W	108-104	12-14	9-17	21-31	Lopez-20	Hart-11	Ingram/Lopez-5	Westbrook-36	18,203
Feb 6	PHOENIX	W	112-93	13-14	9-17	22-31	Ingram-26	Hart-11	Clarkson/Randle/Ingram-5	Warren-24	18,997
Feb 8	OKLAHOMA CITY	W	106-81	14-14	9-17	23-31	Caldwell-Pope-20	Lopez/Kuzma-9	Ingram-6	George-29	18,997
Feb 10	@ Dallas	L	123-130	14-14	9-18	23-32	Randle-26	Kuzma-15	Randle-7	Nowitzki-22	20,162
Feb 14	@ New Orleans	L	117-139	14-14	9-19	23-33	Kuzma-23	Caldwell-Pope-8	Randle-7	Davis-42	15,436
Feb 15	@ Minnesota	L	111-119	14-14	9-20	23-34	Randle-23	Zubac/KCP-11	Caldwell-Pope-6	Gibson-28	17,534
Feb 23	DALLAS	W	124-102	15-14	9-20	24-34	Randle-18	Randle-13	Randle-10	Barnes/Mathews-19	18,997
Feb 24	@ Sacramento	W	113-108	15-14	10-20	25-34	Caldwell-Pope-34	Randle-13	Ingram-8	Held/Bogdanovic-21	17,583
Feb 26	@ Atlanta	W	123-104	15-14	10-20	26-34	Ingram-21	Caldwell-Pope-14	Ingram-6	Prince-24	16,328
Mar 1	@ Miami	W	131-113	15-14	12-20	27-34	Thomas-29	Kuzma/Ball/Randle-6	Ball-7	Wade-25	19,600
Mar 3	@ San Antonio	W	116-112	15-14	13-20	28-34	Randle-25	Caldwell-Pope-13	Ball-11	Gasol-19	18,557
Mar 5	PORTLAND	L	103-108	15-15	13-20	28-35	Randle-21	Randle/KCP-9	Thomas-7	Lillard-39	18,997
Mar 7	ORLANDO	W	108-107	16-15	13-20	29-35	Lopez-27	Randle-11	Thomas-9	Goran-28	18,997
Mar 9	@ Denver	L	116-125	16-15	13-21	29-36	Lopez-29	Caldwell-Pope-9	Ball-8	Murray-22	19,807
Mar 11	CLEVELAND	W	127-113	17-15	13-21	30-36	Randle-36	Randle-14	Thomas-9	James-24	18,997
Mar 13	DENVER	W	112-103	18-15	13-21	31-36	Kuzma/Randle-26	Kuzma/Randle-13	Ball-8	Chandler-26	18,997
Mar 14	@ Golden State	L	106-117	18-15	13-22	31-37	Randle-22	Randle-10	Ball-11	Durant-26	19,596
Mar 16	MIAMI	L	91-92	18-16	13-22	31-38	Randle-25	Randle-12	Ball-8	Tragic-30	18,997
Mar 19	@ Indiana	L	100-110	18-16	13-23	31-39	Kuzma-27	Randle-9	Ball-8	Turner-21	16,603
Mar 22	@ New Orleans	L	125-128	18-16	13-24	31-40	Caldwell-Pope-28	Ball-11	Ball-9	Davis-33	18,037
Mar 24	@ Memphis	W	100-93	18-16	14-24	32-40	Kuzma-25	Randle-12	Ball-10	Harrison-20	18,119
Mar 26	@ Detroit	L	106-112	18-16	14-25	32-41	Randle-23	Kuzma/Randle-11	Ball-11	Jackson-20	18,718
Mar 28	DALLAS	W	103-93	19-16	14-25	33-41	Lopez-22	Randle-10	Ball-5	Barnes-17	18,997
Mar 30	MILWAUKEE	L	122-124(OT)	19-17	14-25	33-42	Kuzma-27	Hart-13	Caruso/Ingram/Kuzma-6	Bledsoe-39	18,997
Apr 1	SACRAMENTO	L	83-84	19-18	14-25	33-43	Randle-19	Zubac-10	Ennis/Hart-4	Held-19	18,997
Apr 3	@ Utah	L	110-117	19-18	14-26	33-44	Caldwell-Pope-28	Randle-12	Randle-9	Rubio-31	18,306
Apr 4	SAN ANTONIO	W	122-112(OT)	20-18	14-26	34-44	Kuzma-30	Hart-10	Ennis-7	Aldridge-28	18,997
Apr 6	MINNESOTA	L	96-113	20-19	14-26	34-45	Hart/Randle-20	Hart-11	Ennis/Payton-4	Teague-25	18,997
Apr 8	UTAH	L	97-112	20-20	14-26	34-46	Hart-25	Randle-7	Randle-4	Michell-28	18,997
Apr 10	HOUSTON	L	99-100	20-21	14-26	34-47	Hart-20	Randle-12	Caruso-6	Paul-22	18,997
Apr 11	@ LA Clippers	W	115-100	20-21	15-26	35-47	Hart-30	Payton-18	A. Ingram-6	Harris-23	19,068

\* indicates number of overtime periods



# 2017-18 MISCELLANEOUS STATISTICS

## STARTING LINEUPS

LINEUP #	GAME #	FORWARD	FORWARD	CENTER	GUARD	GUARD	RECORD	WINNING %
1	1	Deng	Nance Jr.	Lopez	Ingram	Ball	0-1	.000
2	2	Brewer	Nance Jr.	Lopez	Ingram	Ball	1-0	1.000
3	3-8, 20-26, 28	Ingram	Nance Jr.	Lopez	Caldwell-Pope	Ball	4-10	.286
4	9-19	Ingram	Kuzma	Lopez	Caldwell-Pope	Ball	5-6	.455
5	27	Ingram	Nance Jr.	Lopez	Hart	Ball	0-1	.000
6	29	Ingram	Kuzma	Bogut	Hart	Ball	1-0	1.000
7	30	Ingram	Kuzma	Bogut	Caldwell-Pope	Ball	0-1	.000
8	31	Hart	Kuzma	Bogut	Caldwell-Pope	Ball	0-1	.000
9	32	Hart	Kuzma	Bogut	Caldwell-Pope	Clarkson	0-1	.000
10	33	Ingram	Kuzma	Bogut	Caldwell-Pope	Clarkson	0-1	.000
11	34	Hart	Kuzma	Randle	Caldwell-Pope	Ingram	0-1	.000
12	35-36	Ingram	Kuzma	Randle	Hart	Ennis	0-2	.000
13	37	Ingram	Kuzma	Randle	Caldwell-Pope	Ennis	0-1	.000
14	38-42, 61, 74	Ingram	Randle	Lopez	Caldwell-Pope	Ball	6-1	.857
15	43	Caldwell-Pope	Randle	Lopez	Hart	Ennis	0-1	.000
16	44, 47-50	Ingram	Randle	Lopez	Caldwell-Pope	Ennis	2-3	.400
17	45	Brewer	Kuzma	Randle	Hart	Ennis	1-0	1.000
18	46	Ingram	Randle	Lopez	Hart	Ennis	1-0	1.000
19	51-60	Hart	Randle	Lopez	Caldwell-Pope	Ingram	7-3	.700
20	62-67, 69-73	Kuzma	Randle	Lopez	Caldwell-Pope	Ball	5-7	.417
21	68	Caldwell-Pope	Randle	Lopez	Thomas	Ball	0-1	.000
22	75	Kuzma	Randle	Lopez	Caldwell-Pope	Ingram	0-1	.000
23	76-79	Kuzma	Randle	Lopez	Caldwell-Pope	Caruso	1-3	.250
24	80-82	Hart	Randle	Lopez	Caldwell-Pope	Caruso	1-2	.333

## INDIVIDUAL GAME LEADERS / DOUBLE-FIGURE GAMES (TIED FOR TEAM LEAD)

	POINTS							TEAM LEADER						
	10-19	20-29	30-39	40+	10+ REB	10+ AST	DBL/DBL	TRIP/DBL	PTS	REB	AST	STL	BLK	MIN
Lonzo Ball	22								1	11(4)	41(2)	21(10)	15(6)	15(1)
Thomas Bryant														
Kentavious Caldwell-Pope	42	12	1		3		3		8	9(4)	2	28(18)	6(6)	19(3)
Alex Caruso	2										3(2)	8(8)	1(1)	
Luol Deng														
Tyler Ennis	5	2				1	1				7(4)	12(11)	4(4)	1(1)
Channing Frye (LA)	1													
Josh Hart	17	4	1		9		8		4(1)	7	1(1)	14(13)	6(5)	7(2)
Andre Ingram	1										1		1	
Brandon Ingram	34	15	1		5	1	6		15(1)	4(1)	18(7)	11(9)	14(8)	29(9)
Kyle Kuzma	38	21	4		17		17		17(2)	14(6)	3(2)	12(9)	12(5)	16(5)
Brook Lopez	33	13	1		4		4		10(2)	4(4)	1(1)	4(3)	34(16)	1
Gary Payton II (LA)	1				1		1			1	1(1)	1(1)		
Julius Randle	43	24	1		28	1	28	1	22(5)	31(6)	7(3)	8(6)	15(13)	2
Isaiah Thomas (LA)	8	6							1		3		1(1)	1
Travis Wear	2												2(1)	1
Ivica Zubac	5				2		1			2(2)		3(2)	4(2)	

## GAMES MISSED (INJURY / ILLNESS / SUSPENSION / INACTIVE)

PLAYER	REASON	DATES OUT	GAMES	W/L	PLAYER	REASON	DATES OUT	GAMES	W/L
Ball	*Left shoulder sprain	12/25-1/3	6	0-6	B. Ingram	*R. quad contusion	12/23-12/25	2	0-2
	*Sore left knee	1/15-2/15, 2/24	16	9-7		*Mild left ankle sprain	1/15, 1/19	2	1-1
	*Left knee contusion	3/30-4/11	8	2-6		*Left groin strain	3/3-3/26	12	5-7
			30			*Concussion protocol	4/1-4/11	7	2-5
								21	
Bogut	*Back tightness	11/2-11/5	3	2-1	Kuzma	*Back spasms	11/29	1	0-1
Bryant	*Inactive	10/19-10/31, 12/3, 11/2-	8	3-5		Sprained right ankle	3/14	1	0-1
	*G League Assignment	11/3, 11/8-11/13, 11/22-	37	15-22		*Sprained left ankle	4/8-4/11	3	1-2
		11/27, 12/7-12/14, 12/31-						5	
		1/5, 1/9-1/19, 1/26-1/28			Lopez	*Right ankle sprain	12/20-1/1	8	1-7
		2/6, 2/10, 2/24-2/26, 3/9-							
		3/11, 3/14, 3/19, 3/24,			Nance Jr.	*Second metacarpal fracture, left hand	11/3-11/22	11	5-6
		3/30-4/4	45					11	
Caldwell-Pope	NBA Suspension	10/19-10/20	2	1-1	Payton II	*Inactive	1/21	1	1-0
	Personal Reasons	12/14, 12/20, 12/31-1/1	4	1-3		*G League Two-Way	1/23-2/6, 2/10, 2/23-2/26,	21	14-7
	*R. Achilles tendon strain	1/19-1/21	2	2-0			3/7, 3/11-3/14, 3/22-3/24,		
			6				3/28-3/30, 4/3-4/4	22	
Caruso	*G League Two Way	10/22-12/18, 1/7-1/13,	43	18-25	Thomas	*Trade pending	2/8	1	1-0
		2/14-2/23, 2/26-3/5, 3/9,				Sore right hip	3/24-3/26	2	1-1
		3/16-3/26				*Right hip surgery	3/28-4/11	9	3-6
	*Inactive	1/5	1	0-1				12	
			44						
Deng	*Inactive	10/20-11/2, 11/5-2/26,	60	26-34	Wear	*G League Assignment	3/30, 4/3	2	1-1
		3/13, 3/16							
	*Sprained left ankle	3/24-4/11	11	4-7	Zubac	*Inactive	10/19-10/20	2	1-1
			71			*G League Assignment	11/15-11/17, 12/2,	11	4-7
							12/20-12/22, 1/26-2/4		
Ennis	Flu-like symptoms	12/29	1	0-1				13	
Hart	*Left Achilles bursitis	10/19	1	0-1					
	*G League Assignment	11/15-11/17	2	0-2					
	*L. Hand 4th MC fracture	3/1-3/28	14	7-7					
			17						

\* indicates placement on inactive list:  
All statistics for games with Lakers ONLY

# 2017-18 MISCELLANEOUS STATISTICS / HIGH-LOW

## LAKERS SITUATIONAL RECORDS

Decided by three points or less	6-7	Fewer blocks than opponent	17-25
Decided by 10 points or more	17-20	More turnovers than opponent (or tied)	21-32
Leading (or tied) after first quarter	23-13	Fewer turnovers than opponent	14-15
Behind after first quarter	12-34	Outshooting opponent (or tied)	28-18
Leading (or tied) at halftime	23-16	More bench points than opponent (or tied)	21-26
Behind at halftime	12-31	More points in the paint than opponent (or tied)	27-25
Leading (or tied) after third quarter	29-13	More 2nd-chance points than opponent (or tied)	22-25
Behind after third quarter	6-34	More fastbreak points than opponent (or tied)	28-37
More rebounds than opponent (or tied)	25-24	Shooting .500 or better from the floor	12-6
Fewer rebounds than opponent	10-23	Holding opponent under .400 from the floor	10-4
Grab 50 or more rebounds	15-8	All five Lakers starters score in double figures	7-5
More assists than opponent (or tied)	25-16	Scoring 100+ points	32-29
Fewer assists than opponent	10-31	Scoring 99 points or less	3-18
Dish 30 or more assists	7-4	Opponents score 100+ points	22-42
More FTA than opponent (or tied)	19-25	Opponents score 99 points or less	13-5
Fewer FTA than opponent	16-22	In Icon (gold) jersey	20-18
More 3FG than opponent (or tied)	24-17	In Statement (purple) jersey	2-11
Fewer 3FG than opponent	11-30	In Association (white) jersey	6-10
More blocks than opponent (or tied)	18-22	In Classic (Lakers blue) jersey	3-4
		In City (black) jersey	4-4

## LAKERS SINGLE-GAME HIGHS / LOWS

	HIGH	LOW
Points	142 at HOU 12/31	81 at UTA 10/28
Win Margin	25 vs. OKC 2/8	1* vs. ORL 3/7
FG Made	53* at HOU 12/31	30 vs. SAC 4/1
FG Attempted	109 vs. PHI 11/15	74* at UTA 4/3
FG%	.595 at MIA 3/1	.360 at WAS 11/9
FG% (Qtr.)	.789 vs. MIL 3/30	.167 vs. DEN 3/13
FG% (Half)	.630 at MIA 3/1	.256 at WAS 11/9
3-PT. FG	17* at LAC 4/11	3* vs. LAC 12/29
3-PT. FGA	40* vs. DEN 3/13	16 vs. LAC 10/19
3-PT. FG%	.552 at MIA 3/1	.111 vs. PHI 11/15
FT	30 at WAS 11/9	2 vs. IND 1/19
FTA	43 at HOU 12/20	4 at OKC 1/17
FT%	1.000 at OKC 1/17	.143 vs. IND 1/19
Offensive Reb.	22* vs. MIN 4/6	2 at POR 11/2
Defensive Reb.	50 vs. BKN 11/3	24* at OKC 1/17
Rebounds	62 vs. DAL 2/23	30 at OKC 1/17
Rebounds (Qtr.)	22* vs. MIN 4/6	3* at GSW 3/14
Rebounds (Half)	37 vs. PHX 2/6	12 at SAC 11/22
Assists	36 vs. DEN 11/19	14 vs. MEM 12/27
Assists (Qtr.)	11* at DET 3/26	1 at BOS 11/8
Assists (Half)	20* at DET 3/26	5 at WAS 11/8
Steals	15 vs. SAS 1/11	2 at NOP 3/22
Steals (Qtr.)	7 vs. HOU 4/10	0* at LAC 4/11
Steals (Half)	11 vs. HOU 4/10	0* vs. MIN 4/6
Blocks	10 at MIL 11/11	0* at DAL 2/10
Blocks (Qtr.)	5* at BKN 2/2	0* vs. HOU 4/10
Blocks (Half)	6* at ATL 2/26	0* at MEM 3/24
Turnovers	26 vs. SAC 1/9	6 vs. NYK 1/21

## OPPONENT SINGLE-GAME HIGHS / LOWS

	HIGH	LOW
Points	148 at HOU 12/31	81* vs. OKC 2/8
Win Margin	37 vs. OKC 1/3	1* vs. SAC 4/1
FG Made	56 vs. OKC 1/3	30 vs. SAC 1/9
FG Attempted	107* vs. GSW 12/18	76 vs. SAS 1/11
FG%	.602 vs. OKC 1/3	.345 vs. SAC 1/9
FG% (Qtr.)	.789 at SAC 11/22	.200 vs. CHA 1/5
FG% (Half)	.686 at SAC 11/22	.273 at MEM 3/24
3-PT. FG	19 vs. DAL 2/23	2 vs. IND 1/19
3-PT. FGA	52 at HOU 12/31	18 at LAC 4/11
3-PT. FG%	.562 at ORL 1/31	.080 vs. IND 1/19
FT	34 vs. MEM 12/27	1 vs. DET 10/31
FTA	39 vs. MEM 12/27	3 vs. DET 10/31
FT%	.947 at IND 3/19	.333 vs. DET 10/31
Offensive Reb.	21 at OKC 1/17	3 vs. DAL 2/23
Defensive Reb.	46 vs. GSW 12/18	26* at MIA 3/1
Rebounds	61 vs. GSW 12/18	29 vs. DAL 2/23
Rebounds (Qtr.)	21 vs. OKC 2/8	4* at SAC 2/24
Rebounds (Half)	33* at TOR 1/28	11* vs. NYK 1/21
Assists	36 vs. OKC 1/3	15* vs. IND 1/19
Assists (Qtr.)	12* at NOP 2/14	1* vs. DAL 3/28
Assists (Half)	21 vs. OKC 1/3	4 at DAL 1/13
Steals	15* vs. SAC 1/9	3* at CHI 1/26
Steals (Qtr.)	8 vs. NOP 10/22	0* at LAC 4/11
Steals (Half)	11 vs. NOP 10/22	0* vs. ATL 1/7
Blocks	15 vs. PHI 11/15	1* at LAC 4/11
Blocks (Qtr.)	7 at GSW 12/22	0* at LAC 4/11
Blocks (Half)	10* at GSW 12/22	0* at LAC 4/11
Turnovers	22 vs. GSW 11/29	5 vs. MIN 4/6

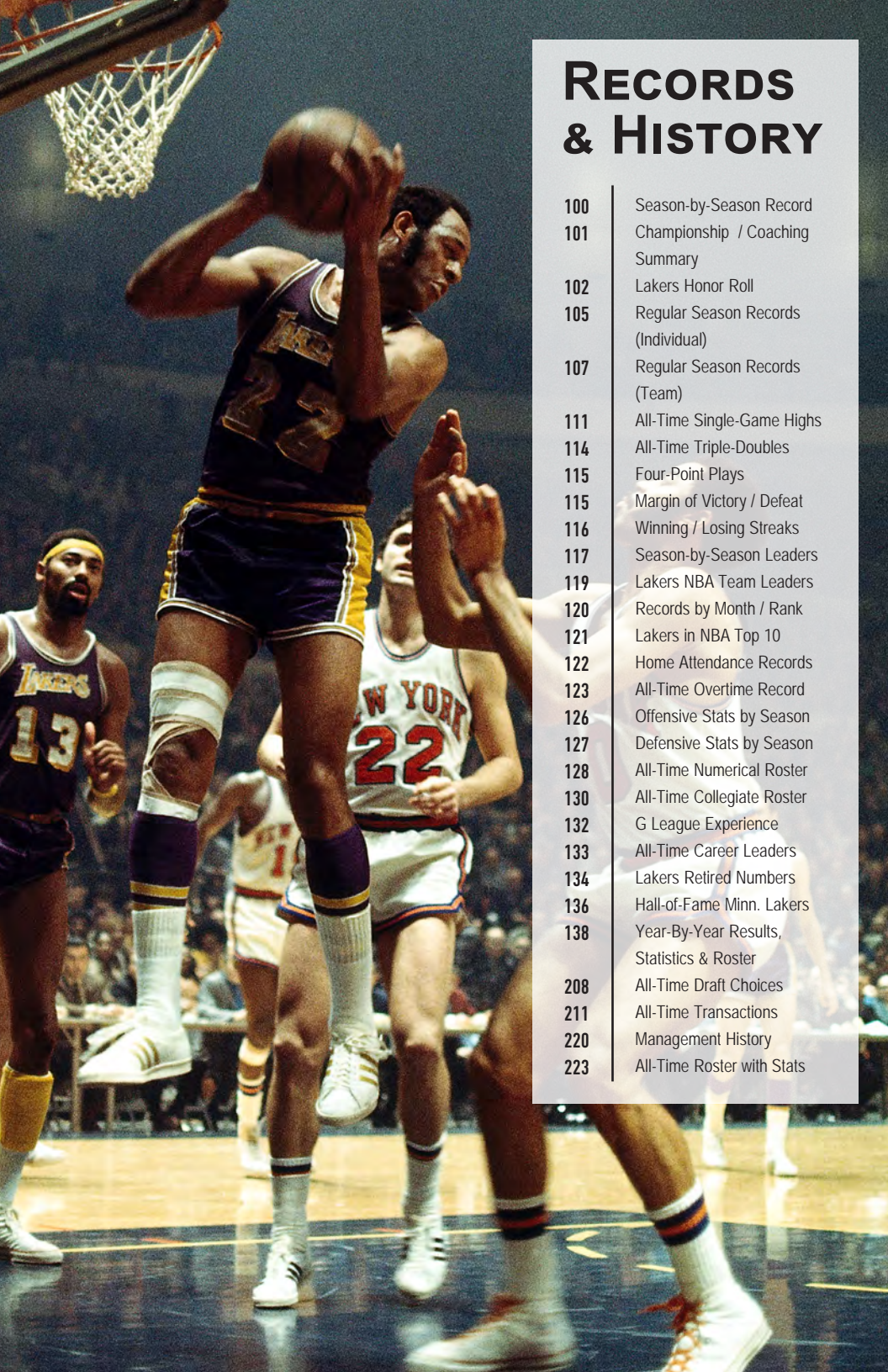
## LAKERS HIGH/LOW QUARTER/HALF

	HIGH	LOW
1st Quarter	44 at NOP 3/22	15 vs. BOS 1/23
2nd Quarter	40 at MIA 3/1	13 vs. DEN 3/13
1st Half	73* at NOP 3/22	41 at SAC 11/22
3rd Quarter	37 at SAC 2/24	15 vs. MIN 4/6
Thru 3 Qta.	108 at NOP 3/22	63 vs. LAC 10/19
4th Quarter	37 at MEM 1/15	15* vs. SAC 1/9
2nd Half	66 vs. ATL 1/7	36* at OKC 1/17
Overtime	14* vs. SAS 4/4	10* vs. MIL 3/30
2nd Overtime	9 at HOU 12/31	-

## OPPONENTS HIGH/LOW QUARTER/HALF

	HIGH	LOW
1st Quarter	46 at NOP 2/14	15 vs. SAS 1/11
2nd Quarter	41 at UTA 4/3	14 vs. IND 1/19
1st Half	79 at NOP 2/14	38 vs. SAS 1/11
3rd Quarter	43 at ORL 1/31	14 at MEM 3/24
Thru 3 Qta.	103 at NOP 2/14	60 vs. SAC 4/1
4th Quarter	38 vs. MIN 12/25	12* vs. DAL 3/28
2nd Half	70 vs. OKC 1/3	34 vs. SAC 1/9
Overtime	18 vs. GSW 11/29	4 vs. SAS 4/4
2nd Overtime	15 at HOU 12/31	-





# RECORDS & HISTORY

- 100 Season-by-Season Record
- 101 Championship / Coaching Summary
- 102 Lakers Honor Roll
- 105 Regular Season Records (Individual)
- 107 Regular Season Records (Team)
- 111 All-Time Single-Game Highs
- 114 All-Time Triple-Doubles
- 115 Four-Point Plays
- 115 Margin of Victory / Defeat
- 116 Winning / Losing Streaks
- 117 Season-by-Season Leaders
- 119 Lakers NBA Team Leaders
- 120 Records by Month / Rank
- 121 Lakers in NBA Top 10
- 122 Home Attendance Records
- 123 All-Time Overtime Record
- 126 Offensive Stats by Season
- 127 Defensive Stats by Season
- 128 All-Time Numerical Roster
- 130 All-Time Collegiate Roster
- 132 G League Experience
- 133 All-Time Career Leaders
- 134 Lakers Retired Numbers
- 136 Hall-of-Fame Minn. Lakers
- 138 Year-By-Year Results, Statistics & Roster
- 208 All-Time Draft Choices
- 211 All-Time Transactions
- 220 Management History
- 223 All-Time Roster with Stats

# SEASON-BY-SEASON RECORD

MINNEAPOLIS		REGULAR SEASON					PLAYOFFS		
YEAR	COACH	W-L	PCT	HOME	AWAY	NEUTRAL	W-L	ACHIEVEMENT	
1948-49	John Kundla	44-16	.733	26-3	16-13	2-0	8-2	NBA Champions	
1949-50	John Kundla	51-17	.750	30-1	18-16	3-0	10-2	NBA Champions	
1950-51	John Kundla	44-24	.647	29-3	12-21	3-0	3-4		
1951-52	John Kundla	40-26	.606	21-5	13-19	6-2	9-4	NBA Champions	
1952-53	John Kundla	48-22	.686	24-2	16-15	8-5	9-3	NBA Champions	
1953-54	John Kundla	46-26	.639	21-4	13-15	12-7	9-4	NBA Champions	
1954-55	John Kundla	40-32	.556	18-6	10-14	12-12	3-4		
1955-56	John Kundla	33-39	.458	13-12	6-21	14-6	1-2		
1956-57	John Kundla	34-38	.472	18-13	9-22	7-3	2-3		
1957-58	George Mikan (9-30) John Kundla (10-23)	19-53	.264	13-17	4-22	2-14	--		
1958-59	John Kundla	33-39	.458	15-7	9-17	9-15	6-7	West Champions	
1959-60	John Castellani (11-25) Pollard (14-25)	25-50	.333	9-13	9-22	7-15	5-4		
LOS ANGELES		REGULAR SEASON					PLAYOFFS		
YEAR	COACH	W-L	PCT	HOME	AWAY	NEUTRAL	W-L	ACHIEVEMENT	
1960-61	Fred Schaus	36-43	.456	16-12	8-20	12-11	6-6		
1961-62	Fred Schaus	54-26	.675	26-5	18-13	10-8	7-6	West Champions	
1962-63	Fred Schaus	53-27	.663	27-7	20-17	6-3	6-7	West Champions	
1963-64	Fred Schaus	42-38	.525	24-12	15-21	3-5	2-3		
1964-65	Fred Schaus	49-31	.613	25-13	21-16	3-2	5-6	West Champions	
1965-66	Fred Schaus	45-35	.563	27-11	13-21	4-3	7-7	West Champions	
1966-67	Fred Schaus	36-45	.450	21-18	12-20	3-7	0-3		
1967-68	Bill van Breda Kolff	52-30	.634	30-11	18-19	4-0	10-5	West Champions	
1968-69	Bill van Breda Kolff	55-27	.670	32-9	21-18	2-0	11-7	West Champions	
1969-70	Joe Mullaney	46-36	.561	27-14	17-21	2-1	11-7	West Champions	
1970-71	Joe Mullaney	48-34	.585	30-11	17-22	1-1	5-7		
1971-72	Bill Sharman	69-13	.841	36-5	31-7	2-1	12-3	NBA Champions	
1972-73	Bill Sharman	60-22	.732	30-11	28-11	2-0	9-8	West Champions	
1973-74	Bill Sharman	47-35	.573	30-11	17-24	--	1-4		
1974-75	Bill Sharman	30-52	.366	21-20	9-32	--	--		
1975-76	Bill Sharman	40-42	.488	31-10	9-32	--	--		
1976-77	Jerry West	53-29	.646	37-4	16-25	--	4-7		
1977-78	Jerry West	45-37	.549	29-12	16-25	--	1-2		
1978-79	Jerry West	47-35	.573	31-10	16-25	--	3-5		
1979-80	Jack McKinney (10-4) Paul Westhead (50-18)	60-22	.732	37-4	23-18	--	12-4	NBA Champions	
1980-81	Paul Westhead	54-28	.659	30-11	24-17	--	1-2		
1981-82	Paul Westhead (7-4) Pat Riley (50-21)	57-25	.695	30-11	27-14	--	12-2	NBA Champions	
1982-83	Pat Riley	58-24	.707	33-8	25-16	--	8-7	West Champions	
1983-84	Pat Riley	54-28	.659	28-13	26-15	--	14-7	West Champions	
1984-85	Pat Riley	62-20	.756	36-5	26-15	--	15-4	NBA Champions	
1985-86	Pat Riley	62-20	.756	35-6	27-14	--	8-6		
1986-87	Pat Riley	65-17	.793	37-4	28-13	--	15-3	NBA Champions	
1987-88	Pat Riley	62-20	.756	36-5	26-15	--	15-9	NBA Champions	
1988-89	Pat Riley	57-25	.695	35-6	22-19	--	11-4	West Champions	
1989-90	Pat Riley	63-19	.768	37-4	26-15	--	4-5		
1990-91	Mike Dunleavy	58-24	.707	33-8	25-16	--	12-7	West Champions	
1991-92	Mike Dunleavy	43-39	.524	24-17	19-22	--	1-3		
1992-93	Randy Plund	39-43	.476	20-21	19-22	--	2-3		
1993-94	Randy Plund (27-37) Bill Bertka (1-1) Earvin Johnson (5-11)	33-49	.402	21-20	12-29	--	--		
1994-95	Del Harris	48-34	.585	29-12	19-22	--	5-5		
1995-96	Del Harris	53-29	.646	30-11	23-18	--	1-3		
1996-97	Del Harris	56-26	.683	31-10	25-16	--	4-5		
1997-98	Del Harris	61-21	.744	33-8	28-13	--	7-6		
1998-99	Del Harris (6-6) Bill Bertka (1-0) Kurt Rambis (24-13)	31-19	.620	18-7	13-12	--	3-5		
1999-00	Phil Jackson	67-15	.817	36-5	31-10	--	15-8	NBA Champions	
2000-01	Phil Jackson	56-26	.683	31-10	25-16	--	15-1	NBA Champions	
2001-02	Phil Jackson	58-24	.707	34-7	24-17	--	15-4	NBA Champions	
2002-03	Phil Jackson	50-32	.610	31-10	19-22	--	6-6		
2003-04	Phil Jackson	56-26	.683	34-7	22-19	--	13-9	West Champions	
2004-05	Rudy Tomjanovich (24-19) Frank Hamblen (10-29)	34-48	.415	22-19	12-29	--	--		
2005-06	Phil Jackson	45-37	.549	27-14	18-23	--	3-4		
2006-07	Phil Jackson	42-40	.512	25-16	17-24	--	1-4		
2007-08	Phil Jackson	57-25	.695	30-11	27-14	--	14-7	West Champions	
2008-09	Phil Jackson	65-17	.793	36-5	29-12	--	16-7	NBA Champions	
2009-10	Phil Jackson	57-25	.695	34-7	23-18	--	16-7	NBA Champions	
2010-11	Phil Jackson	57-25	.695	30-11	27-14	--	4-6		
2011-12	Mike Brown	41-25	.621	26-7	15-18	--	5-7		
2012-13	Mike Brown (1-4) Bernie Bickerstaff (4-1) Mike D'Antoni (40-32)	45-37	.549	29-12	16-25	--	0-4		
2013-14	Mike D'Antoni	27-55	.329	14-27	13-28	--	--		
2014-15	Byron Scott	21-61	.256	12-29	9-32	--	--		
2015-16	Byron Scott	17-65	.207	12-29	5-36	--	--		
2016-17	Luke Walton	26-56	.317	17-24	9-32	--	--		
2017-18	Luke Walton	35-47	.427	20-21	15-26	--	--		



23

31

16

PACIFIC DIVISION CHAMPIONSHIPS		WESTERN CONFERENCE CHAMPIONSHIPS			NBA CHAMPIONSHIPS	
1970-71	1987-88	1948-49 <sup>^</sup>	1967-68 <sup>^</sup>	1987-88	1949 <sup>*</sup>	1985
1971-72	1988-89	1949-50 <sup>^</sup>	1968-69 <sup>^</sup>	1988-89	1950 <sup>*</sup>	1987
1972-73	1989-90	1951-52 <sup>^</sup>	1969-70 <sup>^</sup>	1990-91	1952 <sup>*</sup>	1988
1973-74	1999-00	1952-53 <sup>^</sup>	1971-72	1999-00	1953 <sup>*</sup>	2000
1976-77	2000-01	1953-54 <sup>^</sup>	1972-73	2000-01	1954 <sup>*</sup>	2001
1979-80	2003-04	1958-59 <sup>^</sup>	1979-80	2001-02	1972	2002
1981-82	2007-08	1961-62 <sup>^</sup>	1981-82	2003-04	1980	2009
1982-83	2008-09	1962-63 <sup>^</sup>	1982-83	2007-08	1982	2010
1983-84	2009-10	1964-65 <sup>^</sup>	1983-84	2008-09		
1984-85	2010-11	1965-66 <sup>^</sup>	1984-85	2009-10		
1985-86	2011-12		1986-87			
1986-87						

**NBA CHAMPIONSHIPS WON BY FRANCHISE**

Boston	17	Detroit	3	Dallas	1
<b>LAKERS</b>	<b>16</b>	Miami	3	Milwaukee	1
Chicago	6	Houston	2	Portland	1
Golden State	6	New York	2	Sacramento	1
San Antonio	5	Atlanta	1	Seattle	1
Philadelphia	3	Cleveland	1	Washington	1

**LAKERS ALL-TIME WIN/LOSS RECORD**

	<u>Regular Season</u>	<u>Playoffs</u>
Minneapolis	457-382 (.514)	65-39 (.625)
Los Angeles	2839-1855 (.605)	373-257 (.592)
<b>All-Time</b>	<b>3296-2237 (.596)</b>	<b>438-296 (.597)</b>
GW Forum	968-313 (.756)	138-49 (.738)
STAPLES Center	500-271 (.649)	80-21 (.792)

**LAKERS ALL-TIME COACHING SUMMARY**

	Titles	REGULAR SEASON		PLAYOFFS		TOTAL	
		W-L	Pct.	W-L	Pct.	W-L	Pct.
John Kundla*	5	423-302	.583	60-35	.632	483-337	.589
George Mikan*	0	9-30	.231	-	-	9-30	.231
John Castellani*	0	11-25	.306	-	-	11-25	.306
Jim Pollard*	0	14-25	.359	5-4	.556	19-29	.396
Fred Schaus	0	315-245	.563	33-38	.465	348-283	.552
Bill van Breda Kolff	0	107-57	.652	21-12	.636	128-69	.650
Joe Mullaney	0	94-70	.573	16-14	.533	110-84	.567
Bill Sharman	1	246-164	.600	22-15	.595	268-179	.600
Jerry West	0	145-101	.589	8-14	.364	153-115	.571
Jack McKinney	0	10-4	.714	-	-	10-4	.714
Paul Westhead	1	111-50	.689	13-6	.684	124-56	.689
Pat Riley	4	533-194	.733	102-47	.685	635-241	.725
Mike Dunleavy	0	101-63	.616	13-10	.565	114-73	.610
Randy Pfund	0	66-80	.452	2-3	.400	68-83	.450
Bill Bertka	0	2-1	.667	-	-	2-1	.667
Earvin Johnson	0	5-11	.313	-	-	5-11	.313
Del Harris	0	224-116	.659	17-19	.472	241-135	.641
Kurt Rambis	0	24-13	.658	3-5	.375	28-18	.609
Phil Jackson	5	610-292	.676	118-63	.652	728-355	.672
Rudy Tomjanovich	0	24-19	.558	-	-	24-19	.558
Frank Hamblen	0	10-29	.256	-	-	10-29	.256
Mike Brown	0	42-29	.592	5-7	.417	47-36	.566
Bernie Bickerstaff	0	4-1	.800	-	-	4-1	.800
Mike D'Antoni	0	67-87	.435	0-4	.000	67-91	.424
Byron Scott	0	38-126	.232	-	-	38-126	.232
Luke Walton	0	61-103	.372	-	-	61-103	.372

# LAKERS HONOR ROLL

## LAKERS ALL-STARS / TIMES SELECTED

Kobe Bryant	18	James Worthy	7	George Mikan	4	Eddie Jones	2	Dwight Howard	1
Jerry West	14	Vern Mikkelsen	6	Jim Pollard	4	Jamaal Wilkes	2	Darall Imhoff	1
K. Abdul-Jabbar	13	Slater Martin	5	Pau Gasol	3	Andrew Bynum	1	Clyde Lovellette	1
Earvin Johnson	12	Wilt Chamberlain	4	Rudy LaRusso	3	Cedric Ceballos	1	Norm Nixon	1
Elgin Baylor	11	Gail Goodrich	4	Larry Foust	2	Archie Clark	1	Frank Selvy	1
Shaquille O'Neal	7	Dick Garmaker	4	Rod Hundley	2	A.C. Green	1	Nick Van Exel	1

## ALL-STAR GAME YEAR-BY-YEAR

1950-51	Boston	Mikan (12 pts, 11 rebs), Mikkelsen (11 pts, 9 rebs), Pollard (4 pts, 5 ast)
1951-52	Boston	Mikan (26 pts, 15 rebs), Mikkelsen (12 pts, 10 rebs), Pollard (4 pts, 11 rebs, 5 ast)
1952-53	Ft. Wayne	Martin (5 pts, 2 rebs), <b>Mikan*</b> (22 pts, 16 rebs), Mikkelsen (6 pts, 6 rebs)
1953-54	New York	Martin (2 pts, 3 ast), Mikan (18 pts, 9 rebs), Pollard (23 pts)
1954-55	New York	Martin (5 pts, 5 ast), Mikkelsen (16 pts, 9 rebs), Pollard (17 pts, 4 rebs)
1955-56	Rochester	Lovellette (7 pts, 10 rebs), Martin (9 pts, 7 ast), Mikkelsen (16 pts, 9 rebs)
1956-57	Boston	Garmaker (10 pts, 7 rebs), Martin (8 pts, 3 ast), Mikkelsen (6 pts, 9 rebs)
1957-58	St. Louis	Foust (10 pts, 3 rebs), Garmaker (5 pts, 6 rebs)
1958-59	Detroit	<b>Baylor*</b> (24 pts, 11 rebs), Foust (8 pts, 9 rebs), Garmaker (5 pts, 2 rebs)
1959-60	Philadelphia	Baylor (25 pts, 13 rebs), Garmaker (11 pts, 4 rebs), Hundley (10 pts, 3 rebs)
1960-61	Syracuse	Baylor (15 pts, 10 rebs), Hundley (14 pts), West (9 pts)
1961-62	St. Louis	Baylor (32 pts, 9 rebs) LaRusso (DNP), Selvy (4 rebs), West (18 pts)
1962-63	Los Angeles	Baylor (17 pts, 14 rebs, 7ast), LaRusso (6 pts), West (13 pts, 7 rebs, 5 ast)
1963-64	Boston	Baylor (15 pts, 8 rebs, 5 ast), West (17 pts, 5 ast)
1964-65	St. Louis	Baylor (18 pts, 7 rebs), West (20 pts 5 rebs, 6 ast)
1965-66	Cincinnati	LaRusso (11 pts), West (4 pts)
1966-67	San Francisco	Baylor (20 pts, 5 rebs, 5 ast), Imhoff (7 rebs), West (16 pts, 6 ast)
1967-68	New York	Baylor (22 pts, 6 rebs), Clark (17 pts), West (17 pts, 6 rebs, 6ast)
1968-69	Baltimore	Baylor (21 pts, 9 rebs, 5 ast), Chamberlain (4 pts, 12 rebs), West (DNP-Injured)
1969-70	Philadelphia	Baylor (9 pts, 7 rebs), West (22 pts, 5 rebs, 5 ast)
1970-71	San Diego	Chamberlain (2 pts, 8rebs, 5ast), West (5 pts, 9 ast)
1971-72	Los Angeles	Chamberlain (8 pts, 10 rebs), Goodrich (4 pts), <b>West*</b> (13 pts, 6 rebs, 5 ast)
1972-73	Chicago	Chamberlain (2 pts, 7 rebs), Goodrich (2 pts), <b>West</b> (6 pts)
1973-74	Seattle	Goodrich (18 pts, 6 ast), West (DNP-Injured)
1974-75	Phoenix	Goodrich (4 pts, 4 ast)
1975-76	Philadelphia	Abdul-Jabbar (22 pts, 15 rebs)
1976-77	Milwaukee	Abdul-Jabbar (21 pts)
1977-78	Atlanta	NONE
1978-79	Detroit	Abdul-Jabbar (11 pts, 8 rebs)
1979-80	Landover	Abdul-Jabbar (17 pts, 16 rebs, 9 ast), Johnson (12 pts)
1980-81	Cleveland	Abdul-Jabbar (15 pts, 6 rebs, 4 ast), Wilkes (15 pts, 8 rebs, 3 ast)
1981-82	E. Rutherford	Abdul-Jabbar (2 pts, 3 rebs, 1 ast), Johnson (16 pts, 4 reb, 7 ast), Nixon (14 pts, 2 ast)
1982-83	Los Angeles	Abdul-Jabbar (20 pts, 6 rebs, 5 ast), Johnson (17 pts, 5 rebs, 16 ast), Wilkes (10 pts, 2 rebs, 2 ast)
1983-84	Denver	Abdul-Jabbar (25 pts, 13 rebs, 2 ast), Johnson (15 pts, 9 rebs, 22 ast)
1984-85	Indianapolis	Abdul-Jabbar (11 pts, 6 rebs), Johnson (21 pts, 15 ast)
1985-86	Dallas	Abdul-Jabbar (21 pts, 7 rebs), Johnson (6 pts, 15 ast), Worthy (20 pts)
1986-87	Seattle	Abdul-Jabbar (10 pts, 8 rebs), Johnson (9 pts, 7 rebs, 13 ast), Worthy (22 pts, 8 rebs)
1987-88	Chicago	Abdul-Jabbar (10 pts, 4 rebs), Johnson (17 pts, 6 rebs, 19 ast), Worthy (4 pts, 3 rebs)
1988-89	Houston	Abdul-Jabbar (4 pts, 3 rebs), Johnson (DNP-Injured), Worthy (8 pts, 2 rebs)
1989-90	Miami	Green (3 rebs), <b>Johnson*</b> (22 pts, 6 rebs), Worthy (2 pts, 4 rebs)
1990-91	Charlotte	Johnson (16 pts, 4 rebs, 3 ast), Worthy (9 pts, 2 rebs)
1991-92	Orlando	<b>Johnson*</b> (25 pts, 5 rebs, 9 ast), Worthy (9 pts, 4 rebs)
1992-93	Salt Lake City	NONE
1993-94	Minneapolis	NONE
1994-95	Phoenix	Ceballos (DNP-Injured)
1995-96	San Antonio	NONE
1996-97	Cleveland	Jones (10 pts, 1 reb, 1 ast), O'Neal (DNP-Injured)
1997-98	New York	Bryant (18 pts, 6 rebs), Jones (15 pts, 11 rebs), O'Neal (12 pts, 4 rebs), Van Exel (13 pts, 2 ast)
1998-99	NO GAME	
1999-00	Oakland	Bryant (15 pts, 3 ast), <b>O'Neal*</b> (22 pts, 9 rebs)
2000-01	Washington, DC	Bryant (19 pts, 7 rebs, 4 ast), O'Neal (DNP-Injured)
2001-02	Philadelphia	<b>Bryant*</b> (31 pts, 5 rebs, 5 ast), O'Neal (DNP-Injured)
2002-03	Atlanta	Bryant (22 pts, 7 rebs, 6 ast), O'Neal (19 pts, 13 rebs)
2003-04	Los Angeles	Bryant (20 pts, 4 rebs, 4 ast, 5 stl), <b>O'Neal*</b> (24 pts, 11 rebs)
2004-05	Denver	Bryant (16 points, 6 rebs, 7 ast, 3 stl)
2005-06	Houston	Bryant (8 points, 7 rebs, 8 ast, 3 stl)
2006-07	Las Vegas	<b>Bryant*</b> (31 pts, 5 rebs, 6 ast, 4 stl)
2007-08	New Orleans	Bryant (1 reb, 3 min)
2008-09	Phoenix	<b>Bryant*</b> (27 pts, 4 rebs, 4 ast, 4 stl), Gasol (14 pts, 8 rebs)
2009-10	Dallas	Bryant (DNP-Injured), Gasol (13 pts, 6 rebs, 1 stl)
2010-11	Los Angeles	<b>Bryant*</b> (37 pts, 14 rebs, 3 ast, 3 stl), Gasol (17 pts, 7 rebs, 2 ast, 2 blk)
2011-12	Orlando	Bryant (27 pts, 1 reb, 1 ast, 2 stl), Bynum (3 rebs, 1 ast, 1 blk)
2012-13	Houston	Bryant (9 pts, 4 reb, 8 ast, 2 stl, 2 blk), Howard (9 pts, 7 reb)
2013-14	New Orleans	Bryant (DNP-Injured)
2014-15	New York	Bryant (DNP-Injured)
2015-16	Toronto	Bryant (10 pts, 6 reb, 7 ast, 1 stl)
2016-17	New Orleans	NONE
2017-18	Los Angeles	NONE





## ALL-STAR WEEKEND ROOKIE GAME / ROOKIE-SOPHOMORE GAME PARTICIPANTS

1993-94	Nick Van Exel	6 assists
1994-95	Eddie Jones ( <i>MVP</i> )	25 points, 4 rebounds, 6 steals
1996-97	Kobe Bryant	31 points, 8 rebounds, 3 assists
	Derek Fisher	16 points, 6 assists
	Travis Knight	9 points, 4 assists
2006-07	Jordan Farmar	12 points, 2 steals
	Andrew Bynum	7 points, 4 rebounds
2007-08	Jordan Farmar	17 points, 12 assists, 4 steals
2015-16	Jordan Clarkson	25 points, 5 rebounds, 5 assists
	D'Angelo Russell	22 points, 7 assists, 2 steals
2016-17	Brandon Ingram	4 points, 3 rebounds, 1 steal
	D'Angelo Russell	12 points, 4 assists, 3 rebounds
2017-18	Lonzo Ball	DNP-Injured
	Kyle Kuzma	20 points, 7 rebounds, 2 assists

## ALL-STAR WEEKEND THREE-POINT SHOOTOUT PARTICIPANTS

1986-87	Byron Scott and Michael Cooper
1987-88	Byron Scott
2016-17	Nick Young

## ALL-STAR WEEKEND SLAM DUNK PARTICIPANTS

1983-84	Michael Cooper
1994-95	Antonio Harvey
1996-97	Kobe Bryant* ( <i>Champion</i> )
2009-10	Shannon Brown

## ALL-STAR GAME HEAD COACHES

Pat Riley	(8)	1982, 1983, 1985, 1986, 1987, 1988, 1989, 1990
Fred Schaus	(4)	1963, 1964, 1966, 1967
Bill Sharman	(2)	1972, 1973
Phil Jackson	(2)	2000, 2009

## NBA ROOKIE OF THE YEAR

Elgin Baylor	(1)	1958-59
--------------	-----	---------

## ALL-NBA FIRST TEAM

Kobe Bryant	(11)	2002, 2003, 2004, 2006, 2007, 2008, 2009, 2010, 2011, 2012, 2013
Elgin Baylor	(10)	1959, 1960, 1961, 1962, 1963, 1964, 1965, 1967, 1968, 1969
Jerry West	(10)	1962, 1963, 1964, 1965, 1966, 1967, 1970, 1971, 1972, 1973
Earvin Johnson	(9)	1983, 1984, 1985, 1986, 1987, 1988, 1989, 1990, 1991
Kareem Abdul-Jabbar	(6)	1976, 1977, 1980, 1981, 1984, 1986
George Mikan	(6)	1949, 1950, 1951, 1952, 1953, 1954
Shaquille O'Neal	(6)	1998, 2000, 2001, 2002, 2003, 2004
Jim Pollard	(2)	1949, 1950
Gail Goodrich	(1)	1974

## ALL-NBA SECOND TEAM

Kareem Abdul-Jabbar	(4)	1978, 1979, 1983, 1985
Vern Mikkelsen	(4)	1951, 1952, 1953, 1955
Kobe Bryant	(2)	2000, 2001
Jim Pollard	(2)	1952, 1954
Slater Martin	(2)	1955, 1956
Jerry West	(2)	1968, 1969
Andrew Bynum	(1)	2012
Wilt Chamberlain	(1)	1972
Dick Garmaker	(1)	1957
Pau Gasol	(1)	2011
Earvin Johnson	(1)	1982
Clyde Lovellette	(1)	1956
Shaquille O'Neal	(1)	1999

## ALL-NBA THIRD TEAM

Kobe Bryant	(2)	1999, 2005
Pau Gasol	(2)	2009, 2010
James Worthy	(2)	1990, 1991
Dwight Howard	(1)	2013
Shaquille O'Neal	(1)	1997

## NBA MOST VALUABLE PLAYER

Kareem Abdul-Jabbar	(3)	1976, 1977, 1980
Earvin Johnson	(3)	1987, 1989, 1990
Shaquille O'Neal	(1)	2000
Kobe Bryant	(1)	2008

## NBA FINALS MOST VALUABLE PLAYER

Earvin Johnson	(3)	1980, 1982, 1987
Shaquille O'Neal	(3)	2000, 2001, 2002
Kobe Bryant	(2)	2009, 2010
Jerry West	(1)	1969
Wilt Chamberlain	(1)	1972
Kareem Abdul-Jabbar	(1)	1985
James Worthy	(1)	1988

## NBA COACH OF THE YEAR

Bill Sharman	(1)	1971-72
Pat Riley	(1)	1989-90
Del Harris	(1)	1994-95

## NBA DEFENSIVE PLAYER OF THE YEAR

Michael Cooper	(1)	1986-87
----------------	-----	---------

## NBA ALL-DEFENSIVE FIRST TEAM

Kobe Bryant	(9)	2000, 2003, 2004, 2006, 2007, 2008, 2009, 2010, 2011
Michael Cooper	(5)	1982, 1984, 1985, 1987, 1988
Jerry West	(4)	1970, 1971, 1972, 1973
Kareem Abdul-Jabbar	(3)	1979, 1980, 1981
Wilt Chamberlain	(2)	1972, 1973

## NBA ALL-DEFENSIVE SECOND TEAM

Kareem Abdul-Jabbar	(4)	1976, 1977, 1978, 1984
Kobe Bryant	(3)	2001, 2002, 2012
Michael Cooper	(3)	1981, 1983, 1986
Shaquille O'Neal	(3)	2000, 2001, 2003
Eddie Jones	(2)	1998, 1999
A.C. Green	(1)	1989
Jim Price	(1)	1974
Jerry West	(1)	1969

## NBA SIXTH MAN OF THE YEAR

Lamar Odom	(1)	2010-11
------------	-----	---------

## NBA EXECUTIVE OF THE YEAR

Jerry West	(1)	1994-95
------------	-----	---------

## J. WALTER KENNEDY CITIZENSHIP AWARD

Michael Cooper	(1)	1985-86
Earvin Johnson	(1)	1991-92
Metta World Peace	(1)	2010-11
Pau Gasol	(1)	2011-12

## KIA COMMUNITY ASSIST AWARD

Pau Gasol	(1)	2011-12
-----------	-----	---------

# LAKERS HONOR ROLL

## NBA ALL-ROOKIE FIRST TEAM

Bill Hewitt	1968-69	James Worthy	1982-83
Dick Garrett	1969-70	Byron Scott	1983-84
Jim Price	1972-73	Vlade Divac	1989-90
Brian Winters	1974-75	Eddie Jones	1994-95
Norm Nixon	1977-78	Jordan Clarkson	2014-15
Earvin Johnson	1979-80	Kyle Kuzma	2017-18

## NBA ALL-ROOKIE SECOND TEAM

Nick Van Exel	1993-94	D'Angelo Russell	2015-16
Kobe Bryant	1996-97	Brandon Ingram	2016-17
Travis Knight	1996-97	Lonzo Ball	2017-18

## BASKETBALL HALL OF FAME (INDUCTION YEAR)

George Mikan	1959
Elgin Baylor	1977
Jim Pollard	1978
Wilt Chamberlain	1979
Pete Newell (contributor)	1979, 2010*
Jerry West	1980, 2010*
Slater Martin	1982
Clyde Lovellette	1988
Connie Hawkins	1992
John Kundla (coach)	1995
Vern Mikkelsen	1995
Kareem Abdul-Jabbar	1995
Gail Goodrich	1996
Bob McAdoo	2000
Earvin Johnson	2002, 2010*
Chick Hearn (contributor)	2003
James Worthy	2003
Bill Sharman (coach)	2004
Phil Jackson (coach)	2007
Adrian Dantley	2008
Pat Riley (coach)	2008
Dr. Jerry Buss (contributor)	2010
Karl Malone	2010, 2010*
Bob Boozer (1960 US Olympic Team)	2010
Darrall Imhoff (1960 US Olympic Team)	2010
Dennis Rodman	2011
Tex Winter (coach)	2011
Jamaal Wilkes	2012
Gary Payton	2013
Mitch Richmond	2014
Spencer Haywood	2015
Zelmo Beaty	2016
Shaquille O'Neal	2016

## US OLYMPIC BASKETBALL TEAM MEMBERS

Kobe Bryant	2008, 2012	Adrian Dantley	1976
Lamar Odom	2004	Mitch Kupchak	1976
Gary Payton	2000, 1996	Jim Brewer	1972
Karl Malone	1996, 1992	Dwight Jones	1972
Shaquille O'Neal	1996	Spencer Haywood	1968
Earvin Johnson	1992	Charlie Scott	1968
J.R. Reid	1988	Jim Barnes	1964
Mitch Richmond	1988	Mel Counts	1964
Joe Kleine	1984	Walt Hazzard	1964
Sam Perkins	1984	Bob Boozer	1960
Sam Bowie	1980	Darrall Imhoff	1960
Kenny Carr	1976	Jerry West	1960
		Clyde Lovellette	1952

## NBA COACH OF THE MONTH

Pat Riley	(5)	December 1988, November 1986, November 1985, March 1985, January 1983
Phil Jackson	(3)	November 2001, February 2000, December 1999
Mike Dunleavy	(2)	November 1991, January 1991
Del Harris	(1)	April 1998

## NBA PLAYER OF THE WEEK (WEEK ENDING...)

Magic Johnson	(18)	4/7/91, 4/15/90, 1/1/89, 12/4/88, 12/13/87, 4/5/87, 3/22/87, 3/8/87, 2/15/87, 12/21/86, 3/9/86, 2/17/85, 2/26/84, 11/13/83, 4/10/83, 3/13/83, 3/16/80, 11/11/79
Kareem Abdul-Jabbar	(7)	3/24/85, 4/8/84, 2/12/84, 2/28/82, 12/21/80, 2/17/80, 12/9/79
Shaquille O'Neal	(7)	4/8/01, 3/12/00, 2/20/00, 12/15/99, 3/22/98, 11/16/97, 12/15/96
Kobe Bryant	(2)	12/24/00, 4/16/00
Cedric Ceballos	(2)	11/19/95, 12/25/94
Vlade Divac	(1)	3/26/95
Byron Scott	(1)	1/10/88

## NBA PLAYER OF THE MONTH

Shaquille O'Neal	(7)	April 2001, March 2000, February 2000, November 1999, April 1998, January 1998, December 1996
Magic Johnson	(6)	February 1990, March 1987, December 1986, February 1985, November 1983, October 1983
Kareem Abdul-Jabbar	(2)	March 1984, December 1979
Kobe Bryant	(1)	December 2000
Cedric Ceballos	(1)	December 1994
Eddie Jones	(1)	November 1997

## WESTERN CONF. PLAYER OF THE WEEK (WEEK ENDING...)

Kobe Bryant	(31)	4/14/13, 3/10/13, 2/24/13 1/15/12, 1/8/12, 3/27/11, 12/27/09, 12/20/09, 11/22/09, 3/16/09, 1/12/09, 12/29/08, 1/13/08, 3/2/08, 4/6/08, 3/25/07, 3/18/07, 4/16/06, 1/22/06, 12/25/05, 12/18/05, 11/13/05, 3/22/04, 2/17/04, 2/23/03, 2/2/03, 1/12/03, 12/8/02, 11/3/02, 1/20/02, 11/4/01
Shaquille O'Neal	(7)	3/15/04, 12/1/03, 4/6/03, 3/9/03, 3/10/02, 2/24/02, 2/3/02
Pau Gasol	(4)	10/31/10, 3/21/10, 2/23/09, 2/9/09
Andrew Bynum	(3)	4/15/12, 3/18/12, 1/26/09

## WESTERN CONF. PLAYER OF THE MONTH

Kobe Bryant	(15)	February 2013, January 2012, March 2011, December 2009, January 2009, December 2008, February 2008, April 2008, March 2007, December 2006, April 2006, January 2006, March 2004, January 2003, November 2001
Pau Gasol	(1)	February 2009
Shaquille O'Neal	(1)	March 2003

## WESTERN CONF. COACH OF THE MONTH

Phil Jackson	(5)	March 2011, November 2009, April 2008, November 2003, April 2003
Mike D'Antoni	(1)	April 2013

## WESTERN CONF. ROOKIE OF THE MONTH

Jordan Clarkson	(1)	March 2015
Kyle Kuzma	(1)	October/November 2017



## REGULAR SEASON INDIVIDUAL RECORDS

### MOST POINTS

Game	81	Kobe Bryant	vs. TOR	1/22/06
Half	55	Kobe Bryant	vs. TOR	1/22/06
Quarter	30	Kobe Bryant	vs. UTA	11/30/06
	30	Kobe Bryant	vs. DAL	12/20/05
Season	2,832	Kobe Bryant		2005-06
Career	33,643	Kobe Bryant		1996-2016

### MOST FG MADE

Game	29	Wilt Chamberlain	vs. PHX	2/9/69
Half	18	Kobe Bryant	vs. TOR	1/22/06
Quarter	11	Kobe Bryant	vs. TOR	1/22/06
	11	Kobe Bryant	at SEA	2/2/99
Season	1,029	Elgin Baylor		1962-63
Career	11,719	Kobe Bryant		1996-2016

### MOST FG ATTEMPTED

Game	55	Elgin Baylor	vs. PHI	12/2/61
Half	30	Kobe Bryant	vs. UTA	4/13/16
Quarter	18	Elgin Baylor	at NYK	11/15/60
Season	2,273	Elgin Baylor		1962-63
Career	26,200	Kobe Bryant		1996-2016

### HIGHEST FG %

Game	1.000	Wilt Chamberlain	vs. DET	3/11/69
		(14-14)		
Season	.727*	Wilt Chamberlain (min. 300 FGM)		1972-73
Career	.605	Wilt Chamberlain (min. 2000 FGM)		1969-73

### MOST FREE THROWS MADE

Game	25	Dwight Howard	at ORL	3/12/13
Half	17	Kobe Bryant	at CLE	1/30/01
Quarter	14	Kobe Bryant	at UTA	2/26/07
Consecutive	62	Kobe Bryant		2005-06
Season	840*	Jerry West		1965-66
Career	8,378	Kobe Bryant		1996-2016

### MOST FREE THROWS ATTEMPTED

Game	39*	Dwight Howard	at ORL	3/12/13
Half	20	Dwight Howard	at ORL	3/12/13
	20	Shaquille O'Neal	at GSW	3/14/02
Quarter	17	Dwight Howard	at ORL	3/12/13
Season	977	Jerry West		1965-66
Career	10,011	Kobe Bryant		1996-2016

### FREE THROW % (MIN. 18 ATT.)

Highest Game	1.000	Kobe Bryant (20-20)	at NYK	2/2/09
	1.000	Kobe Bryant (18-18)	at POR	4/10/13
	1.000	Earvin Johnson (18-18)	vs. UTA	4/11/91
	1.000	Jerry West (18-18)	vs. NYK	11/9/69
	1.000	Jerry West (18-18)	vs. DET	11/10/65
Season	.9112	Earvin Johnson (min. 125 FTM)		1988-89
Career	.877	Cazzie Russell (min. 200 FTM)		1974-77

### MOST 3-PT FG MADE

Game	12	Kobe Bryant	vs. SEA	1/7/03
Half	8	Kobe Bryant	vs. WAS	3/28/03
Quarter	6	Kobe Bryant	vs. SEA	1/7/03
Season	183	Nick Van Exel		1994-95
Career	1,827	Kobe Bryant		1996-2016

### MOST 3-PT FG ATTEMPTED

Game	21	Kobe Bryant	vs. UTA	4/13/16
Half	13	Sasha Vujacic	vs. MEM	3/28/08
Quarter	n/a	-	-	-
Season	518	Kobe Bryant		2005-06
Career	5,546	Kobe Bryant		1996-2016

### 3-PT FIELD GOAL % (MIN. 6 ATT.)

Game	1.000	Kobe Bryant (7-7)	vs. PHI	1/6/06
	1.000	Nick Van Exel (6-6)	vs. VAN	11/16/97
Season	.441	Vladimir Radmanovic (min. 55 3FGM)		2008-09
Career	.400	Vladimir Radmanovic (min. 250 3FGM)		2006-09

### MOST REBOUNDS

Game	42	Wilt Chamberlain	vs. BOS	3/7/69
Half	27	Wilt Chamberlain	vs. BOS	3/7/69
Quarter	14	Happy Hairston	vs. PHI	11/15/74
	14	Wilt Chamberlain	vs. BOS	3/7/69
	14	Gene Wiley	vs. NYK	11/5/62
Season	1,712	Wilt Chamberlain		1968-69
Career	11,463	Elgin Baylor		1959-72

### MOST OFFENSIVE REBOUNDS (SINCE 1973-74)

Game	14	Shaquille O'Neal	at MEM	4/4/03
Half	9	Lamar Odom	vs. PHX	1/17/08
	9	Shaquille O'Neal	at MEM	4/4/03
	9	Happy Hairston	at CHI	2/16/75
Quarter	n/a	-	-	-
Season	336	Shaquille O'Neal		1999-00
Career	2,494	Kareem Abdul-Jabbar		1975-89

### MOST DEFENSIVE REBOUNDS (SINCE 1973-74)

Game	29*	Kareem Abdul-Jabbar	vs. DET	12/14/75
Half	13*	-	-	-
Quarter	13*	Happy Hairston	vs. PHI	11/15/74
Season	1,111*	Kareem Abdul-Jabbar		1975-76
Career	7,785	Kareem Abdul-Jabbar		1975-89

### MOST ASSISTS

Game	24	Earvin Johnson	vs. DEN	11/17/89
	24	Earvin Johnson	at PHX	1/9/90
Half	18	Earvin Johnson	vs. SEA	2/21/84
Quarter	12	Earvin Johnson	vs. SEA	2/21/84
Season	989	Earvin Johnson		1990-91
Career	10,141	Earvin Johnson		1979-91,96

### MOST STEALS (SINCE 1973-74)

Game	10	Jerry West	vs. SEA	12/7/73
Half	6	Kobe Bryant	vs. UTA	2/13/06
	6	Eddie Jones	at PHI	11/26/96
	6	Eddie Jones	vs. BOS	12/26/95
	6	Sedale Threatt	at POR	3/3/92
	6	Jerry West	vs. SEA	12/7/73
Quarter	n/a	-	-	-
Season	208	Earvin Johnson		1981-82
Career	1,944	Kobe Bryant		1996-2016

### MOST BLOCKED SHOTS (SINCE 1973-74)

Game	17*	Elmore Smith	vs. POR	10/28/73
Half	11*	Elmore Smith	vs. POR	10/28/73
Quarter	6	Elmore Smith	vs. POR	10/28/73
Season	393	Elmore Smith		1973-74
Career	2,694	Kareem Abdul-Jabbar		1975-89

\* Denotes NBA Record

## REGULAR SEASON INDIVIDUAL RECORDS (OPPONENTS)

### **Most Points**

Game	78	Wilt Chamberlain	at PHI (3OT)	12/8/61
	72	Wilt Chamberlain	vs. PHI	11/3/62
Half	39	Wilt Chamberlain	at PHI	2/7/66
Quarter	24	James Harden	at HOU	12/20/17

### **Most FG Made**

Game	31	Wilt Chamberlain	at PHI (3OT)	12/8/61
	29	Wilt Chamberlain	vs. PHI	11/3/62

### **Most FG Attempted**

Game	62	Wilt Chamberlain	at PHI (3OT)	12/8/61
	48	Wilt Chamberlain	vs. PHI	11/3/62

### **Highest FG %**

Game	1.000	Wilt Chamberlain (15-15)	at PHI	1/20/67
------	-------	--------------------------	--------	---------

### **Most Free Throws Made**

Game	24	Frank Selvy	vs. MIL	12/2/54
	22	Oscar Robertson	at CIN	12/18/64

### **Most Free Throws Attempted**

Game	31	Wilt Chamberlain	at PHI (3OT)	12/8/61
	27	Gilbert Arenas	vs. WAS (OT)	12/17/06
	27	Dolph Schayes	vs. SYR	1/17/51
	24	Dwight Howard	at HOU	1/8/14
	24	Oscar Robertson	vs. CIN	12/3/65
	24	Walter Dukes	vs. DET	11/19/60

### **Free Throw %**

Game	1.000	Dolph Schayes (18-18)	vs. SYR	10/29/60
------	-------	-----------------------	---------	----------

### **Most 3-PT FG Made**

Game	10	Peja Stojackovic	vs. NOH	11/6/07
------	----	------------------	---------	---------

### **Most 3-PT FG Attempted**

Game	16	Stephen Curry	at GSW	1/14/16
	16	Jason Terry	vs. DAL	3/15/09

### **3-PT Field Goal % (Min. 6 Att.)**

Game	1.000	Kyle Korver (6-6)	vs. ATL	11/3/13
	1.000	Bruce Bowen (6-6)	at SAS	11/13/07
	1.000	Raja Bell (6-6)	vs. PHX	4/8/07
	1.000	Jason Richardson (6-6)	at GSW	12/10/02

### **Most Rebounds**

Game	45	Wilt Chamberlain	at PHI	1/21/61
------	----	------------------	--------	---------

### **Most Offensive Rebounds (Since 1973-74)**

Game	14	Joakim Noah	at CHI	12/15/09
	14	David Robinson	at SAS	4/2/91
	14	Moses Malone	at HOU	4/6/82

### **Most Defensive Rebounds (Since 1973-74)**

Game	22	Truck Robinson	vs. NOJ	11/11/77
------	----	----------------	---------	----------

### **Most Assists**

Game	28	Bob Cousy	at BOS	2/27/59
	23	John Stockton	at UTA	4/12/90
	23	Kevin Porter	vs. DET	3/30/79
Half	19*	Bob Cousy	at BOS	2/27/59
Quarter	12	Bob Cousy	at BOS	2/27/59

### **Most Steals (Since 1973-74)**

Game	10	Larry Steele	vs. POR	11/16/74
------	----	--------------	---------	----------

### **Most Blocked Shots (Since 1973-74)**

Game	10	Shawn Bradley	at DAL	3/4/97
	10	Shawn Kemp	vs. SEA	1/18/91
	10	David Robinson	vs. SAS	2/20/90



## REGULAR SEASON TEAM RECORDS (HIGHS)

### MOST POINTS

Game	162	vs. GSW	3/19/72
Half	91	vs. GSW	3/19/72
	91	vs. CHI	11/23/66
Quarter	51	vs. NYK	3/25/14
Season	9,937	121.2 per game	1967-68

### MOST FG MADE

Game	69	vs. DEN	4/9/82
	69	vs. GSW	3/19/72
Half	37	vs. GSW	3/19/72
Quarter	22	vs. CHI	1/23/66
Season	3,964	48.3 per game	1982-83

### MOST FG ATTEMPTED

Game	138	at PHI (3OT)	12/8/61
	135	at PHI	1/21/61
Half	73	at BOS	2/27/59
Quarter	39	at BOS	2/27/59
Season	8,466	104.5 per game	1966-67

### HIGHEST FG %

Game	.685	vs. NYK (63-92)	1/23/79
Season	.545*		1984-85

### MOST FREE THROWS MADE

Game	52	vs. NYK	11/13/57
	49	vs. SFW	1/20/68
Half	32	vs. PHI	2/15/57
Quarter	21	at CHI	12/17/91
	21	vs. PHI	12/19/71
	21	vs. CHI	1/25/66
Season	2,378		1961-62

### MOST FREE THROWS ATTEMPTED

Game	69	vs. STL (OT)	2/17/57
	66	vs. NYK	11/13/57
	64	vs. CHI	11/19/99
	64	vs. DET	11/23/67
Half	42	vs. PHI	2/15/57
Quarter	27	vs. LAC	11/5/00
	27	vs. CHI	1/25/66
Season	3,240		1961-62

### FREE THROW % (MOST WITHOUT A MISS)

Game	1.000	at DEN (27-27)	1/30/91
Season	.802		1988-89

### MOST 3-PT FG MADE

Game	19	vs. SAC	2/28/14
	19	vs. WAS (OT)	12/17/06
Half	14	vs. SAC	2/28/14
Quarter	n/a	-	-
Season	822		2017-18

### MOST 3-PT FG ATTEMPTED

Game	45	vs. MEM	3/28/08
Season	2,384		2017-18

### 3-PT FIELD GOAL % (MIN. 5 ATT.)

Game	1.000	at POR (6-6)	1/1/87
Season	.381		2013-14

### MOST REBOUNDS (TEAM REBOUNDS NOT INCLUDED)

Game	107	vs. IND (OT)	1/14/51
	101	vs. BOS	2/18/62
Half	55	at DET	1/9/66
Quarter	31	vs. STL	2/21/60
Season	5,816		1960-61

### MOST OFFENSIVE REBOUNDS (SINCE 1973-74)

Game	31	vs. LAC (2OT)	11/15/93
	30	at PHO	3/1/86
Half	n/a	-	-
Quarter	n/a	-	-
Season	1,365		1973-74

### MOST DEFENSIVE REBOUNDS (SINCE 1973-74)

Game	58	vs. SEA	10/19/73
Half	36*	vs. SEA	10/19/73
Quarter	n/a	-	-
Season	2,970		1973-74

### MOST ASSISTS

Game	51	vs. DEN	2/23/82
Half	28	vs. DET	11/24/72
Quarter	17	vs. DEN	2/23/82
Season	2,575*		1984-85

### PERSONAL FOULS

Game	48	vs. IND	3/9/53
	46	at HOU	4/12/83
	42	at SAC (OT)	1/4/07
Season	2,168		1966-67
DQs (Game)	5	vs. STL (OT)	2/17/57
DQs (Season)	60		1957-58

### MOST STEALS (SINCE 1973-74)

Game	23	vs. KCK	11/9/82
Half	n/a	-	-
Quarter	11	at DAL	12/13/94
	11	vs. CHI	3/12/82
Season	848		1981-82

### MOST BLOCKED SHOTS (SINCE 1973-74)

Game	21	vs. DEN	4/9/82
Half	n/a	-	-
Quarter	n/a	-	-
Season	653		1973-74

### MOST TURNOVERS (SINCE 1970-71)

Game	43	vs. SEA	2/15/74
Half	22	vs. SEA	2/15/74
Quarter	n/a	-	-
Season	1,913		1973-74

### MOST VICTORIES

Season	69		1971-72
Consecutive	33*		11/5/71-1/17/72
Home	.968	Minneapolis (30-1)	1949-50
	.902	Los Angeles (37-4)	1989-90
	.902	Los Angeles (37-4)	1986-87
	.902	Los Angeles (37-4)	1979-80
	.902	Los Angeles (37-4)	1976-77
Road	.816	Los Angeles (31-7)	1971-72

## REGULAR SEASON TEAM RECORDS (LOWS)

(Records for fewest exclude games & seasons before 1954-55 (introduction of shot clock); shortened season in italics)

### FEWEST POINTS

Game	70	at CLE	11/5/02
Half	23	at DEN	11/13/09
Quarter	6	vs. CHI	11/20/77
Overtime	0*	vs. DET	12/1/89
Season	7,982	(97.3 ppg) - low total	2015-16
	4,950	(99.0 ppg) - low total	1998-99
	6,422	(97.3 ppg) - low average	2011-12

### FEWEST FG MADE

Game	20	at UTAH	11/3/04
Half	n/a	-	-
Quarter	2	at LAC	1/10/14
	2	at SAS	4/18/96
	2	at PHX	3/24/87
Season	2,880		2015-16
	1,841		1998-99

### FEWEST FG ATTEMPTED

Game	57	vs. IND	3/4/98
Half	n/a	-	-
Quarter	n/a	-	-
Season	6,536		1997-98
	3,935		1998-99

### LOWEST FG %

Game	.194	at SYR	11/4/51
	.284	at OKC (23-81)	4/11/16
Half	n/a	-	-
Quarter	.100	vs. IND (2-20)	11/29/15
Season	.370		1957-58

### FEWEST FREE THROWS MADE

Game	2*	most recent vs. IND	1/19/18
Half	n/a	-	-
Quarter	n/a	-	-
Season	1,390		2013-14
	1,027		1998-99

### FEWEST FREE THROWS ATTEMPTED

Game	3	vs. SDC	3/28/80
Half	n/a	-	-
Quarter	n/a	-	-
Season	1,835		2013-14
	1,503		1998-99

### FREE THROW %

Game	.143	vs. IND (2-14)	1/19/18
Season	.650		1968-69

### FEWEST 3-PT FG MADE

Game	0	several, last at POR	1/5/12
Season	10		1982-83

### FEWEST 3-PT FG ATTEMPTED

Game	0	several, last at DEN	12/19/92
Season	94		1980-81
	94		1981-82

### 3-PT FIELD GOAL % (MOST 3FGA W/OUT A MAKE)

Game	.000	at POR (0-11)	1/5/12
	.000	vs. SAS (0-11)	3/9/01
	.000	at POR (0-11)	2/26/83
Half	.000	several	several
Quarter	.000	several	several
Season	.104	(10-96)*	1982-83

### FEWEST REBOUNDS (TEAM REB. NOT INCLUDED)

Game	23	at UTA	3/28/98
Half	n/a	-	-
Quarter	n/a	-	-
Season	3,298		1995-96
	2,101		1998-99

### FEWEST OFFENSIVE REBOUNDS (SINCE 1973-74)

Game	1	vs. POR	3/26/17
	1	vs. OKC	3/9/14
	1	at CLE	3/19/06
Half	0	several	several
Quarter	0	several	several
Season	745		2013-14
	619		1998-99

### FEWEST DEFENSIVE REBOUNDS (SINCE 1973-74)

Game	12	at MIN	3/28/14
Half	n/a	-	-
Quarter	n/a	-	-
Season	2,196		1991-92
	1,482		1998-99

### FEWEST ASSISTS

Game	4	at BAL	11/14/64
	4	vs. SYR	11/28/61
Half	n/a	-	-
Quarter	0	several, last at BKN	12/14/16
Season	1,478		2015-16
	1,095		1998-99

### FEWEST PERSONAL FOULS

Game	8	vs. DAL	11/28/08
Half	n/a	-	-
Quarter	n/a	-	-
Season	1,467		2012-13
	1,109		2011-12

### FEWEST STEALS (SINCE 1973-74)

Game	0*	at OKC	3/5/13
	0*	at MIN	1/29/12
	0*	vs. HOU	1/7/05
Season	508		2004-05
	389		1998-99

### FEWEST BLOCKED SHOTS (SINCE 1973-74)

Game	0*	several, last at DAL	2/10/18
Season	320		2016-17
	287		1998-99

### FEWEST TURNOVERS (SINCE 1970-71)

Game	3	vs. HOU	12/30/01
Half	n/a	-	-
Quarter	n/a	-	-
Season	1,040		2001-02
	754		1989-99

### DEFEATS

Season	.264	Minneapolis (19-53)	1957-58
	.207	Los Angeles (17-65)	2015-16
Consecutive	10		2015-16
	10		1993-94
Home	.409	Minneapolis (9-13)	1959-60
	.293	Los Angeles (12-29)	2015-16
	.293	Los Angeles (12-29)	2014-15
Road	.154	Minneapolis (4-22)	1957-58
	.122	Los Angeles (5-36)	2015-16



## REGULAR SEASON OPPONENT TEAM RECORDS (HIGHS)

### Most Points

Game	173	at BOS	2/27/59
	158	at PHI	3/18/68
Half	90	at BOS	2/27/59
	85	at PHI	3/18/68
Quarter	52	at BOS	2/27/59
	49	vs. HOU	4/8/14
	49	vs. BOS	3/19/93
Season	9,736		1966-67

### Most FG Made

Game	72	at BOS	2/27/59
	68	at PHI	3/18/68
Half	40	at BOS	2/27/59
	37	vs. DET	11/24/72
Quarter	23	at BOS	2/27/59
Season	3,797		1978-79

### Most FG Attempted

Game	153*	vs. PHI (3OT)	12/8/61
	127	vs. DET	12/14/75
Half	81	vs. SFW	2/2/69
Quarter	47*	at BOS	2/27/59
	45	at DET	11/28/65
Season	8,553		1971-72

### Highest FG %

Game	.671	at MIN	3/28/14
Half	n/a	-	-
Quarter	.938	vs. BOS	3/19/93
	.938	at PHI	12/2/66
Season	.490		1982-83

### Most Free Throws Made

Game	56	vs. BOS	11/28/54
	47	vs. WAS (OT)	12/17/06
	44	at UTA	11/29/83
Half	n/a	-	-
Quarter	22	at MIL	3/21/01
Season	1,778		1985-86

### Most Free Throws Attempted

Game	67	vs. STL (OT)	2/17/57
	60	vs. WAS (OT)	12/17/06
	60	at UTA	11/29/83
Half	n/a	-	-
Quarter	n/a	-	-
Season	2,369		1985-86

### Free Throw %

Game	1.000	several, last at DAL	1/22/17
Most FTA w/o miss	1.000	at BUF (30-30)	11/18/75
Season	.780		2004-05

### Most 3-PT FG Made

Game	22	vs. PHX	11/14/10
Half	14	vs. HOU	2/19/14
Quarter	9	at PHX	4/5/05
	9	at ORL	1/31/18
Season	855		2017-18

### Most 3-PT FG Attempted

Game	52	at HOU	12/31/17
Half	n/a	-	-
Quarter	15	several, last vs. DAL	3/28/18
Season	2,469		2017-18

### 3-PT Field Goal % (Min. 4 Att.)

Game	1.000	vs. SAS (4-4)	4/17/87
Season	.380	(465-1223)	2002-03

### Most Rebounds (Team Rebounds Not Included)

Game	105	at BOS	2/26/60
	98	vs. PHI (3OT)	12/8/61
	82	at CHI	2/12/71
Half	n/a	-	(Minneapolis era)
	49	at CHI	3/2/73
Quarter	35	at BOS	2/26/60
	26	at POR	2/19/72
Season	4,552		1970-71

### Most Offensive Rebounds (Since 1973-74)

Game	36	vs. DET	12/14/75
Half	19	at DET	12/2/73
Quarter	14	vs. DET	12/14/75
Season	1,525		1973-74

### Most Defensive Rebounds (Since 1973-74)

Game	50	at PHX	12/25/73
Half	28	at DAL	11/19/02
Quarter	n/a	-	-
Season	2,950		2013-14

### Most Assists

Game	48	vs. Rochester	1/23/57
	47	at GSW	11/23/16
	44	at CLE (4OT)	1/29/80
Half	26	at GSW	11/23/16
	26	vs. SFW	12/1/60
Quarter	16	at BOS	2/27/59
Season	2,389		1982-83

### Personal Fouls

Game	50	vs. ROC	2/19/53
	42	vs. SAS	11/26/89
Half	n/a	-	-
Quarter	n/a	-	-
Season	2,151		1997-98

### Most Steals (Since 1973-74)

Game	25	at GSW	3/25/75
Half	n/a	-	-
Quarter	n/a	-	-
Season	822		1974-75

### Most Blocked Shots (Since 1973-74)

Game	16	vs. OKC	11/22/09
Half	n/a	-	-
Quarter	n/a	-	-
Season	489		1994-95

### Most Turnovers (Since 1970-71)

Game	35	vs. DET	2/10/76
Half	n/a	-	-
Quarter	n/a	-	-
Season	1,719		1973-74

## REGULAR SEASON OPPONENT TEAM RECORDS (LOWS)

(Records for fewest exclude games & seasons before 1954-55 (introduction of shot clock); shortened season in italics)

### FEWEST POINTS

Game	57	vs. CLE	1/11/11
Half	19	vs. LAC	12/14/99
Quarter	2*	vs. DAL	4/6/97
Season	7,566		1999-00
	4,799		1998-99

### FEWEST FG MADE

Game	21	vs. NYK	12/29/11
Half	7	vs. LAC	12/14/99
Quarter	0*	vs. DAL	4/6/97
	0*	vs. SAC	2/4/87
Season	2,838		1999-00
	1,759		1998-99

### FEWEST FG ATTEMPTED

Game	55	vs. ORL	2/28/06
Half	25	at SEA	1/23/01
Quarter	n/a	-	-
Season	6,547		2005-06
	3,992		1998-99

### LOWEST FG %

Game	.229*	at MIL (22-96)	11/6/54
	.284	at POR (27-95)	1/3/88
Half	.184	vs. LAC (7-38)	12/14/99
Quarter	.000*	vs. DAL (0-15)	4/6/97
	.000*	vs. SAC (0-18)	2/4/87
Season	.416		1999-00

### FEWEST FREE THROWS MADE

Game	1	vs. DET	10/31/17
Half	0		several
Quarter	0		several
Season	1,167		2012-13
	1,167		1972-73
	901		2011-12

### FEWEST FREE THROWS ATTEMPTED

Game	3	vs. DET	10/31/17
Half	0		several
Quarter	0		several
Season	1,583		1972-73
	1,215		2011-12

### FREE THROW %

Game	.231	vs. MIA (3-13)	4/5/91
Season	.708		1994-95

### FEWEST 3-PT FG MADE

Game	0	several, last at CLE	2/13/05
Half	0		several
Quarter	0		several
Season	42		1980-81

### FEWEST 3-PT FG ATTEMPTED

Game	0		several
Half	0		several
Quarter	0		several
Season	184		1980-81

### 3-PT FIELD GOAL %

Game	.000	several, last at CLE	2/13/05
Season	.206		1985-86

### FEWEST REBOUNDS (TEAM REB. NOT INCLUDED)

Game	22	vs. MIN	12/2/05
Half	22	vs. GSW	3/6/85
Quarter	7	at NOH	12/29/10
	7	vs. DAL	2/4/86
Quarter	3	at UTA	4/14/14
	3	at NOH	12/29/10
Season	3,292		2005-06
	2,031		1998-99

### FEWEST OFFENSIVE REBOUNDS (SINCE 1973-74)

Game	1	at SAS	4/11/12
Half	0		several
Quarter	0		several
Season	824		2014-15
	628		1998-99

### FEWEST DEFENSIVE REBOUNDS (SINCE 1973-74)

Game	10*	vs. UTA	4/1/90
Half	3	at NOH	12/29/10
Quarter	1	at NOH	12/29/10
Season	2,078		1984-85
	1,403		1998-99

### FEWEST ASSISTS

Game	3*	vs. BOS	11/25/56
	7	at NYK	12/23/07
	7	at LAC	3/12/98
Half	n/a	-	-
Quarter	0	several, last at UTA	1/26/17
Season	1,597		1999-00
	1,062		1998-99

### PERSONAL FOULS

Game	9	at BKN	3/29/15
Half	n/a	-	-
Quarter	0	several, last vs. DET	10/31/17
Season	1,520		2016-17
	1,271		1998-99

### FEWEST STEALS (SINCE 1973-74)

Game	0*	several, last at NOH	2/5/11
Half	0		several
Quarter	0		several
Season	536		2005-06
	408		1998-99

### FEWEST BLOCKED SHOTS (SINCE 1973-74)

Game	0*	several, last vs. POR	1/11/15
Half	0		several
Quarter	0		several
Season	308		2003-04
	196		1998-99

### FEWEST TURNOVERS (SINCE 1970-71)

Game	2	at OKC	3/5/13
Half	n/a	-	-
Quarter	0	several, last at LAC	4/11/18
Season	965		2004-05
	716		1998-99





# ALL-TIME SINGLE-GAME HIGHS

## POINTS

Kobe Bryant	vs. Toronto	1/22/06	81
Elgin Baylor	@ New York	11/15/60	71
Wilt Chamberlain	vs. Phoenix	2/9/69	66
Kobe Bryant	vs. Portland	3/16/07	65
Elgin Baylor	vs. Boston	11/8/59	64
Jerry West	vs. New York	1/17/62	63
Elgin Baylor	@ Philadelphia	12/8/61	63
Kobe Bryant	vs. Dallas	12/20/05	62
Kobe Bryant	@ New York	2/2/09	61
Shaquille O'Neal	@ LA Clippers	3/6/00	61
George Mikan	vs. Rochester	1/20/52	61
Kobe Bryant	vs. Utah	4/13/16	60
Kobe Bryant	@ Memphis	3/22/07	60
Wilt Chamberlain	vs. Cincinnati	1/26/69	60
Kobe Bryant	@ Charlotte	12/29/06	58
Elgin Baylor	@ Detroit	2/16/61	57
Elgin Baylor	vs. Syracuse	1/24/61	56
Kobe Bryant	vs. Memphis	1/14/02	56
Kobe Bryant	vs. Washington	3/28/03	55
Elgin Baylor	vs. Cincinnati (@ Det)	2/25/59	55
Kobe Bryant	vs. Memphis	3/28/08	53
Kobe Bryant	vs. Houston	3/30/07	53
Kobe Bryant	vs. Houston	12/15/06	53
Gail Goodrich	vs. Kansas City-Omaha	3/28/75	53
Jerry West	vs. Cincinnati	1/29/65	53
George Mikan	vs. Baltimore	2/26/49	53
Kobe Bryant	vs. Dallas	3/2/08	52
Kobe Bryant	vs. Utah	11/30/06	52
Kobe Bryant	vs. Houston	2/18/03	52
Elgin Baylor	vs. San Francisco	12/15/62	52
Elgin Baylor	vs. St. Louis	12/13/61	52
Elgin Baylor	vs. St. Louis	12/11/61	52
Elgin Baylor	vs. Philadelphia (@ Her)	12/8/61	52
Elgin Baylor	vs. Detroit (@ SF)	11/20/60	52
Elgin Baylor	vs. Detroit	10/18/59	52
Kobe Bryant	@ Phoenix	4/7/06	51
Kobe Bryant	@ Sacramento	1/19/06	51
Kobe Bryant	@ Denver	2/12/03	51
Kobe Bryant	@ Golden State	12/6/00	51
Jerry West	@ Cincinnati	12/10/65	51
Jerry West	vs. Cincinnati	12/3/65	51
Elgin Baylor	@ San Francisco	12/14/62	51
Elgin Baylor	@ Detroit	11/26/60	51
George Mikan	@ Rochester	1/14/50	51
George Mikan	vs. New York	3/13/49	51
Kobe Bryant	vs. Seattle	4/15/07	50
Kobe Bryant	vs. LA Clippers	4/12/07	50
Kobe Bryant	@ NO/Oklahoma City	3/23/07	50
Kobe Bryant	vs. Minnesota	3/18/07	50
Kobe Bryant	vs. Portland	4/14/06	50
Kobe Bryant	@ LA Clippers	1/7/06	50
Shaquille O'Neal	vs. New Jersey	4/2/98	50
Cedric Ceballos	vs. Minnesota	12/20/94	50
Elgin Baylor	vs. Boston	2/13/63	50
Rudy LaRusso	vs. St. Louis	3/14/62	50
Jerry West	vs. Cincinnati	1/24/62	50
Elgin Baylor	vs. Syracuse	12/12/62	50
Elgin Baylor	vs. Syracuse	12/4/61	50

## STEALS

Jerry West	vs. Seattle	12/7/73	10
Earvin Johnson	vs. Phoenix	11/6/81	9
Eddie Jones	@ Philadelphia	11/26/97	8
Earvin Johnson	@ Dallas	11/7/80	8
Norm Nixon	@ New Jersey	11/2/77	8
Gail Goodrich	vs. Seattle	2/15/74	8

## REBOUNDS

Wilt Chamberlain	vs. Boston	3/7/69	42
Wilt Chamberlain	vs. Baltimore	3/9/69	38
George Mikan	@ Philadelphia	3/4/52	36
George Mikan	vs. Rochester	1/20/52	36
Wilt Chamberlain	vs. San Francisco	2/2/69	35
Kareem Abdul-Jabbar	vs. Detroit	12/14/75	34
Wilt Chamberlain	vs. Philadelphia	12/19/71	34
Wilt Chamberlain	@ Seattle	2/12/69	33
Wilt Chamberlain	vs. Chicago	3/7/71	32
Wilt Chamberlain	vs. Cincinnati	10/29/71	32
Wilt Chamberlain	@ Cincinnati	10/22/68	32
Wilt Chamberlain	@ Portland	2/17/73	31
Wilt Chamberlain	vs. Philadelphia	2/11/73	31
Wilt Chamberlain	vs. Detroit	11/26/71	31
Wilt Chamberlain	vs. Boston	11/14/71	31
Wilt Chamberlain	vs. San Diego	11/29/70	31
Wilt Chamberlain	@ Chicago	10/16/70	31
Elgin Baylor	at Philadelphia	12/8/61	31
Elgin Baylor	vs. Philadelphia	11/6/58	31
Andrew Bynum	@ San Antonio	4/11/12	30
Kareem Abdul-Jabbar	@ New Jersey	2/3/78	30
Wilt Chamberlain	vs. Boston	2/20/72	30
Wilt Chamberlain	@ San Francisco	2/1/69	30
Elgin Baylor	vs. Cincinnati	1/14/61	30

## ASSISTS

Earvin Johnson	vs. Phoenix	1/9/90	24
Earvin Johnson	vs. Denver	11/17/89	24
Nick Van Exel	@ Vancouver	1/5/97	23
Earvin Johnson	vs. Dallas	4/20/88	23
Earvin Johnson	vs. Seattle	2/21/84	23
Jerry West	vs. Philadelphia	2/16/67	23
Earvin Johnson	vs. Portland	11/6/90	22
Earvin Johnson	vs. Cleveland	11/17/83	22
Earvin Johnson	vs. Indiana	12/16/90	21
Earvin Johnson	vs. Boston	12/15/89	21
Earvin Johnson	vs. Seattle	4/23/89	21
Earvin Johnson	vs. LA Clippers	12/6/88	21
Earvin Johnson	vs. Atlanta	1/15/83	21
Earvin Johnson	@ Philadelphia	11/28/88	20
Earvin Johnson	vs. Denver	3/10/87	20
Earvin Johnson	@ Houston	4/6/86	20
Earvin Johnson	vs. Phoenix	12/12/85	20
Earvin Johnson	vs. LA Clippers	11/20/85	20
Earvin Johnson	@ Houston	12/19/84	20
Earvin Johnson	@ Allanta	12/18/84	20
Earvin Johnson	vs. New Jersey	11/25/83	20
Earvin Johnson	vs. San Diego	3/9/83	20
Earvin Johnson	vs. Milwaukee	1/26/83	20
Earvin Johnson	@ Philadelphia	1/5/83	20

## BLOCKED SHOTS

Elmore Smith	vs. Portland	10/28/73	17*
Elmore Smith	vs. Houston	11/04/73	14
Elmore Smith	vs. Detroit	10/26/73	14
Kareem Abdul-Jabbar	vs. Chicago	11/25/79	11
Kareem Abdul-Jabbar	vs. Detroit	11/28/78	11
Kareem Abdul-Jabbar	@ Detroit	12/3/75	11
Elmore Smith	vs. Golden State	3/15/74	11
Kareem Abdul-Jabbar	vs. Detroit	1/22/82	10
Kareem Abdul-Jabbar	vs. Allanta	1/18/80	10
Kareem Abdul-Jabbar	vs. Allanta	11/2/75	10
Elmore Smith	vs. Golden State	3/16/75	10
Elmore Smith	@ Cleveland	12/11/73	10
Elmore Smith	vs. KC Omaha	11/30/73	10
Elmore Smith	@ Houston	10/23/73	10

\* Denotes NBA Record

# ALL-TIME SINGLE-GAME HIGHS

## OFFENSIVE REBOUNDS

Shaquille O'Neal	@ Memphis	4/4/03	14
Lamar Odom	vs. Phoenix	1/17/08	13
Vlade Divac	vs. LA Clippers	11/16/93	13
Earvin Johnson	vs. Houston	3/21/82	13
Shaquille O'Neal	vs. Orlando	3/15/04	12
Shaquille O'Neal	@ Dallas	4/18/00	12
Corie Blount	vs. LA Clippers	3/14/97	12

## DEFENSIVE REBOUNDS

Kareem Abdul-Jabbar	vs. Detroit	12/14/75	29*
Shaquille O'Neal	vs. Milwaukee	3/21/04	25
Dwight Howard	vs. Denver	1/6/13	23
Kareem Abdul-Jabbar	@ New York	2/3/78	23
Kareem Abdul-Jabbar	vs. Kansas City	11/7/76	23
Andrew Bynum	@ San Antonio	4/11/12	22
Kareem Abdul-Jabbar	vs. Boston	12/28/75	22
Kareem Abdul-Jabbar	@ Seattle	12/27/75	22

## FIELD GOALS ATTEMPTED

Elgin Baylor	vs. Philadelphia	12/2/61	55
Kobe Bryant	vs. Utah	4/13/16	50
Elgin Baylor	@ New York	11/15/60	48
Kobe Bryant	@ Boston	11/7/02	47
Elgin Baylor	vs. Boston	11/8/59	47
Kobe Bryant	vs. Toronto	1/22/06	46
Kobe Bryant	@ Charlotte (3OT)	12/29/06	45
Elgin Baylor	@ Detroit	2/16/61	45
George Mikan	vs. Rochester	1/20/52	45

## FIELD GOALS MADE

Wilt Chamberlain	vs. Phoenix	2/9/69	29
Kobe Bryant	vs. Toronto	1/22/06	28
Elgin Baylor	@ New York	11/15/60	28
Elgin Baylor	vs. Boston	11/8/59	25

## 3-POINT FIELD GOALS MADE

Kobe Bryant	vs. Seattle	1/7/03	12
Kobe Bryant	vs. Memphis	3/28/08	9
Kobe Bryant	@ Utah	3/22/05	9
Kobe Bryant	vs. Washington	3/28/03	9
Jordan Clarkson	vs. Minnesota	3/24/17	8
Nick Young	@ Cleveland	12/17/16	8
D'Angelo Russell	vs. Brooklyn	3/1/16	8
Jordan Farmar	vs. Sacramento	2/28/14	8
Kobe Bryant	@ Utah	3/16/07	8
Glen Rice	vs. Portland	5/5/99	8
Nick Van Exel	@ Dallas	3/4/97	8
Nick Van Exel	@ Denver	2/13/97	8
Nick Van Exel	@ Dallas	12/13/94	8
K. Caldwell-Pope	@ New Orleans	3/22/18	8
K. Caldwell-Pope	@ Sacramento	2/24/18	8

## 3-POINT FIELD GOALS ATTEMPTED

Kobe Bryant	vs. Utah	4/13/16	21
Kobe Bryant	vs. Seattle	1/7/03	18
Kobe Bryant	@ Philadelphia	12/1/15	17
Kobe Bryant	vs. Memphis	3/28/08	17
Nick Van Exel	vs. Utah	4/24/94	16
Nick Van Exel	@ Dallas	12/13/94	16
Kobe Bryant	@ LA Clippers	1/7/06	15
Kobe Bryant	@ Utah	3/22/05	15
Chucky Atkins	vs. New Orleans	12/22/04	15
Nick Van Exel	@ Dallas	3/4/97	15

## FREE THROWS MADE

Dwight Howard	@ Orlando	3/12/13	25
Kobe Bryant	@ New York	1/31/06	23
Kobe Bryant	@ Cleveland	1/30/01	23
Kobe Bryant	vs. Dallas	12/20/05	22
Larry Foust	vs. St. Louis	11/30/57	22
Kobe Bryant	@ Utah	2/26/07	21
Kobe Bryant	@ New York	2/2/09	20
Kobe Bryant	vs. Dallas	3/2/08	20
Kobe Bryant	vs. Phoenix	4/16/06	20
Jerry West	vs. San Francisco	1/21/66	20
Jerry West	@ New York	1/8/66	20
Jerry West	vs. Philadelphia	12/21/66	20
Jerry West	vs. San Francisco	10/30/65	20
Elgin Baylor	@ St. Louis	12/21/62	20
George Mikan	@ Chicago	12/3/49	20
George Mikan	@ Anderson	11/19/49	20

## FREE THROWS ATTEMPTED

Dwight Howard	@ Orlando	3/12/13	39
Shaquille O'Neal	vs. Chicago	11/19/99	31
Wilt Chamberlain	@ Philadelphia	10/17/69	30
Jerry West	@ New York	10/17/64	30
Shaquille O'Neal	@ Golden State	3/14/02	28
Kobe Bryant	vs. Dallas	3/2/08	27
Kobe Bryant	vs. Houston	10/30/07	27
Kobe Bryant	@ New York	1/31/06	26
Kobe Bryant	@ Cleveland	1/31/01	26
Larry Foust	vs. St. Louis	11/30/57	26
Kobe Bryant	vs. Dallas	12/20/05	25

## MOST FREE THROWS MADE W/OUT A MISS

Kobe Bryant	@ New York	2/2/09	20-20
Kobe Bryant	@ Portland	4/10/13	18-18
Earvin Johnson	vs. Utah	4/11/91	18-18
Jerry West	vs. New York	11/9/69	18-18
Jerry West	vs. Detroit	11/10/65	18-18
Kobe Bryant	vs. Golden State	12/29/09	16-16
Kobe Bryant	@ NO/Okla. City	3/23/07	16-16
Kobe Bryant	vs. LA Clippers	3/8/05	16-16
Earvin Johnson	vs. New Jersey	1/19/87	16-16
Earvin Johnson	vs. Houston	12/21/86	16-16
Jerry West	vs. San Francisco	1/11/67	16-16
Jerry West	vs. Baltimore	1/28/66	16-16

## MOST FG MADE WITHOUT A MISS

Wilt Chamberlain	vs. Detroit	3/11/69	14-14
Kareem Abdul-Jabbar	vs. Phoenix	12/12/85	11-11
Mitch Kupchak	vs. San Antonio	11/20/81	11-11
Pau Gasol	vs. Golden State	11/21/10	10-10
Byron Scott	@ Dallas	2/26/86	10-10
Kareem Abdul-Jabbar	vs. Golden State	12/29/85	10-10

## MOST 3-POINT FG MADE WITHOUT A MISS

Kobe Bryant	vs. Philadelphia	1/6/06	7-7
Nick Van Exel	vs. Vancouver	11/16/97	6-6
Matt Barnes	@ Minnesota	11/19/10	5-5
Vladimir Radmanovic	@ Phoenix	11/20/08	5-5
Derek Fisher	@ Memphis	1/8/08	5-5
Smush Parker	vs. Philadelphia	1/6/06	5-5
Rick Fox	vs. Houston	2/28/99	5-5
Nick Van Exel	@ Denver	12/3/97	5-5



## ALL-TIME SINGLE GAME HIGHS (OPPONENT)

### POINTS

Wilt Chamberlain	Philadelphia	12/8/61	78
Wilt Chamberlain	San Francisco	11/3/62	72
Wilt Chamberlain	San Francisco	1/11/63	67
Wilt Chamberlain	Philadelphia	2/7/66	65
Wilt Chamberlain	San Francisco	12/14/62	63
Gilbert Arenas	Washington	12/17/06	60
Wilt Chamberlain	Philadelphia	12/29/61	60
Wilt Chamberlain	Philadelphia	12/1/61	60
Wilt Chamberlain	San Francisco	12/6/63	59
Jack Twyman	Cincinnati	1/15/60	59
Wilt Chamberlain	Philadelphia	10/20/61	57
Earl Monroe	Baltimore	2/13/68	56
Oscar Robertson	Cincinnati	12/18/64	56
Wilt Chamberlain	San Francisco	2/16/63	56
Wilt Chamberlain	Philadelphia	1/21/61	56
Wilt Chamberlain	Philadelphia	11/17/61	56
Wilt Chamberlain	San Francisco	11/2/63	55
Michael Jordan	Chicago	11/20/92	54
Allan Houston	New York	2/16/03	53
Wilt Chamberlain	Philadelphia	3/18/68	53
Willis Reed	New York	11/1/67	53
Wilt Chamberlain	Philadelphia	1/25/66	53
Wilt Chamberlain	San Francisco	11/23/62	53
Allen Iverson	Denver	12/5/07	51
Antawn Jamison	Golden State	12/6/00	51
James Harden	Houston	12/20/17	51
Stephon Marbury	New Jersey	2/13/01	50
Adrian Dantley	Utah	11/27/79	50
Kareem Abdul-Jabbar	Milwaukee	3/17/73	50
Rick Barry	San Francisco	12/8/73	50
Wilt Chamberlain	San Francisco	1/10/64	50

### REBOUNDS

Wilt Chamberlain	Philadelphia	1/21/61	45
Wilt Chamberlain	Philadelphia	12/8/61 (30T)	43
Bill Russell	Boston	1/20/63	43
Wilt Chamberlain	Philadelphia	11/29/60	38
Bill Russell	Boston	3/3/65	38
Nate Thurmond	San Francisco	2/2/69	34
Bill Russell	Boston	11/3/67	33
Wilt Chamberlain	Philadelphia	3/18/68	32
Wilt Chamberlain	Philadelphia	10/18/67	30
Elvin Hayes	San Diego	12/5/70	30
George T. Johnson	Golden State	3/15/74	30
Jim Fox	Seattle	12/26/73	30

### ASSISTS

Bob Cousy	Boston	2/2/59	28
John Stockton	Utah	4/12/90	23
Kevin Porter	Detroit	3/30/79	23
John Stockton	Utah	1/8/87	22
Chris Paul	New Orleans	11/6/07	21
Kevin Johnson	Phoenix	2/26/89	21
Kevin Porter	Washington	3/2/75	21
Steve Nash	Phoenix	3/22/11	20
Steve Nash	Phoenix	1/17/08	20
Isiah Thomas	Detroit	1/13/85	20
Kevin Porter	Detroit	11/15/78	20
Oscar Robertson	Cincinnati	2/19/61	20
Guy Rodgers	Philadelphia	12/1/60	20

### STEALS

Larry Steele	Portland	11/16/74	10
Allen Iverson	Philadelphia	12/20/02	9
Earl Tatum	Detroit	11/28/78	9
Larry Steele	Portland	3/5/74	9

### BLOCKED SHOTS

Shawn Bradley	Dallas	3/4/97	10
Shawn Kemp	Seattle	1/18/91	10
David Robinson	San Antonio	2/20/90	10
Jermaine O'Neal	Toronto	2/4/09	9
Gheorghe Muresan	Washington	3/3/96	9
Dikembe Mutombo	Denver	11/11/94	9
Manute Bol	Philadelphia	3/5/93	9
Mark Eaton	Utah	12/22/82	9

### FIELD GOALS ATTEMPTED

Wilt Chamberlain	Philadelphia	12/8/61 (30T)	62
Wilt Chamberlain	Philadelphia	12/30/59	51
Wilt Chamberlain	San Francisco	1/26/64	49
Wilt Chamberlain	San Francisco	11/3/62	48
Wilt Chamberlain	San Francisco	2/16/63 (20T)	47
Wilt Chamberlain	San Francisco	1/11/63	47

### FIELD GOALS MADE

Wilt Chamberlain	Philadelphia	12/8/61 (30T)	31
Wilt Chamberlain	San Francisco	11/3/62	29
Wilt Chamberlain	Philadelphia	2/7/66	28
Wilt Chamberlain	San Francisco	1/11/63	28
Wilt Chamberlain	San Francisco	2/16/63 (20T)	26
Wilt Chamberlain	Philadelphia	1/21/61	25

### FREE THROWS ATTEMPTED

Wilt Chamberlain	San Francisco	12/6/63	29
Gilbert Arenas	Washington	12/17/06	27
Dolph Schayes	Syracuse	1/17/51	27
Frank Selvy	Milwaukee	12/2/54	26
Dwight Howard	Houston	1/8/14	24
Corey Maggette	LA Clippers	4/12/07	24
Oscar Robertson	Cincinnati	12/03/65	24
Wilt Chamberlain	San Francisco	1/26/64	24
Walter Dukes	Detroit	11/19/60	24
Charles Macauley	St. Louis	2/17/57	24

### FREE THROWS MADE

Frank Selvy	Milwaukee	12/2/54	24
Dolph Schayes	Syracuse	1/17/52	23
Oscar Robertson	Cincinnati	12/18/64	22
Gilbert Arenas	Washington	12/17/06 (OT)	21
Walter Dukes	Detroit	11/19/60	20
Oscar Robertson	Cincinnati	12/3/65	20

### 3-POINT FIELD GOALS ATTEMPTED

Stephen Curry	Golden State	1/14/16	16
Jason Terry	Dallas	3/15/09	16
Stephen Curry	Golden State	4/12/13	15
Gilbert Arenas	Washington	2/3/07	15

### 3-POINT FIELD GOALS MADE

Peja Stojakovic	New Orleans	11/6/07	10
Stephen Curry	Golden State	4/12/13	9
Chauncey Billups	Denver	2/5/10	9
Eric Gordon	Houston	12/7/16	8
Rodney Hood	Utah	3/28/16	8
Stephen Curry	Golden State	1/14/16	8
Rafer Alston	Houston	3/16/08	8
DeShawn Stevenson	Washington	3/30/08	8
Vladimir Radmanovic	Seattle	1/25/05	8
Gilbert Arenas	Washington	2/28/04	8
Stephen Jackson	San Antonio	11/20/02	8

\* Denotes NBA Record

# ALL-TIME LAKERS TRIPLE-DOUBLES

## ALL-TIME LAKERS TRIPLE-DOUBLES (RECOGNIZED BY THE NBA SINCE 1979-80)

<b>Kareem Abdul-Jabbar (3)</b>			
11/25/79	vs. KCK	25 Pts, 15 Reb, 11 Blk	12/8/81 vs. WAS 22 Pts, 10 Reb, 10 Ast
1/18/80	vs. ATL	28 Pts, 15 Reb, 10 Blk	12/11/81 vs. POR 23 Pts, 12 Reb, 10 Ast
1/22/82	vs. DET	19 Pts, 10 Reb, 10 Blk	1/19/82 at DEN 22 Pts, 16 Reb, 14 Ast
			1/22/82 vs. DET 26 Pts, 16 Reb, 12 Ast
			2/2/82 vs. GSW 17 Pts, 14 Reb, 10 Ast
			2/16/82 vs. SEA 11 Pts, 10 Reb, 18 Ast
			2/26/82 vs. PHI 18 Pts, 10 Reb, 10 Ast
			3/14/82 vs. DAL 13 Pts, 11 Reb, 13 Ast
			3/23/82 vs. DAL 11 Pts, 15 Reb, 14 Ast
			4/6/82 at HOU 23 Pts, 11 Reb, 10 Ast
			4/14/82 vs. UTA 20 Pts, 11 Reb, 10 Ast
			4/18/82 at PHX 15 Pts, 15 Reb, 12 Ast
			10/29/82 vs. GSW 22 Pts, 10 Reb, 10 Ast
			11/3/82 at DEN 17 Pts, 15 Reb, 13 Ast
			11/7/82 vs. POR 14 Pts, 10 Reb, 10 Ast
			11/21/82 vs. DEN 10 Pts, 10 Reb, 12 Ast
			12/10/82 at UTA 19 Pts, 12 Reb, 13 Ast
			1/5/83 at PHI 23 Pts, 12 Reb, 20 Ast
			1/15/83 at ATL 13 Pts, 17 Reb, 21 Ast
			2/8/83 at SEA 26 Pts, 10 Reb, 11 Ast
			2/23/83 vs. BOS 20 Pts, 13 Reb, 10 Ast
			3/5/83 at DET 21 Pts, 10 Reb, 16 Ast
			3/12/83 vs. CHI 18 Pts, 12 Reb, 14 Ast
			3/22/83 vs. SEA 23 Pts, 15 Reb, 11 Ast
			3/25/83 vs. SAS 22 Pts, 12 Reb, 11 Ast
			3/31/83 at DEN 22 Pts, 16 Reb, 12 Ast
			4/5/83 at POR 11 Pts, 16 Reb, 13 Ast
			11/2/83 at SDC 12 Pts, 11 Reb, 13 Ast
			11/8/83 at DEN 29 Pts, 12 Reb, 14 Ast
			11/13/83 vs. UTA 30 Pts, 13 Reb, 16 Ast
			1/6/84 vs. SAS 19 Pts, 10 Reb, 12 Ast
			1/21/84 at SAS 12 Pts, 12 Reb, 12 Ast
			2/1/84 at DEN 10 Pts, 10 Reb, 17 Ast
			2/5/84 at SAS 18 Pts, 10 Reb, 16 Ast
			2/10/84 at WAS 13 Pts, 10 Reb, 13 Ast
			2/12/84 vs. ATL 23 Pts, 10 Reb, 15 Ast
			2/17/84 vs. DEN 33 Pts, 13 Reb, 16 Ast
			2/22/84 at SEA 22 Pts, 13 Reb, 11 Ast
			3/21/84 at KCK 24 Pts, 12 Reb, 19 Ast
			3/29/84 vs. HOU 14 Pts, 11 Reb, 10 Ast
			10/30/84 vs. GSW 16 Pts, 12 Reb, 10 Ast
			11/1/84 at SEA 10 Pts, 10 Reb, 10 Ast
			11/28/84 at UTA 20 Pts, 10 Reb, 14 Ast
			12/4/84 at CLE 28 Pts, 10 Reb, 14 Ast
			12/18/84 at ATL 25 Pts, 14 Reb, 20 Ast
			12/21/84 vs. PHX 25 Pts, 10 Reb, 12 Ast
			12/28/84 at DEN 21 Pts, 11 Reb, 14 Ast
			12/29/84 vs. LAC 15 Pts, 10 Reb, 16 Ast
			2/21/85 at KCK 15 Pts, 10 Reb, 17 Ast
			2/26/85 vs. HOU 15 Pts, 11 Reb, 18 Ast
			3/24/85 vs. DET 25 Pts, 10 Reb, 19 Ast
			11/8/85 vs. DEN 19 Pts, 10 Reb, 12 Ast
			11/29/85 vs. SEA 14 Pts, 16 Reb, 17 Ast
			3/16/86 vs. HOU 19 Pts, 12 Reb, 12 Ast
			12/16/86 at CLE 25 Pts, 11 Reb, 14 Ast
			1/4/87 vs. UTA 26 Pts, 10 Reb, 11 Ast
			1/22/87 at IND 29 Pts, 10 Reb, 11 Ast
			2/27/87 vs. GSW 21 Pts, 10 Reb, 15 Ast
			3/18/87 vs. UTA 27 Pts, 11 Reb, 19 Ast
			3/22/87 vs. SAC 33 Pts, 12 Reb, 19 Ast
			3/31/87 vs. HOU 21 Pts, 10 Reb, 13 Ast
			4/2/87 at SEA 34 Pts, 10 Reb, 13 Ast
			4/3/87 at POR 35 Pts, 10 Reb, 11 Ast
			4/5/87 at DEN 23 Pts, 11 Reb, 10 Ast
			4/10/87 vs. SAS 18 Pts, 12 Reb, 13 Ast
			11/8/87 vs. HOU 23 Pts, 10 Reb, 12 Ast
			12/4/87 at MIL 22 Pts, 10 Reb, 12 Ast
			12/8/87 at NJN 13 Pts, 13 Reb, 14 Ast
			1/13/88 at LAC 27 Pts, 11 Reb, 13 Ast
			1/21/88 at DEN 18 Pts, 10 Reb, 14 Ast
			2/4/88 at LAC 18 Pts, 10 Reb, 11 Ast
			2/19/88 at DAL 29 Pts, 11 Reb, 19 Ast
			3/6/88 at ATL 14 Pts, 10 Reb, 16 Ast
			3/7/88 at PHI 22 Pts, 11 Reb, 17 Ast
			4/12/88 vs. POR 23 Pts, 11 Reb, 13 Ast
			4/13/88 at DEN 14 Pts, 11 Reb, 10 Ast
			4/17/88 at HOU 19 Pts, 10 Reb, 12 Ast
			11/22/88 at NYK 25 Pts, 12 Reb, 13 Ast
			11/28/88 at PHI 32 Pts, 11 Reb, 20 Ast
			12/2/88 vs. UTA 17 Pts, 12 Reb, 15 Ast
			12/7/88 vs. PHX 19 Pts, 12 Reb, 18 Ast
			12/10/88 at IND 32 Pts, 11 Reb, 13 Ast
			12/13/88 at CLE 31 Pts, 12 Reb, 13 Ast
			12/28/88 vs. PHI 26 Pts, 10 Reb, 18 Ast
			1/16/89 vs. HOU 17 Pts, 13 Reb, 18 Ast
			1/24/89 vs. NYK 26 Pts, 11 Reb, 11 Ast
			1/27/89 vs. CHI 12 Pts, 10 Reb, 10 Ast
			1/31/89 at HOU 17 Pts, 11 Reb, 10 Ast
			3/13/89 vs. HOU 19 Pts, 12 Reb, 11 Ast
			3/17/89 vs. DAL 31 Pts, 12 Reb, 13 Ast
			3/23/89 at SAC 25 Pts, 10 Reb, 14 Ast
			3/26/89 vs. PHX 34 Pts, 10 Reb, 18 Ast
			4/1/89 at DEN 20 Pts, 17 Reb, 15 Ast
			4/18/89 vs. DEN 24 Pts, 17 Reb, 17 Ast
			11/9/89 at GSW 19 Pts, 10 Reb, 10 Ast
			11/19/89 vs. WAS 25 Pts, 10 Reb, 14 Ast
			12/7/89 vs. PHX 18 Pts, 11 Reb, 12 Ast
			12/19/89 at CHI 18 Pts, 12 Reb, 10 Ast
			1/12/90 vs. HOU 31 Pts, 11 Reb, 11 Ast
			2/6/90 at POR 24 Pts, 10 Reb, 15 Ast
			2/21/90 at DEN 17 Pts, 11 Reb, 17 Ast
			3/9/90 vs. GSW 33 Pts, 13 Reb, 16 Ast
			3/30/90 vs. POR 25 Pts, 10 Reb, 14 Ast
			4/13/90 vs. GSW 21 Pts, 10 Reb, 13 Ast
			4/15/90 vs. HOU 25 Pts, 11 Reb, 11 Ast
			11/11/90 vs. NYK 24 Pts, 15 Reb, 14 Ast
			11/15/90 at HOU 24 Pts, 10 Reb, 16 Ast
			11/19/90 at DEN 21 Pts, 10 Reb, 11 Ast
			12/1/90 vs. PHI 25 Pts, 12 Reb, 15 Ast
			12/4/90 vs. DET 21 Pts, 12 Reb, 14 Ast
			12/30/90 vs. PHI 34 Pts, 13 Reb, 13 Ast
			1/11/91 vs. CLE 27 Pts, 10 Reb, 14 Ast
			2/19/91 at HOU 18 Pts, 10 Reb, 17 Ast
			2/21/91 at DAL 21 Pts, 10 Reb, 12 Ast
			3/12/91 at MIA 21 Pts, 11 Reb, 14 Ast
			3/25/91 at SAC 19 Pts, 12 Reb, 14 Ast
			3/29/91 vs. POR 23 Pts, 10 Reb, 12 Ast
			4/2/91 at SAC 30 Pts, 12 Reb, 10 Ast
			2/14/96 vs. ATL 15 Pts, 10 Reb, 13 Ast
<b>Karl Malone (1)</b>			
11/28/03	vs. SAS	10 Pts, 11 Reb, 10 Ast	
<b>Lamar Odom (4)</b>			
4/11/06	vs. GSW	15 Pts, 13 Reb, 10 Ast	
4/14/06	vs. POR	16 Pts, 12 Reb, 12 Ast	
4/3/07	vs. DEN	17 Pts, 14 Reb, 12 Ast	
2/13/08	at MIN	10 Pts, 16 Reb, 10 Ast	
<b>Gary Payton (1)</b>			
3/2/04	vs. ATL	23 Pts, 10 Reb, 10 Ast	
<b>Sam Perkins (1)</b>			
1/24/93	at WAS	16 Pts, 13 Reb, 10 Ast	



## TRIPLE-DOUBLES (CONT.) / 4-PT. PLAYS / SCORE MARGINS

### ALL-TIME LAKERS TRIPLE-DOUBLES (RECOGNIZED BY THE NBA SINCE 1979-80)

#### Julius Randle (5)

3/25/16	vs. DEN	13 Pts, 18 Reb, 10 Ast
11/15/16	vs. BKN	17 Pts, 14 Reb, 10 Ast
1/3/17	vs. MEM	19 Pts, 14 Reb, 11 Ast
3/7/17	at DAL	13 Pts, 18 Reb, 10 Ast
2/23/18	vs. DAL	18 Pts, 13 Reb, 10 Ast

### LAKERS FOUR-POINT PLAYS (SINCE 1978-79 SEASON)

Player	Date	Opp.	Player	Date	Opp.	Player	Date	Opp.
K. Caldwell-Pope	4/4/18	vs. SAS	Ryan Kelly	3/4/15	@ MIA	Sasha Vujacic	4/4/08	vs. DAL
K. Caldwell-Pope	3/24/18	@ MEM	Wayne Ellington	1/27/15	vs. WAS	Kobe Bryant	4/2/08	vs. POR
Isaiah Thomas	3/14/18	@ GSW	Nick Young	1/19/15	@ PHX	Kobe Bryant	2/13/08	@ MIN
Jordan Clarkson	1/19/18	vs. IND	Nick Young	1/7/15	vs. LAC	Kobe Bryant	3/25/07	vs. GSW
K. Caldwell-Pope	11/8/17	@ BOS	Nick Young	12/21/14	@ SAC	Sasha Vujacic	3/25/07	vs. GSW
Jordan Clarkson	10/22/17	vs. NOP	Nick Young	12/9/14	vs. SAC	Kobe Bryant	4/6/06	@ DEN
Jordan Clarkson	10/20/17	@ PHX	Nick Young	4/2/14	@ SAC	Sasha Vujacic	11/29/05	@ SAS
Jordan Clarkson	3/24/17	vs. MIN	Nick Young	3/25/14	vs. NYK	Kobe Bryant	12/16/04	@ SAC
Jordan Clarkson	3/13/17	@ DEN	Nick Young	3/23/14	vs. ORL	Derek Fisher	1/19/04	vs. PHX
Nick Young	2/10/17	@ MIL	Ryan Kelly	3/6/14	vs. LAC	Kobe Bryant	4/24/03	vs. MIN*
Nick Young	2/10/17	@ MIL	Ryan Kelly	1/31/14	vs. CHA	Kobe Bryant	3/20/03	@ SAC
Lou Williams	2/6/17	@ NYK	Nick Young	12/25/13	vs. MIA	Kobe Bryant	5/24/02	vs. SAC^
Lou Williams	1/25/17	@ POR	Nick Young	12/21/13	@ GSW	Derek Fisher	3/17/02	vs. DAL
Lou Williams	1/15/17	vs. DET	Nick Young	12/20/13	vs. MIN	Derek Fisher	2/15/02	vs. ATL
Nick Young	12/22/16	@ MIA	Xavier Henry	12/11/13	vs. POR	Mitch Richmond	1/4/02	vs. PHX
Nick Young	11/27/16	vs. ATL	Nick Young	11/13/13	@ DEN	Kobe Bryant	11/27/00	@ LAC
Lou Williams	11/22/16	vs. OKC	Kobe Bryant	3/5/13	@ OKC	Glen Rice	6/14/00	@ IND*
Nick Young	11/18/16	vs. SAS	Jodie Meeks	2/14/13	vs. LAC	Eddie Jones	11/19/97	vs. MIN
Nick Young	11/16/16	vs. PHX	Kobe Bryant	12/7/12	@ OKC	Eddie Jones	11/13/97	@ SAS
Lou Williams	11/1/16	@ IND	Kobe Bryant	12/29/11	vs. NYK	Derek Fisher	12/27/96	vs. BOS
D'Angelo Russell	10/26/16	vs. HOU	Lamar Odom	1/19/11	@ DAL	Nick Van Exel	12/21/96	vs. MIN
Lou Williams	3/23/16	@ PHX	Matt Barnes	11/19/10	@ MIN	Anthony Peeler	11/19/95	vs. LAC
Jordan Clarkson	2/22/16	@ MIL	Kobe Bryant	11/3/10	@ SAC	Cedric Ceballos	4/20/95	@ POR
Lou Williams	2/19/16	vs. SAS	Kobe Bryant	2/23/10	@ MEM			
Kobe Bryant	2/10/16	@ CLE	Kobe Bryant	1/8/10	@ POR			
Kobe Bryant	2/6/16	@ SAS	Sasha Vujacic	11/8/09	vs. NOH			
D'Angelo Russell	1/23/16	@ POR	Kobe Bryant	6/9/09	@ ORL^			
Jordan Clarkson	1/12/16	vs. NOP	Sasha Vujacic	1/4/09	vs. POR			
Kobe Bryant	12/22/15	@ DEN	Derek Fisher	12/9/08	@ SAC			
Kobe Bryant	12/15/15	vs. MIL	Sasha Vujacic	5/27/08	@ SAS^			

### LARGEST MARGIN OF VICTORY\*

Date	Opponent	Score	Margin
3/19/72	vs. Golden State	162-99	63
11/12/66	vs. Detroit	144-88	56
1/11/11	vs. Cleveland	112-57	55
2/3/67	vs. San Francisco	129-80	49
11/23/88	at Miami	138-91	47
12/16/51	vs. Milwaukee	99-52	47
1/9/04	vs. Atlanta	113-67	46
2/4/00	vs. Utah	113-67	46
3/5/86	vs. Utah	130-84	46
11/13/79	at San Diego	137-91	46

### LARGEST MARGIN OF DEFEAT\*

Date	Opponent	Score	Margin
1/22/17	at Dallas	73-122	49
3/28/16	at Utah	75-123	48
3/6/14	vs. L.A. Clippers	94-142	48
1/9/95	at Portland	129-83	46
11/11/55	at Boston	75-119	44
11/23/16	at Golden State	106-149	43
2/14/59	at St. Louis	139-96	43
4/22/90	at Portland	130-88	42
12/19/15	at Oklahoma City	78-118	40

# WINNING / LOSING STREAKS

## ALL-TIME LONGEST REGULAR SEASON WIN STREAKS PROFESSIONAL SPORTS HISTORY



# 33

1971-72  
LOS ANGELES LAKERS



## LONGEST WIN STREAK (SINGLE SEASON)

33\*, 1971-72 14, 1949-50 11, 1986-87 10, 1998-99  
19, 1999-00 13, 1972-73 11, 1972-73 10, 1987-88  
16, 1999-00 11, 2009-10 11, 1962-63 10, 1986-87  
16, 1990-91 11, 2003-04 11, 1953-54 10, 1984-85  
15, 1987-88 11, 1999-00 10, 2007-08 10, 1953-54  
14, 1978-79 11, 1997-98 10, 2003-04 10, 1948-49

## LONGEST HOME WIN STREAK (SINGLE SEASON)

27, 1949-50 17, 1988-89 15, 2002-03 14, 1990-91  
21, 1976-77 17, 1984-85 15, 2001-02 14, 1952-53  
18, 1979-80 17, 1971-72 15, 1986-87  
18, 1950-51 15, 2008-09 14, 1999-00\*

## LONGEST HOME WIN STREAK (COMBINED SEASONS)

30, 1949-50 - 1950-51  
27, 2002-03 - 2003-04  
24, 1987-88 - 1988-89

## LONGEST ROAD WIN STREAK (SINGLE SEASON)

16\*, 1971-72 8, 1999-00 7, 1999-00 7, 1990-91  
12, 1972-73 7, 2008-09 7, 1997-98 7, 1987-88\*  
10, 1999-00 7, 2007-08 7, 1995-96 7, 1961-62

## LONGEST LOSING STREAK (SINGLE SEASON)

10, 2015-16 8, 1957-58 7, 1991-92  
10, 1993-94 8, 1956-57 7, 1957-58\*  
9, 2014-15 7, 2015-16  
8, 2016-17\* 7, 2014-15  
8, 2015-16 7, 2013-14  
8, 2004-05 7, 2006-07

## LONGEST HOME LOSING STREAK (SINGLE SEASON)

9, 2017-18 6, 1992-93 5, 1993-94\*  
9, 2016-17 5, 2014-15\* 4, 2015-16  
8, 2013-14 5, 2006-07 4, 1991-92  
6, 2015-16 5, 2004-05

## LONGEST ROAD LOSING STREAK (SINGLE SEASON)

13, 2015-16 9, 2004-05 8, 2012-13  
12, 2016-17 9, 2003-04 8, 1988-89  
11, 2014-15 9, 1960-61 8, 1974-75  
10, 1963-64 9, 1956-57\*  
10, 1957-58 8, 2015-16



# 26

1916  
NEW YORK GIANTS



# 17

1992-93  
PITTSBURGH PENGUINS



# 23

2008-09  
INDIANAPOLIS COLTS



## LAKERS OWN PROFESSIONAL SPORTS ALL-TIME WINNING STREAK

The 1971-72 Los Angeles Lakers posted a record of 69-13, now tied for the third-best regular season record in NBA history. The team won a still-standing professional sports record 33 consecutive games from November 5, 1971 through January 7, 1972. The following is a game-by-game list of each victory:

Nov. 5 vs. Baltimore	110-106	Nov. 25 at Seattle	139-115	Dec. 18 at Phoenix	132-106
Nov. 6 at Golden State	105-89	Nov. 26 vs. Detroit	132-113	Dec. 19 vs. Philadelphia	154-132
Nov. 7 vs. New York	103-96	Nov. 28 vs. Seattle	138-121	Dec. 21 at Buffalo	117-103
Nov. 9 at Chicago	122-109	Dec. 1 at Boston	124-111	Dec. 22 at Baltimore	127-120
Nov. 10 at Philadelphia	143-103	Dec. 3 at Philadelphia	131-116	Dec. 26 vs. Houston	137-115
Nov. 12 vs. Seattle	115-107	Dec. 5 vs. Portland	123-107	Dec. 28 vs. Buffalo	105-87
Nov. 13 at Portland	130-108	Dec. 8 at Houston	125-120	Dec. 30 at Seattle	122-106
Nov. 14 vs. Boston	128-115	Dec. 9 at Golden State	124-111	Jan. 2 vs. Boston	122-113
Nov. 16 vs. Cleveland	108-90	Dec. 10 vs. Phoenix	126-117	Jan. 5 at Cleveland	113-103
Nov. 19 vs. Houston	106-99	Dec. 12 vs. Atlanta	105-95	Jan. 7 at Atlanta	134-90
Nov. 21 vs. Milwaukee	112-105	Dec. 14 at Portland	129-114	Jan. 9 at Milwaukee	104-120 (L)
		Dec. 17 vs. Golden State	129-99		



# SEASON-BY-SEASON LEADERS

## SCORING

	G	PTS	AVG
1948-49	Mikan	60 1698*	28.3*
1949-50	Mikan	68 1865*	27.4*
1950-51	Mikan	68 1932*	28.4*
1951-52	Mikan	64 1523	23.8
1952-53	Mikan	70 1442	20.6
1953-54	Mikan	72 1306	18.1
1954-55	Mikkelsen	71 1327	18.7
1955-56	Lovellette	71 1526	21.5
1956-57	Lovellette	69 1434	20.8
1957-58	Mikkelsen	71 1248	17.3
1958-59	Baylor	70 1742	24.9
1959-60	Baylor	70 2074	29.6
1960-61	Baylor	73 2538	34.8
1961-62	West	75 2310	30.8
1962-63	Baylor	80 2719	34.0
1963-64	West	72 2064	28.7
1964-65	West	74 2292	31.0
1965-66	West	79 2476	31.3
1966-67	West	66 1892	28.7
1967-68	Baylor	77 2002	26.0
1968-69	Baylor	76 1881	24.8
1969-70*	West	74 2309	31.2*
1970-71*	West	69 1859	26.9
1971-72*	Goodrich	82 2127	25.9
1972-73*	Goodrich	76 1814	23.9
1973-74*	Goodrich	82 2076	25.3
1974-75*	Goodrich	72 1630	22.6
1975-76*	Abdul-Jabbar	82 2275	27.7
1976-77*	Abdul-Jabbar	82 2152	26.2
1977-78*	Abdul-Jabbar	82 1600	25.8
1978-79*	Abdul-Jabbar	80 1903	23.8
1979-80*	Abdul-Jabbar	82 2034	24.8
1980-81*	Abdul-Jabbar	80 2095	26.2
1981-82*	Abdul-Jabbar	76 1818	23.9
1982-83*	Abdul-Jabbar	79 1722	21.8
1983-84*	Abdul-Jabbar	80 1717	21.5
1984-85*	Abdul-Jabbar	79 1735	22.0
1985-86*	Abdul-Jabbar	79 1846	23.4
1986-87*	Johnson	80 1909	23.9
1987-88*	Scott	81 1754	21.7
1988-89*	Johnson	77 1730	22.5
1989-90*	Johnson	79 1765	22.3
1990-91*	Worthy	78 1670	21.4
1991-92*	Threatt	82 1240	15.1
1992-93*	Threatt	82 1235	15.1
1993-94*	Divac	79 1123	14.2
1994-95*	Van Exel	80 1348	16.9
1995-96*	Ceballos	78 1656	21.2
1996-97*	Jones	80 1374	17.2
1997-98*	O'Neal	60 1699	28.3
1998-99*	O'Neal	49 1289*	26.3
1999-00*	O'Neal	79 2344*	29.7*
2000-01*	O'Neal	74 2125	28.7
2001-02*	O'Neal	67 1822	27.2
2002-03*	Bryant	82 2461*	30.0
2003-04*	Bryant	65 1557	24.0
2004-05*	Bryant	66 1819	27.6
2005-06*	Bryant	80 2832*	35.4*
2006-07*	Bryant	77 2430*	31.6*
2007-08*	Bryant	82 2323*	28.3
2008-09*	Bryant	82 2201	26.8
2009-10*	Bryant	73 1970	27.0
2010-11*	Bryant	82 2078	25.3
2011-12*	Bryant	58 1616	27.9
2012-13*	Bryant	78 2133	27.3
2013-14*	Meeks	77 1209	15.7
2014-15*	Hill	70 841	12.0
2015-16*	Clarkson	79 1225	15.5
2016-17*	Williams	58 1078	18.6
2017-18*	Randle	82 1323	16.1

(70% of games or annual NBA league leader statistical minimums used for averages)

## ASSISTS

	G	AST	AVG
1948-49	Mikan	60 218	3.6
1949-50	Pollard	66 252	3.8
1950-51	Martin	68 235	3.5
1951-52	Martin	66 249	3.8
1952-53	Martin	70 250	3.6
1953-54	Martin	69 253	3.7
1954-55	Martin	72 427	5.9
1955-56	Martin	72 445	6.2
1956-57	Mencel	72 201	2.8
1957-58	Leonard	66 218	3.3
1958-59	Baylor	70 287	4.1
1959-60	Hundley	73 338	4.6
1960-61	Baylor	73 371	5.1
1961-62	West	75 402	5.4
1962-63	Baylor	80 386	4.8
1963-64	West	72 403	5.6
1964-65	West	74 364	4.9
1965-66	West	79 480	6.1
1966-67	West	66 447	6.8
1967-68	Baylor	77 355	4.6
1968-69	West	61 423	6.9
1969-70*	West	74 554	7.5
1970-71*	West	69 655	9.5
1971-72*	West	77 747	9.7*
1972-73*	West	69 607	8.8
1973-74*	Hawkins	71 379	5.3
1974-75*	Goodrich	72 420	5.8
1975-76*	Goodrich	75 421	5.6
1976-77*	Allen	78 405	5.2
1977-78*	Nixon	81 553	6.8
1978-79*	Nixon	82 737	9.0
1979-80*	Nixon	82 642	7.8
1980-81*	Nixon	79 696	8.8
1981-82*	Johnson	78 743	9.5
1982-83*	Johnson	79 829*	10.5*
1983-84*	Johnson	67 875	13.1*
1984-85*	Johnson	77 968	12.6
1985-86*	Johnson	72 907*	12.6*
1986-87*	Johnson	80 977*	12.2*
1987-88*	Johnson	72 858	11.9
1988-89*	Johnson	77 988	12.8
1989-90*	Johnson	79 907	11.5
1990-91*	Johnson	79 989	12.5
1991-92*	Threatt	82 593	7.2
1992-93*	Threatt	82 564	6.9
1993-94*	Van Exel	81 466	5.8
1994-95*	Van Exel	80 660	8.3
1995-96*	Van Exel	74 509	6.9
1996-97*	Van Exel	79 672	8.5
1997-98*	Van Exel	64 442	6.9
1998-99*	Horry	45 187	4.2
1999-00*	O'Neal	79 299	3.8
2000-01*	O'Neal	74 277	3.7
2001-02*	Bryant	80 438	5.5
2002-03*	Bryant	82 481	5.9
2003-04*	Payton	82 449	5.5
2004-05*	Alkins	82 358	4.4
2005-06*	Odom	80 443	5.5
2006-07*	Bryant	77 413	5.4
2007-08*	Bryant	82 441	5.4
2008-09*	Bryant	82 399	4.9
2009-10*	Bryant	73 365	5.0
2010-11*	Bryant	82 388	4.7
2011-12*	Bryant	58 264	4.6
2012-13*	Bryant	78 469	6.0
2013-14*	Gasol	60 201	3.4
2014-15*	Lin	74 339	4.6
2015-16*	Russell	80 266	3.3
2016-17*	Russell	63 303	4.8
2017-18*	Ingram	59 230	3.9

(70% of games or annual NBA league leader statistical minimums used for averages)

## REBOUNDS

	G	REB	AVG
1948-49	-	-	-
1949-50	-	-	-
1950-51	Mikan	68 958	14.1
1951-52	Mikan	64 866	13.5*
1952-53	Mikan	70 1007*	14.4*
1953-54	Mikan	72 1028	14.3
1954-55	Lovellette	70 802	11.5
1955-56	Lovellette	71 992	14.0
1956-57	Lovellette	69 932	13.5
1957-58	Foust	72 876	12.2
1958-59	Baylor	70 1050	15.0
1959-60	Baylor	70 1150	15.0
1960-61	Baylor	73 1447	19.8
1961-62	Baylor	58 892	18.6
1962-63	Baylor	80 1146	14.3
1963-64	Baylor	78 936	12.0
1964-65	Baylor	74 950	12.8
1965-66	Ellis	80 735	9.2
1966-67	Imhoff	81 1080	13.3
1967-68	Baylor	77 941	12.2
1968-69	Chamberlain	81 1712*	21.1*
1969-70*	Roberson	74 672	9.1
1970-71*	Chamberlain	82 1493*	18.2*
1971-72*	Chamberlain	82 1572*	19.2*
1972-73*	Chamberlain	82 1526*	18.6*
1973-74*	Hairston	77 1040	13.5
1974-75*	Hairston	74 946	12.8
1975-76*	Abdul-Jabbar	82 1383*	16.9*
1976-77*	Abdul-Jabbar	82 1090*	13.3
1977-78*	Abdul-Jabbar	62 801	12.9
1978-79*	Abdul-Jabbar	80 1025	12.8
1979-80*	Abdul-Jabbar	82 886	10.8
1980-81*	Abdul-Jabbar	80 821	10.3
1981-82*	Johnson	78 751	9.6
1982-83*	Johnson	79 683	8.6
1983-84*	Abdul-Jabbar	80 587	7.3
1984-85*	Abdul-Jabbar	79 622	7.9
1985-86*	Lucas	77 566	7.4
1986-87*	Green	79 615	7.8
1987-88*	Green	82 710	8.7
1988-89*	Green	82 739	9.0
1989-90*	Green	82 712	8.7
1990-91*	Divac	82 666	8.1
1991-92*	Green	82 762	9.3
1992-93*	Divac	82 729	8.9
1993-94*	Divac	79 851	10.8
1994-95*	Divac	80 829	10.4
1995-96*	Divac	79 679	8.6
1996-97*	Campbell	77 615	8.0
1997-98*	Horry	72 542	7.5
1998-99*	O'Neal	49 525	10.7
1999-00*	O'Neal	79 1078	13.6
2000-01*	O'Neal	74 940	12.7
2001-02*	Horry	81 479	5.9
2002-03*	Bryant	82 564	6.9
2003-04*	Payton	82 342	4.2
2004-05*	Milne	75 502	6.7
2005-06*	Odom	80 738	9.2
2006-07*	Bynum	82 484	5.9
2007-08*	Odom	77 819	10.6
2008-09*	Gasol	81 780	9.6
2009-10*	Odom	82 802	9.8
2010-11*	Gasol	82 836	10.2
2011-12*	Bynum	60 709	11.8
2012-13*	Howard	76 945	12.4*
2013-14*	Gasol	60 580	9.7
2014-15*	Davis	79 600	7.6
2015-16*	Randle	81 829	10.2
2016-17*	Randle	74 636	8.6
2017-18*	Randle	82 653	8.0

(70% of games or annual NBA league leader statistical minimums used for averages)

\* Denotes NBA Leader / \* Based on per-game average while meeting annual NBA league leader minimums

# SEASON-BY-SEASON LEADERS

## BLOCKED SHOTS

	G	BS	AVG
1973-74*	Smith	81	393* 4.85*
1974-75*	Smith	74	216 2.92
1975-76*	Abdul-Jabbar	82	338* 4.12*
1976-77*	Abdul-Jabbar	82	261* 3.18
1977-78*	Abdul-Jabbar	62	185 2.98
1978-79*	Abdul-Jabbar	80	316* 3.95*
1979-80*	Abdul-Jabbar	82	280* 3.41*
1980-81*	Abdul-Jabbar	80	228 2.85
1981-82*	Abdul-Jabbar	76	207 2.72
1982-83*	Abdul-Jabbar	79	170 2.15
1983-84*	Abdul-Jabbar	80	143 1.79
1984-85*	Abdul-Jabbar	79	162 2.05
1985-86*	Abdul-Jabbar	79	130 1.65
1986-87*	Abdul-Jabbar	78	97 1.24
1987-88*	Abdul-Jabbar	80	92 1.15
1988-89*	Abdul-Jabbar	74	85 1.15
1989-90*	Divac	82	114 1.39
1990-91*	Divac	82	127 1.55
1991-92*	Campbell	81	159 1.96
1992-93*	Divac	82	140 1.71
1993-94*	Campbell	76	146 1.92
1994-95*	Divac	80	174 2.18
1995-96*	Campbell	82	212 2.59
1996-97*	O'Neal	51	147 2.88
1997-98*	O'Neal	60	144 2.40
1998-99*	O'Neal	49	82 1.67
1999-00*	O'Neal	79	239 3.03
2000-01*	O'Neal	74	204 2.76
2001-02*	O'Neal	67	137 2.04
2002-03*	O'Neal	67	159 2.37
2003-04*	O'Neal	67	166 2.48
2004-05*	Mihm	75	108 1.44
2005-06*	Odom	80	64 0.80
2006-07*	Bynum	82	128 1.20
2007-08*	Turiaf	78	108 1.38
2008-09*	Odom	78	98 1.26
2009-10*	Gasol	65	113 1.74
2010-11*	Bynum	54	106 1.96
2011-12*	Bynum	60	116 1.93
2012-13*	Howard	76	186 2.45
2013-14*	Gasol	60	92 1.53
2014-15*	Davis	79	98 1.24
2015-16*	Hibbert	81	110 1.36
2016-17*	Black	67	44 0.66
2017-18*	Lopez	72	98 1.36

(70% of games or annual NBA league leader statistical minimums used for averages)

## STEALS

	G	STL	AVG
1973-74*	Price	82	157 1.91
1974-75*	Goodrich	72	102 1.42
1975-76*	Goodrich	75	123 1.64
1976-77*	Chaney	81	140 1.73
1977-78*	Nixon	81	138 1.70
1978-79*	Nixon	82	201 2.45
1979-80*	Johnson	77	187 2.43
1980-81*	Johnson	37	127 3.43*
1981-82*	Johnson	78	208 2.67*
1982-83*	Johnson	79	176 2.23
1983-84*	Johnson	67	150 2.24
1984-85*	Johnson	77	113 1.47
1985-86*	Johnson	72	113 1.57
1986-87*	Johnson	80	138 1.73
1987-88*	Scott	81	155 1.91
1988-89*	Johnson	77	138 1.79
1989-90*	Johnson	79	132 1.67
1990-91*	Worthy	78	104 1.33
1991-92*	Threatt	82	168 2.05
1992-93*	Threatt	82	142 1.73
1993-94*	Lynch	71	102 1.44
1994-95*	Jones	64	131 2.05
1995-96*	Jones	70	129 1.84
1996-97*	Jones	80	189 2.36
1997-98*	Jones	80	160 2.00
1998-99*	Bryant	50	72 1.44

## STEALS (CONTINUED)

	G	STL	AVG
1999-00*	Horry	76	84 1.11
2000-01*	Fox	82	70 0.85
2001-02*	Bryant	80	118 1.48
2002-03*	Bryant	82	181 2.21
2003-04*	Fisher	82	103 1.26
2004-05*	Butler	77	110 1.43
2005-06*	Bryant	80	147 1.84
2006-07*	Parker	82	119 1.45
2007-08*	Bryant	82	151 1.84
2008-09*	Ariza	82	137 1.67
2009-10*	Bryant	73	113 1.55
2010-11*	World Peace	82	124 1.51
2011-12*	Bryant	58	69 1.19
2012-13*	World Peace	75	122 1.63
2013-14*	Meeks	77	111 1.44
2014-15*	Lin	74	82 1.11
2015-16*	Russell	80	93 1.16
2016-17*	Russell	63	87 1.38
2017-18*	Caldwell-Pope	74	106 1.43

(70% of games or annual NBA league leader statistical minimums used for averages)

## FIELD GOAL %

	FG	FGA	PCT
1948-49	Mikan	583	1403 .416
1949-50	Mikan	649	1595 .407
1950-51	Mikan	678	1584 .428
1951-52	Mikkelsen	363	866 .419
1952-53	Mikkelsen	378	868 .438
1953-54	Lovellette	237	560 .423
1954-55	Lovellette	519	1192 .435
1955-56	Lovellette	594	1370 .434
1956-57	Lovellette	574	1348 .426
1957-58	Mikkelsen	439	1070 .410
1958-59	Baylor	605	1482 .408
1959-60	Baylor	755	1782 .424
1960-61	Hawkins	310	719 .431
1961-62	LaRusso	516	1108 .466
1962-63	Barnett	547	1162 .471
1963-64	West	740	1529 .484
1964-65	West	822	1655 .497
1965-66	Boozler	365	754 .484
1966-67	Hawkins	275	572 .481
1967-68	West	476	926 .514
1968-69	Chamberlain	641	1099 .583*
1969-70	West	831	1673 .497
1970-71	Chamberlain	668	1226 .545
1971-72	Chamberlain	496	764 .649*
1972-73	Chamberlain	426	586 .727
1973-74	Hairston	385	759 .507
1974-75	Smith	346	702 .493
1975-76	Abdul-Jabbar	914	1728 .529
1976-77	Abdul-Jabbar	888	1533 .579*
1977-78	Abdul-Jabbar	663	1205 .550
1978-79	Abdul-Jabbar	777	1347 .577
1979-80	Abdul-Jabbar	835	1383 .604
1980-81	Abdul-Jabbar	836	1457 .574
1981-82	Abdul-Jabbar	753	1301 .579
1982-83	Abdul-Jabbar	722	1228 .588
1983-84	McGee	347	584 .594
1984-85	Abdul-Jabbar	723	1207 .599
1985-86	Worthy	629	1086 .579
1986-87	Abdul-Jabbar	560	993 .564
1987-88	Abdul-Jabbar	480	903 .532
1988-89	Worthy	702	1282 .548
1989-90	Woolridge	306	550 .556
1990-91	Divac	360	637 .565
1991-92	Threatt	509	1041 .489
1992-93	Green	379	706 .537
1993-94	Divac	453	895 .506
1994-95	Ceballos	497	977 .509
1995-96	Ceballos	638	1203 .530
1996-97	O'Neal	552	991 .557
1997-98	O'Neal	670	1147 .584*
1998-99	O'Neal	510	885 .576*
1999-00	O'Neal	956	1665 .574*

## FIELD GOAL % (CONTINUED)

	FG	FGA	PCT
2000-01	O'Neal	813	1422 .572*
2001-02	O'Neal	712	1229 .579*
2002-03	O'Neal	695	1211 .574
2003-04	O'Neal	554	948 .584*
2004-05	Odom	366	774 .473
2005-06	Odom	445	925 .481
2006-07	Odom	319	681 .468
2007-08	Odom	417	795 .525
2008-09	Gasol	592	1045 .567
2009-10	Bynum	392	688 .570
2010-11	Odom	473	893 .530
2011-12	Bynum	444	796 .558
2012-13	Howard	470	813 .578
2013-14	Gasol	425	885 .480
2014-15	Boozler	371	743 .499
2015-16	Clarkson	475	1098 .433
2016-17	Randle	377	773 .488
2017-18	Randle	504	904 .558

(Annual NBA league leader minimums apply)

## FREE THROW %

	FT	FTA	PCT
1948-49	Schaefer	174	213 .817
1949-50	Mikan	567	728 .779
1950-51	Mikan	576	717 .803
1951-52	Mikan	433	555 .780
1952-53	Marlin	224	287 .780
1953-54	Mikan	424	546 .777
1954-55	Schnittker	298	362 .823
1955-56	Schnittker	304	355 .856
1956-57	Garmaker	365	435 .839
1957-58	Schnittker	290	337 .848
1958-59	Mikkelsen	298	355 .839
1959-60	Hundley	203	273 .744
1960-61	LaRusso	323	409 .790
1961-62	West	712	926 .769
1962-63	Baylor	661	790 .837
1963-64	West	584	702 .832
1964-65	West	648	789 .821
1965-66	West	840*	977 .860
1966-67	West	602	686 .878
1967-68	West	391	482 .811
1968-69	West	490	597 .821
1969-70	West	647	785 .824
1970-71	West	525	631 .832
1971-72	Goodrich	475	559 .850
1972-73	McMillian	223	264 .845
1973-74	Goodrich	508	588 .864
1974-75	Goodrich	318	378 .841
1975-76	Russell	132	148 .892
1976-77	Russell	188	219 .858
1977-78	Dantley	334	417 .801
1978-79	Dantley	292	342 .854
1979-80	Johnson	374	462 .810
1980-81	Nixon	196	252 .778
1981-82	Cooper	139	171 .813
1982-83	Johnson	300	380 .800
1983-84	Cooper	155	185 .838
1984-85	Johnson	391	464 .843
1985-86	Johnson	378	434 .871
1986-87	Scott	224	251 .892
1987-88	Scott	272	317 .858
1988-89	Johnson	513	563 .911*
1989-90	Johnson	567	637 .890
1990-91	Johnson	519	573 .906
1991-92	Scott	244	291 .838
1992-93	Threatt	138	155 .890
1993-94	Van Exel	235	300 .783
1994-95	Johnson	172	201 .856
1995-96	Scott	127	151 .841
1996-97	Bryant	363	457 .794
1997-98	Rice	77	90 .856
1999-00	Rice	346	396 .874
2000-01	Bryant	475	557 .853
2001-02	Bryant	488	589 .829

\* Denotes NBA Leader / \* Based on per-game average while meeting annual NBA league leader minimums





# SEASON-BY-SEASON LEADERS / LAKERS NBA TEAM LEADERS

## FREE THROW % (CONTINUED)

		FT	FTA	PCT
2002-03	Bryant	601	713	.843
2003-04	Bryant	454	533	.852
2004-05	Butler	275	319	.862
2005-06	Bryant	696*	819	.850
2006-07	Bryant	667*	768*	.868
2007-08	Fisher	166	188	.883
2008-09	Bryant	483	564	.856
2009-10	Bryant	439	541	.811
2010-11	Bryant	483	583	.828
2011-12	Bryant	381	451	.845
2012-13	Bryant	525	626	.839
2013-14	Meeks	221	258	.857
2014-15	Young	132	148	.892
2015-16	Bass	125	148	.845
2016-17	Williams	304	344	.884
2017-18	Caldwell-Pope	153	194	.789

(Annual NBA league leader minimums apply)

## MINUTES PLAYED

		MIN	AVG
1951-52	Mikan	2572	40.2
1952-53	Mikan	2651	37.9
1953-54	Pollard	2483	35.0
1954-55	Martin	2784	38.7
1955-56	Martin	2838	39.4
1956-57	Lovelllette	2492	36.1
1957-58	Mikkelsen	2290	33.2
1958-59	Baylor	2855	40.8
1959-60	Baylor	2873	41.0
1960-61	Baylor	3133	42.9
1961-62	West	3087	41.2
1962-63	Baylor	3370	42.1
1963-64	Baylor	3164	40.6
1964-65	West	3066	41.4
1965-66	West	3218	40.7
1966-67	Imhoff	2725	33.6
1967-68	Clark	3039	37.5
1968-69	Chamberlain	3669	45.3
1969-70	West	3106	42.0
1970-71	Chamberlain	3630	44.3
1971-72	Chamberlain	3469	42.3
1972-73	Chamberlain	3542	43.2
1973-74	Goodrich	3061	37.3
1974-75	Goodrich	2668	37.1
1975-76	Abdul-Jabbar	3379*	41.2
1976-77	Abdul-Jabbar	3016	36.8
1977-78	Nixon	2779	34.3
1978-79	Abdul-Jabbar	3157	39.5
1979-80	Nixon	3226*	39.4
1980-81	Wilkes	3028	37.4
1981-82	Nixon	3024	36.9
1982-83	Johnson	2907	36.8
1983-84	Abdul-Jabbar	2622	32.8
1984-85	Johnson	2781	36.1
1985-86	Abdul-Jabbar	2629	33.3
1986-87	Johnson	2904	36.3
1987-88	Scott	3048	37.6
1988-89	Worthy	2960	36.5
1989-90	Worthy	2960	37.0
1990-91	Worthy	3008	38.6
1991-92	Threatt	3070	37.4
1992-93	Threatt	2893	35.3
1993-94	Van Exel	2700	33.3
1994-95	Van Exel	2944	36.8
1995-96	Campbell	2699	32.9
1996-97	Jones	2998	37.5
1997-98	Jones	2910	36.4
1998-99	Bryant	1896	37.9
1999-00	O'Neal	3163	40.0
2000-01	O'Neal	2924	39.5
2001-02	Bryant	3063	38.3
2002-03	Bryant	3401	41.5
2003-04	Payton	2825	34.5
2004-05	Atkins	2903	35.4
2005-06	Bryant	3277	41.0
2006-07	Bryant	3140	40.8

## MINUTES PLAYED (CONTINUED)

		MIN	AVG
2007-08	Bryant	3192	38.9
2008-09	Gasol	2999	37.0
2009-10	Bryant	2835	38.8
2010-11	Gasol	3037	37.0
2011-12	Gasol	2430	37.4
2012-13	Bryant	3013	38.6
2013-14	Meeks	2556	33.2
2014-15	Johnson	2245	29.5
2015-16	Clarkson	2552	32.3
2016-17	Clarkson	2397	29.2
2017-18	Caldwell-Pope	2458	33.2

(Based on total minutes)

## 3-POINT FIELD GOAL %

		3FG	3FGA	PCT
1979-80	Cooper	5	20	.250^
1980-81	Holland	1	3	.333^
1981-82	Nixon	3	12	.250^
1982-83	Worthy	1	4	.250^
1983-84	Cooper	38	121	.314
1984-85	Scott	26	60	.433*
1985-86	Cooper	63	163	.387
1986-87	Scott	65	149	.436
1987-88	Scott	62	179	.346
1988-89	Scott	77	193	.399
1989-90	Scott	93	220	.423
1990-91	Scott	71	219	.324
1991-92	Scott	54	157	.344
1992-93	Peeler	46	118	.390^
1993-94	Van Exel	123	364	.338
1994-95	Peeler	84	216	.389
1995-96	Peeler	105	254	.413
1996-97	Jones	152	389	.391
1997-98	Van Exel	123	316	.389
1998-99	Rice	53	135	.393
1999-00	Rice	84	229	.367
2000-01	Penberthy	55	139	.396
2001-02	Fisher	144	349	.413
2002-03	Fisher	85	212	.401
2003-04	George	65	186	.349
2004-05	Cook	78	199	.392
2005-06	Odom	80	215	.372
2006-07	Vujacic	60	161	.373
2007-08	Vujacic	118	270	.437
2008-09	Radmanovic	60	136	.441
2009-10	Farmer	86	229	.376
2010-11	Fisher	63	159	.396
2011-12	Blake	53	158	.335
2012-13	Nash	57	130	.438
2013-14	Meeks	162	404	.401
2014-15	Ellington	90	243	.370
2015-16	Russell	130	370	.351
2016-17	Young	170	421	.404
2017-18	Caldwell-Pope	159	415	.383

(Annual NBA league leader minimums apply; \*minimum not met team-wide)

## TEAM SCORING

1997-98	105.5
1985-86	117.3
1971-72	121.0
1965-66	119.5
1948-49	84.0

## TEAM REBOUNDING

2008-09	43.9
1999-00	47.0
1972-73	55.6
1971-72	56.4

## TEAM ASSISTS

1979-80	29.4
1971-72	27.2
1965-66	24.2

## TEAM BLOCKED SHOTS

1996-97	7.01
1975-76	6.44
1973-74	7.96

## TEAM STEALS

Have never led NBA

## TEAM FIELD GOAL %

1998-99	.468
1988-89	.502
1985-86	.522
1984-85	.545
1983-84	.532
1982-83	.528
1979-80	.529
1978-79	.517
1977-78	.487
1968-69	.467
1967-68	.477

## TEAM FREE THROW %

1965-66	.773
1964-65	.763
1963-64	.766
1955-56	.786
1953-54	.731

## FEWEST TURNSOVERS

Have never led NBA

\* Denotes NBA Leader / ^ Based on per-game average while meeting annual NBA league leader minimums

# LAKERS YEARLY NBA RANKINGS / RECORD BY MONTH

OVERALL									HOME									ROAD									SEASON-BY-SEASON RECORD BY MONTH							
YEAR	W	L	RNK	W	L	RNK	W	L	RNK	YEAR	OCT	NOV	DEC	JAN	FEB	MAR	APR	MAY																
1948-49	44	16	(2)	26	3	(1)	16	13	(2)	1948-49	-	10-4	7-5	10-1	10-3	7-3	-	-																
1949-50	51	17	(2)	30	1	(2)	18	16	(2)	1949-50	-	9-4	11-6	13-3	12-1	6-3	-	-																
1950-51	44	24	(1)	29	3	(1)	12	21	(1)	1950-51	-	7-6	10-6	13-3	9-5	5-4	-	-																
1951-52	40	26	(2)	21	5	(3)	13	19	(3)	1951-52	-	9-3	7-7	13-5	6-8	5-3	-	-																
1952-53	48	22	(1)	24	2	(2)	16	15	(2)	1952-53	-	12-4	11-3	9-6	11-5	5-4	-	-																
1953-54	46	26	(1)	21	4	(2)	13	15	(2)	1953-54	0-2	12-2	7-6	11-5	13-7	3-4	-	-																
1954-55	40	32	(3)	18	6	(5)	10	14	(1)	1954-55	1-1	4-3	10-7	10-10	10-8	5-3	-	-																
1955-56	33	39	(6)	13	12	(6)	6	21	(8)	1955-56	-	4-9	5-10	11-8	7-7	6-5	-	-																
1956-57	34	38	(5)	18	13	(7)	9	22	(5)	1956-57	0-2	8-6	6-10	6-10	7-10	7-0	-	-																
1957-58	19	53	(8)	13	17	(8)	4	22	(8)	1957-58	0-2	3-12	5-10	5-11	4-15	2-3	-	-																
1958-59	33	39	(5)	15	7	(3)	9	17	(5)	1958-59	2-2	7-9	3-9	7-11	10-5	4-3	-	-																
1959-60	25	50	(7)	9	13	(6)	9	22	(6)	1959-60	1-3	5-11	5-10	3-9	7-14	4-3	-	-																
1960-61	36	43	(5)	16	12	(7)	8	20	(5)	1960-61	1-5	10-6	4-12	8-9	9-8	4-3	-	-																
1961-62	54	26	(2)	26	5	(1)	18	13	(2)	1961-62	5-1	10-5	15-5	11-4	9-8	4-3	-	-																
1962-63	53	27	(2)	27	7	(4)	20	17	(2)	1962-63	3-4	12-3	11-4	15-1	9-8	3-7	-	-																
1963-64	42	38	(5)	24	12	(4)	15	21	(5)	1963-64	3-2	10-6	10-5	8-9	5-13	6-3	-	-																
1964-65	49	31	(2)	25	13	(3)	21	16	(2)	1964-65	4-2	10-4	7-9	10-6	9-6	9-4	-	-																
1965-66	45	35	(3)	28	11	(5)	13	21	(3)	1965-66	4-3	10-7	9-8	8-7	7-6	7-4	-	-																
1966-67	36	45	(6)	21	18	(7)	12	20	(3)	1966-67	2-6	6-8	5-9	8-9	10-6	5-7	-	-																
1967-68	52	30	(4)	30	11	(4)	18	19	(5)	1967-68	5-2	7-8	10-7	7-7	13-3	10-3	-	-																
1968-69	55	27	(2)	32	9	(2)	21	18	(3)	1968-69	4-3	11-4	13-5	9-5	8-7	10-3	-	-																
1969-70	46	36	(5)	27	14	(5)	17	21	(5)	1969-70	5-2	6-10	6-8	12-4	9-9	8-3	-	-																
1970-71	48	34	(4)	30	11	(3)	17	22	(9)	1970-71	4-3	8-5	10-7	9-7	13-4	4-8	-	-																
1971-72	69	13	(1)	36	5	(1)	31	7	(1)	1971-72	6-3	14-0	16-0	8-4	13-0	12-2	-	-																
1972-73	60	22	(2)	30	11	(4)	28	11	(2)	1972-73	7-3	12-0	10-4	11-4	9-7	11-4	-	-																
1973-74	47	35	(6)	30	11	(5)	17	24	(8)	1973-74	7-3	9-4	6-11	7-4	8-8	10-5	-	-																
1974-75	30	52	(17)	21	20	(16)	9	32	(16)	1974-75	3-3	5-9	7-9	4-8	3-11	8-8	0-4	-																
1975-76	40	42	(9)	31	10	(3)	9	32	(14)	1975-76	3-2	11-5	7-8	3-10	7-6	7-9	2-2	-																
1976-77	53	29	(1)	37	4	(1)	15	25	(3)	1976-77	3-3	8-5	10-5	11-3	6-6	11-5	4-2	-																
1977-78	45	37	(7)	29	12	(7)	16	25	(4)	1977-78	2-5	6-8	8-5	7-7	9-4	10-6	3-2	-																
1978-79	47	35	(6)	31	10	(4)	16	25	(7)	1978-79	4-4	11-3	8-7	9-6	7-4	5-8	3-3	-																
1979-80	60	22	(2)	37	4	(1)	23	18	(2)	1979-80	7-3	9-6	12-4	10-4	9-2	13-3	-	-																
1980-81	54	28	(5)	30	11	(6)	24	17	(4)	1980-81	9-2	9-6	8-7	10-3	8-4	10-6	-	-																
1981-82	57	25	(3)	30	11	(6)	27	14	(2)	1981-82	0-1	12-4	12-2	7-5	10-5	8-6	8-2	-																
1982-83	58	24	(2)	33	8	(2)	25	16	(2)	1982-83	0-1	12-3	12-3	10-3	6-6	13-3	5-5	-																
1983-84	54	28	(2)	28	13	(13)	26	15	(2)	1983-84	2-0	10-4	7-6	8-6	11-4	11-4	5-4	-																
1984-85	62	20	(2)	36	5	(1)	26	15	(2)	1984-85	1-2	11-4	10-4	9-6	11-2	13-1	7-1	-																
1985-86	62	20	(2)	35	6	(3)	27	14	(1)	1985-86	3-0	11-2	11-3	10-5	8-5	14-3	5-2	-																
1986-87	65	17	(1)	37	4	(2)	28	13	(1)	1986-87	-	12-2	10-4	12-4	10-4	13-1	8-2	-																
1987-88	62	20	(1)	36	5	(1)	26	15	(1)	1987-88	-	9-2	11-4	13-2	12-1	8-7	9-4	-																
1988-89	57	25	(2)	35	6	(3)	22	19	(2)	1988-89	-	10-3	9-7	11-3	7-4	11-4	9-4	-																
1989-90	63	19	(1)	37	4	(1)	26	15	(1)	1989-90	-	11-2	10-4	10-5	10-2	12-4	10-2	-																
1990-91	58	24	(3)	33	8	(5)	25	16	(3)	1990-91	-	7-5	10-4	15-2	9-4	10-6	7-3	-																
1991-92	43	39	(12)	24	17	(18)	19	22	(7)	1991-92	-	11-4	6-8	10-4	3-10	9-6	4-7	-																
1992-93	39	43	(17)	20	21	(19)	19	22	(9)	1992-93	-	7-4	8-7	7-9	6-4	6-11	5-8	-																
1993-94	33	49	(17)	21	20	(17)	12	29	(18)	1993-94	-	5-9	4-10	5-7	6-7	10-6	3-10	-																
1994-95	48	34	(9)	29	12	(7)	19	22	(8)	1994-95	-	8-6	9-3	9-5	8-5	10-7	4-8	-																
1995-96	53	29	(6)	30	11	(7)	23	18	(4)	1995-96	-	7-7	9-8	9-3	10-2	10-5	8-4	-																
1996-97	56	26	(7)	31	10	(4)	25	16	(7)	1996-97	-	11-6	11-3	11-3	6-6	9-5	8-3	-																
1997-98	61	21	(3)	33	8	(4)	28	13	(1)	1997-98	1-0	12-2	10-5	9-4	7-5	13-4	9-1	-																
1998-99	31	19	(7)	18	7	(7)	13	12	(6)	1998-99	-	-	-	-	9-6	12-5	7-8	3-0																
1999-00	67	15	(1)	36	5	(1)	31	10	(1)	1999-00	-	11-4	14-1	9-5	12-1	15-1	6-3	-																
2000-01	56	26	(2)	31	10	(3)	25	16	(2)	2000-01	1-0	10-5	11-5	6-6	9-3	11-6	8-1	-																
2001-02	58	24	(2)	34	7	(2)	27	14	(1)	2001-02	1-0	13-1	7-5	10-6	8-5	13-4	6-3	-																
2002-03	50	32	(5)	31	10	(7)	19	22	(7)	2002-03	0-2	6-9	7-8	8-4	11-3	11-5	7-1	-																
2003-04	56	26	(4)	34	7	(2)	22	19	(5)	2003-04	1-0	13-3	7-4	6-9	11-4	13-3	5-3	-																
2004-05	34	48	(21)	22	19	(22)	12	29	(20)	2004-05	-	9-6	6-6	8-7	5-8	5-11	1-10	-																
2005-06	45	37	(10)	27	14	(9)	18	23	(13)	2005-06	-	5-8	10-6	9-6	5-8	10-7	6-2	-																
2006-07	42	40	(12)	25	16	(13)	17	24	(10)	2006-07	1-0	9-5	10-6	8-7	5-7	5-9	4-6	-																
2007-08	57	25	(3)	30	11	(8)	27	14	(2)	2007-08	0-1	9-6	10-4	9-5	13-2	9-6	7-1	-																
2008-09	65	17	(2)	36	5	(2)	29	12	(1)	2008-09	2-0	12-1	11-4	12-4	11-2	10-5	7-1	-																
2009-10	57	25	(3)	34	7	(2)	23	18	(6)	2009-10	1-1	12-12	12-3	12-5	8-4	9-6	3-4	-																
2010-11	57	25	(4)	30	11	(5)	27	14	(3)	2010-11	3-0	10-5	10-5	10-5	9-4	12-1	3-5	-																
2011-12	41	25	(5)	26	7	(3)	15	18	(11)	2011-12	-	-	3-2	10-7	8-5	11-6	9-5	-																
2012-13	45	37	(11)	29	12	(10)	16	25	(15)	2012-13	0-2	8-6	7-7	5-11	9-4	9-6	7-1	-																
2013-14	27	55	(25)	14	27	(28)	13	28	(22)	2013-14	1-1	8-7	4-11	3-12	4-8	5-9	2-7	-																
2014-15	21	61	(27)	12	29	(27)	9	32	(27)	2014-15	0-3	4-10	6-9	3-12	3-7	4-12	1-8	-																
2015-16	17	65	(29)	12	29	(29)	5	36	(29)	2015-16	0-2	2-12	4-13	3-14	2-8	5-10	1-6	-																
2016-17	26	56	(28)	17	24	(27)	9	32	(28)	2016-17	1-2	9-8	2-14	5-10	2-8	2-12	5-2	-																
2017-18	35	47	(21)	20	21	(21)	15	26	(17)	2017-18	3-4	5-9	3-11	8-7	7-8	7-8	2-5	-																

## ALL-TIME NEUTRAL COURT RECORD

1948-49:	2-0	1957-58:	2-14	1966-67:	3-7
1949-50:	3-0	1958-59:	9-15	1967-68:	4-0
1950-51:	3-0	1959-60:	7-15	1968-69:	2-0
1951-52:	6-2	1960-61:	12-11	1969-70:	2-1
1952-53:	8-5	1961-62:	10-8	1970-71:	1-1
1953-54:	12-7	1962-63:	6-3	1971-72:	2-1
1954-55:	12-12	1963-64:	3-5	1972-73:	2-0
1955-56:	14-6	1964-65:	3-2		
1956-57:	7-3	1965-66:	4-3		

## MONTHLY TOTALS

	Minneapolis	Los Angeles	Total
October	4-12 (250)	113-86 (567)	117-98 (544)
November	90-73 (552)	515-288 (641)	605-361 (626)
December	87-89 (494)	495-348 (587)	582-437 (571)
January	111-82 (575)	494-339 (593)	605-421 (590)
February	106-88 (546)	471-310 (603)	577-398 (592)
March	59-38 (608)	525-319 (622)	584-357 (620)
April	-	223-165 (575)	223-165 (575)
May	-	3-0 (1,000)	3-0 (1,000)

\* Neutral court games included in overall records only



## LAKERS RANKED IN NBA TOP 10 BY SEASON

SCORING				REBOUNDS				ASSISTS			
RANK	YEAR	AVG.	RANK	YEAR	AVG.	RANK	YEAR	AVG.	RANK	YEAR	AVG.
G. Mikán	1st	1948-49	28.3	G. Mikán	2nd	1950-51	14.1	G. Mikán	8th	1948-49	3.6
J. Pollard	10th	1948-49	14.8	V. Mikkelsen	6th	1950-51	10.2	J. Pollard	8th	1949-50	3.8
G. Mikán	1st	1949-50	27.4	G. Mikán	1st	1951-52	13.5	S. Martin	10th	1951-52	3.8
J. Pollard	10th	1949-50	14.7	V. Mikkelsen	9th	1951-52	10.3	S. Martin	5th	1954-55	5.9
G. Mikán	1st	1950-51	28.4	G. Mikán	1st	1952-53	14.4	S. Martin	3rd	1955-56	6.2
G. Mikán	2nd	1951-52	23.8	G. Mikán	2nd	1953-54	14.3	E. Baylor	9th	1958-59	4.1
J. Pollard	10th	1951-52	15.5	C. Lovellette	5th	1954-55	11.5	R. Hundley	8th	1959-60	4.6
G. Mikán	2nd	1952-53	20.6	V. Mikkelsen	9th	1954-55	10.0	E. Baylor	8th	1960-61	5.1
V. Mikkelsen	9th	1952-53	15.0	C. Lovellette	3rd	1955-56	14.0	R. Hundley	10th	1960-61	4.4
G. Mikán	4th	1953-54	18.1	C. Lovellette	5th	1956-57	13.5	J. West	6th	1961-62	5.4
C. Lovellette	7th	1954-55	18.7	W. Dukes	8th	1956-57	11.2	F. Selvy	7th	1961-62	4.8
V. Mikkelsen	7th	1954-55	18.7	L. Foust	7th	1957-58	12.2	E. Baylor	6th	1962-63	4.8
C. Lovellette	4th	1955-56	21.5	V. Mikkelsen	10th	1957-58	11.2	J. West	3rd	1963-64	5.6
C. Lovellette	7th	1956-57	20.8	E. Baylor	3rd	1958-59	15.0	J. West	6th	1964-65	4.9
D. Garmaker	10th	1956-57	16.3	E. Baylor	4th	1959-60	16.4	E. Baylor	8th	1964-65	3.8
E. Baylor	4th	1958-59	24.9	E. Baylor	4th	1960-61	19.8	J. West	5th	1965-66	6.1
E. Baylor	3rd	1959-60	29.6	E. Baylor	5th	1961-62	18.6	W. Hazzard	8th	1965-66	4.9
E. Baylor	2nd	1960-61	34.8	E. Baylor	5th	1962-63	14.3	J. West	4th	1966-67	6.8
E. Baylor	2nd	1961-62	38.3	E. Baylor	9th	1964-65	12.8	J. West	4th	1969-70	7.5
J. West	5th	1961-62	30.8	D. Imhoff	8th	1866-67	13.3	J. West	1st	1971-72	9.7
E. Baylor	2nd	1962-63	34.0	W. Chamberlain	1st	1968-69	21.1	G. Goodrich	9th	1974-75	5.8
J. West	6th	1962-63	27.1	W. Chamberlain	1st	1970-71	18.2	G. Goodrich	9th	1975-76	5.6
J. West	3rd	1963-64	28.7	W. Chamberlain	1st	1971-72	19.2	N. Nixon	4th	1977-78	6.8
E. Baylor	6th	1963-64	25.4	W. Chamberlain	1st	1972-73	18.6	N. Nixon	3rd	1978-79	9.0
J. West	2nd	1964-65	31.0	H. Hairston	5th	1973-74	13.5	N. Nixon	4th	1979-80	7.8
E. Baylor	4th	1964-65	27.1	H. Hairston	6th	1974-75	12.8	E. Johnson	7th	1979-80	7.3
J. West	2nd	1965-66	31.3	K.Abdul-Jabbar	1st	1975-76	16.9	N. Nixon	2nd	1980-81	8.8
J. West	3rd	1966-67	28.7	K.Abdul-Jabbar	2nd	1976-77	13.3	E. Johnson	2nd	1981-82	9.5
E. Baylor	4th	1966-67	26.6	K.Abdul-Jabbar	7th	1977-78	12.9	E. Johnson	1st	1982-83	10.5
E. Baylor	3rd	1967-68	26.0	K.Abdul-Jabbar	2nd	1978-79	12.8	E. Johnson	1st	1983-84	13.1
E. Baylor	3rd	1968-69	24.8	K.Abdul-Jabbar	8th	1979-80	10.8	E. Johnson	2nd	1984-85	12.6
J. West	1st	1969-70	31.2	K.Abdul-Jabbar	6th	1980-81	10.3	E. Johnson	1st	1985-86	12.6
G. Goodrich	5th	1971-72	25.9	S. O'Neal	8th	1998-99	10.7	E. Johnson	1st	1986-87	12.2
J. West	6th	1971-72	25.8	S. O'Neal	2nd	1999-00	13.6	E. Johnson	2nd	1987-88	11.9
G. Goodrich	8th	1972-73	23.9	S. O'Neal	3rd	2000-01	12.7	E. Johnson	2nd	1988-89	12.8
G. Goodrich	4th	1973-74	25.3	L. Odum	7th	2007-08	10.6	E. Johnson	2nd	1989-90	11.5
G. Goodrich	8th	1974-75	22.6	P. Gasol	8th	2008-09	9.6	E. Johnson	2nd	1990-91	12.5
K. Abdul-Jabbar	2nd	1975-76	27.7	P. Gasol	6th	2010-11	10.2	N. Van Exel	6th	1994-95	8.3
K. Abdul-Jabbar	3rd	1976-77	26.2	A. Bynum	3rd	2011-12	11.8	N. Van Exel	8th	1996-97	8.5
K. Abdul-Jabbar	4th	1977-78	25.8	P. Gasol	7th	2011-12	10.4				
K. Abdul-Jabbar	8th	1978-79	23.8	D. Howard	1st	2012-13	12.4				
K. Abdul-Jabbar	6th	1979-80	24.8	J. Randle	10th	2015-16	10.2				
K. Abdul-Jabbar	6th	1981-82	23.9								
K. Abdul-Jabbar	10th	1985-86	23.4								
E. Johnson	10th	1986-87	23.9								
S. O'Neal	2nd	1997-98	28.3	<b>BLOCKS</b>	<b>RANK</b>	<b>YEAR</b>	<b>AVG.</b>	<b>STEALS</b>	<b>RANK</b>	<b>YEAR</b>	<b>AVG.</b>
S. O'Neal	2nd	1998-99	26.3	E. Smith	2nd	1974-75	2.92	L. Allen	8th	1974-75	2.06
S. O'Neal	1st	1999-00	29.7	K. Abdul-Jabbar	1st	1975-76	4.12	N. Nixon	2nd	1978-79	2.45
S. O'Neal	3rd	2000-01	28.7	K. Abdul-Jabbar	2nd	1976-77	3.18	E. Johnson	5th	1979-80	2.43
K. Bryant	4th	2000-01	28.5	K. Abdul-Jabbar	2nd	1977-78	2.98	E. Johnson	1st	1980-81	3.43
S. O'Neal	2nd	2001-02	27.2	K. Abdul-Jabbar	1st	1978-79	3.95	E. Johnson	1st	1981-82	2.67
K. Bryant	6th	2001-02	25.2	K. Abdul-Jabbar	1st	1979-80	3.41	E. Johnson	8th	1982-83	2.23
K. Bryant	2nd	2002-03	30.0	K. Abdul-Jabbar	3rd	1980-81	2.85	E. Johnson	5th	1983-84	2.24
S. O'Neal	4th	2002-03	27.5	K. Abdul-Jabbar	3rd	1981-82	2.72	S. Threatt	9th	1991-92	2.05
K. Bryant	4th	2003-04	27.0	K. Abdul-Jabbar	9th	1982-83	2.15	E. Jones	6th	1994-95	2.05
K. Bryant	2nd	2004-05	24.6	K. Abdul-Jabbar	9th	1983-84	1.79	E. Jones	8th	1995-96	1.84
K. Bryant	1st	2005-06	35.4	K. Abdul-Jabbar	10th	1984-85	2.05	E. Jones	4th	1996-97	2.36
K. Bryant	1st	2006-07	31.6	V. Divac	7th	1995-95	2.18	E. Jones	6th	1997-98	2.00
K. Bryant	2nd	2007-08	28.3	E. Campbell	6th	1995-96	2.59	K. Bryant	6th	2002-03	2.21
K. Bryant	3rd	2008-09	26.8	S. O'Neal	3rd	1996-97	2.88	K. Bryant	10th	2005-06	1.84
K. Bryant	4th	2009-10	27.0	S. O'Neal	8th	1997-98	2.40	K. Bryant	9th	2007-08	1.84
K. Bryant	5th	2010-11	25.3	S. O'Neal	3rd	1999-00	3.03	T. Ariza	9th	2008-09	1.67
K. Bryant	2nd	2011-12	27.9	S. O'Neal	4th	2000-01	2.76				
K. Bryant	3rd	2012-13	27.3	S. O'Neal	10th	2001-02	2.04				
				S. O'Neal	6th	2002-03	2.37				
				S. O'Neal	6th	2003-04	2.48				
				P. Gasol	8th	2009-10	1.74				
				A. Bynum	6th	2010-11	1.96				
				A. Bynum	6th	2011-12	1.93				
				D. Howard	5th	2012-13	2.45				

# HOME ATTENDANCE RECORDS (LOS ANGELES ERA ONLY)

REGULAR SEASON				PLAYOFFS			TOTALS		
Season	G	Attendance	Average	G	Attendance	Average	G	Attendance	
Average									
1960-61	30	151344	5,045	6	36,280	6,047	36	187,624	5,211
1961-62	31	190,321	6,139	6	66,761	11,127	37	257,082	6,948
1962-63	34	285,462	8,396	7	97,783	13,969	41	383,245	9,347
1963-64	36	322,331	8,954	2	25,590	12,795	38	347,921	9,156
1964-65	38	392,004	10,316	5	70,246	14,049	43	462,250	10,750
1965-66	39	426,467	10,935	7	101,323	14,475	46	527,790	11,474
1966-67	39	435,008	11,154	1	11,597	11,597	40	447,265	11,182
1967-68	41	421,326	10,276	8	100,757	12,595	49	522,083	10,665
1968-69	41	483,262	11,787	10	169,958	16,096	51	644,220	12,632
1969-70	41	536,513	13,086	9	154,562	17,174	50	691,165	13,823
1970-71	41	566,108	13,808	6	90,474	15,079	47	656,582	13,970
1971-72	41	668,340	16,301	8	140,400	17,505	49	808,380	16,498
1972-73	41	664,872	16,216	10	173,697	17,370	51	838,569	16,443
1973-74	41	603,145	14,711	2	35,010	17,505	43	638,155	14,841
1974-75	41	474,287	11,567	-	-	-	41	474,287	11,567
1975-76	41	524,976	12,804	-	-	-	41	524,976	12,804
1976-77	41	501,434	12,230	6	100,783	16,797	47	602,217	12,813
1977-78	41	534,017	13,025	1	15,051	15,051	42	549,068	13,073
1978-79	41	482,611	11,771	3	47,411	15,803	44	530,022	12,046
1979-80	41	582,882	14,217	9	149,865	16,652	50	732,747	14,655
1980-81	41	538,537	13,135	3	46,451	15,483	44	584,988	13,295
1981-82	41	605,367	14,765	7	113,173	16,167	48	718,540	14,969
1982-83	41	648,244	15,810	8	131,952	16,494	49	780,196	15,922
1983-84	41	622,398	15,180	11	172,124	15,648	52	794,552	15,279
1984-85	41	613,826	14,971	11	183,361	16,669	52	797,187	15,331
1985-86	41	689,905	16,828	8	140,040	17,505	49	829,945	16,938
1986-87	41	681,707	16,627	10	174,842	17,484	51	856,549	16,795
1987-88	41	714,477	17,426	14	245,070	17,505	55	959,547	17,446
1988-89	41	717,349	17,496	8	140,040	17,505	49	857,389	17,498
1989-90	41	712,498	17,378	5	87,525	17,505	46	800,023	17,392
1990-91	41	697,185	17,005	11	192,555	17,505	52	889,740	17,110
1991-92	41	699,240	17,055	1	16,690	16,690	42	715,930	17,046
1992-93	41	633,655	15,455	2	35,010	17,505	43	668,665	15,550
1993-94	41	545,915	13,315	-	-	-	41	545,915	13,315
1994-95	41	591,125	14,418	5	87,525	17,505	46	678,650	14,753
1995-96	41	649,634	15,845	2	35,010	17,505	43	684,644	15,922
1996-97	41	697,132	17,003	4	70,020	17,505	45	767,152	17,048
1997-98	41	691,994	16,878	6	105,030	17,505	47	797,024	16,958
1998-99	25	430,007	17,200	4	70,020	17,505	29	500,027	17,242
1999-00	41	771,410	18,815	13	246,961	18,997	54	1,018,371	18,859
2000-01	41	776,336	18,935	8	151,976	18,997	49	928,312	18,845
2001-02	41	778,877	18,997	10	189,970	18,997	51	968,847	18,997
2002-03	41	777,888	18,973	6	113,982	18,997	47	891,870	18,976
2003-04	41	777,757	18,970	11	208,967	18,997	52	986,724	18,975
2004-05	41	770,494	18,793	-	-	-	41	770,494	18,793
2005-06	41	774,189	18,883	3	56,991	18,997	44	831,180	18,890
2006-07	41	778,415	18,986	2	37,994	18,997	43	816,409	18,986
2007-08	41	778,877	18,997	11	208,967	18,997	52	987,844	18,997
2008-09	41	778,877	18,997	12	227,964	18,997	53	1,006,841	18,997
2009-10	41	778,877	18,997	12	227,964	18,997	53	1,006,841	18,997
2010-11	41	778,877	18,997	5	94,985	18,997	46	873,862	18,997
2011-12	33	626,901	18,997	6	113,982	18,997	39	740,883	18,997
2012-13	41	778,877	18,997	2	37,994	18,997	43	816,871	18,997
2013-14	41	771,974	18,829	-	-	-	41	771,974	18,829
2014-15	41	768,244	18,738	-	-	-	41	768,244	18,738
2015-16	41	778,877	18,997	-	-	-	41	778,877	18,997
2016-17	41	776,917	18,949	-	-	-	41	776,917	18,949
2017-18	41	776,328	18,935	-	-	-	41	776,328	18,935
<b>TOTALS</b>	<b>2,314</b>	<b>36,025,897</b>	<b>15,569</b>	<b>327</b>	<b>5,543,323</b>	<b>16,952</b>	<b>2,641</b>	<b>41,570,082</b>	<b>15,740</b>



## ALL-TIME OVERTIME RECORD (LOS ANGELES ONLY)

### 1960-61 (1-1)

W	Nov. 25	@	Detroit	141-128	
L	Mar. 7	@	St. Louis	136-137	(2 OT)

### 1961-62 (7-0)

W	Dec. 6	vs.	Syracuse	123-121	
W	Dec. 8	@	Philadelphia	151-147	(3 OT)
W	Dec. 13	vs.	St. Louis	137-136	
W	Jan. 21	@	Chicago	112-111	
W	Jan. 31	@	Detroit	123-122	
W	Feb. 5	@	Cincinnati	134-128	
W	Feb. 23	@	Chicago	124-117	

### 1962-63 (3-2)

L	Nov. 11	vs.	Chicago	105-109	
W	Dec. 8	@	Cincinnati	131-128	
W	Jan. 6	@	Cincinnati	120-119	
L	Feb. 16	vs.	San Francisco	118-122	(2 OT)
W	Mar. 16	vs.	San Francisco	111-105	

### 1963-64 (1-2)

W	Jan. 4	vs.	Boston	125-118	
L	Feb. 12	vs.	Boston	97-104	
L	Feb. 29	@	St. Louis	114-115	

### 1964-65 (4-0)

W	Nov. 12	@	New York	132-123	
W	Dec. 16	@	Detroit	126-120	
W	Jan. 29	vs.	Cincinnati	137-133	(2 OT)
W	Mar. 11	vs.	Baltimore	121-116	

### 1965-66 (1-1)

W	Feb. 9	@	Baltimore	123-116	
L	Mar. 8	@	New York	132-133	

### 1966-67 (2-3)

L	Nov. 10	vs.	Detroit	132-133	
W	Dec. 7	vs.	St. Louis	130-128	
L	Jan. 18	vs.	St. Louis	121-123	
L	Jan. 22	@	Boston	120-121	
W	Feb. 25	@	St. Louis	134-133	

### 1967-68 (3-2)

W	Dec. 5	@	Philadelphia	128-122	
L	Jan. 6	@	Baltimore	127-130	
W	Feb. 13	@	Baltimore	119-116	
L	Feb. 17	vs.	Philadelphia	134-135	(2 OT)
W	Mar. 9	@	San Francisco	137-132	

### 1968-69 (5-2)

W	Nov. 5	@	Chicago	112-109	
W	Feb. 1	@	San Francisco	106-101	
W	Dec. 30	@	San Diego	131-126	
L	Feb. 2	vs.	San Francisco	117-122	(3 OT)
W	Feb. 25	vs.	Seattle	114-111	
W	Mar. 7	vs.	Boston	105-99	
L	Mar. 19	@	Cincinnati	128-136	

### 1969-70 (2-3)

W	Oct. 21	@	Baltimore	142-137	
L	Nov. 30	vs.	Chicago	114-116	
L	Jan. 10	@	Chicago	112-116	
W	Jan. 24	@	Seattle	122-121	
L	Feb. 7	@	Phoenix	117-121	

### 1970-71 (0-3)

L	Oct. 17	@	Baltimore	116-118	
L	Dec. 15	@	Buffalo	111-113	
L	Jan. 2	@	San Diego	108-109	

### 1971-72 (2-1)

W	Dec. 10	vs.	Phoenix	126-117	
L	Feb. 22	vs.	Detroit	134-135	
W	Feb. 27	vs.	Chicago	123-118	

### 1972-73 (1-2)

L	Dec. 1	vs.	Atlanta	109-114	
W	Dec. 12	@	Chicago	106-105	
L	Feb. 7	@	Boston	112-113	

### 1973-74 (0-3)

L	Dec. 11	@	Cleveland	100-101	
L	Jan. 22	vs.	Cleveland	110-111	
L	Feb. 5	@	Houston	112-116	

### 1974-75 (4-1)

W	Dec. 1	vs.	Phoenix	111-105	
W	Jan. 5	vs.	Washington	112-109	
W	Feb. 5	@	Philadelphia	113-110	(2 OT)
L	Feb. 26	vs.	Portland	116-117	(2 OT)
W	Mar. 21	vs.	Seattle	112-109	

### 1975-76 (1-0)

W	Nov. 2	vs.	Atlanta	116-113	
---	--------	-----	---------	---------	--

### 1976-77 (3-2)

L	Oct. 26	vs.	Kansas City	115-117	
L	Nov. 9	@	Buffalo	116-121	
W	Dec. 18	@	Portland	115-111	
W	Jan. 11	@	Cleveland	101-99	
W	Apr. 3	vs.	Detroit	115-107	

### 1977-78 (2-3)

L	Nov. 15	vs.	Cleveland	95-102	
W	Dec. 11	vs.	Buffalo	124-119	
L	Feb. 1	@	Boston	100-103	
W	Feb. 3	@	New Jersey	105-99	
L	Feb. 22	@	Kansas City	122-127	

### 1978-79 (1-3)

L	Jan. 6	@	Houston	112-115	
L	Jan. 19	vs.	Houston	121-122	
W	Feb. 6	vs.	San Antonio	119-111	
L	Apr. 4	@	Kansas City	111-115	

### 1979-80 (3-2)

W	Nov. 9	vs.	Denver	126-122	
W	Nov. 16	@	Denver	135-128	
L	Jan. 29	@	Cleveland	152-154	(4 OT)
W	Feb. 8	@	New Jersey	125-120	
L	Feb. 29	vs.	Milwaukee	117-126	

### 1980-81 (2-2)

W	Oct. 15	@	Kansas City	112-107	
W	Nov. 29	@	Denver	124-123	(2 OT)
L	Mar. 28	@	Utah	110-112	
L	Mar. 29	vs.	Denver	146-148	

## ALL-TIME OVERTIME RECORD (LOS ANGELES ONLY)

### 1981-82 (2-2)

L	Oct. 30	vs.	Houston	112-113	(2 OT)
W	Nov. 15	vs.	Indiana	124-123	(2 OT)
W	Feb. 26	vs.	Philadelphia	116-114	(2 OT)
L	Mar. 4	@	New York	119-129	

### 1982-83 (1-1)

W	Nov. 3	@	Denver	135-134	
L	Jan. 5	@	Philadelphia	120-122	(2 OT)

### 1983-84 (2-1)

L	Nov. 22	vs.	Utah	126-130	
W	Jan. 10	@	Houston	136-132	
W	Mar. 9	@	Dallas	121-120	(2 OT)

### 1984-85 (1-2)

L	Dec. 11	@	Seattle	122-124	
L	Mar. 26	@	Portland	113-116	
W	Apr. 7	vs.	Portland	135-133	

### 1985-86 (4-0)

W	Oct. 26	@	San Antonio	121-116	(2 OT)
W	Dec. 4	@	Utah	131-127	
W	Feb. 23	@	Philadelphia	117-111	
W	Mar. 8	vs.	Sacramento	122-121	(2 OT)

### 1986-87 (2-0)

W	Dec. 23	@	Sacramento	127-117	
W	Feb. 22	@	Philadelphia	112-110	

### 1987-88 (2-3)

L	Nov. 22	vs.	Milwaukee	116-124	
W	Dec. 1	@	Sacramento	125-120	
L	Dec. 9	@	Washington	112-120	
L	Jan. 13	@	LA Clippers	109-110	
W	Feb. 19	@	Atlanta	126-119	

### 1988-89 (2-2)

W	Nov. 15	@	Denver	148-146	(2 OT)
W	Dec. 4	vs.	Washington	119-112	
L	Dec. 14	@	New Jersey	113-119	
L	Apr. 1	@	Denver	108-114	

### 1989-90 (3-3)

L	Dec. 1	vs.	Detroit	97-108	
W	Dec. 20	@	Minnesota	106-97	
L	Jan. 9	@	Phoenix	118-121	
W	Feb. 6	@	Portland	121-119	
L	Feb. 14	vs.	Portland	128-132	(2 OT)
W	Feb. 20	@	San Antonio	115-114	

### 1990-91 (3-3)

L	Nov. 6	vs.	Portland	123-125	
W	Nov. 15	@	Houston	108-103	
L	Dec. 12	vs.	Dallas	97-112	
W	Jan. 25	@	New Jersey	108-103	
W	Feb. 24	@	Detroit	102-96	
L	Mar. 29	vs.	Portland	105-109	

### 1991-92 (2-3)

L	Nov. 1	@	Houston	121-126	(2 OT)
W	Nov. 2	@	Dallas	114-113	
L	Nov. 5	vs.	LA Clippers	109-114	
L	Mar. 13	@	Cleveland	107-109	
W	Apr. 19	vs.	LA Clippers	109-108	

### 1992-93 (5-1)

W	Nov. 6	@	LA Clippers	114-112	
W	Nov. 20	vs.	Chicago	120-118	
W	Jan. 24	@	Washington	112-110	
W	Mar. 5	vs.	Philadelphia	101-97	
W	Feb. 8	vs.	Dallas	108-100	
L	Apr. 8	@	Golden State	116-122	

### 1993-94 (2-0)

W	Nov. 16	vs.	LA Clippers	116-114	(2 OT)
W	Apr. 6	vs.	Sacramento	128-123	

### 1994-95 (5-2)

L	Nov. 11	vs.	Denver	117-124	
W	Nov. 29	@	New Jersey	129-120	(2 OT)
L	Jan. 21	@	Philadelphia	113-117	
W	Jan. 25	vs.	New Jersey	120-116	
W	Jan. 28	@	Seattle	128-121	
W	Feb. 24	vs.	Charlotte	95-93	
W	Mar. 3	vs.	Sacramento	109-104	(2 OT)

### 1995-96 (0-0)

No Overtime Games

### 1996-97 (4-3)

W	Nov. 12	@	Houston	126-115	(2 OT)
W	Dec. 13	vs.	Portland	120-119	
L	Dec. 17	@	Chicago	123-129	
L	Jan. 18	vs.	Detroit	97-100	(2 OT)
L	Feb. 23	vs.	New York	121-127	(2 OT)
W	Mar. 16	vs.	Toronto	98-90	
W	Mar. 27	@	Vancouver	102-98	

### 1997-98 (4-1)

W	Nov. 13	@	San Antonio	109-100	
W	Nov. 14	@	Houston	113-103	(2 OT)
W	Dec. 26	vs.	LA Clippers	118-114	
L	Feb. 13	vs.	Seattle	108-113	
W	Apr. 5	@	Detroit	105-103	

### 1998-99 (1-1)

L	Feb. 22	@	Denver	113-117	
W	Apr. 20	@	Golden State	106-102	

### 1999-00 (2-2)

L	Jan. 24	@	Utah	101-105	(2 OT)
W	Feb. 18	@	Orlando	107-99	
W	Apr. 10	vs.	Seattle	106-103	
L	Apr. 19	@	San Antonio	98-103	

### 2000-01 (6-3)

W	Nov. 16	@	Sacramento	112-110	
L	Dec. 6	@	Golden State	122-125	
W	Dec. 17	@	Toronto	104-101	
W	Dec. 30	@	LA Clippers	116-114	
W	Jan. 15	vs.	Vancouver	113-112	
W	Feb. 13	@	New Jersey	113-110	
L	Mar. 9	@	San Antonio	89-93	
L	Mar. 11	vs.	Seattle	97-109	
W	Mar. 15	@	Washington	125-119	

### 2001-02 (1-2)

W	Nov. 15	@	Houston	98-97	
L	Jan. 12	@	Chicago	104-106	
L	Apr. 14	@	Portland	120-128	(2 OT)



## ALL-TIME OVERTIME RECORD (LOS ANGELES ONLY)

### 2002-03 (6-3)

W	Nov. 3	vs.	Portland	98-95	
L	Nov. 7	@	Boston	95-98	
W	Nov. 15	vs.	Golden State	96-89	
W	Nov. 29	@	Memphis	112-106	
L	Dec. 20	@	Philadelphia	104-107	
W	Dec. 22	@	Toronto	109-107	
L	Jan. 17	@	Houston	104-108	
W	Feb. 18	vs.	Houston	106-99	(2 OT)
W	Apr. 6	vs.	Phoenix	115-113	

### 2003-04 (5-0)

W	Nov. 6	@	San Antonio	120-117	(2 OT)
W	Feb. 4	@	Cleveland	111-106	
W	Mar. 15	vs.	Orlando	113-110	
W	Mar. 21	vs.	Milwaukee	104-103	
W	Apr. 14	@	Portland	105-104	(2 OT)

### 2004-05 (1-3)

L	Dec. 17	vs.	Washington	116-120	
L	Dec. 25	vs.	Miami	102-104	
W	Feb. 9	@	New Jersey	104-103	
L	Feb. 28	@	New York	115-117	

### 2005-06 (3-4)

W	Nov. 2	@	Denver	99-97	
L	Nov. 27	vs.	New Jersey	96-102	
W	Dec. 1	@	Utah	105-101	
L	Dec. 28	vs.	Memphis	99-100	
L	Jan. 19	@	Sacramento	109-118	
W	Jan. 27	vs.	Golden State	106-105	
L	Apr. 6	@	Denver	108-110	

### 2006-07 (4-6)

W	Dec. 15	vs.	Houston	112-101	(2 OT)
L	Dec. 17	vs.	Washington	141-147	
L	Dec. 29	@	Charlotte	124-133	(3 OT)
W	Jan. 4	@	Sacramento	132-128	
W	Jan. 15	vs.	Miami	124-118	
L	Jan. 26	vs.	Charlotte	97-106	
L	Jan. 28	vs.	San Antonio	94-96	
L	Mar. 6	@	Minnesota	107-117	(2 OT)
W	Mar. 16	vs.	Portland	116-111	
L	Mar. 30	vs.	Houston	104-107	

### 2007-08 (4-0)

W	Jan. 14	@	Seattle	123-121	
W	Mar. 2	vs.	Dallas	108-104	
W	Mar. 24	@	Golden State	123-119	
W	Mar. 30	vs.	Washington	126-120	

### 2008-09 (2-1)

L	Jan. 27	vs.	Charlotte	110-117	(2 OT)
W	Feb. 5	@	Boston	110-109	
W	Feb. 20	vs.	New Orleans	115-111	

### 2009-10 (4-1)

W	Nov. 3	@	Oklahoma City	101-98	
W	Nov. 4	@	Houston	103-102	
W	Dec. 16	@	Milwaukee	107-106	
W	Dec. 26	@	Sacramento	112-103	(2OT)
L	Mar. 4	@	Miami	111-114	

### 2010-11 (4-0)

W	Feb. 1	vs.	Houston	114-106	
W	Feb. 23	@	Portland	106-101	
W	Mar. 22	vs.	Phoenix	139-137	(3OT)
W	Apr. 13	@	Sacramento	116-108	

### 2011-12 (6-1)

W	Jan. 11	@	Utah	90-87	
W	Feb. 9	@	Boston	88-87	
L	Mar. 6	@	Detroit	85-88	
W	Mar. 13	@	Memphis	116-111	(2OT)
W	Mar. 14	@	New Orleans	107-101	
W	Apr. 15	vs.	Dallas	112-108	
W	Apr. 22	vs.	Oklahoma City	114-106	(2OT)

### 2012-13 (3-0)

W	Dec. 22	@	Golden State	118-115	
W	Mar. 8	vs.	Toronto	118-116	
W	Apr. 17	vs.	Houston	99-95	

### 2013-14 (0-1)

L	Jan. 20	@	Chicago	100-102	
---	---------	---	---------	---------	--

### 2014-15 (6-3)

L	Nov. 23	vs.	Denver	94-101	
W	Nov. 30	vs.	Toronto	129-122	
W	Dec. 12	@	San Antonio	112-110	
W	Jan. 29	vs.	Chicago	123-118	(2 OT)
L	Feb. 4	@	Milwaukee	105-113	
L	Feb. 6	@	Orlando	97-103	
W	Feb. 22	vs.	Boston	118-111	
W	Mar. 25	@	Minnesota	101-99	
W	Mar. 30	@	Philadelphia	113-111	

### 2015-16 (1-1)

L	Dec. 9	@	Minnesota	122-123	
W	Mar. 30	vs.	Miami	102-100	

### 2016-17 (1-0)

W	Mar. 24	vs.	Minnesota	130-119	
---	---------	-----	-----------	---------	--

### 2017-18 (3-5)

W	Oct. 25	vs.	Washington	102-99	
L	Nov. 29	vs.	Golden State	123-127	
L	Dec. 12	@	New York	109-113	
L	Dec. 18	vs.	Golden State	114-116	
L	Dec. 31	@	Houston	142-148	(2OT)
W	Jan. 13	@	Dallas	107-101	
L	Mar. 30	vs.	Milwaukee	122-124	
W	Apr. 4	vs.	San Antonio	122-112	

## ALL-TIME OVERTIME RECORDS (LOS ANGELES ERA ONLY)

Most OT Games (Season)	10	2006-07
Fewest OT Games (Season)	0	1995-96
Most OT Wins (Season)	7	1961-62
Best OT Record (Season)	7-0	1961-62
Most OT Losses (Season)	6	2006-07
Consecutive OT Games	3	1991-92
Consecutive OT Wins	7	2011-12 - 2012-13
	7	2002-03 - 2003-04
	7	1984-85 - 1986-87
	7	1961-62
Consecutive OT Losses	4	2017-18
	4	1969-70 - 1970-71
	4	1972-73 - 1973-74

Most OT Periods	4	@ Cleveland 1/29/80
Double-Overtime Record	22-15	.595
Triple-Overtime Record	2-2	.500
Quadruple-Overtime Record	0-1	.000
Overall OT Record	155-101	.605
Home OT Record	64-45	.587
Road OT Record	91-56	.619

# LAKERS OFFENSIVE STATISTICS (SEASON-BY-SEASON)

## MINNEAPOLIS

YEAR	GP	FGM	FGA	PCT	FTM	FTA	PCT	REB	AST	PF	PTS	AVG
1948-49	60	1885	5146	.366	1472	1759	.723	-	1134	1386	5042	84.0
1949-50	68	2139	5832	.367	1239	1943	.741	-	1406	1672	5717	84.1
1950-51	68	2084	5590	.373	1464	1989	.736	3409	1408	1801	5632	82.8
1951-52	66	2106	5833	.361	1436	1921	.748	3543	1389	1763	5648	85.6
1952-53	70	2166	5559	.390	1641	2221	.739	3406	1351	1917	5973	85.3
1953-54	72	2184	5803	.376	1512	2067	.731	3752	1323	1918	5880	81.7
1954-55	72	2506	6465	.388	1873	2517	.744	3865	1468	1935	6885	95.6
1955-56	72	2541	6543	.388	2066	2627	.786	4133	1689	1978	7148	99.3
1956-57	72	2584	6925	.373	2195	2899	.757	4581	1195	1887	7363	102.3
1957-58	72	2660	7192	.370	2246	3007	.747	5189	1322	1982	7566	105.1
1958-59	72	2779	7084	.392	2071	2718	.762	5149	1373	1874	7629	106.0
1959-60	75	3040	7883	.386	1965	2691	.730	5432	1444	1813	8045	107.3

## LOS ANGELES

YEAR	GP	FGM	FGA	PCT	FTM	FTA	PCT	REB	AST	PF	PTS	AVG
1960-61	79	3401	8430	.403	2204	2999	.735	5816	1872	2043	9006	114.0
1961-62	80	3552	8315	.427	2378	3240	.734	5600	1878	2057	9482	118.5
1962-63	80	3506	7948	.441	2230	2931	.761	5282	1739	1775	9242	115.5
1963-64	80	3272	7438	.440	2230	2910	.766	5025	1676	1997	8774	109.7
1964-65	80	336	7628	.437	2276	2984	.763	5231	1601	1998	8948	111.9
1965-66	80	3597	8109	.444	2363	3057	.773	5334	1936	2035	9557	119.5
1966-67	81	3786	8466	.447	2191	2917	.751	5415	1906	2168	9764	120.5
1967-68	82	3827	8031	.477	2283	3143	.726	5225	1983	2152	9937	121.1
1968-69	82	3574	7620	.469	2056	3161	.650	4749	2068	1773	9204	112.2
1969-70	82	3668	7952	.461	1991	2641	.754	4154	2030	1896	9327	113.7
1970-71	82	3739	7857	.476	1933	2717	.711	4269	2205	1709	9411	114.8
1971-72	82	3920	7998	.490	2080	2833	.734	4628	2232	1636	9920	121.0
1972-73	82	3740	7819	.478	1679	2264	.742	4562	2302	1636	9159	111.7

YEAR	FGM	FGA	PCT	FTM	FTA	PCT	OR	DR	REB	AST	PF	STL	TO	BS	PTS	AVG
1973-74	3536	7803	.453	1879	2443	.769	1365	2970	4335	2179	2032	794	1913	653	8951	109.2
1974-75	3409	7577	.450	1641	2182	.752	1312	2763	4075	2091	2079	755	1785	423	8459	103.2
1975-76	3547	7622	.465	1670	2164	.772	1132	2870	4002	1939	2025	674	1612	528	8764	106.9
1976-77	3663	7657	.478	1437	1941	.740	1177	2628	3805	2057	1867	801	1538	445	8763	106.9
1977-78	3734	7672	.487	1576	2095	.752	1136	2647	3783	2229	1964	802	1548	409	9044	110.3
1978-79	3827	7397	.517	1606	2088	.769	949	2557	3506	2338	1851	793	1569	500	9260	112.9

YEAR	FGM	FGA	PCT	FTM	FTA	PCT	3PM	3PA	PCT	OR	DR	REB	AST	PF	STL	TO	BS	PTS	AVG
1979-80	3898	7368	.529	1622	2092	.775	20	100	.200	1085	2653	3738	2413	1784	774	1639	546	9437	115.1
1980-81	3780	7382	.512	1540	2113	.729	17	94	.181	1165	2491	3656	2363	1955	808	1557	551	9117	111.2
1981-82	3919	7585	.517	1549	2161	.717	13	94	.138	1258	2505	3763	2356	1999	848	1468	517	9400	114.6
1982-83	3964	7512	.528	1495	2031	.736	10	96	.104	1235	2433	3668	2519	1931	844	1584	479	9433	115.6
1983-84	3854	7250	.532	1712	2272	.754	58	206	.281	1095	2499	3594	2454	2054	726	1578	478	9478	115.0
1984-85	3952	7254	.545	1702	2232	.763	90	295	.305	1063	2550	3613	2575	1931	695	1537	481	9696	118.2
1985-86	3834	7343	.522	1812	2329	.778	138	409	.337	1101	2555	3656	2433	2031	683	1467	419	9618	117.3
1986-87	3740	7245	.516	2012	2550	.789	164	447	.367	1127	2515	3642	2428	1853	728	1358	482	9656	117.8
1987-88	3576	7078	.505	1956	2480	.789	142	478	.297	1073	2491	3564	2347	1715	672	1318	404	9250	112.8
1988-89	3584	7143	.502	2011	2508	.802	227	667	.340	1094	2612	3706	2282	1672	724	1344	421	9406	114.7
1989-90	3434	7010	.490	1902	2417	.787	309	841	.367	1097	2460	3528	2328	1741	655	1226	445	9079	111.0
1990-91	3343	6911	.484	1805	2261	.798	226	744	.304	1078	2440	3518	2091	1524	642	1203	384	8717	106.3
1991-92	3183	6977	.456	1744	2278	.766	119	445	.267	1156	2196	3352	1803	1543	756	1089	400	8229	100.4
1992-93	3309	6994	.473	1741	2304	.756	187	626	.299	1103	2288	3391	2013	1778	782	1266	431	8546	104.2
1993-94	3291	7316	.450	1410	1967	.717	241	803	.300	1260	2204	3464	1983	1877	751	1197	461	8233	100.4
1994-95	3284	7088	.463	1523	2072	.735	525	1492	.352	1126	2316	3442	2078	1933	750	1243	563	8616	105.1
1995-96	3216	6706	.480	1529	2049	.746	477	1359	.351	995	2303	3298	2080	1702	722	1163	516	8438	102.9
1996-97	3018	6642	.454	1613	2339	.692	551	1500	.367	1092	2414	3506	1845	1818	740	1222	575	8200	100.0
1997-98	3146	6536	.481	1863	2743	.679	497	1415	.351	1079	2471	3550	2009	1859	734	1256	556	8652	105.0
1998-99	1841	3935	.468	1027	1503	.683	241	685	.352	619	1482	2101	1095	1231	389	754	287	4950	99.5
1999-00	3137	6836	.459	1469	2368	.696	344	1047	.329	1117	2738	3855	1921	1841	613	1143	534	8261	100.8
2000-01	3209	6685	.465	1594	2333	.683	439	1275	.344	1085	2583	3668	1888	1872	564	1184	490	8257	100.6
2001-02	3150	6840	.461	1494	2138	.699	510	1439	.354	1022	2607	3629	1882	1823	625	1040	478	8304	101.3
2002-03	3091	6856	.451	1562	2129	.734	486	1367	.356	1078	2554	3632	1909	1734	639	1192	470	8200	101.4
2003-04	3028	6676	.454	1631	2352	.693	365	1115	.327	1001	2535	3536	1948	1872	682	1132	379	8052	98.2
2004-05	2895	6629	.437	1661	2137	.777	644	1813	.355	1028	2511	3539	1672	1794	508	1176	344	8095	98.7
2005-06	2992	6607	.453	1618	2172	.745	552	1583	.349	970	2488	3458	1734	1894	628	1143	350	8154	99.4
2006-07	3103	6664	.466	1660	2221	.747	608	1724	.353	886	2495	3381	1850	1889	600	1273	421	8474	103.3
2007-08	3248	6818	.476	1746	2270	.769	662	1751	.378	898	2722	3620	2003	1691	654	1156	438	8904	108.6
2008-09	3307	6981	.474	1607	2087	.770	547	1516	.361	1015	2587	3602	1908	1698	718	1103	420	8768	106.9
2009-10	3144	6875	.457	1519	1985	.765	532	1562	.341	973	2662	3635	1730	1592	612	1096	400	8339	101.7
2010-11	3128	6757	.463	1541	1979	.779	524	1487	.352	989	2616	3605	1801	1555	602	1073	422	8321	101.5
2011-12	2429	5319	.457	1202	1589	.756	362	1112	.326	799	2251	3050	1485	1109	390	997	351	6322	97.7
2012-13	3041	6640	.458	1584	2289	.692	715	2015	.355	942	2732	3674	1818	1467	576	1232	429	8341	102.2
2013-14	3139	6980	.450	1390	1835	.757	774	2032	.381	745	2620	3365	2006	1627	611	1239	446	8482	103.0
2014-15	3054	7020	.435	1433	1935	.741	532	1546	.344	952	2647	3599	1715	1741	578	1086	366	8073	98.5
2015-16	2880	6956	.414	1583	2028	.781	639	2016	.317	878	2645	3523	1478	1662	593	1124	337	7852	97.4
2016-17	3242	7164	.450	1397	1853	.754	730	2110	.346	933	2636	3569	1716	1698	674	1243	320	8575	104.6
2017-18	3338	7248	.461	1364	1910	.714	822	2384	.345	876	2927	3803	1949	1736	633	1295	388	8862	108.1





# LAKERS DEFENSIVE STATISTICS (SEASON-BY-SEASON)

## MINNEAPOLIS

YEAR	GP	FGM	FGA	PCT	FTM	FTA	PCT	REB	AST	PE	PTS	AVG	DIFF
1948-49	60											76.7	+7.3
1949-50	68											75.7	+8.4
1950-51	68											77.4	+4.4
1951-52	66											79.5	+6.1
1952-53	70											79.2	+6.1
1953-54	72											78.3	+3.4
1954-55	72											94.5	+1.1
1955-56	72											100.2	-0.9
1956-57	72											103.1	-0.8
1957-58	72											111.5	-6.4
1958-59	72											107.3	-1.3
1959-60	75											111.4	-4.1

(STATISTICS NOT RECORDED BY NBA)

## LOS ANGELES

YEAR	GP	FGM	FGA	PCT	FTM	FTA	PCT	REB	AST	PE	PTS	AVG	DIFF
1960-61	79											114.1	-0.1
1961-62	80											120.0	-1.5
1962-63	80											112.4	+3.1
1963-64	80											108.7	+1.0
1964-65	80											109.9	+2.0
1965-66	80											116.4	+1.2
1966-67	81											120.2	+0.3
1967-68	82											115.6	+5.6
1968-69	82											108.1	+4.1
1969-70	82											111.8	+1.9
1970-71	82	3976	8511	.466	1567	2107	.744	4552	2076	1951	9159	111.7	+3.1
1971-72	82	3699	8553	.432	1515	1972	.768	4290	1994	1997	8913	108.7	+12.3
1972-73	82	3646	8409	.434	1167	1583	.737	4101	1963	1941	8459	103.3	+8.5

(STATISTICS NOT RECORDED BY NBA)

YEAR	FGM	FGA	PCT	FTM	FTA	PCT	OR	DR	REB	AST	STL	TO	BS	PTS	AVG	DIFF
1973-74	3667	8364	.438	1546	2044	.756	1525	2786	4311	2061	797	1719	430	8880	108.3	+0.9
1974-75	3595	7914	.454	1603	2117	.757	1422	2807	4229	2239	822	1606	442	8793	107.2	-4.0
1975-76	3515	7781	.450	1573	2148	.732	1384	2837	4221	2032	775	1564	363	8757	106.8	-0.1
1976-77	3648	7880	.452	1510	1990	.759	1348	2625	3973	1900	763	1599	362	8540	104.1	+2.8
1977-78	3797	7848	.463	1529	2050	.746	1365	2599	3964	2073	756	1570	379	8625	107.6	+2.7
1978-79	3727	7921	.484	1415	1931	.733	1288	2486	3774	2234	737	1542	359	9009	109.9	+5.0

YEAR	FGM	FGA	PCT	FTM	FTA	PCT	3PM	3PA	PCT	OR	DR	REB	AST	STL	TO	BS	PTS	AVG	DIFF
1979-80	3723	7921	.470	1430	1884	.759	78	274	.285	1312	2242	3554	2324	797	1420	382	8954	109.2	+5.9
1980-81	3581	7701	.465	1598	2158	.741	42	184	.228	1378	2274	3652	2280	754	1473	357	8802	107.3	+3.9
1981-82	3745	7679	.488	1433	2008	.714	78	213	.366	1275	2255	3530	2319	718	1483	435	9001	109.8	+4.9
1982-83	3734	7617	.490	1455	2008	.725	55	212	.259	1294	2166	3460	2389	766	1562	380	8978	109.5	+5.5
1983-84	3672	7600	.483	1763	2346	.751	63	223	.282	1253	2154	3407	2261	797	1443	376	9170	111.8	+3.8
1984-85	3665	7639	.480	1679	2244	.748	84	297	.283	1248	2078	3326	2313	756	1365	370	9093	110.9	+7.4
1985-86	3577	7450	.480	1778	2369	.751	51	247	.206	1104	2226	3330	2235	792	1330	359	8983	109.5	+7.7
1986-87	3520	7531	.467	1731	2265	.764	122	431	.283	1280	2174	3454	2232	721	1370	404	8893	108.5	+9.3
1987-88	3551	7467	.476	1538	2020	.761	131	439	.298	1175	2249	3424	2200	732	1246	390	8771	107.0	+5.8
1988-89	3541	7540	.470	1542	2051	.752	194	587	.330	1178	2222	3400	2157	752	1263	432	8818	107.5	+7.2
1989-90	3381	7247	.467	1586	2111	.751	175	519	.337	1131	2243	3385	2014	669	1200	426	8523	103.9	+6.8
1990-91	3354	7262	.462	1278	1700	.752	178	573	.311	1131	2187	3318	1998	668	1175	334	8164	99.6	+6.7
1991-92	3408	7095	.480	1329	1444	.762	174	596	.292	1234	2384	3618	2173	594	1256	389	8319	101.5	-1.1
1992-93	3438	7116	.483	1529	2050	.746	245	726	.337	1158	2411	3569	2130	686	1334	384	8650	105.5	-1.3
1993-94	3337	7008	.476	1683	2346	.717	228	723	.315	1284	2533	3817	2163	664	1344	427	8585	105.7	-4.3
1994-95	3299	7050	.468	1580	2233	.708	456	1294	.352	1283	2474	3757	2203	644	1390	489	8634	105.3	-0.2
1995-96	3118	6806	.458	1395	1891	.738	442	1203	.367	1146	2316	3462	2006	588	1334	483	8073	98.5	+4.4
1996-97	2922	6619	.441	1527	2126	.718	479	1379	.347	1110	2368	3478	1880	620	1341	388	7850	95.7	+4.3
1997-98	2984	6800	.439	1667	2281	.732	380	1071	.355	1123	2339	3462	1841	660	1281	423	8017	97.8	+7.7
1998-99	1759	3992	.441	1064	1501	.709	217	652	.332	628	1403	2031	1062	408	716	196	4799	96.0	+3.0
1999-00	2838	6824	.416	1518	2045	.742	372	1142	.326	1007	2531	3538	1597	627	1196	345	7566	92.3	+8.5
2000-01	2983	6815	.438	1595	2114	.754	413	1168	.354	981	2407	3388	1659	619	1073	324	7974	97.2	+3.4
2001-02	2872	6777	.424	1577	2072	.761	399	1259	.317	1016	2526	3542	1643	587	1148	354	7720	94.1	+7.1
2002-03	2976	6725	.443	1622	2133	.760	465	1223	.380	957	2495	3452	1753	644	1190	311	8039	98.0	+2.4
2003-04	2920	6640	.440	1472	1964	.749	420	1247	.337	922	2558	3480	1708	616	1254	308	7732	94.3	+3.9
2004-05	3141	6928	.453	1507	1931	.780	549	1522	.361	1023	2453	3476	2001	627	965	420	8338	101.7	-3.0
2005-06	2945	6547	.450	1585	2123	.747	474	1342	.353	893	2399	3292	1730	536	1158	354	7949	96.9	+2.5
2006-07	3097	6719	.461	1763	2320	.760	523	1462	.358	955	2508	3463	1793	649	1208	409	8480	103.4	-0.1
2007-08	3127	7022	.445	1501	1995	.752	554	1531	.362	988	2521	3509	1798	634	1168	368	8309	101.3	+7.3
2008-09	3050	6825	.447	1454	1931	.753	586	1700	.345	959	2440	3399	1854	635	1275	392	8140	99.3	+7.6
2009-10	3050	6840	.446	1332	1776	.750	520	1585	.328	914	2546	3460	1792	573	1159	363	7952	97.0	+4.7
2010-11	3008	6888	.437	1246	1628	.765	558	1668	.335	1002	2399	3401	1827	585	1116	372	7820	95.4	+6.1
2011-12	2942	5703	.437	901	1215	.742	443	1274	.348	758	1946	2704	1446	556	745	302	6328	95.9	+1.4
2012-13	3253	7180	.453	1167	1594	.732	613	1718	.357	947	2551	3498	1918	696	1061	396	8286	101.0	+1.2
2013-14	3440	7350	.468	1412	1942	.727	666	1843	.361	1068	2950	4018	2112	790	1164	387	8958	109.2	-6.2
2014-15	3180	6817	.466	1577	2118	.745	697	1921	.363	824	2797	3621	1966	611	1068	396	8634	105.3	-6.8
2015-16	3323	7023	.473	1420	1942	.731	700	2016	.347	897	2915	3812	2022	617	1037	458	8766	106.9	-9.6
2016-17	3405	7053	.483	1499	1966	.762	830	2245	.370	843	2801	3644	2110	698	1188	440	9139	111.5	-6.9
2017-18	3366	7374	.456	1402	2469	.346	855	2469	.346	840	2835	3675	1932	682	1170	447	8989	109.6	-1.5

# ALL-TIME NUMERICAL ROSTER

## LOS ANGELES ERA

### 00

Calvin Garrett  
Benoit Benjamin

### 0

Orlando Woolridge  
Soumalla Samake  
Andrew Goudelock  
Nick Young  
Kyle Kuzma

### 1

Earl Jones  
Wes Matthews  
Anthony Peeler  
Maurice Carter  
Caron Butler  
William "Smush" Parker  
Javaris Crittenton  
Jordan Farmar  
Joe Smith  
Darius Morris  
D'Angelo Russell

### 2

Kenny Carr  
Rory Sparrow  
Anthony Miller  
Derek Fisher  
Aaron McKie  
Elias Harris  
MarShon Brooks  
Wayne Ellington  
Brandon Bass  
Lonzo Ball

### 3

Elmore Smith  
Jeff Lamp  
Jay Vincent  
Sedale Threatt  
Devean George  
Shammond Williams  
Trevor Ariza  
Devin Ebanks  
Shawne Williams  
Manny Harris  
Anthony Brown  
Corey Brewer  
Isaiah Thomas

### 4

Adrian Dantley  
Byron Scott  
Frankie King  
Ron Harper  
Luke Walton  
Antawn Jamison  
Ryan Kelly  
Marcelo Huertas  
Alex Caruso

### 5

Dick Barnett  
Jim McMillian  
Tom Abernathy  
Jim Price  
Eddie Jordan  
Duane Cooper  
Robert Horry  
Ime Udoka  
Tierre Brown  
Jordan Farmar  
Steve Blake  
Carlos Boozer  
Jose Calderon  
Josh Hart

### 6

Chucky Brown  
Eddie Jones  
Jelani McCoy  
Maurice Evans  
Adam Morrison  
Josh McRoberts  
Earl Clark  
Kent Bazemore  
Jordan Clarkson  
Derrick Williams

### 7

Kenny Carr  
Marty Byrnes  
Demetrius Calip  
Trevor Wilson  
Lester Conner  
Derek Strong  
Larry Krystkowiak  
Sam Jacobson  
Isaiah Rider  
Brian Cook  
Lamar Odom  
Ramon Sessions  
Darius Johnson-Odom  
Xavier Henry  
Larry Nance Jr.

### 8

Jim Brewer  
Doug Christie  
Randolph Keys  
**Kobe Bryant\***

### 9

Jim Chones  
Nick Van Exel  
Bryon Russell  
Chuck Atkins  
Laron Profit  
Sun Yue  
Matt Barnes  
Chris Kaman  
Ronnie Price  
Marcelo Huertas  
Luol Deng

### 10

Corky Calhoun  
Norm Nixon  
Larry Drew  
Tyronn Lue  
Lindsey Hunter  
Vladimir Radmanovic  
Trey Johnson  
Steve Nash  
David Nwaba  
Tyler Ennis

### 11

Frank Selvy  
Gail Goodrich  
Jim Clemons  
Jim McDaniels  
Bo Lamar  
Charlie Scott  
Bob McAdoo  
J.R. Reid  
John Celestand  
Joe Crispin  
Karl Malone  
Devin Green  
Coby Karl  
Wesley Johnson  
Tyler Ennis  
Brock Lopez

### 12

Gene Wiley  
Fred Crawford  
Pat Riley  
Don Chaney  
Ronnie Lester  
Vlade Divac  
Jerome Kersey  
Derek Harper  
Mike Penberthy  
Jannero Pargo  
Shannon Brown  
Dwight Howard  
Kendall Marshall  
Vander Blue  
Channing Frye

### 13

**Wilt Chamberlain\***  
Dwight Jones

### 14

Ray Felix  
Hub Reed  
Darrall Imhoff  
John Tresvant  
Leroy Ellis  
Brad Holland  
David Rivers  
Sam Perkins  
Stanislav Medvedenko  
Ira Newble  
Troy Murphy  
Brandon Ingram

### 15

Mel Gibson  
Bob Boozer  
Henry Finkel  
Willie McCarter  
Jim Price  
Ron Williams  
John Roche  
Ernie DiGregorio  
Ron Carter  
Butch Lee  
Eddie Jordan  
Tony Bobbitt  
Metta World Peace  
Jabari Brown  
Thomas Robinson  
Nigel Hayes

### 16

John Salley  
Pau Gasol

### 17

Rick Fox  
Andrew Bynum  
Jeremy Lin  
Roy Hibbert  
Vander Blue

### 18

Kurt Rambis  
Sasha Vujacic

### 19

Tony Campbell

### 20

Tom Hawkins  
Don Nelson  
Dick Garrett  
Ernie Kilum  
Nate Hawthorne  
Brian Winters  
Don Freeman  
Allen Murphy  
Cornell Warner  
Maurice Lucas  
Milt Wagner  
Terry Teagle  
Danny Young  
Rumeal Robinson  
Jon Barry  
Brian Shaw  
Gary Payton  
Jumaine Jones  
Jodie Meeks  
Dwight Buycks  
Timofey Mozgov  
Andre Ingram

### 21

Bob Leonard  
Bobby Smith  
Jim King  
Archie Clark  
Johnny Egan  
Flynn Robinson  
Walt Wesley  
Cliff Meely  
Mack Calvin  
Johnny Neumann  
Michael Cooper  
Ruben Patterson  
Kareem Rush  
Ronny Turiaf  
Josh Powell  
Chris Duhon  
Ed Davis  
Travis Wear

### 22

**Elgin Baylor\***

### 23

Jim Barnes  
Stu Lantz  
Lou Hudson  
Tony Jackson  
Jerome Henderson  
Reggie Jordan  
Cedric Ceballos  
Mario Bennett  
Mitch Richmond  
Von Wafer  
Lou Williams  
Gary Payton II

### 24

Gary Alcorn  
Bobby Sims  
Ron Horn  
John Wetzel  
Keith Erickson  
Kermit Washington  
Ron Boone  
Butch Carter  
Adrian Branch  
Steve Bucknall  
George Lynch  
Lloyd Daniels  
Fred Roberts  
Trevor Wilson  
George McClood  
Shea Seals  
Jim Jackson  
**Kobe Bryant\***

### 25

Leroy Ellis  
**Gail Goodrich\***  
Ollie Mack  
Alan Hardy  
Mitch Kupchak  
Keith Owens  
Eddie Jones

### 26

Dan Schayes

### 27

Jordan Hill

### 28

DJ Mbenga  
Jason Kapono  
Tarik Black

### 30

Cliff Anderson  
Bill Hewitt  
Fred Hetzel  
William Turner  
Roger Brown  
Cornell Warner  
Marv Roberts  
Brad Davis  
Kevin McKenna  
Irving Thomas  
Alex Blackwell  
George Lynch  
Kurt Rambis  
Tracy Murray  
Julius Randle



## LOS ANGELES ERA

**31**

Mel Counts  
John Trapp  
Zelmo Beaty  
Spencer Haywood  
Kurt Rambis  
Mark McNamara  
Sam Bowie  
Jamal Sampson  
Chris Mihm  
Thomas Bryant

**32**

Jim Krebs  
Jerry Grote  
Bill Bridges  
Cazzie Russell  
**Earvin Johnson\***

**33**

Rod Hundley  
Cotton Nash  
John Fairchild  
Tom Hawkins  
Mike Lynn  
Travis Grant  
Cazzie Russell  
**Kareem Abdul-Jabbar\***

**34**

John Block  
Erwin Mueller  
Stan Love  
Myles Patrick  
Clay Johnson  
Petur Gudmundsson  
Ray Tolbert  
Tony Smith  
George Lynch  
**Shaquille O'Neal\***

**35**

Rudy LaRusso  
Rick Robertson  
Bill Bridges  
Don Ford  
Joe Cooper  
Billy Ray Bates  
Larry Spriggs  
Tony Brown  
Doug Christie  
Joe Kleine  
Mark Madsen

**37**

Metta World Peace

**40**

Bill McGill  
Jerry Chambers  
Cliff Anderson  
Lucius Allen  
Dave Robisch  
Mike McGee  
Antonio Harvey  
Travis Knight  
Greg Foster  
Mica Zubac

**41**

C.J. Kupec  
Mitch Kupchak  
Swen Nater  
Elden Campbell  
Glen Rice

**42**

Walt Hazzard  
Connie Hawkins  
Lucius Allen  
James Edwards  
**James Worthy\***

**43**

Earl Tatum  
Chuck Nevitt  
Frank Brickowski  
Mychal Thompson  
Cliff Robinson  
Corie Blount  
Brian Cook

**44**

**Jerry West\***

**45**

A.C. Green  
Sean Rooks  
Derrick Caracter

**49**

Melvin McCants

**50**

Steve Mix  
Theo Ratliff  
Robert Sacre

**52**

Ron Johnson  
Bob McNeill  
Dennis Hamilton  
Jay Carty  
Happy Hairston  
**Jamaal Wilkes\***  
Mike Smrek  
Samaki Walker

**53**

James Edwards

**54**

Howard Joliff  
Mark Landsberger  
Jack Haley  
Horace Grant  
Kwame Brown

**55**

Wayne Yates  
Billy Thompson  
Mike Higgins  
Jawann Oldham  
Brian Grant

**66**

Andrew Bogut

**73**

Dennis Rodman

**88**

Christian Eyenga

*Includes only players who have appeared in a regular season game.*

*Numbers as available*

## MINNEAPOLIS ERA

**4**

Joe Hutton

**10**

Herm Schaefer

**11**

Mike Bloom  
Billy Hassett  
Lew Hitch  
Jim Paxson  
Frank Selvy

**12**

Don Smith  
Gene Stump  
Ed Beach  
Howie Schultz  
Jim Holstein  
Bobby Watson  
Alex "Boo" Ellis

**13**

Tony Jaros  
Jim Holstein  
Corky Devlin

**14**

Earl Gardner  
Bud Grant  
Paul Walther  
Joe Hutton  
Larry Foust  
Ray Felix

**15**

Don Carlson  
Kevin O'Shea  
Joe Hutton  
Howie Schultz  
Dick Schnittker

**16**

Johnny Jorgensen  
Bob Harrison  
Dick Garmaker  
Nick Mantis

**17**

**Jim Pollard\***  
Ron Sobie

**18**

Ray Ellefson  
Arnie Ferrin  
Frank Saul  
Bob Carney  
Don Sunderlage  
Chuck Mencil

**19**

Jack Dwan  
**Vern Mikkelsen\***

**20**

Ed "Whitey" Kachan  
Normie Glick  
Bud Grant  
Myer "Whitey" Skoog  
Tom Hawkins

**21**

Bob Leonard

**22**

Don Forman  
**Slater Martin\***  
Ron Feiereisel  
McCoy Ingram  
George Brown  
**Elgin Baylor**

**23**

Ed Kalafat  
Alex "Boo" Ellis

**24**

Dick Schnittker  
Walter Dukes  
Bob Smith

**27**

Art Spoelstra

**30**

Steve Hamilton  
Alex "Boo" Ellis

**32**

Jim Krebs

**33**

Bob Williams  
Rod Hundley

**34**

Clyde Lovellette^

**35**

Rudy LaRusso

**44**

Chuck Share

**50**

Bob Burrow  
Ed Fleming

**70**

Ed Flemming  
Frank Selvy

**89**

Clyde Lovellette^

**99**

George Mikan^

# ALL-TIME COLLEGIATE ROSTER

## UCLA (21)

Trevor Ariza	2007-09
Kareem Abdul-Jabbar	1975-89
Lucius Allen	1974-77
Lonzo Ball	2017-present
Matt Barnes	2010-12
Keith Erickson	1968-73
Jordan Farmar	2006-10, 13-14
Greg Foster*	2000-01
Gail Goodrich	1965-68, 70-76
Jack Haley	1991-92
Walt Hazzard	1964-67
Brad Holland	1979-81
Jason Kapono	2011-12
Mike Lynn	1969-70
Jelani McCoy	2001-02
Tracy Murray	2002-03
Swen Nater	1983-84
Keith Owens	1991-92
Travis Wear*	2017-present
Jamal Wilkes	1977-85
Trevor Wilson	1993-94

## MINNESOTA (15)

Jim Brewer	1980-82
Don Carlson	1948-50
Archie Clark	1966-68
Dick Garmaker	1955-59
Bud Grant	1949-51
Lou Hudson	1977-79
Ron Johnson	1960-61
Sam Jacobson	1998-00
Tony Jaros	1948-51
Ed Kalafat	1954-57
Mark Landsberger*	1979-83
Charles Mencil	1955-57
Whitey Skoog	1951-57
Donald Smith	1948-49
Mychal Thompson	1986-91

## NORTH CAROLINA (15)

Steve Bucknall	1989-90
Ed Davis	2014-15
Wayne Ellington	2014-15
Rick Fox	1997-04
Antawn Jamison	2012-13
Mitch Kupchak	1981-86
George Lynch	1993-96
Kendall Marshall	2013-14
Bob McAdoo	1981-85
Sam Perkins	1990-93
J.R. Reid	1998-99
Charlie Scott	1977-78
Travis Wear*	2017-present
Shammond Williams	2006-07
James Worthy	1982-94

## MICHIGAN (10)

Demetrius Calip	1991-92
Alan Hardy	1980-81
Manny Harris	2013-14
Bob Harrison	1949-53
C.J. Kupec	1975-77
Mike McGee	1981-86
Darius Morris	2011-13
Glen Rice	1998-00
Rumeal Robinson	1996-97
Cazzie Russell	1974-77

## KANSAS (9)

Tarik Black*	2014-17
Bill Bridges	1972-75
Roger Brown	1972-73
Wilt Chamberlain	1968-73
Xavier Henry	2013-15
Clyde Lovellette	1953-57
Thomas Robinson	2016-17
Dave Robisch	1977-79
Walt Wesley	1975-76

## KENTUCKY (9)

Sam Bowie	1993-95
Bob Burrow	1957-58
Jodie Meeks	2012-14
Cotton Nash	1970-76
Julius Randle	2014-18
Pat Riley	1970-76
Irving Thomas*	1990-91
Jack Tingle	1948-49
Bobby Watson	1954-55

## MARQUETTE (8)

Vander Blue	2014-15, 17-18
Dwight Buycks	2014-15
Jim Chones	1979-81
Darius Johnson-Odom	2012-13
Butch Lee	1979-80
Maurice Lucas	1985-86
Tony Smith	1990-95
Earl Talum	1976-78

## NOTRE DAME (8)

Adrian Dantley	1977-79
Billy Hassett*	1949-50
Tom Hawkins	1959-62, 66-69
Joe Klein*	1996-97
Troy Murphy	2011-12
Kevin O'Shea	1950-51
David Rivers	1988-89
Orlando Woolridge	1988-90

## INDIANA (7)

Tom Abernathy	1976-78
Thomas Bryant	2017-18
Butch Carter	1980-81
Rod Horn	1962-63
Bob Leonard	1956-61
Herm Schaefer	1948-50
Ray Tolbert	1987-88

## LOUISVILLE (7)

Derrick Character*	2010-12
Earl Clark	2012-13
Allen Murphy	1976-77
Jim Price	1972-75, 78-79
Billy Thompson	1986-88
Milt Wagner	1987-88
Samaki Walker	2001-03

## CINCINNATI (6)

Corie Blount	1995-99
Tony Bobbitt	2004-05
Jim Holstein	1952-55
Ruben Patterson	1998-99
Rick Roberson	1969-71
Nick Van Exel	1993-98

## DEPAUL (6)

Ron Feireisel	1955-56
Johnny Jorgensen	1948-49
Edwin "Whitey" Kachan	1948-49
George Milkan	1948-54, 55-56
Ron Sobie	1959-60
Gene Stump	1949-50

## DUKE (6)

Carlos Boozer	2014-15
Luol Deng	2016-present
Chris Duhon	2012-13
Brandon Ingram	2016-present
Ryan Kelly	2013-15
Josh McRoberts	2011-12

## MISSOURI (6)

Jabari Brown*	2014-15
Jordan Clarkson*	2014-18
Larry Drew	1989-91
Clay Johnson	1981-83
Anthony Peeler	1992-96
Kareem Rush	2002-05

## SOUTHERN CALIFORNIA (6)

John Block	1966-67
Mack Calvin	1976-77
Duane Cooper	1992-93
Bill Hewitt	1968-70
Cliff Robinson	1991-92
Nick Young	2013-17

## WEST VIRGINIA (6)

Ed Beach	1950-51
Devin Ebanks	2010-13
Rod Hundley	1957-63
Robert Smith	1959-60, 61-62
Jerry West	1960-74
Ron Williams	1975-76

## ARIZONA (5)

Channing Frye	2017-18
Jordan Hill	2011-15
Sean Rooks	1996-99
Luke Walton	2003-12
Derrick Williams	2017-18

## MARYLAND (5)

Steve Blake	2010-14
Adrian Branch	1986-87
Brad Davis	1977-79
Laron Profit	2005-06
Joe Smith	2010-11

## OHIO STATE (5)

Tony Campbell	1987-89
Jim Clemons	1971-72
Jim Jackson	2005-06
D'Angelo Russell	2015-17
Dick Schlittker	1953-58

## OREGON STATE (5)

Jay Carty	1968-69
Lester Conner	1994-95
Mel Counts	1966-70, 72-74
A.C. Green	1985-93, 99-00
Gary Payton	2003-04

## UTAH (5)

Andrew Bogut	2017-19
Jerry Chambers	1966-67
Arnie Ferrin	1948-51
Kyle Kuzma	2017-present
Bill McGill	1964-65

## ARKANSAS STATE (4)

Mario Bennett	1997-98
Dennis Hamilton	1967-68
Mark Landsberger*	1979-83
Byron Scott	1983-93, 96-97

## FLORIDA STATE (4)

Tony Jackson	1980-81
George McCloud	1996-97
Irving Thomas*	1990-91
Von Wafer	2005-06

## GONZAGA (4)

Elias Harris	2013-14
Adam Morrison	2009-10
Robert Sacre	2012-16
Ronny Turiaf	2005-08

## ILLINOIS (4)

Brian Cook	2003-07
Don Freeman	1975-76
Derek Harper	1998-99
Don Sunderlage	1954-55

## JACKSON STATE (4)

Lindsey Hunter*	2001-02
McCoy Ingram	1957-58
Trey Johnson*	2010-11
Cornell Warner	1975-77

## MICHIGAN STATE (4)

Shannon Brown	2009-11
Earvin Johnson	1979-91, 95-96
Anthony Miller	1994-96
Jay Vincent	1989-90

## NORTH CAROLINA STATE (4)

Chucky Brown	1991-92
Kenny Carr	1977-80
Chuck Nevitt	1984-86
Josh Powell	2008-10

## STANFORD (4)

Anthony Brown	2015-17
Brook Lopez	2017-18
Mark Madsen	2000-03
Jim Pollard	1948-55

## SYRACUSE (4)

Marty Byrnes	1979-80
Tyler Ennis	2016-18
Wesley Johnson*	2013-15
Dan Schayes	1993-94

## TULSA (4)

Jordan Clarkson*	2014-18
Joe Cooper*	1982-83
Jim King	1963-66
Shea Seals	1997-98

## WYOMING (4)

Larry Nance Jr.	2015-18
John Pilch	1951-52
Theo Ratliff	2010-11
Flynn Robinson	1971-73

## ARKANSAS (3)

Tony Brown	1990-91
Joe Kleine*	1996-97
Jannero Pargo	2002-04

## CALIFORNIA (3)

Darrall Imhoff	1964-68
Mark McNamara*	1988-90
Jamal Sampson	2003-04

## COLORADO (3)

Joe Cooper*	1982-83
Ray Ellefson*	1948-49
Cliff Meely	1975-76

*Includes players who have appeared in a regular season game:  
\*played at multiple schools*



# ALL-TIME COLLEGIATE ROSTER

## DAYTON (3)

Henry Finkel	1966-67
Johnny Horan	1955-56
Jim Paxson	1956-57

## GEORGIA (3)

K. Caldwell-Pope	2017-present
Antonio Harvey*	1993-95
Jumaine Jones	2004-05

## GEORGIA TECH (3)

Jon Barry*	1997-98
Javaris Crittenton	2007-08
John Salley	1999-00

## HAMLIN (3)

Joe Hutton	1950-52
Vern Mikkelsen	1949-59
Howie Schultz	1951-53

## IOWA (3)

Connie Hawkins	1973-75
Ronnie Lester	1984-86
Don Nelson	1963-65

## KANSAS STATE (3)

Bob Boozer	1965-66
Lew Hitch	1951-53, 54-56
Mitch Richmond	2001-02

## KENTUCKY STATE (3)

Bill Ray Bates	1982-83
Travis Grant	1972-74
Elmore Smith	1973-75

## LOUISIANA STATE (3)

Brandon Bass	2015-16
Maurice Carter	2003-04
Shaquille O'Neal	1996-04

## MEMPHIS [STATE] (3)

Tarik Black*	2014-present
Shawne Williams	2013-14
Wayne Yates*	1961-62

## NEW MEXICO (3)

Michael Cooper	1978-90
Don Ford*	1975-80
Jerome Henderson	1985-86

## NIAGARA (3)

Boo Ellis	1958-60
Bo Elias	1957-58
Ed Fleming	1957-60

## PROVIDENCE (3)

MarShon Brooks	2013-14
Ernie DiGregorio	1977-78
John Egan	1968-70

## SANTA CLARA (3)

Mark McNamara*	1988-90
Steve Nash	2012-15
Kurt Rambis	1981-88, 93-95

## SEATTLE (3)

Elgin Baylor*	1958-72
John Tresvant	1969-71
Jawann Oldham	1989-90

## SOUTHERN ILLINOIS (3)

Dick Garrett	1969-70
Antonio Harvey*	1993-95
Nate Hawthorne	1973-74

## TEMPLE (3)

Mike Bloom	1948-49
Eddie Jones	1994-99
Aaron McKie	2005-07

## TEXAS (3)

Maurice Evans*	2006-07
Slater Martin	1949-56
Chris Mihm	2004-09

## UTEP (3)

Jim Barnes	1966-68
Derrick Character*	2010-12
Greg Foster*	2000-01

## VILLANOVA (3)

John Celestand	1999-00
Josh Hart	2017-present
Rory Sparrow	1991-92

## WASHINGTON (3)

James Edwards	1977-78, 92-94
Petur Gudmundsson	1985-86
Isaiah Thomas	2017-18

## ALCORN STATE (2)

Lindsey Hunter*	2001-02
Trey Johnson*	2010-11

## AMERICAN (2)

Kermit Washington	1973-78
Andre Ingram	2017-18

## BYU (2)

John Fairchild	1965-66
Fred Roberts	1995-96

## CLEMSON (2)

Elden Campbell	1990-99
Elden Grant	2000-01, 03-04

## CONNECTICUT (2)

Caron Buller	2004-05
Travis Knight	1996-97, 98-00

## CREIGHTON (2)

Benoit Benjamin	1992-93
Kevin McKenna	1981-82

## GEORGETOWN (2)

Roy Hibbert	2015-16
Billy Hassett*	1949-50

## HOUSTON (2)

Don Chaney	1976-78
Dwight Jones	1982-83

## LOYOLA MARYMOUNT (2)

Normie Glick	1949-50
Jerry Grote	1964-65

## MIAMI, OH (2)

Ron Harper	1999-01
Ira Newble	2007-08

## NEBRASKA (2)

Stu Lantz	1974-76
Tyronn Lue	1998-01

## NEW MEXICO STATE (2)

Reggie Jordan	1993-94
Wayne Yates*	1961-62

## NEW YORK UNIVERSITY (2)

Donnie Forman	1948-49
Happy Hairston	1969-75

## OREGON (2)

Jabari Brown*	2014-15
Stan Love	1973-75

## PEPPERDINE (2)

Doug Christie	1992-94
Bob Sims	1961-62

## PENN STATE (2)

Frank Brickowski	1986-87
Joe Crispin	2001-02

## SAN FRANCISCO (2)

Erwin Mueller	1967-68
Ime Udoka*	2003-04

## ST. JOHNS (2)

Metta World Peace	2009-13, 15-17
Leroy Ellis	1962-66, 71-73

## ST. JOSEPH'S (2)

Cliff Anderson	1967-69
Bob McNeill	1961-62

## SETON HALL (2)

Walter Dukes	1956-57
Frank Saul	1951-54

## SOUTH CAROLINA (2)

John Roche	1975-76
Brian Winters	1974-75

## UCSB (2)

Don Ford*	1975-80
Brian Shaw*	1999-03

## UNLV (2)

Isaiah Rider	2000-01
John Trapp	1971-73

## WESTERN CAROLINA (2)

Mel Gibson	1963-64
Frankie King	1995-96

## WESTERN KENTUCKY (2)

Jim McDaniels	1975-76
Art Spoelstra	1957-58

## WICHITA STATE (2)

Maurice Evans*	2006-07
Gene Wiley	1962-66

## WISCONSIN (2)

Wes Mathews	1986-88
Nigel Hayes	2017-18

## XAVIER (2)

Brian Grant	2004-05
Derek Strong	1995-96

## AKRON (1)

Bill Turner	1972-73
-------------	---------

## ALABAMA (1)

Robert Horry	1996-03
--------------	---------

## ARKANSAS LITTLE ROCK (1)

Derek Fisher	1996-2004, 07-12
--------------	------------------

## AUBURN (1)

Myles Patrick	1980-81
---------------	---------

## AUGSBURG (1)

Devean George	1999-06
---------------	---------

## AUSTIN PEAY (1)

Calvin Garrett*	1983-84
-----------------	---------

## BAYLOR (1)

Terry Teagle	1990-92
--------------	---------

## BOISE STATE (1)

Coby Karl	2007-08
-----------	---------

## BOWLING GREEN STATE (1)

Charlie Share	1959-60
---------------	---------

## BRADLEY (1)

Robert Carney	1954-55
---------------	---------

## CAL-STATE FULLERTON (1)

Cedric Ceballos	1994-97
-----------------	---------

## CAL-STATE LONG BEACH (1)

Bryon Russell	2003-04
---------------	---------

## CAL-STATE SLO (1)

David Nwaba	2016-17
-------------	---------

## CANISIS (1)

Mike Smrek	1986-88
------------	---------

## CENTRAL MICHIGAN (1)

Chris Kaman	2013-14
-------------	---------

## COLLEGE OF CHARLESTON (1)

Andrew Goudelock	2011-13
------------------	---------

## COLLEGE OF IDAHO (1)

Elgin Baylor*	1958-72
---------------	---------

## COLUMBIA (1)

Jim McMillian	1971-73
---------------	---------

## DARTMOUTH (1)

Rudy LaRusso	1959-67
--------------	---------

## DAVIDSON (1)

Fred Hetzel	1970-71
-------------	---------

## DEPAUW (1)

Earl Gardner	1948-49
--------------	---------

## DETROIT (1)

Spencer Haywood	1979-80
-----------------	---------

## DISTRICT OF COLUMBIA (1)

Earl Jones	1984-85
------------	---------

## DRAKE (1)

Willie McCarter	1969-71
-----------------	---------

## DUQUESNE (1)

Norm Nixon	1977-83
------------	---------

*Includes players who have played in a regular season game:  
\*played at multiple schools*

## ALL-TIME COLLEGIATE ROSTER / NBA G LEAGUE EXPERIENCE

<b>EAST CAROLINA (1)</b> Oliver Mack 1979-80	<b>MCNEESE STATE (1)</b> Tierre Brown 2004-05	<b>PRAIRE VIEW A&amp;M (1)</b> Zelmo Beatty 1974-75	<b>VIRGINIA TECH (1)</b> John Wetzel 1967-68
<b>FLORIDA (1)</b> Corey Brewer 2016-18	<b>MISSISSIPPI (1)</b> Johnny Neumann 1976-77	<b>PURDUE (1)</b> Mel McCants 1989-90	<b>VMI (1)</b> Ron Carter 1978-79
<b>FLORIDA A&amp;M (1)</b> Bob Williams 1955-57	<b>MONMOUTH (1)</b> Alex Blackwell 1992-93	<b>RHODE ISLAND (1)</b> Lamar Odum 2004-11	<b>WAYNE STATE (1)</b> George Brown 1957-58
<b>FRESNO STATE (1)</b> Gary Alcorn 1960-61	<b>MONTANA (1)</b> Larry Krystkowiak 1996-97	<b>RUTGERS (1)</b> Eddie Jordan 1980-84	<b>WEST TEXAS A&amp;M (1)</b> Ray Ellefson* 1948-49
<b>FORDHAM (1)</b> William Parker 2005-07	<b>MOREHEAD STATE (1)</b> Steve Hamilton 1958-60	<b>SAINT MARY'S (1)</b> Brian Shaw* 1999-03	<b>WEST VIRGINIA TECH (1)</b> Sedale Threatt 1991-96
<b>FURMAN (1)</b> Frank Selvy 1957-58, 59-64	<b>MT. SAN ANTONIO (1)</b> Lloyd Daniels 1994-95	<b>SE OKLAHOMA STATE (1)</b> Dennis Rodman 1998-99	
<b>GEORGE WASHINGTON (1)</b> Walter Devlin 1957-58	<b>NEVADA-RENO (1)</b> Ramon Sessions 2011-12	<b>SOUTH FLORIDA (1)</b> Chucky Atkins 2004-05	
<b>HAMLIN (1)</b> Jim Fritsche 1953-54	<b>NICHOLLS STATE (1)</b> Ronnie Price* 2014-15	<b>SOUTHERN METHODIST (1)</b> James Krebs 1957-64	
<b>HAMPTON (1)</b> Devin Green 2005-06	<b>NORTHERN COLORADO (1)</b> Mike Higgins 1989-90	<b>SOUTHERN MISSISSIPPI (1)</b> Randolph Keys 1994-95	
<b>HARVARD (1)</b> Jeremy Lin 2014-15	<b>NORTHWESTERN (1)</b> Nick Mantis 1959-60	<b>SW LOUISIANA (1)</b> Dwight Lamar 1976-77	
<b>HOWARD (1)</b> Larry Spriggs 1983-86	<b>OHIO (1)</b> Howard Jolliff 1960-63	<b>ST. BONAVENTURE (1)</b> Fred Crawford 1967-69	
<b>IDAHO STATE (1)</b> Ron Boone 1978-80	<b>OKLAHOMA CITY (1)</b> Hub Reed 1963-64	<b>STETSON (1)</b> Earnie Killum 1970-71	
<b>IOWA STATE (1)</b> Wesley Johnson* 2013-15	<b>OKLAHOMA STATE [A&amp;M] (1)</b> Ray Ellefson* 1948-49	<b>TENNESSEE (1)</b> Lefty Walther 1949-50	
<b>LA SALLE (1)</b> Larry Foust 1957-59	<b>OLD DOMINION (1)</b> Kent Bazemore 2013-14	<b>TENNESSEE STATE (1)</b> Dick Barnett 1962-65	
<b>LONG ISLAND (1)</b> Ray Felix 1959-62	<b>ORAL ROBERTS (1)</b> Calvin Garrett* 1983-84	<b>TEXAS A&amp;M (1)</b> Alex Caruso 2017-present	
<b>LONGWOOD (1)</b> Jerome Kersey 1996-97	<b>PACIFIC (1)</b> Jon Barry* 1997-98	<b>TOLEDO (1)</b> Steve Mix 1982-83	
<b>LOUISIANA TECH (1)</b> Karl Malone 2003-04	<b>PENNSYLVANIA (1)</b> Corky Calhoun 1974-76	<b>UTAH STATE (1)</b> Marv Roberts 1976-77	
<b>LOYOLA (CHICAGO) (1)</b> Jack Dwan 1948-49	<b>PFFEIFFER (1)</b> Antonio Harvey* 1993-95	<b>UTAH VALLEY STATE (1)</b> Ronnie Price* 2014-15	
<b>THE MASTERS COLLEGE (1)</b> Mike Penberthy 2000-02	<b>PORTLAND STATE (1)</b> Ime Udoka* 2003-04	<b>VIRGINIA (1)</b> Jeff Lamp 1987-89	

## ALL-TIME LAKERS WITH NBA G LEAGUE EXPERIENCE

Brandon Bass	Alex Caruso*	Elias Harris*	Darius Morris*	Shawne Williams*
Matt Barnes	Derrick Caracter	Manny Harris*	David Nwaba*	Sun Yue*
Kent Bazemore	Maurice Carter	Josh Hart*	Smush Parker	Ivica Zubac*
Tarik Black*	Earl Clark	Nigel Hayes	Gary Payton II*	
Anthony Brown*	Jordan Clarkson*	Xavier Henry*	Josh Powell	*played with South Bay Lakers
Vander Blue**	Javaris Crittenton	Andre Ingram*	Ron Sacre*	
Tony Bobbitt	Ed Davis	Trey Johnson	Soumaila Samake	
MarShon Brooks	Devin Ebanks*	Darius Johnson-Odom*	Shea Seals	*Lakers two-way player
Jabari Brown*	Tyler Ennis	Coby Karl*	Ramon Sessions	
Shannon Brown	Christian Eyenga*	Ryan Kelly*	Ime Udoka	
Tierre Brown	Jordan Farmar*	Jeremy Lin	Von Wafer	
Thomas Bryant*	Andrew Goudelock*	Kendall Marshall	Travis Wear*	
Dwight Buycks	Devin Green*	Jelani McCoy*	Lou Williams	

*Includes players who have appeared in a regular season game:  
\*played at multiple schools*



## ALL-TIME CAREER LEADERS

### POINTS

Kobe Bryant	33,643
Jerry West	25,192
Kareem Abdul-Jabbar	24,176
Elgin Baylor	23,149
Earvin Johnson	17,707
James Worthy	16,320
Shaquille O'Neal	13,895
Gail Goodrich	13,044
Byron Scott	12,780
Jamaal Wilkes	10,601

### GAMES PLAYED

Kobe Bryant	1,346
Kareem Abdul-Jabbar	1,093
Jerry West	932
James Worthy	926
Derek Fisher	915
Earvin Johnson	906
Michael Cooper	873
Elgin Baylor	846
Byron Scott	846
A.C. Green	735

### MINUTES PLAYED

Kobe Bryant	48,637
Kareem Abdul-Jabbar	37,492
Jerry West	36,571
Elgin Baylor	33,863
Earvin Johnson	33,245
James Worthy	30,001
Byron Scott	25,533
Michael Cooper	23,635
Derek Fisher	23,211
Gail Goodrich	21,765

### ASSISTS

Earvin Johnson	10,141
Kobe Bryant	6,306
Jerry West	6,238
Norm Nixon	3,846
Michael Cooper	3,666
Kareem Abdul-Jabbar	3,652
Elgin Baylor	3,650
Gail Goodrich	2,863
James Worthy	2,791
Nick Van Exel	2,749

### STEALS

Kobe Bryant	1,944
Earvin Johnson	1,724
James Worthy	1,041
Byron Scott	1,038
Michael Cooper	1,033
Kareem Abdul-Jabbar	983
Derek Fisher	968
Norm Nixon	868
Jamaal Wilkes	706
A.C. Green	657

### BLOCKED SHOTS

Kareem Abdul-Jabbar	2,694
Shaquille O'Neal	1,278
Elden Campbell	1,022
Vlade Divac	834
Kobe Bryant	640
Andrew Bynum	628
James Worthy	624
Elmore Smith	609
Pau Gasol	607
Michael Cooper	523

### FIELD GOALS MADE

Kobe Bryant	11,719
Kareem Abdul-Jabbar	9,935
Jerry West	9,016
Elgin Baylor	8,693
James Worthy	6,878
Earvin Johnson	6,211
Shaquille O'Neal	5,462
Byron Scott	5,126
Gail Goodrich	5,107
Jamaal Wilkes	4,533

### FIELD GOALS ATTEMPTED

Kobe Bryant	26,200
Elgin Baylor	20,171
Jerry West	19,032
Kareem Abdul-Jabbar	17,520
James Worthy	13,024
Earvin Johnson	11,951
Gail Goodrich	11,098
Byron Scott	10,461
Shaquille O'Neal	9,498
Vern Mikkelsen	8,812

### FREE THROWS MADE

Kobe Bryant	8,378
Jerry West	7,160
Elgin Baylor	5,763
Earvin Johnson	4,960
Kareem Abdul-Jabbar	4,305
George Mikan	3,068
Shaquille O'Neal	2,971
Vern Mikkelsen	2,969
Gail Goodrich	2,830
James Worthy	2,447

### FREE THROWS ATTEMPTED

Kobe Bryant	10,011
Jerry West	8,801
Elgin Baylor	7,391
Earvin Johnson	5,850
Kareem Abdul-Jabbar	5,842
Shaquille O'Neal	5,572
George Mikan	3,924
Vern Mikkelsen	3,874
Gail Goodrich	3,466
James Worthy	3,184

### 3-PT FG MADE

Kobe Bryant	1,827
Derek Fisher	846
Nick Van Exel	750
Byron Scott	595
Eddie Jones	489
Rick Fox	480
Nick Young	465
Michael Cooper	428
Metta World Peace	420
Jordan Farmar	364

### 3-PT FG ATTEMPTED

Kobe Bryant	5,546
Derek Fisher	2,255
Nick Van Exel	2,062
Byron Scott	1,595
Rick Fox	1,390
Eddie Jones	1,294
Michael Cooper	1,260
Metta World Peace	1,252
Nick Young	1,233
Lamar Odom	1,090

### FG % (MIN. 1,000 FGM)

Will Chamberlain	2360-3902	.605
Shaquille O'Neal	5462-9498	.575
Kareem Abdul-Jabbar	9935-17520	.567
Andrew Bynum	1823-3221	.566
Kurt Rambis	1099-1998	.550
Larry Nance Jr.	588-1074	.547
Pau Gasol	2987-5723	.522
James Worthy	6878-13204	.521
Earvin Johnson	6211-11951	.520
Mike McGee	1077-2075	.519

### 3-PT FG % (MIN. 250 3FGA)

Vladimir Radmanovic	195-488	.400
Brian Cook	162-413	.392
Jumaine Jones	102-261	.391
Chucky Atkins	176-455	.387
K. Caldwell-Pope	159-415	.383
Steve Blake	250-653	.383
Anthony Peeler	249-651	.382
Jodie Meeks	284-746	.381
Eddie Jones	489-1294	.378
Nick Young	465-1233	.377

### FT % (MIN. 200 FTM)

Cazzie Russell	421-480	.877
Sasha Vujacic	282-322	.876
Glenn Rice	423-486	.870
Jodie Meeks	307-354	.867
Caron Butler	275-319	.862
Lou Williams	656-768	.854
Stu Lantz	225-265	.849
Earvin Johnson	4960-5850	.848
Nick Young	507-599	.846
Johnny Egan	303-361	.839

### REBOUNDS

Elgin Baylor	11,463
Kareem Abdul-Jabbar	10,279
Kobe Bryant	7,047
Earvin Johnson	6,559
Will Chamberlain	6,524
Shaquille O'Neal	6,090
Vern Mikkelsen	5,940
A.C. Green	5,632
Rudy LaRusso	5,571
Jerry West	5,376

### OFF. REBOUNDS (SINCE 1973-74)

Kareem Abdul-Jabbar	2,494
A.C. Green	2,089
Shaquille O'Neal	1,957
Earvin Johnson	1,601
James Worthy	1,561
Kobe Bryant	1,499
Vlade Divac	1,438
Pau Gasol	1,252
Elden Campbell	1,207
Lamar Odom	1,149

### DEF. REBOUNDS (SINCE 1973-74)

Kareem Abdul-Jabbar	7,785
Kobe Bryant	5,548
Earvin Johnson	4,958
Shaquille O'Neal	4,133
Lamar Odom	3,757
A.C. Green	3,543
James Worthy	3,147
Vlade Divac	3,107
Pau Gasol	2,988
Elden Campbell	2,397

### 8/24 **KOBE BRYANT** "BLACK MAMBA"



Five-time NBA Champion (2000, 2001, 2002, 2009, 2010) ... 2007-08 NBA Most Valuable Player ... 2009 NBA Finals MVP ... 2010 NBA Finals MVP ... Helped lead the United States to gold medals at the 2008 Beijing and 2012 London Olympic games ... Earned All-NBA honors 15 times (First Team in 2002, 2003, 2004, 2006, 2007, 2008, 2009, 2010, 2011, 2012 and 2013; Second Team in 2000 and 2001; Third Team in 1999 and 2005) ... 12-time NBA All-Defensive Team selection ... 18-time NBA All-Star ... Two-time NBA scoring champion from 2005-07 ... Earned All-Star Game MVP honors in 2002, 2007, 2011 and co-MVP honors in 2009 ... Recorded 122 career 40-point games, 176 career double-doubles and 21 career triple-doubles ... Is the Lakers all-time leading scorer (regular season and playoffs) and ranks third on the NBA's all-time scoring list ... Nos. 8 and 24 were raised into the STAPLES Center rafters on December 18, 2017.

### 13 **WILT CHAMBERLAIN** "THE BIG DIPPER"



Member of Lakers 1971-72 championship team that won an NBA-record 33 consecutive games and a then-NBA record 69 contests overall (averaged 14.8 points and a team-leading 19.2 rebounds that season) ... Named Most Valuable Player of the 1972 NBA Finals when he averaged 14.7 points and 21.0 rebounds ... Led NBA in rebounding in 11 seasons (four with Lakers) ... Averaged a Los Angeles franchise-record 21.1 rebounds in 1968-69 ... Averaged 18+ rebounds four times with Lakers (21.1, 19.2, 18.6, 18.2) ... Appeared in 13 NBA All-Star games ... Enshrined in Naismith Memorial Basketball Hall of Fame in 1979 ... Averaged an NBA-record 50.4 points during the 1961-62 campaign ... Scored 50+ points on 118 occasions ... Led NBA in both scoring and rebounding (same season) five times ... Earned NBA Most Valuable Players honors four times ... Was named one of the 50 Greatest Players in NBA History during the league's 50th anniversary season in 1996-97 ... Ranks first overall among the club's career field goal percentage leaders (.605) ... Number was retired on November 9, 1983.

### 22 **ELGIN BAYLOR**



Ranks among all-time franchise leaders in numerous categories, including rebounds (1st, 11,463), points (4th, 23,149) and assists (7th, 3,650) ... Scored a then single-game Los Angeles franchise record 71 points November 15, 1960 @ New York (2nd highest total in franchise history) ... 11-time NBA All-Star ... Co-MVP of the 1959 All-Star Game ... Member of the All-NBA First Team on 10 occasions ... Named NBA Rookie of the Year in 1959 ... Scored an NBA Finals record 61 points April 14, 1962 @ Boston ... Inducted into the Naismith Memorial Basketball Hall of Fame in 1977 ... Averaged over 30.0 points and 14.0 rebounds in three seasons during his career ... Led the Lakers in rebounding for seven consecutive seasons (1958-59 through 1964-65), a club record ... Averaged a franchise-record 38.3 points during the 1961-62 season ... Led the Lakers in scoring six different seasons, including three straight years (1958-59 - 1960-61) ... Averaged 27.4 points and 13.5 rebounds in 846 games overall during his career ... Was named one of the 50 Greatest Players in NBA History during the league's 50th anniversary season in 1996-97 ... Number was retired on November 9, 1983.

### 25 **GAIL GOODRICH**



Ranks among all-time club leaders in several categories including total points (8th, 13,044), assists (8th, 2,863) and free throws made (9th, 2,830) ... Member of the Lakers 1971-72 NBA Championship team that won a professional sports-record 33 consecutive games ... Member of the 1973-74 All-NBA First Team ... Led the Lakers in scoring four consecutive seasons (1971-72 through 1974-75), joining George Mikan, Jerry West, Kareem Abdul-Jabbar, Shaquille O'Neal and Kobe Bryant as the only players to accomplish this feat ... Led the Lakers in total assists three straight seasons (1973-74 through 1975-76) ... Was inducted into the Naismith Memorial Basketball Hall of Fame in 1996 ... Appeared in four consecutive All-Star Games during his tenure with the Lakers (1972, 1973, 1974, 1975) ... Number was retired on November 20, 1996.





## 32 EARVIN JOHNSON

“MAGIC”



Ranked 1st on NBA's all-time assist chart (10,141) at time of retirement ... Led NBA in assists five straight seasons (1982-87), highlighted by a career-high / single-season club record 13.1 assists in 1983-84 ... Handed out a team single-game record 24 assists three times, including once during the playoffs (NBA playoff record) ... Selected first overall by the Lakers in the 1979 NBA Draft ... Registered 138 career triple-doubles, most in NBA history ... Five-time NBA Champion with the Lakers (1980, 1982, 1985, 1987, 1988) ... Appeared in nine NBA Finals during 13-year career ... Lakers averaged 59 wins per season during his career ... Three-time NBA Most Valuable Player (1987, 1989, 1990) ... Three-time NBA Finals MVP (1980, 1982, 1987) ... Nine-time All-NBA First Team ... 12-time NBA All-Star ... Two-time All-Star Game Most Valuable Player (1990, 1992) ... Led NBA in free throw percentage in 1988-89 (.911) ... Led NBA in steals twice (1981, 1982) ... Named one of the 50 Greatest Players in NBA History during the league's 50th anniversary season in 1996-97 ... Number was retired on February 16, 1992 ... Enshrined in the Naismith Memorial Basketball Hall of Fame in 2002.

## 33 KAREEM ABDUL-JABBAR

“THE CAPTAIN”



NBA's all-time leading scorer (38,387) ... Led Lakers in scoring a club-record 11 consecutive seasons (1975-86) ... Averaged 20+ points in each of first 17 NBA seasons and double figures each of his 20 campaigns (14 with Lakers) ... Ranks among NBA all-time leaders in numerous categories, including games played (2nd, 1,560), minutes (1st, 57,446), rebounds (3rd, 17,440) and blocked shots (3rd, 3,189) ... Six-time NBA Champion (five with Lakers, one with Milwaukee) ... Six-time NBA Most Valuable Player (most in NBA history) ... NBA Rookie of the Year (1970) ... Two-time NBA Finals Most Valuable Player (1971, 1985) ... All-NBA First Team 10 times ... 19-time NBA All-Star ... NBA All-Defensive First Team five times ... Led the NBA in blocked shots four times ... Was named one of the 50 Greatest Players in NBA history during the league's 50th anniversary season in 1996-97 ... Number was retired on March 20, 1989 ... Enshrined in the Naismith Memorial Basketball Hall of Fame in 1995.

## 34 SHAQUILLE O'NEAL

“DIESEL”



NBA Most Valuable Player, NBA Finals MVP and All-Star game MVP in 1999-2000 ... Four-time NBA champion (3 with Lakers) ... Three-time NBA Finals MVP (2000, 2001, 2002) ... 15-time NBA All-Star (7 with Lakers) ... Three-time NBA All-Star Game MVP ... 14-time All-NBA (First Team (8), Second Team (2), Third Team 4) ... Three-time All-Defensive Second Team ... Two-time NBA scoring champion (1995, 2000) ... 1992-93 NBA Rookie of the Year ... At time of retirement, ranked among NBA all-time leaders in points (6th, 28,596), FG% (3rd, .5823), rebounds (14th, 13,099) and blocks (7th, 2,732) ... Ranks among franchise leaders in points (7th, 13,895), rebounds (6th, 6090), blocks (2nd, 1,278) and FG% (2nd, .575) ... Led NBA in FG% 10 times ... Led Lakers in scoring five times (career-best 29.7 ppg in 1999-2000) ... Led Lakers in blocks eight straight seasons (1996-2004) ... One of six Lakers to score 60+ points in a game ... 1996 Olympic gold medalist (Atlanta) ... Was named one of the 50 Greatest Players in NBA history during the league's 50th anniversary season in 1996-97 ... Number was retired on April 2, 2013.

## 42 JAMES WORTHY

“BIG GAME JAMES”



Named Most Valuable Player of the 1988 NBA Finals (22.0 points, 7.4 rebounds, 4.4 assists) ... Registered a triple-double in Game 7 of the 1988 NBA Finals (36 points, 16 rebounds, 10 assists) ... Was the first overall pick in the 1982 NBA Draft ... Member of three NBA championship teams with the Lakers (1985, 1987, 1988) ... Seven-time NBA All-Star ... Averaged 20-plus points on four occasions ... Led the Lakers in scoring in 1990-91 ... Ranks among all-time Los Angeles franchise leaders in several categories, including scoring (6th, 16,320), steals (3rd, 1,041) and field goal percentage (7th, .521) ... Averaged 21.1 points in 143 career playoff games (.544FG%) ... Member of the All-NBA Third Team on two occasions ... Field goal percentage eclipsed .530 each of his first eight seasons in the NBA ... 12-year NBA veteran (all with the Lakers) ... Was named one of the 50 Greatest Players in NBA history during the league's 50th anniversary season in 1996-97 ... Number was retired on December 10, 1995 ... Inducted into the Naismith Memorial Basketball Hall of Fame in 2003.



### 44 **JERRY WEST** "MR. CLUTCH"

Career scoring average (27.0) ranks 5th all-time in NBA history ... Playoff scoring average (29.1) ranks 3rd all-time in NBA annals ... 2nd on Lakers all-time scoring list (25,192) ... Led the Lakers in scoring seven different seasons, highlighted by a career-best 31.3 during the 1965-66 campaign ... Member of the All-NBA First Team on 10 occasions ... Member of the NBA's All-Defensive First Team four times ... 14-time NBA All-Star (All-Star Game MVP in 1972) ... Member of the Lakers' 1972 NBA championship team ... Named Most Valuable Player of the 1969 NBA Finals ... Established an NBA record by scoring 20-plus points in 25 consecutive NBA Finals games - since broken by Michael Jordan (35) ... Holds the NBA record for most free throws made in a single season (840 in 1965-66) ... Holds the NBA record for highest scoring average in a single playoff series (46.3 in 1965 six-game series vs. Baltimore) ... Was the first-ever draft choice in L.A. Lakers history (second pick overall in the 1960 NBA Draft) ... Led the NBA in assists during the 1971-72 campaign (9.7) ... Inducted into the Naismith Memorial Basketball Hall of Fame in 1980 ... 14-year NBA veteran (all with Lakers) ... Was named one of the 50 Greatest Players in NBA history during the league's 50th anniversary season in 1996-97 ... Number was retired on November 9, 1983.

---



### 52 **JAMAAL WILKES** "SILK"

Ranks among all-time Lakers franchise leaders in several categories including points (10th, 10,601), field goals (10th, 4,533) and steals (9th, 706) ... Member of four NBA championship teams (three with Lakers (1980, 1982, 1985) and one with Golden State (1975)) ... Posted 37 points and 10 rebounds against Philadelphia in the historic series clinching Game 6 of the 1980 NBA Finals ... Three-time NBA All-Star (1976, 1981, 1983) ... In his rookie season, averaged 14.2 points, 8.2 rebounds and 1.3 blocks, earning him the 1974-75 NBA Rookie of the Year award ... Averaged 18.4 points in eight seasons with the Lakers, averaging at least 20 points per game in three straight seasons from 1979-80 through 1981-82 ... Member of the NBA's All-Defensive Second Team twice (1976 and 1977) ... Was inducted in the Naismith Memorial Basketball Hall of Fame in 2012 ... Number was retired on December 28, 2012.

---



### **CHICK HEARN**

The first broadcaster inducted into the Naismith Memorial Basketball Hall of Fame in 2003 ... Curt Gowdy Media Award winner ... 20th member of the American Sportscaster Hall of Fame ... 1997 National Sports Media Association Hall of Fame inductee ... Broadcast 3,338 consecutive Lakers games from November 21, 1965 to December 16, 2001 ... Known for his witty on-air personality and his "Chickisms," including "Slam Dunk!" and "Air Ball" ... Announced USC football and basketball games from 1956-61 ... Born Francis Dayle "Chick" Hearn in Aurora, IL ... Married to Marge Hearn for 64 years, from 1938 until his passing in 2002 ... A jersey bearing the image of his microphone was raised into the rafters in November 2002 ... Honored with a bronze statue outside of STAPLES Center in 2010.

---



### **JOHN KUNDLA**

Honored as "One of the Top 10 Coaches in NBA History" by the NBA ... Joined the Lakers for the 1947-48 NBL season and won championship with a 43-17 record in first year ... After merger of Minneapolis into NBA, guided Lakers to five championships in team's first six NBA seasons ... Ranks third among Lakers coaches in victories (423) behind Pat Riley and Phil Jackson ... Enshrined into the Naismith Memorial Basketball Hall of Fame in 1995.

---





## CLYDE LOVELLETTE

The first basketball player in history to play on an NCAA, Olympic and NBA Championship team ... Member of three NBA championship teams including the 1954 Lakers ... Four-time NBA All-Star (twice with Lakers) and a two-time All-NBA Second Team selection (once with Lakers in 1956) ... Led Lakers in scoring in 1956 (21.5) and 1957 (20.8) ... Led team in rebounding in 1955 (11.5), 1956 (14.0) and 1957 (13.4) ... Led team in FG% from the 1953-54 season through 1956-57 ... Was enshrined as a player in the Naismith Memorial Basketball Hall of Fame in 1988.

---



## JIM POLLARD

Known as "The Kangaroo Kid" ... Signed with Minneapolis Lakers in 1947 ... Member of the Lakers 1948 championship team as well as the NBA championship teams of 1949, 1950 and 1952-54 ... Four-time NBA All-Star ... Two-time All-NBA first team member ... Two-time All-NBA second team member ... Ranked in the NBA's top 10 in assists (8th/3.8) and points (10th/14.7) in 1949-50 ... Ranked 10th in the NBA in scoring (15.5) in 1951-52 ... Enshrined in the Naismith Memorial Basketball Hall of Fame in 1978.

---



## SLATER MARTIN

Slater "Dugie" Martin ... Selected by Minneapolis in the 1949 BAA Draft ... Member of the Lakers NBA championship teams in 1950 and 1952-54 ... Five-time selection to the All-NBA second team (twice with Lakers) ... Seven-time All-Star (five with Lakers) ... Led the Lakers in assists from the 1951-52 season through 1955-56 ... Enshrined in the Naismith Memorial Basketball Hall of Fame in 1982.

---



## GEORGE MIKAN

All-NBL first team (1947-48) ... NBL Most Valuable Player in 1948 ... Six-time All NBA First Team (1949-54) ... Four-time NBA All-Star ... Led Minneapolis to 1948 NBL Championship and NBA Championships in 1949, 1950 and 1952-54 ... Led the NBA in scoring in 1949 (28.3), 1950 (27.4) and 1951 (28.4) while leading the team in scoring in 1952-54 ... Led team in assists in 1949 and 1951 ... Twice led the NBA in rebounding in 1952 (13.5) and 1953 (14.4) ... Elected to the Naismith Memorial Basketball Hall of Fame in 1959 ... Member of the NBA's 25th and 35th Anniversary All-Time Teams and in 1996, was named "One of the 50 Greatest Players in NBA History" by the NBA.

---



## VERN MIKKELSEN

First round draft pick of Minneapolis ... Won four NBA Championships with the Lakers (1950, 1952-54) ... Named All-NBA second team (1951-53, 1955) ... Six-time NBA All-Star ... Led team in scoring in 1955 (18.7) and 1958 (17.3) ... Led team in FG% in 1951-52 and 1952-53 and FT% in 1958-59 ... Elected to the Naismith Memorial Basketball Hall of Fame in 1995.

---

# 1948-49 MINNEAPOLIS LAKERS



## 44-16 - 2ND IN WESTERN DIVISION

*Head Coach:* John Kundla  
*Staff:* Donnie Forman, Herm Schaefer,  
 Don Carlson, Don Smith, Tony Jaros,  
 Johnny Jorgensen, Earl Gardner,  
 Arnie Ferrin, Jack Dwan, Jim Pollard,  
 George Mikán  
*Not pictured:* Mike Bloom, Ray Ellefson,  
 Whitley Kachan, Jack Tingle

*NBA Champions*

### 1948-49 REGULAR SEASON STATISTICS / GAME-BY-GAME RESULTS

	G	FGM	FGA	Pct.	FTM	FTA	Pct.	Ast.	PF	Pts.	Avg.
Mikan	60	583	1403	.416	532	689	.772	218	260	1698	28.3
Pollard	53	314	792	.396	156	227	.687	142	144	784	14.8
Schaefer	58	214	572	.374	174	213	.817	185	121	602	10.4
Carlson	55	211	632	.334	86	130	.662	170	180	508	9.2
Ferrin	47	130	378	.344	85	128	.664	76	142	345	7.3
Jaros	59	132	385	.343	79	110	.718	58	114	343	5.8
Dwan	60	121	380	.318	34	69	.493	129	157	276	4.6
Forman	44	68	231	.294	43	67	.642	74	94	179	4.1
Jorgensen	48	41	114	.360	24	33	.727	33	68	106	2.2
Gardner	50	38	101	.376	13	28	.464	19	50	89	1.8
Bloom*	24	13	92	.141	29	40	.725	15	22	55	2.3
Kachan†	19	16	42	.381	15	22	.682	12	24	47	2.5
Smith	8	2	13	.154	2	3	.667	2	6	6	0.8
Tingle	2	1	6	.167	0	0	-	1	2	2	1.0
Ellefson	3	1	5	.200	0	0	-	0	2	2	0.7

\*Finished season with another team. †Totals with Lakers only.

DATE	OPPONENT	BOX SCORE	W / L
Nov. 4	@ Baltimore	W 84-72	1-0
Nov. 6	@ Washington	L 62-67	1-1
Nov. 9	@ Boston	L 55-77	1-2
Nov. 11	@ New York	W 77-68	2-2
Nov. 13	@ Providence	W 90-67	3-2
Nov. 14	@ Rochester	L 75-92	3-3
Nov. 17	Boston	L 72-74	3-4
Nov. 19	@ Chicago	W 85-81	4-4
Nov. 21	Baltimore	W 94-81	5-4
Nov. 23	@ Indianapolis	W 88-82	6-4
Nov. 24	Providence	W 117-89	7-4
Nov. 27	@ St. Louis	W 87-71	8-4
Nov. 28	Philadelphia	W 88-67	9-4
Nov. 30	Boston at Chicago	W 94-84	10-4
Dec. 1	@ Fort Wayne	L 74-84	10-5
Dec. 4	@ Chicago	L 100-104	10-6
Dec. 5	St. Louis	W 78-68	11-6
Dec. 8	Washington	L 83-94	11-7
Dec. 10	@ Rochester	W 96-75	12-7
Dec. 12	Rochester	W 67-58	13-7
Dec. 15	Indianapolis	W 79-61	14-7
Dec. 19	Chicago	W 94-84	15-7
Dec. 21	@ Philadelphia	L 64-72	15-8
Dec. 22	@ New York	L 79-97	15-9
Dec. 26	Rochester	W 99-90	16-9
Dec. 29	Washington	W 91-68	17-9
Jan. 1	Fort Wayne	W 92-72	18-9
Jan. 5	@ St. Louis	W 101-76	19-9
Jan. 8	@ St. Louis	L 59-64	19-10
Jan. 9	St. Louis	W 74-58	20-10
Jan. 12	Providence	W 98-64	21-10
Jan. 16	Indianapolis	W 75-66	22-10
Jan. 18	@ Indianapolis	W 81-56	23-10
Jan. 20	Fort Wayne	W 83-65	24-10
Jan. 23	Philadelphia	W 89-71	25-10
Jan. 26	Chicago	W 84-49	26-10
Jan. 31	Washington	W 84-79	27-10
Feb. 2	@ Fort Wayne	W 82-79	28-10

DATE	OPPONENT	BOX SCORE	W / L
Feb. 3	@ Philadelphia	W 78-76	29-10
Feb. 6	Rochester	L 74-85	29-11
Feb. 10	New York	W 95-75	30-11
Feb. 11	@ Chicago	L 97-105	30-12
Feb. 13	Baltimore	W 91-74	31-12
Feb. 16	Chicago	W 90-71	32-12
Feb. 18	@ Boston	W 85-71	33-12
Feb. 19	@ Providence	W 94-80	34-12
Feb. 22	@ New York	W 101-74	35-12
Feb. 24	Fort Wayne	W 77-73	36-12
Feb. 26	@ Baltimore	W 115-114 (2OT)	37-12
Feb. 27	@ Fort Wayne	L 50-74	37-13
Mar. 3	@ Indianapolis	W 82-79	38-13
Mar. 6	Providence	W 68-59	39-13
Mar. 9	Boston	W 74-67	40-13
Mar. 10	@ St. Louis	L 71-88	40-14
Mar. 12	Indianapolis at Chicago	W 97-69	41-14
Mar. 13	New York	W 100-90	42-14
Mar. 16	@ Washington	L 72-85	42-15
Mar. 17	@ Baltimore	L 67-101	42-16
Mar. 19	@ Rochester	W 99-85	43-16
Mar. 20	Philadelphia	W 91-78	44-16



**51-17 - 1ST IN  
CENTRAL DIVISION**

*Head Coach:* John Kundla  
*Standing:* Slater Martin, Billy Hassett, Don Carlson,  
 Herm Schaefer, Bob Harrison,  
 Tony Jaros, Bud Grant, Arnie Ferrin,  
 Jim Pollard, Vern Mikkelsen,  
 George Mikán  
*Not pictured:* Normie Glick, Gene Slump, Lefty Walther



*NBA Champions*

**1949-50 REGULAR SEASON STATISTICS / GAME-BY-GAME RESULTS**

	G	FGM	FGA	Pct.	FTM	FTA	Pct.	Ast.	PF	Pts.	Avg.
Mikan	68	649	1595	.407	567	728	.779	197	297	1865	27.4
Pollard	66	394	1140	.346	185	242	.764	252	143	973	14.7
Mikkelsen	68	288	722	.399	215	286	.752	123	222	791	11.6
Ferrin	63	132	396	.333	76	109	.697	95	147	340	5.4
Schaefer	65	122	314	.389	86	101	.851	203	104	330	5.1
Harrison	66	125	348	.359	50	74	.676	131	175	300	4.5
Martin	67	106	302	.351	59	93	.634	148	162	271	4.0
Carlson	57	99	290	.341	69	95	.726	76	126	267	4.7
Jaros	61	84	289	.291	72	96	.750	60	106	240	3.9
Hassett†	42	38	145	.262	35	67	.522	69	82	111	2.6
Grant	35	42	115	.365	7	17	.412	19	36	91	2.6
Walther*	22	32	80	.400	11	21	.524	10	39	75	3.4
Slump*	23	27	95	.284	7	14	.500	23	32	61	2.7
Glick	1	1	1	1.000	0	0	-	1	2	2	2.0

\*Finished season with another team. †Totals with Lakers only.

DATE	OPPONENT	BOX SCORE	W / L	DATE	OPPONENT	BOX SCORE	W / L
Nov. 2	@ Philadelphia	W 81-69	1-0	Jan. 17	@ Boston	W 105-79	27-12
Nov. 5	@ Baltimore	W 92-77	2-0	Jan. 18	@ Washington	W 76-68	28-12
Nov. 8	@ Washington	W 68-66	3-0	Jan. 19	@ New York	W 94-83	29-12
Nov. 10	@ Boston	W 98-84	4-0	Jan. 20	@ Philadelphia	L 89-90	29-13
Nov. 12	@ Chicago	L 79-86	4-1	Jan. 22	Chicago	W 103-75	30-13
Nov. 16	St. Louis	W 94-71	5-1	Jan. 24	@ Chicago	W 80-68	31-13
Nov. 17	@ St. Louis	L 65-78	5-2	Jan. 25	St. Louis	W 85-78	32-13
Nov. 19	@ Anderson	L 80-83	5-3	Jan. 29	Washington	W 88-60	33-13
Nov. 20	Indianapolis	W 121-95	6-3	Feb. 1	New York	W 96-81	34-13
Nov. 23	Baltimore	W 84-71	7-3	Feb. 2	@ Fort Wayne	W 79-78	35-13
Nov. 25	@ Detroit	W 101-81	8-3	Feb. 5	Philadelphia	W 100-67	36-13
Nov. 27	Chicago	L 82-96	8-4	Feb. 9	Washington	W 71-59	37-13
Nov. 30	New York	W 102-92	9-4	Feb. 12	Boston	W 88-70	38-13
Dec. 1	@ Indianapolis	L 68-86	9-5	Feb. 15	Rochester	W 92-70	39-13
Dec. 3	@ Chicago	W 91-80	10-5	Feb. 16	@ St. Louis	W 72-71	40-13
Dec. 4	Rochester	W 95-80	11-5	Feb. 17	Waterloo at St. Paul	W 80-74	41-13
Dec. 7	Washington	W 93-76	12-5	Feb. 19	Chicago	W 96-83	42-13
Dec. 8	@ Fort Wayne	L 66-87	12-6	Feb. 22	St. Louis	W 100-57	43-13
Dec. 10	Detroit at Rochester	W 89-76	13-6	Feb. 25	@ Rochester	L 64-66	43-14
Dec. 11	Philadelphia	W 90-81	14-6	Feb. 26	Tri-Cities	W 80-66	44-14
Dec. 14	@ New York	L 84-94	14-7	Feb. 28	Fort Wayne	W 71-65	45-14
Dec. 15	@ Baltimore	L 68-87	14-8	Mar. 2	@ Baltimore	W 88-68	46-14
Dec. 18	Boston	W 77-72	15-8	Mar. 3	@ Philadelphia	L 61-66	46-15
Dec. 20	@ Rochester	L 62-87	15-9	Mar. 4	@ New York	W 84-75	47-15
Dec. 21	@ Washington	W 75-61	16-9	Mar. 5	@ Syracuse	L 75-84	47-16
Dec. 22	@ Boston	L 69-87	16-10	Mar. 7	Sheboygan	W 90-73	48-16
Dec. 25	Fort Wayne	W 72-58	17-10	Mar. 8	Phil. at St. Paul	W 68-65	49-16
Dec. 26	@ Tri-Cities	W 78-76	18-10	Mar. 12	New York	W 87-66	50-16
Dec. 28	Baltimore	W 88-77	19-10	Mar. 15	Baltimore	W 96-62	51-16
Dec. 31	@ Waterloo	W 86-68	20-10	Mar. 19	@ Fort Wayne	L 67-69	51-17
Jan. 1	Anderson	W 87-75	21-10				
Jan. 4	Fort Wayne	W 91-75	22-10				
Jan. 5	@ Sheboygan	L 82-85	22-11				
Jan. 8	Boston	W 85-80	23-11				
Jan. 11	Syracuse	W 98-88	24-11				
Jan. 12	@ St. Louis	W 89-73	25-11				
Jan. 14	@ Rochester	L 77-83	25-12				
Jan. 15	Rochester	W 85-73	26-12				

# 1950-51 MINNEAPOLIS LAKERS



## 44-24 - 1ST IN WESTERN DIVISION

**Head Coach:** John Kundla  
**Players:** Arnie Ferrin, Bud Grant, Bob Harrison, Joe Hutton, Tony Jaros, Slater Martin, George Mikan, Vern Mikkelsen, Kevin O'Shea, Jim Pollard, Ed Beach

### 1950-51 REGULAR SEASON STATISTICS / GAME-BY-GAME RESULTS

	G	FGM	FGA	Pct.	FTM	FTA	Pct.	Reb.	Ast.	PF	Dq.	Pts.	Avg.
Mikan	68	678	1584	.428	576	717	.803	958	208	308	14	1932	28.4
Mikkelsen	64	359	893	.402	186	275	.676	655	181	260	13	904	14.1
Pollard	54	256	728	.352	117	156	.750	484	184	157	4	629	11.6
Martin	68	227	627	.362	121	177	.684	246	235	199	3	575	8.5
Harrison	68	150	432	.347	101	128	.789	172	195	218	5	401	5.9
Ferrin	68	119	373	.319	114	164	.695	271	107	220	8	352	5.2
O'Shea	63	87	267	.326	97	134	.724	125	100	99	1	271	4.3
Jaros	63	88	287	.307	65	103	.631	131	72	131	0	241	3.8
Grant	61	53	184	.288	52	83	.627	115	71	106	0	158	2.6
Hutton	60	59	180	.328	29	43	.647	102	53	89	1	147	2.5
Beach*	11	8	35	.229	6	9	.667	25	2	14	0	22	2.0

\*Finished season with another team.

DATE	OPPONENT	BOX SCORE	W / L	DATE	OPPONENT	BOX SCORE	W / L
Nov. 1	@ Baltimore	L 71-81	0-1	Jan. 23	Baltimore at Johnstown	W 89-79	27-15
Nov. 4	@ Washington	W 91-85	1-1	Jan. 18	@ New York	L 78-95	24-15
Nov. 5	@ Syracuse	L 87-90	1-2	Jan. 20	Fort Wayne at Milw.	W 89-70	25-15
Nov. 9	@ Boston	L 71-76	1-3	Jan. 21	Tri-Cities	W 89-82	26-15
Nov. 12	Philadelphia	W 83-70	2-3	Jan. 25	@ Philadelphia	W 90-71	28-15
Nov. 15	Syracuse	W 72-71 (OT)	3-3	Jan. 28	Indianapolis	W 101-75	29-15
Nov. 16	@ New York	L 69-71	3-4	Jan. 31	Tri-Cities	W 106-78	30-15
Nov. 18	@ Rochester	W 86-77 (2OT)	4-4	Feb. 3	@ Indianapolis	W 89-84	31-15
Nov. 19	Rochester	W 90-77	5-4	Feb. 4	Boston Celtics	W 98-84	32-15
Nov. 22	Fort Wayne	L 18-19	5-5	Feb. 7	@ Fort Wayne	L 86-96	32-16
Nov. 23	@ Fort Wayne	L 63-73	5-6	Feb. 8	Rochester	W 69-58	33-16
Nov. 26	Baltimore	W 85-71	6-6	Feb. 11	Indianapolis	W 91-78	34-16
Nov. 29	Tri-Cities	W 85-66	7-6	Feb. 14	Baltimore	W 99-71	35-16
Dec. 1	@ Indianapolis	L 65-66	7-7	Feb. 16	@ Indianapolis	W 76-71	36-16
Dec. 3	Philadelphia	W 95-83	8-7	Feb. 17	@ Rochester	L 82-87	36-17
Dec. 6	New York	W 84-62	9-7	Feb. 18	@ Syracuse	L 80-91	36-18
Dec. 9	@ Tri-Cities	W 88-79	10-7	Feb. 21	Syracuse	W 82-76	37-18
Dec. 10	Tri-Cities	W 114-101	11-7	Feb. 24	Fort Wayne	W 95-78	38-18
Dec. 13	Rochester	L 72-82	11-8	Feb. 25	Indianapolis	L 73-75	38-19
Dec. 15	@ Indianapolis	W 82-71	12-8	Feb. 27	Tri-Cities at Milw.	W 83-77	39-19
Dec. 16	@ Tri-Cities	W 86-71	13-8	Feb. 28	@ Fort Wayne	L 73-77	39-20
Dec. 17	Indianapolis	W 79-60	14-8	Mar. 1	@ Philadelphia	L 77-97	39-21
Dec. 19	@ Philadelphia	L 67-71	14-9	Mar. 3	@ Tri-Cities	W 99-88	40-21
Dec. 20	@ Baltimore	L 84-91	14-10	Mar. 4	@ Boston	L 86-92	40-22
Dec. 23	@ Boston	L 81-87	14-11	Mar. 6	@ Rochester	L 79-90	40-23
Dec. 25	Washington	W 93-79	15-11	Mar. 8	@ New York	L 94-97	40-24
Dec. 27	Baltimore	W 81-63	16-11	Mar. 11	Boston	W 98-96 (2OT)	41-24
Dec. 28	@ Rochester	L 67-75	16-12	Mar. 14	Syracuse	W 100-76	42-24
Dec. 31	Philadelphia	W 83-73	17-12	Mar. 17	@ Tri-Cities	W 92-91	43-24
Jan. 1	@ Fort Wayne	L 70-83	17-13	Mar. 18	New York	W 86-68	44-24
Jan. 3	Fort Wayne	W 86-64	18-13				
Jan. 4	@ Syracuse	W 80-77	19-13				
Jan. 5	Boston	W 69-54	20-13				
Jan. 7	Rochester	W 69-57	21-13				
Jan. 10	New York	W 70-65	22-13				
Jan. 11	@ Tri-Cities	W 113-109	23-13				
Jan. 14	Indianapolis	W 86-84	24-13				
Jan. 16	@ Indianapolis	L 68-82	24-14				



**40-26 - 2ND IN  
WESTERN DIVISION**

*Head Coach:* John Kundla  
*Standing:* Slater Martin, Joe Hutton, Frank Saul,  
 Bob Harrison, Jim Pollard, Howie Schultz,  
 Vern Mikkelsen, Lew Hitch, George Mikan  
*Not pictured:* John Pilch, Whiley Skoog



*NBA Champions*

**1951-52 REGULAR SEASON STATISTICS / GAME-BY-GAME RESULTS**

	G	Min.	FGM	FGA	Pct.	FTM	FTA	Pct.	Reb.	Ast.	PF	Dq.	Pts.	Avg.
Mikan	64	2572	545	1414	.385	433	555	.780	866	194	286	14	1523	23.8
Mikkelsen	66	2345	363	866	.419	283	372	.761	681	180	282	16	1009	15.3
Pollard	65	2545	411	1155	.356	183	260	.704	593	234	199	4	1005	15.5
Martin	66	2480	237	632	.375	142	190	.747	228	249	226	9	616	9.3
Sault	25	759	72	185	.389	71	93	.763	-	68	66	-	215	8.6
Harrison	65	1712	156	487	.320	89	124	.718	160	188	203	9	401	6.2
Schultz	66	1301	89	315	.283	90	119	.756	246	102	197	13	268	4.1
Skoog	35	988	102	296	.345	30	38	.789	122	60	94	4	234	6.7
Hitch	61	849	77	215	.358	63	94	.670	243	50	89	3	217	3.6
Hutton	60	723	53	158	.335	49	70	.700	85	62	110	1	155	2.6
Pilch	9	41	1	10	.100	3	6	.500	9	2	10	0	5	0.6

*Totals with Lakers only.*

DATE	OPPONENT	BOX SCORE	W / L	DATE	OPPONENT	BOX SCORE	W / L
Nov. 3	@ Rochester	W 93-74	1-0	Jan. 20	Rochester	W 91-81 (2OT)	25-14
Nov. 4	@ Syracuse	L 67-98	1-1	Jan. 23	Syracuse	L 97-99 (OT)	25-15
Nov. 9	@ Philadelphia	L 86-98	1-2	Jan. 26	@ Milwaukee	W 57-56	26-15
Nov. 10	@ New York	W 89-73	2-2	Jan. 27	Milwaukee	W 91-62	27-15
Nov. 11	@ Boston	L 72-77	2-3	Jan. 30	New York	W 77-65	28-15
Nov. 12	@ Baltimore	W 90-80	3-3	Jan. 31	@ Fort Wayne	W 85-78	29-15
Nov. 13	@ Indianapolis	W 77-71	4-3	Feb. 1	@ Indianapolis	L 77-85	29-16
Nov. 17	Fort Wayne	W 68-64	5-3	Feb. 3	Rochester	W 77-75	30-16
Nov. 22	Rochester	W 70-65 (2OT)	6-3	Feb. 7	Rochester	W 86-75	31-16
Nov. 24	@ Milwaukee	W 72-59	7-3	Feb. 9	Fort Wayne	L 67-70	31-17
Nov. 25	Indianapolis	W 82-73	8-3	Feb. 10	@ Milwaukee	L 69-70 (2OT)	31-18
Nov. 28	Boston	W 90-76	9-3	Feb. 14	Milw. at Grand Forks	W 109-74	32-18
Dec. 1	Fort Wayne	W 89-69	10-3	Feb. 16	Boston at St. Paul	L 75-77	32-19
Dec. 2	@ Fort Wayne	L 61-63	10-4	Feb. 17	@ Fort Wayne	L 87-99	32-20
Dec. 5	Syracuse	L 81-83 (OT)	10-5	Feb. 19	@ New York	L 96-98	32-21
Dec. 8	Baltimore at St. Paul	W 85-64	11-5	Feb. 20	@ Baltimore	W 93-78	33-21
Dec. 9	Indianapolis	L 78-85	11-6	Feb. 21	@ Syracuse	L 80-88	33-22
Dec. 11	@ Indianapolis	L 69-85	11-7	Feb. 23	@ Rochester	W 83-73	34-22
Dec. 12	Baltimore	W 99-79	12-7	Feb. 24	@ Fort Wayne	L 70-83	34-23
Dec. 16	Milwaukee	W 99-52	13-7	Feb. 25	Philadelphia	W 108-95	35-23
Dec. 18	@ New York	L 67-69	13-8	Mar. 1	Indianapolis at St. Paul	W 98-88	36-23
Dec. 21	@ Philadelphia	L 103-105	13-9	Mar. 2	@ Milwaukee	W 96-85	37-23
Dec. 22	@ Baltimore	W 96-90 (3OT)	14-9	Mar. 4	@ Philadelphia	L 81-83	37-24
Dec. 23	@ Fort Wayne	L 79-81	14-10	Mar. 5	@ Boston	L 74-82	37-25
Dec. 25	Boston	W 100-93	15-10	Mar. 8	@ Rochester	L 92-94 (OT)	37-26
Dec. 30	Philadelphia	W 93-64	16-10	Mar. 9	Rochester	W 96-90	38-26
Jan. 1	Syracuse	W 82-80	17-10	Mar. 12	New York	W 85-83	39-26
Jan. 4	Fort Wayne at St. Paul	W 79-64	18-10	Mar. 16	Baltimore	W 126-82	40-26
Jan. 5	Indianapolis at Hibbing	W 86-65	19-10				
Jan. 6	New York	W 107-92	20-10				
Jan. 8	@ Indianapolis	L 75-82	20-11				
Jan. 9	Indianapolis	W 91-74	21-11				
Jan. 11	@ Milwaukee	W 75-63	22-11				
Jan. 12	Milwaukee at KC, MO	W 96-84	23-11				
Jan. 13	Philadelphia	L 81-88	23-12				
Jan. 16	@ Boston	W 108-94	24-12				
Jan. 17	@ Syracuse	L 105-110 (3OT)	24-13				
Jan. 19	@ Rochester	L 85-96	24-14				

# 1952-53 MINNEAPOLIS LAKERS



## 48-22- 1ST IN WESTERN DIVISION

Head Coach: John Kundla  
 Standing: Slater Martin, Frank Saul, Jim Holstein,  
 Vern Mikkelsen, Lew Hitch,  
 George Mikán, Jim Pollard, Bob Harrison,  
 Whitley Skoog  
 Not pictured: Howie Schultz

*NBA Champions*

### 1952-53 REGULAR SEASON STATISTICS / GAME-BY-GAME RESULTS

	G	Min.	FGM	FGA	Pct.	FTM	FTA	Pct.	Reb.	Ast.	PF	Dq.	Pts.	Avg.
Mikan	70	2651	500	1252	.399	442	567	.780	1007	201	290	12	1442	20.6
Mikkelsen	70	2465	378	868	.435	291	387	.752	654	148	289	14	1047	15.0
Pollard	66	2403	333	933	.357	193	251	.769	452	231	194	3	859	13.0
Martin	70	2556	260	634	.410	224	287	.780	186	250	246	4	744	10.6
Saul	70	1796	187	471	.397	142	200	.710	141	110	174	3	516	7.4
Harrison	70	1643	195	518	.376	107	165	.648	153	160	264	16	497	7.1
Holstein	66	989	98	274	.358	70	105	.667	173	74	128	1	266	4.0
Hitch	70	1027	89	255	.349	83	136	.610	275	66	122	2	261	3.7
Skoog	68	996	102	264	.386	46	61	.754	121	82	137	2	250	3.7
Schultz	40	474	24	90	.267	43	62	.694	80	29	73	1	91	2.3

DATE	OPPONENT	BOX SCORE	W / L	DATE	OPPONENT	BOX SCORE	W / L
Nov. 1	Boston	W 94-91	1-0	Jan. 17	@ Rochester	L 101-109	29-10
Nov. 2	@ Fort Wayne	W 81-69	2-0	Jan. 18	Milwaukee	L 70-83	29-11
Nov. 5	@ Baltimore	W 97-75	3-0	Jan. 23	@ Milwaukee at Ind.	L 65-67	29-12
Nov. 8	@ Philadelphia	W 93-71	4-0	Jan. 25	Boston	W 87-82	30-12
Nov. 9	@ Syracuse	L 89-96	4-1	Jan. 27	Fl. Wayne at Grand Forks	W 96-76	31-12
Nov. 11	@ Boston	W 101-92	5-1	Jan. 29	Syracuse	L 65-83	31-13
Nov. 13	@ New York	L 91-100	5-2	Jan. 31	Fort Wayne	W 87-80	32-13
Nov. 15	@ Rochester	L 89-97	5-3	Feb. 1	@ Fort Wayne	W 92-76	33-13
Nov. 16	Milwaukee	W 87-51	6-3	Feb. 3	@ Indianapolis	L 93-96 (3OT)	33-14
Nov. 20	@ Fort Wayne	W 89-81	7-3	Feb. 5	New York	W 81-73	34-14
Nov. 22	Fort Wayne	W 96-89	8-3	Feb. 7	@ Rochester	L 72-87	34-15
Nov. 23	@ Milwaukee	W 62-46	9-3	Feb. 8	Indianapolis	W 71-67	35-15
Nov. 27	Indianapolis	W 90-69	10-3	Feb. 12	Syracuse	W 91-81	36-15
Nov. 28	@ Indianapolis	W 97-82	11-3	Feb. 14	Philadelphia	W 92-84	37-15
Nov. 29	@ Rochester	L 71-83	11-4	Feb. 15	@ Milwaukee	W 80-71	38-15
Nov. 30	Philadelphia	W 91-66	12-4	Feb. 17	Baltimore at St. Paul	L 70-74	38-16
Dec. 1	Baltimore at St. Paul	W 89-67	13-4	Feb. 19	Rochester	W 107-87	39-16
Dec. 3	@ Boston	W 106-102	14-4	Feb. 21	Fort Wayne	W 85-75	40-16
Dec. 4	@ New York	W 81-71	15-4	Feb. 22	@ Fort Wayne	L 78-90	40-17
Dec. 6	New York	W 85-78	16-4	Feb. 24	@ New York	L 63-79	40-18
Dec. 8	@ Indianapolis at Milw.	L 76-81	16-5	Feb. 25	@ Baltimore	W 85-72	41-18
Dec. 11	Syracuse	W 82-79	17-5	Feb. 26	@ Philadelphia	W 85-73	42-18
Dec. 14	Rochester	W 95-77	18-5	Feb. 27	Philadelphia at Clev.	W 98-75	43-18
Dec. 19	@ Indianapolis	W 87-69	19-5	Mar. 1	Philadelphia at St. Paul	W 102-80	44-18
Dec. 20	@ Milwaukee	L 75-86	19-6	Mar. 3	Fort Wayne at Milw.	W 86-68	45-18
Dec. 25	Indianapolis	W 90-73	20-6	Mar. 5	@ Syracuse	L 91-94	45-19
Dec. 27	Boston	W 94-71	21-6	Mar. 6	@ Boston	L 85-100	45-20
Dec. 28	Milwaukee	W 86-77	22-6	Mar. 7	@ Rochester	L 82-84	45-21
Dec. 30	@ Indianapolis	L 69-74	22-7	Mar. 8	Milwaukee	W 100-73	46-21
Dec. 31	Baltimore	L 82-56	23-7	Mar. 9	@ Ind. at Moorhead	L 83-95	46-22
Jan. 2	Milwaukee at Chicago	W 74-66	24-7	Mar. 12	Rochester	W 89-77	47-22
Jan. 3	Milwaukee at Hibbing	W 79-75	25-7	Mar. 17	@ Indianapolis	W 73-71	48-22
Jan. 4	Rochester	W 83-80 (OT)	26-7				
Jan. 6	@ Rochester at Milw.	L 69-85	26-8				
Jan. 8	@ Syracuse	L 67-75	26-9				
Jan. 10	Fort Wayne at St. Paul	W 84-79	27-9				
Jan. 11	New York	W 85-79	28-9				
Jan. 14	@ Baltimore	W 112-104 (2OT)	29-9				





# 1953-54 MINNEAPOLIS LAKERS

## 46-26 - 1ST IN WESTERN DIVISION

**Head Coach:** John Kundla  
**Standing:** Slater Martin, Frank Saul, Jim Holstein,  
 Jim Pollard, Clyde Lovellette,  
 George Mikan, Vern Mikkelsen,  
 Dick Schnittker, Whitey Skoog  
**Not pictured:** James Fritsche, Bob Harrison

*NBA Champions*



### 1953-54 REGULAR SEASON STATISTICS / GAME-BY-GAME RESULTS

	G	Min.	FGM	FGA	Pct.	FTM	FTA	Pct.	Reb.	Ast.	PF	Dq.	Pts.	Avg.
Mikan	72	2362	441	1160	.380	424	546	.777	1028	174	268	4	1306	18.1
Pollard	71	2483	326	882	.370	179	230	.778	500	214	161	0	831	11.7
Mikkelsen	72	2247	288	771	.374	221	298	.742	615	119	264	7	797	11.1
Martin	69	2472	254	654	.388	176	243	.724	166	253	198	3	684	9.9
Lovellette	72	1255	237	560	.423	114	164	.695	419	51	210	2	588	8.2
Skoog	71	1877	212	530	.400	72	97	.742	224	179	234	5	496	7.0
Saul	71	1805	162	467	.347	128	170	.753	159	139	149	3	452	6.4
Harrison*	64	1443	144	449	.321	94	158	.595	130	139	218	-	382	6.0
Schnittker	71	1040	122	307	.397	86	132	.652	178	59	178	3	330	4.6
Fritsche**	68	1221	116	379	.306	49	68	.721	217	73	103	0	281	4.1
Holstein	70	1155	88	288	.306	64	112	.571	204	79	140	0	240	3.4

\*Harrison - Played with Minneapolis, Milwaukee (totals w/ both teams). \*\*Fritsche - Played with Minneapolis, Baltimore (totals w/ both teams).

DATE	OPPONENT	BOX SCORE	W / L	DATE	OPPONENT	BOX SCORE	W / L
Oct. 30	@ Milwaukee	L 59-69	0-1	Jan. 18	Milwaukee at KC, MO	W 91-72	24-15
Oct. 31	@ New York	L 67-91	0-2	Jan. 23	Fort Wayne	W 75-72	25-15
Nov. 1	@ Boston	W 84-79	1-2	Jan. 26	@ Milwaukee	W 84-69	26-15
Nov. 4	@ Baltimore	W 77-75	2-2	Jan. 27	Baltimore	W 76-73	27-15
Nov. 5	@ Syracuse	W 77-65	3-2	Jan. 28	Baltimore at Grand Forks	W 104-82	28-15
Nov. 7	New York	W 70-62	4-2	Jan. 30	Milwaukee	W 80-64	29-15
Nov. 10	@ Ft. Wayne at Milw.	L 62-78	4-3	Jan. 31	Boston	W 82-67	30-15
Nov. 13	@ Milwaukee	W 92-84	5-3	Feb. 2	@ Rochester	W 87-78	31-15
Nov. 14	@ Rochester	L 91-98 (3OT)	5-4	Feb. 3	New York at Boston	W 91-79	32-15
Nov. 15	Boston at NYC	W 89-74	6-4	Feb. 4	@ Baltimore	W 82-70	33-15
Nov. 17	Fort Wayne at Buffalo	W 83-66	7-4	Feb. 6	Philadelphia	W 97-94	34-15
Nov. 19	@ Philadelphia	W 107-79	8-4	Feb. 7	@ Fort Wayne	L 83-90	34-16
Nov. 21	Rochester	W 76-70	9-4	Feb. 8	Philadelphia at Spencer	W 106-91	35-16
Nov. 22	Milwaukee at Ft. Wayne	W 57-55	10-4	Feb. 9	Philadelphia at Huron	W 70-67	36-16
Nov. 26	Philadelphia	W 88-80	11-4	Feb. 11	Baltimore	W 110-82	37-16
Nov. 29	Boston	W 95-82	12-4	Feb. 12	@ Milwaukee at Toledo	L 62-71	37-17
Dec. 3	Syracuse at Moorhead	W 87-74	13-4	Feb. 13	Phila. at Grand Rapids	W 86-77	38-17
Dec. 5	Syracuse	W 90-80	14-4	Feb. 14	Rochester	W 105-77	39-17
Dec. 12	New York	W 71-67	15-4	Feb. 16	Rochester at Hibbing	W 85-79	40-17
Dec. 13	@ Roch. at Ft. Wayne	L 70-87	15-5	Feb. 18	Boston	L 92-105	40-18
Dec. 15	@ New York	L 79-80	15-6	Feb. 20	Syracuse	W 83-68	41-18
Dec. 16	Milwaukee at Boston	W 69-63	16-6	Feb. 21	@ Syracuse	L 73-100	41-19
Dec. 17	@ Baltimore	L 64-75	16-7	Feb. 22	@ Phil. at New Haven	L 72-79	41-20
Dec. 19	@ Rochester	W 91-78	17-7	Feb. 23	@ New York	W 100-82	42-20
Dec. 20	@ Syracuse	L 76-81	17-8	Feb. 25	@ Philadelphia	L 72-81	42-21
Dec. 25	Baltimore at St. Paul	L 78-88	17-9	Feb. 27	@ Baltimore	W 95-85	43-21
Dec. 26	Fort Wayne	W 77-71	18-9	Feb. 28	@ Fort Wayne	L 77-94	43-22
Dec. 27	@ Fort Wayne	W 79-75	19-9	Mar. 2	Syracuse at St. Paul	W 91-87	44-22
Dec. 30	Fort Wayne	L 80-97	19-10	Mar. 5	@ Boston	L 106-128	44-23
Jan. 2	New York	W 78-74	20-10	Mar. 6	@ Rochester	L 59-74	44-24
Jan. 4	@ Rochester at Chicago	L 84-85	20-11	Mar. 7	Milwaukee	W 65-63	45-24
Jan. 7	Rochester	W 89-71	21-11	Mar. 9	@ Rochester at Ind.	L 61-70	45-25
Jan. 9	@ Milwaukee	W 78-67	22-11	Mar. 10	New York	L 76-85	45-26
Jan. 10	Boston	W 99-85	23-11	Mar. 13	Fort Wayne	W 93-66	46-26
Jan. 13	@ Boston	L 84-88	23-12				
Jan. 14	@ Syracuse	L 71-96	23-13				
Jan. 16	Milwaukee	L 58-64	23-14				
Jan. 17	@ Fort Wayne	L 83-86	23-15				

# 1954-55 MINNEAPOLIS LAKERS



## 40-32 - 2ND IN WESTERN DIVISION

**Head Coach:** John Kundla  
**Players:** Robert Carney, Lew Hitch, Jim Holstein, Ed Kalafat, Clyde Lovellette, Slater Martin, Vern Mikkelsen, Jim Pollard, Dick Schnittker, Whitey Skoog, Don Sunderlage, Bobby Watson

### 1954-55 REGULAR SEASON STATISTICS / GAME-BY-GAME RESULTS

	G	Min.	FGM	FGA	Pct.	FTM	FTA	Pct.	Reb.	Ast.	PF	Dq.	Pts.	Avg.
Mikkelsen	71	2559	440	1043	.422	447	598	.747	722	145	319	14	1327	18.7
Lovellette	70	2361	519	1192	.435	273	398	.686	802	100	262	6	1311	18.7
Martin	72	2784	350	919	.381	276	359	.769	260	427	221	7	976	13.6
Skoog	72	2365	330	836	.395	125	155	.806	303	251	265	10	785	10.9
Schnittker	72	1798	226	583	.388	298	362	.823	349	114	231	7	750	10.4
Pollard	63	1960	265	749	.354	151	186	.812	458	160	147	3	681	10.8
Hitch*	74	1774	167	417	.400	115	169	.680	438	125	110	0	449	6.1
Kalafat	72	1102	118	375	.315	111	168	.661	317	75	205	9	347	4.8
Holstein	62	980	107	330	.324	67	94	.713	206	58	107	0	281	4.5
Watson**	63	702	72	223	.323	31	45	.689	87	79	67	0	175	2.8
Sunderlage	45	404	33	133	.248	48	73	.658	56	37	57	0	114	2.5
Carney	19	244	24	64	.375	21	40	.525	45	16	36	0	69	3.6

\*Hitch - Played with Milwaukee, Minneapolis (totals w/ both teams). \*\*Watson - Played with Minneapolis, Milwaukee (totals w/ both teams).

DATE	OPPONENT	BOX SCORE	W / L	DATE	OPPONENT	BOX SCORE	W / L
Oct. 30	@ New York	L 83-94	0-1	Jan. 16	Philadelphia	W 106-98	20-19
Oct. 31	@ Syracuse	W 97-94	1-1	Jan. 19	Milw. at New Orleans	W 95-81	21-19
Nov. 6	Milwaukee at Buffalo	W 79-67	2-1	Jan. 20	Milw. at Shreveport	W 97-90	22-19
Nov. 7	New York	L 93-103 (OT)	2-2	Jan. 21	Milw. at Baton Rouge	W 100-92	23-19
Nov. 14	Syracuse	W 99-92	3-2	Jan. 23	Milwaukee	W 82-79	24-19
Nov. 25	Rochester	W 95-84	4-2	Jan. 27	@ Milwaukee at Huron	L 79-85	24-20
Nov. 27	@ Fort Wayne	L 81-97	4-3	Jan. 29	Fort Wayne	W 100-91	25-20
Nov. 28	Boston	W 115-108	5-3	Jan. 30	@ Fort Wayne	L 92-99	25-21
Nov. 30	@ Ft. Wayne at NYC	L 90-92	5-4	Feb. 2	New York at St. Paul	W 96-81	26-21
Dec. 1	@ Philadelphia	W 91-88	6-4	Feb. 3	New York	W 90-83	27-21
Dec. 2	@ Milw. at Ft. Wayne	L 108-117	6-5	Feb. 5	Milwaukee at Waterloo	W 103-87	28-21
Dec. 4	@ Milwaukee	L 88-95	6-6	Feb. 6	Milwaukee	L 99-101	28-22
Dec. 5	Milwaukee	W 104-102 (OT)	7-6	Feb. 8	@ New York	L 95-98	28-23
Dec. 7	@ New York	L 89-97	7-7	Feb. 9	@ New York at Boston	L 112-118	28-24
Dec. 8	@ Boston	W 101-99	8-7	Feb. 10	@ Syracuse	L 81-85	28-25
Dec. 11	@ Rochester	W 91-83	9-7	Feb. 12	@ Rochester	W 96-95	29-25
Dec. 12	New York	W 80-73	10-7	Feb. 13	Philadelphia	W 103-93	30-25
Dec. 14	@ Boston at NYC	L 108-115	10-8	Feb. 19	Fort Wayne	W 98-92	31-25
Dec. 15	@ Rochester at Buffalo	L 97-99 (OT)	10-9	Feb. 20	Rochester	W 105-92	32-25
Dec. 18	Syracuse	W 86-83	11-9	Feb. 21	Rochester at Spencer	W 112-110	33-25
Dec. 19	@ Syracuse	L 93-108	11-10	Feb. 23	@ Ft. Wayne at St. Louis	L 97-120	33-26
Dec. 25	Philadelphia	W 99-91	12-10	Feb. 24	Boston	W 112-98	34-26
Dec. 26	Boston	W 87-82	13-10	Feb. 25	@ Boston at Moorhead	L 104-107	34-27
Dec. 29	@ Boston at Hibbing	W 129-118 (OT)	14-10	Feb. 26	Fort Wayne	L 89-90	34-28
Dec. 30	@ Fort Wayne at Minot	L 76-93	14-11	Feb. 27	Rochester	W 93-84	35-28
Dec. 31	@ Fort Wayne	W 103-91	15-11	Feb. 28	Fort Wayne at St. Paul	L 88-90	35-29
Jan. 2	Rochester	L 100-102	15-12	Mar. 3	@ Roch. at Ft. Wayne	L 76-83	35-30
Jan. 3	Philadelphia at Chicago	W 76-74	16-12	Mar. 4	@ Boston	W 121-106	36-30
Jan. 4	@ Fort Wayne at Elkhart	L 92-93	16-13	Mar. 5	@ Rochester	W 107-104 (OT)	37-30
Jan. 5	@ Philadelphia	L 85-106	16-14	Mar. 6	Milwaukee	L 98-100	37-31
Jan. 6	@ Syracuse	W 117-106	17-14	Mar. 7	New York at Boston	W 97-96	38-31
Jan. 8	Syracuse	L 97-100	17-15	Mar. 9	@ Philadelphia	L 89-102	38-32
Jan. 9	@ Fort Wayne	L 86-89	17-16	Mar. 10	@ Syracuse at NYC	W 96-93	39-32
Jan. 11	Syracuse	W 93-82	18-16	Mar. 12	Phila. at Des Moines	W 86-78	40-32
Jan. 12	@ Rochester	W 102-88	19-16				
Jan. 13	@ Philadelphia	L 96-102 (OT)	19-17				
Jan. 14	@ Boston	L 95-100	19-18				
Jan. 15	@ Rochester	L 90-93	19-19				



# 1955-56 MINNEAPOLIS LAKERS

## 33-39 - 3RD IN WESTERN DIVISION

**Head Coach:** John Kundla  
**Asst. Coach:** Dave MacMillan  
**Players:** Ron Feireisel, Dick Garmaker, Lew Hitch, Johnny Horan, Ed Kalafat, Clyde Lovellette, Slater Martin, Charles Mencil, George Mikán, Vern Mikkelsen, Dick Schnitlker, Whitey Skoog, \*Bob Williams



## 1955-56 REGULAR SEASON STATISTICS / GAME-BY-GAME RESULTS

	G	Min.	FGM	FGA	Pct.	FTM	FTA	Pct.	Reb.	Ast.	PF	Dq.	Pts.	Avg.
Lovellette	71	2518	594	1370	.434	338	469	.721	992	164	245	5	1526	21.5
Mikkelsen	72	2100	317	821	.386	328	408	.804	608	173	319	17	962	13.4
Martin	72	2838	309	863	.358	329	395	.833	260	445	202	2	947	13.2
Skoog	72	2311	340	854	.398	155	193	.803	291	255	232	5	835	11.6
Schnitlker	72	1930	254	647	.393	304	355	.856	296	142	253	4	812	11.3
Kalafat	72	1639	194	540	.359	186	252	.738	440	130	236	2	574	8.0
Mikan	37	765	148	375	.395	94	122	.770	308	53	153	6	390	10.5
Garmaker	68	870	138	373	.370	112	139	.806	132	104	127	0	388	5.7
Mencil	69	973	120	375	.320	78	96	.813	110	132	74	1	318	4.6
Hitch	69	1129	94	235	.400	100	132	.758	283	77	85	0	288	4.2
Williams	20	173	21	46	.457	24	45	.533	54	7	36	1	66	3.3
Feireisel	10	59	8	28	.286	14	16	.875	6	6	9	0	30	3.0
Horan†	12	50	4	16	.250	4	5	.800	6	1	7	0	12	1.0

†Totals with Lakers only.

DATE	OPPONENT	BOX SCORE	W / L	DATE	OPPONENT	BOX SCORE	W / L
Nov. 5	@ St. Louis	L 89-101	0-1	Jan. 18	Philadelphia at St. Paul	W 105-94	17-22
Nov. 6	@ Fort Wayne	W 96-95	1-1	Jan. 19	@ Syracuse	L 100-122	17-23
Nov. 9	@ Philadelphia	L 106-117	1-2	Jan. 20	@ New York at Boston	L 109-122	17-24
Nov. 10	@ New York	L 105-112	1-3	Jan. 21	@ New York	W 109-89	18-24
Nov. 11	@ Boston	L 75-119	1-4	Jan. 22	New York	L 95-100	18-25
Nov. 12	@ Phila. at Hershey	L 89-100	1-5	Jan. 25	New York	W 104-95	19-25
Nov. 16	@ Syracuse	L 91-105	1-6	Jan. 28	Philadelphia	L 85-108	19-26
Nov. 19	@ Rochester	W 91-90	2-6	Jan. 29	St. Louis	L 107-114	19-27
Nov. 20	Rochester	L 96-104	2-7	Jan. 31	Rochester at St. Louis	W 92-86	20-27
Nov. 24	St. Louis	W 107-99	3-7	Feb. 1	Boston	W 107-106	21-27
Nov. 26	@ St. Louis	L 95-104	3-8	Feb. 2	@ Boston at St. Louis	L 101-102	21-28
Nov. 27	Philadelphia	W 99-94	4-8	Feb. 5	Rochester	L 109-121	21-29
Nov. 30	@ St. Louis at Roch.	L 97-99	4-9	Feb. 8	Fort Wayne	W 106-82	22-29
Dec. 1	New York at Phila.	W 97-90	5-9	Feb. 11	Philadelphia	L 102-117	22-30
Dec. 3	@ Syracuse	L 103-114	5-10	Feb. 12	@ Fort Wayne	L 78-82	22-31
Dec. 4	Syracuse	L 96-102	5-11	Feb. 14	Rochester at St. Louis	W 110-79	23-31
Dec. 6	@ Philadelphia at NYC	L 103-116	5-12	Feb. 15	New York at St. Paul	W 113-102	24-31
Dec. 7	@ Rochester	L 79-92	5-13	Feb. 17	@ Philadelphia	L 111-134	24-32
Dec. 10	@ Boston	L 102-118	5-14	Feb. 18	@ Rochester	W 119-99	25-32
Dec. 13	@ New York	L 91-98	5-15	Feb. 19	Rochester	W 100-93	26-32
Dec. 14	Fort Wayne at Boston	W 98-85	6-15	Feb. 22	Boston	L 90-93	26-33
Dec. 15	@ Syracuse	W 135-133 (3OT)	7-15	Feb. 26	Fort Wayne	L 90-95	26-34
Dec. 17	Rochester	W 94-92	8-15	Feb. 29	Syracuse at St. Paul	W 98-94	27-34
Dec. 18	@ Fort Wayne	L 86-96	8-16	Mar. 1	@ Philadelphia	W 102-100	28-34
Dec. 20	@ Boston at NYC	L 104-111	8-17	Mar. 2	@ Boston	L 113-119	28-35
Dec. 25	Boston	L 112-115	8-18	Mar. 3	@ Rochester	L 90-94	28-36
Dec. 28	St. Louis	L 90-111	8-19	Mar. 4	St. Louis	W 113-84	29-36
Dec. 29	St. Louis at Ft. Wayne	W 74-71	9-19	Mar. 7	Fort Wayne	W 98-95	30-36
Jan. 1	Syracuse	L 80-85	9-20	Mar. 8	@ Fort Wayne	L 82-100	30-37
Jan. 2	Fort Wayne at St. Louis	W 95-89	10-20	Mar. 9	@ St. Louis	L 102-103	30-38
Jan. 4	St. Louis at St. Paul	W 94-76	11-20	Mar. 10	@ St. Louis	L 97-105	30-39
Jan. 7	@ Rochester	L 98-103	11-21	Mar. 11	Rochester	W 126-98	31-39
Jan. 8	Syracuse	W 99-91	12-21	Mar. 13	New York at Moorhead	W 102-89	32-39
Jan. 10	Syracuse at Ft. Wayne	W 90-79	13-21	Mar. 14	Fort Wayne	W 100-96	33-39
Jan. 11	Boston at St. Paul	W 114-110	14-21				
Jan. 14	Fort Wayne	W 117-94	15-21				
Jan. 15	@ Fort Wayne	L 99-104	15-22				
Jan. 17	St. Louis at KC, MO	W 97-86	16-22				

\*Overtime games as available: ^ First African-American Player in

# 1956-57 MINNEAPOLIS LAKERS



## 34-38 - 2ND IN WESTERN DIVISION

Head Coach: John Kundla  
 Asst. Coach: Dave MacMillan  
 Players: Walter Dukes, Dick Garmaker, Ed Kalafat, Bob Leonard, Clyde Lovellette, Charles Mencil, Vern Mikkelsen, Jim Paxson, Dick Schnittker, Whitey Skoog, \*Bob Williams

### 1956-57 REGULAR SEASON STATISTICS / GAME-BY-GAME RESULTS

	G	Min.	FGM	FGA	Pct.	FTM	FTA	Pct.	Reb.	Ast.	PF	Dq.	Pts.	Avg.
Lovellette	69	2492	574	1348	.426	286	399	.717	932	139	251	4	1434	20.8
Garmaker	72	2406	406	1015	.400	365	435	.839	336	190	199	1	1177	16.3
Mikkelsen	72	2198	322	854	.377	342	424	.807	630	121	312	18	986	13.7
Leonard	72	1943	303	867	.349	186	241	.772	220	169	140	0	792	11.0
Dukes	71	1866	228	626	.364	264	383	.689	794	54	273	10	720	10.1
Mencil	72	1848	243	688	.353	179	240	.746	237	201	95	0	665	9.2
Kalafat	65	1617	178	507	.351	197	298	.661	425	105	243	9	553	8.5
Paxson	71	1274	138	485	.285	170	236	.720	266	86	163	3	446	6.3
Schnittker	70	997	113	351	.322	160	193	.829	185	52	144	3	386	5.5
Skoog	23	656	78	220	.355	44	47	.936	72	76	65	1	200	8.7
Williams	4	20	1	4	.250	2	3	.667	5	0	2	0	4	1.0

DATE	OPPONENT	BOX SCORE	W / L
Oct. 27	@ St. Louis	L 75-97	0-1
Oct. 28	@ Fort Wayne	L 88-94	0-2
Nov. 1	Rochester at Johnstown	W 97-88	1-2
Nov. 3	@ Rochester	W 95-85	2-2
Nov. 4	Rochester	W 88-87	3-2
Nov. 10	@ Boston	L 110-117	3-3
Nov. 11	@ Rochester at NYC	L 82-94	3-4
Nov. 14	Boston at Rochester	W 113-97	4-4
Nov. 15	@ Syracuse	W 103-96	5-4
Nov. 16	@ Philadelphia	L 97-123	5-5
Nov. 18	Fort Wayne	L 107-111	5-6
Nov. 22	Syracuse	W 111-78	6-6
Nov. 24	@ St. Louis	W 104-102 (OT)	7-6
Nov. 25	St. Louis	L 94-95	7-7
Nov. 27	Philadelphia at St. Louis	W 113-98	8-7
Nov. 28	@ Boston at Louisville	L 93-105	8-8
Dec. 1	@ Rochester	L 83-95	8-9
Dec. 2	Philadelphia	W 106-96	9-9
Dec. 4	@ New York	L 88-101	9-10
Dec. 6	St. Louis at Phila.	W 103-96	10-10
Dec. 7	@ Boston	L 114-121	10-11
Dec. 9	New York	W 111-100	10-12
Dec. 11	@ Philadelphia	L 111-114	10-13
Dec. 12	New York at Boston	W 121-103	11-13
Dec. 16	Rochester	W 101-97	12-13
Dec. 20	Roch. at Saratoga Sp.	W 105-103	13-13
Dec. 22	@ Rochester	L 101-115	13-14
Dec. 23	@ Syracuse	L 97-107	13-15
Dec. 25	Fort Wayne at Roch.	W 100-89	14-15
Dec. 27	@ Fort Wayne	L 93-120	14-16
Dec. 29	St. Louis	L 92-95	14-17
Dec. 30	@ St. Louis	L 93-100	14-18
Jan. 3	@ Fort Wayne	L 102-104	14-19
Jan. 6	New York	L 101-111	14-20
Jan. 8	@ Ft. Wayne at Winnipeg	L 86-87	14-21
Jan. 9	Syracuse at Moorhead	W 93-86	15-21
Jan. 10	@ Syracuse	W 118-110	16-21
Jan. 12	Fort Wayne at St. Louis	W 105-87	17-21

DATE	OPPONENT	BOX SCORE	W / L
Jan. 13	Boston	W 104-87	18-21
Jan. 17	@ New York at LaCrosse	L 93-94	18-22
Jan. 20	Rochester	W 114-107	19-22
Jan. 23	Rochester at Louisville	W 107-99	20-22
Jan. 25	@ Boston	L 106-115	20-23
Jan. 26	@ New York	L 107-122	20-24
Jan. 27	@ Syracuse	L 93-94	20-25
Jan. 28	@ Syracuse at Boston	L 96-112	20-26
Jan. 29	@ Boston at NYC	L 91-103	20-27
Jan. 31	Fort Wayne	L 107-111	20-28
Feb. 2	St. Louis	L 97-106	20-29
Feb. 3	@ St. Louis	L 85-102	20-30
Feb. 6	Philadelphia	W 101-100	21-30
Feb. 9	Fort Wayne	W 99-92	22-30
Feb. 10	@ Fort Wayne	L 100-113	22-31
Feb. 12	@ St. Louis at KC, MO	W 110-105	23-31
Feb. 13	Boston	W 115-114	24-31
Feb. 14	New York at Ft. Wayne	W 99-97	25-31
Feb. 15	@ Phila. at Camden	L 104-105	25-32
Feb. 16	@ New York	L 112-120	25-33
Feb. 17	St. Louis	L 115-118 (OT)	25-34
Feb. 20	Rochester	W 111-103	26-34
Feb. 23	Syracuse	L 101-103	26-35
Feb. 24	Fort Wayne	W 123-115	27-35
Feb. 25	@ St. Louis at Ft. Wayne	L 94-110	27-36
Feb. 26	@ Syracuse	L 108-120	27-37
Feb. 28	@ Philadelphia	L 112-129	27-38
Mar. 1	Rochester at Boston	W 125-117	28-38
Mar. 3	New York	W 119-108	29-38
Mar. 7	Boston	W 109-104	30-38
Mar. 8	@ Fort Wayne	W 101-97	31-38
Mar. 10	St. Louis	W 117-104	32-38
Mar. 12	Philadelphia at St. Paul	W 100-94	33-38
Mar. 13	Philadelphia	W 114-97	34-38

\*Overtime games as available:  
 \*First African-American Player in Lakers History



**19-53 - 4TH IN  
WESTERN DIVISION**

*Head Coach:* George Mikan, John Kundla  
*Players:* George Brown, Bob Burrow, Walter Devlin,  
 Bo Erias, Ed Fleming, Larry Foust,  
 Dick Garmaker, Rod Hundley,  
 McCoy Ingram, Jim Krebs, Bob Leonard,  
 Vern Mikkelsen, Dick Schnittker, Frank Selvy,  
 Art Spoelstra



**1957-58 REGULAR SEASON STATISTICS / GAME-BY-GAME RESULTS**

	G	Min.	FGM	FGA	Pct.	FTM	FTA	Pct.	Reb.	Ast.	PF	Dq.	Pts.	Avg.
Mikkelsen	72	2390	439	1070	.410	370	471	.786	805	166	299	20	1248	17.3
Foust	72	2200	391	982	.398	428	566	.756	876	108	299	11	1210	16.8
Garmaker	68	2216	390	988	.395	314	411	.764	365	183	190	2	1094	16.1
Leonard	66	2074	266	794	.335	205	268	.765	237	218	145	0	737	11.2
Fleming	72	1686	226	655	.345	181	255	.710	492	139	222	5	633	8.8
Krebs	68	1259	199	527	.378	135	176	.767	502	27	182	4	533	7.8
Devlin	70	1248	170	489	.348	133	172	.773	132	167	104	1	473	6.8
Schnittker	50	979	128	357	.359	201	237	.848	211	71	126	5	457	9.1
Hundley	65	1154	174	548	.318	104	162	.642	186	121	99	0	452	7.0
Spoelstra*	50	1098	141	353	.399	100	150	.667	281	51	183	-	382	7.6
Erias	18	401	59	170	.347	30	47	.638	83	26	52	1	148	8.2
Selvy†	12	231	28	84	.333	20	29	.690	35	19	21	0	76	6.3
Ingram	24	267	27	103	.262	13	28	.464	116	20	44	1	67	2.8
Burrow	14	171	22	70	.314	11	33	.333	64	6	15	0	55	3.9
Brown	1	6	0	2	.000	1	2	.500	1	0	1	0	1	1.0

\*Finished with another team. †Totals with Lakers only.

DATE	OPPONENT	BOX SCORE	W / L	DATE	OPPONENT	BOX SCORE	W / L
Oct. 26	@ St. Louis	L 84-112	0-1	Jan. 12	@ St. Louis	L 105-111	9-30
Oct. 30	Detroit	L 96-115	0-2	Jan. 16	@ Cincinnati	L 108-124	9-31
Nov. 1	@ Syracuse	L 100-113	0-3	Jan. 17	St. Louis at Detroit	W 112-110 (OT)	10-31
Nov. 2	@ Philadelphia	L 108-118	0-4	Jan. 19	Detroit	W 118-111	11-31
Nov. 6	Boston	L 94-103	0-5	Jan. 22	Boston	L 87-97	11-32
Nov. 8	@ Phila. at Hershey	L 108-119	0-6	Jan. 23	Detroit at St. Pau	W 128-125 (OT)	12-32
Nov. 12	@ Boston at Detroit	L 104-107	0-7	Jan. 25	@ New York	L 116-128	12-33
Nov. 13	New York at St. Paul	W 124-106	1-7	Jan. 26	New York	L 106-109	12-34
Nov. 15	@ Detroit	W 112-104	2-7	Jan. 27	@ New York at Detroit	L 102-113	12-35
Nov. 17	Syracuse	L 98-110	2-8	Jan. 30	Cincinnati	W 105-104	13-35
Nov. 20	New York	L 101-105	2-9	Feb. 1	Syracuse	L 91-97	13-36
Nov. 21	@ New York at Detroit	L 123-124 (OT)	2-10	Feb. 2	Cincinnati	W 106-95	14-36
Nov. 23	@ Boston	L 107-131	2-11	Feb. 4	@ Phila. at Detroit	L 103-107	14-37
Nov. 24	@ Phila. at Camden	L 98-105	2-12	Feb. 5	Philadelphia	L 102-112	14-38
Nov. 26	@ Detroit at NYC	L 91-109	2-13	Feb. 7	@ Boston	L 88-114	14-39
Nov. 27	@ Cincinnati at Detroit	L 106-107	2-14	Feb. 8	@ New York	L 93-94	14-40
Nov. 30	St. Louis	W 118-113	3-14	Feb. 9	@ Cincinnati	L 104-121	14-41
Dec. 1	@ Cincinnati	L 89-90	3-15	Feb. 11	@ Cincinnati at St. Louis	L 103-106	14-42
Dec. 3	@ St. Louis at Detroit	L 108-115	3-16	Feb. 12	New York	L 97-106	14-43
Dec. 4	Boston	L 98-108	3-17	Feb. 14	St. Louis at St. Paul	L 100-104	14-44
Dec. 7	Syracuse at St. Paul	W 121-113	4-17	Feb. 15	@ Detroit	W 111-110	15-44
Dec. 10	@ Syracuse at Detroit	L 104-114	4-18	Feb. 16	Philadelphia	W 106-99	16-44
Dec. 11	Syracuse	W 110-95	5-18	Feb. 18	@ St. Louis	L 98-118	16-45
Dec. 15	St. Louis	L 118-138	5-19	Feb. 19	Detroit	L 115-117 (OT)	16-46
Dec. 18	Philadelphia	W 108-102	6-19	Feb. 22	Cincinnati	W 100-81	17-46
Dec. 21	@ Boston	L 119-140	6-20	Feb. 23	@ Cincinnati	L 93-111	17-47
Dec. 22	@ St. Louis	L 115-123	6-21	Feb. 24	@ Phila. at Bethlehem	L 95-110	17-48
Dec. 25	@ Detroit	W 106-104	7-21	Feb. 26	@ Syracuse	L 90-119	17-49
Dec. 28	Cincinnati	L 101-112	7-22	Feb. 27	@ Detroit at Phila.	L 109-112	17-50
Dec. 29	@ Cincinnati	W 111-103	8-22	Mar. 2	Philadelphia	W 102-92	18-50
Dec. 30	@ St. Louis at Dallas	L 98-105	8-23	Mar. 6	Detroit	L 116-132	18-51
Dec. 31	@ New York	L 116-142	8-24	Mar. 8	@ St. Louis	L 123-126	18-52
Jan. 1	@ Syracuse	L 109-120	8-25	Mar. 9	St. Louis	W 107-99	19-52
Jan. 5	@ Boston at Providence	L 100-113	8-26	Mar. 12	Cincinnati	L 89-96	19-53
Jan. 8	Boston at St. Paul	L 87-107	8-27				
Jan. 9	@ Syracuse	L 122-127	8-28				
Jan. 10	Detroit at Philadelphia	W 124-114	9-28				
Jan. 11	@ Detroit	L 102-129	9-29				

# 1958-59 MINNEAPOLIS LAKERS



## 33-39 - 2ND IN WESTERN DIVISION

**Head Coach:** John Kundla  
**Players:** Elgin Baylor, Boo Ellis, Ed Fleming,  
 Larry Foust, Dick Garmaker,  
 Steve Hamilton, Rod Hundley, Jim Krebs,  
 Bob Leonard, Vern Mikkelsen

*Western Division Champions*

### 1958-59 REGULAR SEASON STATISTICS / GAME-BY-GAME RESULTS

	G	Min.	FGM	FGA	Pct.	FTM	FTA	Pct.	Reb.	Ast.	PF	Dq.	Pts.	Avg.
Baylor	70	2855	605	1482	.408	532	685	.777	1050	287	270	4	1742	24.9
Mikkelsen	72	2139	353	904	.390	286	355	.806	570	159	246	8	992	13.8
Garmaker	72	2493	350	885	.395	284	368	.772	325	211	226	3	984	13.7
Foust	72	1933	301	771	.390	280	366	.765	627	91	233	5	882	12.3
Hundley	71	1664	259	719	.360	164	218	.752	250	205	139	0	682	9.6
Krebs	72	1578	271	679	.399	92	123	.748	491	50	212	4	634	8.8
Leonard	58	1598	206	552	.373	130	160	.750	178	186	119	0	532	9.2
Fleming	71	1132	162	419	.387	137	190	.721	281	89	149	1	461	6.5
Ellis	72	1202	163	379	.430	102	144	.708	380	59	137	0	428	5.9
Hamilton	67	847	109	294	.371	74	109	.679	220	36	144	2	292	4.4

DATE	OPPONENT	BOX SCORE	W / L
Oct. 22	Cincinnati	W 99-79	1-0
Oct. 25	@ Cincinnati	L 94-110	1-1
Oct. 26	Detroit	W 108-100	2-1
Oct. 29	St. Louis	L 100-112	2-2
Nov. 1	@ St. Louis	W 108-101	3-2
Nov. 6	Philadelphia	W 103-101	4-2
Nov. 8	New York	L 100-108	4-3
Nov. 9	@ Syracuse	L 97-101	4-4
Nov. 11	@ Boston	L 113-116	4-5
Nov. 13	@ Detroit at NYC	L 110-119	4-6
Nov. 15	@ Philadelphia	L 101-106	4-7
Nov. 16	@ New York	L 90-98	4-8
Nov. 20	Syracuse	W 121-102	5-8
Nov. 22	@ St. Louis	L 109-114	5-9
Nov. 23	Detroit	L 109-124	5-10
Nov. 24	@ Boston at Charlotte	L 104-123	5-11
Nov. 25	@ Detroit	W 98-90	6-11
Nov. 28	Cincinnati	W 114-93	7-11
Nov. 29	@ Syracuse	W 108-105	8-11
Nov. 30	@ Cincinnati	W 84-77	9-11
Dec. 6	@ Cincinnati at St. Louis	L 128-132 (3OT)	9-12
Dec. 9	@ New York	L 97-110	9-13
Dec. 11	Syracuse	L 99-101 (OT)	9-14
Dec. 14	New York	L 99-100	9-15
Dec. 18	Detroit	W 113-104	10-15
Dec. 20	Philadelphia	W 99-88	11-15
Dec. 25	@ Detroit at NYC	L 97-98 (OT)	11-16
Dec. 26	@ Boston at Detroit	L 99-107	11-17
Dec. 27	Boston	L 94-112	11-18
Dec. 28	@ Cincinnati	L 116-120	11-19
Dec. 29	@ Phila. at St. Louis	L 93-95	11-20
Dec. 30	Syracuse at Phila.	W 118-113	12-20
Jan. 1	@ Syracuse	W 106-105	13-20
Jan. 2	New York	W 107-97	14-20
Jan. 4	@ Philadelphia	W 111-95	15-20
Jan. 5	@ Boston	L 106-118	15-21
Jan. 6	@ St. Louis at NYC	L 95-112	15-22
Jan. 7	@ St. Louis at Houston	L 78-89	15-23

DATE	OPPONENT	BOX SCORE	W / L
Jan. 8	St. Louis at Dallas	W 95-93	16-23
Jan. 11	@ Boston at SF	L 106-109	16-24
Jan. 12	@ Boston at Seattle	L 108-117	16-25
Jan. 13	@ St. Louis	L 95-110	16-26
Jan. 15	@ Syracuse	L 105-111	16-27
Jan. 16	@ Cin. at Charlotte	L 91-95	16-28
Jan. 18	Philadelphia	W 119-98	17-28
Jan. 25	@ Philadelphia	L 111-125	17-29
Jan. 28	Syracuse	W 112-109	18-29
Jan. 29	@ Syracuse at Houston	L 91-117	18-30
Jan. 30	Detroit at St. Louis	W 88-86	19-30
Jan. 31	@ St. Louis at Detroit	L 96-120	19-31
Feb. 7	Philadelphia	W 109-97	20-31
Feb. 8	@ Detroit	W 115-103	21-31
Feb. 9	New York	W 128-122	22-31
Feb. 10	Cincinnati at Houston	W 118-100	23-31
Feb. 11	Cincinnati at SF	W 106-105	24-31
Feb. 12	@ Cincinnati at Portland	L 114-119	24-32
Feb. 14	@ St. Louis	L 96-139	24-33
Feb. 15	St. Louis	W 109-98	25-33
Feb. 17	@ Detroit	W 97-90	26-33
Feb. 18	Detroit	W 105-95	27-33
Feb. 20	New York at Detroit	W 116-106	28-33
Feb. 22	@ St. Louis	L 106-120	28-34
Feb. 25	Cincinnati at Detroit	W 116-96	29-34
Feb. 27	@ Boston	L 139-173	29-35
Feb. 28	@ New York	L 107-112	29-36
Mar. 1	Philadelphia at Camden	W 100-98	30-36
Mar. 3	@ Boston at Providence	L 112-119	30-37
Mar. 4	@ Cincinnati	L 122-128	30-38
Mar. 5	New York at Philadelphia	W 135-115	31-38
Mar. 6	@ Detroit	W 99-98	32-38
Mar. 8	St. Louis	W 120-104	33-38
Mar. 11	Detroit	L 118-123	33-39



# 1959-60 MINNEAPOLIS LAKERS

## 25-50 - 3RD IN WESTERN DIVISION

**Head Coach:** John Castellani, Jim Pollard  
**Players:** Elgin Baylor, Boo Ellis, Ray Felix, Ed Fleming, Larry Foust, Dick Garmaker, Steve Hamilton, Tom Hawkins, Rod Hundley, Jim Krebs, Rudy LaRusso, Bob Leonard, Nick Mantis, Frank Selvy, Charlie Share, Ron Sobie, Bobby Smith




### 1959-60 REGULAR SEASON STATISTICS / GAME-BY-GAME RESULTS

	G	Min.	FGM	FGA	Pct.	FTM	FTA	Pct.	Reb.	Ast.	PF	Dq.	Pts.	Avg.
Baylor	70	2873	755	1781	.424	564	770	.732	1150	243	234	2	2074	29.6
LaRusso	71	2092	355	913	.389	265	357	.742	679	83	222	8	975	13.7
Hundley	73	2279	365	1019	.358	203	273	.744	390	338	194	0	933	12.8
Foust**	72	1964	312	766	.407	253	320	.791	621	96	241	7	877	12.2
Leonard	73	2074	231	717	.322	136	193	.705	245	252	171	3	598	8.2
Krebs	75	1269	237	605	.392	98	136	.721	327	38	210	2	572	7.6
Hawkins	69	1467	220	579	.380	106	164	.646	428	54	188	3	546	7.9
Garmaker*	44	1187	198	525	.377	117	163	.718	189	133	126	-	513	11.7
Selvy†	43	1091	169	427	.396	122	160	.763	127	81	76	-	460	10.7
Felix†	31	696	105	261	.402	51	79	.646	258	29	133	-	261	8.4
Ellis	46	671	64	185	.346	51	76	.671	236	27	64	2	179	3.9
Fleming	27	413	59	141	.418	53	69	.768	87	38	46	0	171	6.3
Share**	41	651	59	151	.391	53	80	.663	221	62	142	9	171	4.2
Hamilton	15	247	29	77	.377	18	23	.783	58	7	39	1	76	5.1
Smith	10	130	13	54	.241	11	16	.688	33	14	10	0	37	3.7
Mantis	10	71	10	39	.256	0	2	.500	6	9	8	0	21	2.1
Sobie†	1	13	1	4	.250	0	1	.000	2	2	4	0	2	2.0

\*Finished season with another team. †Totals with Lakers only. \*\*Share - Played 38 games in St. Louis, 3 games in Minneapolis (totals w/ both teams).  
 \*\*\*Foust - Played 47 games in Minneapolis, 25 games in St. Louis (totals w/ both teams).

DATE	OPPONENT	BOX SCORE	W / L	DATE	OPPONENT	BOX SCORE	W / L
Oct. 18	Detroit	L 105-106	0-1	Jan. 10	@ Cincinnati	W 112-106	13-26
Oct. 24	@ St. Louis	W 94-87	1-1	Jan. 14	New York at St. Paul	L 126-131	13-27
Oct. 25	@ Cincinnati	L 102-103	1-2	Jan. 15	@ Cincinnati	L 118-122	13-28
Oct. 31	@ Syracuse	L 108-117	1-3	Jan. 16	Detroit at St. Paul	L 98-105	13-29
Nov. 1	St. Louis	L 101-138	1-4	Jan. 17	@ St. Louis	L 119-135	13-30
Nov. 3	@ NY at St. Louis	L 93-99	1-5	Jan. 23	New York	L 104-115	13-31
Nov. 6	Detroit	L 113-118 (2OT)	1-6	Jan. 27	Cincinnati at Detroit	W 116-112	14-31
Nov. 7	@ Detroit	W 113-111 (OT)	2-6	Jan. 29	Syracuse	L 112-119	14-32
Nov. 8	Boston	W 136-115	3-6	Jan. 31	@ Phil. at San Francisco	L 104-114	14-33
Nov. 10	@ St. Louis	L 105-134	3-7	Feb. 1	@ Phil. at LA	L 96-103	14-34
Nov. 12	@ Detroit at NYC	L 93-107	3-8	Feb. 3	@ Boston	L 108-128	14-35
Nov. 14	@ Philadelphia	L 98-104	3-9	Feb. 5	St. Louis	L 96-114	14-36
Nov. 15	Phil. at St. Paul	W 106-100	4-9	Feb. 6	@ Detroit	L 101-116	14-37
Nov. 18	New York	L 105-106	4-10	Feb. 7	Detroit	W 104-102	15-37
Nov. 20	Detroit	W 105-85	5-10	Feb. 9	@ Boston at St. Louis	L 90-129	15-38
Nov. 21	@ Cincinnati	W 99-93 (OT)	6-10	Feb. 10	@ Syracuse at NYC	L 109-110	15-39
Nov. 25	Syracuse	L 93-100	6-11	Feb. 11	Cincinnati	L 108-111	15-40
Nov. 26	@ Cincinnati	L 95-114	6-12	Feb. 13	@ Detroit	W 123-117 (OT)	16-40
Nov. 28	@ St. Louis	L 91-102	6-13	Feb. 14	Syracuse	L 119-121	16-41
Nov. 29	Boston at St. Paul	L 93-109	6-14	Feb. 16	@ Boston at NYC	L 122-130	16-42
Dec. 1	@ New York	W 103-100	7-14	Feb. 17	@ St. Louis at Phil.	L 127-131	16-43
Dec. 3	@ Philadelphia	L 109-123	7-15	Feb. 19	St. Louis	W 111-101	17-43
Dec. 4	@ Detroit	L 101-120	7-16	Feb. 20	@ Philadelphia	L 106-122	17-44
Dec. 5	@ Syracuse	L 95-108	7-17	Feb. 21	St. Louis at LA	W 112-98	18-44
Dec. 6	Boston	L 104-121	7-18	Feb. 22	@ St. Louis at LA	L 103-113	18-45
Dec. 8	@ Syracuse at Seattle	L 89-93	7-19	Feb. 23	@ New York	W 117-112	19-45
Dec. 9	Syr. at San Francisco	W 96-86	8-19	Feb. 24	@ Bos. at College Park	L 110-131	19-46
Dec. 12	Cincinnati	L 97-107	8-20	Feb. 25	Cincinnati at Providence	W 105-95	20-46
Dec. 19	@ Cincinnati	W 131-113	9-20	Feb. 26	@ Boston	L 111-128	20-47
Dec. 25	@ St. Louis	L 96-112	9-21	Feb. 27	Philadelphia	W 109-91	21-47
Dec. 26	@ Detroit	W 108-105	10-21	Mar. 1	@ St. Louis	L 101-109	21-48
Dec. 27	Detroit	W 119-109	11-21	Mar. 2	New York at Boston	W 123-113	22-48
Dec. 28	@ Boston	L 104-107	11-22	Mar. 3	Cincinnati at Phil.	W 117-114	23-48
Dec. 30	@ Philadelphia	L 107-122	11-23	Mar. 5	St. Louis	L 106-107	23-49
Dec. 31	@ New York	L 102-127	11-24	Mar. 6	Cincinnati	W 114-105	24-49
Jan. 1	Syracuse	L 98-109	11-25	Mar. 9	@ Detroit	L 116-117	24-50
Jan. 5	@ Philadelphia at NYC	L 111-126	11-26	Mar. 10	New York	W 133-108	25-50
Jan. 9	Cincinnati	W 121-91	12-26				

# 1960-61 LOS ANGELES LAKERS



## 36-43 - 2ND IN WESTERN DIVISION

**Head Coach:** Fred Schaus  
**Standing:** Jerry West, Rod Hundley, Ron Johnson, Tom Hawkins, Frank Selvy, Bob Leonard  
**Seated:** Elgin Baylor, Jim Krebs, Ray Felix, Rudy LaRusso, Howard Joliff  
**Not pictured:** Gary Alcorn

### 1960-61 REGULAR SEASON STATISTICS / GAME-BY-GAME RESULTS

	G	Min.	FGM	FGA	Pct.	FTM	FTA	Pct.	Reb.	Ast.	PF	Dq.	Pts.	Avg.
Baylor	73	3133	931	2166	.430	676	863	.783	1447	371	279	3	2538	34.8
West	79	2797	529	1264	.419	331	497	.666	611	333	213	1	1389	17.6
LaRusso	79	2593	416	992	.419	323	409	.790	781	135	280	8	1155	14.6
Hundley	79	2179	323	921	.351	223	296	.753	289	350	144	0	869	11.0
Selvy	77	2153	311	767	.405	210	279	.753	299	246	219	3	832	10.8
Hawkins	78	1846	310	719	.431	140	235	.596	479	88	209	2	760	9.7
Krebs	75	1655	271	692	.392	75	93	.806	456	68	223	2	617	8.2
Felix	55	1510	189	508	.372	135	193	.699	539	37	302	12	513	6.6
Leonard	55	600	61	207	.295	71	100	.710	70	81	70	0	193	3.5
Joliff	46	352	46	141	.326	11	23	.478	141	16	53	0	103	2.2
Alcorn	20	174	12	40	.300	7	8	.875	50	2	47	1	31	1.6
Johnson†	8	43	2	13	.154	2	3	.667	15	1	4	0	6	0.8

DATE	OPPONENT	BOX SCORE	W / L
Oct. 19	@ Cincinnati	L 123-140	0-1
Oct. 22	@ St. Louis	L 96-112	0-2
Oct. 24	New York	L 101-111	0-3
Oct. 25	New York	W 120-118	1-3
Oct. 28	@ Philadelphia	L 120-122	1-4
Oct. 29	@ Syracuse	L 118-125	1-5
Nov. 2	New York at Detroit	W 106-96	2-5
Nov. 5	Syracuse	W 112-110	3-5
Nov. 6	Syracuse at SF	W 119-113	4-5
Nov. 9	Philadelphia at St. Louis	L 118-125	4-6
Nov. 12	Boston at Providence	L 124-131	4-7
Nov. 15	@ New York	W 123-108	5-7
Nov. 19	Detroit	W 130-122	6-7
Nov. 20	Detroit at SF	W 135-131	7-7
Nov. 22	Cincinnati at NYC	W 133-118	8-7
Nov. 23	@ Cincinnati	L 118-122	8-8
Nov. 24	Cincinnati at St. Louis	W 108-100	9-8
Nov. 25	@ Detroit	W 141-128 (OT)	10-8
Nov. 26	@ St. Louis	L 113-126	10-9
Nov. 27	Philadelphia	L 106-113	10-10
Nov. 28	Philadelphia	W 137-112	11-10
Nov. 29	Philadelphia at NYC	L 121-122	11-11
Dec. 1	@ Philadelphia	L 114-117	11-12
Dec. 2	@ Boston	W 120-117	12-12
Dec. 4	Boston	L 103-113	12-13
Dec. 5	Boston	L 101-123	12-14
Dec. 7	@ Cincinnati	L 112-114	12-15
Dec. 10	@ St. Louis	L 108-111	12-16
Dec. 12	St. Louis	L 103-114	12-17
Dec. 14	St. Louis	W 124-113	13-17
Dec. 16	@ Cincinnati	L 116-130	13-18
Dec. 17	@ Boston	L 112-140	13-19
Dec. 19	Detroit at Portland	W 107-103	14-19
Dec. 20	Detroit at Portland	L 94-97	14-20
Dec. 26	@ New York	L 112-119	14-21
Dec. 28	@ Syracuse	L 113-115	14-22
Dec. 29	New York at Phila.	W 111-95	15-22
Dec. 30	@ St. Louis	L 99-107	15-23
Jan. 1	@ Detroit	L 105-116	15-24
Jan. 2	Detroit at Phila.	W 123-113	16-24
Jan. 3	Boston	L 96-102	16-25

DATE	OPPONENT	BOX SCORE	W / L
Jan. 5	St. Louis	W 110-96	17-25
Jan. 6	St. Louis	L 104-108	17-26
Jan. 10	New York	W 117-104	18-26
Jan. 11	New York	L 104-109	18-27
Jan. 14	Cincinnati	W 123-114	19-27
Jan. 15	Cincinnati	L 105-109	19-28
Jan. 19	Boston at Phila.	L 103-106	19-29
Jan. 21	@ Philadelphia	L 111-136	19-30
Jan. 22	Syracuse at Utica	L 109-112	19-31
Jan. 24	Syracuse	W 116-107	20-31
Jan. 25	Syracuse	W 117-112	21-31
Jan. 29	Detroit	W 137-113	22-31
Jan. 30	Detroit	W 117-116	23-31
Jan. 31	Detroit at New York	L 112-121	23-32
Feb. 2	St. Louis at Phila.	W 116-115	24-32
Feb. 5	@ Detroit	W 125-120	25-32
Feb. 6	Cin. at College Park	W 110-101	26-32
Feb. 7	Boston at NYC	L 95-96	26-33
Feb. 8	St. Louis	W 120-103	27-33
Feb. 9	St. Louis	L 113-123	27-34
Feb. 12	@ St. Louis	W 105-95	28-34
Feb. 13	Cincinnati at Dayton	L 100-104	28-35
Feb. 14	Boston at St. Louis	L 93-113	28-36
Feb. 16	@ Detroit	W 129-106	29-36
Feb. 18	@ New York	W 121-106	30-36
Feb. 19	@ Cincinnati	L 106-112	30-37
Feb. 20	Syr. at Morgantown	L 121-126	30-38
Feb. 22	Boston	W 105-93	31-38
Feb. 26	Philadelphia	W 121-116	32-38
Feb. 27	Philadelphia	L 88-113	32-39
Feb. 28	@ Philadelphia	L 108-123	32-40
Mar. 1	New York at Boston	W 144-107	33-40
Mar. 2	Syracuse at Scranton	W 114-110	34-40
Mar. 5	@ Syracuse	W 125-114	35-40
Mar. 7	@ St. Louis	L 136-137 (2OT)	35-41
Mar. 8	@ Detroit	L 103-120	35-42
Mar. 11	Cincinnati	L 105-108	35-43
Mar. 12	Cincinnati	W 123-122	36-43





# 1961-62 LOS ANGELES LAKERS

## 54-26 - 1ST IN WESTERN DIVISION

**Head Coach:** Fred Schaus  
**Standing:** Jerry West, Rod Hundley, Elgin Baylor, Tom Hawkins, Frank Selvy, Bob McNeil  
**Seated:** Rudy LaRusso, Wayne Yates, Ray Felix, Jim Krebs, Howard Joliff  
**Not pictured:** Bob Sims, Robert Smith



*Western Division Champions*


### 1961-62 REGULAR SEASON STATISTICS / GAME-BY-GAME RESULTS

	G	Min.	FGM	FGA	Pct.	FTM	FTA	Pct.	Reb.	Ast.	PF	Dq.	Pts.	Avg.
West	75	3087	799	1795	.445	712	926	.769	591	402	173	4	2310	30.8
Baylor	48	2129	680	1588	.428	476	631	.754	892	222	155	1	1836	38.3
LaRusso	80	2754	516	1108	.466	342	448	.763	828	179	255	5	1374	17.2
Selvy	79	2806	433	1032	.420	298	404	.738	412	381	232	0	1164	14.7
Krebs	78	2012	312	701	.445	156	208	.750	616	110	290	9	780	10.0
Hawkins	79	1903	289	704	.411	143	222	.644	514	95	244	7	721	9.1
Felix	80	1478	171	398	.430	90	130	.692	473	65	266	6	432	5.4
Hundley	78	1492	173	509	.340	83	127	.654	199	290	12	1	429	5.5
Joliff	64	1094	104	253	.411	41	78	.526	383	76	175	4	249	3.9
Yates	37	263	31	105	.295	10	22	.455	94	16	72	1	72	1.9
Sims*	19	171	22	59	.373	19	39	.487	27	12	40	-	63	3.3
McNeill†	29	229	22	60	.367	8	12	.667	23	40	25	0	52	1.8
R. Smith	3	7	0	1	.000	0	0	---	0	0	1	0	0	0.0

DATE	OPPONENT	BOX SCORE	W / L	DATE	OPPONENT	BOX SCORE	W / L
Oct. 19	Phila. at New York	W 118-113	1-0	Jan. 1	Philadelphia	W 114-111	31-11
Oct. 20	@ Philadelphia	L 115-122	1-1	Jan. 3	Philadelphia	W 124-123	32-11
Oct. 24	Cincinnati at New York	W 124-122	2-1	Jan. 7	Boston	L 95-118	32-12
Oct. 25	@ Detroit	W 120-116	3-1	Jan. 13	@ St. Louis	W 108-107	33-12
Oct. 27	Detroit	W 128-118	4-1	Jan. 14	Detroit at Ft. Wayne	L 108-118	33-13
Oct. 28	Detroit	W 135-126	5-1	Jan. 17	New York	W 129-121	34-13
Nov. 1	Cincinnati	W 120-115	6-1	Jan. 19	New York	W 108-107	35-13
Nov. 3	Cincinnati	L 114-132	6-2	Jan. 20	@ Cincinnati	L 124-125	35-14
Nov. 4	@ Chicago	W 125-112	7-2	Jan. 21	@ Chicago	1 W 112-111 (OT)	36-14
Nov. 7	@ St. Louis	W 127-110	8-2	Jan. 23	Boston at New York	L 103-118	36-15
Nov. 8	St. Louis	W 124-118	9-2	Jan. 24	Cincinnati	W 136-123	37-15
Nov. 13	Chicago	W 127-113	10-2	Jan. 26	Cincinnati	W 116-112	38-15
Nov. 15	Chicago	W 133-118	11-2	Jan. 28	Chicago	W 124-109	39-15
Nov. 17	@ Philadelphia	W 125-121	12-2	Jan. 30	Chicago	W 107-92	40-15
Nov. 18	@ Boston	W 133-101	13-2	Jan. 31	@ Detroit	W 123-122 (OT)	41-15
Nov. 21	Detroit at New York	L 102-108	13-3	Feb. 1	Boston at College Park	L 115-130	41-16
Nov. 23	@ St. Louis	W 122-114	14-3	Feb. 3	@ St. Louis	W 127-124	42-16
Nov. 24	@ New York	W 100-89	15-3	Feb. 4	@ Chicago	L 105-113	42-17
Nov. 25	@ Detroit	L 103-104	15-4	Feb. 5	Cin. at Morgantown	W 134-128 (OT)	43-17
Nov. 26	@ Cincinnati	L 102-117	15-5	Feb. 6	@ New York	L 112-116	43-18
Nov. 28	Syracuse at St. Louis	L 111-121	15-6	Feb. 8	Cincinnati at Dayton	L 109-113	43-19
Dec. 1	Philadelphia	L 117-138	15-7	Feb. 12	St. Louis	W 113-117	43-20
Dec. 2	Philadelphia	W 129-119	16-7	Feb. 14	St. Louis	1 W 130-107	44-20
Dec. 4	Syracuse	W 131-120	17-7	Feb. 16	@ Detroit	L 121-127	44-21
Dec. 5	Syr. at Portland, OR	W 125-120	18-7	Feb. 17	@ New York	W 128-121	45-21
Dec. 6	Syracuse	W 123-121 (OT)	19-7	Feb. 18	Boston	W 125-99	46-21
Dec. 8	@ Philadelphia	W 115-147 (3OT)	20-7	Feb. 20	Boston	L 96-115	46-22
Dec. 9	@ Detroit	W 114-107	21-7	Feb. 22	New York at Phila.	W 118-116	47-22
Dec. 11	St. Louis	W 132-119	22-7	Feb. 23	Chicago at Louisville	W 124-117 (OT)	48-22
Dec. 13	St. Louis	W 137-136 (OT)	23-7	Feb. 24	@ Cincinnati	L 114-118	48-23
Dec. 15	@ Chicago	L 94-97	23-8	Feb. 25	Detroit	W 128-99	49-23
Dec. 16	Syracuse at Rochester	L 123-128	23-9	Feb. 27	Detroit	W 107-100	50-23
Dec. 17	Detroit at Minneapolis	W 122-116	24-9	Mar. 3	@ St. Louis	L 125-134	50-24
Dec. 19	Boston	W 104-101	25-9	Mar. 4	@ Syracuse	W 124-115	51-24
Dec. 20	Chicago at Detroit	W 102-98	26-9	Mar. 9	@ New York	L 100-122	51-25
Dec. 23	@ St. Louis	W 129-126	27-9	Mar. 11	@ Boston	L 105-119	51-26
Dec. 25	@ Cincinnati	W 141-127	28-9	Mar. 12	New York at Seattle	W 119-106	52-26
Dec. 26	@ Boston	L 117-129	28-10	Mar. 13	Cincinnati	W 120-111	53-26
Dec. 27	Syracuse at Phila.	W 119-111	29-10	Mar. 14	St. Louis	W 125-115	54-26
Dec. 28	@ Syracuse	W 121-114	30-10				
Dec. 29	Phila. at Hershey, PA	L 118-123	30-11				

\* Did not finish season on Laker roster; † Totals with Lakers only

# 1962-63 LOS ANGELES LAKERS



## 53-27 - 1ST IN WESTERN DIVISION

**Head Coach:** Fred Schaus  
**Standing:** Frank Selvy, Rod Hundley, Elgin Baylor, Howard Jolliff, Dick Barnett, Jerry West  
**Seated:** Jim Krebs, Leroy Ellis, Gene Wiley, Rudy LaRusso  
**Not pictured:** Ron Horn

*Western Division Champions*

### 1962-63 REGULAR SEASON STATISTICS / GAME-BY-GAME RESULTS

	G	Min.	FGM	FGA	Pct.	FTM	FTA	Pct.	Reb.	Ast.	PF	Dq.	Pts.	Avg.
Baylor	80	3370	1029	2273	.453	661	790	.837	1146	386	226	1	2719	34.0
West	55	2163	559	1213	.461	371	477	.778	384	307	150	1	1489	27.1
Barnett	80	2544	547	1162	.471	343	421	.815	242	224	189	3	1437	18.0
LaRusso	75	2505	321	761	.422	282	393	.718	747	187	255	5	924	12.3
Selvy	80	2369	317	747	.424	192	269	.714	289	281	149	0	826	10.3
Krebs	79	1913	272	627	.434	115	154	.747	502	87	256	2	659	8.3
Ellis	80	1628	222	530	.419	133	202	.658	518	46	194	1	577	7.2
Hundley	65	725	88	262	.336	84	119	.706	106	151	81	0	260	4.0
Wiley	75	1488	109	236	.462	23	68	.338	504	40	180	4	241	3.2
Horn	28	289	27	82	.329	20	29	.690	71	10	46	0	74	2.6
Jolliff	28	293	15	55	.273	6	9	.667	62	20	49	1	36	1.3


DATE	OPPONENT	BOX SCORE	W / L
Oct. 16	Detroit at NYC	W 122-106	1-0
Oct. 19	@ New York	L 105-116	1-1
Oct. 20	@ Syracuse	L 102-108	1-2
Oct. 23	@ Cincinnati	L 115-116	1-3
Oct. 24	@ Chicago	L 107-118	1-4
Oct. 27	Detroit	W 134-118	2-4
Oct. 31	New York	W 115-95	3-4
Nov. 3	San Francisco	W 127-115	4-4
Nov. 4	New York	W 125-106	5-4
Nov. 7	@ San Francisco	W 132-108	6-4
Nov. 9	@ Boston	W 133-120	7-4
Nov. 10	@ St. Louis	L 96-97	7-5
Nov. 11	Chicago	L 105-109 (OT)	7-6
Nov. 13	Chicago	W 107-84	8-6
Nov. 15	Syracuse at Baltimore	L 98-120	8-7
Nov. 17	@ Chicago	W 110-109	9-7
Nov. 18	@ Detroit	W 116-98	10-7
Nov. 22	Cincinnati	W 134-110	11-7
Nov. 23	@ San Francisco	W 129-124	12-7
Nov. 24	Cincinnati	W 129-123	13-7
Nov. 26	Chicago	W 128-106	14-7
Nov. 28	@ St. Louis	W 116-110	15-7
Dec. 1	St. Louis	W 110-97	16-7
Dec. 4	@ New York	W 132-112	17-7
Dec. 7	@ Boston	L 112-126	17-8
Dec. 8	@ Cincinnati	W 131-128 (OT)	18-8
Dec. 9	Syr. at Minneapolis	L 114-117	18-9
Dec. 11	Cincinnati at NYC	W 124-121	19-9
Dec. 12	Syracuse	W 126-120	20-9
Dec. 14	@ San Francisco	W 120-118	21-9
Dec. 15	San Francisco	W 113-104	22-9
Dec. 17	Syracuse	W 121-114	23-9
Dec. 19	St. Louis	W 135-106	24-9
Dec. 21	@ St. Louis	L 100-105	24-10
Dec. 26	@ St. Louis	L 104-106	24-11
Dec. 29	@ Syracuse	W 132-123	25-11
Dec. 30	@ Detroit	W 135-130	26-11
Jan. 4	Boston	W 125-123	27-11
Jan. 5	Boston	W 106-104	28-11
Jan. 6	@ Cincinnati	W 120-119 (OT)	29-11
Jan. 8	@ St. Louis	W 99-96	30-11

DATE	OPPONENT	BOX SCORE	W / L
Jan. 9	@ Detroit	W 123-115	31-11
Jan. 11	@ San Francisco	W 134-129	32-11
Jan. 12	San Francisco	W 119-114	33-11
Jan. 13	New York	W 108-102	34-11
Jan. 18	@ Chicago	W 116-108	35-11
Jan. 20	@ Boston	L 121-133	35-12
Jan. 21	Detroit	W 124-94	36-12
Jan. 23	Detroit	W 123-119	37-12
Jan. 25	Syracuse at San Diego	W 122-114	38-12
Jan. 27	@ St. Louis	W 105-101	39-12
Jan. 30	New York at Boston	W 116-115	40-12
Jan. 31	Detroit at Ft. Wayne	W 127-122	41-12
Feb. 1	@ Detroit	W 119-109	42-12
Feb. 2	@ St. Louis	W 103-97	43-12
Feb. 3	@ New York	L 95-122	43-13
Feb. 6	Chicago	W 107-105	44-13
Feb. 8	Chicago	W 94-91	45-13
Feb. 9	@ Chicago	W 107-106	46-13
Feb. 10	@ Cincinnati	L 107-124	46-14
Feb. 12	Boston at Detroit	L 93-120	46-15
Feb. 13	@ Boston	W 134-128	47-15
Feb. 14	Detroit	W 128-111	48-15
Feb. 16	San Francisco	L 118-122 (2OT)	48-16
Feb. 19	@ San Francisco	L 109-111	48-17
Feb. 22	Boston	W 113-105	49-17
Feb. 24	Boston	L 109-119	49-18
Feb. 25	Detroit at Des Moines	W 113-107	50-18
Feb. 26	@ New York	L 116-125	50-19
Feb. 27	@ Syracuse	L 111-122	50-20
Mar. 1	@ Chicago	L 109-114	50-21
Mar. 2	San Francisco	L 113-122	50-22
Mar. 4	Cincinnati	L 111-114	50-23
Mar. 6	Cincinnati	W 106-97	51-23
Mar. 9	@ St. Louis	L 101-117	51-24
Mar. 10	@ Detroit	L 116-124	51-25
Mar. 11	St. Louis	W 109-96	52-25
Mar. 12	@ San Francisco	L 110-116	52-26
Mar. 13	St. Louis	L 98-112	52-27
Mar. 16	San Francisco	W 111-105 (OT)	53-27



## 42-38 - 3RD IN WESTERN DIVISION

**Head Coach:** Fred Schaus  
**Standing:** Elgin Baylor, Don Nelson, Cotton Nash,  
 Rudy LaRusso, Leroy Ellis, Gene Wiley,  
 Hub Reed, Mel Gibson, Jim Krebs,  
 Dick Barnett, Jerry West, Jim King  
**Not pictured:** Frank Selvy



## 1963-64 REGULAR SEASON STATISTICS / GAME-BY-GAME RESULTS

	G	Min.	FGM	FGA	Pct.	FTM	FTA	Pct.	Reb.	Ast.	PF	Dq.	Pts.	Avg.
West	72	2906	740	1529	484	584	702	832	433	403	200	2	2064	28.4
Baylor	78	3164	756	1778	425	471	586	804	936	347	235	1	1983	27-16
Barnett	78	2620	541	1197	452	351	454	773	250	238	233	3	1433	18.4
LaRusso	79	2746	337	776	434	298	397	751	800	190	268	5	972	12.3
Ellis	78	1459	200	473	423	112	170	659	498	41	192	3	512	6.6
Nelson	80	1406	135	323	418	149	201	741	323	76	181	1	419	5.2
Selvy	73	1286	160	423	378	78	122	639	139	149	115	1	398	5.5
Wiley	73	1510	146	273	535	45	75	600	510	225	4	4	337	4.3
Krebs	68	975	134	357	375	65	85	765	283	49	166	6	333	4.9
King	60	762	84	198	424	66	101	653	113	110	99	0	234	3.9
Reed	46	386	33	91	363	10	15	667	107	23	73	0	76	1.7
Gibson	9	53	6	20	300	1	2	500	4	6	10	0	13	1.4

DATE	OPPONENT	BOX SCORE	W / L	DATE	OPPONENT	BOX SCORE	W / L
Oct. 19	@ St. Louis	L 108-117	0-1	Jan. 15	@ St. Louis	W 111-109	27-15
Oct. 22	@ New York	W 130-117	1-1	Jan. 16	@ Cincinnati	L 95-108	27-16
Oct. 23	@ Detroit	W 124-116	2-1	Jan. 17	@ Boston	L 79-99	27-17
Oct. 25	@ Cincinnati	W 122-109	3-1	Jan. 18	Philadelphia at Syracuse	W 115-111	28-17
Oct. 30	Cincinnati	L 107-115	3-2	Jan. 20	Detroit	L 107-118	28-18
Nov. 1	Cincinnati	W 122-112	4-2	Jan. 22	Detroit	W 110-101	29-18
Nov. 2	@ San Francisco	L 99-118	4-3	Jan. 24	San Francisco	W 118-100	30-18
Nov. 6	New York	W 111-109	5-3	Jan. 25	@ San Francisco	L 95-120	30-19
Nov. 8	San Francisco	W 93-90	6-3	Jan. 26	San Francisco	W 108-96	31-19
Nov. 10	New York	W 104-79	7-3	Jan. 28	@ Detroit	L 92-93	31-20
Nov. 11	Detroit at Minneapolis	L 109-116	7-4	Jan. 29	Philadelphia at Boston	L 97-102	31-21
Nov. 13	Boston at NYC	L 110-114	7-5	Jan. 30	@ Baltimore	L 89-107	31-22
Nov. 14	@ Baltimore	W 123-115	8-5	Feb. 1	@ St. Louis	L 96-113	31-23
Nov. 15	@ Philadelphia	L 97-99	8-6	Feb. 2	@ St. Louis	L 105-107	31-24
Nov. 16	Detroit	W 115-95	9-6	Feb. 4	@ Cincinnati	L 100-118	31-25
Nov. 17	St. Louis	L 112-117	9-7	Feb. 5	Detroit	W 111-85	32-25
Nov. 21	St. Louis	W 111-99	10-7	Feb. 7	Detroit	L 103-111	32-26
Nov. 26	@ New York	W 119-112	11-7	Feb. 8	@ Philadelphia	L 101-109	32-27
Nov. 27	@ Boston	L 78-114	11-8	Feb. 9	@ Baltimore	L 110-119	32-28
Nov. 29	@ Detroit	W 127-111	12-8	Feb. 11	@ Boston	W 113-109	33-28
Nov. 30	@ St. Louis	W 97-96	13-8	Feb. 12	Boston	L 97-104 (OT)	33-29
Dec. 1	@ Cincinnati	W 114-109	14-8	Feb. 16	Boston	L 90-92	33-30
Dec. 4	@ Baltimore	W 98-118	14-9	Feb. 18	@ New York	L 117-118	33-31
Dec. 6	@ San Francisco	W 110-101	15-9	Feb. 19	Detroit at Toledo, OH	L 115-116	33-32
Dec. 8	San Francisco	L 112-114	15-10	Feb. 20	@ Detroit	W 106-101	34-32
Dec. 9	Baltimore at Seattle	W 134-120	16-10	Feb. 22	Cincinnati	L 105-107	34-33
Dec. 12	Baltimore	W 120-105	17-10	Feb. 23	@ San Francisco	L 108-109	34-34
Dec. 14	Baltimore	W 113-108	18-10	Feb. 26	Cincinnati	W 103-97	35-34
Dec. 15	St. Louis	L 95-102	18-11	Feb. 28	@ Baltimore	W 115-112	36-34
Dec. 18	Philadelphia	W 116-96	19-11	Feb. 29	@ St. Louis	L 114-115 (OT)	36-35
Dec. 21	Philadelphia	W 126-113	20-11	Mar. 1	St. Louis	W 114-91	37-35
Dec. 25	@ New York	W 134-126	21-11	Mar. 4	St. Louis	L 105-110	37-36
Dec. 26	@ Boston	L 110-126	21-12	Mar. 7	San Francisco	L 118-120	37-37
Dec. 28	@ Philadelphia	L 100-114	21-13	Mar. 9	Baltimore	W 122-112	38-37
Dec. 29	Detroit at Ft. Wayne	W 140-128	22-13	Mar. 11	Baltimore at Long Beach	W 115-109	39-37
Dec. 31	St. Louis	W 132-119	23-13	Mar. 13	@ San Francisco	W 112-109	40-37
Jan. 4	Boston	W 125-118 (OT)	24-13	Mar. 14	San Francisco	L 95-111	40-38
Jan. 5	Boston	W 97-95	25-13	Mar. 15	Philadelphia	W 120-95	41-38
Jan. 8	New York	W 136-118	26-13	Mar. 17	Philadelphia	W 121-97	42-38
Jan. 10	@ San Francisco	L 89-114	26-14				
Jan. 11	New York at San Diego	L 108-118	26-15				

# 1964-65 LOS ANGELES LAKERS



## 49-31 - 1ST IN WESTERN DIVISION

Head Coach: Fred Schaus  
 Standing: Jim King, Dick Barnett, Elgin Baylor,  
 Don Nelson, Jerry West, Walt Hazzard  
 Seated: Bill McGill, Darrall Imhoff, Gene Wiley,  
 Leroy Ellis, Rudy LaRusso  
 Not pictured: Jerry Grote, Colton Nash

*Western Division Champions*

### 1964-65 REGULAR SEASON STATISTICS / GAME-BY-GAME RESULTS

	G	Min.	FGM	FGA	Pct.	FTM	FTA	Pct.	Reb.	Ast.	PF	Dq.	Pts.	Avg.
West	74	3066	822	1655	.497	648	789	.821	447	364	221	2	2292	31.0
Baylor	74	3056	763	1903	.401	483	610	.792	950	280	235	0	2009	27.1
LaRusso	77	2588	381	827	.461	321	415	.773	725	198	258	3	1083	14.1
Barnett	74	2026	375	908	.413	270	338	.799	200	159	209	1	1020	13.8
Ellis	80	2026	311	700	.444	198	284	.697	652	49	196	1	820	10.3
King	77	1671	184	469	.392	118	151	.781	214	178	193	2	486	6.3
Wiley	80	2002	175	376	.465	56	111	.505	690	105	235	11	406	5.1
Imhoff	76	1521	145	311	.466	88	154	.571	300	87	238	7	378	5.0
Hazzard	66	919	117	306	.382	46	71	.648	111	140	132	0	280	4.2
Nelson	39	238	36	85	.424	20	26	.769	73	24	40	1	92	2.4
Nash*	25	167	14	57	.246	25	32	.781	35	10	30	0	53	2.1
McGill†	8	37	7	20	.350	1	1	1.000	12	3	6	0	15	1.9
Grote	11	33	6	11	.545	2	2	1.000	4	4	5	0	14	1.3

DATE	OPPONENT	BOX SCORE	W / L	DATE	OPPONENT	BOX SCORE	W / L
Oct. 17	@ New York	W 113-109	1-0	Jan. 14	@ Detroit	W 104-100	24-18
Oct. 20	@ Cincinnati	L 113-121	1-1	Jan. 15	@ Cincinnati	L 106-124	24-19
Oct. 21	@ Baltimore	W 108-105	2-1	Jan. 17	@ St. Louis	L 105-118	24-20
Oct. 23	@ San Francisco	W 94-92	3-1	Jan. 20	New York	W 119-103	25-20
Oct. 28	Baltimore	W 112-102	4-1	Jan. 22	New York	W 117-107	26-20
Oct. 29	Baltimore	L 95-98	4-2	Jan. 24	@ Boston	L 93-117	26-21
Nov. 1	St. Louis	L 115-116	4-3	Jan. 26	@ New York	W 111-99	27-21
Nov. 5	New York	W 106-96	5-3	Jan. 27	Cincinnati	W 119-112	28-21
Nov. 7	San Francisco	W 135-103	6-3	Jan. 29	Cincinnati	W 137-133 (2OT)	29-21
Nov. 10	New York	W 108-101	7-3	Jan. 30	@ San Francisco	W 109-99	30-21
Nov. 12	@ New York	W 132-123 (OT)	8-3	Jan. 31	San Francisco	W 96-94	31-21
Nov. 13	@ Boston	W 114-112	9-3	Feb. 2	Detroit at Cleveland	L 118-121	31-22
Nov. 14	@ Baltimore	L 115-127	9-4	Feb. 3	@ Cincinnati	L 99-130	31-23
Nov. 15	@ Detroit	W 111-105	10-4	Feb. 6	@ Baltimore	L 112-116	31-24
Nov. 18	Cincinnati	L 90-92	10-5	Feb. 7	@ Boston	L 97-101	31-25
Nov. 20	Cincinnati	W 131-121	11-5	Feb. 8	Philadelphia	L 117-98	32-25
Nov. 25	Detroit	W 130-117	12-5	Feb. 10	Philadelphia	L 99-110	32-26
Nov. 27	Detroit	W 117-111	13-5	Feb. 12	San Francisco	W 114-95	33-26
Nov. 28	@ San Francisco	L 106-109	13-6	Feb. 13	@ San Francisco	W 129-105	34-26
Nov. 29	Baltimore	W 126-110	14-6	Feb. 17	@ New York	W 118-98	35-26
Dec. 1	@ Philadelphia	W 118-117	15-6	Feb. 18	@ Philadelphia	W 117-110	36-26
Dec. 2	@ St. Louis	L 102-105	15-7	Feb. 19	@ Baltimore	W 119-111	37-26
Dec. 4	@ Cincinnati	L 90-104	15-8	Feb. 21	Boston	L 129-114	38-26
Dec. 6	Phila. at Minneapolis	W 109-104	16-8	Feb. 24	Boston	L 95-97	38-27
Dec. 8	Boston	L 98-108	16-9	Feb. 26	St. Louis	W 106-90	39-27
Dec. 10	St. Louis	L 91-95	16-10	Feb. 28	Philadelphia at Syr.	W 122-118	40-27
Dec. 13	Detroit	W 116-115	17-10	Mar. 2	Philadelphia at NYC	W 126-117	41-27
Dec. 15	Detroit	L 116-131	17-11	Mar. 3	@ Boston	W 104-102	42-27
Dec. 16	@ Detroit	W 126-120 (OT)	18-11	Mar. 5	@ New York	W 105-103	43-27
Dec. 18	@ Cincinnati	L 107-111	18-12	Mar. 6	@ St. Louis	L 107-109	43-28
Dec. 19	Philadelphia	L 113-140	18-13	Mar. 7	Cincinnati	W 106-104	44-28
Dec. 21	New York	W 125-113	19-13	Mar. 9	Baltimore	W 123-114	45-28
Dec. 23	Philadelphia	W 135-117	20-13	Mar. 11	Baltimore	W 121-116 (OT)	46-28
Dec. 26	San Francisco	W 129-122	21-13	Mar. 12	@ San Francisco	W 115-93	47-28
Dec. 28	@ Boston	L 112-133	21-14	Mar. 13	St. Louis	W 106-101	48-28
Dec. 30	@ Philadelphia	L 115-117	21-15	Mar. 14	St. Louis	L 108-115	48-29
Jan. 2	@ St. Louis	W 115-112	22-15	Mar. 16	@ Detroit	W 100-99	49-29
Jan. 3	@ St. Louis	W 99-92	23-15	Mar. 17	@ Baltimore	L 106-117	49-30
Jan. 7	Boston	L 104-112	23-16	Mar. 20	San Francisco	L 98-112	49-31
Jan. 9	Boston	L 103-107	23-17				
Jan. 11	Detroit at Pittsburgh	L 127-128	23-18				

\*Did not finish season on Laker roster; † Totals with Lakers only



## 45-35 - 1ST IN WESTERN DIVISION

**Head Coach:** Fred Schaus  
**Standing:** Jim King, Jerry West, John Fairchild,  
 Elgin Baylor, Walt Hazzard, Gail Goodrich  
**Seated:** Bob Boozer, Gene Wiley, Darrall Imhoff,  
 Leroy Ellis, Rudy LaRusso



*Western Division Champions*

### 1965-66 REGULAR SEASON STATISTICS / GAME-BY-GAME RESULTS

	G	Min.	FGM	FGA	Pct.	FTM	FTA	Pct.	Reb.	Ast.	PF	Dq.	Pts.	Avg.
West	79	3218	818	1731	.473	840	977	.860	562	480	243	1	2476	31.3
LaRusso	76	2316	410	897	.457	350	445	.787	660	165	261	9	1170	15.4
Hazzard	80	2198	458	1003	.457	182	257	.708	219	393	224	0	1098	13.7
Baylor	65	1975	415	1034	.401	249	337	.739	621	224	157	0	1079	16.6
Ellis	80	2219	393	927	.424	186	256	.727	735	74	232	3	972	12.2
Boozer	78	1847	365	754	.484	225	289	.779	548	87	196	0	955	12.2
King	76	1499	238	545	.437	94	115	.817	204	223	181	1	570	7.5
Goodrich	65	1008	203	503	.404	103	189	.691	130	103	1	509	7.8	
Imhoff	77	1413	151	337	.448	77	136	.566	509	113	234	7	379	4.9
Wiley	67	1386	123	289	.426	43	76	.566	490	63	171	3	289	4.3
Fairchild	30	171	23	89	.258	14	20	.700	45	11	33	0	60	2.0

DATE	OPPONENT	BOX SCORE	W / L	DATE	OPPONENT	BOX SCORE	W / L
Oct. 15	@ San Francisco	W 122-115	1-0	Jan. 2	Boston	L 113-124	23-19
Oct. 16	@ St. Louis	W 106-94	2-0	Jan. 5	Boston	W 120-113	24-19
Oct. 20	@ Boston	L 96-100	2-1	Jan. 7	@ Philadelphia	W 126-120	25-19
Oct. 23	@ New York	L 101-106	2-2	Jan. 8	@ New York	L 127-133	25-20
Oct. 26	New York	W 104-102	3-2	Jan. 9	@ Detroit	W 111-98	26-20
Oct. 28	New York	W 140-116	4-2	Jan. 12	@ Boston	L 102-114	26-21
Oct. 30	San Francisco	L 122-124	4-3	Jan. 14	@ San Francisco	W 118-110	27-21
Nov. 3	St. Louis	W 120-116	5-3	Jan. 15	New York	W 152-123	28-21
Nov. 5	St. Louis	W 118-116	6-3	Jan. 18	@ Cincinnati	1 108-119	28-22
Nov. 6	@ St. Louis	L 101-131	6-4	Jan. 20	@ Baltimore	L 121-123	28-23
Nov. 7	@ Baltimore	L 116-137	6-5	Jan. 21	San Francisco	L 109-120	28-24
Nov. 9	@ Philadelphia	L 110-118	6-6	Jan. 25	Philadelphia at NYC	L 106-110	28-25
Nov. 10	Detroit	W 133-125	7-6	Jan. 26	@ Detroit	W 126-110	29-25
Nov. 12	New York at Minneapolis	W 107-106	8-6	Jan. 28	Baltimore	W 138-123	30-25
Nov. 14	Baltimore	W 129-114	9-6	Jan. 30	Baltimore	W 136-122	31-25
Nov. 17	Boston	W 125-115	10-6	Feb. 2	Cincinnati	W 119-118	32-25
Nov. 19	San Francisco	W 135-124	11-6	Feb. 4	Cincinnati	W 132-125	33-25
Nov. 20	San Fran. at Las Vegas	W 133-117	12-6	Feb. 6	@ St. Louis	L 105-109	33-26
Nov. 21	Philadelphia	L 104-110	12-7	Feb. 7	@ Philadelphia	L 125-132	33-27
Nov. 24	Philadelphia	W 127-124	13-7	Feb. 9	@ Baltimore	W 123-116 (OT)	34-27
Nov. 26	@ Baltimore	L 107-110	13-8	Feb. 12	@ New York	L 127-140	34-28
Nov. 27	@ Boston	L 95-101	13-9	Feb. 13	@ Boston	1 W 120-110	35-28
Nov. 28	@ Detroit	W 128-110	14-9	Feb. 15	New York	1 W 132-124	36-28
Nov. 30	@ Cincinnati	L 120-126	14-10	Feb. 17	Philadelphia	L 121-136	36-29
Dec. 1	Cincinnati	W 121-105	15-10	Feb. 19	Boston	L 111-115	36-30
Dec. 3	Cincinnati	L 118-122	15-11	Feb. 21	Boston	L 108-115	36-31
Dec. 6	Phila. at Charleston	L 107-116	15-12	Feb. 23	Cincinnati	W 140-133	37-31
Dec. 7	@ New York	L 127-131	15-13	Feb. 26	@ Detroit	W 131-137	38-31
Dec. 8	@ Boston	L 106-108	15-14	Mar. 2	@ Baltimore	L 113-119	38-32
Dec. 10	@ Cincinnati	W 129-110	16-14	Mar. 4	Baltimore	W 132-106	39-32
Dec. 11	St. Louis	W 126-108	17-14	Mar. 5	@ San Francisco	W 125-123	40-32
Dec. 12	St. Louis	W 123-101	18-14	Mar. 6	Baltimore	W 126-105	41-32
Dec. 15	Philadelphia	L 108-122	18-15	Mar. 8	@ New York	L 132-133 (OT)	41-33
Dec. 17	Philadelphia	L 117-127	18-16	Mar. 9	Cin. at Indianapolis	W 119-116	42-33
Dec. 19	San Francisco	W 132-120	19-16	Mar. 11	Detroit	L 114-116	42-34
Dec. 23	Detroit	W 122-112	20-16	Mar. 15	Detroit	W 135-108	43-34
Dec. 25	Detroit	W 115-106	21-16	Mar. 18	St. Louis	W 132-120	44-34
Dec. 27	St. Louis at Memphis	W 108-100	22-16	Mar. 19	@ San Francisco	L 119-125	44-35
Dec. 28	@ St. Louis	W 107-100	23-16	Mar. 20	San Francisco	W 124-112	45-35
Dec. 29	@ Cincinnati	L 109-111	23-17				
Dec. 30	Detroit at Ft. Wayne	L 114-117	23-18				

# 1966-67 LOS ANGELES LAKERS



## 36-45 - 3RD IN WESTERN DIVISION

**Head Coach:** Fred Schaus  
**Standing:** Gail Goodrich, Walt Hazzard, Jerry Chambers, Tom Hawkins, Jerry West, Archie Clark  
**Seated:** John Block, Jim Barnes, Henry Finkel, Darrall Imhoff, Rudy LaRusso, Elgin Baylor  
**Not pictured:** Mel Counts

### 1966-67 REGULAR SEASON STATISTICS / GAME-BY-GAME RESULTS

	G	Min.	FGM	FGA	Pct.	FTM	FTA	Pct.	Reb.	Ast.	PF	Dq.	Pts.	Avg.
West	66	2670	645	1389	.464	602	686	.878	392	447	160	1	1892	28.7
Baylor	70	2706	711	1658	.429	440	541	.813	898	215	211	1	1862	26.6
Goodrich	77	1780	352	776	.454	253	337	.751	251	210	294	3	957	12.4
Imhoff	81	2725	370	780	.474	127	207	.614	1080	222	281	7	867	10.7
Clark	76	1763	331	732	.452	136	192	.708	218	205	193	1	798	10.5
Hazzard	79	1642	301	706	.426	129	177	.729	231	323	203	1	731	9.3
Hawkins	76	1798	275	572	.481	82	173	.474	434	83	207	1	632	8.3
LaRusso	48	1292	211	509	.415	156	224	.696	351	78	149	6	578	12.8
Barnes	80	1398	217	497	.437	128	187	.684	450	47	266	5	562	7.0
Chambers	68	1015	224	496	.452	68	93	.731	208	44	143	0	516	7.6
Counts†	31	517	112	252	.444	40	54	.741	189	22	102	4	264	8.5
Block	22	118	20	52	.385	24	34	.706	45	5	20	0	64	2.9
Finkel	27	141	17	47	.362	7	12	.583	64	5	39	1	41	1.5

DATE	OPPONENT	BOX SCORE	W / L	DATE	OPPONENT	BOX SCORE	W / L
Oct. 15	@ Baltimore	W 126-115	1-0	Jan. 11	San Francisco	W 141-126	17-25
Oct. 18	@ New York	L 119-122	1-1	Jan. 13	Cincinnati at Cleveland	L 115-125	17-26
Oct. 19	@ Chicago	L 124-134	1-2	Jan. 14	@ Chicago	L 121-122	17-27
Oct. 21	Chicago	L 101-108	1-3	Jan. 15	@ Detroit	W 127-116	18-27
Oct. 26	New York	L 122-133	1-4	Jan. 18	St. Louis	L 121-123 (OT)	18-28
Oct. 28	New York	W 124-114	2-4	Jan. 20	@ Philadelphia	L 108-119	18-29
Oct. 29	@ St. Louis	L 109-110	2-5	Jan. 21	@ Baltimore	L 119-126	18-30
Oct. 30	Detroit at Montreal	L 121-124	2-6	Jan. 22	@ Boston	W 120-121 (OT)	18-31
Nov. 2	@ Boston	L 108-133	2-7	Jan. 25	Baltimore	W 129-115	19-31
Nov. 4	Baltimore	W 131-98	3-7	Jan. 28	Baltimore	W 133-118	20-31
Nov. 8	Baltimore	L 102-104	3-8	Jan. 29	@ Chicago	W 142-122	21-31
Nov. 10	Detroit	L 132-133 (OT)	3-9	Jan. 30	St. Louis at Memphis	L 99-106	21-32
Nov. 11	@ San Francisco	L 93-132	3-10	Feb. 1	Philadelphia	W 143-133	22-32
Nov. 12	Detroit	W 144-88	4-10	Feb. 3	San Francisco	W 129-80	23-32
Nov. 16	Cincinnati at Dayton	W 124-112	5-10	Feb. 5	Philadelphia	L 123-130	23-33
Nov. 18	@ Detroit	L 118-121	5-11	Feb. 7	@ New York	W 122-117	24-33
Nov. 19	San Francisco	L 109-144	5-12	Feb. 8	Baltimore at Charleston	W 121-108	25-33
Nov. 23	Chicago	W 154-130	6-12	Feb. 10	@ Philadelphia	L 131-148	25-34
Nov. 25	Chicago	L 117-121	6-13	Feb. 12	Chicago	W 129-121	26-34
Nov. 26	@ St. Louis	W 133-126	7-13	Feb. 15	Boston	W 124-114	27-34
Nov. 29	@ New York	L 114-118	7-14	Feb. 17	Boston	L 119-120	27-35
Dec. 30	@ Baltimore	L 126-111	8-14	Feb. 19	Chicago	L 119-133	27-36
Dec. 2	@ Philadelphia	L 130-138	8-15	Feb. 21	San Fran. at San Diego	L 133-136	27-37
Dec. 3	@ Cincinnati	W 130-118	9-15	Feb. 22	Cincinnati	W 103-102	28-37
Dec. 4	St. Louis	L 118-123	9-16	Feb. 24	@ Detroit	L 101-102	28-38
Dec. 7	St. Louis	W 130-128 (OT)	10-16	Feb. 25	@ St. Louis	W 134-133 (OT)	29-38
Dec. 9	San Francisco	L 118-119	10-17	Feb. 26	Cincinnati	W 141-127	30-38
Dec. 11	Cincinnati	W 119-118	11-17	Feb. 28	Detroit at NYC	W 119-117	31-38
Dec. 14	Cincinnati	L 124-126	11-18	Mar. 1	@ Cincinnati	L 116-122	31-39
Dec. 18	Boston	W 127-125	12-18	Mar. 3	New York	W 138-132	32-39
Dec. 20	@ San Francisco	L 107-130	12-19	Mar. 5	@ Boston	L 105-130	32-40
Dec. 21	Philadelphia	L 123-129	12-20	Mar. 6	Philadelphia at Pittsburgh	L 117-119	32-41
Dec. 23	Philadelphia	L 107-118	12-21	Mar. 7	@ New York	W 131-119	33-41
Dec. 26	@ Boston	L 106-121	12-22	Mar. 8	St. Louis	L 104-106	33-42
Dec. 28	@ New York	L 115-121	12-23	Mar. 10	Detroit	W 118-103	34-42
Dec. 29	@ Cincinnati	W 125-114	13-23	Mar. 11	@ San Francisco	W 125-120	35-42
Jan. 1	Boston	W 111-110	14-23	Mar. 12	Detroit	L 104-120	35-43
Jan. 4	St. Louis	W 122-101	15-23	Mar. 15	Philadelphia	L 123-138	35-44
Jan. 5	San Fran. at Oakland	L 91-122	15-24	Mar. 17	@ Baltimore	W 135-133	36-44
Jan. 6	Boston	W 102-99	16-24	Mar. 19	@ Chicago	L 109-122	36-45
Jan. 8	NY at Long Beach, CA	L 118-121	16-25				

† Totals with Lakers only.



## 52-30 - 2ND IN WESTERN DIVISION

**Head Coach:** Bill van Breda Lofff  
**Standing:** Tom Hawkins, Dennis Hamilton, Elgin Baylor, Mel Counts, Darrall Imhoff, Erwin Mueller, John Wetzel  
**Seated:** Archie Clark, Gail Goodrich, Jerry West, Fred Crawford  
**Not pictured:** Cliff Anderson, Jim Barnes

*Western Division Champions*



### 1967-68 REGULAR SEASON STATISTICS / GAME-BY-GAME RESULTS

	G	Min.	FGM	FGA	Pct.	FTM	FTA	Pct.	Reb.	Ast.	PF	Dq.	Pts.	Avg.
Baylor	77	3029	757	1709	.443	488	621	.786	941	355	232	0	2002	26.0
Clark	81	3039	628	1309	.480	356	481	.740	342	353	235	3	1612	19.9
West	51	1919	476	926	.514	391	482	.811	294	310	152	1	1343	26.3
Goodrich	79	2057	395	812	.486	302	392	.770	199	205	228	2	1092	13.8
Counts	82	1739	384	808	.475	190	254	.748	732	139	309	6	958	11.7
Hawkins	78	2463	389	779	.499	125	229	.546	458	117	289	7	903	11.6
Imhoff	82	2271	293	613	.478	177	286	.619	893	206	264	3	763	9.3
Crawford†	38	756	159	330	.482	74	120	.617	112	95	104	1	392	10.3
Mueller†	39	973	132	254	.520	61	103	.592	222	78	86	2	325	8.3
Barnes*	42	713	101	235	.430	59	88	.670	211	27	134	4	261	6.2
Wetzel	38	434	52	119	.437	35	46	.761	84	51	55	0	139	3.7
Hamilton	44	378	54	108	.500	13	13	1.000	72	30	46	0	121	2.8
Anderson	18	94	7	29	.241	12	28	.429	11	17	18	1	26	1.4

DATE	OPPONENT	BOX SCORE	W / L	DATE	OPPONENT	BOX SCORE	W / L
Oct. 17	@ Chicago	W 107-105	1-0	Jan. 5	@ Philadelphia	L 113-125	22-20
Oct. 18	@ Philadelphia	L 87-103	1-1	Jan. 6	@ Baltimore	L 127-130 (OT)	22-21
Oct. 19	@ St. Louis	L 95-100	1-2	Jan. 10	New York	L 101-115	22-22
Oct. 21	@ New York	W 114-106	2-2	Jan. 17	Philadelphia	W 125-116	23-22
Oct. 25	Cincinnati	W 132-116	3-2	Jan. 20	San Francisco	W 151-122	24-22
Oct. 27	Chicago	W 125-117	4-2	Jan. 21	Seattle	W 154-123	25-22
Oct. 29	Baltimore	W 118-105	5-2	Jan. 25	Cincinnati at Cleveland	W 118-116	26-22
Nov. 1	New York	L 113-129	5-3	Jan. 26	@ Boston	W 118-112	27-22
Nov. 3	@ Boston	L 104-103	5-4	Jan. 27	@ Detroit	L 119-125	27-23
Nov. 4	@ Cincinnati	W 106-104	6-4	Jan. 28	St. Louis at Miami	W 128-113	28-23
Nov. 11	Philadelphia	L 111-115	6-5	Jan. 30	@ Seattle	L 116-128	28-24
Nov. 12	Chicago	W 97-96	7-5	Jan. 31	St. Louis	W 110-102	29-24
Nov. 15	Chicago	W 124-115	8-5	Feb. 2	Seattle	W 151-113	30-24
Nov. 17	@ Baltimore	L 107-116	8-6	Feb. 3	San Diego	W 133-122	31-24
Nov. 18	@ St. Louis	W 127-107	9-6	Feb. 4	Seattle	W 137-131	32-24
Nov. 21	@ Seattle	L 132-137	9-7	Feb. 6	Cincinnati	W 146-102	33-24
Nov. 23	Detroit	W 132-120	10-7	Feb. 8	@ Seattle	L 110-115	33-25
Nov. 24	@ San Fran. at Oakland	L 121-122	10-8	Feb. 9	San Francisco	W 122-104	34-25
Nov. 25	San Francisco	L 112-131	10-9	Feb. 11	@ Boston	W 141-104	35-25
Nov. 26	St. Louis	W 109-105	11-9	Feb. 13	@ Baltimore	W 119-116 (OT)	36-25
Nov. 28	St. Louis	W 134-117	12-9	Feb. 15	Chicago at Milwaukee	W 132-105	37-25
Nov. 29	@ Detroit	L 123-127	12-10	Feb. 16	@ San Francisco	W 116-118	37-26
Dec. 1	@ Philadelphia	L 127-123	12-11	Feb. 17	Philadelphia	L 134-135 (ZOT)	37-27
Dec. 2	@ New York	W 122-106	13-11	Feb. 21	Boston	W 122-117	38-27
Dec. 5	@ Philadelphia	W 128-122 (OT)	14-11	Feb. 23	Cincinnati	W 131-115	39-27
Dec. 6	@ Baltimore	W 136-125	15-11	Feb. 25	@ San Diego	W 127-112	40-27
Dec. 8	@ Detroit	W 115-103	16-11	Feb. 27	Cincinnati	W 117-106	41-27
Dec. 9	@ San Diego	W 127-109	17-11	Feb. 29	Chicago at Evansville	W 117-107	42-27
Dec. 10	@ Seattle	L 123-133	17-12	Mar. 2	Seattle	W 127-121	43-27
Dec. 14	Chicago	L 101-106	17-13	Mar. 3	Baltimore	W 121-114	44-27
Dec. 17	Boston	L 117-123	17-14	Mar. 6	St. Louis	L 96-112	44-28
Dec. 20	New York	L 131-138	17-15	Mar. 7	@ San Diego	W 119-102	45-28
Dec. 22	Detroit	W 133-105	18-15	Mar. 8	San Diego	W 130-122	46-28
Dec. 25	@ San Diego	L 101-104	18-16	Mar. 9	@ San Francisco	W 137-132 (OT)	47-28
Dec. 26	@ Chicago	W 104-101	19-16	Mar. 10	Baltimore	L 89-119	47-29
Dec. 27	@ Cincinnati	L 127-132	19-17	Mar. 13	San Francisco	L 142-106	48-29
Dec. 29	@ New York	W 126-115	20-17	Mar. 15	New York	W 122-112	49-29
Dec. 30	@ St. Louis	W 106-104	21-17	Mar. 16	Detroit	W 135-108	50-29
Dec. 31	@ San Diego	W 147-118	22-17	Mar. 17	Detroit	W 120-116	51-29
Jan. 2	@ San Francisco	L 118-119	22-18	Mar. 18	@ Philadelphia	L 128-158	51-30
Jan. 3	Boston	L 103-113	22-19	Mar. 19	San Diego	W 121-109	52-30

# 1968-69 LOS ANGELES LAKERS



## 55-27 - 1st IN WESTERN DIVISION

**Head Coach:** Bill van Breda Kolff  
**Standing:** John Egan, Cliff Anderson, Keith Erickson, Bill Hewitt, Tom Hawkins, Fred Crawford, Jerry West  
**Seated:** Elgin Baylor, Mel Counts, Wilt Chamberlain, Jay Carty

*Western Division Champions*

### 1968-69 REGULAR SEASON STATISTICS / GAME-BY-GAME RESULTS

	G	Min.	FGM	FGA	Pct.	FTM	FTA	Pct.	Reb.	Ast.	PF	Dq.	Pts.	Avg.
Baylor	76	3064	730	1632	.447	421	567	.743	805	408	204	0	1881	24.8
Chamberlain	81	3669	641	1099	.583	382	857	.446	1712	366	142	0	1664	20.5
West	61	2394	545	1156	.471	490	597	.821	262	423	156	1	1580	25.9
Counts	77	1866	390	867	.450	178	221	.805	600	109	223	5	958	12.4
Egan	82	1805	246	597	.412	204	240	.850	147	215	206	1	696	8.5
Erickson	77	1974	264	629	.420	120	175	.686	308	194	222	6	648	8.4
Hewitt	75	1455	239	528	.453	61	106	.575	332	76	139	1	539	7.2
Hawkins	74	1507	230	461	.499	62	151	.411	266	81	168	1	522	7.1
Crawford	81	1690	211	454	.465	83	154	.539	215	154	224	1	505	6.2
Anderson	35	289	44	108	.407	47	82	.573	44	31	58	0	135	3.9
Carty	28	192	34	89	.382	8	11	.727	58	11	31	0	76	2.7

DATE	OPPONENT	BOX SCORE	W / L
Oct. 18	@ Philadelphia	L 96-114	0-1
Oct. 19	@ New York	W 118-96	1-1
Oct. 22	@ Cincinnati	L 103-107	1-2
Oct. 23	@ Detroit	L 110-117	1-3
Oct. 25	Baltimore	W 117-111	2-3
Oct. 27	San Diego	W 152-116	3-3
Oct. 29	Atlanta	W 125-124	4-3
Nov. 1	Chicago	L 101-114	4-4
Nov. 3	@ Phoenix	W 127-109	5-4
Nov. 5	@ Chicago	W 112-109 (OT)	6-4
Nov. 6	Milwaukee at Madison	W 128-115	7-4
Nov. 8	New York	W 102-100	8-4
Nov. 10	New York	W 130-109	9-4
Nov. 15	San Diego	W 127-119	10-4
Nov. 16	@ San Francisco	W 119-112	11-4
Nov. 17	Seattle	W 105-94	12-4
Nov. 19	Boston	W 116-106	13-4
Nov. 22	San Francisco	L 98-100	13-5
Nov. 24	Chicago	W 103-100	14-5
Nov. 26	@ New York	L 100-104	14-6
Nov. 28	@ Philadelphia	L 107-122	14-7
Nov. 29	@ Boston	W 93-92	15-7
Dec. 1	Milwaukee	W 119-112	16-7
Dec. 3	Phoenix	W 122-108	17-7
Dec. 5	@ Baltimore	L 90-108	17-8
Dec. 6	@ Atlanta	W 99-94	18-8
Dec. 7	@ Chicago	L 81-90	18-9
Dec. 8	San Diego	W 132-118	19-9
Dec. 13	Atlanta	L 103-105	19-10
Dec. 14	@ Seattle	W 136-120	20-10
Dec. 15	Seattle	W 115-114	21-10
Dec. 17	Cincinnati	W 112-108	22-10
Dec. 20	San Francisco	W 133-101	23-10
Dec. 22	Philadelphia	W 102-99	24-10
Dec. 25	@ Phoenix	W 119-99	25-10
Dec. 26	@ Detroit	W 95-94	26-10
Dec. 28	@ Chicago	L 86-93	26-11
Dec. 29	Detroit	W 111-108	27-11
Dec. 30	@ San Diego	W 131-126 (OT)	28-11
Dec. 31	Detroit	L 107-127	28-12
Jan. 3	@ Philadelphia	L 101-130	28-13

DATE	OPPONENT	BOX SCORE	W / L
Jan. 4	@ Atlanta	W 121-111	29-13
Jan. 7	@ Baltimore	W 100-93	30-13
Jan. 10	@ Boston	L 82-88	30-14
Jan. 11	@ Atlanta	L 100-104	30-15
Jan. 17	Cincinnati	W 128-107	31-15
Jan. 19	Cincinnati	W 132-117	32-15
Jan. 21	@ Milwaukee	W 122-105	33-15
Jan. 22	@ Detroit	L 115-116	33-16
Jan. 24	@ Atlanta	L 106-110	33-17
Jan. 26	Cincinnati at Cleveland	W 126-113	34-17
Jan. 28	Chicago	W 125-118	35-17
Jan. 29	@ San Diego	W 122-120	36-17
Jan. 31	Milwaukee	W 105-104	37-17
Feb. 1	@ San Francisco	W 106-101 (OT)	38-17
Feb. 2	San Francisco	L 117-122 (3OT)	38-18
Feb. 3	@ Seattle	L 107-114	38-19
Feb. 7	Philadelphia	L 106-109	38-20
Feb. 8	@ Phoenix	W 122-104	39-20
Feb. 9	Phoenix	W 134-116	40-20
Feb. 12	@ Seattle	W 109-92	41-20
Feb. 14	San Diego	W 115-109	42-20
Feb. 16	@ Milwaukee	L 97-106	42-21
Feb. 18	@ New York	W 113-109	43-21
Feb. 19	@ Baltimore	L 88-110	43-22
Feb. 21	Boston	L 102-124	43-23
Feb. 23	Philadelphia	L 121-125	43-24
Feb. 25	Seattle	W 114-111 (OT)	44-24
Feb. 28	Phoenix	W 121-117	45-24
Mar. 1	@ San Diego	W 119-113	46-24
Mar. 2	San Francisco	W 107-92	47-24
Mar. 4	Baltimore	L 108-116	47-25
Mar. 7	Boston	W 105-99 (OT)	48-25
Mar. 9	Baltimore	W 120-109	49-25
Mar. 11	Detroit	W 137-101	50-25
Mar. 12	@ San Francisco	L 85-97	50-26
Mar. 14	Milwaukee	W 111-103	51-26
Mar. 16	@ Boston	W 108-73	52-26
Mar. 18	@ Chicago	W 93-92	53-26
Mar. 19	@ Cincinnati	L 128-136 (OT)	53-27
Mar. 21	Atlanta	W 116-103	54-27
Mar. 23	New York	W 128-111	55-27





## 46-36 - 2ND IN WESTERN DIVISION

**Head Coach:** Joe Mullaney  
**Standing:** Willie McCarter, Jerry West, Elgin Baylor, Happy Hairston, John Tresvant, Keith Erickson, Dick Garrett, John Egan  
**Seated:** Mike Lynn, Mel Counts, Wilt Chamberlain, Rick Roberson  
**Not pictured:** Bill Hewitt



*Western Division Champions*

### 1969-70 REGULAR SEASON STATISTICS / GAME-BY-GAME RESULTS

	G	Min.	FGM	FGA	Pct.	FTM	FTA	Pct.	Reb.	Ast.	PF	Dq.	Pts.	Avg.
West	74	3106	831	1673	.497	647	785	.824	338	554	160	3	2309	31.2
Chamberlain	12	505	129	227	.568	70	157	.446	221	49	31	0	328	27.3
Baylor	54	2213	511	1051	.486	276	357	.773	559	292	132	1	1298	24.0
Hairston	55	2145	426	870	.490	281	350	.803	687	110	194	9	1133	20.6
Counts	81	2193	434	1017	.427	156	201	.776	683	160	304	7	1024	12.6
Garrett	73	2318	354	816	.434	138	162	.852	235	180	236	5	846	11.6
Erickson	68	1755	258	563	.458	91	122	.746	304	209	175	3	607	8.9
Roberson	74	2005	262	586	.447	120	212	.566	122	256	7	64	8.7	
McCarter	40	861	132	349	.378	43	60	.717	83	93	71	0	307	7.7
Egan	72	1627	215	491	.438	99	121	.818	104	216	171	2	529	7.3
Tresvant	20	221	47	88	.534	23	35	.657	63	17	40	0	117	5.9
Hewitt*	20	478	25	88	.284	16	31	.516	141	28	39	0	66	3.3
Lynn	44	403	44	133	.331	31	48	.646	64	30	87	4	119	2.7

DATE	OPPONENT	BOX SCORE	W / L	DATE	OPPONENT	BOX SCORE	W / L
Oct. 17	@ Philadelphia	L 126-131	0-1	Jan. 9	@ Atlanta	W 127-112	21-21
Oct. 18	@ New York	L 96-99	0-2	Jan. 10	@ Chicago	L 112-116 (OT)	21-22
Oct. 21	@ Baltimore	W 142-137 (OT)	1-2	Jan. 14	@ Milwaukee	L 113-115	21-23
Oct. 22	@ Cincinnati	W 116-109	2-2	Jan. 16	@ Boston	W 108-103	22-23
Oct. 24	Milwaukee	W 123-112	3-2	Jan. 18	@ Detroit	L 100-106	22-24
Oct. 25	@ Seattle	W 130-106	4-2	Jan. 22	San Fran. at Houston	W 122-108	23-24
Oct. 26	Chicago	W 129-125	5-2	Jan. 23	Seattle	W 128-100	24-24
Nov. 2	Cincinnati	L 116-124	5-3	Jan. 24	@ Seattle	W 122-121 (OT)	25-24
Nov. 7	Phoenix	L 120-122	5-4	Jan. 25	Phoenix	W 118-106	26-24
Nov. 9	New York	L 102-112	5-5	Jan. 27	San Diego	W 124-109	27-24
Nov. 11	Detroit	L 102-110	5-6	Jan. 28	@ San Diego	W 113-108	28-24
Nov. 14	Phoenix	W 127-112	6-6	Jan. 30	Atlanta	W 102-87	29-24
Nov. 15	@ Phoenix	L 111-114	6-7	Feb. 1	@ Philadelphia	W 113-112	30-24
Nov. 16	Philadelphia	W 138-125	7-7	Feb. 3	Cincinnati at Cleveland	W 124-114	31-24
Nov. 18	@ Detroit	W 125-114	8-7	Feb. 4	@ Detroit	L 109-125	31-25
Nov. 19	@ Cincinnati	W 116-103	9-7	Feb. 6	Milwaukee	L 105-118	31-26
Nov. 21	San Diego	W 100-98	10-7	Feb. 7	@ Phoenix	L 117-121 (OT)	31-27
Nov. 22	@ San Francisco	W 106-98	11-7	Feb. 8	San Diego	W 125-113	32-27
Nov. 23	Baltimore	L 97-129	11-8	Feb. 10	Baltimore	L 106-111	32-28
Nov. 25	@ New York	L 96-103	11-9	Feb. 11	@ San Francisco	W 125-115	33-28
Nov. 26	@ Milwaukee	L 81-100	11-10	Feb. 12	Atlanta	W 136-114	34-28
Nov. 28	San Francisco	L 108-114	11-11	Feb. 14	@ Chicago	L 113-116	34-29
Nov. 30	Chicago	W 114-116 (OT)	11-12	Feb. 15	@ Milwaukee	W 98-96	35-29
Dec. 4	@ Phoenix	L 109-119	11-13	Feb. 17	@ New York	L 93-114	35-30
Dec. 5	Detroit	W 128-109	12-13	Feb. 18	@ Baltimore	L 103-117	35-31
Dec. 6	@ San Diego	W 128-115	13-13	Feb. 20	Milwaukee	W 119-114	36-31
Dec. 7	Atlanta	L 103-104	13-14	Feb. 21	@ San Diego	L 106-121	36-32
Dec. 9	@ Philadelphia	L 99-123	13-15	Feb. 22	Boston	W 108-96	37-32
Dec. 10	@ Boston	L 99-111	13-16	Feb. 24	Atlanta	L 106-118	37-33
Dec. 12	@ Atlanta	L 107-121	13-17	Feb. 27	Chicago	W 111-101	38-33
Dec. 14	Seattle	W 131-127	14-17	Mar. 1	@ Boston	W 120-114	39-33
Dec. 19	Cincinnati	L 109-117	14-18	Mar. 3	@ Atlanta	L 93-91	39-34
Dec. 21	Philadelphia	W 133-117	15-18	Mar. 4	@ Baltimore	L 94-91	40-34
Dec. 23	@ San Diego	L 109-115	15-19	Mar. 6	Baltimore	W 100-105	40-35
Dec. 26	New York	W 114-106	16-19	Mar. 8	Cincinnati	W 144-116	41-35
Dec. 28	Boston	W 109-99	17-19	Mar. 10	San Francisco	W 106-104	42-35
Dec. 30	@ San Francisco	L 100-105	17-20	Mar. 13	Philadelphia	W 128-117	43-35
Jan. 2	San Francisco	W 125-95	18-20	Mar. 15	New York	W 106-101	44-35
Jan. 3	@ Seattle	W 126-109	19-20	Mar. 18	Boston	L 122-137	44-36
Jan. 4	Phoenix	W 120-112	20-20	Mar. 20	Detroit	W 117-111	45-36
Jan. 6	Chicago at Kansas City	L 100-105	20-21	Mar. 22	Seattle	W 121-118	46-36

# 1970-71 LOS ANGELES LAKERS



## 48-34 - 1ST IN PACIFIC DIVISION

**Head Coach:** Joe Mullaney  
**Standing:** Willie McCarter, Jerry West, Jim McMillian, Elgin Baylor, Pat Riley, Ernie Killum, Gall Goodrich  
**Seated:** John Tresvant, Fred Hetzel, Will Chamberlain, Rick Roberson, Happy Hairston, Keith Erickson

### 1970-71 REGULAR SEASON STATISTICS / GAME-BY-GAME RESULTS

	G	Min.	FGM	FGA	Pct.	FTM	FTA	Pct.	Reb.	Ast.	PF	Dq.	SCORING	
													Pts.	Avg.
West	69	2845	667	1351	.494	525	631	.832	320	655	180	0	1859	26.9
Chamberlain	82	3630	668	1226	.545	360	669	.538	1493	352	174	0	1696	20.7
Hairston	80	2921	574	1233	.466	337	431	.782	797	168	256	2	1485	18.6
Goodrich	79	2808	558	1174	.475	264	343	.770	260	380	258	3	1380	17.5
Erickson	73	2272	369	783	.471	85	112	.759	404	223	241	4	823	11.3
Baylor	2	57	8	19	.421	4	6	.667	11	2	6	0	20	10.0
McMillian	81	1747	289	629	.459	100	130	.769	330	133	122	1	678	8.4
McCarter	76	1369	247	592	.417	46	77	.597	122	126	152	0	540	7.1
Tresvant*	8	66	18	35	.514	7	10	.700	23	10	11	0	43	5.4
Roberson*	65	909	125	301	.415	88	143	.615	304	47	125	1	338	5.2
Riley	54	506	105	254	.413	56	87	.644	54	72	84	0	266	4.9
Hetzel	59	613	111	256	.434	60	77	.779	149	37	99	3	282	4.8
Killum	4	12	0	4	.000	1	1	1.000	2	0	1	0	1	0.3

DATE	OPPONENT	BOX SCORE	W / L	DATE	OPPONENT	BOX SCORE	W / L
Oct. 16	@ Chicago	W 106-102	1-0	Jan. 8	@ Philadelphia	W 123-117	24-18
Oct. 17	@ Baltimore	L 116-118 (OT)	1-1	Jan. 10	@ Detroit	L 109-118	24-19
Oct. 20	@ New York	L 100-115	1-2	Jan. 14	Cincinnati at Toronto	W 126-120	25-19
Oct. 21	@ Philadelphia	W 141-117	2-2	Jan. 16	@ Atlanta	L 123-127	25-20
Oct. 23	Philadelphia	L 122-127	2-3	Jan. 19	Philadelphia	W 134-114	26-20
Oct. 25	Cleveland	W 123-96	3-3	Jan. 22	San Francisco	W 130-110	27-20
Oct. 30	Buffalo	W 104-90	4-3	Jan. 24	Cincinnati	W 142-131	28-20
Nov. 3	@ Portland	W 128-108	5-3	Jan. 26	Chicago	W 136-111	29-20
Nov. 6	New York	W 106-104	6-3	Jan. 28	@ Phoenix	L 112-118	29-21
Nov. 8	Baltimore	W 124-105	7-3	Jan. 29	Seattle	W 122-115	30-21
Nov. 10	@ Chicago	L 96-118	7-4	Jan. 30	@ San Francisco	L 85-87	30-22
Nov. 11	@ Detroit	W 117-115	8-4	Jan. 31	Portland	W 133-120	31-22
Nov. 13	Detroit	W 122-109	9-4	Feb. 2	San Diego	W 133-105	32-22
Nov. 17	Atlanta	W 116-105	10-4	Feb. 5	Milwaukee	W 116-93	33-22
Nov. 19	@ Seattle	L 100-111	10-5	Feb. 6	@ San Diego	W 115-108	34-22
Nov. 20	Milwaukee	L 100-117	10-6	Feb. 7	San Francisco	W 119-104	35-22
Nov. 22	Seattle	W 149-124	11-6	Feb. 9	@ Cleveland	W 116-111	36-22
Nov. 27	Phoenix	L 105-116	11-7	Feb. 11	@ Milwaukee	L 88-122	36-23
Nov. 28	@ San Francisco	L 88-92	11-8	Feb. 12	@ Chicago	L 88-107	36-24
Nov. 29	San Diego	W 130-112	12-8	Feb. 14	Cincinnati	W 125-113	37-24
Dec. 1	@ Baltimore	W 97-93	13-8	Feb. 16	New York	W 130-115	38-24
Dec. 2	@ Boston	L 111-114	13-9	Feb. 18	@ Portland	W 136-114	39-24
Dec. 4	San Francisco	W 123-101	14-9	Feb. 19	Philadelphia	L 104-118	39-25
Dec. 5	@ San Diego	W 116-119	14-10	Feb. 21	Boston	W 124-116	40-25
Dec. 6	Portland	W 131-120	15-10	Feb. 23	@ Baltimore	W 114-107	41-25
Dec. 8	@ Phoenix	W 121-112	16-10	Feb. 24	@ Boston	L 96-116	41-26
Dec. 11	@ Seattle	W 126-118	17-10	Feb. 26	Seattle	W 145-121	42-26
Dec. 13	Detroit	L 100-103	17-11	Feb. 27	@ San Francisco	W 112-107	43-26
Dec. 15	@ Buffalo	L 111-113 (OT)	17-12	Feb. 28	Cleveland	W 107-90	44-26
Dec. 16	@ Cincinnati	W 118-102	18-12	Mar. 2	@ Buffalo	W 131-118	45-26
Dec. 19	@ Atlanta	W 116-104	19-12	Mar. 3	@ Milwaukee	L 97-112	45-27
Dec. 21	@ Milwaukee	L 88-113	19-13	Mar. 5	Atlanta	L 104-105	45-28
Dec. 22	Atlanta	L 115-119	19-14	Mar. 6	@ Seattle	L 109-121	45-29
Dec. 25	Boston	W 123-113	20-14	Mar. 7	Chicago	W 117-108	46-29
Dec. 27	Phoenix	W 128-110	21-14	Mar. 9	Baltimore	L 95-107	46-30
Dec. 29	Chicago	W 126-117	22-14	Mar. 12	Buffalo	L 109-116	46-31
Dec. 30	@ Phoenix	L 114-132	22-15	Mar. 14	Detroit	W 110-100	47-31
Jan. 1	San Diego	L 106-117	22-16	Mar. 16	@ New York	L 82-115	47-32
Jan. 2	@ San Diego	L 108-109 (OT)	22-17	Mar. 17	@ Boston	L 104-112	47-33
Jan. 5	Cincinnati at Omaha	L 112-146	22-18	Mar. 19	Phoenix	L 106-111	47-34
Jan. 7	@ Cleveland	W 110-105	23-18	Mar. 21	New York	W 101-98	48-34

\*Did not finish season on Laker roster



# 1971-72 LOS ANGELES LAKERS

## 69-13 - 1ST IN PACIFIC DIVISION

**Head Coach:** Bill Sharman  
**Asst. Coach:** K.C. Jones  
**Standing:** Gail Goodrich, Jim Cleamons, Pat Riley,  
 Jim McMillian, Jerry West,  
 Flynn Robinson  
**Seated:** Keith Erickson, Happy Hairston,  
 Leroy Ellis, Wilt Chamberlain, John Trapp,  
 Elgin Baylor

*NBA Champions*



## 1971-72 REGULAR SEASON STATISTICS / GAME-BY-GAME RESULTS

	G	Min	FGM	FGA	Pct.	FTM	FTA	Pct.	Reb.	Ast.	PF	Dq.	Pts.	Avg.
Goodrich	82	3040	826	1695	.487	475	559	.850	295	365	210	0	2127	25.9
West	77	2973	735	1540	.477	515	633	.814	327	747	209	0	1985	25.8
McMillian	80	3050	642	1331	.482	219	277	.791	522	209	209	0	1503	18.8
Chamberlain	82	3469	496	764	.649	221	524	.422	1572	329	196	0	1213	14.8
Hairston	80	2748	368	798	.461	311	399	.779	1045	193	251	2	1047	13.1
Baylor	9	239	42	97	.433	22	27	.815	57	18	20	0	106	11.8
Robinson	64	1007	262	535	.490	111	129	.860	115	138	139	2	635	9.9
Riley	67	926	197	441	.447	55	74	.743	127	75	110	0	449	6.7
Trapp	58	759	139	314	.443	51	73	.699	180	42	130	3	329	5.7
Erickson	15	262	40	83	.482	6	7	.857	39	35	26	0	86	5.7
Ellis	74	1081	138	300	.460	66	95	.695	310	46	115	0	342	4.6
Cleamons	38	201	35	100	.350	28	36	.778	39	35	21	0	98	2.6

DATE	OPPONENT	BOX SCORE	W / L	DATE	OPPONENT	BOX SCORE	W / L
Oct. 15	@ Detroit	W 132-103	1-0	Jan. 7	@ Atlanta	W 134-90	39-3
Oct. 16	@ New York	W 119-104	2-0	Jan. 9	@ Milwaukee	L 104-120	39-4
Oct. 19	@ Buffalo	W 123-106	3-0	Jan. 11	@ Detroit	W 123-103	40-4
Oct. 20	@ Atlanta	W 126-104	4-0	Jan. 12	@ Cincinnati	W 107-108	40-5
Oct. 22	Chicago	L 106-113	4-1	Jan. 14	@ Philadelphia	W 135-121	41-5
Oct. 24	@ Houston	W 113-103	5-1	Jan. 21	New York	L 101-104	41-6
Oct. 29	Cincinnati	W 119-107	6-1	Jan. 22	@ Phoenix	L 102-116	41-7
Oct. 30	@ Seattle	L 106-115	6-2	Jan. 25	@ Phoenix	W 129-119	42-7
Oct. 31	Golden State	L 105-109	6-3	Jan. 28	Houston	W 118-105	43-7
Nov. 5	Baltimore	W 110-106	7-3	Jan. 30	Portland	W 153-131	44-7
Nov. 6	@ Golden State	W 105-89	8-3	Feb. 4	Milwaukee	W 118-105	45-7
Nov. 7	New York	W 103-96	9-3	Feb. 5	@ Golden State	W 108-96	46-7
Nov. 9	@ Chicago	W 122-109	10-3	Feb. 6	Baltimore	W 151-127	47-7
Nov. 10	@ Philadelphia	W 143-103	11-3	Feb. 8	@ New York	W 107-102	48-7
Nov. 12	Seattle	W 115-107	12-3	Feb. 9	@ Atlanta	W 117-113	49-7
Nov. 13	@ Portland	W 130-108	13-3	Feb. 11	@ Boston	L 108-121	49-8
Nov. 14	Boston	W 128-115	14-3	Feb. 13	Balt. at College Park	W 121-110	50-8
Nov. 16	Cleveland	W 108-90	15-3	Feb. 15	Cincinnati	W 125-118	51-8
Nov. 19	Houston	W 106-99	16-3	Feb. 16	@ Phoenix	L 109-110	51-9
Nov. 21	Milwaukee	W 112-105	17-3	Feb. 18	Portland	W 125-114	52-9
Nov. 25	@ Seattle	W 139-115	18-3	Feb. 19	@ Portland	W 115-94	53-9
Nov. 26	Detroit	W 132-113	19-3	Feb. 20	Boston	W 132-113	54-9
Nov. 28	Seattle	W 138-121	20-3	Feb. 22	Detroit	L 134-135 (OT)	54-10
Dec. 1	@ Boston	W 124-111	21-3	Feb. 23	Houston at Waco	L 110-115	54-11
Dec. 3	@ Philadelphia	W 131-116	22-3	Feb. 25	Cincinnati	W 109-88	55-11
Dec. 5	Portland	W 123-107	23-3	Feb. 27	Chicago	W 123-118 (OT)	56-11
Dec. 8	@ Houston	W 125-120	24-3	Feb. 29	@ New York	W 114-111	57-11
Dec. 9	@ Golden State	W 124-111	25-3	Mar. 1	Milwaukee at Madison	W 109-108	58-11
Dec. 10	Phoenix	W 126-117	26-3	Mar. 3	Atlanta	W 114-104	59-11
Dec. 12	Atlanta	W 104-95	27-3	Mar. 5	Baltimore	L 94-108	59-12
Dec. 14	@ Portland	W 129-114	28-3	Mar. 7	Philadelphia	W 114-97	60-12
Dec. 17	Golden State	W 129-99	29-3	Mar. 10	Cleveland	W 132-98	61-12
Dec. 18	@ Phoenix	W 132-106	30-3	Mar. 12	Buffalo	W 141-102	62-12
Dec. 19	Philadelphia	W 154-132	31-3	Mar. 14	@ Detroit	W 129-116	63-12
Dec. 21	@ Buffalo	W 117-103	32-3	Mar. 15	@ Cincinnati	W 121-116	64-12
Dec. 22	@ Baltimore	W 127-120	33-3	Mar. 17	Milwaukee	W 123-107	65-12
Dec. 26	Houston	W 137-115	34-3	Mar. 19	Golden State	W 162-99	66-12
Dec. 28	Buffalo	W 105-87	35-3	Mar. 21	@ Chicago	W 109-104	67-12
Dec. 30	@ Seattle	W 122-106	36-3	Mar. 22	@ Cleveland	L 120-124	67-13
Jan. 2	Boston	W 122-113	37-3	Mar. 24	Phoenix	W 112-110	68-13
Jan. 5	@ Cleveland	W 113-103	38-3	Mar. 26	Seattle	W 124-98	69-13

# 1972-73 LOS ANGELES LAKERS



## 60-22 - 1ST IN PACIFIC DIVISION

Head Coach: Bill Sharman  
 Asst. Coach: John Barnhill  
 Standing: Gail Goodrich, Jerry West, Travis Grant,  
 Pat Riley, Jim Price  
 Seated: Keith Erickson, Happy Hairston,  
 Mel Counts, Wilt Chamberlain,  
 Bill Bridges, Jim McMillian  
 Not pictured: Roger Brown, Bill Turner, Leroy Ellis,  
 Flynn Robinson, John Trapp

*Western Conference Champions*

### 1972-73 REGULAR SEASON STATISTICS / GAME-BY-GAME RESULTS

	G	Min.	FGM	FGA	Pct.	FTM	FTA	Pct.	Reb.	Ast.	PF	Dq.	Pts.	Avg.
Goodrich	76	2697	750	1615	.464	314	374	.840	263	332	193	1	1814	23.9
West	59	2460	618	1291	.479	339	421	.805	289	607	138	0	1575	22.8
McMillian	81	2953	655	1431	.458	223	264	.845	447	221	176	0	1533	18.9
Hairston	28	939	158	328	.482	140	178	.787	370	68	77	0	456	16.3
Chamberlain	82	3542	426	586	.727	232	455	.510	1526	365	191	0	1084	13.2
Bridges†	72	2491	286	597	.479	133	190	.700	782	196	261	3	705	9.8
Erickson	76	1920	299	696	.460	89	110	.809	337	242	190	3	687	9.0
Riley	55	801	167	390	.428	65	82	.793	65	81	126	0	399	7.3
Price	59	828	158	359	.440	60	73	.822	115	97	119	1	376	6.4
Robinson*	6	47	14	28	.500	6	8	.750	7	8	11	0	34	5.7
Counts†	59	611	127	278	.457	39	58	.672	237	62	98	1	293	5.0
Grant	33	153	51	116	.440	23	26	.885	52	7	19	0	125	3.8
Ellis	10	156	11	40	.275	4	5	.800	33	3	13	0	26	2.6
Trapp	5	35	3	12	.250	7	10	.700	14	2	10	0	13	2.6
Turner†	19	117	17	52	.327	4	7	.571	25	11	13	0	38	2.0
Brown	1	5	0	0	---	1	3	.333	0	0	1	0	1	1.0

DATE	OPPONENT	BOX SCORE	W / L	DATE	OPPONENT	BOX SCORE	W / L
Oct. 11	@ K.C. Omaha	W 129-94	1-0	Jan. 12	@ Chicago	W 109-97	32-10
Oct. 13	@ Boston	L 104-112	1-1	Jan. 14	@ Atlanta	W 102-100	33-10
Oct. 14	@ New York	L 100-125	1-2	Jan. 16	Baltimore	L 104-112	33-11
Oct. 15	@ Cleveland	W 95-83	2-2	Jan. 19	New York	W 95-88	34-11
Oct. 20	Portland	W 126-104	3-2	Jan. 20	@ Phoenix	W 124-104	35-11
Oct. 22	Chicago	W 104-99	4-2	Jan. 21	K.C. Omaha	W 123-102	36-11
Oct. 24	@ K.C. Omaha	W 114-94	5-2	Jan. 26	Golden State	W 100-84	37-11
Oct. 25	Houston at San Antonio	W 112-107	6-2	Jan. 27	@ Golden State	W 122-107	38-11
Oct. 27	Golden State	L 91-119	6-3	Jan. 28	Seattle	W 130-94	39-11
Oct. 29	Phoenix	W 133-123	7-3	Jan. 30	Chicago	W 95-92	40-11
Nov. 3	Detroit	W 116-107	8-3	Feb. 1	@ Phoenix	W 120-106	41-11
Nov. 4	@ Portland	W 134-120	9-3	Feb. 2	Houston	W 126-109	42-11
Nov. 5	@ Seattle	W 124-115	10-3	Feb. 4	Balt. at College Park	W 125-115	43-11
Nov. 7	Houston	W 122-109	11-3	Feb. 6	@ New York	W 95-90	44-11
Nov. 10	Cleveland	W 118-88	12-3	Feb. 7	@ Boston	L 112-113 (OT)	44-12
Nov. 14	@ Milwaukee	W 95-92	13-3	Feb. 9	@ Milwaukee	L 88-109	44-13
Nov. 15	@ Detroit	W 110-99	14-3	Feb. 11	Philadelphia	W 108-90	45-13
Nov. 17	Buffalo	W 103-100	15-3	Feb. 13	Seattle	W 101-98	46-13
Nov. 19	Philadelphia	W 135-95	16-3	Feb. 16	Baltimore	W 121-103	47-13
Nov. 24	Detroit	W 140-123	17-3	Feb. 17	@ Portland	W 110-103	48-13
Nov. 25	@ Phoenix	W 116-109	18-3	Feb. 18	Atlanta	L 92-99	48-14
Nov. 26	Phoenix	W 112-107	19-3	Feb. 20	@ Detroit	L 89-103	48-15
Dec. 1	Atlanta	L 105-114 (OT)	19-4	Feb. 21	@ Chicago	L 98-106	48-16
Dec. 2	@ Golden State	W 112-103	20-4	Feb. 23	Golden State	L 106-111	48-17
Dec. 5	Milwaukee	W 116-94	21-4	Feb. 25	Milwaukee	W 91-82	49-17
Dec. 8	Seattle	W 119-100	22-4	Feb. 27	K.C. Omaha	L 103-107	49-18
Dec. 10	Portland	W 137-101	23-4	Mar. 2	Chicago	W 108-88	50-18
Dec. 12	@ Chicago	W 106-105 (OT)	24-4	Mar. 4	Cleveland	W 127-84	51-18
Dec. 13	@ Philadelphia	W 128-90	25-4	Mar. 6	@ Portland	W 114-102	52-18
Dec. 15	Boston	L 98-102	25-5	Mar. 9	Boston	L 111-119	52-19
Dec. 19	@ Buffalo	W 126-100	26-5	Mar. 11	Detroit	W 141-117	53-19
Dec. 20	@ Baltimore	W 96-90	27-5	Mar. 13	@ Buffalo	W 121-112	54-19
Dec. 22	Phoenix	L 110-118	27-6	Mar. 14	@ Detroit	L 121-112	55-19
Dec. 26	Portland	W 116-92	28-6	Mar. 16	New York	L 98-109	55-20
Dec. 27	@ Houston	L 104-136	28-7	Mar. 18	Phoenix	W 131-113	56-20
Dec. 29	K.C. Omaha	W 123-92	29-7	Mar. 20	@ Atlanta	L 112-114	56-21
Jan. 1	@ Seattle	W 108-103	30-7	Mar. 21	@ K.C. Omaha	W 124-118	57-21
Jan. 2	@ Golden State	L 106-112	30-8	Mar. 23	Buffalo	W 121-101	58-21
Jan. 6	@ Cleveland	L 93-108	30-9	Mar. 25	@ Seattle	W 109-93	59-21
Jan. 7	@ Milwaukee	L 92-99	30-10	Mar. 27	Milwaukee	L 84-85	59-22
Jan. 10	@ Philadelphia	W 120-96	31-10	Mar. 28	@ Golden State	W 96-89	60-22

\* Did not finish season on Laker roster; † Totals with Lakers only



# 1973-74 LOS ANGELES LAKERS

## 47-35 - 1ST IN PACIFIC DIVISION

**Head Coach:** Bill Sharman  
**Asst. Coach:** John Barnhill  
**Standing:** Gail Goodrich, Jim Price, Kermit Washington, Pat Riley, Nate Hawthorne, Jerry West  
**Seated:** Stan Love, Happy Hairston, Mel Counts, Elmore Smith, Bill Bridges, Connie Hawkins  
**Not pictured:** Travis Grant



## 1973-74 REGULAR SEASON STATISTICS / GAME-BY-GAME RESULTS

	G	Min.	FGM	FGA	Pct.	FTM	FTA	Pct.	REBOUNDS										SCORING	
									Off.	Def.	Tot.	Ast.	PF	Dq.	Sil.	Bk.	Pts.	Avg.	Hi	
Goodrich	82	3061	784	1773	.442	508	588	.864	95	155	250	427	227	3	126	12	2076	25.3	49	
West	81	967	232	519	.447	165	198	.833	30	86	116	206	80	0	81	23	629	20.3	35	
Price	82	2628	538	1197	.449	187	234	.799	120	258	378	369	229	2	157	29	1263	15.4	31	
Hairston	77	2634	385	759	.507	343	445	.771	335	705	1040	208	264	2	64	17	1113	14.5	29	
Hawkins†	71	2538	368	733	.502	173	224	.772	162	360	522	379	203	1	105	78	909	12.8	26	
Smith	81	2922	434	949	.457	147	249	.590	204	702	906	150	309	8	71	393	1015	12.5	37	
Riley	72	1361	287	667	.430	110	144	.764	38	90	128	148	173	1	54	3	684	9.5	22	
Bridges	65	1812	216	513	.421	116	164	.707	193	306	499	148	219	3	58	31	548	8.4	28	
Love	51	698	119	278	.428	49	64	.766	54	116	170	48	132	3	28	20	287	5.6	21	
Washington	45	400	73	151	.483	26	49	.531	62	85	147	19	77	0	21	18	172	3.8	18	
Counts	45	499	61	167	.365	24	33	.727	56	90	146	54	85	2	20	23	146	3.2	16	
Hawthorne	33	229	38	93	.409	30	48	.625	16	16	32	23	33	1	9	6	106	3.2	13	
Grant	3	6	1	4	.250	1	3	.333	0	1	1	0	1	0	0	0	3	1.0	3	

DATE	OPPONENT	BOX SCORE	W / L	DATE	OPPONENT	BOX SCORE	W / L
Oct. 9	@ Chicago	W 117-97	1-0	Jan. 6	K.C. Omaha	W 109-105	24-18
Oct. 11	@ Atlanta	L 102-129	1-1	Jan. 8	@ Capital	L 92-94	24-19
Oct. 13	@ Buffalo	W 125-122	2-1	Jan. 9	@ Detroit	L 94-123	24-20
Oct. 19	Seattle	W 118-91	3-1	Jan. 11	@ Boston	W 111-103	25-20
Oct. 21	Atlanta	L 100-119	3-2	Jan. 12	@ Philadelphia	W 108-101	26-20
Oct. 23	@ Houston	W 107-98	4-2	Jan. 18	@ K.C. Omaha	W 116-115	27-20
Oct. 24	@ K.C. Omaha	W 92-91	5-2	Jan. 20	@ Milwaukee	L 90-94	27-21
Oct. 26	Detroit	W 94-92	6-2	Jan. 22	Cleveland	L 110-111 (OT)	27-22
Oct. 28	Portland	W 111-98	7-2	Jan. 25	Capital	W 143-124	28-22
Oct. 30	@ Portland	L 112-114	7-3	Jan. 27	Milwaukee	W 99-92	29-22
Nov. 2	New York	L 91-106	7-4	Feb. 1	Phoenix	W 121-110	30-22
Nov. 4	Houston	W 106-93	8-4	Feb. 2	@ Phoenix	L 112-119	30-23
Nov. 6	@ Cleveland	L 96-115	8-5	Feb. 3	Portland	W 124-91	31-23
Nov. 7	@ Milwaukee	L 92-109	8-6	Feb. 5	@ Houston	L 112-116 (OT)	31-24
Nov. 9	@ Seattle	W 118-111	9-6	Feb. 6	@ Atlanta	L 103-107	31-25
Nov. 16	Chicago	W 118-102	10-6	Feb. 10	@ Chicago	L 86-96	31-26
Nov. 17	@ Phoenix	W 130-110	11-6	Feb. 12	Houston	L 119-129	31-27
Nov. 18	Cleveland	W 102-100	12-6	Feb. 15	Seattle	W 112-96	32-27
Nov. 20	@ New York	L 89-105	12-7	Feb. 19	Allanta	L 110-113	32-28
Nov. 21	@ Capital	W 106-97	13-7	Feb. 19	@ K.C. Omaha	L 86-92	32-29
Nov. 24	@ Portland	W 113-108	14-7	Feb. 20	@ Detroit	L 110-112	32-30
Nov. 25	Portland	W 137-109	15-7	Feb. 22	Philadelphia	W 104-103	33-30
Nov. 30	K.C. Omaha	L 123-107	16-7	Feb. 23	@ Seattle	W 118-116	34-30
Dec. 1	@ Portland	L 115-134	16-8	Feb. 24	Chicago	W 100-90	35-30
Dec. 2	Detroit	L 108-114	16-9	Feb. 26	@ Buffalo	W 119-112	36-30
Dec. 4	Phoenix	W 120-103	17-9	Feb. 27	@ Milwaukee	W 110-108	37-30
Dec. 7	Seattle	L 111-115	17-10	Mar. 1	K.C. Omaha	W 107-100	38-30
Dec. 8	@ Golden State	L 111-135	17-11	Mar. 3	Golden State	W 108-104	39-30
Dec. 9	Capital	L 96-110	17-12	Mar. 5	@ Portland	L 102-107	39-31
Dec. 11	@ Cleveland	L 100-101 (OT)	17-13	Mar. 6	Boston	W 116-111	40-31
Dec. 12	@ Detroit	L 96-114	17-14	Mar. 8	Detroit	W 129-113	41-31
Dec. 14	@ Chicago	W 100-97	18-14	Mar. 10	@ Boston	L 82-94	41-32
Dec. 16	Boston	L 110-115	18-15	Mar. 12	@ New York	W 109-102	42-32
Dec. 18	Milwaukee	W 109-107	19-15	Mar. 13	@ Philadelphia	W 121-100	43-32
Dec. 21	Philadelphia	W 116-107	20-15	Mar. 15	Golden State	L 107-112	43-33
Dec. 25	@ Phoenix	L 100-135	20-16	Mar. 16	@ Golden State	L 105-135	43-34
Dec. 26	@ Seattle	L 105-129	20-17	Mar. 17	New York	W 126-114	44-34
Dec. 28	Phoenix	L 119-107	21-17	Mar. 20	Milwaukee	W 120-114	45-34
Dec. 29	@ Golden State	L 100-102	21-18	Mar. 22	Chicago	W 99-93	46-34
Dec. 30	Buffalo	W 108-105	22-18	Mar. 24	Buffalo	W 150-124	47-34
Jan. 4	Golden State	W 114-111	23-18	Mar. 26	Seattle	L 115-121	47-35

# 1974-75 LOS ANGELES LAKERS



## 30-52 - 5TH IN PACIFIC DIVISION

**Head Coach:** Bill Sharman  
**Asst. Coach:** John Barnhill  
**Standing:** Pat Riley, Brian Winters, Stu Lantz, Lucius Allen, Gail Goodrich, Cazzie Russell, Happy Hairston, Kermit Washington, Elmore Smith, Zelmo Bealy, Corky Calhoun  
**Not pictured:** Bill Bridges, Connie Hawkins, Stan Love, Jim Price

### 1974-75 REGULAR SEASON STATISTICS / GAME-BY-GAME RESULTS

	G	Min.	FGM	FGA	Pct.	FTM	FTA	Pct.	REBOUNDS				Dq.	Stl.	Blk.	SCORING			
									Off.	Def.	Tot.	Ast.				Pf.	Pts.	Avg.	Hi
Goodrich	72	2668	656	1429	.459	318	378	.841	96	123	219	420	214	1	102	6	1630	22.6	53
Price*	9	339	75	167	.449	41	45	.911	17	26	43	63	36	1	21	3	191	21.2	27
Allent†	56	2011	443	1006	.440	207	269	.770	81	166	247	319	194	4	122	28	1093	19.5	39
Russell	40	1055	264	580	.455	101	113	.894	34	81	115	109	56	0	27	2	629	15.7	30
Winters	68	1516	359	810	.443	76	92	.826	39	99	138	195	168	1	74	18	794	11.7	30
Riley	46	1016	219	523	.419	69	93	.742	25	60	85	121	128	0	36	4	507	11.0	38
Smith	74	2341	346	702	.493	112	231	.485	210	600	810	145	255	6	84	216	804	10.9	30
Hairston	74	2283	271	536	.506	217	271	.801	304	642	946	173	218	2	52	11	759	10.3	21
Lantz†	56	1430	189	446	.424	145	176	.824	81	89	170	158	134	1	44	10	523	9.3	26
Hawkins	43	1026	139	324	.429	68	99	.687	54	144	198	120	116	1	51	23	346	8.0	24
Love	30	431	85	194	.438	47	66	.712	31	66	97	26	69	1	16	13	217	7.2	18
Bealy	69	1213	136	310	.439	108	135	.800	93	234	327	74	130	1	45	29	380	5.5	19
Calhoun†	57	1270	120	286	.420	44	62	.710	95	141	236	75	160	1	49	23	284	5.0	13
Washington	55	949	87	207	.420	72	122	.590	106	244	350	66	155	2	25	32	246	4.5	12
Bridges†	17	307	20	57	.351	16	30	.533	46	48	94	27	46	1	7	5	56	3.3	15

DATE	OPPONENT	BOX SCORE	W / L
Oct. 18	Golden State	W 105-90	1-0
Oct. 20	K.C. Omaha	L 95-105	1-1
Oct. 25	Detroit	L 107-110	1-2
Oct. 27	Phoenix	W 123-116	2-2
Oct. 29	@ Portland	W 105-102	3-2
Oct. 30	@ Seattle	L 97-117	3-3
Nov. 1	Milwaukee	W 109-86	4-3
Nov. 3	Buffalo	L 101-124	4-4
Nov. 8	New York	L 105-117	4-5
Nov. 10	Golden State	L 103-106	4-6
Nov. 13	@ Seattle	L 103-108	4-7
Nov. 15	Philadelphia	W 105-99	5-7
Nov. 16	@ Portland	L 99-112	5-8
Nov. 17	Chicago	L 76-96	5-9
Nov. 22	Houston	W 89-83	6-9
Nov. 24	Washington	L 108-111	6-10
Nov. 26	@ Milwaukee	W 105-102	7-10
Nov. 27	@ K.C. Omaha	L 89-107	7-11
Nov. 29	New Orleans	W 127-122	8-11
Nov. 30	@ Golden State	L 118-128	8-12
Dec. 1	Phoenix	W 111-105 (OT)	9-12
Dec. 3	@ New York	L 95-100	9-13
Dec. 4	@ Boston	L 90-101	9-14
Dec. 6	Atlanta	W 100-84	10-14
Dec. 7	@ Phoenix	L 88-92	10-15
Dec. 8	Phoenix	W 107-102	11-15
Dec. 13	Seattle	W 109-93	12-15
Dec. 15	@ Portland	L 97-100	12-16
Dec. 17	Cleveland	L 106-119	12-17
Dec. 20	Detroit	L 102-103	12-18
Dec. 21	@ Phoenix	L 104-114	12-19
Dec. 22	Portland	W 115-102	13-19
Dec. 26	@ Cleveland	W 99-89	14-19
Dec. 27	@ Chicago	W 105-93	15-19
Dec. 28	@ Atlanta	L 89-106	15-20
Dec. 30	@ Houston	L 107-120	15-21
Jan. 3	Boston	L 106-127	15-22
Jan. 5	Washington	W 112-109 (OT)	16-22
Jan. 7	@ Buffalo	L 107-115	16-23
Jan. 8	@ Philadelphia	W 106-98	17-23
Jan. 10	@ Boston	L 97-103	17-24

DATE	OPPONENT	BOX SCORE	W / L
Jan. 11	@ Washington	L 90-102	17-25
Jan. 21	@ Golden State	L 108-138	17-26
Jan. 24	New Orleans	W 110-108	18-26
Jan. 26	Philadelphia	L 97-103	18-27
Jan. 28	@ Houston	L 89-104	18-28
Jan. 29	@ New Orleans	W 112-108	19-28
Jan. 31	@ Phoenix	L 101-105	19-29
Feb. 2	Seattle	L 112-119	19-30
Feb. 4	@ New York	L 94-109	19-31
Feb. 5	@ Philadelphia	W 113-110 (2OT)	20-31
Feb. 7	@ Buffalo	L 98-108	20-32
Feb. 9	@ Detroit	L 96-97	20-33
Feb. 11	Buffalo	L 108-112	20-34
Feb. 14	Atlanta	W 108-100	21-34
Feb. 16	@ Seattle	L 87-109	21-35
Feb. 18	@ Chicago	L 105-128	21-36
Feb. 19	@ K.C. Omaha	L 92-115	21-37
Feb. 21	Golden State	L 93-105	21-38
Feb. 23	Boston	L 115-119	21-39
Feb. 26	Portland	L 116-117 (2OT)	21-40
Feb. 28	Cleveland	W 109-105	22-40
Mar. 2	@ Washington	L 104-117	22-41
Mar. 4	@ Atlanta	L 97-109	22-42
Mar. 5	@ New Orleans	L 117-123	22-43
Mar. 7	Chicago	L 87-89	22-44
Mar. 9	Houston	W 116-95	23-44
Mar. 11	@ Detroit	W 95-94	24-44
Mar. 13	@ Cleveland	L 85-104	24-45
Mar. 14	@ Milwaukee	W 105-104	25-45
Mar. 16	Golden State	W 111-95	26-45
Mar. 18	New York	L 100-109	26-46
Mar. 21	Seattle	W 112-109 (OT)	27-46
Mar. 23	Milwaukee	W 116-97	28-46
Mar. 25	@ Golden State	L 122-139	28-47
Mar. 26	@ Seattle	L 89-110	28-48
Mar. 28	K.C. Omaha	W 114-103	29-48
Mar. 30	Phoenix	W 104-90	30-48
Apr. 1	Portland	L 106-124	30-49
Apr. 2	@ Phoenix	L 106-108	30-50
Apr. 4	Seattle	L 102-111	30-51
Apr. 6	@ Portland	L 97-126	30-52



## 40-42 - 4TH IN PACIFIC DIVISION

**Head Coach:** Bill Sharman  
**Asst. Coach:** Larry Creger  
**Standing:** Gail Goodrich, Stu Lantz, Cazzie Russell, C.J. Kupec, Corky Calhoun, Don Freeman, Ron Williams  
**Seated:** Cliff Meely, Carnell Warner, Jim McDaniels, Kareem Abdul-Jabbar, Don Ford, Kermit Washington  
**Not pictured:** Lucius Allen, Pat Riley, John Roche, Walt Wesley



## 1975-76 REGULAR SEASON STATISTICS / GAME-BY-GAME RESULTS

	G	Min.	FGM	FGA	Pct.	FTM	FTA	Pct.	REBOUNDS					SCORING					
									Off.	Def.	Tot.	Ast.	PF	Dq.	Stl.	Blk.	Pts.	Avg.	HI
Abdul-Jabbar	82	3379	914	1728	529	447	636	.703	272	1111	1383	413	292	6	119	338	2275	27.7	48
Goodrich	75	2646	583	1321	441	293	346	.847	94	120	214	421	238	3	123	17	1459	19.5	37
Allen	76	2388	461	1004	459	197	254	.776	64	150	214	357	241	2	101	20	1119	14.7	28
Russell	74	1625	371	802	463	132	148	.892	50	133	183	122	122	0	53	3	874	11.8	33
Freeman	64	1480	263	606	434	163	199	.819	72	108	180	171	160	1	57	11	689	10.8	25
Ford	76	1838	311	710	438	104	139	.748	118	215	333	111	186	3	50	14	726	9.6	25
Warner	81	2512	251	524	479	89	128	.695	223	499	722	106	283	3	55	46	591	7.3	24
Riley*	2	23	5	13	.385	1	3	.333	1	2	3	0	5	0	1	1	11	5.5	9
Calhoun	76	1816	172	368	467	65	83	.783	117	224	341	85	216	4	62	35	409	5.4	18
Williams	9	158	17	43	.395	10	13	.769	2	17	19	21	15	0	3	0	44	4.9	12
Lantz	53	853	85	204	417	80	89	.899	28	71	99	76	105	1	27	3	250	4.7	19
Wesley	1	7	1	2	.500	2	4	.500	0	1	1	1	2	0	0	0	4	4.0	4
Washington	36	492	39	90	433	45	66	.682	51	114	165	20	76	0	11	26	123	3.4	14
Meely†	20	139	20	51	392	24	32	.750	10	35	45	9	30	0	5	4	64	3.2	11
McDaniels	35	242	41	102	402	9	9	1.00	26	48	74	15	40	1	4	10	91	2.6	12
Kupec	16	55	10	40	250	7	11	.636	4	19	23	5	7	0	3	0	27	1.7	6
Roche	15	52	3	14	214	2	4	.500	0	3	3	6	7	0	0	0	8	0.5	4

DATE	OPPONENT	BOX SCORE	W / L	DATE	OPPONENT	BOX SCORE	W / L
Oct. 23	@ New York	W 104-101	1-0	Jan. 9	@ Philadelphia	L 106-109	22-20
Oct. 27	@ Philadelphia	W 104-117	1-1	Jan. 11	@ Milwaukee	L 89-95	22-21
Oct. 28	@ Milwaukee	W 99-92	2-1	Jan. 13	@ Chicago	W 104-102	23-21
Oct. 29	@ Detroit	W 99-112	2-2	Jan. 22	@ Golden State	W 105-129	23-22
Oct. 31	Seattle	W 120-104	3-2	Jan. 23	@ Portland	L 96-119	23-23
Nov. 2	Atlanta	W 116-113 (OT)	4-2	Jan. 25	Washington	L 101-105	23-24
Nov. 4	@ Kansas City	L 98-116	4-3	Jan. 28	Phoenix	W 121-118	24-24
Nov. 5	@ New Orleans	L 110-113	4-4	Jan. 30	Portland	L 113-121	24-25
Nov. 7	New York	W 105-97	5-4	Feb. 1	Philadelphia	W 103-82	25-25
Nov. 8	@ Golden State	L 106-114	5-5	Feb. 5	@ Kansas City	L 109-117	25-26
Nov. 9	Kansas City	W 125-112	6-5	Feb. 6	@ Chicago	L 106-112	25-27
Nov. 12	New Orleans	W 116-100	7-5	Feb. 8	@ Atlanta	W 97-89	26-27
Nov. 14	Phoenix	W 114-107	8-5	Feb. 10	Detroit	W 106-88	27-27
Nov. 16	Chicago	W 110-93	9-5	Feb. 13	New Orleans	W 126-112	28-27
Nov. 18	@ Buffalo	L 106-120	9-6	Feb. 15	@ Washington	L 88-101	28-28
Nov. 19	@ Houston	W 118-110	10-6	Feb. 17	@ New Orleans	W 115-101	29-28
Nov. 21	Milwaukee	W 116-104	11-6	Feb. 18	@ Houston	L 98-114	29-29
Nov. 23	Houston	W 110-99	12-6	Feb. 20	Boston	L 113-125	29-30
Nov. 26	@ Portland	L 101-118	12-7	Feb. 22	@ Seattle	L 91-97	29-31
Nov. 28	Buffalo	W 126-105	13-7	Feb. 27	Kansas City	W 97-90	30-31
Nov. 30	Portland	W 116-109	14-7	Feb. 29	Cleveland	W 108-97	31-31
Dec. 2	@ Washington	L 104-107	14-8	Mar. 5	Golden State	W 106-99	32-31
Dec. 3	@ Detroit	W 118-110	15-8	Mar. 7	Chicago	L 88-91	32-32
Dec. 7	Washington	W 114-106	16-8	Mar. 9	@ New York	L 96-101	32-33
Dec. 12	Philadelphia	W 114-102	17-8	Mar. 10	@ Boston	L 89-92	32-34
Dec. 13	@ Phoenix	L 108-116	17-9	Mar. 12	New York	W 113-95	33-34
Dec. 14	Detroit	W 110-100	18-9	Mar. 14	Buffalo	W 137-109	34-34
Dec. 16	Cleveland	L 103-123	18-10	Mar. 16	@ Cleveland	W 109-105	35-34
Dec. 18	@ Atlanta	L 98-114	18-11	Mar. 17	@ Milwaukee	L 96-109	35-35
Dec. 19	@ Chicago	L 91-104	18-12	Mar. 19	Detroit	W 122-107	36-35
Dec. 21	@ Cleveland	L 98-99	18-13	Mar. 20	@ Phoenix	L 93-106	36-36
Dec. 23	Kansas City	W 111-97	19-13	Mar. 21	Milwaukee	L 111-130	36-37
Dec. 26	Portland	W 104-95	20-13	Mar. 23	Houston	W 125-105	37-37
Dec. 27	@ Seattle	W 109-100	21-13	Mar. 26	Atlanta	W 107-85	38-37
Dec. 28	Boston	L 113-123	21-14	Mar. 27	@ Golden State	L 97-113	38-38
Dec. 30	Seattle	L 100-112	21-15	Mar. 28	Phoenix	L 97-100	38-39
Jan. 2	Golden State	L 105-113	21-16	Mar. 31	@ Seattle	L 109-120	38-40
Jan. 3	@ Golden State	L 99-130	21-17	Apr. 2	Seattle	W 113-105	39-40
Jan. 4	Portland	W 110-101	22-17	Apr. 4	Golden State	W 118-111	40-40
Jan. 6	@ Buffalo	L 113-114	22-18	Apr. 6	@ Portland	L 104-106	40-41
Jan. 7	@ Boston	L 103-109	22-19	Apr. 8	@ Phoenix	L 98-113	40-42

# 1976-77 LOS ANGELES LAKERS



## 53-29 - 1ST IN PACIFIC DIVISION

**Head Coach:** Jerry West  
**Asst. Coaches:** Jack McCloskey, Stan Albeck  
**Standing:** Lucius Allen, Earl Tatum, Don Chaney, Marv Roberts, Tom Abernathy, Mack Calvin, Cazzie Russell, Stu Lantz, Bo Lamar  
**Seated:** Don Ford, Kermit Washington, Kareem Abdul-Jabbar, C.J. Kupec  
**Not pictured:** Allen Murphy, Johnny Neuman, Carnell Warner

### 1976-77 REGULAR SEASON STATISTICS / GAME-BY-GAME RESULTS

	G	Min.	FGM	FGA	Pct.	FTM	FTA	Pct.	REBOUNDS					SCORING					
									Off.	Def.	Tot.	Ast.	PF	Dq	Sil.	Blk.	Pts.	Avg.	HI
Abdul-Jabbar	82	3016	888	1533	.579	376	536	.701	266	824	1090	319	262	4	101	261	2152	26.2	40
Russell	82	2583	578	1179	.490	189	219	.858	86	208	294	210	163	1	86	7	1344	16.4	35
Allen	78	2482	472	1035	.456	195	252	.774	58	193	251	405	183	0	116	19	1139	14.6	30
Washington	53	1342	191	380	.503	132	187	.706	182	310	492	48	183	1	43	52	514	9.7	20
Tatum	68	1249	283	607	.466	72	100	.720	83	153	236	118	168	1	85	22	638	9.4	23
Calvin*	12	207	27	82	.329	41	48	.854	6	10	16	21	16	0	11	95	7.9	20	
Ford	82	1782	262	570	.460	73	102	.716	105	248	353	133	170	0	60	21	597	7.3	19
Lamar	71	1165	228	561	.406	46	68	.676	30	62	92	177	73	0	59	3	502	7.1	22
Abernathy	70	1378	169	349	.484	101	134	.754	113	178	291	98	118	1	49	10	439	6.3	19
Chaney	81	2408	213	522	.408	70	94	.745	120	210	330	308	224	4	140	33	496	6.1	16
Neumann†	59	888	146	363	.402	54	81	.667	19	44	63	137	127	2	28	8	346	5.9	24
Kupec	82	908	153	342	.447	78	101	.772	76	123	199	53	113	0	18	4	384	4.7	14
Warner	14	170	25	53	.472	4	6	.667	21	48	69	11	28	0	1	2	54	3.9	10
Murphy	2	18	1	5	.200	3	7	.429	3	1	4	0	5	0	0	0	5	2.5	3
Roberts	28	209	27	76	.355	4	6	.667	9	16	25	19	34	0	4	2	58	2.1	12

DATE	OPPONENT	BOX SCORE	W / L	DATE	OPPONENT	BOX SCORE	W / L
Oct. 21	@ NY Knicks	L 97-102	0-1	Jan. 18	@ Kansas City	W 113-111	27-15
Oct. 22	@ Washington	W 103-84	1-1	Jan. 21	NY Knicks	W 108-94	28-15
Oct. 24	@ Cleveland	L 95-100	1-2	Jan. 23	Indiana	W 121-104	29-15
Oct. 26	@ Kansas City	L 115-117 (OT)	1-3	Jan. 25	Seattle	W 120-109	30-20
Oct. 29	Atlanta	W 118-101	2-3	Jan. 26	@ Seattle	L 103-118	30-16
Oct. 31	Detroit	W 121-101	3-3	Jan. 28	Philadelphia	W 117-104	31-16
Nov. 5	NY Knicks	L 121-126	3-4	Jan. 30	New Orleans	W 101-99	32-16
Nov. 7	Kansas City	W 107-96	4-4	Feb. 1	Milwaukee	W 136-115	33-16
Nov. 9	@ Buffalo	L 116-121 (OT)	4-5	Feb. 4	@ Boston	L 98-99	33-17
Nov. 10	@ Boston	L 112-117	4-6	Feb. 6	@ Philadelphia	L 97-102	33-18
Nov. 12	Indiana	W 117-106	5-6	Feb. 8	@ NY Knicks	L 107-125	33-19
Nov. 14	Cleveland	L 95-97	5-7	Feb. 9	@ Buffalo	W 105-90	34-19
Nov. 19	Golden State	W 121-99	6-7	Feb. 11	Denver	W 117-109	35-19
Nov. 21	NY Nets	W 96-91	7-7	Feb. 18	Atlanta	L 101-111	35-20
Nov. 23	@ Milwaukee	W 117-114	8-7	Feb. 20	@ Washington	W 108-101	36-20
Nov. 24	@ Denver	L 112-122	8-8	Feb. 22	@ San Antonio	L 103-135	36-21
Nov. 26	Portland	W 99-96	9-8	Feb. 23	@ Detroit	L 101-102	36-22
Nov. 28	Chicago	W 103-84	10-8	Feb. 25	Philadelphia	W 104-102	37-22
Nov. 30	Washington	W 109-102	11-8	Feb. 27	Houston	W 106-101	38-22
Dec. 3	San Antonio	W 114-105	12-8	Mar. 1	@ Atlanta	W 92-90	39-22
Dec. 4	@ Golden State	L 114-116	12-9	Mar. 2	@ Houston	L 113-120	39-23
Dec. 7	@ Chicago	L 81-99	12-10	Mar. 4	Chicago	W 99-114	39-24
Dec. 8	@ Indiana	L 98-111	12-11	Mar. 6	Cleveland	W 104-99	40-24
Dec. 10	Houston	W 109-99	13-11	Mar. 11	Washington	W 94-91	41-24
Dec. 12	Denver	W 112-83	14-11	Mar. 13	@ NY Nets	W 84-81	42-24
Dec. 14	@ Atlanta	L 104-106	14-12	Mar. 14	@ Milwaukee	L 106-110	42-25
Dec. 15	@ New Orleans	W 115-105	15-12	Mar. 15	@ Denver	L 95-107	42-26
Dec. 17	Phoenix	W 118-105	16-12	Mar. 18	Golden State	W 98-85	43-26
Dec. 18	@ Portland	W 115-111 (OT)	17-12	Mar. 20	New Orleans	W 100-95	44-26
Dec. 19	Kansas City	W 103-92	18-12	Mar. 22	@ Chicago	L 86-102	44-27
Dec. 21	Buffalo	W 97-89	19-12	Mar. 23	@ Indiana	W 105-97	45-27
Dec. 25	@ Phoenix	L 96-113	19-13	Mar. 25	Phoenix	W 118-93	46-27
Dec. 26	Milwaukee	W 107-99	20-13	Mar. 26	@ Phoenix	W 109-102	47-27
Dec. 28	Boston	W 134-105	21-13	Mar. 27	Buffalo	W 92-89	48-27
Jan. 2	Portland	W 104-99	22-13	Mar. 29	Seattle	W 100-97	49-27
Jan. 5	@ Philadelphia	L 94-117	22-14	Apr. 1	San Antonio	W 107-102	50-27
Jan. 7	@ NY Nets	W 85-82	23-14	Apr. 3	Detroit	W 115-107 (OT)	51-27
Jan. 9	@ Detroit	W 124-118	24-14	Apr. 5	@ Golden State	L 103-132	51-28
Jan. 11	@ Cleveland	W 101-99	25-14	Apr. 8	NY Nets	W 124-100	52-28
Jan. 14	@ San Antonio	W 109-106	26-14	Apr. 9	@ Portland	L 116-145	52-29
Jan. 15	@ Houston	L 116-122	26-15	Apr. 10	@ Seattle	W 113-104	53-29

\* Did not finish season on Laker roster; † Totals with Lakers only





# 1977-78 LOS ANGELES LAKERS

## 45-37 - 4TH IN PACIFIC DIVISION

**Head Coach:** Jerry West  
**Asst. Coaches:** Jack McCloskey, Stan Albeck  
**Standing:** Norm Nixon, Adrian Dantley, Jamaal Wilkes, Tom Abernathy, Charlie Scott, Lou Hudson, Brad Davis  
**Seated:** Don Ford, Kareem Abdul-Jabbar, Dave Robisch, Kenny Carr  
**Not pictured:** Don Chaney, Ernie DiGregorio, James Edwards, Earl Tatum, Kermit Washington



## 1977-78 REGULAR SEASON STATISTICS / GAME-BY-GAME RESULTS

	G	Min.	FGM	FGA	Pct.	FTM	FTA	Pct.	REBOUNDS					SCORING						
									Off.	Def.	Tot.	Ast.	PF	Dq.	Su.	TO	Bk.	Pts.	Avg.	
Abdul-Jabbar	62	2265	663	1205	.550	274	350	.783	186	615	801	269	182	1	103	208	185	1600	25.8	43
Dantley†	59	1985	377	725	.520	334	417	.801	171	233	404	188	157	1	70	161	7	1088	19.4	37
Edwards*	25	723	145	316	.459	80	125	.640	44	136	180	29	89	3	16	57	28	370	14.8	32
Tatum*	25	663	153	314	.487	45	59	.763	23	67	90	70	85	1	37	53	10	351	14.0	25
Hudson	82	2283	493	992	.497	137	177	.774	80	108	188	193	196	0	94	150	14	1123	13.7	30
Nixon	81	2779	496	998	.497	115	161	.714	41	198	239	553	259	3	138	251	7	1107	13.7	28
Wilkes	51	1490	277	630	.440	106	148	.716	113	267	380	182	162	1	77	107	22	660	12.9	29
Scott†	48	1393	225	509	.442	110	142	.775	38	110	148	235	155	4	59	133	11	560	11.7	24
Washington	25	751	110	244	.451	68	110	.618	110	169	279	30	74	1	19	53	24	288	11.5	22
Ford	79	1945	272	576	.472	68	90	.756	106	247	353	142	210	1	68	88	46	612	7.7	22
Abernethy	73	1317	201	404	.498	91	111	.820	105	160	265	101	122	1	55	50	22	493	6.8	24
Carr	52	733	134	302	.444	55	85	.647	53	155	208	26	127	0	18	89	14	323	6.2	15
Robisch†	55	679	104	249	.418	50	65	.769	53	126	179	40	71	0	19	37	14	258	4.7	16
DiGregorio	25	332	41	100	.410	16	20	.800	5	18	23	71	22	0	6	46	0	98	3.9	11
Chaney	9	133	13	36	.361	5	6	.833	4	11	17	14	0	8	11	3	31	3.4	11	
Davis	33	334	30	72	.417	22	29	.759	4	31	35	83	39	1	15	35	2	82	2.5	10

DATE	OPPONENT	BOX SCORE	W / L	DATE	OPPONENT	BOX SCORE	W / L
Oct. 18	@ Milwaukee	L 112-117	0-1	Jan. 17	New York	W 121-108	18-24
Oct. 19	@ Indiana	W 133-120	1-1	Jan. 20	Washington	W 121-99	19-24
Oct. 21	@ Denver	L 101-106	1-2	Jan. 22	Houston	W 106-101	20-24
Oct. 23	Phoenix	L 101-104	1-3	Jan. 24	Philadelphia	W 117-102	21-24
Oct. 25	San Antonio	W 109-107	2-3	Jan. 27	Milwaukee	W 131-114	22-24
Oct. 28	@ Atlanta	L 95-102	2-4	Jan. 29	@ Washington	L 112-119	22-25
Oct. 29	@ San Antonio	L 118-129	2-5	Jan. 31	@ Cleveland	W 116-107	23-25
Nov. 2	@ New Jersey	W 107-102	3-5	Feb. 1	@ Boston	L 100-103 (OT)	23-26
Nov. 4	Indiana	W 111-99	4-5	Feb. 3	@ New Jersey	W 105-99 (OT)	24-26
Nov. 6	New York	L 102-106	4-6	Feb. 7	@ Buffalo	W 132-105	25-26
Nov. 11	New Orleans	W 123-107	5-6	Feb. 8	@ Detroit	W 105-95	26-26
Nov. 13	Golden State	W 97-95	6-6	Feb. 10	Golden State	W 135-107	27-26
Nov. 15	Cleveland	L 95-102 (OT)	6-7	Feb. 12	Atlanta	L 103-116	27-27
Nov. 18	Detroit	W 116-83	7-7	Feb. 14	San Antonio	W 128-114	28-27
Nov. 20	Chicago	L 80-102	7-8	Feb. 17	Boston	W 114-106	29-27
Nov. 22	@ Phoenix	L 107-118	7-9	Feb. 19	@ Golden State	W 115-93	30-27
Nov. 23	@ Seattle	L 89-113	7-10	Feb. 21	@ Chicago	W 106-104	31-27
Nov. 25	New Jersey	W 129-117	8-10	Feb. 22	@ Kansas City	L 122-127 (OT)	31-28
Nov. 27	Portland	L 93-100	8-11	Feb. 24	Denver	W 109-99	32-28
Nov. 29	@ Cleveland	L 101-118	8-12	Feb. 26	Detroit	L 124-127	32-29
Nov. 30	@ Detroit	L 98-104	8-13	Mar. 3	Philadelphia	W 96-95	33-29
Dec. 4	Denver	L 109-111	8-14	Mar. 5	Cleveland	W 128-117	34-29
Dec. 6	Milwaukee	W 109-108	9-14	Mar. 10	Chicago	W 115-109	35-29
Dec. 9	Houston	L 105-116	9-15	Mar. 11	@ Phoenix	L 114-120	35-30
Dec. 11	Buffalo	W 124-119 (OT)	10-15	Mar. 12	Phoenix	W 128-112	36-30
Dec. 13	@ New Orleans	L 94-117	10-16	Mar. 14	@ New York	W 135-117	37-30
Dec. 14	@ Houston	W 113-91	11-16	Mar. 15	@ Philadelphia	L 93-113	37-31
Dec. 16	Seattle	L 90-98	11-17	Mar. 17	Seattle	L 98-105	37-32
Dec. 18	Boston	W 104-97	12-17	Mar. 19	Atlanta	W 101-87	38-32
Dec. 20	Washington	W 120-115	13-17	Mar. 21	@ San Antonio	L 105-109	38-33
Dec. 23	@ Portland	L 98-108	13-18	Mar. 22	@ Houston	W 124-106	39-33
Dec. 25	@ Seattle	W 111-96	14-18	Mar. 24	Buffalo	W 120-115	40-33
Dec. 27	@ Golden State	W 123-82	15-18	Mar. 26	Indiana	W 110-99	41-33
Dec. 30	Kansas City	W 119-109	16-18	Mar. 28	@ Atlanta	L 104-105	41-34
Jan. 3	@ New York	W 120-117	17-18	Mar. 29	@ New Orleans	W 108-103	42-34
Jan. 4	@ Buffalo	L 93-94	17-19	Mar. 31	Portland	L 101-103	42-35
Jan. 6	@ Philadelphia	L 110-123	17-20	Apr. 2	Kansas City	W 133-127	43-35
Jan. 8	@ Indiana	L 103-104	17-21	Apr. 4	@ Milwaukee	W 103-102	44-35
Jan. 10	@ Chicago	L 106-110	17-22	Apr. 5	@ Washington	L 119-125	44-36
Jan. 11	@ Kansas City	L 94-102	17-23	Apr. 7	New Jersey	W 114-106	45-36
Jan. 14	@ Denver	L 112-123	17-24	Apr. 9	@ Portland	L 99-114	45-37

# 1978-79 LOS ANGELES LAKERS



## 47-35 - 3RD IN PACIFIC DIVISION

**Head Coach:** Jerry West  
**Asst. Coaches:** Stan Albeck, Jack McCloskey  
**Standing:** Norm Nixon, Lou Hudson, Jamaal Wilkes,  
 Adrian Dantley, Ron Carter,  
 Jim Price, Ron Boone  
**Sealed:** Dave Robisch, Kenny Carr,  
 Kareem Abdul-Jabbar, Don Ford  
**Not pictured:** Michael Cooper, Brad Davis

### 1978-79 REGULAR SEASON STATISTICS / GAME-BY-GAME RESULTS

	G	Min.	FGM	FGA	Pct.	FTM	FTA	Pct.	REBOUNDS										SCORING		HI
									Off.	Def.	Tot.	Ast.	PF	Dq.	Sl.	TO	Blk.	Pts.	Avg.		
Abdul-Jabbar	80	3157	777	1347	.577	349	474	.736	207	818	1025	431	230	3	76	282	316	1903	23.8	40	
Wilkes	82	2915	626	1242	.504	272	362	.751	164	445	609	227	275	2	134	224	27	1524	18.6	31	
Dantley	60	1775	374	733	.510	292	342	.854	131	211	342	138	162	0	63	155	12	1040	17.3	40	
Nixon	82	3145	623	1149	.542	158	204	.775	48	183	231	737	250	6	201	231	17	1404	17.1	29	
Hudson	78	1686	329	636	.517	110	124	.887	64	76	140	141	133	1	58	99	17	768	9.8	23	
Boone	82	1583	259	569	.455	90	104	.865	53	92	145	154	171	1	66	147	11	608	7.4	18	
Carr	72	1149	225	450	.500	83	137	.606	70	222	292	60	152	0	38	116	31	533	7.4	17	
Ford	79	1540	228	450	.507	72	89	.809	83	185	268	101	177	2	51	93	25	528	6.7	22	
Price	75	1207	171	344	.497	55	79	.696	26	97	123	118	128	0	66	100	12	397	5.3	19	
Robisch	80	1219	150	336	.446	86	115	.748	82	203	285	97	108	0	20	53	25	386	4.8	15	
Davis*	5	65	8	11	.727	3	4	.750	0	1	1	9	10	0	2	6	0	19	3.8	9	
Carter	46	332	54	124	.435	36	54	.667	21	24	45	25	54	1	17	40	7	144	3.1	14	
Cooper	3	7	3	6	.500	0	0	---	0	0	0	0	1	0	1	1	0	6	2.0	4	

DATE	OPPONENT	BOX SCORE	W / L	DATE	OPPONENT	BOX SCORE	W / L
Oct. 13	@ Philadelphia	L 102-110	0-1	Jan. 10	@ Boston	W 99-89	26-16
Oct. 14	@ New Jersey	L 100-102	0-2	Jan. 12	@ New Jersey	W 117-116	27-16
Oct. 17	@ Cleveland	L 111-113	0-3	Jan. 14	@ Seattle	W 108-99	28-16
Oct. 22	San Antonio	W 134-121	1-3	Jan. 17	@ San Diego	L 117-119	28-17
Oct. 24	@ San Diego	L 123-124	1-4	Jan. 19	Houston	L 121-122 (OT)	28-18
Oct. 27	San Diego	W 113-101	2-4	Jan. 21	Golden State	W 113-107	29-18
Oct. 29	Washington	W 109-93	3-4	Jan. 23	New York	W 148-124	30-18
Oct. 31	Denver	W 134-107	4-4	Jan. 25	@ Detroit	L 100-135	30-19
Nov. 3	New York	W 147-124	5-4	Jan. 26	@ Denver	L 107-119	30-20
Nov. 5	Cleveland	W 117-107	6-4	Jan. 28	Milwaukee	W 111-109	31-20
Nov. 7	@ Chicago	W 112-111	7-4	Jan. 30	New Jersey	W 127-108	32-20
Nov. 8	@ Indiana	W 113-111	8-4	Feb. 6	San Antonio	W 119-111 (OT)	33-20
Nov. 10	Kansas City	W 136-127	9-4	Feb. 7	@ Golden State	W 106-104	34-20
Nov. 12	Indiana	W 134-106	10-4	Feb. 9	Cleveland	W 106-103	35-20
Nov. 14	@ Milwaukee	W 137-119	11-4	Feb. 11	@ Kansas City	L 103-104	35-21
Nov. 15	@ Detroit	W 133-126	12-4	Feb. 13	@ Cleveland	L 111-117	35-22
Nov. 17	New Orleans	W 121-109	13-4	Feb. 16	@ Milwaukee	L 98-99	35-23
Nov. 19	Chicago	W 104-95	14-4	Feb. 18	@ Indiana	W 122-111	36-23
Nov. 22	@ Houston	W 121-114	15-4	Feb. 20	Golden State	L 91-102	36-24
Nov. 24	@ Washington	L 103-113	15-5	Feb. 23	Boston	W 113-104	37-24
Nov. 25	@ Atlanta	L 103-109	15-6	Feb. 25	Indiana	W 118-108	38-24
Nov. 28	Detroit	L 103-105	15-7	Feb. 27	Kansas City	W 122-114	39-24
Dec. 1	Phoenix	W 130-122	16-7	Mar. 2	Philadelphia	W 126-111	40-24
Dec. 3	New Jersey	L 105-107	16-8	Mar. 4	Denver	L 99-113	40-25
Dec. 5	@ New Orleans	W 114-102	17-8	Mar. 9	Chicago	L 92-102	40-26
Dec. 6	@ San Antonio	L 111-112	17-9	Mar. 11	@ Boston	L 106-108	40-27
Dec. 8	Milwaukee	W 101-85	18-9	Mar. 13	@ Washington	L 111-120	40-28
Dec. 10	Atlanta	W 88-86	19-9	Mar. 14	@ San Antonio	L 112-125	40-29
Dec. 12	@ Portland	L 115-117	19-10	Mar. 16	Allanta	W 111-110	41-29
Dec. 13	@ Seattle	L 107-117	19-11	Mar. 18	Boston	W 122-111	42-29
Dec. 15	Seattle	W 100-98	20-11	Mar. 21	Portland	L 110-114	42-30
Dec. 16	@ Phoenix	L 100-119	20-12	Mar. 23	San Diego	W 156-119	43-30
Dec. 17	Philadelphia	L 96-103	20-13	Mar. 25	@ Denver	L 113-123	43-31
Dec. 22	Washington	W 127-115	21-13	Mar. 28	@ Phoenix	L 106-112	43-32
Dec. 26	New Orleans	L 123-125	21-14	Mar. 30	Detroit	W 124-113	44-32
Dec. 27	@ Golden State	W 106-104	22-14	Apr. 1	@ Philadelphia	L 111-112	44-33
Dec. 29	Portland	W 118-95	23-14	Apr. 3	@ Chicago	W 97-95	45-33
Jan. 2	@ New Orleans	L 105-109	23-15	Apr. 4	@ Kansas City	L 111-115 (OT)	45-34
Jan. 3	@ Atlanta	W 99-96	24-15	Apr. 6	Seattle	L 93-113	45-35
Jan. 6	@ Houston	L 112-115 (OT)	24-16	Apr. 7	@ Portland	W 99-98	46-35
Jan. 9	@ New York	W 106-94	25-16	Apr. 8	Phoenix	W 111-103	47-35

\* Did not finish season on Laker roster



# 1979-80 LOS ANGELES LAKERS

## 60-22 - 1ST IN PACIFIC DIVISION

**Head Coach:** Jack McKinney, Paul Westhead  
**Asst. Coach:** Paul Westhead, Pat Riley  
**Standing:** Bulth Lee, Brad Holland,  
 Mark Landsberger, Marty Byrnes,  
 Michael Cooper, Norm Nixon  
**Seated:** Spencer Haywood, Jamaal Wilkes,  
 Kareem Abdul-Jabbar, Earvin Johnson,  
 Jim Chones  
**Not pictured:** Ron Boone, Kenny Carr, Don Ford, Oliver  
 Mack




*NBA Champions*

### 1979-80 REGULAR SEASON STATISTICS / GAME-BY-GAME RESULTS

	G	Min.	FGM	FGA	Pct.	FTM	FTA	Pct.	REBOUNDS		Ast.	PF	Dq.	Sll.	TO	Bk.	SCORING		
									Off.	Def.							Pts.	Avg.	
Abdul-Jabbar	82	3143	835	1383	.604	364	476	.765	190	696	886	371	216	2	81	197	280	2034	24.8
Wilkes	82	3111	726	1358	.535	189	234	.808	176	349	525	250	220	1	129	157	28	1644	20.0
Johnson	77	2795	503	949	.530	374	462	.810	166	430	596	563	218	1	187	305	41	1387	18.0
Nixon	82	3226	624	1209	.516	197	253	.779	52	177	229	642	241	1	147	288	14	1446	17.6
Chones	82	2394	372	760	.489	125	169	.740	143	421	564	151	271	5	56	175	65	869	10.6
Haywood	76	1544	288	591	.487	159	206	.772	132	214	346	93	197	2	35	134	57	736	9.7
Cooper	82	1973	303	578	.524	111	143	.776	101	128	229	221	215	3	86	142	38	722	8.8
Landsberger†	23	374	66	137	.482	29	56	.518	69	94	163	14	27	0	10	25	5	161	7.0
Boone*	6	106	14	40	.350	6	7	.857	7	4	11	7	13	0	5	13	0	34	5.7
Carr*	5	57	7	16	.438	2	2	1.000	5	12	17	1	6	0	2	9	1	16	3.2
Ford*	52	580	66	130	.508	23	28	.821	23	75	98	36	86	0	11	30	15	155	3.0
Holland	38	197	44	104	.423	15	16	.938	4	13	17	22	24	0	15	13	1	106	2.8
Byrnes	32	194	25	50	.500	13	15	.867	9	18	27	13	32	0	5	22	1	63	2.0
Mack*	27	155	21	50	.420	9	18	.500	7	15	22	20	16	0	4	9	0	51	1.9
Leet	11	31	4	13	.308	6	7	.857	4	4	8	9	2	0	1	7	0	14	1.3

DATE	OPPONENT	BOX SCORE	W / L	DATE	OPPONENT	BOX SCORE	W / L
Oct. 12	@ San Diego	W 103-102	1-0	Jan. 2	@ Indiana	W 127-120	29-13
Oct. 16	Chicago	W 105-96	2-0	Jan. 6	@ Milwaukee	L 103-113	29-14
Oct. 17	@ Seattle	L 110-112	2-1	Jan. 9	@ Washington	L 101-103	29-15
Oct. 19	Portland	L 82-99	2-2	Jan. 11	@ Detroit	W 123-100	30-15
Oct. 21	Seattle	W 106-97	3-2	Jan. 13	@ Boston	W 100-98	31-15
Oct. 23	Utah	W 102-87	4-2	Jan. 15	Utah	W 112-99	32-15
Oct. 26	Kansas City	W 116-104	5-2	Jan. 16	@ Golden State	W 97-96	33-15
Oct. 28	Golden State	W 97-90	6-2	Jan. 18	Atlanta	W 108-102	34-15
Oct. 30	@ Chicago	W 111-105	7-2	Jan. 21	New York	L 132-114	35-15
Oct. 31	@ Milwaukee	L 106-110	7-3	Jan. 24	@ Portland	L 103-111	35-16
Nov. 2	Phoenix	W 112-110	8-3	Jan. 25	Philadelphia	W 124-103	36-16
Nov. 6	San Diego	W 127-112	9-3	Jan. 27	Milwaukee	W 112-102	37-16
Nov. 7	@ Golden State	L 109-126	9-4	Jan. 29	@ Cleveland	L 153-154 (4OT)	37-17
Nov. 9	Denver	W 126-122 (OT)	10-4	Jan. 31	@ Chicago	W 107-97	38-17
Nov. 11	Cleveland	W 140-126	11-4	Feb. 5	@ New York	W 116-105	39-17
Nov. 13	@ San Diego	W 137-91	12-4	Feb. 8	@ New Jersey	W 125-120 (OT)	40-17
Nov. 15	@ Kansas City	L 108-114	12-5	Feb. 10	@ Philadelphia	L 104-105	40-18
Nov. 16	@ Denver	W 135-128 (OT)	13-5	Feb. 13	Portland	W 129-100	41-18
Nov. 18	Indiana	W 127-104	14-5	Feb. 15	Kansas City	W 114-100	42-18
Nov. 20	@ Portland	L 99-114	14-6	Feb. 17	Washington	W 111-107	43-18
Nov. 21	@ Seattle	L 110-119	14-7	Feb. 20	@ Denver	W 116-103	44-18
Nov. 23	@ Phoenix	L 112-126	14-8	Feb. 22	New Jersey	W 132-110	45-18
Nov. 25	Kansas City	W 111-110	15-8	Feb. 24	Houston	W 112-100	46-18
Nov. 27	@ Utah	W 122-118	16-8	Feb. 26	Seattle	W 131-108	47-18
Nov. 30	Chicago	W 100-107	16-9	Feb. 29	Milwaukee	L 117-126 (OT)	47-19
Dec. 2	Milwaukee	L 116-103	17-9	Mar. 2	@ Phoenix	L 115-123	47-20
Dec. 4	@ San Antonio	W 127-121	18-9	Mar. 4	@ Milwaukee	W 127-124	48-20
Dec. 5	@ Houston	W 116-114	19-9	Mar. 5	@ Kansas City	W 117-101	49-20
Dec. 7	San Diego	L 108-116	19-10	Mar. 7	Chicago	W 101-99	50-20
Dec. 9	Denver	W 131-118	20-10	Mar. 9	@ Portland	L 121-142	50-21
Dec. 14	Detroit	W 138-122	21-10	Mar. 11	@ San Diego	W 123-106	51-21
Dec. 16	San Antonio	W 121-119	22-10	Mar. 12	Portland	W 102-94	52-21
Dec. 18	@ Chicago	W 129-118	23-10	Mar. 14	Denver	W 132-126	53-21
Dec. 19	@ Atlanta	L 112-119	23-11	Mar. 16	Phoenix	W 128-106	54-21
Dec. 21	Golden State	L 114-108	24-11	Mar. 18	Golden State	W 113-100	55-21
Dec. 22	@ Denver	L 128-130	24-12	Mar. 19	@ Phoenix	L 108-112	55-22
Dec. 23	Seattle	W 102-97	25-12	Mar. 22	@ Seattle	W 97-92	56-22
Dec. 26	@ Kansas City	W 111-118	25-13	Mar. 23	Utah	W 101-96	57-22
Dec. 27	@ Utah	W 124-116	26-13	Mar. 27	@ Utah	W 97-95	58-22
Dec. 28	Boston	W 123-105	27-13	Mar. 28	San Diego	W 126-88	59-22
Dec. 30	Phoenix	W 113-105	28-13	Mar. 30	@ Golden State	W 95-93	60-22

# 1980-81 LOS ANGELES LAKERS



## 54-28 - 2ND IN PACIFIC DIVISION

**Head Coach:** Paul Westhead  
**Asst. Coaches:** Pat Riley, Mike Thibault  
**Standing:** Eddie Jordan, Butch Carter, Mark Landsberger, Jim Brewer, Alan Hardy, Brad Holland  
**Sealed:** Michael Cooper, Jamaal Wilkes, Kareem Abdul-Jabbar, Earvin Johnson, Jim Chones, Norm Nixon  
**Not pictured:** Tony Jackson, Myles Patrick

### 1980-81 REGULAR SEASON STATISTICS / GAME-BY-GAME RESULTS

	G	Min.	FGM	FGA	Pct.	FTM	FTA	Pct.	REBOUNDS					SCORING						
									Off.	Def.	Tot.	Ast.	PF	Dq.	Sil.	TO	Bk.	Pts.	Avg.	HI
Abdul-Jabbar	80	2976	836	1457	.574	423	552	.766	197	624	821	272	244	4	59	249	228	2095	26.2	42
Wilkes	81	3028	786	1495	.526	254	335	.758	146	289	435	235	223	1	121	207	29	1827	22.6	34
Johnson	37	1371	312	587	.532	171	225	.760	101	219	320	317	100	0	127	143	27	798	21.6	41
Nixon	79	2962	576	1210	.476	196	252	.778	64	168	232	696	226	2	146	285	11	1350	17.1	30
Chones	82	2562	378	751	.503	126	193	.653	180	477	657	153	324	4	39	159	96	862	10.8	23
Hardy	81	2625	321	654	.491	117	149	.785	121	215	336	332	249	4	133	164	78	763	9.4	20
Cooper	69	1086	164	327	.502	62	116	.534	152	225	377	27	135	0	19	65	6	390	5.6	22
Landsberger	54	672	114	247	.462	70	95	.737	34	31	65	52	99	0	23	50	1	301	5.6	16
Carter	60	987	120	279	.430	63	95	.663	25	55	80	195	136	0	74	120	7	306	5.1	18
Jordan†	41	295	47	111	.423	35	49	.714	9	20	29	23	44	0	21	31	1	130	3.2	10
Holland	78	1107	101	197	.513	15	40	.375	127	154	281	55	158	2	43	48	58	217	2.8	14
Brewer	22	111	22	59	.373	7	10	.700	8	11	19	3	13	0	1	11	9	51	2.3	8
Patrick	3	9	2	5	.400	1	2	.500	1	2	1	3	0	0	1	0	5	1.7	3	
Jackson	2	14	1	3	.333	0	0	---	0	2	2	2	1	0	2	0	2	1.0	2	

DATE	OPPONENT	BOX SCORE	W / L	DATE	OPPONENT	BOX SCORE	W / L
Oct. 10	@ Seattle	W 99-98	1-0	Jan. 2	@ San Antonio	L 112-118	26-16
Oct. 12	Houston	W 114-103	2-0	Jan. 6	Washington	W 107-98	27-16
Oct. 15	@ Kansas City	W 112-107 (OT)	3-0	Jan. 9	Seattle	W 92-87	28-16
Oct. 17	Phoenix	W 116-109	4-0	Jan. 11	Detroit	W 117-108	29-16
Oct. 19	Golden State	W 125-107	5-0	Jan. 13	@ Cleveland	W 108-104	30-16
Oct. 21	@ Portland	L 103-107	5-1	Jan. 14	@ Washington	L 104-114	30-17
Oct. 24	Seattle	W 104-98	6-1	Jan. 16	@ New Jersey	L 113-111	31-17
Oct. 25	@ Utah	W 127-99	7-1	Jan. 18	@ Boston	L 96-98	31-18
Oct. 26	San Antonio	L 102-108	7-2	Jan. 21	Atlanta	W 116-106	32-18
Oct. 28	@ San Diego	W 131-101	8-2	Jan. 23	Denver	W 110-105	33-18
Oct. 31	Cleveland	W 107-98	9-2	Jan. 26	Portland	W 124-112	34-18
Nov. 2	Denver	L 121-123	9-3	Jan. 27	Utah	W 111-104	35-18
Nov. 4	Portland	W 119-118	10-3	Jan. 29	Kansas City	W 118-104	36-18
Nov. 7	@ Dallas	W 126-102	11-3	Feb. 4	@ Indiana	W 102-96	37-18
Nov. 8	@ San Antonio	L 109-112	11-4	Feb. 6	@ Detroit	W 111-102	38-18
Nov. 11	@ Atlanta	W 126-97	12-4	Feb. 8	@ Philadelphia	L 99-102	38-19
Nov. 12	@ Houston	L 104-107	12-5	Feb. 11	Boston	L 91-105	38-20
Nov. 14	San Diego	W 113-100	13-5	Feb. 13	@ Houston	W 114-105	39-20
Nov. 16	Dallas	W 110-102	14-5	Feb. 15	Dallas	W 107-99	40-20
Nov. 18	Kansas City	W 107-94	15-5	Feb. 17	New York	W 96-87	41-20
Nov. 20	@ Phoenix	L 99-102	15-6	Feb. 20	Houston	L 107-110	41-21
Nov. 21	Phoenix	W 116-88	16-6	Feb. 22	@ New York	W 96-93	42-21
Nov. 23	Milwaukee	L 94-110	16-7	Feb. 24	@ Chicago	W 107-97	43-21
Nov. 27	@ Golden State	W 128-119	17-7	Feb. 25	@ Milwaukee	L 108-126	43-22
Nov. 29	@ Denver	W 124-123 (2OT)	18-7	Feb. 27	New Jersey	L 107-103	44-22
Nov. 30	Chicago	L 108-122	18-8	Mar. 1	Phoenix	L 96-101	44-23
Dec. 3	San Diego	L 114-120	18-9	Mar. 3	@ Kansas City	W 99-98	45-23
Dec. 6	@ Golden State	L 103-119	18-10	Mar. 4	@ Denver	L 114-123	45-24
Dec. 7	Utah	W 113-100	19-10	Mar. 10	San Antonio	W 118-104	46-24
Dec. 9	@ Dallas	W 103-92	20-10	Mar. 12	@ San Diego	W 122-116	47-24
Dec. 10	@ Houston	W 109-108	21-10	Mar. 13	Kansas City	W 116-101	48-24
Dec. 12	@ Seattle	W 113-107	22-10	Mar. 15	San Diego	L 118-122	48-25
Dec. 14	Golden State	W 122-113	23-10	Mar. 17	@ Dallas	L 114-109	49-25
Dec. 16	@ San Diego	L 92-97	23-11	Mar. 18	@ Phoenix	L 114-126	49-26
Dec. 19	Portland	L 106-110	23-12	Mar. 20	Seattle	W 133-119	50-26
Dec. 21	San Antonio	W 135-122	24-12	Mar. 21	@ Portland	W 117-111	51-26
Dec. 23	@ Portland	L 102-108	24-13	Mar. 22	@ Golden State	W 120-118	52-26
Dec. 26	Indiana	W 116-115	25-13	Mar. 24	Golden State	W 110-103	53-26
Dec. 27	@ Phoenix	L 106-116	25-14	Mar. 27	@ Seattle	W 97-90	54-26
Dec. 28	Philadelphia	W 122-116	26-14	Mar. 28	@ Utah	L 110-112 (OT)	54-27
Dec. 30	@ Utah	L 102-110	26-15	Mar. 29	Denver	L 146-148 (OT)	54-28

† Totals with Lakers only==



# 1981-82 LOS ANGELES LAKERS

## 57-25 - 1ST IN PACIFIC DIVISION

**Head Coach:** Paul Westhead, Pat Riley  
**Asst. Coaches:** Pat Riley, Mike Thibault, Bill Bertka  
**Standing:** Eddie Jordan, Kevin McKenna,  
 Mitch Kupchak, Bob McAdoo,  
 Mark Landsberger, Mike McGee  
**Seated:** Jim Brewer, Kurt Rambis, Jamaal Wilkes,  
 Kareem Abdul-Jabbar, Michael Cooper,  
 Norm Nixon, Earvin Johnson  
**Not pictured:** Clay Johnson



*NBA Champions*

### 1981-82 REGULAR SEASON STATISTICS / GAME-BY-GAME RESULTS

	G	Min.	FGM	FGA	Pct.	FTM	FTA	Pct.	REBOUNDS					Stl.	TO	Blk.	SCORING			
									Off.	Def.	Tot.	Ast.	PF				Dq.	Pts.	Avg.	Hi
Abdul-Jabbar	76	2677	753	1301	579	312	442	706	172	487	659	225	224	0	63	230	207	1818	23.9	41
Wilkes	82	2906	744	1417	525	246	336	732	153	240	393	143	240	1	89	164	24	1734	21.1	36
E. Johnson	78	2991	556	1036	537	329	433	760	252	499	751	743	223	1	208	286	34	1447	18.6	40
Nixon	82	3024	628	1274	493	181	224	808	38	138	176	652	264	3	132	238	7	1440	17.6	28
Kupchak	26	821	153	267	573	65	98	663	64	146	210	33	80	1	12	43	10	371	14.3	25
Cooper	76	2197	383	741	517	139	171	813	84	185	269	230	216	1	120	151	61	907	11.9	31
McAdoo	41	746	151	330	458	90	126	714	45	114	159	32	109	1	22	51	36	392	9.6	30
McGee	39	352	80	172	465	31	53	585	34	15	49	16	59	0	18	34	3	191	4.9	27
Rambis	64	1131	118	228	518	59	117	504	116	232	348	56	167	2	60	77	76	295	4.6	16
Landsberger	75	1134	144	329	438	33	65	508	164	237	401	32	134	0	10	49	7	321	4.3	17
Jordan	58	608	89	208	428	43	54	796	4	39	43	131	98	0	62	66	1	222	3.8	17
C. Johnson	7	65	11	20	550	3	6	500	8	4	12	7	13	0	3	7	3	25	3.6	14
Brewer	71	966	81	175	463	7	19	368	106	158	264	42	127	1	39	37	46	170	2.4	10
McKenna	36	237	28	87	322	11	17	647	18	11	29	14	45	0	10	20	2	67	1.9	8

DATE	OPPONENT	BOX SCORE	W / L	DATE	OPPONENT	BOX SCORE	W / L
Oct. 30	Houston	L 112-113 (2OT)	0-1	Jan. 26	Milwaukee	L 94-96	30-12
Nov. 3	@ Portland	L 100-102	0-2	Jan. 28	Phoenix	W 97-87	31-12
Nov. 4	@ Seattle	W 106-103	1-2	Feb. 2	@ Golden State	L 117-119	31-13
Nov. 6	Phoenix	L 99-101	1-3	Feb. 3	New York	L 94-98	31-14
Nov. 8	Dallas	W 121-111	2-3	Feb. 5	@ Washington	W 90-87	32-14
Nov. 10	@ San Antonio	L 102-128	2-4	Feb. 7	@ Boston	W 119-113	33-14
Nov. 11	@ Houston	W 95-93	3-4	Feb. 9	@ Atlanta	W 130-117	34-14
Nov. 13	Portland	W 119-115	4-4	Feb. 10	@ Kansas City	L 102-125	34-15
Nov. 14	@ Phoenix	W 99-97	5-4	Feb. 12	San Antonio	L 94-100	34-16
Nov. 15	Indiana	W 124-123 (2OT)	6-4	Feb. 14	Boston	L 103-108	34-17
Nov. 18	@ Utah	W 113-110	7-4	Feb. 16	Seattle	W 108-101	35-17
Nov. 20	San Antonio	W 136-116	8-4	Feb. 19	Golden State	W 126-106	36-17
Nov. 21	@ San Diego	W 119-117	9-4	Feb. 21	@ Denver	W 132-131	37-17
Nov. 24	@ Dallas	W 125-110	10-4	Feb. 23	Denver	W 145-129	38-17
Nov. 25	@ San Antonio	W 117-96	11-4	Feb. 25	@ Seattle	W 104-98	39-17
Nov. 27	San Diego	L 129-138	11-5	Feb. 26	Philadelphia	W 116-114 (2OT)	40-17
Nov. 29	Houston	W 122-104	12-5	Feb. 28	Cleveland	W 102-101	41-17
Dec. 1	Utah	W 117-86	13-5	Mar. 3	@ New Jersey	L 103-111	41-18
Dec. 2	@ Seattle	L 96-104	13-6	Mar. 4	@ New York	L 119-129 (OT)	41-19
Dec. 4	@ Denver	W 126-117	14-6	Mar. 7	@ Philadelphia	L 113-119	41-20
Dec. 6	Kansas City	W 119-106	15-6	Mar. 9	Kansas City	W 105-99	42-20
Dec. 8	Washington	W 102-98	16-6	Mar. 12	Chicago	L 105-111	42-21
Dec. 11	Portland	W 124-116	17-6	Mar. 14	Dallas	W 138-116	43-21
Dec. 13	Golden State	W 122-118	18-6	Mar. 16	@ Portland	W 120-108	44-21
Dec. 17	@ Golden State	L 115-120	18-7	Mar. 17	@ Utah	W 120-112	45-21
Dec. 19	@ San Diego	W 106-100	19-7	Mar. 19	@ Dallas	W 112-106	46-21
Dec. 20	Atlanta	W 112-94	20-7	Mar. 21	Houston	W 107-102	47-21
Dec. 22	@ Portland	W 124-110	21-7	Mar. 23	Dallas	L 116-118	47-22
Dec. 25	@ Phoenix	W 104-101	22-7	Mar. 26	@ San Antonio	L 105-110	47-23
Dec. 27	San Diego	W 139-117	23-7	Mar. 28	@ Kansas City	W 116-111	48-23
Dec. 29	Utah	W 121-114	24-7	Mar. 30	San Diego	W 143-120	49-23
Jan. 3	Seattle	L 90-110	24-8	Apr. 1	@ San Diego	L 117-100	50-23
Jan. 8	@ Chicago	L 113-119	24-9	Apr. 2	Phoenix	L 99-109	50-24
Jan. 9	@ Detroit	W 130-127	25-9	Apr. 4	Portland	W 129-111	51-24
Jan. 10	@ Milwaukee	L 107-118	25-10	Apr. 6	@ Houston	W 108-97	52-24
Jan. 12	@ Cleveland	W 114-100	26-10	Apr. 9	Denver	W 153-128	53-24
Jan. 15	@ Indiana	W 97-92	27-10	Apr. 11	Seattle	W 107-104	54-24
Jan. 17	@ Kansas City	W 109-97	28-10	Apr. 13	@ Golden State	L 101-106	54-25
Jan. 19	@ Denver	L 139-140	28-11	Apr. 14	Utah	W 128-115	55-25
Jan. 20	New Jersey	W 132-113	29-11	Apr. 16	Golden State	W 125-109	56-25
Jan. 22	Detroit	W 123-111	30-11	Apr. 18	@ Phoenix	W 120-115	57-25

# 1982-83 LOS ANGELES LAKERS



## 58-24 - 1ST IN PACIFIC DIVISION

**Head Coach:** Pat Riley  
**Asst. Coaches:** Bill Bertka, Dave Wohl  
**Standing:** Eddie Jordan, Clay Johnson,  
 Dwight Jones, Bob McAdoo,  
 Mark Landsberger, Mike McGee  
**Sealed:** James Worthy, Kurt Rambis,  
 Jamaal Wilkes, Kareem Abdul-Jabbar,  
 Michael Cooper, Norm Nixon,  
 Earvin Johnson  
**Not pictured:** Billy Ray Bates, Joe Cooper, Steve Mix

### 1982-83 REGULAR SEASON STATISTICS / GAME-BY-GAME RESULTS

	G	Min.	FGM	FGA	Pct.	FTM	FTA	Pct.	REBOUNDS					SCORING						
									Off.	Def.	Tot.	Ast.	PF	Dq.	Sl.	TO	Bk.	Pts.	Avg.	HI
Abdul-Jabbar	79	2554	722	1228	.588	278	371	.749	167	425	592	200	220	1	61	200	170	1722	21.8	38
Wilkes	80	2552	684	1290	.530	203	268	.757	146	197	343	182	221	0	65	150	17	1571	19.6	36
E. Johnson	79	2907	511	933	.548	304	380	.800	214	469	683	829	200	1	176	301	47	1326	16.8	36
Nixon	79	2711	533	1123	.475	125	168	.744	61	144	205	566	176	1	104	237	4	1191	15.1	27
McAdoo	47	1019	292	562	.520	119	163	.730	76	171	247	39	153	2	40	68	40	703	15.0	26
Worthy	77	1970	447	772	.579	138	221	.624	157	242	399	132	221	2	91	178	64	1033	13.4	28
Mix†	1	17	4	10	.400	1	1	1.000	1	0	1	2	1	0	0	0	0	9	9.0	9
M. Cooper	82	2148	266	497	.535	102	130	.785	82	192	274	315	208	0	115	128	50	639	7.8	20
Rambis	78	1806	235	413	.569	114	166	.687	164	367	531	90	233	2	105	145	63	584	7.5	21
Jones†	32	491	62	132	.470	32	48	.667	28	86	114	22	82	0	13	35	9	156	4.9	14
McGee	39	381	69	163	.423	17	23	.739	33	20	53	26	50	1	11	27	5	156	4.0	19
C. Johnson	48	447	53	135	.393	38	48	.792	40	29	69	24	62	0	22	25	4	144	3.0	13
Jordan	35	333	40	132	.303	11	17	.647	8	18	26	80	52	0	31	54	1	94	2.7	12
Landsberger	39	356	43	102	.422	12	25	.480	55	73	128	12	48	0	8	20	4	98	2.5	8
Bates†	4	27	2	16	.125	1	2	.500	1	0	1	0	1	0	0	0	5	1.3	3	
J. Cooper*	2	11	1	4	.250	0	0	---	2	0	2	0	3	0	1	3	1	2	1.0	2

DATE	OPPONENT	BOX SCORE	W / L	DATE	OPPONENT	BOX SCORE	W / L
Oct. 29	Golden State	L 117-132	0-1	Jan. 26	Milwaukee	W 115-113	33-9
Nov. 3	@ Denver	W 135-134 (OT)	1-1	Jan. 28	Atlanta	W 109-85	34-9
Nov. 4	Denver	W 131-108	2-1	Jan. 30	@ Boston	L 95-110	34-10
Nov. 6	@ Utah	W 104-101	3-1	Feb. 2	@ Dallas	L 120-122	34-11
Nov. 7	Portland	W 103-89	4-1	Feb. 4	@ KC at St. Louis	W 143-125	35-11
Nov. 9	Kansas City	W 139-117	5-1	Feb. 6	Kansas City	W 116-106	36-11
Nov. 12	Houston	W 127-96	6-1	Feb. 8	@ Seattle	W 121-118	37-11
Nov. 14	Cleveland	W 111-98	7-1	Feb. 9	Utah	W 113-99	38-11
Nov. 16	@ Phoenix	L 105-113	7-2	Feb. 15	San Antonio	L 103-124	38-12
Nov. 17	@ Dallas	L 117-118	7-3	Feb. 17	@ Dallas	W 127-110	39-12
Nov. 19	Washington	W 122-92	8-3	Feb. 18	@ Kansas City	L 118-124	39-13
Nov. 21	Denver	W 143-129	9-3	Feb. 20	@ Indiana	W 126-112	40-13
Nov. 24	@ Seattle	W 111-93	10-3	Feb. 23	Boston	L 104-113	40-14
Nov. 26	@ San Diego	W 117-115	11-3	Feb. 26	@ Utah	L 92-101	40-15
Nov. 28	Golden State	W 142-127	12-3	Feb. 27	Denver	L 120-135	40-16
Nov. 30	@ San Antonio	L 144-117	12-4	Mar. 1	@ Chicago	W 114-111	41-16
Dec. 1	@ Houston	W 106-95	13-4	Mar. 2	@ Milwaukee	W 127-117	42-16
Dec. 3	Portland	W 115-100	14-4	Mar. 4	@ Washington	L 93-96	42-17
Dec. 5	Philadelphia	L 104-114	14-5	Mar. 5	@ Detroit	W 122-108	43-17
Dec. 8	Phoenix	W 89-86	15-5	Mar. 8	@ Golden State	W 116-112	44-17
Dec. 10	@ Utah	W 128-122	16-5	Mar. 9	San Diego	W 119-114	45-17
Dec. 11	@ Golden State	W 128-107	17-5	Mar. 12	Chicago	W 123-116	46-17
Dec. 14	@ Portland	L 103-107	17-6	Mar. 16	Phoenix	W 104-95	47-17
Dec. 17	New Jersey	W 117-106	18-6	Mar. 18	Kansas City	W 109-96	48-17
Dec. 18	@ Phoenix	L 100-126	18-7	Mar. 19	@ San Diego	L 99-107	48-18
Dec. 19	Dallas	W 110-108	19-7	Mar. 20	Dallas	W 117-110	49-18
Dec. 22	Utah	W 124-100	20-7	Mar. 22	Seattle	W 123-108	50-18
Dec. 23	@ San Diego	W 120-115	21-7	Mar. 25	San Antonio	L 120-132	50-19
Dec. 26	@ Houston	W 96-94	22-7	Mar. 27	Houston	W 114-93	51-19
Dec. 29	@ Golden State	W 120-110	23-7	Mar. 29	San Diego	W 127-109	52-19
Dec. 30	Seattle	W 137-117	24-7	Mar. 31	@ Denver	W 122-116	53-19
Jan. 2	Detroit	W 127-112	25-7	Apr. 1	New York	W 102-88	54-19
Jan. 5	@ Philadelphia	L 120-122 (OT)	25-8	Apr. 4	@ Seattle	L 111-121	54-20
Jan. 6	@ Cleveland	W 125-107	26-8	Apr. 5	@ Portland	L 101-107	54-21
Jan. 8	@ New York	W 108-90	27-8	Apr. 7	@ Phoenix	W 117-108	55-21
Jan. 11	@ New Jersey	L 96-110	27-9	Apr. 8	@ Golden State	W 118-107	56-21
Jan. 15	@ Atlanta	L 120-101	28-9	Apr. 10	Phoenix	L 95-101	56-22
Jan. 19	San Diego	W 107-104	29-9	Apr. 12	@ Houston	W 114-113	57-22
Jan. 21	San Antonio	W 119-110	30-9	Apr. 13	@ San Antonio	L 109-114	57-23
Jan. 23	Indiana	W 105-102	31-9	Apr. 15	Seattle	W 100-99	58-23
Jan. 25	@ Portland	W 125-120	32-9	Apr. 17	Portland	L 108-119	58-24

\* Did not finish season on Laker roster; † Totals with Lakers only



## 54-28 - 1ST IN PACIFIC DIVISION

**Head Coach:** Pat Riley  
**Asst. Coaches:** Bill Bertka, Dave Wohl  
**Standing:** Byron Scott, Larry Spriggs,  
 James Worthy, Swen Nater,  
 Mitch Kupchak, Calvin Garrett  
**Seated:** Mike McGee, Kurt Rambis,  
 Jamaal Wilkes, Kareem Abdul-Jabbar,  
 Bob McAdoo, Earvin Johnson,  
 Michael Cooper  
**Not pictured:** Eddie Jordan



*Western Conference Champions*

### 1983-84 REGULAR SEASON STATISTICS / GAME-BY-GAME RESULTS

	G	Min.	FGM	FGA	Pct.	FTM	FTA	Pct.	REBOUNDS					SCORING						
									Off.	Def.	Tot.	Ast.	PF	Dq.	Sil.	TO	Bk.	Pts.	Avg.	
Abdul-Jabbar	80	2622	716	1238	.578	285	394	.723	169	418	587	211	1	55	221	143	1717	21.5	35	
Johnson	67	2567	441	780	.565	290	358	.810	99	392	491	875	169	1	150	306	49	1178	17.6	33
Wilkes	75	2507	542	1055	.514	208	280	.743	130	210	340	214	205	0	72	137	41	1294	17.3	31
Worthy	82	2415	495	890	.556	195	257	.759	157	358	515	207	244	5	77	181	70	1185	14.5	37
McAdoo	70	1456	352	748	.471	212	264	.803	82	207	289	74	182	0	42	127	50	916	13.1	32
Scott	74	1637	334	690	.484	112	139	.806	50	114	164	177	174	0	81	116	19	788	10.6	32
McGee	77	1425	347	584	.594	61	113	.540	117	76	193	81	176	0	49	111	6	757	9.8	33
Cooper	82	2387	273	549	.497	155	185	.838	53	209	262	482	267	3	113	148	67	739	9.0	20
Garrett	41	478	78	152	.513	30	39	.769	24	47	71	31	62	2	12	34	2	188	4.6	16
Nater	69	829	124	253	.490	63	91	.692	81	183	264	27	150	0	25	68	7	311	4.5	19
Rambis	47	743	63	113	.558	42	66	.636	82	184	266	34	108	0	30	56	14	168	3.6	10
Spriggs	38	363	44	82	.537	36	50	.720	16	45	61	30	55	0	12	34	4	124	3.3	18
Kupchak	34	324	41	108	.380	22	34	.647	35	52	87	7	46	0	4	22	6	104	3.1	12
Jordan†	3	27	4	8	.500	1	2	.500	0	4	4	5	5	0	4	8	0	9	3.0	4

DATE	OPPONENT	BOX SCORE	W / L	DATE	OPPONENT	BOX SCORE	W / L
Oct. 28	@ Kansas City	W 117-107	1-0	Jan. 26	Houston	W 131-102	26-16
Oct. 29	@ Utah	W 120-115	2-0	Jan. 31	Portland	W 129-124	27-16
Nov. 2	@ San Diego	L 106-110	2-1	Feb. 1	@ Denver	W 116-108	28-16
Nov. 5	@ Dallas	L 102-107	2-2	Feb. 3	Utah	W 109-105	29-16
Nov. 8	@ Denver	W 133-124	3-2	Feb. 5	@ San Antonio	W 110-98	30-16
Nov. 9	Dallas	W 120-106	4-2	Feb. 7	@ Indiana	W 106-105	31-16
Nov. 11	Phoenix	W 119-105	5-2	Feb. 8	@ Boston	W 111-109	32-16
Nov. 13	Utah	W 124-118	6-2	Feb. 10	@ Washington	L 93-96	32-17
Nov. 15	Milwaukee	W 126-97	7-2	Feb. 12	Atlanta	W 108-87	33-17
Nov. 17	Cleveland	W 127-114	8-2	Feb. 17	Denver	L 138-141	33-18
Nov. 19	@ Portland	W 117-110	9-2	Feb. 18	@ San Diego	W 120-116	34-18
Nov. 22	Utah	L 126-130 (OT)	9-3	Feb. 21	Seattle	W 128-112	35-18
Nov. 23	@ Seattle	L 98-106	9-4	Feb. 22	@ Seattle	L 114-121	35-19
Nov. 25	New Jersey	W 147-123	10-4	Feb. 24	Boston	W 116-108	36-19
Nov. 27	Chicago	W 103-100	11-4	Feb. 26	@ Philadelphia	W 101-99	37-19
Nov. 29	@ Golden State	W 111-105	12-4	Feb. 28	@ Chicago	W 124-108	38-19
Dec. 2	Dallas	L 118-133	12-5	Feb. 29	@ New Jersey	L 92-102	38-20
Dec. 4	San Diego	W 120-99	13-5	Mar. 2	@ Atlanta	W 98-94	39-20
Dec. 8	Kansas City	W 129-106	14-5	Mar. 4	@ Detroit	W 118-114	40-20
Dec. 11	New York	L 98-109	14-6	Mar. 7	Philadelphia	L 105-113	40-21
Dec. 15	@ Phoenix	L 104-114	14-7	Mar. 9	@ Dallas	W 121-120 (2OT)	41-21
Dec. 16	San Diego	W 122-109	15-7	Mar. 10	Indiana	L 114-126	41-22
Dec. 18	Portland	W 122-115	16-7	Mar. 13	Seattle	W 114-98	42-22
Dec. 20	@ Seattle	W 108-102	17-7	Mar. 15	San Antonio	W 143-124	43-22
Dec. 22	@ Golden State	L 102-109	17-8	Mar. 17	@ Houston	W 123-111	44-22
Dec. 23	Golden State	W 123-116	18-8	Mar. 20	@ Milwaukee	W 99-94	45-22
Dec. 25	@ Portland	L 121-141	18-9	Mar. 21	@ Kansas City	W 123-116	46-22
Dec. 27	Denver	W 118-116	19-9	Mar. 23	Detroit	L 118-121	46-23
Dec. 30	Golden State	L 105-116	19-10	Mar. 25	San Diego	W 114-102	47-23
Jan. 3	@ New York	L 105-117	19-11	Mar. 28	@ San Diego	L 115-122	47-24
Jan. 4	@ Cleveland	W 106-99	20-11	Mar. 29	Houston	W 115-109	48-24
Jan. 6	San Antonio	L 117-124	20-12	Mar. 31	@ Phoenix	W 119-97	49-24
Jan. 8	Houston	L 118-129	20-13	Apr. 1	Golden State	L 121-110	50-24
Jan. 10	@ Houston	W 136-132 (OT)	21-13	Apr. 3	@ San Antonio	W 109-137	50-25
Jan. 12	@ Kansas City	W 95-89	22-13	Apr. 5	@ Utah	W 129-115	51-25
Jan. 13	@ Denver	W 141-134	23-13	Apr. 6	Kansas City	W 112-97	52-25
Jan. 15	Seattle	L 91-102	23-14	Apr. 8	@ Portland	W 119-113	53-25
Jan. 17	Washington	W 108-95	24-14	Apr. 10	@ Golden State	L 115-117	53-26
Jan. 19	@ Phoenix	L 123-138	24-15	Apr. 11	Portland	W 121-108	54-26
Jan. 21	@ San Antonio	L 108-113	24-16	Apr. 13	Dallas	L 103-104	54-27
Jan. 24	Phoenix	W 116-110	25-16	Apr. 15	Phoenix	L 114-123	54-28

# 1984-85 LOS ANGELES LAKERS



## 62-20 - 1ST IN PACIFIC DIVISION

Head Coach: Pat Riley  
 Asst. Coaches: Bill Bertka, Dave Wohl  
 Standing: Byron Scott, Larry Spriggs,  
 James Worthy, Mitch Kupchak,  
 Ronnie Lester  
 Seated: Mike McGee, Kurt Rambis,  
 Jamaal Wilkes, Kareem Abdul-Jabbar,  
 Bob McAdoo,  
 Earvin Johnson, Michael Cooper  
 Not pictured: Earl Jones, Chuck Nevitt

*NBA Champions*

### 1984-85 REGULAR SEASON STATISTICS / GAME-BY-GAME RESULTS

	G	Min.	FGM	FGA	Pct.	FTM	FTA	Pct.	REBOUNDS					SCORING						
									Off.	Def.	Tot.	Ast.	PF	Dq.	Sl.	TO	Bk.	Pts.	Avg.	Hi
Abdul-Jabbar	79	2630	723	1207	.599	289	395	.732	162	460	622	249	238	3	63	197	162	1735	22.0	40
Johnson	77	2781	504	899	.561	391	464	.843	90	386	476	968	155	0	113	305	25	1406	18.3	39
Worthy	80	2696	610	1066	.572	190	245	.776	169	342	511	201	196	0	87	198	67	1410	17.6	32
Scott	81	2305	541	1003	.539	187	228	.820	57	153	210	244	197	1	100	138	17	1295	16.0	30
McAdoo	66	1254	284	546	.520	122	162	.753	79	216	295	67	170	0	18	95	53	690	10.5	22
McGee	76	1170	329	612	.538	94	160	.588	97	68	165	71	147	1	39	81	7	774	10.2	41
Cooper	82	2189	276	593	.465	115	133	.865	56	199	255	429	208	0	93	156	49	702	8.6	19
Wilkes	42	761	148	303	.488	51	66	.773	35	59	94	41	65	0	19	49	3	347	8.3	24
Spriggs	75	1292	194	354	.548	112	146	.767	77	150	227	132	195	2	47	115	13	500	6.7	20
Kupchak	58	716	123	244	.504	60	91	.659	68	116	184	21	104	0	19	48	20	306	5.3	29
Rambis	82	1617	181	327	.554	68	103	.660	164	364	528	69	211	0	82	97	47	430	5.2	18
Lester	32	278	34	82	.415	21	31	.677	4	22	26	80	25	0	15	32	3	89	2.8	15
Nevitt	11	59	5	17	.294	2	8	.250	5	15	20	3	20	0	0	10	15	12	1.1	4
Jones	2	7	0	1	.000	0	0	---	0	0	0	0	0	0	0	1	0	0	0.0	0

DATE	OPPONENT	BOX SCORE	W / L	DATE	OPPONENT	BOX SCORE	W / L
Oct. 27	@ San Antonio	L 112-113	0-1	Jan. 19	@ Golden State	W 139-109	28-14
Oct. 28	@ Dallas	L 96-107	0-2	Jan. 22	L.A. Clippers	W 123-114	29-14
Oct. 30	Golden State	W 144-110	1-2	Jan. 25	Philadelphia	W 109-104	30-14
Nov. 1	@ Seattle	L 103-105	1-3	Jan. 26	@ Utah	L 83-96	30-15
Nov. 2	San Antonio	W 119-100	2-3	Jan. 29	@ Portland	W 122-106	31-15
Nov. 4	Portland	W 124-116	3-3	Jan. 30	Houston	L 113-116	31-16
Nov. 6	Denver	L 130-146	3-4	Feb. 1	New York	W 105-104	32-16
Nov. 8	@ Golden State	L 106-122	3-5	Feb. 2	@ LA Clippers	W 105-96	33-16
Nov. 9	@ Portland	W 130-126	4-5	Feb. 3	Indiana	W 122-100	34-16
Nov. 11	New Jersey	W 121-111	5-5	Feb. 5	@ Houston	W 113-104	35-16
Nov. 16	Kansas City	W 128-116	6-5	Feb. 12	L.A. Clippers	W 121-110	36-16
Nov. 18	Milwaukee	W 96-89	7-5	Feb. 15	Atlanta	W 120-111	37-16
Nov. 20	Phoenix	W 130-108	8-5	Feb. 17	Boston	W 117-111	38-16
Nov. 21	@ Phoenix	W 102-97	9-5	Feb. 19	@ Chicago	W 127-117	39-16
Nov. 24	@ LA Clippers	W 108-103	10-5	Feb. 21	@ Kansas City	W 123-117	40-16
Nov. 25	Seattle	L 94-105	10-6	Feb. 22	@ Indiana	L 113-122	40-17
Nov. 28	@ Utah	W 114-109	11-6	Feb. 24	@ New York	W 119-114	41-17
Nov. 30	Kansas City	W 130-121	12-6	Feb. 26	Houston	W 100-94	42-17
Dec. 2	Chicago	L 112-113	12-7	Feb. 28	@ Phoenix	L 105-117	42-18
Dec. 4	@ Cleveland	W 116-112	13-7	Mar. 2	@ Dallas	W 125-106	43-18
Dec. 5	@ New Jersey	W 104-93	14-7	Mar. 6	@ Golden State	W 145-119	44-18
Dec. 7	@ Philadelphia	L 116-122	14-8	Mar. 9	Cleveland	W 133-109	45-18
Dec. 8	@ Washington	L 98-101	14-9	Mar. 12	Utah	W 123-108	46-18
Dec. 12	Golden State	W 131-107	15-9	Mar. 13	@ Utah	W 120-105	47-18
Dec. 13	@ Seattle	L 122-124 (OT)	15-10	Mar. 15	San Antonio	W 115-114	48-18
Dec. 16	Washington	W 109-101	16-10	Mar. 16	@ LA Clippers	W 123-112	49-18
Dec. 18	@ Atlanta	W 117-116	17-10	Mar. 19	@ Phoenix	W 130-112	50-18
Dec. 19	@ Houston	W 123-116	18-10	Mar. 22	@ Houston	W 130-107	51-18
Dec. 21	Phoenix	W 119-105	19-10	Mar. 24	Detroit	W 148-130	52-18
Dec. 26	Seattle	W 101-97	20-10	Mar. 26	@ Portland	L 113-116 (OT)	52-19
Dec. 28	@ Denver	W 135-123	21-10	Mar. 27	@ Seattle	W 122-97	53-19
Dec. 29	L.A. Clippers	W 113-107	22-10	Mar. 29	Dallas	W 120-115	54-19
Jan. 4	Portland	W 120-95	23-10	Mar. 31	Phoenix	W 123-98	55-19
Jan. 6	San Antonio	W 99-98	24-10	Apr. 2	@ Denver	W 118-104	56-19
Jan. 8	Denver	L 124-126	24-11	Apr. 3	@ San Antonio	L 108-122	56-20
Jan. 10	Utah	W 120-112	25-11	Apr. 5	Kansas City	W 132-125	57-20
Jan. 11	@ Dallas	W 121-102	26-11	Apr. 7	Portland	W 135-133 (OT)	58-20
Jan. 13	@ Detroit	L 98-121	26-12	Apr. 9	Denver	W 148-119	59-20
Jan. 15	@ Milwaukee	L 105-115	26-13	Apr. 11	@ Golden State	W 137-130	60-20
Jan. 16	@ Boston	L 102-104	26-14	Apr. 12	Seattle	W 145-131	61-20
Jan. 18	Dallas	W 110-92	27-14	Apr. 14	@ Kansas City	W 122-116	62-20





# 1985-86 LOS ANGELES LAKERS

## 62-20 - 1ST IN PACIFIC DIVISION

**Head Coach:** Pat Riley  
**Asst. Coach:** Bill Bertka, Randy Pfund  
**Standing:** Byron Scott, A.C. Green, Mitch Kupchak, Chuck Nevitt, Maurice Lucas, Ronnie Lester  
**Seated:** Mike McGee, Kurt Rambis, James Worthy, Kareem Abdul-Jabbar, Larry Spriggs, Michael Cooper, Earvin Johnson  
**Not pictured:** Petur Gudmundsson, Jerome Henderson



## 1985-86 REGULAR SEASON STATISTICS / GAME-BY-GAME RESULTS

	G	Min.	FGM	FGA	Pct.	FTM	FTA	Pct.	REBOUNDS		Tot.	Ast.	PF	Dq.	Sll.	TO	Blk.	SCORING		
									Off.	Def.								Pts.	Avg.	
Abdul-Jabbar	79	2629	755	1338	.564	336	439	.765	133	345	478	280	248	2	67	203	130	1846	23.4	46
Worthy	75	2454	629	1086	.579	242	314	.771	136	251	387	201	195	0	82	149	77	1500	20.0	37
Johnson	72	2578	483	918	.526	378	434	.871	85	341	426	907	133	0	113	273	16	1354	18.8	34
Scott	76	2190	507	989	.513	138	176	.784	55	134	189	164	167	0	85	110	15	1174	15.4	31
Lucas	77	1750	302	653	.462	180	230	.783	164	402	566	84	253	1	45	121	24	785	10.2	23
Cooper	82	2269	274	606	.452	147	170	.865	44	200	244	466	238	2	89	151	43	758	9.2	20
McGee	71	1213	252	544	.463	42	64	.656	51	89	140	83	131	0	53	70	7	587	8.3	34
Gudmundsson	8	128	20	37	.541	18	27	.667	17	21	38	3	25	1	3	11	4	58	7.3	15
Green	82	1542	209	388	.539	102	167	.611	160	221	381	54	229	2	49	99	49	521	6.4	21
Kupchak	55	783	124	257	.482	84	112	.750	69	122	191	17	102	0	12	64	7	332	6.0	15
Rambis	74	1573	160	269	.595	88	122	.721	156	361	517	69	198	0	66	97	33	408	5.5	17
Spriggs	43	471	88	192	.458	38	49	.776	28	53	81	49	78	0	18	54	9	214	5.0	18
Henderson	1	3	2	3	.667	0	0	---	0	1	0	1	0	0	0	0	0	4	4.0	4
Lester	27	222	26	52	.500	15	19	.789	0	10	10	54	27	0	9	42	3	67	2.5	8
Nevitt*	4	25	3	11	.273	4	6	.667	3	4	7	2	6	0	2	5	2	10	2.5	4

DATE	OPPONENT	BOX SCORE	W / L	DATE	OPPONENT	BOX SCORE	W / L
Oct. 26	@ San Antonio	W 121-116 (2OT)	1-0	Jan. 25	Denver	L 115-127	32-10
Oct. 29	@ Dallas	W 133-115	2-0	Jan. 28	Milwaukee	W 125-115	33-10
Oct. 31	@ Phoenix	W 144-107	3-0	Jan. 30	@ Portland	W 118-94	34-10
Nov. 2	@ Golden State	W 120-116	4-0	Jan. 31	Philadelphia	W 134-100	35-10
Nov. 5	Cleveland	L 111-129	4-1	Feb. 2	New York	L 96-103	35-11
Nov. 7	@ Utah	W 116-106	5-1	Feb. 4	Dallas	W 110-102	36-11
Nov. 8	Denver	W 128-99	6-1	Feb. 6	@ Houston	W 117-95	37-11
Nov. 12	@ Utah	W 119-110	7-1	Feb. 11	@ Golden State	L 113-137	37-12
Nov. 14	Portland	W 114-102	8-1	Feb. 12	@ Phoenix	W 126-100	38-12
Nov. 15	@ LA Clippers	W 127-96	9-1	Feb. 14	Atlanta	W 141-117	39-12
Nov. 17	New Jersey	W 138-119	10-1	Feb. 16	Boston	L 99-105	39-13
Nov. 20	LA Clippers	W 122-107	11-1	Feb. 19	@ Indiana	W 90-81	40-13
Nov. 21	@ Denver	L 120-121	11-2	Feb. 21	@ New Jersey	L 106-121	40-14
Nov. 23	@ Portland	W 130-113	12-2	Feb. 23	@ Philadelphia	W 117-111 (OT)	41-14
Nov. 24	San Antonio	W 118-102	13-2	Feb. 24	@ Atlanta	L 93-102	41-15
Nov. 29	Seattle	W 108-107	14-2	Feb. 26	@ Dallas	W 119-116	42-15
Dec. 1	Chicago	W 117-113	15-2	Feb. 28	Phoenix	W 115-103	43-15
Dec. 4	@ Utah	W 131-127 (OT)	16-2	Mar. 1	@ Phoenix	L 106-123	43-16
Dec. 6	Houston	W 120-112	17-2	Mar. 3	Golden State	W 127-117	44-16
Dec. 8	Dallas	W 125-119	18-2	Mar. 5	Utah	W 130-84	45-16
Dec. 12	Phoenix	W 127-102	19-2	Mar. 6	@ Golden State	W 112-111	46-16
Dec. 13	@ Denver	L 120-124	19-3	Mar. 8	Sacramento	W 122-121 (2OT)	47-16
Dec. 15	Detroit	W 132-119	20-3	Mar. 9	@ Seattle	W 108-106	48-16
Dec. 17	@ New York	W 105-99	21-3	Mar. 11	LA Clippers	W 129-108	49-16
Dec. 18	@ Milwaukee	W 107-105	22-3	Mar. 13	Seattle	W 105-92	50-16
Dec. 20	@ Cleveland	W 128-116	23-3	Mar. 16	Houston	W 116-111	51-16
Dec. 21	@ Washington	W 96-84	24-3	Mar. 18	Portland	W 128-122	52-16
Dec. 26	@ San Antonio	L 91-109	24-4	Mar. 19	@ LA Clippers	L 114-115	52-17
Dec. 28	@ Sacramento	W 133-111	25-4	Mar. 21	@ San Antonio	W 117-109	53-17
Dec. 29	Golden State	L 122-130	25-5	Mar. 22	@ Sacramento	W 115-113	54-17
Jan. 3	Utah	W 110-101	26-5	Mar. 24	San Antonio	W 124-102	55-17
Jan. 5	Washington	W 118-88	27-5	Mar. 25	@ Denver	W 121-115	56-17
Jan. 8	Portland	W 125-121	28-5	Mar. 29	@ Seattle	L 87-88	56-18
Jan. 10	Indiana	W 124-102	29-5	Mar. 30	Golden State	W 124-117	57-18
Jan. 11	@ Seattle	L 99-105	29-6	Apr. 1	Seattle	W 109-104	58-18
Jan. 14	Phoenix	W 143-122	30-6	Apr. 3	Sacramento	W 135-105	59-18
Jan. 16	LA Clippers	W 112-96	31-6	Apr. 6	@ Houston	L 103-109	59-19
Jan. 19	@ Detroit	L 115-118	31-7	Apr. 8	@ Portland	W 120-114	60-19
Jan. 20	@ Chicago	W 133-118	32-7	Apr. 10	Houston	W 117-113	61-19
Jan. 22	@ Boston	L 95-110	32-8	Apr. 12	@ Sacramento	W 105-92	62-19
Jan. 24	@ LA Clippers	L 109-120	32-9	Apr. 13	Dallas	L 104-127	62-20

\* Did not finish season on Laker roster

# 1986-87 LOS ANGELES LAKERS



## 65-17 - 1ST IN PACIFIC DIVISION

**Head Coach:** Pat Riley  
**Asst. Coaches:** Bill Bertka, Randy Pfund  
**Standing:** Wes Matthews, Billy Thompson,  
 A.C. Green, Mike Smrek,  
 Mychal Thompson, Adrian Branch  
**Sealed:** Kurt Rambis, James Worthy,  
 Kareem Abdul-Jabbar, Michael Cooper,  
 Byron Scott, Earvin Johnson  
**Not pictured:** Frank Brickowski

*NBA Champions*

### 1986-87 REGULAR SEASON STATISTICS / GAME-BY-GAME RESULTS

	G	Min.	FGM	FGA	Pct.	FTM	FTA	Pct.	REBOUNDS			PF	Dq.	Sl.	TO	Blk.	SCORING			
									Off.	Def.	Tot.						Avg.	HI		
Johnson	80	2904	683	1308	.522	535	631	.848	122	382	504	977	168	0	138	300	36	1909	23.9	46
Worthy	82	2819	651	1207	.539	292	289	.751	158	308	466	226	206	0	108	168	83	1594	19.4	31
Abdul-Jabbar	78	2441	560	993	.564	245	343	.714	152	371	523	203	245	2	49	186	97	1366	17.5	30
Scott	82	2729	554	1134	.489	224	251	.892	63	223	286	281	163	0	125	144	18	1397	17.0	33
Green	79	2240	316	587	.538	220	282	.780	210	405	615	84	171	0	70	102	80	852	10.8	26
Cooper	82	2253	322	736	.438	126	148	.851	58	196	254	373	199	1	78	102	43	859	10.5	24
M. Thompson†	33	680	129	269	.480	75	101	.743	47	89	136	28	85	1	14	30	333	10.1	24	
Rambis	78	1514	163	313	.521	120	157	.764	159	294	453	63	201	1	74	104	41	446	5.7	16
B. Thompson	59	762	142	261	.544	48	74	.649	69	102	171	60	148	1	15	61	30	332	5.6	13
Branch	32	219	48	96	.500	42	54	.778	23	30	53	16	39	0	16	24	3	138	4.3	12
Matthews	50	532	89	187	.476	29	36	.806	13	34	47	100	53	0	23	51	4	208	4.2	16
Brickowski*	37	404	53	94	.564	40	59	.678	40	57	97	12	105	4	14	25	4	146	3.9	14
Smrek	35	233	30	60	.500	16	25	.640	13	24	37	5	70	1	4	19	13	76	2.2	8

DATE	OPPONENT	BOX SCORE	W / L	DATE	OPPONENT	BOX SCORE	W / L
Nov. 1	@ Houston	L 102-112	0-1	Jan. 27	Portland	W 107-100	33-9
Nov. 4	@ Seattle	W 110-96	1-1	Jan. 28	@ Seattle	W 101-125	33-10
Nov. 7	Denver	W 138-116	2-1	Jan. 30	@ Phoenix	W 114-102	34-10
Nov. 9	New York	W 111-88	3-1	Feb. 2	Dallas	L 99-103	34-11
Nov. 12	Seattle	W 122-97	4-1	Feb. 4	Sacramento	W 128-92	35-11
Nov. 16	Sacramento	W 113-111	5-1	Feb. 5	@ Portland	L 104-105	35-12
Nov. 18	@ Dallas	W 114-110	6-1	Feb. 10	@ Sacramento	W 114-98	36-12
Nov. 19	@ San Antonio	W 117-108	7-1	Feb. 13	Indiana	W 113-108	37-12
Nov. 21	New Jersey	W 111-95	8-1	Feb. 15	Boston	W 106-103	38-12
Nov. 23	Milwaukee	W 127-117	9-1	Feb. 17	Washington	L 99-114	38-13
Nov. 25	Atlanta	L 107-113	9-2	Feb. 18	@ Denver	W 128-122	39-13
Nov. 26	@ LA Clippers	W 126-92	10-2	Feb. 20	@ Chicago	W 110-100	40-13
Nov. 28	Chicago	W 110-103	11-2	Feb. 22	@ Philadelphia	W 112-110 (OT)	41-13
Nov. 30	LA Clippers	W 137-115	12-2	Feb. 24	@ Phoenix	W 97-93	42-13
Dec. 4	@ Golden State	L 106-116	12-3	Feb. 25	Phoenix	W 99-91	43-13
Dec. 5	Dallas	W 112-104	13-3	Feb. 27	Golden State	W 121-109	44-13
Dec. 7	Golden State	W 132-100	14-3	Feb. 28	@ Utah	L 100-107	44-14
Dec. 9	@ New York	W 113-87	15-3	Mar. 3	@ Golden State	W 114-109	45-14
Dec. 10	@ Milwaukee	L 93-116	15-4	Mar. 4	Seattle	W 138-124	46-14
Dec. 12	@ Boston	W 117-110	16-4	Mar. 7	Cleveland	W 122-118	47-14
Dec. 13	@ Detroit	L 114-119	16-5	Mar. 9	@ LA Clippers	W 136-114	48-14
Dec. 16	@ Cleveland	W 121-116	17-5	Mar. 10	Denver	W 143-107	49-14
Dec. 18	Portland	W 131-115	18-5	Mar. 12	Portland	W 125-116	50-14
Dec. 20	@ Dallas	L 119-130	18-6	Mar. 15	LA Clippers	W 115-101	51-14
Dec. 21	@ Houston	W 103-96	19-6	Mar. 18	Utah	W 111-97	52-14
Dec. 23	@ Sacramento	W 127-117 (OT)	20-6	Mar. 20	San Antonio	W 147-115	53-14
Dec. 26	Houston	W 134-111	21-6	Mar. 22	Sacramento	W 129-121	54-14
Dec. 28	Philadelphia	W 111-85	22-6	Mar. 24	@ Phoenix	L 93-108	54-15
Jan. 1	@ Portland	W 140-104	23-6	Mar. 26	Detroit	W 128-111	55-15
Jan. 2	Phoenix	W 155-118	24-6	Mar. 28	@ Houston	W 123-109	56-15
Jan. 4	Utah	W 121-113	25-6	Mar. 31	Houston	W 111-96	57-15
Jan. 7	Denver	W 147-109	26-6	Apr. 2	@ Seattle	W 117-114	58-15
Jan. 8	@ Utah	L 101-107	26-7	Apr. 3	@ Portland	W 127-121	59-15
Jan. 10	@ Golden State	L 109-124	26-8	Apr. 5	@ Denver	W 126-118	60-15
Jan. 11	San Antonio	W 111-109	27-8	Apr. 6	LA Clippers	W 135-112	61-15
Jan. 15	Golden State	W 129-109	28-8	Apr. 9	@ LA Clippers	W 118-100	62-15
Jan. 18	@ Washington	W 115-101	29-8	Apr. 10	San Antonio	W 131-121	63-15
Jan. 19	@ New Jersey	W 126-115	30-8	Apr. 12	Phoenix	W 119-104	64-15
Jan. 21	@ Atlanta	W 112-109	31-8	Apr. 16	@ Utah	W 110-97	65-15
Jan. 22	@ Indiana	W 118-108	32-8	Apr. 17	@ San Antonio	L 103-115	65-16
Jan. 24	@ Dallas	L 117-132	32-9	Apr. 19	Seattle	L 104-110	65-17

\* Did not finish season on Laker roster: † Totals with Lakers only



## 62-20 - 1ST IN PACIFIC DIVISION

**Head Coach:** Pat Riley  
**Asst. Coaches:** Bill Bertka, Randy Pfund  
**Standing:** Wes Matthews, Billy Thompson,  
 A.C. Green, Mike Smrek,  
 Mychal Thompson, Jeff Lamp,  
 Milt Wagner  
**Seated:** Kurt Rambis, James Worthy,  
 Kareem Abdul-Jabbar, Michael Cooper,  
 Byron Scott, Earvin Johnson  
**Not pictured:** Tony Campbell, Ray Tolbert



*NBA Champions*

## 1987-88 REGULAR SEASON STATISTICS / GAME-BY-GAME RESULTS

	G	Min.	FGM	FGA	Pct.	FTM	FTA	Pct.	REBOUNDS		Ast.	PF	Dq.	Sll.	TO	Blk.	SCORING			
									Off.	Def.							Pts.	Avg.	Hi	
Scott	81	3048	710	1348	.527	272	317	.858	76	257	333	335	204	2	155	161	27	1754	21.7	38
Worthy	75	2655	617	1161	.531	242	304	.796	129	245	374	289	175	1	72	155	55	1478	19.7	38
Johnson	72	2637	490	996	.492	417	489	.853	88	361	449	858	147	0	114	269	13	1408	19.6	39
Abdul-Jabbar	80	2308	480	903	.532	205	269	.762	118	360	478	135	216	1	48	159	92	1165	14.6	27
M. Thompson	80	2007	370	722	.512	185	292	.634	198	291	489	66	251	1	38	113	79	925	11.6	28
Green	82	2636	322	640	.503	293	379	.773	245	465	710	93	204	0	87	120	45	937	11.4	28
Campbell	13	242	57	101	.564	28	39	.718	8	19	27	15	41	0	11	26	2	143	11.0	28
Cooper	61	1793	189	482	.392	97	113	.858	50	178	228	289	136	1	66	101	26	532	8.7	21
Matthews	51	706	114	248	.460	54	65	.831	16	50	66	138	65	0	25	69	3	289	5.7	18
Rambis	70	845	102	186	.548	73	93	.785	103	165	268	54	103	0	39	59	13	277	4.0	17
Wagner	40	380	62	147	.422	26	29	.897	4	24	28	61	42	0	6	22	4	152	3.8	14
Tolbert	14	82	16	28	.571	10	13	.769	9	11	20	5	14	0	3	11	3	42	3.0	9
Smrek	48	421	44	103	.427	44	66	.667	27	58	85	8	105	3	7	30	42	132	2.8	12
B. Thompson	9	38	3	13	.231	8	10	.800	2	7	9	1	11	0	1	6	0	14	1.6	4
Lamp	3	7	0	0	---	2	2	1.00	0	0	0	0	1	0	0	0	2	0.7	2	

DATE	OPPONENT	BOX SCORE	W / L	DATE	OPPONENT	BOX SCORE	W / L
Nov. 6	Seattle	W 113-109	1-0	Feb. 2	Chicago	W 110-101	34-8
Nov. 8	Houston	W 101-92	2-0	Feb. 4	@ LA Clippers	W 117-86	35-8
Nov. 10	@ San Antonio	W 133-124	3-0	Feb. 9	Indiana	L 108-110	35-9
Nov. 12	L.A. Clippers	W 111-82	4-0	Feb. 11	@ Denver	W 120-108	36-9
Nov. 14	@ Golden State	W 118-110	5-0	Feb. 12	@ San Antonio	W 133-132	37-9
Nov. 15	San Antonio	W 147-130	6-0	Feb. 14	Boston	W 115-106	38-9
Nov. 17	Portland	W 142-115	7-0	Feb. 16	L.A. Clippers	W 119-100	39-9
Nov. 20	Dallas	W 119-116	8-0	Feb. 18	@ Houston	W 111-96	40-9
Nov. 22	Milwaukee	L 116-124 (OT)	8-1	Feb. 19	@ Atlanta	W 126-119 (OT)	41-9
Nov. 24	@ Seattle	L 85-103	8-2	Feb. 21	Detroit	W 117-110	42-9
Nov. 27	Denver	W 127-119	9-2	Feb. 23	Washington	W 111-100	43-9
Dec. 1	@ Sacramento	W 125-120 (OT)	10-2	Feb. 26	Utah	W 112-105	44-9
Dec. 2	Portland	L 104-117	10-3	Feb. 28	Phoenix	W 111-97	45-9
Dec. 4	@ Milwaukee	L 83-85	10-4	Mar. 1	@ Seattle	L 100-114	45-10
Dec. 5	@ Cleveland	L 95-97	10-5	Mar. 4	Golden State	W 120-107	46-10
Dec. 8	@ New Jersey	W 98-81	11-5	Mar. 6	@ Dallas	W 108-97	47-10
Dec. 9	@ Washington	L 112-120 (OT)	11-6	Mar. 7	@ Philadelphia	W 110-104	48-10
Dec. 11	@ Boston	W 115-114	12-6	Mar. 9	@ New York	W 104-99	49-10
Dec. 13	Cleveland	W 90-89	13-6	Mar. 10	@ Chicago	L 107-128	49-11
Dec. 15	Phoenix	W 122-97	14-6	Mar. 12	Dallas	L 101-110	49-12
Dec. 17	@ Golden State	W 113-106	15-6	Mar. 14	New Jersey	W 115-105	50-12
Dec. 19	@ LA Clippers	W 108-97	16-6	Mar. 15	@ Portland	W 95-112	50-13
Dec. 20	Seattle	W 103-94	17-6	Mar. 19	@ Phoenix	L 95-102	50-14
Dec. 23	Sacramento	W 117-103	18-6	Mar. 20	@ Golden State	W 130-127	51-14
Dec. 26	@ Utah	W 117-109	19-6	Mar. 22	Houston	W 117-95	52-14
Dec. 29	Philadelphia	W 131-115	20-6	Mar. 25	Denver	L 119-120	52-15
Jan. 3	@ Portland	W 98-81	21-6	Mar. 26	@ Sacramento	L 92-114	52-16
Jan. 4	San Antonio	W 113-115	22-6	Mar. 29	Utah	W 122-111	53-16
Jan. 6	Dallas	W 103-89	23-6	Apr. 2	@ Utah	L 92-106	53-17
Jan. 8	@ Detroit	W 106-104	24-6	Apr. 3	Sacramento	W 108-104	54-17
Jan. 9	@ Indiana	W 101-98	25-6	Apr. 5	Seattle	W 94-90	55-17
Jan. 12	Golden State	W 117-113	26-6	Apr. 8	L.A. Clippers	W 126-107	56-17
Jan. 13	@ LA Clippers	L 109-110 (OT)	26-7	Apr. 9	@ Portland	L 109-119	56-18
Jan. 16	@ Phoenix	W 107-96	27-7	Apr. 12	Portland	W 109-103	57-18
Jan. 18	Houston	W 121-110	28-7	Apr. 13	@ Denver	L 106-120	57-19
Jan. 21	@ Denver	L 113-115	28-8	Apr. 15	Phoenix	W 117-114	58-19
Jan. 22	New York	L 113-112	29-8	Apr. 17	@ Houston	L 119-127	58-20
Jan. 24	@ Seattle	W 116-109	30-8	Apr. 19	@ San Antonio	W 133-126	59-20
Jan. 26	Utah	W 111-100	31-8	Apr. 20	@ Dallas	W 114-107	60-20
Jan. 28	@ Sacramento	W 115-94	32-8	Apr. 22	@ Phoenix	W 117-112	61-20
Jan. 29	Atlanta	W 117-107	33-8	Apr. 24	Golden State	W 136-100	62-20

# 1988-89 LOS ANGELES LAKERS



## 57-25 - 1ST IN PACIFIC DIVISION

Head Coach: Pat Riley  
 Asst. Coaches: Bill Bertka, Randy Pfund  
 Standing: Tony Campbell, Orlando Woolridge,  
 Mark McNamara, Mychal Thompson,  
 Jeff Lamp, David Rivers  
 Seated: A.C. Green, James Worthy,  
 Kareem Abdul-Jabbar, Michael Cooper,  
 Byron Scott, Earvin Johnson

*Western Conference Champions*

### 1988-89 REGULAR SEASON STATISTICS / GAME-BY-GAME RESULTS

	G	Min.	FGM	FGA	Pct.	FTM	FTA	Pct.	REBOUNDS					SCORING						
									Off.	Def.	Tot.	Ast.	PF	Dq.	Stl.	TO	Bk.	Pts.	Avg.	Hi
Johnson	77	2886	579	1137	.509	513	563	.911	111	496	607	988	172	0	138	312	22	1730	22.5	40
Worthy	81	2960	702	1282	.548	251	321	.782	169	320	489	288	175	0	108	182	56	1657	20.5	38
Scott	74	2605	588	1198	.491	195	226	.863	72	230	302	231	181	1	114	157	27	1448	19.6	35
Green	82	2510	401	758	.529	282	359	.786	258	481	739	103	172	0	94	119	55	1088	13.3	33
Abdul-Jabbar	74	1695	313	659	.475	122	165	.739	103	231	334	74	196	1	38	95	85	748	10.1	21
Woolridge	74	1491	231	494	.468	253	343	.738	81	189	270	58	130	0	30	103	65	715	9.7	29
Thompson	80	1994	291	521	.559	156	230	.678	157	310	467	48	224	0	58	97	59	738	9.2	27
Cooper	80	1943	213	494	.431	81	93	.871	33	158	191	314	186	0	72	94	32	587	7.3	18
Campbell	63	787	158	345	.458	70	83	.843	53	77	130	47	108	0	37	62	6	388	6.2	19
Rivers	47	440	49	122	.402	35	42	.833	13	30	43	106	50	0	23	61	9	134	2.9	10
McNamara	39	318	32	64	.500	49	78	.628	38	62	100	10	51	0	4	24	3	113	2.9	10
Lamp	37	176	27	69	.391	4	5	.800	6	28	34	15	27	0	8	16	2	60	1.6	7

DATE	OPPONENT	BOX SCORE	W / L
Nov. 4	@ Dallas	W 116-113	1-0
Nov. 5	@ San Antonio	L 107-122	1-1
Nov. 8	@ Golden State	W 114-102	2-1
Nov. 9	Denver	W 128-110	3-1
Nov. 11	Seattle	W 114-103	4-1
Nov. 15	@ Denver	W 148-146 (2 OT)	5-1
Nov. 17	@ Seattle	L 98-101	5-2
Nov. 18	Portland	W 106-105	6-2
Nov. 22	@ New York	W 110-98	7-2
Nov. 23	@ Miami	W 138-91	8-2
Nov. 26	@ Detroit	L 99-102	8-3
Nov. 28	@ Philadelphia	W 109-104	9-3
Nov. 30	Seattle	W 110-106	10-3
Dec. 2	Utah	W 113-92	11-3
Dec. 4	Washington	W 119-112 (OT)	12-3
Dec. 6	@ L.A. Clippers	W 111-102	13-3
Dec. 7	Phoenix	W 125-111	14-3
Dec. 10	@ Indiana	W 112-105	15-3
Dec. 11	@ Milwaukee	L 94-95	15-4
Dec. 13	@ Cleveland	W 111-102	16-4
Dec. 14	@ New Jersey	L 113-118 (OT)	16-5
Dec. 16	@ Boston	L 96-110	16-6
Dec. 18	@ Washington	W 110-115	16-7
Dec. 20	@ Chicago	L 103-116	16-8
Dec. 23	Sacramento	W 120-102	17-8
Dec. 25	@ Utah	L 87-101	17-9
Dec. 26	@ Phoenix	L 96-111	17-10
Dec. 28	Philadelphia	W 128-123	18-10
Dec. 30	L.A. Clippers	W 124-109	19-10
Jan. 3	@ Seattle	L 106-116	19-11
Jan. 4	Portland	W 133-120	20-11
Jan. 6	Miami	W 118-86	20-11
Jan. 8	San Antonio	W 126-96	22-11
Jan. 10	@ Sacramento	L 97-106	22-12
Jan. 13	Cleveland	W 116-95	23-12
Jan. 15	@ L.A. Clippers	W 116-95	24-12
Jan. 16	Houston	W 124-113	25-12
Jan. 18	L.A. Clippers	W 111-90	26-12
Jan. 20	Dallas	W 115-99	27-12
Jan. 24	New York	L 117-122	27-13
Jan. 27	Charlotte	W 114-97	28-13

DATE	OPPONENT	BOX SCORE	W / L
Jan. 29	@ Dallas	W 118-93	29-13
Jan. 31	@ Houston	W 125-114	30-13
Feb. 1	@ Phoenix	L 97-114	30-14
Feb. 3	Portland	W 140-129	31-14
Feb. 5	New Jersey	W 134-116	32-14
Feb. 8	Golden State	L 118-121	32-15
Feb. 14	Detroit	L 103-111	32-16
Feb. 16	@ Portland	W 110-101	33-16
Feb. 19	Boston	W 119-110	34-16
Feb. 20	@ Sacramento	W 100-97	35-16
Feb. 22	@ Utah	L 79-105	35-17
Feb. 24	Sacramento	W 115-103	36-17
Feb. 26	Phoenix	W 134-122	37-17
Mar. 1	Golden State	W 142-121	38-17
Mar. 3	Indiana	W 139-117	39-17
Mar. 5	@ Houston	L 83-88	39-18
Mar. 7	@ Atlanta	W 106-97	40-18
Mar. 8	@ Miami	W 127-87	41-18
Mar. 10	@ Charlotte	W 123-90	42-18
Mar. 12	@ Golden State	W 126-115	43-18
Mar. 13	Houston	W 97-96	44-18
Mar. 17	Dallas	W 106-103	45-18
Mar. 19	Atlanta	L 111-113	45-19
Mar. 21	Chicago	L 103-104	45-20
Mar. 23	@ Sacramento	W 115-92	46-20
Mar. 26	Phoenix	W 118-116	47-20
Mar. 28	@ Phoenix	L 104-127	47-21
Mar. 30	San Antonio	W 138-98	48-21
Apr. 1	@ Denver	L 108-114 (OT)	48-22
Apr. 2	Milwaukee	W 118-117	49-22
Apr. 4	@ Seattle	W 115-97	50-22
Apr. 7	Utah	L 97-99	50-23
Apr. 8	@ Golden State	L 116-122	50-24
Apr. 10	L.A. Clippers	W 133-116	51-24
Apr. 12	@ San Antonio	W 107-100	52-24
Apr. 15	@ L.A. Clippers	L 107-119	52-25
Apr. 16	Miami	W 121-108	53-25
Apr. 18	Denver	W 142-118	54-25
Apr. 20	Sacramento	W 118-115	55-25
Apr. 21	@ Portland	W 121-114	56-25
Apr. 23	Seattle	W 121-117	57-25



# 1989-90 LOS ANGELES LAKERS

## 63-19 - 1ST IN PACIFIC DIVISION

**Head Coach:** Pat Riley  
**Asst. Coaches:** Bill Bertka, Randy Pfund, Jim Eyen  
**Standing:** Mel McCants, Orlando Woolridge,  
 Vlade Divac, Mike Higgins,  
 Mark McNamara, Jay Vincent, Larry Drew  
**Seated:** A.C. Green, James Worthy,  
 Mychal Thompson, Michael Cooper,  
 Byron Scott, Earvin Johnson  
**Not pictured:** Steve Bucknall, Jawann Oldham



### 1989-90 REGULAR SEASON STATISTICS / GAME-BY-GAME RESULTS

	G	Min.	FGM	FGA	Pct.	FTM	FTA	Pct.	REBOUNDS		Tot.	Ast.	PF	Dq.	Sll.	TO	Bk.	SCORING		
									Off.	Def.								Pts.	Avg.	
Johnson	79	2937	546	1138	480	567	637	890	128	394	522	907	167	1	132	289	34	1765	22.3	38
Worthy	80	2960	711	1298	548	317	782	160	318	478	298	190	0	99	160	49	1685	21.1	35	
Scott	77	2593	472	1005	470	160	209	766	51	191	242	274	180	2	77	122	31	1197	15.5	33
Green	82	2709	385	806	478	278	370	751	262	450	712	90	207	0	66	116	50	1061	12.9	27
Woolridge	62	1421	306	550	556	176	240	733	49	136	185	96	160	2	39	73	46	788	12.7	24
Thompson	70	1883	281	562	500	144	204	706	173	304	477	43	207	0	33	79	73	706	10.1	24
Divac	82	1611	274	549	499	153	216	708	167	345	512	75	240	2	79	110	114	701	8.5	25
Cooper	80	1851	191	493	387	83	94	883	59	168	227	215	206	1	67	91	36	515	6.4	16
Drew	80	1333	170	383	444	46	60	767	12	86	98	217	92	0	47	95	4	418	5.2	15
Vincent	24	200	41	78	526	8	12	667	7	19	26	10	29	0	8	19	3	90	3.8	16
McNamara	33	190	38	86	442	26	40	650	22	41	63	3	11	1	2	21	1	102	3.1	15
McCants	13	65	8	26	308	6	8	750	1	5	6	2	1	0	3	1	1	22	1.7	4
Oldham†	3	9	2	3	667	1	2	500	0	1	1	1	3	0	0	1	0	5	1.7	3
Bucknall	18	75	9	33	273	5	6	833	5	2	7	10	10	0	2	11	1	23	1.3	4
Higgins*	6	18	0	0	---	1	2	500	1	0	1	1	4	0	1	0	2	1	0.2	1

DATE	OPPONENT	BOX SCORE	W / L	DATE	OPPONENT	BOX SCORE	W / L
Nov. 3	@ Dallas	W 102-94	1-0	Jan. 30	@ LA Clippers	L 104-121	31-11
Nov. 4	@ San Antonio	L 98-106	1-1	Feb. 2	Atlanta	W 112-106	32-11
Nov. 7	Phoenix	W 111-107	2-1	Feb. 4	New Jersey	W 121-105	33-11
Nov. 9	@ Golden State	W 106-95	3-1	Feb. 6	@ Portland	W 121-119 (OT)	34-11
Nov. 10	Charlotte	W 106-100	4-1	Feb. 7	Chicago	W 121-103	35-11
Nov. 12	Dallas	W 107-98	5-1	Feb. 14	Portland	L 128-132 (2 OT)	35-12
Nov. 15	Indiana	W 117-94	6-1	Feb. 15	@ Sacramento	W 101-92	36-12
Nov. 17	Denver	W 119-105	7-1	Feb. 18	Boston	W 116-110	37-12
Nov. 19	Washington	W 120-115	8-1	Feb. 20	@ San Antonio	W 115-114 (OT)	38-12
Nov. 25	@ Utah	W 92-86	9-1	Feb. 21	@ Denver	W 113-111	39-12
Nov. 26	San Antonio	W 132-112	10-1	Feb. 23	Philadelphia	W 122-116	40-12
Nov. 28	@ Houston	L 104-110	10-2	Feb. 25	Utah	L 103-104	40-13
Nov. 30	@ Sacramento	W 109-93	11-2	Feb. 28	@ Seattle	W 112-107	41-13
Dec. 1	Detroit	L 97-108 (OT)	11-3	Mar. 2	Cleveland	W 124-93	42-13
Dec. 3	New York	W 115-104	12-3	Mar. 4	Minnesota	W 115-96	43-13
Dec. 5	LA Clippers	W 111-103	13-3	Mar. 6	@ Houston	L 95-112	43-14
Dec. 7	Phoenix	W 100-96	14-3	Mar. 7	@ Dallas	W 103-91	44-14
Dec. 9	@ Washington	L 101-103	14-4	Mar. 9	Golden State	W 131-115	45-14
Dec. 10	@ Orlando	L 103-108	14-5	Mar. 11	@ Atlanta	W 123-115	46-14
Dec. 12	@ Charlotte	W 103-89	15-5	Mar. 12	@ Charlotte	W 107-102	47-14
Dec. 13	@ Miami	W 102-75	16-5	Mar. 14	@ Philadelphia	L 110-116	47-15
Dec. 15	@ Boston	W 119-110	17-5	Mar. 15	@ Cleveland	L 96-112	47-16
Dec. 16	@ New Jersey	W 99-92	18-5	Mar. 17	@ Minnesota	L 101-99	48-16
Dec. 19	@ Chicago	L 83-93	18-6	Mar. 20	Charlotte	W 109-97	49-16
Dec. 20	@ Minnesota	W 106-97 (OT)	19-6	Mar. 23	LA Clippers	W 110-102	50-16
Dec. 26	Sacramento	W 104-102	20-6	Mar. 25	Seattle	W 116-94	51-16
Dec. 29	Golden State	W 130-111	21-6	Mar. 27	@ Portland	L 111-130	51-17
Jan. 3	Denver	W 114-98	22-6	Mar. 28	@ LA Clippers	W 106-99	52-17
Jan. 6	@ Golden State	L 131-133	22-7	Mar. 30	Portland	W 135-106	53-17
Jan. 7	Miami	W 132-93	23-7	Apr. 1	Utah	W 119-103	54-17
Jan. 9	@ Phoenix	L 118-121 (OT)	23-8	Apr. 5	Sacramento	W 110-103	55-17
Jan. 10	Orlando	W 121-106	24-8	Apr. 6	@ Phoenix	W 103-99	56-17
Jan. 12	Houston	W 107-98	25-8	Apr. 8	@ Denver	W 116-109	57-17
Jan. 15	Sacramento	W 111-91	26-8	Apr. 9	Dallas	W 113-106	58-17
Jan. 17	Seattle	W 100-90	27-8	Apr. 12	@ Utah	L 104-107	58-18
Jan. 19	@ Milwaukee	L 102-103	27-9	Apr. 13	Golden State	L 131-119	59-18
Jan. 21	@ Detroit	W 107-97	28-9	Apr. 15	Houston	W 113-102	60-18
Jan. 23	@ New York	W 118-97	29-9	Apr. 17	@ Seattle	W 102-101	61-18
Jan. 24	@ Indiana	W 120-111	30-9	Apr. 19	Minnesota	W 113-89	62-18
Jan. 26	Milwaukee	W 100-91	31-9	Apr. 21	@ LA Clippers	W 125-115	63-18
Jan. 29	San Antonio	L 84-86	31-10	Apr. 22	@ Portland	L 88-130	63-19

\* Did not finish season on Laker roster; † Totals with Lakers only

# 1990-91 LOS ANGELES LAKERS



## 58-24 - 2ND IN PACIFIC DIVISION

**Head Coach:** Mike Dunleavy  
**Asst. Coaches:** Bill Bertka, Randy Pfund, Jim Egen  
**Standing:** Terry Teagle, Sam Perkins, Vlade Divac, Elden Campbell, Irving Thomas, Tony Smith  
**Sealed:** A.C. Green, James Worthy, Mychal Thompson, Earvin Johnson, Byron Scott, Larry Drew  
**Not pictured:** Tony Brown

*Western Conference Champions*

### 1990-91 REGULAR SEASON STATISTICS / GAME-BY-GAME RESULTS

	G	Min.	FGM	FGA	Pct.	FTM	FTA	Pct.	REBOUNDS			PF	Dq.	Sl.	TO	Bk.	SCORING		HI	
									Off.	Def.	Tot.						Pts.	Avg.		
Worthy	78	3008	716	1455	.492	212	266	.797	107	249	356	275	117	0	104	127	35	1670	21.4	36
Johnson	79	2933	466	976	.477	519	573	.906	105	446	551	989	150	0	102	314	17	1531	19.4	34
Scott	82	2630	501	1051	.477	118	148	.797	54	192	246	177	146	0	95	85	21	1191	14.5	32
Perkins	73	2504	368	744	.495	229	279	.821	167	371	538	108	247	2	64	103	78	983	13.5	32
Divac	82	2310	360	637	.565	196	279	.703	205	461	666	92	247	3	106	146	127	921	11.2	25
Teagle	82	1498	335	757	.443	145	177	.819	82	99	181	82	165	1	31	83	8	815	9.9	35
Green	82	2164	258	542	.476	223	302	.738	201	315	516	71	117	0	59	99	23	750	9.1	21
Thompson	72	1077	113	228	.496	62	88	.705	74	154	228	21	112	0	23	47	23	288	4.0	19
Smith	64	695	97	220	.441	40	57	.702	24	47	71	135	80	0	28	49	12	234	3.7	12
Drew	48	496	54	125	.432	17	22	.773	5	29	34	118	40	0	15	69	1	139	2.9	11
Campbell	52	380	56	123	.455	32	49	.653	40	56	96	10	71	1	11	16	38	144	2.8	12
Thomas	26	108	17	50	.340	12	21	.571	14	17	31	10	24	0	4	13	1	46	1.8	9
Brown*	7	27	2	3	.667	0	0	---	0	4	4	3	8	0	0	4	0	5	0.7	3

DATE	OPPONENT	BOX SCORE	W / L
Nov. 3	@ San Antonio	L 99-110	0-1
Nov. 6	Portland	L 123-125 (OT)	0-2
Nov. 9	Sacramento	W 100-86	1-2
Nov. 11	New York	L 103-109	1-3
Nov. 13	Phoenix	L 111-112	1-4
Nov. 15	@ Houston	W 108-103 (OT)	2-4
Nov. 16	@ Dallas	L 86-99	2-5
Nov. 18	Golden State	W 115-93	3-5
Nov. 19	@ Denver	W 122-105	4-5
Nov. 21	Denver	W 141-121	5-5
Nov. 24	Orlando	W 115-89	6-5
Nov. 28	San Antonio	W 97-80	7-5
Dec. 1	@ Phoenix	W 108-98	8-5
Dec. 4	Detroit	W 114-90	9-5
Dec. 6	@ Minnesota	W 83-73	10-5
Dec. 7	@ Utah	L 79-101	10-6
Dec. 9	Washington	W 106-99	11-6
Dec. 12	Dallas	L 97-112 (OT)	11-7
Dec. 15	@ Golden State	W 111-109	12-7
Dec. 16	Indiana	W 115-112	13-7
Dec. 18	@ New York	W 100-97	14-7
Dec. 19	@ Cleveland	L 74-84	14-8
Dec. 21	@ Chicago	L 103-114	14-9
Dec. 23	Minnesota	W 118-94	15-9
Dec. 26	@ LA Clippers	W 108-99	16-9
Dec. 30	Philadelphia	W 115-107	17-9
Jan. 3	@ Portland	W 108-104	18-9
Jan. 4	@ Golden State	L 99-115	18-10
Jan. 6	Golden State	W 135-108	19-10
Jan. 8	@ Seattle	L 88-96	19-11
Jan. 9	Utah	W 108-85	20-11
Jan. 11	Cleveland	W 105-93	21-11
Jan. 13	Houston	W 116-97	22-11
Jan. 15	Charlotte	W 128-103	23-11
Jan. 17	@ Sacramento	W 93-78	24-11
Jan. 18	Seattle	W 105-96	25-11
Jan. 21	@ Indiana	W 120-114	26-11
Jan. 22	@ Orlando	W 116-96	27-11
Jan. 24	@ Charlotte	W 113-93	28-11
Jan. 25	@ New Jersey	W 108-103 (OT)	29-11
Jan. 27	@ Boston	W 104-87	30-11

DATE	OPPONENT	BOX SCORE	W / L
Jan. 29	New Jersey	W 110-89	31-11
Jan. 31	Atlanta	W 116-103	32-11
Feb. 1	@ LA Clippers	W 106-92	33-11
Feb. 3	Chicago	W 99-86	34-11
Feb. 5	LA Clippers	W 116-102	35-11
Feb. 12	@ Phoenix	L 95-99	35-12
Feb. 13	Minnesota	L 120-106	36-12
Feb. 15	Boston	L 85-98	36-13
Feb. 17	Portland	W 106-96	37-13
Feb. 19	@ Houston	W 112-103	38-13
Feb. 21	@ Dallas	W 106-92	39-13
Feb. 22	@ Atlanta	L 102-111	39-14
Feb. 24	@ Detroit	W 102-96 (OT)	40-14
Feb. 25	@ Philadelphia	L 90-92	40-15
Feb. 28	@ Denver	W 121-108	41-15
Mar. 1	Orlando	W 115-101	42-15
Mar. 3	Houston	L 95-104	42-16
Mar. 5	@ Minnesota	L 85-94	42-17
Mar. 7	@ Milwaukee	L 94-99	42-18
Mar. 9	@ Washington	W 87-72	43-18
Mar. 10	@ Orlando	W 115-101	44-18
Mar. 12	@ Miami	W 102-95	45-18
Mar. 15	Denver	W 127-117	46-18
Mar. 17	San Antonio	W 98-91	47-18
Mar. 19	LA Clippers	W 119-105	48-18
Mar. 20	@ Seattle	L 106-114	48-19
Mar. 22	Milwaukee	L 92-99	48-20
Mar. 24	Seattle	W 113-96	49-20
Mar. 25	@ Sacramento	W 99-89	50-20
Mar. 29	Portland	L 105-109 (OT)	50-21
Mar. 31	Sacramento	W 115-87	51-21
Apr. 2	@ San Antonio	W 122-115	52-21
Apr. 4	@ Phoenix	W 102-98	53-21
Apr. 5	Miami	W 108-87	54-21
Apr. 7	Phoenix	W 93-85	55-21
Apr. 11	Utah	W 110-95	56-21
Apr. 13	@ Portland	L 113-118	56-22
Apr. 15	Dallas	W 112-106	57-22
Apr. 17	@ Golden State	L 111-118	57-23
Apr. 20	@ Utah	L 93-107	57-24
Apr. 21	Seattle	W 103-100	58-24



# 1991-92 LOS ANGELES LAKERS

## 43-39 - 6TH IN PACIFIC DIVISION

**Head Coach:** Mike Dunleavy  
**Asst. Coaches:** Bill Bertka, Randy Pfund, Jim Eym  
**Standing:** Terry Teagle, Sam Perkins, Vlade Divac, Elden Campbell, Keith Owens, Tony Smith  
**Seated:** A.C. Green, Chucky Brown, James Worthy, Sedale Threatt, Byron Scott, Rory Sparrow  
**Not pictured:** Demetrius Calip, Jack Haley, Cliff Robinson



### 1991-92 REGULAR SEASON STATISTICS / GAME-BY-GAME RESULTS

	G	Min.	FGM	FGA	Pct.	FTM	FTA	Pct.	REBOUNDS		Ast.	PF	Dq.	Stl.	TO	Blk.	SCORING			
									Off.	Def.							Pts.	Avg.	Hi	
Worthy	54	2108	450	1007	.447	166	204	.814	98	207	306	252	89	0	76	127	23	1075	19.7	37
Perkins	53	2332	361	803	.450	304	372	.817	192	364	556	141	192	1	64	83	62	1041	16.5	29
Threatt	82	3070	509	1041	.489	202	243	.831	43	210	253	593	231	1	168	182	16	1240	15.1	42
Scott	82	2679	460	1005	.458	244	291	.838	74	236	310	226	140	0	105	119	28	1218	14.9	31
Green	82	2902	382	803	.476	340	457	.744	306	456	762	117	141	0	91	111	36	1116	13.6	28
Divac	36	979	157	317	.495	86	112	.768	87	160	247	60	114	3	55	88	35	405	11.3	32
Teagle	82	1602	364	805	.452	151	197	.766	91	92	183	113	148	0	66	114	9	880	10.7	28
Campbell	81	1876	220	491	.448	138	223	.619	155	268	423	59	203	1	53	73	159	578	7.1	25
Smith	63	820	113	283	.399	49	75	.653	31	45	76	109	91	0	39	50	8	275	4.4	18
Brown†	36	381	55	118	.466	25	41	.610	29	47	76	23	41	0	9	27	7	135	3.8	16
Robinson	9	78	11	27	.407	7	8	.875	7	12	19	9	4	0	5	7	0	29	3.2	10
Sparrow†	42	471	57	143	.399	8	13	.615	3	24	27	79	55	0	12	31	5	124	3.0	12
Haley	49	394	31	84	.369	14	29	.483	31	64	95	7	75	0	7	25	8	76	1.6	11
Calip	7	58	4	18	.222	2	3	.667	1	4	5	12	8	0	1	5	0	11	1.6	3
Owens	20	80	9	32	.281	8	10	.800	8	7	15	3	11	0	5	2	4	26	1.3	8

DATE	OPPONENT	BOX SCORE	W / L	DATE	OPPONENT	BOX SCORE	W / L
Nov. 1	@ Houston	L 121-126 (OT)	0-1	Jan. 29	Golden State	W 112-99	26-16
Nov. 2	@ Dallas	W 114-113 (OT)	1-1	Jan. 30	@ Denver	W 106-96	27-16
Nov. 5	LA Clippers	L 109-114 (OT)	1-2	Feb. 2	Chicago	L 97-103	27-17
Nov. 8	@ Phoenix	L 85-113	1-3	Feb. 3	@ Phoenix	L 104-113	27-18
Nov. 10	Minnesota	W 96-86	2-3	Feb. 5	LA Clippers	W 100-95	28-18
Nov. 14	@ Golden State	W 115-112	3-3	Feb. 11	@ Minnesota	W 116-108	29-18
Nov. 15	Houston	W 86-74	4-3	Feb. 13	@ Utah	L 91-97	29-19
Nov. 17	Atlanta	W 111-89	5-3	Feb. 14	Washington	L 92-108	29-20
Nov. 19	Phoenix	W 103-95	6-3	Feb. 16	Boston	L 107-114	29-21
Nov. 22	San Antonio	W 98-96	7-3	Feb. 17	@ Golden State	L 100-116	29-22
Nov. 24	Milwaukee	W 102-97	8-3	Feb. 19	@ LA Clippers	L 94-125	29-23
Nov. 26	@ Orlando	W 98-87	9-3	Feb. 20	@ Seattle	L 103-105	29-24
Nov. 27	@ Miami	W 89-97	10-3	Feb. 22	Golden State	L 124-126	29-25
Nov. 29	@ Boston	L 91-114	10-4	Feb. 26	New York	W 81-68	30-25
Nov. 30	@ Philadelphia	W 93-91	11-4	Feb. 28	Cleveland	L 90-101	30-26
Dec. 3	@ Milwaukee	L 94-126	11-5	Mar. 1	Houston	L 97-105	30-27
Dec. 4	@ Charlotte	W 106-124	11-6	Mar. 3	@ Portland	L 101-105	30-28
Dec. 6	@ New Jersey	W 98-89	12-6	Mar. 4	New Jersey	W 101-92	31-28
Dec. 8	Dallas	W 103-88	13-6	Mar. 8	Detroit	L 93-98	31-29
Dec. 10	@ Sacramento	W 92-90	14-6	Mar. 10	@ New York	W 106-104	32-29
Dec. 11	Utah	L 95-101	14-7	Mar. 11	@ Atlanta	W 109-98	33-29
Dec. 15	Sacramento	W 110-94	15-7	Mar. 13	@ Cleveland	L 107-109 (OT)	33-30
Dec. 17	@ Chicago	W 102-89	16-7	Mar. 14	@ Washington	W 92-89	34-30
Dec. 19	@ Minnesota	L 85-93	16-8	Mar. 16	@ Indiana	L 85-98	34-31
Dec. 20	@ Detroit	L 93-112	16-9	Mar. 18	Portland	L 93-98	34-32
Dec. 22	Phoenix	L 88-100	16-10	Mar. 20	Minnesota	W 131-121	35-32
Dec. 25	@ LA Clippers	W 85-75	17-10	Mar. 26	Dallas	W 115-92 (OT)	36-32
Dec. 28	Portland	L 88-98	17-11	Mar. 27	@ Utah	W 103-92	37-32
Dec. 30	Golden State	L 99-114	17-12	Mar. 29	Philadelphia	W 117-88	38-32
Jan. 3	Indiana	L 87-114	17-13	Mar. 31	@ Houston	W 107-101	39-32
Jan. 5	Miami	W 123-111	18-13	Apr. 1	@ San Antonio	L 86-104	39-33
Jan. 7	@ Dallas	W 104-80	19-13	Apr. 3	Seattle	L 91-96	39-34
Jan. 8	@ San Antonio	L 87-103	19-14	Apr. 5	Phoenix	W 109-104	40-34
Jan. 10	Denver	W 102-88	20-14	Apr. 7	@ Seattle	L 88-117	40-35
Jan. 12	Orlando	W 112-99	21-14	Apr. 9	San Antonio	L 94-102	40-36
Jan. 15	Charlotte	W 95-93	22-14	Apr. 11	Utah	L 90-93	40-37
Jan. 18	@ Seattle	L 108-112	22-15	Apr. 13	Denver	W 100-93	41-37
Jan. 20	Seattle	W 116-110	23-15	Apr. 15	@ Denver	L 107-110	41-38
Jan. 21	@ Portland	L 92-131	23-16	Apr. 16	@ Sacramento	L 94-102	41-39
Jan. 23	@ Sacramento	W 108-105	24-16	Apr. 18	@ Portland	W 109-101	42-39
Jan. 24	Sacramento	W 95-92	25-16	Apr. 19	LA Clippers	W 109-108(OT)	43-39

# 1992-93 LOS ANGELES LAKERS



## 39-43 - 5TH IN PACIFIC DIVISION

**Head Coach:** Randy Pfund  
**Asst. Coaches:** Bill Bertka, Chet Kammerer, Larry Drew  
**Standing:** Elden Campbell, Benoit Benjamin, Viade Divac, James Edwards, Jack Haley, Alex Blackwell  
**Sealed:** A.C. Green, Anthony Peeler, Tony Smith, James Worthy, Sedale Threatt, Byron Scott, Duane Cooper  
**Not pictured:** Doug Christie, Sam Perkins

### 1992-93 REGULAR SEASON STATISTICS / GAME-BY-GAME RESULTS

	G	Min.	FGM	FGA	Pct.	FTM	FTA	Pct.	REBOUNDS					SCORING		HI				
									Off.	Def.	Tot.	Ast.	PF	Dq.	Stl.		TO	Bk.	Pts.	Avg.
Threatt	82	2893	522	1028	.508	177	215	.823	47	226	273	564	248	1	142	173	11	1235	15.1	32
Worthy	82	2359	510	1142	.447	171	211	.810	73	174	247	278	87	0	92	137	27	1221	14.9	30
Scott	58	1677	296	659	.449	156	184	.848	27	107	134	157	98	0	55	70	13	792	13.7	29
Perkins*	49	1589	242	527	.459	184	222	.829	111	268	379	128	139	0	40	76	51	673	13.7	26
Green	82	2819	379	706	.537	277	375	.739	287	424	711	116	149	0	88	116	39	1051	12.8	30
Divac	82	2525	397	819	.485	235	341	.689	220	509	729	232	311	7	128	214	140	1050	12.8	28
Peeler	77	1656	297	634	.468	162	206	.786	64	115	179	166	193	0	60	123	14	802	10.4	25
Campbell	79	1551	238	520	.458	130	204	.637	127	205	332	48	165	0	59	69	100	606	7.7	21
Edwards	52	617	122	270	.452	84	118	.712	30	70	100	41	122	0	10	51	7	328	6.3	17
Christie	23	332	45	106	.425	50	66	.758	24	27	51	53	53	0	22	50	5	142	6.2	17
Smith	55	376	133	275	.484	62	82	.756	46	41	87	63	72	1	50	40	7	330	6.0	20
Benjamin†	28	306	52	108	.481	22	37	.595	24	72	96	10	61	0	14	36	13	126	4.5	17
Cooper	65	645	62	158	.392	25	35	.714	13	37	50	150	66	0	18	69	2	156	2.4	9
Blackwell	27	109	14	42	.333	6	8	.750	10	13	23	7	14	0	4	5	2	34	1.3	8

DATE	OPPONENT	BOX SCORE	W / L	DATE	OPPONENT	BOX SCORE	W / L
Nov. 6	@ LA Clippers	W 114-112 (OT)	1-0	Jan. 31	@ Boston	W 96-87	22-20
Nov. 8	Sacramento	L 114-124	1-1	Feb. 2	Orlando	W 97-110	22-21
Nov. 10	@ Golden State	W 107-106	2-1	Feb. 4	Utah	W 114-110	23-21
Nov. 12	@ Seattle	L 102-114	2-2	Feb. 5	@ Phoenix	L 104-132	23-22
Nov. 13	LA Clippers	L 98-124	2-3	Feb. 8	Dallas	W 108-100 (OT)	24-22
Nov. 15	Golden State	W 105-102	3-3	Feb. 10	Denver	W 111-102	25-22
Nov. 20	Chicago	W 120-118	4-3	Feb. 14	Atlanta	W 135-96	26-22
Nov. 22	Denver	W 119-107	5-3	Feb. 18	@ Portland	L 103-105	26-23
Nov. 25	New Jersey	L 98-100	5-4	Feb. 24	@ Sacramento	W 104-99	27-23
Nov. 27	@ Portland	W 98-90	6-4	Feb. 24	Cleveland	L 102-114	27-24
Nov. 29	Dallas	W 114-85	7-4	Feb. 28	LA Clippers	W 124-112	28-24
Dec. 1	@ Sacramento	L 110-117	7-5	Mar. 2	@ Denver	L 115-127	28-25
Dec. 3	@ Houston	W 95-89	8-5	Mar. 3	@ Golden State	W 117-111	29-25
Dec. 4	@ Phoenix	L 93-103	8-6	Mar. 5	Philadelphia	W 101-97 (OT)	30-25
Dec. 6	Minnesota	W 107-85	9-6	Mar. 7	Charlotte	L 101-105	30-26
Dec. 9	Portland	W 124-111	10-6	Mar. 9	@ Detroit	W 123-121	31-26
Dec. 11	Washington	W 118-93	11-6	Mar. 10	@ New York	L 104-110	31-27
Dec. 13	Milwaukee	W 114-96	12-6	Mar. 12	@ Philadelphia	W 101-95	32-27
Dec. 15	@ San Antonio	W 107-101	13-6	Mar. 14	@ Atlanta	L 107-117	32-28
Dec. 16	@ Dallas	L 95-102	13-7	Mar. 15	@ San Antonio	W 92-87	33-28
Dec. 18	Phoenix	L 100-116	13-8	Mar. 17	San Antonio	L 100-101	33-29
Dec. 19	@ Denver	W 92-86	14-8	Mar. 19	Boston	L 119-129	33-30
Dec. 23	Seattle	L 79-80	14-9	Mar. 21	Detroit	L 101-106	33-31
Dec. 26	San Antonio	L 92-104	14-10	Mar. 24	Phoenix	L 105-120	33-32
Dec. 28	@ Miami	L 96-107	14-11	Mar. 26	New York	L 95-105	33-33
Dec. 30	@ Orlando	W 96-93	15-11	Mar. 28	Indiana	L 92-90	34-33
Jan. 2	@ Cleveland	L 91-106	15-12	Mar. 30	@ LA Clippers	L 93-101	34-34
Jan. 3	@ Milwaukee	L 101-109	15-13	Mar. 31	Minnesota	L 113-126	34-35
Jan. 5	@ Chicago	W 91-88	16-13	Apr. 4	Utah	L 99-111	34-36
Jan. 6	@ Minnesota	W 98-78	17-13	Apr. 6	@ Phoenix	L 114-115	34-37
Jan. 8	Sacramento	W 93-90	18-13	Apr. 8	@ Golden State	L 116-122	34-38
Jan. 10	Miami	L 89-101	18-14	Apr. 9	Portland	L 105-109	34-39
Jan. 14	@ LA Clippers	L 102-105	18-15	Apr. 11	Seattle	W 98-96	35-39
Jan. 15	Portland	W 99-96	19-15	Apr. 13	@ Houston	L 107-126	35-40
Jan. 18	Houston	L 90-110	19-16	Apr. 14	@ Dallas	W 112-99	36-40
Jan. 20	Seattle	L 101-111	19-17	Apr. 16	Houston	L 84-100	36-41
Jan. 22	@ Utah	L 94-98	19-18	Apr. 18	Golden State	W 115-112	37-41
Jan. 24	@ Washington	W 112-110 (OT)	20-18	Apr. 20	@ Minnesota	L 107-95	38-41
Jan. 26	@ New Jersey	L 91-106	20-19	Apr. 21	@ Utah	L 102-113	38-42
Jan. 28	@ Indiana	L 110-127	20-20	Apr. 23	@ Seattle	L 93-122	38-43
Jan. 29	@ Charlotte	W 123-108	21-20	Apr. 24	Sacramento	W 125-107	39-43





# 1993-94 LOS ANGELES LAKERS

## 33-49 - 5TH IN PACIFIC DIVISION

**Head Coach:** Randy Pfund, Bill Bertka, Earvin Johnson  
**Asst. Coaches:** Bill Bertka, Chet Kammerer, Larry Drew, Michael Cooper  
**Standing:** Antonio Harvey, Dan Schayes, Vlade Divac, Elden Campbell, James Edwards, Sam Bowie, Kurt Rambis  
**Seated:** Nick Van Exel, George Lynch, Anthony Peeler, Tony Smith, James Worthy, Sedale Threatt, Doug Christie, Reggie Jordan  
**Not pictured:** Trevor Wilson



### 1993-94 REGULAR SEASON STATISTICS / GAME-BY-GAME RESULTS

	G	Min.	FGM	FGA	Pct.	FTM	FTA	Pct.	REBOUNDS					SCORING						
									Off.	Def.	Tot.	Ast.	PF	Dq.	Sit.	TO	Bk.	Pts.	Avg.	
Divac	79	2685	453	895	.506	208	303	.686	282	569	851	307	288	5	92	191	112	1123	14.2	33
Peeler	30	923	176	409	.430	57	71	.803	48	61	109	94	93	0	43	59	8	423	14.1	28
Van Exel	81	2700	413	1049	.394	150	192	.781	47	191	238	466	154	1	85	145	8	1099	13.6	31
Campbell	76	2253	373	808	.462	188	273	.689	167	352	519	86	241	2	64	98	146	934	12.3	29
Threatt	81	2278	411	852	.482	138	155	.890	28	125	153	344	186	1	110	106	19	965	11.9	32
Christie	65	1515	244	562	.434	145	208	.697	93	142	235	136	186	2	89	140	28	672	10.3	33
Worthy	80	1597	340	838	.406	100	135	.741	48	133	181	154	80	0	45	97	18	812	10.2	31
Wilson*	5	126	19	39	.487	13	25	.520	12	16	28	12	17	0	5	6	1	51	10.2	16
Lynch	71	1762	291	573	.508	99	166	.596	220	190	410	96	177	1	102	87	27	681	9.6	30
Bowie	25	556	75	172	.436	72	83	.867	27	104	131	47	65	0	4	43	28	223	8.9	21
Smith	73	1617	272	617	.441	85	119	.714	106	89	195	148	128	1	59	76	14	645	8.8	25
Jordan	23	259	44	103	.427	35	51	.686	46	21	67	26	26	0	14	5	125	5.4	28	
Edwards	45	469	78	168	.464	54	79	.684	11	54	65	22	90	0	4	30	3	210	4.7	16
Rambis	50	635	59	114	.518	46	71	.648	84	105	189	32	89	0	22	26	23	164	3.3	13
Schayes†	13	133	14	38	.368	8	10	.800	15	19	34	8	18	0	5	9	2	36	2.8	11
Harvey	27	247	29	79	.367	12	26	.462	26	33	59	5	39	0	8	17	19	70	2.6	16

DATE	OPPONENT	BOX SCORE	W / L	DATE	OPPONENT	BOX SCORE	W / L
Nov. 5	@ Phoenix	W 116-108	1-0	Feb. 3	@ Houston	L 88-99	14-28
Nov. 6	@ Seattle	L 101-129	1-1	Feb. 4	@ Dallas	W 95-87	15-28
Nov. 9	Portland	L 102-109	1-2	Feb. 6	Utah	W 107-90	16-28
Nov. 10	@ Sacramento	L 101-112	1-3	Feb. 8	Phoenix	W 107-104	17-28
Nov. 12	Denver	L 84-113	1-4	Feb. 9	@ Utah	W 103-96	18-28
Nov. 14	Cleveland	W 107-100	2-4	Feb. 10	Sacramento	L 84-103	18-29
Nov. 16	LA Clippers	W 116-114 (2OT)	3-4	Feb. 15	LA Clippers	L 89-100	18-30
Nov. 18	@ Golden State	L 76-103	3-5	Feb. 18	@ Phoenix	L 96-113	18-31
Nov. 19	Chicago	L 86-88	3-6	Feb. 20	Philadelphia	W 107-95	19-31
Nov. 21	@ New Jersey	L 102-105	3-7	Feb. 24	@ Sacramento	L 90-102	19-32
Nov. 23	@ Atlanta	L 94-103	3-8	Feb. 25	San Antonio	L 110-126	19-33
Nov. 24	@ Charlotte	L 124-141	3-9	Feb. 27	Boston	W 100-97	20-33
Nov. 26	@ Indiana	W 102-100	4-9	Mar. 2	@ Chicago	W 97-89	21-33
Nov. 27	@ Minnesota	W 96-92	5-9	Mar. 4	@ Boston	L 99-109	21-34
Dec. 1	Dallas	W 124-91	6-9	Mar. 5	@ Washington	L 118-124	21-35
Dec. 4	@ LA Clippers	W 109-102	7-9	Mar. 7	@ Milwaukee	W 106-84	22-35
Dec. 5	Minnesota	L 99-101	7-10	Mar. 10	Dallas	W 106-101	23-35
Dec. 7	New York	L 78-92	7-11	Mar. 13	@ Minnesota	W 90-88	24-35
Dec. 10	@ Portland	L 99-117	7-12	Mar. 14	@ Utah	L 101-102	24-36
Dec. 12	Golden State	L 97-100	7-13	Mar. 16	Washington	W 129-94	25-36
Dec. 14	@ Detroit	W 99-93	8-13	Mar. 18	New Jersey	L 90-102	25-37
Dec. 16	@ New York	L 85-108	8-14	Mar. 20	Orlando	W 97-91	26-37
Dec. 17	@ Philadelphia	L 91-105	8-15	Mar. 21	Miami	W 84-81	27-37
Dec. 19	@ Cleveland	L 92-122	8-16	Mar. 23	@ Dallas	W 112-109	28-37
Dec. 21	@ Orlando	W 109-102	9-16	Mar. 24	@ Houston	L 107-113	28-38
Dec. 23	@ Miami	L 92-109	9-17	Mar. 27	Milwaukee	W 110-101	29-38
Dec. 26	Houston	L 93-118	9-18	Mar. 29	Minnesota	W 91-89	30-38
Dec. 29	Seattle	L 92-99	9-19	Mar. 31	@ Seattle	L 92-95	30-39
Jan. 2	@ San Antonio	L 92-94	9-20	Apr. 1	Houston	W 101-88	31-39
Jan. 4	@ Denver	W 119-118	10-20	Apr. 3	Atlanta	W 102-89	32-39
Jan. 5	@ Sacramento	L 98-106	10-21	Apr. 6	Sacramento	W 128-123 (OT)	33-39
Jan. 7	LA Clippers	W 111-108	11-21	Apr. 8	Denver	L 99-112	33-40
Jan. 9	San Antonio	L 89-95	11-22	Apr. 9	@ Portland	L 104-112	33-41
Jan. 11	Golden State	L 117-122	11-23	Apr. 12	Golden State	L 117-128	33-42
Jan. 14	Charlotte	L 122-130	11-24	Apr. 13	@ Phoenix	L 88-117	33-43
Jan. 18	@ Seattle	L 88-103	11-25	Apr. 15	Portland	L 100-105	33-44
Jan. 20	Phoenix	W 107-102	12-25	Apr. 16	@ LA Clippers	L 103-108	33-45
Jan. 21	@ Portland	L 93-111	12-26	Apr. 19	@ Denver	L 98-105	33-46
Jan. 26	Indiana	W 103-99	13-26	Apr. 20	Seattle	L 90-112	33-47
Jan. 28	Detroit	W 105-97	14-26	Apr. 23	@ Golden State	L 91-126	33-48
Feb. 1	@ San Antonio	L 97-112	14-27	Apr. 24	Utah	L 97-103	33-49

\* Did not finish season on Laker roster; † Totals with Lakers only

# 1994-95 LOS ANGELES LAKERS



## 48-34 - 3RD IN PACIFIC DIVISION

**Head Coach:** Del Harris  
**Asst. Coaches:** Bill Bertka, Michael Cooper, Larry Drew  
**Standing:** Cedric Ceballos, Elden Campbell, Sam Bowie, Vlade Divac, Anthony Harvey, Anthony Miller, Kurt Rambis  
**Sealed:** Eddie Jones, Tony Smith, Anthony Peeler,  
 Nick Van Exel, Sedale Threatt, Lloyd Daniels  
**Not pictured:** Lester Conner, Randolph Keys, George Lynch

### 1994-95 REGULAR SEASON STATISTICS / GAME-BY-GAME RESULTS

	G	Min	FGM	FGA	Pct.	FTM	FTA	Pct.	REBOUNDS					SCORING						
									Off.	Def.	Tot.	Ast.	PF	Dq.	Sil.	TO	Bk.	Pts.	Avg.	Hi
Ceballos	58	2029	497	977	.509	209	292	.716	169	295	464	105	131	1	60	143	19	1261	21.7	50
Van Exel	80	2944	465	1107	.420	235	300	.783	27	196	223	360	157	0	97	220	6	1348	16.9	40
Divac	80	2807	485	957	.507	297	382	.777	261	568	829	329	305	8	109	205	174	1277	16.0	30
Jones	64	1981	342	744	.460	122	169	.722	79	170	249	128	175	1	131	75	41	897	14.0	31
Campbell	73	2076	360	785	.459	193	290	.666	168	277	445	92	246	4	69	98	132	913	12.5	32
Peeler	73	1559	285	659	.432	102	128	.797	62	106	168	122	143	1	52	82	13	756	10.4	27
Threatt	59	1384	217	437	.497	88	111	.793	21	103	124	248	139	1	54	70	12	558	9.5	38
Danielst	25	541	71	182	.390	20	25	.800	27	29	56	36	40	0	20	23	10	185	7.4	22
Lynch	56	953	138	295	.468	62	86	.721	75	109	184	62	86	0	51	73	10	341	6.1	21
Smith	61	1024	132	309	.427	44	63	.698	43	64	107	102	111	0	46	50	7	340	5.6	19
Bowie	67	1225	118	267	.442	68	89	.764	72	216	288	118	182	4	21	91	80	306	4.6	19
Miller	46	527	70	132	.530	47	76	.618	67	85	152	35	77	2	20	38	7	189	4.1	18
Keys	6	83	9	26	.346	2	2	1.000	6	11	17	2	16	0	1	2	2	20	3.3	10
Harvey	59	572	77	176	.438	24	45	.533	39	63	102	23	87	0	15	25	41	179	3.0	18
Rambis	26	195	18	35	.514	8	12	.667	10	24	34	16	35	0	3	8	9	44	1.7	9
Conner	2	5	0	0	---	2	2	1.000	0	0	0	0	3	0	1	0	0	2	1.0	2

DATE	OPPONENT	BOX SCORE	W / L
Nov. 4	@ Detroit	W 115-98	1-0
Nov. 5	@ Milwaukee	L 96-97	1-1
Nov. 8	@ New York	L 113-117	1-2
Nov. 9	@ Minnesota	W 122-99	2-2
Nov. 11	Denver	L 117-124 (OT)	2-3
Nov. 12	@ Golden State	L 99-121	2-4
Nov. 15	@ L.A. Clippers	W 102-92	3-4
Nov. 16	New York	L 89-110	3-5
Nov. 18	Cleveland	W 82-80	4-5
Nov. 23	Dallas	W 118-106	5-5
Nov. 25	@ Atlanta	W 92-87	6-5
Nov. 26	@ Washington	W 112-96	7-5
Nov. 29	@ New Jersey	W 129-120 (2OT)	8-5
Nov. 30	@ Cleveland	L 79-117	8-6
Dec. 2	Houston	W 107-89	9-6
Dec. 6	Golden State	W 113-101	10-6
Dec. 9	L.A. Clippers	L 84-109	10-7
Dec. 10	@ Utah	W 120-113	11-7
Dec. 13	@ Dallas	W 115-108	12-7
Dec. 15	@ Houston	W 97-94	13-7
Dec. 17	@ San Antonio	L 102-116	13-8
Dec. 20	Minnesota	L 108-95	14-8
Dec. 23	Sacramento	W 100-89	15-8
Dec. 27	@ Golden State	L 105-129	15-9
Dec. 29	Seattle	W 96-95	16-9
Dec. 30	@ Phoenix	W 127-112	17-9
Jan. 3	Detroit	W 105-96	18-9
Jan. 6	Milwaukee	W 106-98	19-9
Jan. 8	Miami	W 122-105	20-9
Jan. 9	@ Portland	L 83-129	20-10
Jan. 11	Phoenix	L 108-118	20-11
Jan. 13	Golden State	W 115-104	21-11
Jan. 16	L.A. Clippers	W 96-88	22-11
Jan. 18	@ Indiana	L 105-106	22-12
Jan. 20	@ Boston	W 120-118	23-12
Jan. 21	@ Philadelphia	L 113-117 (OT)	23-13
Jan. 23	@ Charlotte	W 108-102	24-13
Jan. 25	New Jersey	W 120-116 (OT)	25-13
Jan. 28	@ Seattle	W 128-121 (OT)	26-13
Jan. 31	Chicago	L 115-119	26-14
Feb. 1	@ Phoenix	L 109-118	26-15

DATE	OPPONENT	BOX SCORE	W / L
Feb. 3	Denver	L 74-88	26-16
Feb. 4	@ L.A. Clippers	W 121-118	27-16
Feb. 7	@ Denver	W 85-83	28-16
Feb. 8	San Antonio	W 115-99	29-16
Feb. 15	Seattle	W 102-96	30-16
Feb. 16	@ Sacramento	L 82-98	30-17
Feb. 19	Portland	W 93-83	31-17
Feb. 20	@ Seattle	W 108-105	32-17
Feb. 22	Philadelphia	W 112-100	33-17
Feb. 24	Charlotte	W 95-93 (OT)	34-17
Feb. 25	@ L.A. Clippers	L 81-83	34-18
Feb. 27	Utah	L 95-101	34-19
Mar. 1	Phoenix	L 93-101	34-20
Mar. 3	Sacramento	W 109-104 (2OT)	35-20
Mar. 5	Minnesota	W 105-102	36-20
Mar. 7	@ Miami	L 104-110	36-21
Mar. 8	@ Orlando	L 110-114	36-22
Mar. 10	@ Minnesota	L 103-109	36-23
Mar. 11	@ Chicago	W 108-105	37-23
Mar. 13	Indiana	W 93-91	38-23
Mar. 15	@ Golden State	L 108-119	38-24
Mar. 17	Boston	L 92-118	38-25
Mar. 19	Sacramento	W 121-116	39-25
Mar. 22	Portland	W 121-114	40-25
Mar. 24	Washington	W 113-103	41-25
Mar. 26	Houston	W 107-96	42-25
Mar. 28	@ Houston	W 106-96	43-25
Mar. 29	@ San Antonio	L 84-107	43-26
Mar. 31	Atlanta	W 121-107	44-26
Apr. 2	Orlando	W 119-112	45-26
Apr. 4	@ Denver	W 104-101	46-26
Apr. 5	@ Dallas	L 111-130	46-27
Apr. 7	Utah	W 113-90	47-27
Apr. 9	San Antonio	L 87-101	47-28
Apr. 11	@ Utah	L 93-100	47-29
Apr. 12	@ Sacramento	L 99-109	47-30
Apr. 15	@ Phoenix	L 114-119	47-31
Apr. 16	Dallas	L 125-111	48-31
Apr. 18	Seattle	L 97-113	48-32
Apr. 20	@ Portland	L 97-111	48-33
Apr. 22	Portland	L 104-109	48-34



## 53-29 - 2ND IN PACIFIC DIVISION

**Head Coach:** Del Harris  
**Asst. Coaches:** Bill Bertka, Michael Cooper, Larry Drew  
**Standing:** Fred Roberts, Ervin Johnson, Elden Campbell, Vlade Divac, Corie Blount, Anthony Miller, Derek Strong  
**Seated:** George Lynch, Eddie Jones, Anthony Peeler, Nick Van Exel, Frankie King, Sedale Threatt, Cedric Ceballos



### 1995-96 REGULAR SEASON STATISTICS / GAME-BY-GAME RESULTS

	G	Min.	FGM	FGA	Pct.	FTM	FTA	Pct.	REBOUNDS		Tot.	Ast.	PF	Dq.	Stl.	TO	Blk.	SCORING		
									Off.	Def.								Pts.	Avg.	
Ceballos	78	2628	638	1203	.530	329	409	.804	215	321	536	119	144	0	94	167	22	1656	21.2	38
Van Exel	74	2513	396	950	.417	163	204	.799	29	152	181	509	115	0	70	156	10	1099	14.9	30
Johnson	32	958	137	294	.466	172	201	.856	40	143	183	220	48	0	26	103	13	468	14.6	30
Campbell	82	2699	447	888	.503	249	349	.713	162	461	623	181	300	4	88	137	212	1143	13.9	29
Divac	79	2470	414	807	.513	189	295	.641	198	481	679	261	274	5	76	199	131	1020	12.9	29
Jones	70	2184	337	685	.492	136	184	.739	45	188	233	246	162	0	129	99	45	893	12.8	27
Peeler	73	1608	272	626	.452	61	86	.709	45	92	137	118	139	0	59	56	10	710	9.7	25
Threatt	82	1687	241	526	.458	54	71	.761	20	75	95	269	178	0	68	74	11	596	7.3	27
Lynch	76	1012	117	272	.430	53	80	.663	82	127	209	51	106	0	47	40	10	291	3.8	14
Roberts	33	317	48	97	.495	22	28	.786	18	29	47	26	24	0	16	24	4	122	3.7	19
Strong	63	746	72	169	.426	69	85	.812	60	118	178	32	80	1	18	20	12	214	3.4	16
Blount	57	715	79	167	.473	25	44	.568	69	101	170	42	109	2	25	47	35	183	3.2	11
Miller	27	123	15	35	.429	6	10	.600	11	14	25	4	19	0	4	8	1	36	1.3	6
King	6	20	3	11	.273	1	3	.333	1	1	2	2	4	0	2	0	7	1.2	3	

DATE	OPPONENT	BOX SCORE	W / L	DATE	OPPONENT	BOX SCORE	W / L
Nov. 3	Denver	W 98-96	1-0	Jan. 27	@ New Jersey	W 100-98	24-18
Nov. 4	@ Seattle	L 89-103	1-1	Jan. 30	Golden State	W 128-118	25-18
Nov. 7	@ Minnesota	L 92-93	1-2	Feb. 2	Chicago	L 84-99	25-19
Nov. 8	@ Utah	L 98-108	1-3	Feb. 4	Utah	W 110-103	26-19
Nov. 10	Seattle	W 100-97	2-3	Feb. 6	@ Denver	W 99-78	27-19
Nov. 11	@ Golden State	L 105-123	2-4	Feb. 7	New Jersey	W 106-96	28-19
Nov. 14	@ Sacramento	W 106-100	3-4	Feb. 14	Atlanta	W 87-86	29-19
Nov. 15	Dallas	W 114-97	4-4	Feb. 16	Dallas	W 119-114	30-19
Nov. 17	@ Vancouver	W 114-91	5-4	Feb. 20	L.A. Clippers	W 121-104	31-19
Nov. 19	@ L.A. Clippers	W 109-88	6-4	Feb. 21	@ L.A. Clippers	W 112-108	32-19
Nov. 21	Portland	L 108-109	6-5	Feb. 23	@ Dallas	W 114-88	33-19
Nov. 24	Sacramento	L 98-99	6-6	Feb. 24	@ Houston	L 94-96	33-20
Nov. 25	@ Phoenix	L 113-114	6-7	Feb. 26	New York	W 114-96	34-20
Nov. 29	Phoenix	W 107-96	7-7	Feb. 28	@ Vancouver	W 99-80	35-20
Dec. 1	Vancouver	W 113-100	8-7	Mar. 1	Washington	W 100-95	36-20
Dec. 3	Indiana	W 104-96	9-7	Mar. 3	Houston	L 107-111	36-21
Dec. 5	@ San Antonio	L 87-117	9-8	Mar. 7	@ Sacramento	W 102-89	37-21
Dec. 6	@ Houston	L 99-112	9-9	Mar. 8	@ Phoenix	W 119-97	38-21
Dec. 8	Toronto	W 120-103	10-9	Mar. 12	Portland	L 99-105	38-22
Dec. 10	Detroit	W 87-82	11-9	Mar. 14	@ Golden State	W 106-103	39-22
Dec. 12	@ New York	L 82-97	11-10	Mar. 15	Milwaukee	W 117-95	40-22
Dec. 13	@ Detroit	W 101-98	12-10	Mar. 17	Orlando	L 97-98	40-23
Dec. 15	@ Washington	W 114-122	12-11	Mar. 19	Seattle	L 94-71	41-23
Dec. 16	@ Chicago	L 88-108	12-12	Mar. 21	@ Seattle	L 93-104	41-24
Dec. 19	@ Milwaukee	W 109-105	13-12	Mar. 24	Charlotte	L 94-103	41-25
Dec. 20	@ Indiana	L 98-109	13-13	Mar. 26	@ Orlando	W 113-91	42-25
Dec. 22	Sacramento	W 116-83	14-13	Mar. 27	@ Miami	W 106-95	43-25
Dec. 23	@ Portland	W 102-99	15-13	Mar. 29	@ Atlanta	W 102-89	44-25
Dec. 26	Boston	W 102-91	16-13	Mar. 31	@ Toronto	W 111-106	45-25
Dec. 28	San Antonio	L 99-107	16-14	Apr. 2	@ Charlotte	L 97-102	45-26
Dec. 30	@ Utah	L 82-99	16-15	Apr. 3	@ Cleveland	L 89-105	45-27
Jan. 2	Philadelphia	L 89-90	16-16	Apr. 5	Vancouver	W 104-94	46-27
Jan. 5	Utah	W 116-100	17-16	Apr. 7	San Antonio	L 107-97	47-27
Jan. 7	Denver	L 93-96	17-17	Apr. 9	@ Denver	L 91-98	47-28
Jan. 9	Minnesota	W 106-104	18-17	Apr. 10	@ Minnesota	W 111-98	48-28
Jan. 12	Houston	W 101-100	19-17	Apr. 12	Golden State	W 94-81	49-28
Jan. 15	Miami	W 96-88	20-17	Apr. 14	Phoenix	W 118-114	50-28
Jan. 19	@ L.A. Clippers	W 106-100	21-17	Apr. 16	@ Dallas	W 113-95	51-28
Jan. 20	Cleveland	L 82-93	21-18	Apr. 18	@ San Antonio	L 100-103	51-29
Jan. 24	@ Boston	W 124-107	22-18	Apr. 20	Minnesota	W 106-82	52-29
Jan. 26	@ Philadelphia	W 100-88	23-18	Apr. 21	@ Portland	W 92-88	53-29

# 1996-97 LOS ANGELES LAKERS



## 56-26 - 2ND IN PACIFIC DIVISION

**Head Coach:** Del Harris  
**Asst. Coaches:** Bill Bertka, Michael Cooper, Larry Drew, Kurt Rambis  
**Starting:** Jerome Kersey, Trevor Wilson, Corie Blount, Elden Campbell, Shaquille O'Neal, Travis Knight, Sean Rooks, Cedric Ceballos, Eddie Jones  
**Sealed:** Kobe Bryant, Rumeal Robinson, Nick Van Exel, Derek Fisher, Byron Scott  
**Not pictured:** Robert Horry, Joe Kleine, Larry Krystowski, George McCloud

### 1996-97 REGULAR SEASON STATISTICS / GAME-BY-GAME RESULTS

	G	Min.	FGM	FGA	Pct.	FTM	FTA	Pct.	REBOUNDS							SCORING		HI		
									Off.	Def.	Tot.	Ast.	PF	Dq.	Sil.	TO	Bk.		Pts.	Avg.
O'Neal	51	1941	552	991	.557	232	479	.484	195	445	640	159	180	2	46	146	147	1336	26.2	42
Jones	80	2998	473	1081	.438	376	337	.819	90	236	326	270	226	3	189	169	49	1374	17.2	34
Van Exel	79	2937	432	1075	.402	165	200	.825	44	182	226	672	110	0	75	212	10	1206	15.3	37
Campbell	77	2516	442	942	.469	263	370	.711	207	408	615	126	276	6	46	130	117	1148	14.9	40
Ceballos*	8	279	34	83	.410	13	15	.867	11	42	53	15	19	0	5	17	6	86	10.8	22
Horry†	22	676	75	165	.455	28	40	.700	28	90	118	56	72	1	38	26	29	203	9.2	15
Bryant	71	1103	176	422	.417	136	166	.819	47	85	132	91	102	0	49	112	23	539	7.6	24
Kersey	70	1766	194	449	.432	71	118	.602	112	255	363	89	219	0	119	74	49	476	6.8	16
Scott†	79	1440	163	379	.430	127	151	.841	21	97	118	99	72	0	46	53	16	526	6.7	19
Knight	71	1156	140	275	.509	62	100	.620	130	189	319	39	170	2	31	49	58	342	4.8	19
Blount	58	1009	92	179	.514	56	83	.675	113	163	276	35	121	2	22	50	26	241	4.2	17
McCloud†	23	286	34	96	.354	6	9	.667	7	29	36	17	20	0	9	9	0	95	4.1	16
Fisher	80	921	104	262	.397	79	120	.658	25	72	97	119	87	0	41	71	5	309	3.9	21
Rooks	69	125	87	185	.470	91	130	.700	56	107	163	42	123	1	17	51	38	265	3.8	20
Robinson*	15	126	17	48	.354	5	8	.625	2	8	10	13	12	0	5	11	2	45	3.0	10
Krystowski	3	11	1	2	.500	1	2	.500	2	3	5	3	3	0	2	1	0	3	1.0	3
Kleine*	8	30	2	8	.250	2	2	1.000	2	7	9	0	6	0	0	0	0	6	0.8	2

DATE	OPPONENT	BOX SCORE	W / L
Nov. 1	Phoenix	W 96-82	1-0
Nov. 3	Minnesota	W 91-85	2-0
Nov. 5	@ New York	W 98-92	3-0
Nov. 6	@ Charlotte	L 78-88	3-1
Nov. 8	@ Toronto	L 92-93	3-2
Nov. 10	Atlanta	W 92-85	4-2
Nov. 12	@ Houston	W 126-115 (OT)	5-2
Nov. 13	@ San Antonio	L 83-95	5-3
Nov. 15	L.A. Clippers	W 107-100	6-3
Nov. 17	@ Phoenix	W 102-88	7-3
Nov. 19	@ Golden State	W 112-109	8-3
Nov. 20	Utah	L 97-113	8-4
Nov. 22	San Antonio	W 96-86	9-4
Nov. 24	Houston	L 85-90	9-5
Nov. 26	@ Philadelphia	W 100-88	10-5
Nov. 27	@ Boston	L 94-110	10-6
Nov. 29	@ Detroit	W 84-76	11-6
Dec. 1	Denver	W 104-96	12-6
Dec. 3	Seattle	W 110-106	13-6
Dec. 4	@ Utah	L 75-101	13-7
Dec. 6	Orlando	W 92-81	14-7
Dec. 8	Minnesota	W 110-86	15-7
Dec. 10	@ Sacramento	W 92-90	16-7
Dec. 11	Indiana	W 79-76	17-7
Dec. 13	Portland	W 120-119 (OT)	18-7
Dec. 17	@ Chicago	L 123-129 (OT)	18-8
Dec. 18	@ Milwaukee	W 111-105	19-8
Dec. 21	@ Minnesota	L 88-103	19-9
Dec. 25	@ Phoenix	W 108-87	20-9
Dec. 27	Boston	W 109-102	21-9
Dec. 29	Philadelphia	W 115-102	22-9
Jan. 2	@ Sacramento	W 90-83	23-9
Jan. 3	Sacramento	W 100-93	24-9
Jan. 5	@ Vancouver	W 95-82	25-9
Jan. 6	@ Portland	L 84-88	25-10
Jan. 8	Charlotte	W 101-97	26-10
Jan. 10	Miami	W 94-85	27-10
Jan. 14	Vancouver	W 91-81	28-10
Jan. 16	Portland	L 98-102	28-11
Jan. 18	Detroit	L 97-100 (2OT)	28-12
Jan. 20	Dallas	W 109-99	29-12

DATE	OPPONENT	BOX SCORE	W / L
Jan. 24	Golden State	W 114-97	30-12
Jan. 26	@ Seattle	W 104-103	31-12
Jan. 28	@ Dallas	W 102-83	32-12
Jan. 29	@ San Antonio	W 99-92	33-12
Feb. 2	Washington	W 129-99	34-12
Feb. 4	@ L.A. Clippers	L 86-108	34-13
Feb. 5	Chicago	W 106-90	35-13
Feb. 12	@ Minnesota	W 100-84	36-13
Feb. 13	@ Denver	W 132-117	37-13
Feb. 16	Seattle	L 91-102	37-14
Feb. 19	Cleveland	L 84-103	37-15
Feb. 21	Vancouver	W 99-91	38-15
Feb. 23	New York	L 121-127 (OT)	38-16
Feb. 25	@ Houston	L 96-100	38-17
Feb. 27	@ Washington	W 122-107	39-17
Feb. 28	@ Atlanta	L 75-86	39-18
Mar. 2	@ Indiana	L 85-101	39-19
Mar. 4	@ Dallas	W 102-92	40-19
Mar. 7	Houston	L 90-111	40-20
Mar. 9	New Jersey	W 115-105	41-20
Mar. 12	Golden State	W 109-101	42-20
Mar. 14	L.A. Clippers	W 95-97	42-21
Mar. 16	Toronto	W 98-90 (OT)	43-21
Mar. 17	@ Denver	W 113-94	44-21
Mar. 20	@ Cleveland	W 89-76	45-21
Mar. 21	@ Miami	W 97-98	45-22
Mar. 23	@ Orlando	L 84-110	45-23
Mar. 24	@ New Jersey	W 109-84	46-23
Mar. 26	Milwaukee	W 106-84	47-23
Mar. 27	@ Vancouver	W 102-98 (OT)	48-23
Apr. 1	@ Seattle	W 99-97	49-23
Apr. 2	Denver	W 110-85	50-23
Apr. 4	San Antonio	L 83-94	50-24
Apr. 6	Dallas	W 87-80	51-24
Apr. 8	@ Golden State	W 109-85	52-24
Apr. 9	@ Utah	L 89-101	52-25
Apr. 11	Phoenix	L 114-98	53-25
Apr. 13	Utah	W 100-98	54-25
Apr. 17	Sacramento	W 108-99	55-25
Apr. 18	@ L.A. Clippers	W 123-95	56-25
Apr. 20	@ Portland	L 96-100	56-26

\* Did not finish season on Laker roster; † Totals with Lakers only



## 61-21 - 2ND IN PACIFIC DIVISION

**Head Coach:** Del Harris  
**Asst. Coaches:** Bill Bertka, Larry Drew, Kurt Rambis  
**Standing:** Robert Horry, Corie Blount, Shaquille O'Neal, Sean Rooks, Elden Campbell, Mario Bennett  
**Seated:** Nick Van Exel, Eddie Jones, Kobe Bryant, Rick Fox, Jon Barry, Shea Seals, Derek Fisher



### 1997-98 REGULAR SEASON STATISTICS / GAME-BY-GAME RESULTS

	G	Min.	FGM	FGA	Pct.	FTM	FTA	Pct.	REBOUNDS					SCORING						
									Off.	Def.	Tot.	Ast.	PF	Dq.	Sit.	TO	Bk.	Pts.	Avg.	HI
O'Neal	60	2175	670	1147	.584	359	681	.527	208	473	681	142	193	1	39	175	144	1699	28.3	50
Jones	90	2910	486	1005	.484	234	306	.765	85	217	302	246	164	0	160	146	55	1349	16.9	35
Bryant	79	2056	391	913	.428	363	457	.794	79	163	242	199	180	1	74	157	40	1220	15.4	33
Van Exel	64	2053	311	743	.419	136	172	.791	31	163	194	442	120	0	64	104	6	881	13.8	35
Fox	82	2709	363	771	.471	171	230	.743	78	280	358	276	309	4	100	201	48	983	12.0	31
Horry	81	1784	289	624	.463	237	342	.693	143	312	455	78	209	1	35	115	102	816	10.1	25
Campbell	72	2192	200	420	.476	117	169	.692	186	356	542	163	238	5	112	99	94	536	7.4	23
Fisher	82	1760	164	378	.434	115	152	.757	38	155	193	333	126	1	75	119	5	474	5.8	21
Bennett	45	354	80	135	.593	16	44	.364	60	66	126	18	61	0	19	21	11	177	3.9	21
Blount	70	1029	107	187	.572	39	78	.500	114	184	298	37	157	2	29	51	25	253	3.6	12
Rooks	41	425	46	101	.455	47	79	.595	46	72	118	24	68	0	2	19	23	139	3.4	15
Barry	49	374	38	104	.365	27	29	.931	8	29	37	51	33	0	24	22	3	121	2.5	13
Seals	4	9	1	8	.125	2	4	.500	3	1	4	0	1	0	1	0	0	4	1.0	2

DATE	OPPONENT	BOX SCORE	W / L	DATE	OPPONENT	BOX SCORE	W / L
Oct. 31	Utah	W 104-87	1-0	Jan. 28	New Jersey	L 95-106	31-11
Nov. 4	@ Sacramento	W 101-98	2-0	Jan. 30	Minnesota	W 121-114	32-11
Nov. 7	New York	W 99-94	3-0	Feb. 1	Chicago	W 112-87	33-11
Nov. 9	Golden State	W 132-97	4-0	Feb. 4	Portland	W 122-115	34-11
Nov. 11	@ Dallas	W 118-96	5-0	Feb. 10	@ Portland	L 105-117	34-12
Nov. 13	@ San Antonio	W 109-100	6-0	Feb. 11	Golden State	W 105-99	35-12
Nov. 14	@ Houston	W 113-103	7-0	Feb. 13	Seattle	L 108-113 (OT)	35-13
Nov. 16	Vancouver	W 121-95	8-0	Feb. 15	Houston	L 88-90	35-14
Nov. 18	@ Utah	W 97-92	9-0	Feb. 18	@ Phoenix	L 103-110	35-15
Nov. 19	Minnesota	W 118-93	10-0	Feb. 19	Denver	W 131-92	36-15
Nov. 23	L.A. Clippers	W 119-102	11-0	Feb. 22	@ Orlando	L 94-96	36-16
Nov. 25	@ Miami	L 86-103	11-1	Feb. 24	@ Milwaukee	W 98-81	37-16
Nov. 26	@ Boston	W 118-103	12-1	Feb. 25	@ Indiana	W 96-89	38-16
Nov. 28	@ Philadelphia	L 95-105	12-2	Feb. 27	@ Minnesota	W 104-91	39-16
Nov. 30	Toronto	W 105-99	13-2	Mar. 1	@ New York	L 89-101	39-17
Dec. 3	@ Denver	W 107-89	14-2	Mar. 2	@ Washington	L 86-96	39-18
Dec. 5	San Antonio	W 98-88	15-2	Mar. 4	Indiana	W 104-95	40-18
Dec. 7	Cleveland	L 84-94	15-3	Mar. 6	San Antonio	W 91-84	41-18
Dec. 8	@ Portland	L 99-105	15-4	Mar. 8	Detroit	W 96-89	42-18
Dec. 10	@ Golden State	L 92-93	15-5	Mar. 11	Portland	W 121-107	43-18
Dec. 12	Houston	W 119-102	16-5	Mar. 12	@ L.A. Clippers	W 108-85	44-18
Dec. 14	Dallas	W 119-89	17-5	Mar. 15	@ Vancouver	W 119-110	45-18
Dec. 16	@ Minnesota	W 109-96	18-5	Mar. 16	@ Seattle	L 89-101	45-19
Dec. 17	@ Chicago	L 83-104	18-6	Mar. 18	Phoenix	W 99-93	46-19
Dec. 19	@ Atlanta	W 98-96	19-6	Mar. 20	Seattle	W 93-80	47-19
Dec. 20	@ Charlotte	W 109-100	20-6	Mar. 22	@ Sacramento	W 96-93	48-19
Dec. 22	@ Houston	W 94-83	21-6	Mar. 23	@ Denver	W 107-86	49-19
Dec. 26	L.A. Clippers	W 118-114 (OT)	22-6	Mar. 25	Sacramento	W 114-91	50-19
Dec. 28	Boston	L 102-108	22-7	Mar. 28	@ Utah	L 91-106	50-20
Dec. 30	Sacramento	W 93-80	23-7	Mar. 29	Washington	W 116-89	51-20
Jan. 2	Atlanta	W 116-106	24-7	Mar. 31	@ Toronto	W 114-105	52-20
Jan. 4	Philadelphia	L 107-113	24-8	Apr. 2	@ New Jersey	W 117-106	53-20
Jan. 6	@ Vancouver	W 100-87	25-8	Apr. 3	@ Cleveland	W 105-93	54-20
Jan. 7	Milwaukee	W 114-102	26-8	Apr. 5	@ Detroit	W 105-103 (OT)	55-20
Jan. 9	@ L.A. Clippers	W 125-115	27-8	Apr. 8	Vancouver	W 113-102	56-20
Jan. 11	Charlotte	L 93-98	27-9	Apr. 10	Phoenix	L 105-114	56-21
Jan. 14	Denver	L 132-114	28-9	Apr. 11	@ Golden State	L 96-84	57-21
Jan. 17	Miami	W 108-99	29-9	Apr. 13	@ San Antonio	W 99-75	58-21
Jan. 19	Orlando	W 92-89	30-9	Apr. 14	@ Dallas	W 111-95	59-21
Jan. 21	@ Phoenix	W 119-109	31-9	Apr. 17	Dallas	W 124-95	60-21
Jan. 24	@ Seattle	L 95-101	31-10	Apr. 19	Utah	W 102-98	61-21

# 1998-99 LOS ANGELES LAKERS



## 31-19 - 2ND IN PACIFIC DIVISION

**Head Coach:** Del Harris, Bill Bertka, Kurt Rambis  
**Asst. Coaches:** Bill Bertka, Larry Drew, Kurt Rambis, Dave Wohl  
**Staffing:** J.R. Reid, Sean Rooks, Shaquille O'Neal, Travis Knight, Robert Horry, Glen Rice  
**Sealed:** Tyronn Lue, Derek Harper, Ruben Patterson, Rick Fox, Kobe Bryant, Sam Jacobson, Derek Fisher  
**Not pictured:** Corie Blount, Elden Campbell, Eddie Jones, Dennis Rodman

### 1998-99 REGULAR SEASON STATISTICS / GAME-BY-GAME RESULTS

	G	Min.	FGM	FGA	Pct.	FTM	FTA	Pct.	REBOUNDS			PF	Dq.	Sl.	TO	Blk.	SCORING			
									Off.	Def.	Tot.						Pts.	Avg.		
O'Neal	49	1705	510	885	.576	269	498	.540	187	338	525	114	155	4	36	122	82	1289	26.3	38
Bryant	50	1896	362	779	.465	245	292	.839	53	211	264	190	153	3	72	157	50	996	19.9	38
Rice	27	985	171	396	.432	77	90	.856	9	90	99	71	67	1	17	45	6	472	17.5	40
Jones*	20	724	96	227	.423	59	80	.738	20	56	76	61	42	0	35	21	24	271	13.6	21
Fox	44	944	148	330	.448	66	89	.742	26	63	89	89	114	1	28	56	10	394	9.0	24
Campbell*	17	325	44	101	.436	38	62	.613	38	58	96	8	51	2	1	22	16	126	7.4	24
Harper	45	1120	120	291	.412	26	32	.813	13	54	67	187	66	0	44	52	4	309	6.9	20
Fisher	50	1131	99	263	.376	60	79	.759	21	70	91	197	65	0	61	77	1	296	5.9	20
Reid†	25	473	44	108	.407	38	53	.717	24	75	99	23	72	1	15	23	0	126	5.0	15
Lue	15	188	28	65	.431	12	21	.571	2	4	6	25	28	0	5	11	0	75	5.0	15
Horry	38	744	67	146	.459	34	46	.739	56	96	152	56	103	2	36	49	39	188	4.9	22
Knight	37	525	67	130	.515	22	29	.759	34	94	128	31	108	2	21	35	27	156	4.2	15
Jacobson	2	12	3	5	.600	2	2	1.000	0	3	3	0	2	0	1	0	8	4.0	6	
Rooks	36	315	32	79	.405	34	48	.708	33	39	72	9	61	0	2	21	9	98	2.7	11
Patterson	24	144	21	51	.412	22	31	.710	17	13	30	2	16	0	5	12	3	65	2.7	11
Blount†	14	162	13	33	.394	6	12	.500	24	22	46	2	27	0	1	6	4	32	2.3	7
Rodman	23	657	16	46	.348	17	39	.436	62	196	258	30	71	0	10	31	12	49	2.1	7

DATE	OPPONENT	BOX SCORE	W / L
Feb. 5	Houston	W 99-91	1-0
Feb. 7	Utah	L 91-100	1-1
Feb. 8	@ San Antonio	W 80-75	2-1
Feb. 10	@ Denver	W 103-98	3-1
Feb. 11	@ Minnesota	L 75-86	3-2
Feb. 14	Indiana	L 99-101	3-3
Feb. 16	Charlotte	W 116-88	4-3
Feb. 17	Dallas	W 101-88	5-3
Feb. 19	San Antonio	W 106-94	6-3
Feb. 21	@ Seattle	L 89-92	6-4
Feb. 22	@ Denver	L 113-117 (OT)	6-5
Feb. 23	@ Vancouver	L 83-93	6-6
Feb. 25	@ L.A. Clippers	W 115-100	7-6
Feb. 26	L.A. Clippers	W 99-83	8-6
Feb. 28	Houston	W 106-90	9-6
Mar. 1	@ Phoenix	W 97-91	10-6
Mar. 3	Phoenix	W 101-95	11-6
Mar. 5	Seattle	W 103-100	12-6
Mar. 7	@ Utah	W 97-89	13-6
Mar. 9	@ L.A. Clippers	W 103-99	14-6
Mar. 10	L.A. Clippers	W 94-75	15-6
Mar. 12	Golden State	W 89-78	16-6
Mar. 14	@ Sacramento	L 101-105	16-7
Mar. 16	@ Minnesota	W 107-101	17-7
Mar. 18	@ Cleveland	L 93-100	17-8
Mar. 19	@ Philadelphia	L 90-105	17-9
Mar. 21	@ Orlando	W 115-104	18-9
Mar. 22	@ Dallas	W 96-93	19-9
Mar. 24	Phoenix	L 101-106	19-10
Mar. 26	Sacramento	L 109-111	19-11
Mar. 28	New York	W 99-91	20-11
Mar. 29	Vancouver	W 116-98	21-11
Apr. 2	@ Phoenix	W 91-90	22-11
Apr. 3	Golden State	L 76-81	22-12
Apr. 5	Denver	W 117-104	23-12
Apr. 6	Utah	L 93-106	23-13
Apr. 7	@ Sacramento	W 104-89	24-13
Apr. 9	Minnesota	W 96-89	25-13
Apr. 11	Seattle	L 109-113	25-14
Apr. 13	@ Portland	L 86-113	25-15
Apr. 17	@ Utah	L 93-109	25-16

DATE	OPPONENT	BOX SCORE	W / L
Apr. 19	Vancouver	W 117-102	26-16
Apr. 20	@ Golden State	W 106-102 (OT)	27-16
Apr. 21	@ Portland	L 82-88	27-17
Apr. 24	@ San Antonio	L 81-108	27-18
Apr. 26	@ Houston	L 80-102	27-19
Apr. 29	Portland	W 108-89	28-19
May 2	@ Seattle	W 91-84	29-19
May 3	Dallas	W 115-102	30-19
May 5	Portland	W 119-91	31-19



# 1999-00 LOS ANGELES LAKERS

## 67-15 - 1ST IN PACIFIC DIVISION

Head Coach: Phil Jackson

Asst. Coaches: Jim Cleamons, Frank Hamblen,

Tex Winter, Bill Bertka

Standing:

Tyrron Lue, Devean George,

Ron Harper, Rick Fox,

Kobe Bryant, Brian Shaw,

John Celestland, Derek Fisher

Seated:

Glen Rice, Robert Horry,

Shaquille O'Neal, Travis Knight,

John Salley, A.C. Green



*NBA Champions*

## 1999-00 REGULAR SEASON STATISTICS / GAME-BY-GAME RESULTS

	G	Min.	FGM	FGA	Pct.	FTM	FTA	Pct.	REBOUNDS					SCORING						
									Off.	Def.	Tot.	Ast.	PF	Dq.	Sil.	TO	Bk.	Pts.	Avg.	Hi
O'Neal	79	3763	956	1665	.574	432	824	.524	336	742	1078	299	255	2	36	223	239	2344	29.7	61
Bryant	66	2524	554	1183	.468	331	403	.821	108	308	416	323	220	4	106	182	62	1485	22.5	40
Rice	80	2530	421	980	.430	346	396	.874	56	271	327	176	179	0	47	114	12	1272	15.9	29
Harper	80	2042	212	531	.399	100	147	.680	96	241	337	270	164	0	85	132	39	557	7.0	18
Fox	82	1473	206	498	.414	63	78	.808	63	135	198	138	203	1	52	87	26	534	6.5	20
Fisher	78	1803	167	483	.346	105	145	.724	22	121	143	216	150	1	80	75	3	491	6.3	20
Lue	8	146	19	39	.487	6	8	.750	2	10	12	17	17	0	3	9	0	48	6.0	13
Horry	76	1685	159	363	.438	89	113	.788	133	228	361	118	189	0	84	73	80	436	5.7	20
Green	82	1929	173	387	.447	66	95	.695	160	326	486	80	127	0	53	53	18	413	5.0	14
Shaw	74	1249	123	322	.382	41	54	.759	45	171	216	201	105	0	35	75	14	305	4.1	14
Jacobson*	3	18	5	9	.556	0	2	.000	0	1	1	2	1	0	1	2	0	10	3.3	6
George	49	345	56	144	.389	27	41	.659	29	46	75	12	54	0	10	21	4	155	3.2	14
Celestland	16	185	15	45	.333	5	6	.833	1	10	11	20	22	0	7	16	0	37	2.3	8
Knight	63	410	46	118	.390	17	28	.607	46	83	129	23	88	1	6	26	23	109	1.7	9
Salley	45	303	25	69	.362	21	28	.750	20	45	65	26	67	1	8	18	14	71	1.6	8

DATE	OPPONENT	BOX SCORE	W / L	DATE	OPPONENT	BOX SCORE	W / L
Nov. 2	@ Utah	W 91-84	1-0	Jan. 24	@ Utah	L 101-105 (2OT)	33-9
Nov. 3	Vancouver	W 103-88	2-0	Jan. 28	Milwaukee	W 117-89	34-9
Nov. 6	@ Portland	L 82-97	2-1	Jan. 30	@ Houston	L 83-89	34-10
Nov. 7	Dallas	W 105-97	3-1	Feb. 1	@ San Antonio	L 81-105	34-11
Nov. 9	@ Dallas	W 123-101	4-1	Feb. 4	Utah	W 113-67	35-11
Nov. 10	@ Houston	W 89-88	5-1	Feb. 7	Denver	W 106-98	36-11
Nov. 12	Houston	L 81-97	5-2	Feb. 9	Minnesota	W 114-81	37-11
Nov. 14	Atlanta	W 93-88	6-2	Feb. 15	@ Chicago	W 88-76	38-11
Nov. 15	@ Phoenix	W 91-82	7-2	Feb. 16	@ Charlotte	W 92-85	39-11
Nov. 18	@ Denver	L 82-93	7-3	Feb. 18	@ Orlando	W 107-99 (OT)	40-11
Nov. 19	Chicago	W 103-95	8-3	Feb. 20	@ Philadelphia	W 87-84	41-11
Nov. 21	Toronto	L 102-111	8-4	Feb. 22	@ New Jersey	W 97-89	42-11
Nov. 24	Utah	W 90-82	9-4	Feb. 23	@ Cleveland	W 116-98	43-11
Nov. 26	New Jersey	W 103-80	10-4	Feb. 25	Boston	W 109-96	44-11
Nov. 30	@ Seattle	W 101-77	11-4	Feb. 27	Houston	W 101-85	45-11
Dec. 1	Golden State	W 93-75	12-4	Feb. 29	@ Portland	W 90-87	46-11
Dec. 3	Portland	W 93-80	13-4	Mar. 1	Vancouver	W 103-91	47-11
Dec. 5	Orlando	W 117-100	14-4	Mar. 3	Indiana	W 107-92	48-11
Dec. 7	Washington	W 91-80	15-4	Mar. 5	Miami	W 93-80	49-11
Dec. 8	@ Sacramento	L 91-103	15-5	Mar. 6	@ L.A. Clippers	W 123-103	50-11
Dec. 11	@ Vancouver	W 106-94	16-5	Mar. 9	@ Golden State	W 109-92	51-11
Dec. 12	Detroit	W 101-93	17-5	Mar. 12	Sacramento	W 109-106	52-11
Dec. 14	L.A. Clippers	W 95-88	18-5	Mar. 13	@ Denver	L 118-108	53-11
Dec. 16	@ Atlanta	W 95-88	19-5	Mar. 16	@ Washington	L 102-109	53-12
Dec. 17	@ Minnesota	W 97-88	20-5	Mar. 17	@ Detroit	W 110-82	54-12
Dec. 19	@ Toronto	W 94-88	21-5	Mar. 19	@ New York	W 92-85	55-12
Dec. 20	@ Boston	W 99-90	22-5	Mar. 20	@ Miami	W 100-89	56-12
Dec. 25	San Antonio	W 99-93	23-5	Mar. 22	Golden State	W 119-96	57-12
Dec. 27	Dallas	W 108-106	24-5	Mar. 24	Phoenix	W 109-101	58-12
Dec. 29	Phoenix	W 103-87	25-5	Mar. 26	@ Sacramento	W 90-89	59-12
Jan. 4	@ L.A. Clippers	W 122-98	26-5	Mar. 29	@ Vancouver	W 108-99	60-12
Jan. 5	L.A. Clippers	W 118-101	27-5	Mar. 31	Philadelphia	W 100-88	61-12
Jan. 7	Charlotte	W 87-83	28-5	Apr. 2	New York	W 106-82	62-12
Jan. 8	@ Seattle	W 110-100	29-5	Apr. 4	@ Phoenix	W 84-83	63-12
Jan. 10	Denver	W 130-95	30-5	Apr. 5	@ Golden State	W 111-104	64-12
Jan. 12	@ Milwaukee	W 103-94	31-5	Apr. 8	San Antonio	L 80-98	64-13
Jan. 14	@ Indiana	L 102-111	31-6	Apr. 10	Seattle	W 106-103 (OT)	65-13
Jan. 15	@ Minnesota	W 104-91	32-6	Apr. 14	Sacramento	W 121-114	66-13
Jan. 17	Seattle	L 81-82	32-7	Apr. 16	Minnesota	W 101-95	67-13
Jan. 19	Cleveland	W 95-86	33-7	Apr. 18	@ Dallas	L 102-112	67-14
Jan. 22	Portland	L 91-95	33-8	Apr. 19	@ San Antonio	L 98-103 (OT)	67-15

\* Did not finish season on Laker roster

# 2000-01 LOS ANGELES LAKERS



## 56-26 - 1ST IN PACIFIC DIVISION

**Head Coach:** Phil Jackson  
**Asst. Coaches:** Jim Clemons, Frank Hamblen, Tex Winter, Bill Bertka  
**Standing:** Tyrone Lue, Mike Penberthy, Ron Harper, Rick Fox, Kobe Bryant, Brian Shaw, J.R. Rider, Derek Fisher  
**Seated:** Devean George, Stanislav Medvedenko, Greg Foster, Shaquille O'Neal, Horace Grant, Robert Horry, Mark Madsen

*NBA Champions*

### 2000-01 REGULAR SEASON STATISTICS / GAME-BY-GAME RESULTS

	G	Min.	FGM	FGA	Pct.	FTM	FTA	Pct.	REBOUNDS					SCORING						
									Off.	Def.	Tot.	Ast.	PF	Dq.	Sil.	TO	Blk.	Pts.	Avg.	HI
O'Neal	74	2924	813	1422	.572	499	972	.513	291	649	940	277	256	6	47	218	204	2125	28.7	41
Bryant	68	2783	701	1510	.464	475	557	.853	104	295	399	338	222	3	114	220	43	1938	28.5	51
Fisher	20	709	77	187	.412	50	62	.806	5	54	59	87	50	0	39	29	2	229	11.5	26
Fox	82	2291	287	646	.444	95	122	.779	80	245	325	262	225	1	70	136	29	787	9.6	22
Grant	77	2390	263	569	.462	131	169	.775	220	325	545	121	181	2	51	48	61	657	8.5	19
Rider	67	1206	201	472	.426	71	83	.855	44	112	156	111	105	0	27	98	7	507	7.6	24
Harper	47	1139	127	271	.469	34	48	.708	46	120	166	113	70	0	39	62	25	307	6.5	21
Shaw	80	1833	164	411	.399	51	64	.797	48	256	304	258	159	1	49	97	27	421	5.3	22
Horry	79	1587	147	380	.387	59	83	.711	93	203	296	128	210	3	54	79	54	407	5.2	20
Penberthy	53	851	92	222	.414	28	31	.903	10	53	63	71	57	0	22	34	2	267	5.0	16
Medvedenko	7	39	12	25	.480	7	12	.583	1	8	9	2	9	0	1	3	1	32	4.6	10
Lue	38	468	50	117	.427	19	24	.792	5	27	32	45	54	1	19	27	0	130	3.4	10
George	59	593	64	207	.309	39	55	.709	35	75	110	19	87	1	15	34	15	182	3.1	10
Foster	62	451	56	133	.421	10	14	.714	29	83	112	32	76	0	9	25	12	125	2.0	13
Madsen	70	641	55	113	.487	26	37	.703	74	78	152	24	111	2	8	27	8	137	2.0	15

DATE	OPPONENT	BOX SCORE	W / L
Oct. 30	@ Portland	W 96-86	1-0
Nov. 1	Utah	L 92-97	1-1
Nov. 4	@ Vancouver	W 98-89	2-1
Nov. 5	L.A. Clippers	W 108-103	3-1
Nov. 7	@ Houston	L 74-84	3-2
Nov. 8	@ San Antonio	L 81-91	3-3
Nov. 12	Houston	W 105-99	4-3
Nov. 14	Denver	W 119-103	5-3
Nov. 16	@ Sacramento	W 112-110 (OT)	6-3
Nov. 18	@ Denver	L 86-87	6-4
Nov. 19	Chicago	W 104-96	7-4
Nov. 22	Golden State	W 111-91	8-4
Nov. 24	Minnesota	W 115-108	9-4
Nov. 27	@ L.A. Clippers	W 98-83	10-4
Nov. 28	Indiana	W 124-107	11-4
Nov. 30	@ Seattle	L 88-121	11-5
Dec. 1	San Antonio	W 109-100	12-5
Dec. 3	Dallas	W 99-97	13-5
Dec. 5	Philadelphia	W 96-85	14-5
Dec. 6	@ Golden State	L 122-125 (OT)	14-6
Dec. 8	Seattle	L 95-103	14-7
Dec. 10	Detroit	W 112-88	15-7
Dec. 12	Milwaukee	L 105-109	15-8
Dec. 13	@ Portland	L 86-96	15-9
Dec. 15	Vancouver	W 98-76	16-9
Dec. 17	@ Toronto	W 104-101 (OT)	17-9
Dec. 19	@ Miami	W 81-79	18-9
Dec. 21	@ Houston	W 99-94	19-9
Dec. 22	@ Dallas	W 108-103	20-9
Dec. 25	Portland	L 104-109	20-10
Dec. 28	@ Phoenix	W 115-78	21-10
Dec. 30	@ L.A. Clippers	W 116-114 (OT)	22-10
Jan. 3	Utah	W 82-71	23-10
Jan. 7	L.A. Clippers	L 95-118	23-11
Jan. 12	Cleveland	W 101-98	24-11
Jan. 13	@ Utah	L 103-111	24-12
Jan. 15	Vancouver	W 113-112 (OT)	25-12
Jan. 19	Houston	W 114-101	26-12
Jan. 21	Miami	L 92-103	26-13
Jan. 23	@ Seattle	L 80-91	26-14
Jan. 26	New Jersey	W 113-101	27-14

DATE	OPPONENT	BOX SCORE	W / L
Jan. 28	@ New York	L 81-91	27-15
Jan. 30	@ Cleveland	W 102-96	28-15
Jan. 31	@ Minnesota	L 83-96	28-16
Feb. 2	Charlotte	W 93-87	29-16
Feb. 4	Sacramento	W 100-94	30-16
Feb. 7	Phoenix	W 85-83	31-16
Feb. 13	@ New Jersey	W 113-110 (OT)	32-16
Feb. 14	@ Philadelphia	L 97-112	32-17
Feb. 16	@ Charlotte	W 99-94	33-17
Feb. 18	@ Indiana	L 109-110	33-18
Feb. 20	@ Dallas	W 119-109	34-18
Feb. 21	@ San Antonio	W 101-99	35-18
Feb. 23	Atlanta	W 113-106	36-18
Feb. 25	Orlando	W 106-100	37-18
Feb. 28	@ Denver	L 101-107	37-19
Mar. 3	@ Vancouver	W 98-88	38-19
Mar. 4	Golden State	W 110-95	39-19
Mar. 6	@ Golden State	W 97-85	40-19
Mar. 7	Toronto	W 97-85	41-19
Mar. 9	San Antonio	L 89-93 (OT)	41-20
Mar. 11	Seattle	L 97-109 (OT)	41-21
Mar. 13	Boston	W 112-107	42-21
Mar. 15	@ Detroit	W 125-119 (OT)	43-21
Mar. 16	@ Washington	W 101-89	44-21
Mar. 18	@ Orlando	W 95-90	45-21
Mar. 19	@ Atlanta	L 106-108	45-22
Mar. 21	@ Milwaukee	L 100-107	45-23
Mar. 23	Washington	W 104-91	46-23
Mar. 25	@ Sacramento	W 84-72	47-23
Mar. 26	@ Phoenix	L 83-104	47-24
Mar. 28	Sacramento	L 84-108	47-25
Mar. 30	Dallas	W 98-89	48-25
Apr. 1	New York	L 78-79	48-26
Apr. 3	@ Utah	W 96-88	49-26
Apr. 5	@ Chicago	W 100-88	50-26
Apr. 6	@ Boston	W 100-96	51-26
Apr. 8	@ Minnesota	W 104-99	52-26
Apr. 10	Phoenix	W 106-80	53-26
Apr. 12	Minnesota	W 119-102	54-26
Apr. 15	Portland	W 105-100	55-26
Apr. 17	Denver	W 108-91	56-26





# 2001-02 LOS ANGELES LAKERS

## 58-24 - 2ND IN PACIFIC DIVISION

**Head Coach:** Phil Jackson  
**Asst. Coaches:** Jim Cleamons, Frank Hamblen, Kurt Rambis, Tex Winter  
**Staffing:** Lindsey Hunter, Brian Shaw, Rick Fox, Kobe Bryant, Mitch Richmond, Derek Fisher  
**Seated:** Devean George, Jelani McCoy, Stanislav Medvedenko, Shaquille O'Neal, Samaki Walker, Robert Horry, Mark Madsen  
**Not pictured:** Joe Crispin, Mike Penberthy



*NBA Champions*

### 2001-2002 REGULAR SEASON STATISTICS / GAME-BY-GAME RESULTS

	G	Min.	FGM	FGA	Pct.	FTM	FTA	Pct.	REBOUNDS					Stl.	TO	Blk.	SCORING			
									Off.	Def.	Tot.	Ast.	PF				Dq.	Pts.	Avg.	Hi
O'Neal	67	2422	712	1229	.570	398	717	.555	235	480	715	200	199	2	41	171	137	1822	27.2	46
Bryant	80	3063	749	1597	.469	488	589	.829	112	329	441	438	228	1	118	223	35	2019	25.2	56
Fisher	70	1974	274	666	.411	94	111	.847	15	131	146	181	221	0	66	62	9	786	11.2	28
Fox	82	2289	255	605	.421	70	85	.824	90	299	389	283	244	2	67	132	21	645	7.9	18
George	82	1759	215	523	.411	85	126	.675	78	225	303	111	190	3	71	66	42	581	7.1	17
Horry	81	2140	183	460	.398	108	138	.783	130	349	479	232	208	1	77	88	89	550	6.8	23
Walker	69	1655	187	460	.412	86	129	.667	129	352	481	64	170	1	28	53	88	460	6.7	18
Hunter	82	1616	187	490	.382	20	40	.500	18	103	121	129	120	0	66	55	19	473	5.8	18
Medvedenko	71	729	145	304	.477	41	62	.661	85	73	158	43	119	0	29	42	11	331	4.7	18
Richmond	64	709	100	247	.405	42	44	.955	14	80	94	57	61	0	18	40	6	260	4.1	13
Shaw	58	631	61	173	.353	18	26	.692	19	93	112	89	43	0	25	32	3	169	2.9	16
Madsen	59	650	66	146	.452	35	54	.648	89	73	162	44	104	0	16	22	13	167	2.8	10
Crispin	6	27	3	12	.250	4	5	.800	0	1	1	2	2	0	1	0	10	1.7	5	
Penberthy	3	12	1	2	.500	3	4	.750	0	2	2	0	0	0	2	0	0	5	1.7	2
McCoy	21	104	12	21	.571	2	8	.250	8	17	25	7	14	0	0	8	5	26	1.2	6

DATE	OPPONENT	BOX SCORE	W / L	DATE	OPPONENT	BOX SCORE	W / L
Oct. 30	Portland	W 98-87	1-0	Jan. 29	@ Atlanta	W 127-93	30-12
Nov. 1	@ Utah	W 105-101	2-0	Jan. 30	@ Orlando	W 111-93	31-12
Nov. 2	Phoenix	W 117-94	3-0	Feb. 1	@ Memphis	W 100-85	32-12
Nov. 4	Utah	W 100-96	4-0	Feb. 3	@ Dallas	W 101-94	33-12
Nov. 9	Memphis	W 110-86	5-0	Feb. 6	Chicago	L 89-97	33-13
Nov. 11	Orlando	W 108-95	6-0	Feb. 12	Washington	W 103-94	34-13
Nov. 15	@ Houston	W 98-97 (OT)	7-0	Feb. 14	@ Seattle	W 92-87	35-13
Nov. 16	@ Phoenix	L 83-95	7-1	Feb. 15	Atlanta	L 90-93	35-14
Nov. 18	Sacramento	W 93-85	8-1	Feb. 17	@ Portland	L 105-111	35-15
Nov. 20	@ LA Clippers	W 98-93	9-1	Feb. 19	Boston	L 108-109	35-16
Nov. 21	@ Denver	W 89-68	10-1	Feb. 21	@ Cleveland	W 104-97	36-16
Nov. 23	Golden State	W 106-90	11-1	Feb. 22	@ Charlotte	W 96-94	37-16
Nov. 25	Denver	W 105-98	12-1	Feb. 24	@ New York	W 107-91	38-16
Nov. 27	Milwaukee	W 104-85	13-1	Feb. 26	@ Milwaukee	W 99-89	39-16
Nov. 30	@ Seattle	W 107-92	14-1	Feb. 27	@ Minnesota	L 101-112	39-17
Dec. 1	Minnesota	W 102-76	15-1	Mar. 1	Indiana	W 96-84	40-17
Dec. 5	Dallas	W 98-94	16-1	Mar. 3	Houston	W 95-79	41-17
Dec. 7	@ Sacramento	L 91-97	16-2	Mar. 5	New Jersey	W 101-92	42-17
Dec. 11	Seattle	L 93-104	16-3	Mar. 6	@ Utah	L 84-92	42-18
Dec. 14	LA Clippers	W 110-80	17-3	Mar. 10	New York	W 117-103	43-18
Dec. 16	Golden State	W 101-85	18-3	Mar. 12	Charlotte	W 107-66	44-18
Dec. 20	@ Houston	W 107-101	19-3	Mar. 14	@ Golden State	W 110-102	45-18
Dec. 21	@ Memphis	L 108-114	19-4	Mar. 15	LA Clippers	W 98-92	46-18
Dec. 25	Philadelphia	L 88-82	20-4	Mar. 17	Dallas	W 105-103	47-18
Dec. 26	@ Golden State	L 90-101	20-5	Mar. 19	@ Dallas	L 98-114	47-19
Dec. 28	Toronto	L 86-89	20-6	Mar. 20	@ San Antonio	L 90-108	47-20
Dec. 30	Houston	W 114-90	21-6	Mar. 22	Detroit	W 94-82	48-20
Jan. 2	@ Denver	W 87-86	22-6	Mar. 24	@ Sacramento	W 97-96	49-20
Jan. 4	Phoenix	W 118-86	23-6	Mar. 26	Cleveland	W 121-116	50-20
Jan. 6	@ Toronto	W 109-89	24-6	Mar. 27	@ Phoenix	L 106-118	51-21
Jan. 8	@ Detroit	W 121-92	25-6	Mar. 29	Portland	W 91-79	51-21
Jan. 9	@ Indiana	W 109-90	26-6	Mar. 31	San Antonio	W 96-95	52-21
Jan. 11	@ Minnesota	L 102-120	26-7	Apr. 2	@ Washington	W 113-93	53-21
Jan. 12	@ Chicago	L 104-106 (OT)	26-8	Apr. 3	@ New Jersey	L 92-94	53-22
Jan. 14	Memphis	W 120-81	27-8	Apr. 5	@ Boston	L 81-99	53-23
Jan. 16	Miami	W 96-102	27-9	Apr. 7	@ Miami	L 96-88	54-23
Jan. 19	@ San Antonio	L 98-81	28-9	Apr. 9	Utah	W 112-82	55-23
Jan. 22	Denver	L 91-107	28-10	Apr. 11	Minnesota	W 96-83	56-23
Jan. 23	@ LA Clippers	L 90-95	28-11	Apr. 14	@ Portland	L 120-128 (2OT)	56-24
Jan. 25	San Antonio	W 94-91	29-11	Apr. 15	Seattle	W 111-104	57-24
Jan. 27	@ Philadelphia	L 87-93	29-12	Apr. 17	Sacramento	W 109-95	58-24

# 2002-03 LOS ANGELES LAKERS



## 50-32 - 2ND IN PACIFIC DIVISION

**Head Coach:** Phil Jackson  
**Asst. Coaches:** Jim Clemons, Frank Hamblen, Kurt Rambis, Tex Winter  
**Staffing:** Jannero Pargo, Brian Shaw, Rick Fox, Kobe Bryant, Kareem Rush, Derek Fisher  
**Seated:** Devean George, Tracy Murray, Stanislav Medvedenko, Shaquille O'Neal, Samaki Walker, Robert Horry, Mark Madsen  
**Not pictured:** Soumaila Samake

### 2002-03 REGULAR SEASON STATISTICS / GAME-BY-GAME RESULTS

	G	Min.	FGM	FGA	Pct.	FTM	FTA	Pct.	REBOUNDS			Dq.	Stl.	TO	Blk.	SCORING		Hi		
									Off.	Def.	Tot.					Pts.	Avg.			
Bryant	82	34:01	868	1924	.451	601	713	843	106	458	564	481	218	0	181	288	67	2461	30.0	55
O'Neal	67	25:35	695	1211	.574	451	725	622	259	483	742	206	229	4	38	196	159	1841	27.5	48
Fisher	82	28:29	339	775	.437	100	125	800	40	199	239	298	195	4	93	94	15	863	10.5	24
Fox	76	21:81	262	621	.422	52	69	754	64	259	323	253	215	4	69	121	14	681	9.0	23
George	71	16:13	180	461	.390	83	105	790	91	195	286	92	180	2	56	65	38	492	6.9	25
Horry	80	23:43	184	476	.387	103	134	769	181	333	514	233	247	2	96	112	61	522	6.5	17
Walker	68	62:40	115	274	.420	66	101	653	115	253	368	64	143	4	20	56	55	296	4.4	14
Medvedenko	58	12:23	112	258	.434	31	43	721	66	75	141	18	118	0	11	37	8	255	4.4	15
Shaw	72	9:00	101	261	.387	10	15	667	20	99	119	103	62	0	32	54	13	250	3.5	20
Madsen	54	7:81	69	163	.423	36	61	590	86	73	159	38	116	0	15	27	19	174	3.2	12
Rush	76	8:72	96	244	.393	16	23	696	26	68	94	68	71	0	10	63	11	227	3.0	11
Pargo	34	34:2	37	93	.398	4	4	1,000	9	28	37	39	45	0	13	23	2	85	2.5	18
Murray	31	19:3	23	71	.324	7	9	778	5	18	23	12	22	0	5	14	3	61	2.0	10
Samake	13	77	10	24	.417	2	2	1,000	10	13	23	4	13	0	2	5	22	1.7	11	

DATE	OPPONENT	BOX SCORE	W / L
Oct. 29	San Antonio	L 82-87	0-1
Oct. 30	@ Portland	L 90-102	0-2
Nov. 1	@ LA Clippers	W 108-93	1-2
Nov. 3	Portland	W 98-95 (OT)	2-2
Nov. 5	@ Cleveland	L 70-89	2-3
Nov. 7	@ Boston	L 95-98 (OT)	2-4
Nov. 8	@ Washington	L 99-100	2-5
Nov. 12	Atlanta	L 83-95	2-6
Nov. 15	Golden State	W 96-89 (OT)	3-6
Nov. 17	Houston	L 89-93	3-7
Nov. 19	@ Dallas	L 72-98	3-8
Nov. 20	@ San Antonio	L 88-95	3-9
Nov. 22	Chicago	W 86-73	4-9
Nov. 24	Milwaukee	W 111-99	5-9
Nov. 26	@ Miami	L 85-97	5-10
Nov. 27	@ Orlando	L 102-112	5-11
Nov. 29	@ Memphis	W 112-106 (OT)	6-11
Dec. 1	Minnesota	L 107-110	6-12
Dec. 3	Memphis	W 101-91	7-12
Dec. 4	@ Utah	L 85-93	7-13
Dec. 6	Dallas	W 105-103	8-13
Dec. 8	Utah	W 110-101	9-13
Dec. 10	@ Golden State	L 102-106	9-14
Dec. 13	New Orleans	L 82-98	9-15
Dec. 15	Orlando	W 107-84	10-15
Dec. 17	@ Minnesota	L 80-96	10-16
Dec. 19	@ New Jersey	L 71-89	10-17
Dec. 20	@ Philadelphia	L 104-107 (OT)	10-18
Dec. 22	@ Toronto	W 109-107 (OT)	11-18
Dec. 25	Sacramento	L 99-105	11-19
Dec. 28	@ Denver	W 112-93	12-19
Dec. 29	Toronto	L 104-88	13-19
Jan. 4	@ Phoenix	L 93-107	13-20
Jan. 5	Phoenix	W 109-97	14-20
Jan. 7	Seattle	W 119-98	15-20
Jan. 10	Cleveland	W 115-99	16-20
Jan. 12	Miami	W 106-81	17-20
Jan. 15	@ New Orleans	W 90-82	18-20
Jan. 17	@ Houston	L 104-108 (OT)	18-21
Jan. 20	LA Clippers	W 96-92	19-21
Jan. 22	Golden State	L 110-114	19-22

DATE	OPPONENT	BOX SCORE	W / L
Jan. 24	New Jersey	L 83-89	19-23
Jan. 29	@ Phoenix	W 99-90	20-23
Jan. 31	@ Sacramento	W 124-113	21-23
Feb. 1	Utah	W 99-87	22-23
Feb. 4	@ Indiana	W 97-94	23-23
Feb. 6	@ New York	W 114-109	24-23
Feb. 11	Denver	W 121-93	25-23
Feb. 12	@ Denver	W 113-102	26-23
Feb. 14	San Antonio	L 95-103	26-24
Feb. 16	New York	L 110-117	26-25
Feb. 18	Houston	W 106-99 (2OT)	27-25
Feb. 19	@ Utah	W 93-87	28-25
Feb. 21	Portland	W 92-84	29-25
Feb. 23	Seattle	W 106-101	30-25
Feb. 25	LA Clippers	W 109-98	31-25
Feb. 27	Detroit	W 95-85	32-25
Feb. 28	@ Seattle	L 90-107	32-26
Mar. 5	Indiana	W 97-95	33-26
Mar. 7	Minnesota	W 106-96	34-26
Mar. 9	Philadelphia	W 106-92	35-26
Mar. 11	@ Chicago	L 99-116	35-27
Mar. 12	@ Detroit	L 88-111	35-28
Mar. 14	@ Minnesota	W 106-99	36-28
Mar. 15	@ Milwaukee	W 98-94	37-28
Mar. 17	@ LA Clippers	W 102-85	38-28
Mar. 20	@ Sacramento	L 99-107	38-29
Mar. 21	Boston	W 104-96	39-29
Mar. 23	@ San Antonio	L 89-98	39-30
Mar. 25	@ Atlanta	W 108-91	40-30
Mar. 26	@ Houston	W 96-93	41-30
Mar. 28	Washington	W 108-94	42-30
Mar. 30	@ Seattle	L 98-119	42-31
Mar. 31	Memphis	W 110-94	43-31
Apr. 3	@ Dallas	W 100-89	44-31
Apr. 4	@ Memphis	W 102-101	45-31
Apr. 6	Phoenix	W 115-113	46-31
Apr. 8	Dallas	W 108-99	47-31
Apr. 10	Sacramento	W 117-104	48-31
Apr. 13	@ Portland	L 99-101	48-32
Apr. 15	Denver	W 126-104	49-32
Apr. 16	@ Golden State	W 117-111	50-32



**56-26 - 1ST IN  
PACIFIC DIVISION**

**Head Coach:** Phil Jackson  
**Asst. Coaches:** Jim Cleamons, Frank Hamblen, Kurt Rambis, Tex Winter  
**Staffing:** Gary Payton, Byron Russell, Jamal Sampson, Stanislav Medvedenko, Kobe Bryant, Kareem Rush, Derek Fisher  
**Seated:** Devean George, Horace Grant, Rick Fox, Shaquille O'Neal, Karl Malone, Luke Walton, Brian Cook  
**Not pictured:** Maurice Carter, Jannero Pargo, Ime Udoka



*Western Conference Champions*

**2003-2004 REGULAR SEASON STATISTICS / GAME-BY-GAME RESULTS**

	G	Min.	FGM	FGA	Pct.	FTM	FTA	Pct.	REBOUNDS		Ast.	PF	Dq.	Sll.	TO	Blk.	SCORING			
									Off.	Def.							Pts.	Avg.		
Bryant	65	2447	516	1178	.438	454	533	.852	103	256	359	330	176	0	112	171	28	1557	24.0	45
O'Neal	67	2464	554	940	.584	331	676	.490	246	523	769	196	225	3	34	195	166	1439	21.5	37
Payton	82	2825	482	1024	.471	180	252	.714	72	270	342	449	169	0	96	151	19	1199	14.6	30
Malone	42	1373	193	400	.483	168	225	.747	61	306	367	163	116	1	50	103	20	554	13.2	20
Medvedenko	68	1442	237	537	.441	89	116	.767	148	195	343	57	191	1	38	59	18	563	8.3	26
George	82	1951	233	571	.408	73	96	.760	87	245	332	112	189	4	81	88	38	604	7.4	24
Fisher	82	1769	203	576	.352	122	153	.797	30	122	152	187	115	0	103	79	4	580	7.1	18
Rush	72	1244	190	432	.440	31	52	.596	20	77	97	59	109	0	33	48	20	459	6.4	30
Carter*	4	50	5	14	.357	11	12	.917	0	3	3	2	5	0	0	6	0	22	5.5	9
Fox	38	846	73	186	.392	22	30	.733	29	73	102	98	99	2	29	48	4	183	4.8	11
Cook	35	442	67	141	.475	21	28	.750	31	70	101	20	64	0	16	17	16	155	4.4	16
Grant	55	1106	92	224	.411	39	54	.722	79	154	233	71	70	1	24	29	21	223	4.0	14
Russell	72	945	98	244	.402	50	65	.769	32	114	146	71	110	0	32	37	12	289	4.0	17
Sampson	10	130	11	23	.478	7	12	.583	23	29	52	7	16	0	2	6	4	29	2.9	9
Walton	72	730	65	153	.425	31	44	.705	39	88	127	113	70	1	28	44	8	174	2.4	9
Udoka	4	28	3	9	.333	2	4	.500	1	4	5	2	3	0	2	3	1	8	2.0	4
Pargo*	13	63	6	16	.375	0	0	---	0	6	6	11	5	0	2	12	0	14	1.1	5

DATE	OPPONENT	BOX SCORE	W / L	DATE	OPPONENT	BOX SCORE	W / L
Oct. 28	Dallas	W 109-93	1-0	Jan. 28	Seattle	W 96-82	27-15
Nov. 1	@ Phoenix	W 103-99	2-0	Jan. 30	Minnesota	L 84-97	27-16
Nov. 2	Golden State	W 87-72	3-0	Feb. 1	@ Toronto	W 84-83	28-16
Nov. 4	@ Milwaukee	W 113-107	4-0	Feb. 2	@ Indiana	L 72-85	28-17
Nov. 6	@ San Antonio	W 120-117 (2OT)	5-0	Feb. 4	@ Cleveland	W 111-106 (OT)	29-17
Nov. 7	@ New Orleans	L 95-114	5-1	Feb. 5	@ Philadelphia	L 73-96	29-18
Nov. 10	@ Memphis	L 95-105	5-2	Feb. 8	@ Orlando	W 98-96	30-18
Nov. 12	Toronto	W 94-79	6-2	Feb. 10	@ Miami	W 98-83	31-18
Nov. 14	Detroit	W 94-89	7-2	Feb. 11	@ Houston	L 87-102	31-19
Nov. 16	Miami	W 99-77	8-2	Feb. 17	Portland	W 89-86	32-19
Nov. 18	@ Detroit	L 96-106	8-3	Feb. 18	@ Golden State	W 100-99	33-19
Nov. 19	@ New York	W 104-83	9-3	Feb. 20	Philadelphia	W 116-88	34-19
Nov. 21	Chicago	W 101-94	10-3	Feb. 22	@ Phoenix	W 104-92	35-19
Nov. 23	Memphis	W 121-89	11-3	Feb. 25	@ Denver	W 112-111	36-19
Nov. 26	Washington	W 120-99	12-3	Feb. 26	Sacramento	L 101-103	36-20
Nov. 28	San Antonio	W 103-87	13-3	Feb. 28	@ Washington	W 122-110	37-20
Nov. 30	Indiana	W 99-77	14-3	Feb. 29	@ New Jersey	W 100-83	38-20
Dec. 3	@ San Antonio	W 90-86	15-3	Mar. 2	@ Atlanta	L 93-94	38-21
Dec. 4	@ Dallas	W 114-103	16-3	Mar. 3	@ Houston	W 96-93	39-21
Dec. 7	Utah	W 94-92	17-3	Mar. 5	Seattle	W 99-91	40-21
Dec. 9	New York	W 98-90	18-3	Mar. 7	New Jersey	W 94-88	41-21
Dec. 12	Dallas	L 93-110	18-4	Mar. 8	@ Utah	L 83-88	41-22
Dec. 13	@ Portland	L 108-112	18-5	Mar. 10	@ Boston	L 117-109	42-22
Dec. 19	Denver	W 101-99	19-5	Mar. 12	@ Minnesota	L 86-96	42-23
Dec. 21	Phoenix	W 107-101	20-5	Mar. 13	@ Chicago	W 88-81	43-23
Dec. 23	@ Golden State	L 98-107	20-6	Mar. 15	Orlando	W 113-110 (OT)	44-23
Dec. 25	Houston	L 87-99	20-7	Mar. 17	@ LA Clippers	W 106-103	45-23
Dec. 28	Boston	W 105-82	21-7	Mar. 19	LA Clippers	W 106-100	46-23
Jan. 2	@ Seattle	L 109-111	21-8	Mar. 21	Milwaukee	W 104-103 (OT)	47-23
Jan. 4	@ LA Clippers	L 98-101	21-9	Mar. 24	Sacramento	W 115-91	48-23
Jan. 6	@ Minnesota	L 90-106	21-10	Mar. 26	Minnesota	W 90-73	49-23
Jan. 7	@ Denver	L 91-113	21-11	Mar. 28	Utah	W 91-84	50-23
Jan. 9	Atlanta	W 113-67	22-11	Mar. 30	New Orleans	W 107-88	51-23
Jan. 12	Cleveland	W 89-79	23-11	Apr. 1	Houston	W 93-85	52-23
Jan. 14	Denver	W 97-71	24-11	Apr. 2	@ Seattle	W 97-86	53-23
Jan. 16	@ Sacramento	L 83-103	24-12	Apr. 4	San Antonio	L 89-95	53-24
Jan. 17	LA Clippers	W 91-89	25-12	Apr. 6	Portland	L 80-91	53-25
Jan. 19	Phoenix	L 85-88	25-13	Apr. 9	Memphis	W 103-95	54-25
Jan. 21	@ Memphis	L 82-88	25-14	Apr. 11	@ Sacramento	L 85-102	54-26
Jan. 22	@ Dallas	L 87-106	25-15	Apr. 13	Golden State	W 109-104	55-26
Jan. 24	@ Utah	W 93-86	26-15	Apr. 14	@ Portland	W 105-104 (2OT)	56-26

\* Did not finish season on Laker roster

# 2004-05 LOS ANGELES LAKERS



## 34-48 - 4TH IN PACIFIC DIVISION

**Head Coach:** Rudy Tomjanovich, Frank Hamblen  
**Asst. Coaches:** Frank Hamblen, Larry Smith, Mike Wells, Melvin Hunt, Chris Bodaken, Kurt Rambis, Brian Shaw  
**Standing:** Chucky Atkins, Kobe Bryant, Sasha Vujacic, Jumaine Jones, Tony Bobbitt, Tierre Brown  
**Seated:** Devean George, Luke Walton, Lamar Odom, Chris Mihm, Vlade Divac, Stanislav Medvedenko, Brian Cook, Brian Grant, Caron Butler  
**Not pictured:** Kareem Rush

### 2004-05 REGULAR SEASON STATISTICS / GAME-BY-GAME RESULTS

	G	Min.	FGM	FGA	Pct.	FTM	FTA	Pct.	REBOUNDS					SCORING						
									Off.	Def.	Tot.	Ast.	PF	Dq.	Sl.	TO	Bk.	Pts.	Avg.	HI
Bryant	66	2689	573	1324	.433	542	664	.816	95	297	392	398	174	1	86	270	53	1819	27.6	48
Butler	77	2746	441	981	.445	275	319	.862	146	304	450	146	213	2	110	125	23	1195	15.5	34
Odom	64	2320	366	774	.473	207	298	.955	134	519	653	238	211	3	42	161	65	975	15.2	28
Atkins	82	2903	388	910	.426	163	203	.803	31	166	197	358	181	0	73	151	2	1115	13.6	30
Mihm	75	1870	280	552	.507	175	258	.678	197	305	502	50	237	1	14	110	108	735	9.8	25
Jones	76	1830	317	486	.432	55	75	.733	107	291	398	65	165	1	44	49	24	577	7.6	25
George	15	306	37	104	.356	15	20	.750	13	40	53	14	32	1	8	12	2	110	7.3	18
Cook	72	1087	176	422	.417	28	37	.757	63	153	216	35	139	3	23	29	26	458	6.4	25
Brown	76	1066	124	348	.356	59	75	.787	21	72	93	155	59	0	32	74	1	333	4.4	27
Medvedenko	43	423	71	156	.455	23	28	.821	31	48	79	13	64	0	9	13	2	165	3.8	16
Grant	69	1136	103	209	.493	57	79	.722	101	156	257	34	175	2	23	43	23	263	3.8	13
Walton	61	768	74	180	.411	34	48	.708	55	87	142	93	70	0	26	58	11	198	3.2	19
Vujacic	35	403	33	117	.282	18	19	.947	13	49	62	51	41	1	12	15	2	101	2.9	10
Bobbitt	2	12	2	5	.400	0	0	---	0	3	3	0	1	0	0	0	5	2.9	5	5
Divac	15	130	13	31	.419	8	12	.667	18	14	32	19	25	0	4	14	1	34	2.3	8
Rush*	14	91	4	20	.200	2	2	1.000	3	7	10	3	7	0	2	3	1	12	0.9	4

DATE	OPPONENT	BOX SCORE	W / L
Nov. 2	Denver	W 89-78	1-0
Nov. 3	@ Utah	L 78-104	1-1
Nov. 5	San Antonio	L 96-105	1-2
Nov. 7	Atlanta	W 106-90	2-2
Nov. 9	@ New Orleans	W 106-98	3-2
Nov. 10	@ Memphis	L 87-110	3-3
Nov. 12	@ Orlando	L 113-122	3-4
Nov. 13	@ Houston	W 84-79	4-4
Nov. 17	LA Clippers	W 103-89	5-4
Nov. 19	@ Phoenix	L 102-107	5-5
Nov. 21	Chicago	W 102-93	6-5
Nov. 23	Milwaukee	W 100-96	7-5
Nov. 26	Sacramento	L 106-109	7-6
Nov. 28	New Orleans	W 89-76	8-6
Nov. 30	@ Milwaukee	W 95-90	9-6
Dec. 1	@ Chicago	L 84-92	9-7
Dec. 3	Golden State	W 97-88	10-7
Dec. 8	Phoenix	L 110-113	10-8
Dec. 11	@ LA Clippers	W 89-87	11-8
Dec. 12	Orlando	W 103-98	12-8
Dec. 14	@ Seattle	L 93-108	12-9
Dec. 16	@ Sacramento	W 115-99	13-9
Dec. 17	Washington	L 116-120	13-10
Dec. 20	Memphis	L 72-82	13-11
Dec. 22	New Orleans	W 101-89	14-11
Dec. 25	Miami	L 102-104	14-12
Dec. 28	Toronto	W 117-99	15-12
Jan. 2	Denver	W 99-91	16-12
Jan. 4	@ San Antonio	L 83-100	16-13
Jan. 5	@ Dallas	L 104-118	16-14
Jan. 7	Houston	W 111-104	17-14
Jan. 10	@ Minnesota	L 105-96	18-14
Jan. 12	@ Denver	L 83-95	18-15
Jan. 13	Cleveland	W 98-94	19-15
Jan. 15	@ Golden State	W 104-102	20-15
Jan. 17	Utah	L 94-102	20-16
Jan. 19	Minnesota	W 93-90	21-16
Jan. 21	Golden State	W 105-101	22-16
Jan. 25	Seattle	L 93-104	22-17
Jan. 26	@ LA Clippers	L 89-105	22-18
Jan. 28	New Jersey	L 103-109	22-19

DATE	OPPONENT	BOX SCORE	W / L
Jan. 30	Charlotte	W 101-90	23-19
Feb. 1	Portland	W 92-79	24-19
Feb. 3	San Antonio	L 91-103	24-20
Feb. 6	@ Houston	L 102-103	24-21
Feb. 7	@ Atlanta	L 108-114	24-22
Feb. 9	@ New Jersey	W 104-103	25-22
Feb. 10	@ Detroit	L 81-103	25-23
Feb. 13	@ Cleveland	L 89-103	25-24
Feb. 15	Utah	W 102-95	26-24
Feb. 22	Boston	W 104-95	27-24
Feb. 23	@ Portland	W 86-83	28-24
Feb. 25	Detroit	L 90-111	28-25
Feb. 27	@ Toronto	L 102-108	28-26
Feb. 28	@ New York	L 115-117	28-27
Mar. 2	@ Boston	L 101-104	28-28
Mar. 4	Dallas	W 108-103	29-28
Mar. 6	Indiana	W 103-94	30-28
Mar. 8	LA Clippers	L 101-110	30-29
Mar. 10	@ Dallas	W 100-95	31-29
Mar. 12	@ Charlotte	W 117-116	32-29
Mar. 14	@ Washington	L 81-95	32-30
Mar. 15	@ Philadelphia	L 91-108	32-31
Mar. 17	@ Miami	L 89-102	32-32
Mar. 18	@ Indiana	L 97-103	32-33
Mar. 20	Seattle	L 100-102	32-34
Mar. 22	@ Utah	L 107-115	32-35
Mar. 24	@ Denver	L 96-117	32-36
Mar. 27	Philadelphia	L 89-96	32-37
Mar. 29	New York	W 117-107	33-37
Mar. 31	Minnesota	L 96-105	33-38
Apr. 2	@ San Antonio	L 94-95	33-39
Apr. 3	@ Memphis	L 82-102	33-40
Apr. 5	@ Phoenix	L 99-125	33-41
Apr. 7	Houston	L 100-114	33-42
Apr. 8	@ Seattle	W 117-94	34-42
Apr. 10	@ Sacramento	L 105-124	34-43
Apr. 11	Phoenix	L 97-108	34-44
Apr. 15	Sacramento	L 106-115	34-45
Apr. 17	Dallas	L 112-114	34-46
Apr. 18	@ Golden State	L 99-126	34-47
Apr. 20	@ Portland	L 103-106	34-48

\* Did not finish season on Laker roster



**45-37 - 3RD IN PACIFIC DIVISION**

**Head Coach:** Phil Jackson  
**Asst. Coaches:** Frank Hamblen, Kurt Rambis, Brian Shaw  
**Standing:** Aaron McKie, Devin Green, Kobe Bryant, Luke Walton, Sasha Vujacic, Von Wafer, Smush Parker  
**Seated:** Devean George, Ronny Turiaf, Lamar Odum, Chris Mihm, Andrew Bynum, Kwame Brown, Stanislav Medvedenko, Brian Cook  
**Not pictured:** Jim Jackson, Laron Profit



**2005-2006 REGULAR SEASON STATISTICS / GAME-BY-GAME RESULTS**

	G	Min.	FGM	FGA	Pct.	FTM	FTA	Pct.	REBOUNDS		Tot.	Ast.	PF	Dq.	Sll.	TO	Blk.	SCORING		
									Off.	Def.								Pts.	Avg.	
Bryant	80	3277	978	2173	.450	696	819	.850	71	354	425	360	233	1	147	250	30	2832	35.4	81
Odum	80	2221	445	925	.481	216	313	.690	181	557	738	443	256	4	75	213	64	1186	14.8	27
Parker	82	2773	348	779	.447	125	180	.694	37	234	271	302	213	1	140	147	16	941	11.5	24
Mihm	59	1541	230	459	.501	144	201	.716	137	236	373	61	214	5	16	83	73	604	10.2	21
Cook	81	1535	261	511	.511	84	101	.832	88	186	274	74	205	3	37	61	32	642	7.9	28
Brown	72	1978	204	388	.526	128	235	.545	182	291	473	72	196	3	27	100	46	536	7.4	21
George	71	1542	170	425	.400	58	86	.674	82	192	274	68	159	1	66	54	34	448	6.3	21
Walton	69	1333	135	328	.412	57	76	.750	88	159	247	156	119	1	41	78	15	345	5.0	17
Profit	25	279	40	84	.476	21	24	.875	8	35	43	15	25	0	11	24	5	104	4.2	14
Vujacic	82	1449	108	312	.346	46	52	.885	33	126	159	139	150	0	48	50	3	321	3.9	12
Turiaf	23	161	15	30	.500	15	27	.556	11	26	37	8	30	0	3	7	10	45	2.0	10
Jackson†	13	92	9	31	.290	0	0	---	0	12	4	5	0	0	2	5	0	22	1.7	7
Bynum	46	338	33	82	.402	8	27	.296	34	46	80	9	56	0	4	17	22	74	1.6	16
Wafer	16	73	6	38	.158	6	8	.750	5	3	8	4	12	0	3	1	0	20	1.3	9
Medvedenko	2	6	1	2	.500	0	0	---	0	0	0	1	1	0	0	0	0	2	1.0	2
Green	27	135	6	28	.214	13	21	.619	10	14	24	7	13	0	3	5	0	25	0.9	5
McKie	14	121	3	12	.250	1	2	.500	3	17	20	11	7	0	5	2	0	7	0.5	2

DATE	OPPONENT	BOX SCORE	W / L	DATE	OPPONENT	BOX SCORE	W / L
Nov. 2	@ Denver	W 99-97(OT)	1-0	Jan. 27	Golden State	W 106-105(OT)	23-19
Nov. 3	Phoenix	L 112-122	1-1	Jan. 29	@ Detroit	L 93-20	23-20
Nov. 6	Denver	W 112-92	2-1	Jan. 31	@ New York	W 130-97	24-20
Nov. 8	@ Atlanta	W 103-97	3-1	Feb. 1	@ Indiana	L 79-105	24-21
Nov. 9	@ Minnesota	L 74-88	3-2	Feb. 3	@ Charlotte	L 102-112	24-22
Nov. 11	@ Philadelphia	L 81-85	3-3	Feb. 4	@ NO/Okla. City	L 90-106	24-23
Nov. 14	@ Memphis	L 73-85	3-4	Feb. 7	@ Dallas	L 87-102	24-24
Nov. 16	New York	W 97-92	4-4	Feb. 8	@ Houston	W 89-78	25-24
Nov. 18	L.A. Clippers	L 91-97	4-5	Feb. 11	Memphis	L 99-100	25-25
Nov. 20	Chicago	L 93-96	4-6	Feb. 13	Utah	W 94-88	26-25
Nov. 24	Seattle	W 108-96	5-6	Feb. 15	Atlanta	L 110-114	26-26
Nov. 27	New Jersey	L 96-102(OT)	5-7	Feb. 21	Portland	W 99-82	27-26
Nov. 29	@ San Antonio	L 84-90	5-8	Feb. 23	Sacramento	W 106-85	28-26
Dec. 1	@ Utah	W 105-101(OT)	6-8	Feb. 24	@ L.A. Clippers	L 83-102	28-27
Dec. 2	Minnesota	L 108-113	6-9	Feb. 26	Boston	L 111-112	28-28
Dec. 4	Charlotte	W 99-98	7-9	Feb. 28	Orlando	W 102-87	29-28
Dec. 6	@ Milwaukee	W 111-92	8-9	Mar. 1	@ Portland	L 93-99	29-29
Dec. 7	@ Toronto	W 102-91	9-9	Mar. 3	@ Golden State	W 106-94	30-29
Dec. 9	@ Chicago	W 93-80	10-9	Mar. 4	Detroit	W 105-94	31-29
Dec. 10	@ Minnesota	L 82-95	10-10	Mar. 6	San Antonio	L 96-103	31-30
Dec. 12	@ Dallas	W 109-106	11-10	Mar. 8	@ NO/Okla. City	W 113-107	32-30
Dec. 14	@ Memphis	W 94-79	12-10	Mar. 10	@ San Antonio	W 100-92	33-30
Dec. 16	Washington	W 97-91	13-10	Mar. 12	Seattle	L 113-120	33-31
Dec. 18	Houston	L 74-76	13-11	Mar. 14	@ Sacramento	L 98-114	33-32
Dec. 20	Dallas	W 112-90	14-11	Mar. 15	Minnesota	W 92-89	34-32
Dec. 23	@ Orlando	W 104-88	15-11	Mar. 17	@ New Jersey	L 89-92	34-33
Dec. 25	@ Miami	L 92-97	15-12	Mar. 19	@ Cleveland	L 95-96	34-34
Dec. 26	@ Washington	L 91-94	15-13	Mar. 20	@ Boston	W 105-97	35-34
Dec. 28	Memphis	L 99-100(OT)	15-14	Mar. 22	Sacramento	W 87-80	36-34
Jan. 1	Utah	L 94-98	15-15	Mar. 24	Milwaukee	W 101-96	37-34
Jan. 3	@ Utah	L 80-90	15-16	Mar. 26	NO/Okla. City	W 105-94	38-34
Jan. 6	Philadelphia	W 119-93	16-16	Mar. 30	San Antonio	L 85-96	38-35
Jan. 7	@ L.A. Clippers	W 112-109	17-16	Mar. 31	@ Seattle	W 106-93	39-35
Jan. 9	Indiana	W 96-90	18-16	Apr. 2	Houston	W 104-88	40-35
Jan. 11	@ Portland	L 103-113	18-17	Apr. 6	@ Denver	L 108-110(OT)	40-36
Jan. 12	Cleveland	W 99-98	19-17	Apr. 7	@ Phoenix	L 96-107	40-37
Jan. 14	@ Golden State	W 110-104	20-17	Apr. 9	L.A. Clippers	W 100-83	41-37
Jan. 16	Miami	W 100-92	21-17	Apr. 11	Golden State	W 111-100	42-37
Jan. 19	@ Sacramento	L 109-118(OT)	21-18	Apr. 14	Portland	W 110-99	43-37
Jan. 20	@ Phoenix	L 93-106	21-19	Apr. 16	Phoenix	W 109-89	44-37
Jan. 22	Toronto	W 122-104	22-19	Apr. 19	NO/Oklahoma City	W 115-95	45-37

# 2006-07 LOS ANGELES LAKERS



## 42-40 - 2ND IN PACIFIC DIVISION

**Head Coach:** Phil Jackson  
**Asst. Coaches:** Jim Clemons, Frank Hamblen, Kurt Rambis, Brian Shaw  
**Starting:** Shammond Williams, Aaron McKie, Kobe Bryant, Sasha Vujacic, Maurice Evans, Smush Parker, Jordan Farmar  
**Seated:** Luke Walton, Ronny Turiaf, Lamar Odom, Chris Mihm, Andrew Bynum, Kwame Brown, Vladimir Radmanovic, Brian Cook

### 2006-07 REGULAR SEASON STATISTICS / GAME-BY-GAME RESULTS

	G	Min.	FGM	FGA	Pct.	FTM	FTA	Pct.	REBOUNDS					SCORING						
									Off.	Def.	Tot.	Ast.	PF	Dq.	Sil.	TO	Bk.	Pts.	Avg.	HI
Bryant	77	3140	813	1757	.463	667	768	.868	75	364	439	413	205	2	111	255	36	2430	31.6	65
Odom	56	2202	319	661	.468	198	283	.700	102	445	547	270	182	5	53	163	32	690	15.9	34
Walton	60	1982	264	557	.474	108	145	.745	87	215	302	257	117	2	60	118	21	684	11.4	25
Parker	82	2457	342	785	.436	113	175	.646	45	161	206	228	211	4	119	153	10	907	11.1	26
Brown	41	1132	143	242	.591	59	134	.440	81	163	244	75	124	0	39	76	49	345	8.4	18
Evens	76	1732	234	542	.432	122	155	.787	93	128	221	74	126	0	38	57	14	638	8.4	26
Bynum	82	1793	247	443	.558	143	214	.668	139	345	484	94	249	5	12	115	128	637	7.8	20
Cook	65	1018	185	408	.453	34	47	.723	61	154	215	65	134	3	25	51	27	450	6.9	26
Radmanovic	55	986	134	316	.424	53	73	.726	53	127	180	66	125	2	25	69	18	361	6.6	27
Turiaf	72	1087	147	268	.549	89	134	.664	88	171	259	63	202	5	17	52	78	383	5.3	23
Farmar	72	1090	124	294	.422	27	38	.711	22	97	119	137	77	0	44	73	7	320	4.4	17
Vujacic	73	935	105	268	.392	43	49	.878	28	79	107	64	103	1	41	30	1	313	4.3	18
Williams	30	345	35	86	.407	4	6	.667	11	29	40	31	20	0	12	13	0	94	3.1	14
McKie	10	131	11	17	.647	0	0	---	1	17	18	13	14	0	4	8	0	22	2.2	12

DATE	OPPONENT	BOX SCORE	W / L
Oct. 31	Phoenix	W 114-106	1-0
Nov. 1	@ Golden State	W 110-98	2-0
Nov. 3	Seattle	W 118-112	3-0
Nov. 5	@ Seattle	L 101-117	3-1
Nov. 7	Minnesota	W 95-88	4-1
Nov. 8	@ Portland	L 90-101	4-2
Nov. 10	Detroit	L 83-97	4-3
Nov. 12	Memphis	W 91-81	5-3
Nov. 17	Toronto	W 107-100	6-3
Nov. 19	Chicago	W 82-72	7-3
Nov. 21	L.A. Clippers	W 105-101	8-3
Nov. 24	@ Utah	L 108-114	8-4
Nov. 26	New Jersey	W 99-93	9-4
Nov. 28	Milwaukee	L 105-109	9-5
Nov. 30	Utah	W 132-102	10-5
Dec. 2	@ L.A. Clippers	W 97-88	11-5
Dec. 4	Indiana	W 101-87	12-5
Dec. 6	NO/Oklahoma City	L 89-105	12-6
Dec. 8	Atlanta	W 106-95	13-6
Dec. 10	San Antonio	W 106-99	14-6
Dec. 12	@ Houston	W 102-94	15-6
Dec. 13	@ Dallas	L 101-110	15-7
Dec. 15	Houston	W 112-101(2OT)	16-7
Dec. 17	Washington	L 141-147(2OT)	16-8
Dec. 19	@ Chicago	L 89-94	16-9
Dec. 20	@ Minnesota	W 111-94	17-9
Dec. 22	@ New Jersey	W 99-95	18-9
Dec. 25	@ Miami	L 85-101	18-10
Dec. 27	@ Orlando	W 106-93	19-10
Dec. 29	@ Charlotte	L 124-133(3OT)	19-11
Dec. 31	Philadelphia	W 104-94	20-11
Jan. 4	@ Sacramento	W 132-128(OT)	21-11
Jan. 5	Denver	W 123-104	22-11
Jan. 7	@ Dallas	W 101-98	23-11
Jan. 9	@ Memphis	L 118-128	23-12
Jan. 10	@ Houston	L 77-102	23-13
Jan. 12	Orlando	W 109-106	24-13
Jan. 15	Miami	W 124-118(OT)	25-13
Jan. 17	@ San Antonio	W 100-96	26-13
Jan. 18	@ Dallas	L 95-114	26-14
Jan. 20	@ NO/Oklahoma City	L 103-113	26-15

DATE	OPPONENT	BOX SCORE	W / L
Jan. 22	Golden State	W 108-103	27-15
Jan. 26	Charlotte	L 97-106(OT)	27-16
Jan. 28	San Antonio	L 94-96(OT)	27-17
Jan. 30	@ New York	L 94-99	27-18
Jan. 31	@ Boston	W 111-98	28-18
Feb. 2	@ Indiana	L 84-95	28-19
Feb. 3	@ Washington	W 118-102	29-19
Feb. 5	@ Atlanta	W 90-83	30-19
Feb. 8	@ Detroit	L 78-93	30-20
Feb. 9	@ Toronto	L 92-96	30-21
Feb. 11	@ Cleveland	L 90-99	30-22
Feb. 13	New York	L 106-107	30-23
Feb. 15	Cleveland	L 108-114	30-24
Feb. 21	Portland	L 108-112	30-25
Feb. 23	Boston	W 122-96	31-25
Feb. 25	@ Golden State	W 102-85	32-25
Feb. 26	@ Utah	W 102-94	33-25
Mar. 2	Sacramento	L 108-116	33-26
Mar. 4	@ Phoenix	L 94-99	33-27
Mar. 6	@ Minnesota	L 107-117(2OT)	33-28
Mar. 7	@ Milwaukee	L 90-110	33-29
Mar. 9	@ Philadelphia	L 92-108	33-30
Mar. 11	Dallas	L 72-108	33-31
Mar. 15	@ Denver	L 86-113	33-32
Mar. 16	Portland	W 116-111(OT)	34-32
Mar. 18	Minnesota	W 109-102	35-32
Mar. 22	@ Memphis	W 121-119	36-32
Mar. 23	@ NO/Oklahoma City	W 111-105	37-32
Mar. 25	Golden State	W 115-113	38-32
Mar. 27	Memphis	L 86-88	38-33
Mar. 30	Houston	L 104-107(OT)	38-34
Apr. 1	Sacramento	W 126-103	39-34
Apr. 3	Denver	L 105-111	39-35
Apr. 4	@ L.A. Clippers	L 82-90	39-36
Apr. 6	@ Seattle	W 112-109	40-36
Apr. 8	Phoenix	L 107-115	40-37
Apr. 9	@ Denver	L 111-115	40-38
Apr. 12	L.A. Clippers	L 110-118	40-39
Apr. 13	@ Phoenix	L 85-93	40-40
Apr. 15	Seattle	W 109-98	41-40
Apr. 18	@ Sacramento	W 117-106	42-40



**57-25 - 1ST IN  
PACIFIC DIVISION**

**Head Coach:** Phil Jackson  
**Asst. Coaches:** Jim Cleamons, Frank Hamblen, Kurt Rambis, Brian Shaw  
**Standing:** Derek Fisher, Coby Karl, Kobe Bryant, Trevor Ariza, Sasha Vujacic, Jordan Farmar  
**Seated:** Vladimir Radmanovic, Lamar Odom, DJ Mbenga, Chris Mihm, Andrew Bynum, Pau Gasol, Ronny Turiaf, Luke Walton  
**Not pictured:** Kwame Brown, Brian Cook, Javaris Crittenton, Maurice Evans, Ira Newble



*Western Conference Champions*

**2007-2008 REGULAR SEASON STATISTICS / GAME-BY-GAME RESULTS**

	G	Min.	FGM	FGA	Pct.	FTM	FTA	Pct.	REBOUNDS					SCORING						
									Off.	Def.	Tot.	Ast.	PF	Dq.	Stl.	TO	Bk.	Pts.	Avg.	HI
Bryant	82	3192	775	1690	.459	623	742	.840	94	423	517	441	227	1	151	257	40	2323	28.3	53
Gasol†	27	918	196	333	.589	116	147	.789	61	150	211	95	54	0	14	44	42	508	18.8	31
Odom	77	2921	417	795	.525	229	328	.698	197	622	819	273	222	3	75	156	72	1094	14.2	31
Bynum	35	1008	189	297	.636	82	118	.695	105	251	356	61	98	2	12	52	72	460	13.1	28
Fisher	82	2249	339	777	.436	166	188	.883	24	146	170	239	188	0	86	90	3	956	11.7	28
Farmar	82	1690	291	631	.461	53	78	.679	39	144	183	225	105	0	77	108	5	749	9.1	24
Vujacic	72	1279	219	482	.454	76	91	.835	19	135	154	72	107	0	36	52	5	632	8.8	22
Radmanovic	65	1483	198	437	.453	52	65	.800	56	159	215	123	147	1	46	73	12	543	8.4	21
Walton	74	1729	215	478	.450	77	109	.706	85	206	291	218	133	1	60	100	18	535	7.2	19
Turiaf	78	1458	188	397	.474	140	186	.753	95	211	306	128	199	3	28	72	108	516	6.6	16
Ariza†	24	431	55	105	.524	41	60	.683	25	59	84	36	36	0	26	18	8	156	6.5	15
Brown*	23	509	53	103	.515	26	64	.406	31	100	131	28	58	0	16	37	19	132	5.7	10
Evans*	7	96	9	28	.321	12	15	.800	4	5	9	12	10	0	5	0	1	31	4.4	8
Mihm	23	278	32	95	.337	18	27	.667	28	49	77	13	42	0	4	17	14	82	3.6	11
Crittenton*	22	171	26	53	.491	19	28	.679	7	14	21	18	12	0	7	22	0	72	3.3	19
Cook*	6	70	4	21	.190	4	4	1.000	4	6	10	3	6	0	2	4	0	14	2.3	10
Mbengast	26	196	30	61	.492	4	10	.400	15	26	41	9	38	1	4	9	16	64	2.4	8
Karl	17	71	9	26	.346	8	10	.800	3	11	14	9	1	0	4	5	2	30	1.8	6
Newble†	6	31	3	9	.333	0	0	---	6	5	11	3	5	0	1	3	1	7	1.2	3

DATE	OPPONENT	BOX SCORE	W / L	DATE	OPPONENT	BOX SCORE	W / L
Oct. 30	Houston	L 93-95	0-1	Jan. 27	Cleveland	L 95-98	27-15
Nov. 2	@ Phoenix	W 119-98	1-1	Jan. 29	New York	W 120-109	28-15
Nov. 4	Utah	W 119-109	2-1	Jan. 31	@ Detroit	L 89-90	28-16
Nov. 6	New Orleans	L 104-118	2-2	Feb. 1	@ Toronto	W 121-101	29-16
Nov. 9	Minnesota	W 107-93	3-2	Feb. 3	@ Washington	W 103-91	30-16
Nov. 13	@ San Antonio	L 92-107	3-3	Feb. 5	@ New Jersey	W 105-90	31-16
Nov. 14	@ Houston	W 93-90	4-3	Feb. 6	@ Atlanta	L 95-98	31-17
Nov. 16	Detroit	W 103-91	5-3	Feb. 8	@ Orlando	W 117-113	32-17
Nov. 18	Chicago	W 106-78	6-3	Feb. 10	@ Miami	W 104-94	33-17
Nov. 20	@ Indiana	W 134-114	7-3	Feb. 11	@ Charlotte	W 106-97	34-17
Nov. 21	@ Milwaukee	L 103-110	7-4	Feb. 13	@ Minnesota	W 117-92	35-17
Nov. 23	@ Boston	L 94-107	7-5	Feb. 19	Atlanta	W 122-93	36-17
Nov. 25	New Jersey	L 100-102	7-6	Feb. 20	@ Phoenix	W 130-124	37-17
Nov. 27	Seattle	W 106-99	8-6	Feb. 23	@ L.A. Clippers	W 113-95	38-17
Nov. 29	Denver	W 127-99	9-6	Feb. 24	@ Seattle	W 111-91	39-17
Nov. 30	@ Utah	L 96-120	9-7	Feb. 26	Portland	W 96-83	40-17
Dec. 2	Orlando	L 97-104	9-8	Feb. 28	Miami	W 106-88	41-17
Dec. 4	@ Minnesota	W 116-95	10-8	Feb. 29	@ Portland	L 111-119	41-18
Dec. 5	@ Denver	W 111-107	11-8	Mar. 2	Dallas	W 108-104(OT)	42-18
Dec. 9	Golden State	W 123-113	12-8	Mar. 4	@ Sacramento	W 117-105	43-18
Dec. 13	San Antonio	W 102-97	13-8	Mar. 7	L.A. Clippers	W 119-82	44-18
@ Dec. 14	@ Golden State	L 106-108	13-9	Mar. 9	Sacramento	W 113-114	44-19
Dec. 16	L.A. Clippers	W 113-92	14-9	Mar. 11	Toronto	L 117-108	45-19
Dec. 18	@ Chicago	W 103-91	15-9	Mar. 14	@ New Orleans	L 98-108	45-20
Dec. 20	@ Cleveland	L 90-94	15-10	Mar. 16	@ Houston	L 92-104	45-21
Dec. 21	@ Philadelphia	W 106-101	16-10	Mar. 18	@ Dallas	W 102-100	46-21
Dec. 23	@ New York	W 95-90	17-10	Mar. 20	@ Utah	W 106-95	47-21
Dec. 25	Phoenix	W 122-115	18-10	Mar. 21	Seattle	W 130-105	48-21
Dec. 28	Utah	W 123-109	19-10	Mar. 23	Golden State	L 111-115	48-22
Dec. 30	Boston	L 91-110	19-11	Mar. 24	@ Golden State	W 123-119(OT)	49-22
Jan. 4	Philadelphia	W 124-93	20-11	Mar. 26	Charlotte	L 95-108	49-23
Jan. 6	Indiana	W 112-96	21-11	Mar. 28	Memphis	L 111-114	49-24
Jan. 8	@ Memphis	W 117-101	22-11	Mar. 30	Washington	W 126-120(OT)	50-24
Jan. 9	@ New Orleans	W 109-80	23-11	Apr. 2	Portland	W 104-91	51-24
Jan. 11	Milwaukee	W 110-105	24-11	Apr. 4	Dallas	W 112-108	52-24
Jan. 13	Memphis	W 100-99	25-11	Apr. 6	@ Sacramento	W 114-92	53-24
Jan. 14	@ Seattle	W 123-121(OT)	26-11	Apr. 8	@ Portland	L 103-112	53-25
Jan. 17	Phoenix	L 98-106	26-12	Apr. 10	@ L.A. Clippers	W 106-78	54-25
Jan. 21	Denver	W 116-99	27-12	Apr. 11	New Orleans	W 107-104	55-25
Jan. 23	@ San Antonio	L 91-103	27-13	Apr. 13	San Antonio	W 106-85	56-25
Jan. 25	@ Dallas	L 105-112	27-14	Apr. 15	Sacramento	W 124-101	57-25

\* Did not finish season on Laker roster; † Totals with Lakers only

# 2008-09 LOS ANGELES LAKERS



## 65-17 - 1ST IN PACIFIC DIVISION

**Head Coach:** Phil Jackson  
**Asst. Coaches:** Jim Clemons, Frank Hamblen, Kurt Rambis, Brian Shaw  
**Starting:** Derek Fisher, Shannon Brown, Adam Morrison, Kobe Bryant, Sasha Vujacic, Jordan Farmar  
**Seated:** Luke Walton, Josh Powell, DJ Mbenga, Pau Gasol, Andrew Bynum, Lamar Odom, Sun Yue, Trevor Ariza  
**Not pictured:** Chris Mihm, Vladimir Radmanovic

*NBA Champions*

### 2008-09 REGULAR SEASON STATISTICS / GAME-BY-GAME RESULTS

	G	Min.	FGM	FGA	Pct.	FTM	FTA	Pct.	REBOUNDS					SCORING		HI				
									Off.	Def.	Tot.	Ast.	PF	Dq.	Stl.		TO	Bk.	Pts.	Avg.
Bryant	82	2960	800	1713	.467	483	564	.856	90	339	429	399	189	1	120	210	37	2201	26.8	61
Gasol	81	2999	592	1045	.567	443	439	.781	262	518	780	284	172	0	52	157	81	1528	18.9	36
Bynum	50	1446	281	502	.560	152	215	.707	137	261	398	71	157	1	18	85	90	714	14.3	42
Odom	78	2316	346	703	.492	160	257	.623	176	461	637	204	235	5	77	138	98	885	11.3	28
Fisher	82	2441	292	688	.424	110	130	.846	25	163	188	261	187	0	95	72	6	814	9.9	27
Ariza	82	1999	274	596	.460	120	169	.710	111	241	352	145	166	1	137	87	24	729	8.9	26
Farmar	65	1192	161	412	.391	45	77	.584	22	95	117	155	105	0	57	87	10	416	6.4	18
Radmanovic	46	771	95	214	.444	23	27	.852	18	99	117	38	51	0	28	47	7	273	5.9	18
Vujacic	80	1293	155	401	.387	70	76	.921	19	116	135	113	154	0	77	35	7	461	5.8	17
Walton	65	1166	134	307	.436	41	57	.719	55	125	180	177	105	1	32	69	10	326	5.0	14
Powell	60	703	106	239	.444	38	50	.760	71	105	176	27	98	0	9	51	17	250	4.2	17
Brown†	18	136	22	42	.524	7	9	.889	3	17	20	10	9	0	4	9	2	58	3.2	10
Mbenga†	23	181	27	57	.474	7	8	.875	9	22	31	9	23	0	10	13	24	61	2.7	10
Mihm*	18	105	15	40	.375	6	7	.857	15	19	34	10	33	1	10	6	36	2.0	10	
Morrison†	8	44	4	12	.333	1	2	.500	2	6	8	3	4	0	0	3	0	10	1.3	5
Sun	10	28	3	11	.273	0	0	---	0	0	0	2	10	0	1	3	1	6	0.6	4

DATE	OPPONENT	BOX SCORE	W / L	DATE	OPPONENT	BOX SCORE	W / L
Oct. 28	Portland	W 96-76	1-0	Jan. 22	Washington	W 117-97	34-8
Oct. 29	@ L.A. Clippers	W 117-79	2-0	Jan. 25	San Antonio	W 99-85	35-8
Nov. 1	@ Denver	W 104-97	3-0	Jan. 27	Charlotte	L 110-117(2OT)	35-9
Nov. 5	L.A. Clippers	W 106-88	4-0	Jan. 30	@ Minnesota	W 132-119	36-9
Nov. 9	Houston	W 111-82	5-0	Jan. 31	@ Memphis	W 115-98	37-9
Nov. 11	@ Dallas	W 106-99	6-0	Feb. 2	@ New York	W 126-117	38-9
Nov. 12	@ New Orleans	W 93-86	7-0	Feb. 4	@ Toronto	W 115-107	39-9
Nov. 14	Detroit	L 95-106	7-1	Feb. 5	@ Boston	W 110-109(OT)	40-9
Nov. 18	Chicago	W 116-109	8-1	Feb. 8	@ Cleveland	W 101-91	41-9
Nov. 20	@ Phoenix	W 105-92	9-1	Feb. 10	Oklahoma City	W 105-98	42-9
Nov. 21	Denver	W 104-90	10-1	Feb. 11	@ Utah	L 109-113	42-10
Nov. 23	Sacramento	W 118-108	11-1	Feb. 17	Atlanta	W 96-83	43-10
Nov. 25	New Jersey	W 120-93	12-1	Feb. 18	@ Golden State	W 129-121	44-10
Nov. 28	Dallas	W 114-107	13-1	Feb. 20	New Orleans	W 115-111(OT)	45-10
Nov. 30	Toronto	W 112-99	14-1	Feb. 22	@ Minnesota	W 111-108	46-10
Dec. 2	@ Indiana	L 117-118	14-2	Feb. 24	@ Oklahoma City	W 107-93	47-10
Dec. 3	@ Philadelphia	W 114-102	15-2	Feb. 26	Phoenix	W 132-106	48-10
Dec. 5	@ Washington	W 106-104	16-2	Feb. 27	@ Denver	L 79-90	48-11
Dec. 7	Milwaukee	W 105-92	17-2	Mar. 1	@ Phoenix	L 111-118	48-12
Dec. 9	@ Sacramento	L 101-113	17-3	Mar. 3	Memphis	W 99-89	49-12
Dec. 10	Phoenix	W 115-110	18-3	Mar. 6	Minnesota	W 110-90	50-12
Dec. 12	Sacramento	W 112-103	19-3	Mar. 9	@ Portland	W 94-111	50-13
Dec. 14	Minnesota	W 98-86	20-3	Mar. 11	@ Houston	W 102-96	51-13
Dec. 16	New York	W 116-114	21-3	Mar. 12	@ San Antonio	W 102-95	52-13
Dec. 19	@ Miami	L 87-89	21-4	Mar. 15	Dallas	W 107-100	53-13
Dec. 20	@ Orlando	L 103-106	21-5	Mar. 17	Philadelphia	L 93-94	53-14
Dec. 22	@ Memphis	W 105-96	22-5	Mar. 19	Golden State	W 114-106	54-14
Dec. 23	@ New Orleans	W 100-87	23-5	Mar. 21	@ Chicago	W 117-109	55-14
Dec. 25	Boston	W 92-83	24-5	Mar. 24	@ Oklahoma City	W 107-89	56-14
Dec. 28	Golden State	W 130-113	25-5	Mar. 26	@ Detroit	W 92-77	57-14
Jan. 2	Utah	W 113-100	26-5	Mar. 27	@ New Jersey	W 103-95	58-14
Jan. 4	Portland	W 100-86	27-5	Mar. 29	@ Atlanta	L 76-86	58-15
Jan. 7	New Orleans	L 105-116	27-6	Mar. 31	@ Charlotte	L 84-94	58-16
Jan. 6	@ Golden State	W 114-106	28-6	Apr. 1	@ Milwaukee	W 104-98	59-16
Jan. 9	Indiana	W 121-119	29-6	Apr. 3	Houston	W 93-81	60-16
Jan. 11	Miami	W 108-105	30-6	Apr. 5	L.A. Clippers	W 88-85	61-16
Jan. 13	@ Houston	W 105-100	31-6	Apr. 7	@ Sacramento	W 122-104	62-16
Jan. 14	@ San Antonio	L 111-112	31-7	Apr. 9	Denver	W 116-102	63-16
Jan. 16	Orlando	L 103-109	31-8	Apr. 10	@ Portland	L 98-106	63-17
Jan. 19	Cleveland	W 105-88	32-8	Apr. 12	Memphis	W 92-75	64-17
Jan. 21	@ L.A. Clippers	W 108-97	33-8	Apr. 14	Utah	W 125-112	65-17





**57-25 - 1ST IN  
PACIFIC DIVISION**

**Head Coach:** Phil Jackson  
**Asst. Coaches:** Jim Cleamons, Frank Hamblen, Brian Shaw  
**Staffing:** Derek Fisher, Shannon Brown, Adam Morrison, Kobe Bryant, Sasha Vujacic, Jordan Farmar  
**Seated:** Luke Walton, Josh Powell, DJ Mbenga, Pau Gasol, Andrew Bynum, Lamar Odom, Metta World Peace



*NBA Champions*

**2009-2010 REGULAR SEASON STATISTICS / GAME-BY-GAME RESULTS**

	G	Min.	FGM	FGA	Pct.	FTM	FTA	Pct.	REBOUNDS					SCORING						
									Off.	Def.	Tot.	Ast.	PF	Dq.	SU.	TO	Bk.	Pts.	Avg.	HI
Bryant	73	2835	716	1569	456	439	541	811	78	313	391	365	187	0	113	233	20	1970	27.0	44
Gasol	65	2403	452	844	536	286	362	790	243	491	734	218	152	0	37	143	113	1190	18.3	32
Bynum	65	1977	392	688	570	193	261	739	177	364	541	68	193	2	35	115	94	977	15.0	27
World Peace	77	2605	306	740	414	128	186	688	99	232	331	234	165	1	106	121	21	845	11.0	22
Odom	82	2585	342	739	463	140	202	693	184	618	802	267	227	1	75	150	59	882	10.8	26
Brown	82	1700	253	592	427	99	121	818	30	153	183	108	129	0	57	67	31	667	8.1	27
Fisher	82	2227	212	558	380	113	132	856	25	145	170	201	202	1	90	78	9	615	7.5	15
Farmar	82	1474	224	515	435	57	85	671	14	117	131	127	109	0	52	72	11	591	7.2	24
Vujacic	67	575	66	164	402	28	33	848	25	54	79	41	67	0	20	17	4	185	2.8	13
Powell	63	581	71	194	366	20	31	645	44	72	116	35	71	0	9	33	6	169	2.7	14
Morrison	31	241	32	85	376	5	8	625	10	22	32	18	17	0	3	10	2	74	2.4	7
Walton	29	272	30	84	357	2	4	500	12	26	38	40	19	0	10	12	1	69	2.4	11
Mbenga	49	355	48	103	466	9	19	474	32	55	87	8	54	0	5	15	29	105	2.1	11

DATE	OPPONENT	BOX SCORE	W / L	DATE	OPPONENT	BOX SCORE	W / L
Oct. 27	L.A. Clippers	W 99-92	1-0	Jan. 21	@ Cleveland	L 87-93	32-10
Oct. 30	Dallas	L 80-94	1-1	Jan. 22	@ New York	W 115-105	33-10
Nov. 1	Atlanta	W 118-110	2-1	Jan. 24	@ Toronto	L 105-106	33-11
Nov. 3	@ Oklahoma City	W 101-98 (OT)	3-1	Jan. 26	@ Washington	W 115-103	34-11
Nov. 4	@ Houston	W 103-102 (OT)	4-1	Jan. 27	@ Indiana	W 118-96	35-11
Nov. 6	Memphis	W 114-98	5-1	Jan. 29	@ Philadelphia	W 99-91	36-11
Nov. 8	New Orleans	W 104-88	6-1	Jan. 31	@ Boston	W 90-89	37-11
Nov. 12	Phoenix	W 121-102	7-1	Feb. 1	@ Memphis	L 93-95	37-12
Nov. 13	@ Denver	L 79-105	7-2	Feb. 3	Charlotte	W 99-97	38-12
Nov. 15	Houston	L 91-101	7-3	Feb. 5	Denver	L 113-126	38-13
Nov. 17	Detroit	W 106-93	8-3	Feb. 6	@ Portland	W 99-82	39-13
Nov. 19	Chicago	W 108-93	9-3	Feb. 8	San Antonio	W 101-89	40-13
Nov. 22	Oklahoma City	W 101-85	10-3	Feb. 10	@ Utah	W 96-81	41-13
Nov. 24	New York	W 100-90	11-3	Feb. 16	Golden State	W 104-94	42-13
Nov. 28	@ Golden State	W 130-97	12-3	Feb. 18	Boston	L 86-87	42-14
Nov. 29	New Jersey	W 106-87	13-3	Feb. 23	@ Memphis	W 99-98	43-14
Dec. 1	New Orleans	W 110-99	14-3	Feb. 24	@ Dallas	L 96-101	43-15
Dec. 4	Miami	W 108-107	15-3	Feb. 26	Philadelphia	W 99-90	44-15
Dec. 6	Phoenix	W 108-88	16-3	Feb. 28	Denver	W 95-89	45-15
Dec. 9	Utah	W 101-77	17-3	Mar. 2	Indiana	W 122-99	46-15
Dec. 11	Minnesota	W 104-92	18-3	Mar. 4	@ Miami	L 111-114(OT)	46-16
Dec. 12	@ Utah	L 94-102	18-4	Mar. 5	@ Charlotte	L 83-98	46-17
Dec. 15	@ Chicago	W 96-87	19-4	Mar. 7	@ Orlando	L 94-96	46-18
Dec. 16	@ Milwaukee	W 107-106 (OT)	20-4	Mar. 9	Toronto	W 109-107	47-18
Dec. 19	@ New Jersey	W 103-84	21-4	Mar. 12	@ Phoenix	W 102-96	48-18
Dec. 20	@ Detroit	W 93-81	22-4	Mar. 15	@ Golden State	W 124-121	49-18
Dec. 22	Oklahoma City	W 111-108	23-4	Mar. 16	@ Sacramento	W 106-99	50-18
Dec. 25	Cleveland	L 87-102	23-5	Mar. 19	Minnesota	W 104-96	51-18
Dec. 26	@ Sacramento	W 112-103 (2OT)	24-5	Mar. 21	Washington	W 99-92	52-18
Dec. 28	@ Phoenix	L 103-118	24-6	Mar. 24	@ San Antonio	W 92-83	53-18
Dec. 29	Golden State	W 124-118	25-6	Mar. 26	@ Oklahoma City	L 75-91	53-19
Jan. 1	Sacramento	W 109-108	26-6	Mar. 27	@ Houston	W 109-101	54-19
Jan. 3	Dallas	W 131-96	27-6	Mar. 29	@ New Orleans	L 100-108	54-20
Jan. 5	Houston	W 88-79	28-6	Mar. 31	@ Atlanta	L 92-109	54-21
Jan. 6	@ L.A. Clippers	L 91-102	28-7	Apr. 2	Utah	W 106-92	55-21
Jan. 8	@ Portland	L 98-107	28-8	Apr. 4	San Antonio	L 81-100	55-22
Jan. 10	Milwaukee	W 95-77	29-8	Apr. 8	@ Denver	L 96-98	55-23
Jan. 12	@ San Antonio	L 85-105	29-9	Apr. 9	@ Minnesota	W 97-88	56-23
Jan. 13	@ Dallas	W 100-95	30-9	Apr. 11	Portland	L 88-91	56-24
Jan. 15	L.A. Clippers	W 126-86	31-9	Apr. 13	Sacramento	W 106-100	57-24
Jan. 18	Orlando	W 98-92	32-9	Apr. 14	@ L.A. Clippers	L 91-107	57-25

# 2010-11 LOS ANGELES LAKERS



## 57-25 - 1ST IN PACIFIC DIVISION

**Head Coach:** Phil Jackson  
**Asst. Coaches:** Jim Clemons, Frank Hamblen, Chuck Person, Brian Shaw  
**Staffing:** Steve Blake, Shannon Brown, Luke Walton, Matt Barnes, Kobe Bryant, Derek Fisher  
**Seated:** Devin Ebanks, Joe Smith, Lamar Odom, Pau Gasol, Andrew Bynum, Theo Ratliff, Derrick Caracter, Melta World Peace  
**Not pictured:** Trey Johnson, Sasha Vujacic

### 2010-11 REGULAR SEASON STATISTICS / GAME-BY-GAME RESULTS

	G	Min.	FGM	FGA	Pct.	FTM	FTA	Pct.	REBOUNDS					SCORING						
									Off.	Def.	Tot.	Ast.	PF	Dq.	Sil.	TO	Bk.	Pts.	Avg.	HI
Bryant	82	27.9	740	1639	.451	483	583	.828	83	336	419	388	172	0	99	243	12	2078	25.3	42
Gasol	82	20.7	593	1120	.529	354	430	.823	268	568	836	273	203	2	48	142	130	1541	18.8	34
Odom	82	26.39	473	893	.530	166	246	.675	175	535	710	249	200	1	47	139	61	1180	14.4	29
Bynum	54	15.00	237	413	.574	138	209	.660	170	338	508	73	140	1	19	74	106	612	11.3	22
Brown	82	15.68	273	643	.425	92	101	.911	35	122	157	96	124	0	67	75	16	712	8.7	21
World Peace	82	24.10	261	658	.397	92	136	.676	100	167	267	175	181	1	124	90	36	697	8.5	24
Fisher	82	22.97	206	529	.389	83	103	.806	14	138	152	224	192	0	99	70	8	558	6.8	19
Barnes	53	10.20	131	279	.470	60	77	.779	73	155	228	71	127	0	39	58	22	356	6.7	24
Johnson†	1	13	2	3	.667	2	2	1.000	0	0	0	0	0	1	0	0	0	6	6.0	6
Blake	79	15.81	110	306	.359	26	30	.867	19	137	156	170	99	0	40	73	3	319	4.0	14
Ebanks	20	11.8	21	51	.412	18	23	.783	15	12	27	2	7	0	4	6	5	62	3.1	9
Caracter	41	21.5	32	66	.485	17	23	.739	19	24	43	7	47	1	4	19	10	81	2.0	10
Vujacic*	11	5.4	8	23	.348	1	2	.500	1	3	4	5	7	0	1	5	0	20	1.8	6
Walton	54	48.4	38	116	.328	7	10	.700	9	58	67	62	38	0	9	31	4	91	1.7	9
Smith†	12	4.4	2	12	.167	2	2	1.000	2	16	18	3	10	0	0	3	4	6	0.5	2
Ratliff	10	7.1	1	6	.167	0	2	.000	6	7	13	3	7	0	2	3	5	2	0.2	2

DATE	OPPONENT	BOX SCORE	W / L
Oct. 26	Houston	W 112-110	1-0
Oct. 29	@ Phoenix	W 114-106	2-0
Oct. 31	Golden State	W 107-83	3-0
Nov. 2	Memphis	W 124-105	4-0
Nov. 3	@ Sacramento	W 112-100	5-0
Nov. 5	Toronto	W 108-103	6-0
Nov. 7	Portland	W 121-96	7-0
Nov. 9	Minnesota	W 99-94	8-0
Nov. 11	@ Denver	W 112-118	8-1
Nov. 14	Phoenix	L 116-121	8-2
Nov. 16	@ Milwaukee	W 118-107	9-2
Nov. 17	@ Detroit	W 103-90	10-2
Nov. 19	@ Minnesota	W 112-95	11-2
Nov. 21	Golden State	W 117-89	12-2
Nov. 23	Chicago	W 98-91	13-2
Nov. 26	@ Utah	L 96-102	13-3
Nov. 28	Indiana	L 92-95	13-4
Nov. 30	@ Memphis	L 96-98	13-5
Dec. 1	@ Houston	W 99-109	13-6
Dec. 3	Sacramento	W 113-80	14-6
Dec. 7	Washington	W 115-108	15-6
Dec. 8	@ L.A. Clippers	W 87-86	16-6
Dec. 10	@ Chicago	L 84-88	16-7
Dec. 12	@ New Jersey	W 99-92	17-7
Dec. 14	@ Washington	W 103-89	18-7
Dec. 15	@ Indiana	W 109-94	19-7
Dec. 17	@ Philadelphia	W 93-81	20-7
Dec. 19	@ Toronto	W 120-110	21-7
Dec. 21	Milwaukee	L 79-98	21-8
Dec. 25	Miami	L 80-96	21-9
Dec. 28	@ San Antonio	L 82-97	21-10
Dec. 29	@ New Orleans	W 103-88	22-10
Dec. 31	Philadelphia	W 102-98	23-10
Jan. 2	Memphis	L 85-104	23-11
Jan. 4	Detroit	W 108-83	24-11
Jan. 5	@ Phoenix	W 99-95	25-11
Jan. 7	New Orleans	W 101-97	26-11
Jan. 9	New York	W 109-87	27-11
Jan. 11	Cleveland	W 112-57	28-11
Jan. 12	@ Golden State	W 115-110	29-11
Jan. 14	New Jersey	W 100-88	30-11

DATE	OPPONENT	BOX SCORE	W / L
Jan. 16	@ L.A. Clippers	L 92-99	30-12
Jan. 17	Oklahoma City	W 101-94	31-12
Jan. 19	@ Dallas	L 100-109	31-13
Jan. 21	@ Denver	W 107-97	32-13
Jan. 25	Utah	W 120-91	33-13
Jan. 28	Sacramento	L 95-100	33-14
Jan. 30	Boston	L 96-109	33-15
Feb. 1	Houston	W 114-106(OT)	34-15
Feb. 3	San Antonio	L 88-89	34-16
Feb. 5	@ New Orleans	W 101-95	35-16
Feb. 7	@ Memphis	W 93-84	36-16
Feb. 10	@ Boston	W 92-86	37-16
Feb. 11	@ New York	W 113-96	38-16
Feb. 13	@ Orlando	L 75-89	38-17
Feb. 14	@ Charlotte	L 89-109	38-18
Feb. 16	@ Cleveland	L 99-104	38-19
Feb. 22	Atlanta	W 104-80	39-19
Feb. 23	@ Portland	W 106-101(OT)	40-19
Feb. 25	L.A. Clippers	W 108-95	41-19
Feb. 27	@ Oklahoma City	W 90-87	42-19
Mar. 1	@ Minnesota	W 90-79	43-19
Mar. 4	Charlotte	W 92-84	44-19
Mar. 6	@ San Antonio	W 99-83	45-19
Mar. 8	@ Atlanta	W 101-97	46-19
Mar. 10	@ Miami	L 88-94	46-20
Mar. 12	@ Dallas	W 96-91	47-20
Mar. 14	Orlando	W 97-84	48-20
Mar. 18	Minnesota	W 106-98	49-20
Mar. 20	Portland	W 84-80	50-20
Mar. 22	Phoenix	W 139-137(3OT)	51-20
Mar. 25	L.A. Clippers	W 112-104	52-20
Mar. 27	New Orleans	W 102-84	53-20
Mar. 31	Dallas	W 110-82	54-20
Apr. 1	@ Utah	W 96-85	55-20
Apr. 3	Denver	L 90-95	55-21
Apr. 5	Utah	L 85-86	55-22
Apr. 6	@ Golden State	L 87-95	55-23
Apr. 8	@ Portland	L 86-93	55-24
Apr. 10	Oklahoma City	L 106-120	55-25
Apr. 12	San Antonio	W 102-93	56-25
Apr. 13	@ Sacramento	W 116-108(OT)	57-25

\* Did not finish season on Laker roster; † Totals with Lakers only



**41-25 - 1ST IN  
PACIFIC DIVISION**

**Head Coach:** Mike Brown  
**Asst. Coaches:** Darvin Ham, John Kuester,  
 Chuck Person, Quin Snyder  
**Standing:** Steve Blake, Darius Morris,  
 Metta World Peace, Kobe Bryant,  
 Ramon Sessions, Andrew Goudelock  
**Seated:** Matt Barnes, Jordan Hill, Troy Murphy,  
 Pau Gasol, Andrew Bynum,  
 Josh McRoberts, Devin Ebanks,  
 Christian Eyenga



**2011-2012 REGULAR SEASON STATISTICS / GAME-BY-GAME RESULTS**

	G	Min.	FGM	FGA	Pct.	FTM	FTA	Pct.	REBOUNDS					SCORING						
									Off.	Def.	Tot.	Ast.	PF	Dq.	Sil.	TO	Bk.	Pts.	Avg.	
Bryant	58	2232	574	1336	.430	381	451	.845	66	247	313	264	105	0	69	204	18	1616	27.9	48
Bynum	60	2112	444	796	.558	234	338	.692	192	517	709	85	104	0	27	152	116	1123	18.7	37
Gasol	65	2430	459	917	.501	204	261	.782	183	495	678	238	127	0	37	142	88	1129	17.4	30
Sessions†	23	701	101	211	.479	72	101	.713	14	73	87	142	37	0	17	59	2	291	12.7	23
Barnes	63	1440	175	387	.452	95	128	.742	97	247	344	126	152	2	35	73	48	491	7.8	24
World Peace	64	1720	183	465	.394	71	115	.617	71	147	218	140	137	1	69	69	27	493	7.7	26
Fisher*	43	1101	92	240	.383	44	53	.830	10	82	92	142	85	1	40	58	3	252	5.9	15
Blake	53	1237	101	268	.377	21	27	.778	9	76	85	174	75	0	39	72	2	276	5.2	17
Hill†	7	82	14	30	.467	5	8	.625	14	17	31	2	11	0	5	7	6	33	4.7	14
Goudelock	40	419	68	174	.391	11	12	.917	5	26	31	20	32	0	4	21	0	175	4.4	14
Ebanks	24	396	37	89	.416	23	35	.657	26	28	54	12	26	0	11	18	6	97	4.0	14
Murphy	59	956	77	171	.450	6	9	.667	40	151	191	51	98	1	15	26	16	188	3.2	12
McRoberts	50	718	56	118	.475	23	36	.639	61	110	171	51	74	0	15	31	18	138	2.8	16
Eyenga†	1	19	3	6	.500	2	2	1.000	1	1	2	1	0	0	1	1	8	8.0	8	
Morris†	19	169	18	42	.429	6	9	.667	2	14	16	21	16	0	2	19	0	46	2.4	9
Kapono*	27	269	21	55	.382	4	4	1.000	2	12	14	11	21	0	3	6	0	54	2.0	9
Walton*	9	65	6	14	.429	0	0	---	6	8	14	5	9	0	2	2	0	12	1.3	6

DATE	OPPONENT	BOX SCORE	W / L	DATE	OPPONENT	BOX SCORE	W / L
Dec. 25	Chicago	L 87-88	0-1	Mar. 13	@ Memphis	W 116-111(2OT)	26-16
Dec. 26	@ Sacramento	L 91-100	0-2	Mar. 14	@ New Orleans	W 107-101(OT)	27-16
Dec. 27	Utah	W 96-71	1-2	Mar. 16	Minnesota	W 97-92	28-16
Dec. 29	New York	W 99-82	2-2	Mar. 18	Utah	L 99-103	28-17
Dec. 31	Denver	W 92-89	3-2	Mar. 20	@ Houston	L 104-107	28-18
Jan. 1	@ Denver	L 90-99	3-3	Mar. 21	@ Dallas	W 109-93	29-18
Jan. 3	Houston	W 108-99	4-3	Mar. 23	Portland	W 103-96	30-18
Jan. 5	@ Portland	L 96-107	4-4	Mar. 25	Memphis	L 96-102	30-19
Jan. 6	Golden State	W 97-90	5-4	Mar. 27	@ Golden State	W 104-101	31-19
Jan. 8	Memphis	W 90-82	6-4	Mar. 29	Oklahoma City	L 93-102	31-20
Jan. 10	Phoenix	W 99-83	7-4	Mar. 31	New Orleans	W 88-85	32-20
Jan. 11	@ Utah	W 90-87(OT)	8-4	Apr. 1	Golden State	W 120-112	33-20
Jan. 13	Cleveland	W 97-92	9-4	Apr. 3	New Jersey	W 91-87	34-20
Jan. 14	@ L.A. Clippers	L 94-102	9-5	Apr. 4	@ L.A. Clippers	W 113-108	35-20
Jan. 16	Dallas	W 73-70	10-5	Apr. 6	Houston	L 107-112	35-21
Jan. 19	@ Miami	L 87-98	10-6	Apr. 7	@ Phoenix	L 105-125	35-22
Jan. 20	@ Orlando	L 80-92	10-7	Apr. 9	@ New Orleans	W 93-91	36-22
Jan. 22	Indiana	L 96-98	10-8	Apr. 11	@ San Antonio	W 98-84	37-22
Jan. 25	L.A. Clippers	W 96-91	11-8	Apr. 13	Denver	W 103-97	38-22
Jan. 28	@ Milwaukee	L 89-100	11-9	Apr. 15	Dallas	W 112-108(OT)	39-22
Jan. 29	@ Minnesota	W 106-101	12-9	Apr. 17	San Antonio	L 91-112	39-23
Jan. 31	Charlotte	W 106-73	13-9	Apr. 18	@ Golden State	W 99-87	40-23
Feb. 3	@ Denver	W 93-89	14-9	Apr. 20	@ San Antonio	L 97-121	40-24
Feb. 4	@ Utah	L 87-96	14-10	Apr. 22	Oklahoma City	W 114-106(2OT)	41-24
Feb. 6	@ Philadelphia	L 90-95	14-11	Apr. 26	@ Sacramento	L 96-113	41-25
Feb. 9	@ Boston	W 88-87(OT)	15-11				
Feb. 10	@ New York	L 85-92	15-12				
Feb. 12	@ Toronto	W 94-92	16-12				
Feb. 14	Atlanta	W 86-78	17-12				
Feb. 17	Phoenix	W 111-99	18-12				
Feb. 19	@ Phoenix	L 90-102	18-13				
Feb. 20	Portland	W 103-92	19-13				
Feb. 22	@ Dallas	L 96-91	20-13				
Feb. 23	@ Oklahoma City	L 85-100	20-14				
Feb. 29	Minnesota	W 104-85	21-14				
Mar. 2	Sacramento	W 115-107	22-14				
Mar. 4	Miami	W 93-83	23-14				
Mar. 6	@ Detroit	L 85-88(OT)	23-15				
Mar. 7	@ Washington	L 101-106	23-16				
Mar. 9	@ Minnesota	W 105-102	24-16				
Mar. 11	Boston	W 97-94	25-16				

# 2012-13 LOS ANGELES LAKERS



## 45-37 - 3RD IN PACIFIC DIVISION

**Head Coach:** Mike D'Antoni  
**Asst. Coaches:** Bernie Bickerstaff, Steve Clifford, Darwin Ham, Eddie Jordan, Chuck Person, Dan D'Antoni  
**Standing:** Steve Blake, Jodie Meeks, Darius Morris, Chris Duhon, Steve Nash  
**Seated:** Kobe Bryant, Antawn Jamison, Earl Clark, Dwight Howard, Pau Gasol, Robert Sacre, Jordan Hill, Devin Ebanks, Metta World Peace  
**Not pictured:** Andrew Goudelock

### 2012-13 REGULAR SEASON STATISTICS / GAME-BY-GAME RESULTS

	G	Min.	FGM	FGA	Pct.	FTM	FTA	Pct.	REBOUNDS							SCORING				
									Off.	Def.	Tot.	Ast.	PF	Dq.	Sil.	TO	Bk.	Pts.	Avg.	Hi
Bryant	78	3013	738	1595	.463	525	626	.839	66	367	433	469	173	0	106	287	25	2133	27.3	47
Howard	76	2722	470	813	.578	355	721	.492	251	694	945	108	291	5	84	225	186	1296	17.1	39
Nash	49	1655	270	579	.466	125	178	.702	111	310	421	200	93	0	24	104	61	673	13.7	26
Gasol	50	1627	236	475	.497	107	116	.922	26	116	142	333	70	0	30	126	5	636	12.7	22
World Peace	75	2530	332	824	.403	124	169	.734	101	271	372	112	198	4	122	98	42	929	12.4	24
Jamison	76	1636	267	575	.464	94	136	.691	109	253	362	50	124	1	30	53	22	712	9.4	33
Meeks	78	1663	205	530	.387	86	96	.896	37	134	171	69	103	0	58	52	5	618	7.9	24
Blake	45	1175	114	270	.422	27	35	.771	21	111	132	173	83	2	34	62	6	327	7.3	24
Clark	59	1363	170	386	.440	53	76	.697	82	243	325	65	102	0	36	62	44	428	7.3	22
Hill	29	458	77	155	.497	40	61	.656	82	84	166	13	55	0	8	26	19	194	6.7	17
Morris	48	683	73	188	.388	24	37	.649	24	33	57	76	58	0	21	45	2	194	4.0	15
Ebanks	19	197	24	73	.329	11	14	.786	10	31	41	10	23	0	3	11	1	65	3.4	15
Duhon	46	820	47	123	.382	6	13	.462	11	57	68	133	56	0	20	40	1	133	2.9	14
Sacre	32	203	18	48	.375	7	11	.636	9	25	34	6	38	1	0	10	0	43	1.3	10
Goudelock	1	6	0	2	.000	0	0	---	1	0	1	0	0	0	0	0	0	0	0.0	0
Johnson-Odom*	4	6	0	4	.000	0	0	---	1	3	4	1	0	0	0	0	0	0	0.0	0

DATE	OPPONENT	BOX SCORE	W / L	DATE	OPPONENT	BOX SCORE	W / L
Oct. 30	Dallas	L 91-99	0-1	Jan. 23	@ Memphis	L 93-106	17-25
Oct. 31	@ Portland	L 106-116	0-2	Jan. 25	Utah	W 102-84	18-25
Nov. 2	L.A. Clippers	L 95-105	0-3	Jan. 27	Oklahoma City	W 105-96	19-25
Nov. 4	Detroit	W 108-79	1-3	Jan. 29	New Orleans	W 111-106	20-25
Nov. 7	@ Utah	L 86-95	1-4	Jan. 30	@ Phoenix	L 86-92	20-26
Nov. 9	Golden State	W 101-77	2-4	Feb. 1	@ Minnesota	W 111-100	21-26
Nov. 11	Sacramento	W 103-90	3-4	Feb. 3	@ Detroit	W 98-97	22-26
Nov. 13	San Antonio	L 82-84	3-5	Feb. 5	@ Brooklyn	W 92-83	23-26
Nov. 16	Phoenix	W 114-102	4-5	Feb. 7	@ Boston	L 95-116	23-27
Nov. 18	Houston	W 119-108	5-5	Feb. 8	@ Charlotte	W 100-93	24-27
Nov. 20	Brooklyn	W 95-90	6-5	Feb. 10	@ Miami	L 97-107	24-28
Nov. 21	@ Sacramento	L 97-113	6-6	Feb. 12	Phoenix	W 91-85	25-28
Nov. 23	@ Memphis	L 98-106	6-7	Feb. 14	L.A. Clippers	L 101-125	25-29
Nov. 24	@ Dallas	W 115-89	7-7	Feb. 20	Boston	W 113-99	26-29
Nov. 27	Indiana	L 77-79	7-8	Feb. 22	Portland	W 111-107	27-29
Nov. 30	Denver	W 122-103	8-8	Feb. 24	@ Dallas	W 103-99	28-29
Dec. 2	Orlando	L 103-113	8-9	Feb. 25	@ Denver	L 108-119	28-30
Dec. 4	@ Houston	L 105-107	8-10	Feb. 28	Minnesota	W 116-94	29-30
Dec. 5	@ New Orleans	W 103-87	9-10	Mar. 3	Atlanta	W 99-98	30-30
Dec. 7	@ Oklahoma City	L 108-114	9-11	Mar. 5	@ Oklahoma City	L 105-122	30-31
Dec. 9	Utah	W 110-117	9-12	Mar. 6	@ New Orleans	W 108-102	31-31
Dec. 11	@ Cleveland	L 94-100	9-13	Mar. 8	Toronto	W 118-116(OT)	32-31
Dec. 13	@ New York	L 107-116	9-14	Mar. 10	Chicago	W 90-81	33-31
Dec. 14	@ Washington	W 102-96	10-14	Mar. 12	@ Orlando	W 106-97	34-31
Dec. 16	@ Philadelphia	W 111-98	11-14	Mar. 13	@ Atlanta	L 92-96	34-32
Dec. 18	Charlotte	W 101-100	12-14	Mar. 15	@ Indiana	W 99-93	35-32
Dec. 22	@ Golden State	W 118-115(OT)	13-14	Mar. 17	Sacramento	W 113-102	36-32
Dec. 25	New York	W 100-94	14-14	Mar. 18	@ Phoenix	L 76-99	36-33
Dec. 26	@ Denver	L 114-126	14-15	Mar. 22	Washington	L 100-103	36-34
Dec. 28	Portland	W 104-87	15-15	Mar. 25	@ Golden State	L 103-109	36-35
Jan. 1	Philadelphia	L 99-103	15-16	Mar. 27	@ Minnesota	W 120-117	37-35
Jan. 4	@ L.A. Clippers	L 102-107	15-17	Mar. 28	@ Milwaukee	L 103-113	37-36
Jan. 6	Denver	W 105-112	15-18	Mar. 30	@ Sacramento	W 103-98	38-36
Jan. 8	@ Houston	L 112-125	15-19	Apr. 2	Dallas	W 101-81	39-36
Jan. 9	@ San Antonio	L 105-108	15-20	Apr. 5	@ Memphis	W 86-84	40-36
Jan. 11	Oklahoma City	L 101-116	15-21	Apr. 7	@ L.A. Clippers	W 95-109	40-37
Jan. 13	Cleveland	W 113-93	16-21	Apr. 9	New Orleans	W 104-96	41-37
Jan. 15	Milwaukee	W 104-88	17-21	Apr. 10	@ Portland	W 113-106	42-37
Jan. 17	Miami	L 90-99	17-22	Apr. 12	Golden State	W 118-116	43-37
Jan. 20	@ Toronto	L 103-108	17-23	Apr. 14	San Antonio	W 91-86	44-37
Jan. 21	@ Chicago	L 83-95	17-24	Apr. 17	Houston	W 99-95 (OT)	45-37

\* Did not finish season on Laker roster



**27-55 - 5TH IN  
PACIFIC DIVISION**

**Head Coach:** Mike D'Antoni  
**Asst. Coaches:** Dan D'Antoni, Johnny Davis,  
 Kurt Rambis, Larry Lewis, Mark Madsen  
**Staffing:** Jordan Farmer, MarShon Brooks,  
 Kendall Marshall, Jodie Meeks,  
 Steve Nash  
**Seated:** Kobe Bryant, Wesley Johnson,  
 Ryan Kelly, Chris Kaman, Pau Gasol,  
 Robert Sacre, Kent Bazemore,  
 Nick Young, Xavier Henry  
**Not pictured:** Jordan Hill



**2013-14 REGULAR SEASON STATISTICS / GAME-BY-GAME RESULTS**

	G	Min.	FGM	FGA	Pct.	FTM	FTA	Pct.	REBOUNDS					SCORING						
									Off.	Def.	Tot.	Ast.	PF	Dq.	Stl.	TO	Bk.	Pts.	Avg.	HI
Young	64	1810	387	889	.435	235	285	.825	29	137	166	95	156	2	46	95	12	1144	17.9	41
Gasol	60	1884	425	885	.480	187	254	.736	124	456	580	201	124	0	27	141	92	1041	17.4	29
Meeks	77	2556	413	892	.463	221	258	.857	30	164	194	138	119	0	111	111	4	1209	15.7	42
Bryant	6	177	31	73	.425	18	21	.857	2	24	26	38	9	0	7	34	1	83	13.8	21
Bazemore†	23	643	111	246	.451	47	73	.644	5	72	77	71	60	0	31	51	7	302	13.1	23
Kaman	39	736	176	364	.509	52	68	.765	54	175	229	58	93	1	11	74	40	404	10.4	28
Farmer	41	912	151	364	.415	44	59	.746	20	84	104	199	65	0	38	95	8	416	10.1	30
Henry	43	908	144	345	.417	116	177	.655	25	89	114	51	79	0	44	57	7	432	10.0	27
Hill†	72	1500	286	521	.549	124	181	.685	194	341	535	54	172	2	29	75	64	696	9.7	28
Blake*	27	891	88	233	.378	28	35	.800	8	95	103	205	49	0	34	71	2	256	9.5	19
Johnson	79	2240	277	651	.426	61	77	.792	70	278	348	124	207	1	86	90	77	715	9.1	27
M. Harris*	9	180	28	70	.400	10	12	.833	7	27	34	11	10	0	4	9	1	73	8.1	19
Kelly	59	1312	157	371	.423	110	135	.815	42	177	219	95	147	0	32	47	45	472	8.0	26
Marshall	54	1564	170	419	.406	19	36	.528	15	140	155	477	76	0	48	150	4	430	8.0	20
Nash	15	313	36	94	.383	22	24	.917	4	25	29	86	18	0	7	31	2	102	6.8	19
Brook†	18	228	43	88	.489	18	26	.692	8	22	30	21	16	0	12	17	3	115	6.4	23
Williams*	36	751	73	192	.380	14	20	.700	25	142	167	30	93	2	19	21	30	202	5.6	20
Sacre	65	1089	143	300	.477	64	94	.681	82	172	254	51	134	2	24	44	47	350	5.4	15
E. Harris*	2	11	0	1	.000	0	0	---	1	0	1	1	0	0	1	0	0	0	0	0

DATE	OPPONENT	BOX SCORE	W / L	DATE	OPPONENT	BOX SCORE	W / L
Oct. 29	L.A. CLIPPERS	W 116-103	1-0	Jan. 20	@Chicago	L 100-102(OT)	16-26
Oct. 30	@Golden State	L 94-125	1-1	Jan. 23	@Miami	L 102-109	16-27
Nov. 1	SAN ANTONIO	L 85-91	1-2	Jan. 24	@Orlando	L 105-114	16-28
Nov. 3	ATLANTA	W 105-103	2-2	Jan. 26	@New York	L 103-110	16-29
Nov. 5	@Dallas	L 104-123	2-3	Jan. 28	INDIANA	L 92-104	16-30
Nov. 7	@Houston	W 99-98	3-3	Jan. 31	CHARLOTTE	L 100-110	16-31
Nov. 8	@New Orleans	L 85-96	3-4	Feb. 4	@Minnesota	L 99-109	16-32
Nov. 10	MINNESOTA	L 90-113	3-5	Feb. 5	@Cleveland	W 119-108	17-32
Nov. 12	NEW ORLEANS	W 116-95	4-5	Feb. 7	@Philadelphia	W 112-98	18-32
Nov. 13	@Denver	L 99-111	4-6	Feb. 9	CHICAGO	L 86-92	18-33
Nov. 15	MEMPHIS	L 86-89	4-7	Feb. 11	UTAH	L 79-96	18-34
Nov. 17	DETROIT	W 114-99	5-7	Feb. 13	OKLAHOMA CITY	L 103-107	18-35
Nov. 22	GOLDEN STATE	W 102-95	6-7	Feb. 19	HOUSTON	L 108-134	18-36
Nov. 24	SACRAMENTO	W 100-86	7-7	Feb. 21	BOSTON	W 101-92	19-36
Nov. 26	@Washington	L 111-116	7-8	Feb. 23	BROOKLYN	L 102-108	19-37
Nov. 27	@Brooklyn	W 99-94	8-8	Feb. 25	@Indiana	L 98-118	19-38
Nov. 29	@Detroit	W 106-102	9-8	Feb. 26	@Memphis	L 103-108	19-39
Dec. 1	PORTLAND	L 108-114	9-9	Feb. 28	SACRAMENTO	W 126-122	20-39
Dec. 6	@Sacramento	W 106-100	10-9	Mar. 3	@Portland	W 107-106	21-39
Dec. 8	TORONTO	L 94-106	10-10	Mar. 4	NEW ORLEANS	L 125-132	21-40
Dec. 10	PHOENIX	L 108-114	10-11	Mar. 6	L.A. CLIPPERS	L 94-142	21-41
Dec. 13	@Oklahoma City	W 97-122	10-12	Mar. 7	@Denver	L 126-134	21-42
Dec. 14	@Charlotte	W 88-85	11-12	Mar. 9	OKLAHOMA CITY	W 114-110	22-42
Dec. 16	@Atlanta	L 100-114	11-13	Mar. 13	@Oklahoma City	L 102-131	22-43
Dec. 17	@Memphis	W 96-92	12-13	Mar. 14	@San Antonio	L 85-119	22-44
Dec. 20	MINNESOTA	W 104-91	13-13	Mar. 19	SAN ANTONIO	L 109-125	22-45
Dec. 21	@Golden State	L 83-102	13-14	Mar. 21	WASHINGTON	L 107-117	22-46
Dec. 23	@Phoenix	L 90-117	13-15	Mar. 23	ORLANDO	W 103-94	23-46
Dec. 25	MIAMI	L 95-101	13-16	Mar. 25	NEW YORK	W 127-96	24-46
Dec. 27	@Utah	L 103-105	13-17	Mar. 27	@Milwaukee	L 105-108	24-47
Dec. 29	PHILADELPHIA	L 104-111	13-18	Mar. 28	@Minnesota	L 107-143	24-48
Dec. 31	MILWAUKEE	L 79-94	13-19	Mar. 30	PHOENIX	W 115-99	25-48
Jan. 3	UTAH	W 110-99	14-19	Apr. 1	PORTLAND	L 112-124	25-49
Jan. 5	DENVER	L 115-137	14-20	Apr. 2	@Sacramento	L 102-107	25-50
Jan. 7	@Dallas	L 97-110	14-21	Apr. 4	DALLAS	L 95-107	25-51
Jan. 8	@Houston	L 92-113	14-22	Apr. 6	@L.A. Clippers	L 97-120	25-52
Jan. 10	@L.A. Clippers	L 87-123	14-23	Apr. 8	HOUSTON	L 130-145	25-53
Jan. 14	CLEVELAND	L 118-120	14-24	Apr. 11	GOLDEN STATE	L 95-112	25-54
Jan. 15	@Phoenix	L 114-121	14-25	Apr. 13	MEMPHIS	L 90-102	25-55
Jan. 17	@Boston	W 107-104	15-25	Apr. 14	@Utah	W 119-104	26-55
Jan. 19	@Toronto	W 112-106	16-25	Apr. 16	@San Antonio	W 113-100	27-55

\* Did not finish season on Laker roster; † Totals with Lakers only

# 2014-15 LOS ANGELES LAKERS



## 21-61 - 5TH IN PACIFIC DIVISION

**Head Coach:** Byron Scott  
**Asst. Coaches:** Paul Pressey, Jim Eyen, Mark Madsen, Larry Lewis, Thomas Scott  
**Starting:** Jeremy Lin, Jabari Brown, Jordan Clarkson, Kobe Bryant, Wayne Ellington, Ronnie Price  
**Seated:** Wesley Johnson, Julius Randle, Tarik Black, Ryan Kelly, Robert Sacre, Jordan Hill, Ed Davis, Carlos Boozer, Nick Young  
**Not pictured:** Vander Blue

### 2014-15 REGULAR SEASON STATISTICS / GAME-BY-GAME RESULTS

	G	Min.	FGM	FGA	Pct.	FTM	FTA	Pct.	REBOUNDS							SCORING				
									Off.	Def.	Tot.	Ast.	PF	Dq.	Stl.	TO	Blk.	Pts.	Avg.	HI
Bryant	35	1207	266	713	.373	196	241	.813	26	173	199	197	65	0	47	128	7	782	22.3	44
Young	42	1000	174	476	.366	132	148	.892	17	79	96	41	83	0	23	44	11	563	13.4	29
Hill	70	1874	357	777	.459	124	168	.738	174	382	556	103	164	2	34	106	52	841	12.0	26
Brown	19	568	70	170	.412	64	85	.753	3	33	36	40	33	0	12	32	2	227	11.9	32
Clarkson	59	1476	267	596	.448	131	158	.829	56	135	191	206	109	1	51	96	12	703	11.9	30
Boozer	71	1692	371	743	.499	94	150	.627	111	371	482	95	184	2	41	92	12	836	11.8	28
Lin	74	1907	277	654	.424	213	268	.795	26	170	196	339	189	1	82	166	32	832	11.2	29
Blue	2	74	9	30	.300	2	5	.400	2	7	9	8	4	0	3	6	0	22	11.0	15
Ellington	65	1675	254	617	.412	52	64	.813	31	179	210	105	77	0	33	50	2	650	10.0	28
Johnson	76	2245	286	691	.414	90	112	.804	67	252	319	124	162	4	59	87	45	753	9.9	22
Buycys*	6	123	18	40	.450	9	10	.900	2	10	12	14	3	0	3	12	0	52	8.7	15
Davis	79	1840	282	469	.601	92	189	.487	230	370	600	94	202	4	49	58	98	656	8.3	20
Black†	38	803	112	190	.589	50	89	.562	84	157	241	34	102	2	13	29	22	274	7.2	18
Kelly	52	1233	104	309	.337	79	95	.832	13	133	146	92	118	1	30	37	24	332	6.4	21
Price	43	982	77	223	.345	36	45	.800	19	50	69	165	118	2	67	52	4	221	5.1	18
Sacre	67	1133	126	306	.412	55	82	.671	89	144	233	55	121	1	28	36	43	307	4.6	13
Henry*	9	86	3	13	.231	14	24	.583	2	2	4	3	6	0	3	3	0	20	2.2	8
Randle	1	14	1	3	.333	0	2	.000	0	0	0	0	1	0	0	1	0	2	2.0	2

DATE	OPPONENT	BOX SCORE	W / L	DATE	OPPONENT	BOX SCORE	W / L
Oct. 28	HOUSTON	L 90-108	0-1	Jan. 19	@Phoenix	L 100-115	12-30
Oct. 29	@Phoenix	L 99-119	0-2	Jan. 21	@New Orleans	L 80-96	12-31
Oct. 31	L.A. CLIPPERS	L 111-118	0-3	Jan. 23	@San Antonio	L 85-99	12-32
Nov. 1	@Golden State	L 104-127	0-4	Jan. 25	HOUSTON	L 87-99	12-33
Nov. 4	PHOENIX	L 106-112	0-5	Jan. 27	WASHINGTON	L 92-98	12-34
Nov. 9	CHARLOTTE	W 107-92	1-5	Jan. 29	CHICAGO	W 123-118(2OT)	13-34
Nov. 11	@Memphis	L 102-107	1-6	Feb. 1	@New York	L 80-92	13-35
Nov. 12	@New Orleans	L 102-109	1-7	Feb. 4	@Milwaukee	L 105-113(OT)	13-36
Nov. 14	SAN ANTONIO	L 80-93	1-8	Feb. 6	@Orlando	L 97-103(OT)	13-37
Nov. 16	GOLDEN STATE	L 115-136	1-9	Feb. 8	@Cleveland	L 105-120	13-38
Nov. 18	@Atlanta	W 114-109	2-9	Feb. 10	DENVER	L 86-106	13-39
Nov. 19	@Houston	W 98-92	3-9	Feb. 11	@Portland	L 96-102	13-40
Nov. 21	@Dallas	L 106-140	3-10	Feb. 20	BROOKLYN	L 105-114	13-41
Nov. 23	MEMPHIS	L 94-101(OT)	3-11	Feb. 22	BOSTON	W 118-111(OT)	14-41
Nov. 26	MEMPHIS	L 93-99	3-12	Feb. 25	@Utah	W 100-97	15-41
Nov. 28	MINNESOTA	L 119-120	3-13	Feb. 27	MILWAUKEE	W 101-93	16-41
Nov. 30	TORONTO	W 129-122(OT)	4-13	Mar. 1	OKLAHOMA CITY	L 101-108	16-42
Dec. 2	@Detroit	W 106-96	5-13	Mar. 3	@Charlotte	L 103-104	16-43
Dec. 3	@Washington	L 95-111	5-14	Mar. 4	@Miami	L 94-100	16-44
Dec. 5	@Boston	L 96-113	5-15	Mar. 6	@Memphis	L 90-97	16-45
Dec. 7	NEW ORLEANS	L 87-104	5-16	Mar. 8	DALLAS	L 93-100	16-46
Dec. 9	SACRAMENTO	W 98-95	6-16	Mar. 10	DETROIT	W 93-85	17-46
Dec. 12	@San Antonio	W 112-110(OT)	7-16	Mar. 12	NEW YORK	L 94-101	17-47
Dec. 14	@Minnesota	W 100-94	8-16	Mar. 15	ATLANTA	L 86-91	17-48
Dec. 15	@Indiana	L 91-110	8-17	Mar. 16	@Golden State	L 105-108	17-49
Dec. 19	OKLAHOMA CITY	L 103-104	8-18	Mar. 19	UTAH	L 73-80	17-50
Dec. 21	@Sacramento	L 101-108	8-19	Mar. 22	PHILADELPHIA	W 101-87	18-50
Dec. 23	GOLDEN STATE	W 115-105	9-19	Mar. 24	@Oklahoma City	L 117-127	18-51
Dec. 25	@Chicago	L 93-113	9-20	Mar. 25	@Minnesota	W 101-99(OT)	19-51
Dec. 26	@Dallas	L 98-102	9-21	Mar. 27	@Toronto	L 83-94	19-52
Dec. 28	PHOENIX	L 107-116	9-22	Mar. 29	@Brooklyn	L 99-107	19-53
Dec. 30	@Denver	W 111-103	10-22	Mar. 30	@Philadelphia	W 113-111(OT)	20-53
Jan. 2	MEMPHIS	L 106-109	10-23	Apr. 1	NEW ORLEANS	L 92-113	20-54
Jan. 4	INDIANA	W 88-87	11-23	Apr. 3	PORTLAND	L 77-107	20-55
Jan. 5	@Portland	L 94-98	11-24	Apr. 5	L.A. CLIPPERS	L 78-106	20-56
Jan. 7	@L.A. Clippers	L 89-114	11-25	Apr. 7	@L.A. Clippers	L 100-105	20-57
Jan. 9	ORLANDO	W 101-84	12-25	Apr. 8	@Denver	L 101-119	20-58
Jan. 11	PORTLAND	L 94-106	12-26	Apr. 10	MINNESOTA	W 106-98	21-58
Jan. 13	MIAMI	L 75-78	12-27	Apr. 12	DALLAS	L 106-120	21-59
Jan. 15	CLEVELAND	L 102-109	12-28	Apr. 13	@Sacramento	L 92-102	21-60
Jan. 16	@Utah	L 85-94	12-29	Apr. 15	SACRAMENTO	L 99-122	21-61



**17-65 - 5TH IN  
PACIFIC DIVISION**

*Head Coach:* Byron Scott  
*Asst. Coaches:* Paul Pressey, Jim Eyen, Mark Madsen, Larry Lewis, Thomas Scott  
*Standing:* Lou Williams, D'Angelo Russell, Jordan Clarkson, Kobe Bryant, Anthony Brown, Marcelo Huertas  
*Seated:* Metta World Peace, Julius Randle, Tarik Black, Ryan Kelly, Robert Sacre, Roy Hibbert, Brandon Bass, Larry Nance Jr., Nick Young



**2015-16 REGULAR SEASON STATISTICS / GAME-BY-GAME RESULTS**

	G	GS	Min.	FGM	FGA	Pct.	3-POINT FG			FTM	FTA	Pct.	REBOUNDS			Ast.	PF	Dq.	Sll.	TO	Blk.	SCORING	
							FGM	FGA	Pct.				Off.	Def.	Tot.							Pts.	AvG
Bryant	66	66	1863	398	1113	.358	133	467	.285	232	281	.826	41	206	247	184	115	0	62	129	13	1161	17.6
Clarkson	79	79	2552	475	1098	.433	111	320	.347	164	204	.804	93	220	313	192	168	1	88	135	7	1225	15.5
Williams	67	35	1907	283	693	.408	110	320	.344	352	424	.830	31	138	169	167	107	1	62	107	19	1028	15.3
Russell	80	48	2259	392	956	.410	130	370	.351	140	190	.737	47	227	274	266	142	0	93	196	13	1054	13.2
Randle	81	60	2286	358	835	.429	10	36	.278	193	270	.715	172	657	829	144	242	2	53	149	29	919	11.3
Young	54	2	1033	126	372	.339	77	237	.325	63	76	.829	14	83	97	34	50	0	23	30	7	392	7.3
Bass	66	0	1342	174	317	.549	0	2	.000	125	148	.845	104	181	285	74	125	1	33	42	55	473	7.2
Hibbert	81	81	1878	182	411	.443	0	2	.000	117	145	.807	132	266	398	95	252	3	32	76	110	481	5.9
Nance	63	22	1266	158	300	.527	1	10	.100	32	47	.681	101	211	312	44	124	0	54	41	23	349	5.5
World Peace	35	5	590	55	177	.311	26	84	.310	40	57	.702	19	70	89	27	67	1	22	15	11	176	5.0
Huertas	53	0	869	97	230	.422	16	61	.262	27	29	.931	18	72	90	182	76	0	26	80	7	237	4.5
Kelly	36	0	470	55	149	.369	5	37	.135	37	54	.685	21	100	121	20	39	0	13	18	10	152	4.2
A. Brown	29	11	599	39	126	.310	20	70	.286	17	20	.850	9	61	70	19	34	0	14	15	5	115	4.0
Sacre	25	1	320	31	75	.413	0	0	---	25	38	.658	32	40	72	14	43	1	4	12	10	87	3.5
Black	39	0	496	57	104	.548	0	0	---	19	45	.422	44	113	157	16	78	0	14	22	18	133	3.4

DATE	OPPONENT	BOX SCORE	W / L	DATE	OPPONENT	BOX SCORE	W / L
Oct 28	Minnesota	L 111-112	0-1	Jan 16	@ Utah	L 82-109	9-33
Oct 30	@ Sacramento	L 114-132	0-2	Jan 17	Houston	L 95-112	9-34
Nov 1	Dallas	L 93-103	0-3	Jan 20	Sacramento	L 93-112	9-35
Nov 3	Denver	L 109-120	0-4	Jan 22	San Antonio	L 95-108	9-36
Nov 6	@ Brooklyn	W 104-98	1-4	Jan 23	@ Portland	L 103-121	9-37
Nov 8	@ New York	L 95-99	1-5	Jan 26	Dallas	L 90-92	9-38
Nov 10	@ Miami	L 88-101	1-6	Jan 28	Chicago	L 91-114	9-39
Nov 11	@ Orlando	L 99-101	1-7	Jan 29	@ L.A. Clippers	L 93-105	9-40
Nov 13	@ Dallas	L 82-90	1-8	Jan 31	Charlotte	L 82-101	9-41
Nov 15	Detroit	W 97-85	2-8	Feb 2	Minnesota	W 119-115	10-41
Nov 16	@ Phoenix	L 101-120	2-9	Feb 4	@ New Orleans	W 99-96	11-41
Nov 20	Toronto	L 91-102	2-10	Feb 6	@ San Antonio	L 102-106	11-42
Nov 22	Portland	L 93-107	2-11	Feb 8	@ Indiana	L 87-89	11-43
Nov 24	@ Golden State	L 77-111	2-12	Feb 10	@ Cleveland	L 111-120	11-44
Nov 28	@ Portland	L 96-108	2-13	Feb 19	San Antonio	L 113-119	11-45
Nov 29	Indiana	L 103-107	2-14	Feb 21	@ Chicago	L 115-126	11-46
Dec 1	@ Philadelphia	L 91-103	2-15	Feb 22	@ Milwaukee	L 101-108	11-47
Dec 2	@ Washington	W 108-104	3-15	Feb 24	@ Memphis	L 119-128	11-48
Dec 4	@ Atlanta	L 87-100	3-16	Feb 26	Memphis	L 95-112	11-49
Dec 6	@ Detroit	L 91-111	3-17	Mar 1	Brooklyn	W 107-101	12-49
Dec 7	@ Toronto	L 93-102	3-18	Mar 2	@ Denver	L 107-117	12-50
Dec 9	@ Minnesota	L 122-123 (OT)	3-19	Mar 4	Atlanta	L 77-106	12-51
Dec 11	@ San Antonio	L 87-109	3-20	Mar 6	Golden State	W 112-95	13-51
Dec 12	@ Houston	L 97-126	3-21	Mar 8	Orlando	W 107-98	14-51
Dec 15	Milwaukee	W 113-95	4-21	Mar 10	Cleveland	L 108-120	14-52
Dec 17	Houston	L 87-107	4-22	Mar 13	New York	L 87-90	14-53
Dec 19	@ Oklahoma City	L 78-118	4-23	Mar 15	Sacramento	L 98-106	14-54
Dec 22	@ Denver	W 111-107	5-23	Mar 18	Phoenix	L 90-95	14-55
Dec 23	Oklahoma City	L 85-120	5-24	Mar 22	Memphis	W 107-100	15-55
Dec 25	L.A. Clippers	L 84-94	5-25	Mar 23	@ Phoenix	L 107-119	15-56
Dec 27	@ Memphis	L 96-112	5-26	Mar 25	Denver	L 105-116	15-57
Dec 28	@ Charlotte	L 98-108	5-27	Mar 27	Washington	L 88-101	15-58
Dec 30	@ Boston	W 112-104	6-27	Mar 28	@ Utah	L 75-123	15-59
Jan 1	Philadelphia	W 93-84	7-27	Mar 30	Miami	W 102-100 (OT)	16-59
Jan 3	Phoenix	W 97-77	8-27	Apr 3	Boston	L 100-107	16-60
Jan 5	Golden State	L 88-109	8-28	Apr 5	@ L.A. Clippers	L 81-103	16-61
Jan 7	@ Sacramento	L 115-118	8-29	Apr 6	L.A. Clippers	L 81-91	16-62
Jan 8	Oklahoma City	L 113-117	8-30	Apr 8	@ New Orleans	L 102-110	16-63
Jan 10	Utah	L 74-86	8-31	Apr 10	@ Houston	L 110-130	16-64
Jan 12	New Orleans	W 95-91	9-31	Apr 11	@ Oklahoma City	L 79-112	16-65
Jan 14	@ Golden State	L 98-116	9-32	Apr 13	Utah	W 101-96	17-65

# 2016-17 LOS ANGELES LAKERS



## 26-56 - 4TH IN PACIFIC DIVISION

**Head Coach:** Luke Walton  
**Asst. Coaches:** Brian Shaw, Jesse Mermuys, Mark Madsen, Brian Keefe, Jud Buchler, Theo Robertson, Casey Owens  
**Standing:** Tyler Ennis, Metta World Peace, Nick Young, Jordan Clarkson, D'Angelo Russell, Luol Deng  
**Sealed:** Julius Randle, Tarik Black, Brandon Ingram, Timofey Mozgov, Ivica Zubac, Thomas Robinson, Corey Brewer, Larry Nance Jr.

### 2016-17 REGULAR SEASON STATISTICS / GAME-BY-GAME RESULTS

	G	GS	Min.	FGM	FGA	Pct.	3-POINT FG			FTM	FTA	Pct.	REBOUNDS			Ast.	PF	Dq.	Stl.	TO	Blk.	SCORING	
							FGM	FGA	Pct.				Off.	Def.	Tot.							Pts.	Avg
Williams*	58	1	1403	326	734	.444	122	317	.385	304	344	.884	14	118	132	183	67	0	65	120	11	1078	18.6
Russell	63	60	1811	351	867	.405	135	384	.352	147	188	.782	31	190	221	303	130	1	87	176	16	984	15.6
Clarkson	82	19	2397	477	1071	.445	117	356	.329	134	168	.798	49	197	246	213	150	0	89	164	8	1205	14.7
Young	60	60	1556	272	633	.430	170	421	.404	77	90	.856	25	113	138	58	137	0	37	36	14	791	13.2
Randle	74	73	2132	377	774	.487	17	63	.270	204	282	.723	151	486	637	264	248	2	49	173	37	975	13.2
Ingram	79	40	2279	276	686	.402	55	187	.294	133	214	.621	60	256	316	166	158	1	49	116	36	740	9.4
Deng	56	49	1486	164	424	.387	51	165	.309	46	63	.730	63	232	295	74	61	0	48	43	20	425	7.6
Zubac	38	11	609	126	238	.529	0	3	.000	32	49	.653	41	118	159	30	66	0	14	33	33	284	7.5
Mozgov	54	52	1104	169	328	.515	0	1	.000	63	78	.808	104	160	264	43	133	2	16	72	31	401	7.4
Nance	63	7	1442	190	361	.526	10	36	.278	59	80	.738	120	249	369	96	149	0	82	56	39	449	7.1
Nwaba	20	2	397	47	81	.580	1	5	.200	25	39	.641	17	46	63	14	36	0	12	11	7	120	6.0
Black	67	16	1091	150	293	.512	1	2	.500	82	109	.752	143	199	342	39	173	1	30	58	44	383	5.7
Robinson	48	1	560	105	196	.536	0	1	.000	31	66	.470	84	139	223	31	76	0	26	46	9	241	5.0
Brewer †	24	3	358	53	121	.438	5	24	.208	18	24	.750	11	41	52	36	29	0	24	19	8	129	5.4
Ennis †	22	2	392	65	144	.451	21	54	.389	19	22	.864	5	21	26	52	29	0	19	21	2	170	7.7
Calderon*	24	11	292	32	77	.416	12	34	.353	4	4	1.000	8	34	42	51	22	0	7	26	1	80	3.3
Huertas*	23	1	237	25	68	.368	4	19	.211	9	17	.529	2	22	24	52	16	0	10	19	2	63	2.7
World Peace	25	2	160	19	68	.279	9	38	.237	10	16	.625	5	15	20	11	18	0	10	7	2	57	2.3

DATE	OPPONENT	BOX SCORE	W / L	DATE	OPPONENT	BOX SCORE	W / L
Oct 26	Houston	W 120-114	1-0	Jan 10	Portland	L 87-108	15-27
Oct 28	@ Utah	L 89-96	1-1	Jan 12	@ San Antonio	L 94-134	15-28
Oct 30	@ Oklahoma City	L 96-113	1-2	Jan 14	@ L.A. Clippers	L 97-113	15-29
Nov 1	@ Indiana	L 108-115	1-3	Jan 15	Detroit	L 97-102	15-30
Nov 2	@ Atlanta	W 123-116	2-3	Jan 17	Denver	L 121-127	15-31
Nov 4	Golden State	W 117-97	3-3	Jan 20	Indiana	W 108-95	16-31
Nov 6	Phoenix	W 119-108	4-3	Jan 22	@ Dallas	L 73-122	16-32
Nov 8	Dallas	L 97-109	4-4	Jan 25	@ Portland	L 98-105	16-33
Nov 10	@ Sacramento	W 101-91	5-4	Jan 26	@ Utah	L 88-96	16-34
Nov 12	@ New Orleans	W 126-99	6-4	Jan 31	Denver	W 120-116	17-34
Nov 13	@ Minnesota	L 99-125	6-5	Feb 2	@ Washington	L 108-116	17-35
Nov 15	Brooklyn	W 125-118	7-5	Feb 3	@ Boston	L 107-113	17-36
Nov 18	San Antonio	L 107-116	7-6	Feb 6	@ New York	W 121-107	18-36
Nov 20	Chicago	L 110-118	7-7	Feb 8	@ Detroit	L 102-121	18-37
Nov 22	@ Oklahoma City	W 111-109	8-7	Feb 8	@ Milwaukee	W 122-114	19-37
Nov 23	@ Golden State	L 106-149	8-8	Feb 14	Sacramento	L 96-97	19-38
Nov 25	Golden State	L 85-109	8-9	Feb 15	@ Phoenix	L 101-137	19-39
Nov 27	Atlanta	W 109-94	9-9	Feb 24	@ Oklahoma City	L 93-110	19-40
Nov 29	@ New Orleans	L 88-105	9-10	Feb 26	San Antonio	L 98-119	19-41
Nov 30	@ Chicago	W 96-90	10-10	Feb 28	Charlotte	L 104-109	19-42
Dec 2	@ Toronto	L 80-113	10-11	Mar 3	Boston	L 95-115	19-43
Dec 3	@ Memphis	L 100-103	10-12	Mar 5	New Orleans	L 97-105	19-44
Dec 5	Utah	L 101-107	10-13	Mar 7	@ Dallas	L 111-122	19-45
Dec 7	@ Houston	L 95-134	10-14	Mar 9	@ Phoenix	W 122-110	20-45
Dec 9	Phoenix	L 115-119	10-15	Mar 12	Philadelphia	L 116-118	20-46
Dec 11	New York	L 112-118	10-16	Mar 13	@ Denver	L 101-129	20-47
Dec 12	@ Sacramento	L 92-116	10-17	Mar 15	@ Houston	L 100-139	20-48
Dec 14	@ Brooklyn	L 97-107	10-18	Mar 17	Milwaukee	L 103-107	20-49
Dec 16	@ Philadelphia	W 100-89	11-18	Mar 19	Cleveland	L 120-125	20-50
Dec 17	@ Cleveland	L 108-119	11-19	Mar 21	L.A. Clippers	L 109-133	20-51
Dec 20	@ Charlotte	L 113-117	11-20	Mar 24	@ Minnesota	W 130-119 (OT)	21-51
Dec 22	@ Miami	L 107-115	11-21	Mar 26	Portland	L 81-97	21-52
Dec 23	@ Orlando	L 90-109	11-22	Mar 28	Washington	L 108-119	21-53
Dec 25	L.A. Clippers	W 111-102	12-22	Mar 30	@ Minnesota	L 104-119	21-54
Dec 27	Utah	L 100-102	12-23	Apr 1	@ L.A. Clippers	L 104-115	21-55
Dec 29	Dallas	L 89-101	12-24	Apr 2	Memphis	W 108-103	22-55
Jan 1	Toronto	L 114-123	12-25	Apr 5	@ San Antonio	W 102-95	23-55
Jan 3	Memphis	W 116-102	13-25	Apr 7	Sacramento	W 98-94	24-55
Jan 5	@ Portland	L 109-118	13-26	Apr 9	Minnesota	W 110-109	25-55
Jan 6	Miami	W 127-100	14-26	Apr 11	New Orleans	W 108-96	26-55
Jan 8	Orlando	W 111-95	15-26	Apr 12	@ Golden State	L 94-109	26-56





**35-47 - 3RD IN PACIFIC DIVISION**

**Head Coach:** Luke Walton  
**Asst. Coaches:** Brian Shaw, Jesse Mermuys, Brian Keefe, Mark Madsen, Jud Buchler, Miles Simon  
**Starting:** Luol Deng, Alex Caruso, Tyler Ennis, Kentavious Caldwell-Pope, Lonzo Ball, Josh Hart, Isaiah Thomas  
**Seated:** Julius Randle, Kyle Kuzma, Brandon Ingram, Brook Lopez, Ivica Zubac, Thomas Bryant, Channing Frye



**2017-18 REGULAR SEASON STATISTICS / GAME-BY-GAME RESULTS**

	G		S		Min.		FGM		FGA		Pct.		3-POINT FG		FTM		FTA		Pct.		REBOUNDS		SCORING	
	GS	GS	Min.	FGM	FGA	Pct.	FGM	FGA	Pct.	FTM	FTA	Pct.	Off.	Def.	Tot.	Ast.	PF	Dq.	Stl.	To.	Blk.	Pts.	Avg	
Randle	82	49	2190	504	904	.558	10	45	.222	305	425	.718	181	473	654	210	274	6	43	213	45	1323	16.1	
Kuzma	77	37	2401	468	1039	.450	159	434	.366	147	208	.707	88	395	483	141	160	0	49	140	34	1242	16.1	
B. Ingram	59	59	1975	358	761	.470	41	105	.390	192	282	.681	57	257	314	230	163	1	45	149	43	949	16.1	
Thomas †	17	1	456	87	227	.383	33	101	.327	58	63	.921	10	26	36	85	33	0	6	54	1	265	15.6	
Clarkson*	53	2	1256	299	667	.448	68	210	.324	105	132	.795	44	115	159	173	63	0	39	25	3	771	14.5	
Caldwell-Pope	74	74	2458	340	798	.426	159	415	.383	153	194	.789	60	327	387	162	145	0	106	97	16	992	13.4	
Lopez	74	72	1735	369	793	.466	112	325	.345	111	158	.703	74	220	294	126	195	0	30	98	98	961	13.0	
A. Ingram	2	0	64	8	17	.471	5	9	.556	3	3	1.000	1	5	6	7	3	0	3	3	3	24	12.0	
Ball	52	50	1780	203	564	.360	90	295	.305	32	71	.451	69	291	360	376	117	0	88	136	43	528	10.2	
Nance*	42	17	922	152	253	.601	1	4	.250	55	87	.632	108	176	284	57	113	0	59	41	20	360	8.6	
Hart	63	23	1460	176	375	.469	78	197	.396	66	94	.702	42	221	263	80	107	1	47	47	16	496	7.9	
Frye †	9	0	150	20	43	.465	9	25	.360	3	4	.750	2	23	25	10	15	0	1	4	1	52	5.8	
Wear	17	0	228	25	72	.347	17	47	.362	8	8	1.000	0	38	38	7	30	0	4	6	5	75	4.4	
Ennis	54	11	683	94	224	.420	14	56	.250	22	29	.759	19	76	95	105	75	1	30	38	10	224	4.1	
Zubac	43	0	410	61	122	.500	0	1	.000	39	51	.765	45	78	123	25	47	0	8	26	15	161	3.7	
Brewer*	54	2	694	78	172	.453	8	43	.186	34	51	.667	23	70	93	41	83	1	41	38	8	198	3.7	
Caruso	37	7	562	50	116	.431	13	43	.302	21	30	.700	15	50	65	75	52	0	23	42	10	134	3.6	
Payton †	11	0	115	17	41	.415	4	13	.308	1	0	.167	9	18	27	12	13	0	4	4	2	39	3.5	
Deng †	1	1	13	1	2	.500	0	0	---	0	0	---	0	0	0	0	0	0	1	1	0	2	2.0	
Bogut*	24	5	216	17	25	.680	0	0	---	2	2	1.000	26	52	78	15	40	1	4	19	13	36	1.5	
Hayes*	2	0	11	1	3	.333	0	2	.000	1	1	1.000	0	0	0	2	0	0	0	0	0	3	1.5	
Bryant	15	0	72	8	21	.381	1	10	.100	5	9	.556	3	14	17	6	6	0	1	2	2	22	1.5	
Williams*	2	0	9	1	4	.250	0	2	.000	0	0	---	0	1	1	0	0	0	0	0	0	2	1.0	
Blue*	5	0	45	1	5	.200	0	2	.000	1	2	.500	0	1	1	3	2	0	1	3	0	3	0.6	

DATE	OPPONENT	BOX SCORE	W / L	DATE	OPPONENT	BOX SCORE	W / L
Oct 19	LA Clippers	L 92-108	0-1	Jan 13	@ Dallas	W 107-101 (OT)	15-27
Oct 20	@ Phoenix	W 132-130	1-1	Jan 15	@ Memphis	L 114-123	15-28
Oct 22	New Orleans	L 112-119	1-2	Jan 17	@ Oklahoma City	L 90-114	15-29
Oct 25	Washington	W 102-99 (OT)	1-2	Jan 19	Indiana	W 99-86	16-29
Oct 27	Toronto	W 102-99 (OT)	2-3	Jan 21	New York	W 127-107	17-29
Oct 28	@ Utah	L 81-96	2-4	Jan 23	Boston	W 108-107	18-29
Oct 31	Detroit	W 113-93	3-4	Jan 26	@ Chicago	W 108-103	19-29
Nov 2	@ Portland	L 110-113	3-5	Jan 28	@ Toronto	L 111-123	19-30
Nov 3	Brooklyn	W 124-112	4-5	Jan 31	@ Orlando	L 105-127	19-31
Nov 5	Memphis	W 107-102	5-5	Feb 2	@ Brooklyn	W 102-99	20-31
Nov 8	@ Boston	L 107-96	5-6	Feb 4	@ Oklahoma City	W 108-104	21-31
Nov 9	@ Washington	L 95-111	5-7	Feb 6	Phoenix	W 112-93	22-31
Nov 11	@ Milwaukee	L 90-98	5-8	Feb 8	Oklahoma City	W 106-81	23-31
Nov 13	@ Phoenix	W 100-93	6-8	Feb 10	@ Dallas	L 123-130	23-32
Nov 15	Philadelphia	L 109-115	6-9	Feb 14	@ New Orleans	L 113-139	23-33
Nov 17	Phoenix	L 113-122	6-10	Feb 15	@ Minnesota	L 101-107	23-34
Nov 19	Denver	W 127-109	7-10	Feb 23	Dallas	W 124-102	24-34
Nov 21	Chicago	W 102-94	8-10	Feb 24	@ Sacramento	W 113-108	25-34
Nov 22	@ Sacramento	L 102-113	8-11	Feb 26	@ Atlanta	W 123-104	26-34
Nov 27	@ LA Clippers	L 115-120	8-12	Mar 1	@ Miami	W 131-113	27-34
Nov 29	Golden State	L 123-127 (OT)	8-13	Mar 3	@ San Antonio	W 116-112	28-34
Dec 2	@ Denver	L 100-115	8-14	Mar 5	Portland	L 103-108	28-35
Dec 3	Houston	L 95-118	8-15	Mar 7	Orlando	W 108-107	29-35
Dec 7	@ Philadelphia	W 107-104	9-15	Mar 9	@ Denver	L 116-125	29-36
Dec 9	@ Charlotte	W 110-99	10-15	Mar 11	Cleveland	W 127-113	30-36
Dec 12	@ New York	L 109-113 (OT)	10-16	Mar 13	Denver	W 112-103	31-36
Dec 14	@ Cleveland	L 112-121	10-17	Mar 14	@ Golden State	L 106-117	31-37
Dec 18	Golden State	L 114-116 (OT)	10-18	Mar 16	Miami	L 91-92	31-38
Dec 20	@ Houston	W 122-116	11-18	Mar 19	@ Indiana	L 100-110	31-39
Dec 22	@ Golden State	L 106-113	11-19	Mar 22	@ New Orleans	L 125-128	31-40
Dec 23	Portland	L 92-95	11-20	Mar 24	@ Memphis	W 100-93	32-40
Dec 25	Minnesota	L 104-121	11-21	Mar 26	@ Detroit	W 106-112	32-40
Dec 27	Memphis	L 99-109	11-22	Mar 28	Dallas	W 103-93	33-41
Dec 29	LA Clippers	L 106-121	11-23	Mar 30	Milwaukee	L 122-124 (OT)	33-42
Dec 31	@ Houston	L 142-148 (2OT)	11-24	Apr 1	Sacramento	L 83-84	33-43
Jan 1	@ Minnesota	L 96-114	11-25	Apr 3	@ Utah	L 110-117	33-44
Jan 3	Oklahoma City	L 96-133	11-26	Apr 4	San Antonio	W 122-112	34-44
Jan 5	Charlotte	L 94-108	11-27	Apr 6	Minnesota	L 96-113	34-45
Jan 7	Atlanta	W 132-113	12-27	Apr 8	Utah	L 97-112	34-46
Jan 9	Sacramento	W 99-86	13-27	Apr 10	Houston	L 99-105	34-47
Jan 11	San Antonio	W 93-81	14-27	Apr 11	@ LA Clippers	W 115-100	35-47

# LAKERS ALL-TIME DRAFT CHOICES

Early draft records are incomplete, so until 1956, players are listed in the order in which they were selected. Round & overall selection indicated for each player thereafter.

## 1948

1. Cliff Crandall	Oregon St.
- Arnie Ferrin	Utah
- Earl Gardner	DePauw
- Dee Gibson	Western Kentucky
- Chuck Hanger	California
- Ken Jastrow	Denver
- Bob Lowther	Louisiana St.
- Junior Skogland	Gustavus Adolphus
- Quentin Stinson	Southern Illinois
- Johnny Orr	Beloit

## 1949

1. Vern Mikkelsen	Hamline
- Bob Harrison	Michigan

## 1950

1. Kevin O'Shea	Notre Dame
- Hal Haskins	Hamline
- Howie Williams	Purdue
- Bud Grant	Minnesota
- Ed Beach	West Virginia
- Wayne Glasgow	Oklahoma
- Joe Hutton	Hamline
- Newt Benson	Wisconsin-River Falls
- Jim Reilly	Swarthmore
- Andy Butchko	Purdue

## 1951

1. Whitey Skoog	Minnesota
- Lew Hitch	Kansas St.
- Bob Payne	Oregon St.
- Gale McArthur	Oklahoma A&M
- Leo Vander Kuy	Michigan
- Deward Dopsom	Arkansas Tech
- Ed Head	Kansas St.

## 1952

1. Tom Ackerman	West Liberty
- Jim Bishop	Mississippi Southern
- Rod Fletcher	Illinois
- Cliff Haag	Wyoming
- Jim Holstein	Cincinnati
- Bob Holt	Tulane
- Tom Katsimpalis	Eastern Illinois
- Clyde Lovellette	Kansas
- Dick Means	Minnesota
- Dwight Morrison	USC
- Carl McNulty	Purdue
- Ed Ramiraz	Centenary
- Don Schneider	Arizona
- Gene Smith	Xavier (Ohio)
- Gene Smith	Huron
- Homer Spain	Union (Tenn.)
- John Wallesea	Memphis St.

## 1953

1. Jim Fritzsche	Hamline
- Ron Feierisel	DePaul
- Hartly Kruger	Idaho
- Ken Flowers	USC
- Zippy Morroco	Georgia
- Pete Silas	Georgia Tech
- Lloyd Olmstead	Cornell (Iowa)
- Joe Richey	Brigham Young
- Hank Budde	Xavier (Ohio)
- Walt Kearns	Arkansas
- Bill Chambers	William & Mary
- Harold Christensen	Brigham Young
- Bob Gelle	Minnesota
- Lloyd Thorgaard	Hamline
- Bob Gussner	Hamline
- Chuck Wolfe	North Dakota
- Doug Atkins	Tennessee
- Roger Kuss	River Falls St.

## 1954

1. Ed Kalafat	Minnesota
- Al Bianchi	Bowling Green
- Don Lance	Rice
- Gene Schwinger	Rice
- Buzz Bennett	Minnesota
- Nick Revon	Mississippi Southern
- Dan Finch	Vanderbilt
- Bob Hopkins	Pasadena
- Dick Garmaker	Minnesota
- John Blevier	Northwestern

## 1955

1. Bill Banks	SW Texas
- Don Boldeback	Houston
- Dick Boushka	St. Louis
- Don Bragg	UCLA
- Dick Garmaker	Minnesota
- K. C. Jones	San Francisco
- Chuck Mencil	Minnesota
- John Miller	Ohio St.
- Jim Scott	West Texas
- Bill Warden	North Central (Ill.)
- O'Neal Weaver	Midwestern (Tex.)

## 1956

1. Elgin Baylor	Seattle
- Jim Paxson	Dayton
- Terry Rand	Marquette
- Jerry Bird	Kentucky
- Lloyd Aubrey	Notre Dame
- Bill Reigel	McNeese St.
- Phil Jordon	Whitworth
- John Barber	Cal St. Los Angeles
- Sam Jones	North Carolina Coll.
- Jim Springer	Gustavus Adolphus
- Phil Graumeyer	Kentucky
- Robert Hodgson	Wichita
- Carl Wildseth	Tennessee
- John Patzwald	Gustavus Adolphus

## 1957

1. Jim Krebs	SMU	(3)
2. Harvey Schmidt	Illinois	(11)
3. Jim Spivey	SE Oklahoma	(19)
4. George Brown	Wayne St.	(27)
5. Gary Thompson	Iowa St.	(35)
6. Phil Murrell	Drake	(43)
7. George Ferguson	Michigan	(51)
8. John Haaven	North Dakota	(58)
9. Jim Sulton	N. Dakota St.	(65)
10. Gordon Fosness	Dakota Wesleyan	(71)

## 1958

1. Elgin Baylor	Seattle	(1)
2. Steve Hamilton	Morehead St.	(9)
3. Alex Ellis	Niagara	(16)
4. George Kline	Minnesota	(24)
5. Quitman Sullins	Murray St.	(32)
6. Al Inness	St. Francis (NY)	(40)
7. Jim Bond	Pasadena	(48)
8. Ed Brinkley	Clemson	(56)
9. Joe Hobbs	Florida	(63)
10. Shorty Patterson	Gustavus Adolphus	(69)
11. Hal Duffy	Oregon	(74)
12. Gary Simmons	Idaho	(78)
13. Jerry Alcom	Fresno St.	(82)

## 1959

1. Tom Hawkins	Notre Dame	(3)
2. Rudy LaRusso	Dartmouth	(10)
3. Bob Smith	West Virginia	(18)
4. Wilson Eison	Purdue	(26)
5. Bobby Joe Mason	Bradley	(34)
6. Jim Henry	Vanderbilt	(42)
7. Charley Grote	Georgetown (Ky.)	(50)
8. Leon Hill	Texas Tech	(57)
9. Jim Mudd	N. Texas St.	(63)
10. Roger Johnson	Minnesota	(69)
11. Jack Evans	Superior St.	(75)
12. Vern Baggenstoss	St. Cloud St.	(79)
13. Dwayne Smith	Gustavus Adolphus	(81)

## 1960

1. Jerry West	West Virginia	(2)
3. Jim Hagen	Tenn. Tech	(18)
4. Wally Frank	Kansas St.	(26)
5. George Farley	Cornell	(34)
6. Bobby Goodall	Tulsa	(42)
7. Howard Jolliff	Ohio	(50)
8. John Werhas	USC	(57)
9. Claude Lefevre	Gonzaga	(64)
10. Dick Harvey	Creighton	(70)
11. Sterling Forbes	Pepperdine	(75)
12. Willie Jones	American	(79)

## 1961

1. Wayne Yates	Memphis St.	(5)
2. Fred Sawyer	Louisville	(13)
3. Frank Burgess	Gonzaga	(27)
4. Charles Hanke	Missouri	(36)
5. Bill Lickert	Kentucky	(45)
6. Bill McClintock	California	(54)
7. Albert Alamanza	Texas	(63)
8. Bill Ellis	UCLA	(72)
9. Carl Anderson	Oregon St.	(80)
10. Robert Williams	Hancock	(87)
11. Howard Hurst	Duke	(95)



# LAKERS ALL-TIME DRAFT CHOICES

## 1962

1. Leroy Ellis	St. Johns	(6)
2. Gene Wiley	Wichita St.	(15)
3. John Greene	UCLA	(24)
4. Jan Loudermilk	SMU	(33)
5. Art Whisnant	S. Carolina	(42)
6. Buck Keller	Virginia Tech	(51)
8. Bill Garner	Oregon St.	(70)
9. Bill Matson	Minnesota	(79)

## 1963

1. Roger Strickland	Jacksonville	(7)
2. Jim King	Tulsa	(13)
2. Mel Gibson	W. Carolina	(16)
3. Lyfe Harger	Houston	(25)
4. Layton Johns	Auburn	(34)
5. Larry Jones	Toledo	(43)
6. Warren Stade	Westminster	(52)
7. Gordie Martin	USC	(62)

## 1964

1. Walt Hazzard	UCLA	(1)
2. Colton Nash	Kentucky	(14)
3. Tom Does	Stanford	(23)
4. Henry Finkel	Dayton	(32)
5. John Savage	N. Texas St.	(41)
6. Troy Collier	Utah St.	(50)
7. Steve Anstett	Portland	(59)
9. Jay Buckley	Duke	(68)

## 1965

1. Gail Goodrich	UCLA	(3)
2. John Fairchild	BYU	(15)
3. Jim Caldwell	Georgia Tech	(24)
4. Brooks Hendersen	Florida	(33)
5. A.W. Davis	Tennessee	(42)
6. Theo Cruze	Seattle	(48)
7. Dwayne Cruze	Idaho St.	(57)
8. George Unselnd	Kansas	(68)
9. Maribert Pratt	Dillard	(75)
10. Don Rae	Montana St.	(81)
11. Bob Andrews	Alabama	(87)

## 1966

1. Jerry Chambers	Utah	(7)
2. Henry Finkel	Dayton	(17)
3. John Block	USC	(27)
4. Archie Clark	Minnesota	(37)
5. Stan Washington	Michigan St.	(48)
6. Keith Thomas	Vanderbilt	(57)
7. Tab Jackson	Idaho College	(66)
8. John Wetzel	Virginia Tech	(76)
9. Julian Hammond	Tulsa	(83)
10. Mike Rooney	Oklahoma	(90)
11. George Grams	Purdue	(97)

## 1967

2. Randy Mahaffey	Clemson	(16)
3. Dwight Smith	W. Kentucky	(23)
4. Cliff Anderson	St. Josephs	(35)
5. Joe Allen	Bradley	(47)
6. Gary Keller	Florida	(59)
7. Jamie Thompson	Wichita St.	(71)
8. Don Carlos	Oterbein	(83)
9. Jay McMillan	Maryland	(94)
10. Don Kruze	Houston	(105)
11. Nick Pino	Kansas St.	(116)
12. Ben Monroe	New Mexico	(127)
13. Gary Jones	Iowa	(137)

## 1968

1. Bill Hewitt	USC	(11)
4. Ed Biedenback	N. Carolina St.	(45)
5. Lou Shepard	SW Missouri St.	(59)
6. Nick Pino	Kansas St.	(73)
7. Dennis Hrcka	Hillsdale	(87)
8. John Smith	USC	(101)
9. George Stone	Marshall	(115)
10. Charles Alford	E. Carolina	(129)
11. Harry Singletary	Presbyterian	(142)
12. Reggie Lacey	W. Michigan	(155)
13. Harvey Mumford	Montana St.	(167)
14. John Godfrey	Abilene Christ.	(178)
15. John Baum	Temple	(187)
16. Mike Eberle	Wyoming	(195)

## 1969

1. Willie McCarter	Drake	(12)
1. Rick Roberson	Cincinnati	(15)
2. Dick Garrett	S. Illinois	(27)
5. Wilber Jones	Albany St.	(69)
6. Dick Grubar	N. Carolina	(83)
7. Kari Limbo	BYU	(97)
8. Joe Smith	Oklahoma St.	(111)
9. Jim Smith	N. Illinois	(125)
10. Phil Argento	Kentucky	(139)
11. Ron Peret	Texas A&M	(153)
12. Jack Gillespie	Montana St.	(166)
13. Mallory Chestnutt	Tuskegee	(178)
14. Mack Calvin	USC	(187)

## 1970

1. Jim McMillian	Columbia	(13)
2. Earnest Killum	Stetson	(30)
4. Larry Mikani	Minnesota	(64)
5. John Fultz	Rhode Island	(81)
6. Jerry Kroll	Davidson	(98)
7. W. Woods	E. Kentucky	(115)
8. Rick Mount	Purdue	(132)
9. Bobby Sands	Pepperdine	(149)
10. Kindell Stephens	Fisk	(166)
11. Bob Duklet	Boston College	(181)
12. Dewey Varner	Tuskegee	(192)
13. Garry Elliott	Washington	(202)
14. Ron Sanford	New Mexico	(212)
15. Will Teague	Youngstown	(221)
16. Pete Walthour	Fort Valley	(228)
17. Bob Thale	Occidental	(233)

## 1971

1. Jim Clemons	Ohio St.	(13)
4. Roger Brown	Kansas	(64)
5. Lee Dedmon	N. Carolina	(81)
6. Bill Brickhouse	Montana St.	(98)
7. Gene Gathers	Bradley	(115)
8. Luke Adams	Lamar Tech	(132)
9. Bob Cheeks	Whittier	(148)
10. Cliff Moseley	Quinnipiac	(164)

## 1972

1. Travis Grant	Kentucky St.	(13)
2. Jim Price	Louisville	(16)
2. Paul Stovall	Arizona St.	(22)
3. Gregg Northington	Ala. St.	(47)
5. Glen Summors	Gannon	(80)
6. Sam Simmons	Bradley	(97)

## 1973

1. Kermit Washington	American	(5)
2. Bill Schaeffer	St. Johns	(23)
2. Jim Chones	Marquette	(31)
2. John Perry	Pan American	(34)
4. Larry Finch	Memphis St.	(68)
5. Kresimer Cosic	BYU	(84)
6. David Brent	Jacksonville	(102)
7. Nate Hawthorne	S. Illinois	(118)
8. Roy McPipe	E. Montana	(136)

## 1974

1. Brian Winters	S. Carolina	(12)
2. Bill Knight	Pittsburgh	(21)
3. Jim Bradley	N. Illinois	(48)
4. Ron de Vries	Illinois St.	(67)
5. Seymour Reed	Bradley	(84)
6. Billy Morris	St. Louis	(103)
7. Dennis Van Zant	Azusa Pacific	(120)
8. Bob Florence	UNLV	(139)

## 1975

1. David Meyers	UCLA	(2)
1. Junior Bridgeman	Louisville	(6)
4. C.J. Kupec	Michigan	(58)
5. Charles Russell	Alabama	(74)
6. Don Ford	UCSB	(92)
7. Rick Suttle	Kansas	(110)
8. Mike Cashman	Willamette	(128)

## 1976

2. Earl Tatum	Marquette	(21)
3. Mike Dabney	Rutgers	(36)
3. Tom Abernathy	Indiana	(43)
4. Wayman Britt	Michigan	(60)
6. Ed Schweitzer	Stanford	(95)
7. Tom Lipsey	Cal St. L.A.	(113)
8. Ed Gregg	Utah St.	(132)
9. David Pickett	Northeast	(151)

## 1977

1. Kenny Carr	N. Carolina St.	(6)
1. Brad Davis	Maryland	(15)
1. Norm Nixon	Duquesne	(22)
3. James Edwards	Washington	(46)
4. Tony Robertson	West Virginia	(88)
5. John Robinson	Michigan	(110)
6. Grove Woolard	Murray St.	(131)
7. Lars Hansen	Washington	(151)
8. Art Allen	Pepperdine	(170)

## 1978

2. Ron Carter	VMI	(26)
2. Lew Massey	NC Charlotte	(38)
3. Michael Cooper	New Mexico	(60)
4. Harold Robertson	Lincoln	(82)
5. Carlos Terry	Winston-Salem	(104)
6. Kim Stewart	Washington	(126)
7. Larry Paige	Colorado St.	(147)

## 1979

1. Earvin Johnson	Michigan St.	(1)
1. Brad Holland	UCLA	(14)
2. Oliver Mack	E. Carolina	(25)
2. Victor King	Louisiana Tech	(39)
2. Mark Young	Fairfield	(41)
3. Walter Daniels	Georgia	(60)
4. Ray White	Mississippi St.	(79)
4. Ricky Reed	Temple	(81)

# LAKERS ALL-TIME DRAFT CHOICES

## 1980

2. Wayne Robinson	Virginia Tech	(31)
2. Butch Carter	Indiana	(37)
4. Tony Jackson	Florida St.	(87)
4. Ron Baxter	Texas	(91)
5. Rick Ralvivo	Portland	(114)
6. Odis Boddie	N. Alabama	(137)
7. Charles Davis	Vanderbilt	(160)
8. Melvin Hooker	Edinboro	(177)

## 1981

1. Mike McGee	Michigan	(19)
2. Harvey Knuckles	Toledo	(39)
2. Elvis Rolle	Florida St.	(42)
3. Zam Fredrick	S. Carolina	(51)
3. Ron Corneliuss	Pacific	(65)
4. Kevin McKenna	Creighton	(88)
5. Craig Watts	N. Carolina St.	(111)
6. Kevin Singleton	California	(134)
7. Larry Petty	Wisconsin	(157)
8. Jay Triano	Simon Fraser	(179)

## 1982

1. James Worthy	N. Carolina	(1)
2. Willie Jones	Vanderbilt	(54)
3. Mike Hackett	Jacksonville	(67)
4. Craig McCormick	W. Kent.	(90)
5. Howard McNeil	Seton Hall	(113)
6. Lyndner Rose	Houston	(137)
7. Maurice Williams	USC	(160)
8. Micah Blunt	Tulane	(183)
9. Tim Byrne	Rutgers	(204)

## 1983

3. Orlando Phillips	Pepperdine	(69)
4. Terry Lewis	Mississippi St.	(92)
5. Dan Dixon	Alabama A&M	(115)
6. Mark Steele	Colorado St.	(138)
7. Ricky Mixon	Cal St. Fullerton	(161)

## 1984

1. Earl Jones	District of Col.	(23)
3. George Singleton	Furman	(69)
4. John Revelli	Stanford	(92)
5. Lance Berwald	N. Dakota St.	(115)
6. Keith Jones	Stanford	(138)
7. Richard Haenisch	Chaminade	(161)

## 1985

1. A.C. Green	Oregon St.	(23)
4. Dexter Shouse	S. Alabama	(92)
5. Timo Sarrelainen	BYU	(115)
6. Tony Neal	Cal St. Fullerton	(138)
7. Keith Cieplicki	Wil. & Mary	(161)

## 1986

1. Ken Barlow	Notre Dame	(23)
2. Ron Kellogg	Kansas	(42)
3. Andre Turner	Memphis St.	(69)
4. Dale Blaney	West Virginia	(92)
5. Roger Harden	Kentucky	(115)
6. Walter Downing	Marquette	(138)
7. Mark Coleman	Mississippi St.	(161)

## 1987

3. Willie Glass	St. Johns	(69)
4. Ralph Tally	Norfolk St.	(92)
5. Kenny Travis	New Mexico St.	(115)
6. Frank Ford	Auburn	(138)
7. Ron Vanderschaaf	C. Washington	(161)

## 1988

1. David Rivers	Notre Dame	(25)
-----------------	------------	------

## 1989

1. Vlade Divac	Yugoslavia	(26)
----------------	------------	------

## 1990

1. Elden Campbell	Clemson	(27)
2. Tony Smith	Marquette	(51)

## 1991

2. Anthony Jones	Oral Roberts	(52)
------------------	--------------	------

## 1992

1. Anthony Peeler	Missouri	(15)
2. Duane Cooper	USC	(36)

## 1993

1. George Lynch	N. Carolina	(12)
2. Nick Van Exel	Cincinnati	(37)

## 1994

1. Eddie Jones	Temple	(10)
----------------	--------	------

## 1995

2. Frankie King	W. Carolina	(37)
-----------------	-------------	------

## 1996

1. Derek Fisher	Ark.-Little Rock	(24)
-----------------	------------------	------

## 1997

2. DeJuan Wheat	Louisville	(52)
2. Paul Rogers	Gonzaga	(54)

## 1998

1. Sam Jacobson	Minnesota	(26)
2. Ruben Patterson	Cincinnati	(31)
2. Toby Bailey	UCLA	(45)

## 1999

1. Devean George	Augsburg	(23)
2. John Celestand	Villanova	(30)

## 2000

1. Mark Madsen	Stanford	(29)
----------------	----------	------

## 2001

No Picks

## 2002

1. Chris Jeffries	Fresno St.	(27)
-------------------	------------	------

## 2003

1. Brian Cook	Illinois	(24)
2. Luke Walton	Arizona	(32)

## 2004

1. Sasha Vujacic	Slovenia	(27)
2. Marcus Douthit	Providence	(56)

## 2005

1. Andrew Bynum	St. Josephs HS	(10)
2. Ronny Turiaf	Gonzaga	(37)
2. Von Wafer	Florida St.	(39)

## 2006

1. Jordan Farmar	UCLA	(26)
2. Cheick Samb	Senegal	(51)

## 2007

1. Javaris Crittenton	Georgia Tech	(19)
2. Sun Yue	China	(40)
2. Marc Gasol	Spain	(48)

## 2008

2. Joe Crawford	Kentucky	(58)
-----------------	----------	------

## 2009

1. Toney Douglas	Florida State	(29)
2. Patrick Beverley	Arkansas	(42)
2. Chinemelu Elonu	Texas A&M	(59)

## 2010

2. Devin Ebanks	West Virginia	(43)
2. Derrick Caracter	UTEP	(58)

## 2011

2. Darius Morris	Michigan	(41)
2. Andrew Goudelock	Charleston	(46)
2. C. Maduabum	Nigeria	(56)
2. Ater Majok	Sudan	(58)

## 2012

2. Robert Sacre	Gonzaga	(60)
-----------------	---------	------

## 2013

2. Ryan Kelly	Duke	(48)
---------------	------	------

## 2014

1. Julius Randle	Kentucky	(7)
------------------	----------	-----

## 2015

1. D'Angelo Russell	Ohio St.	(2)
1. Larry Nance Jr.	Wyoming	(27)
2. Anthony Brown	Stanford	(34)

## 2016

1. Brandon Ingram	Duke	(2)
2. Ivica Zubac	Croatia	(32)

## 2017

1. Lonzo Ball	UCLA	(2)
2. Tony Bradley	North Carolina	(28)

## 2018

1. Moritz Wagner	Michigan	(25)
2. Sviatoslav Mykhailiuk	Kansas	(47)



**1948-49**

8/30/48 Purchased Mike Bloom from Boston.  
 12/1/48 Released Mike Bloom.  
 2/7/49 Purchased Whitey Kachan from Chicago.

**1949-50**

6/22/49 Purchased Gene Stump from Boston.  
 12/7/49 Purchased Billy Hassett from Tri-City.  
 12/21/49 Sold Paul Walther to Indianapolis.

**1950-51**

12/11/50 Sold Ed Beach to Tri-City.  
 1/9/51 Drafted Dick Schnittker from Washington in the Dispersal Draft.

**1951-52**

9/21/51 Sold Kevin O'Shea to Milwaukee.  
 10/10/51 Purchased Howie Schultz from Ft. Wayne.  
 1/26/52 Purchased Pep Saul from Baltimore.

**1952-53**

None

**1953-54**

10/27/53 Sold Lew Hitch to Milwaukee.  
 12/21/53 Traded Bobby Watson to Milwaukee for Lew Hitch.  
 2/2/54 Sold Bob Harrison to Milwaukee.

**1954-55**

9/18/54 Traded Pep Saul to Milwaukee for Don Sunderlage.  
 11/28/54 Drafted Bob "Slick" Leonard from Baltimore in the Dispersal Draft.

**1955-56**

11/28/55 Sold Jim Holstein to Ft. Wayne.  
 12/16/55 Purchased Johnny Horan from Ft. Wayne.

**1956-57**

10/24/56 Sold Al Bianchi to Syracuse.  
 10/26/56 Traded Jerry Bird, Phil Jordan & Slater Martin to New York for Walter Dukes & Burdette Haldorson.  
 4/17/57 Traded Clyde Lovelette & Jim Paxson to Rochester for Bob Burrow, Ed Fleming, "Hot" Rod Hundley, Monk Meineke & Art Spoelstra.  
 4/17/57 Traded Ed Kalafat to Ft. Wayne for Corky Devlin.

**1957-58**

9/12/57 Traded Walter Dukes to Detroit for Larry Foust.  
 2/5/58 Traded Art Spoelstra to New York for Bo Erias and cash considerations.  
 2/16/58 Traded Dick Boushka & Terry Rand to St. Louis for Frank Selvy.

**1958-59**

None

**1959-60**

12/1/59 Purchased Ron Sobie from New York.  
 12/15/59 Purchased Frank Selvy from Syracuse.  
 1/24/60 Traded Dick Garmaker and a 1960 2nd round draft pick to New York for Ray Felix and a 1960 4th round draft pick.  
 2/1/60 Traded Larry Foust to St. Louis for Nick Mantis, Chuck Share & Willie Merriweather.

**1960-61**

10/24/60 Signed free agent Gary Alcorn.  
 12/15/60 Waived Gary Alcorn  
 12/15/60 Purchased Ron Johnson from Detroit.  
 4/26/61 Bob Leonard drafted by Chicago in Expansion Draft.  
 6/21/61 Signed free agent Bob Sims.

**1961-62**

N/A Released Gary Alcorn and Ron Johnson.  
 12/1/61 Sold Bob Sims to St. Louis.  
 12/1/61 Purchased Bob McNeil from Philadelphia.  
 N/A Released Bob McNeil, Ray Felix, Wayne Yates & Bob Smith.  
 Howard Joliff retired.

**1962-63**

9/5/62 Purchased Dick Barnett from Syracuse.  
 9/14/62 Traded Tom Hawkins to Cincinnati for a 1963 2nd round draft pick.  
 Rod Hundley retired.  
 N/A Released Rod Horn.

**1963-64**

9/6/63 Claimed Don Nelson off of waivers from Chicago.  
 9/24/63 Claimed Hub Reed off waivers from Cincinnati.  
 Frank Selvy and Jim Krebs retired.  
 10/1/63 Roger Strickland claimed off waivers by Baltimore.  
 4/16/64 Purchased Darrall Imhoff from Detroit.  
 5/1/64 Hub Reed claimed off waivers by New York.  
 5/1/64 Waived Mel Gibson.

**1964-65**

1/28/65 Purchased Bill McGill from Grand Rapids of the North American League.  
 N/A Released Jerry Grote, Bill McGill & Charles Nash.

**1965-66**

10/14/65 Traded Dick Barnett to New York for Bob Boozer.  
 2/1/66 Signed free agent Tom Hoover.  
 5/1/66 Bob Boozer & Jim King are selected by Chicago in the Expansion Draft.  
 5/11/66 Purchased Hank Finkel from Chicago.  
 N/A Released John Fairchild, Tom Hoover & Don Nelson.  
 Gene Wiley retired.

**1966-67**

9/14/66 Purchased Tom Hawkins from Cincinnati.  
 9/22/66 Traded Leroy Ellis to Baltimore for Jim Barnes.  
 1/16/67 Traded Rudy LaRusso and a 1967 1st round draft pick to Detroit for Mel Counts (Detroit sent Ray Scott to Baltimore, who, in turn, sent Counts to LA).  
 5/1/67 John Block (San Diego), Henry Finkel (San Diego) & Walt Hazzard (Seattle) are selected in the Expansion Draft.

**1967-68**

10/21/67 Signed free agent Dennis Hamilton  
 1/9/68 Traded Jim Barnes and a 1968 3rd round draft pick to Chicago for Erwin Mueller.  
 1/12/68 Claimed Fred Crawford on waivers from New York.  
 5/2/68 Signed free agent Jay Carty.  
 5/6/68 Gail Goodrich, Dennis Hamilton & John Wetzel are selected by Phoenix in the Expansion Draft.

**1968-69**

7/9/68 Traded Jerry Chambers, Archie Clark & Darrell Imhoff to Philadelphia for Wilt Chamberlain.  
 9/23/68 Traded Erwin Mueller to Chicago for Keith Erickson.  
 10/8/68 Purchased John Egan from Milwaukee.  
 10/17/68 Waived Ed Biedenbach.

## ALL-TIME TRANSACTIONS

### 1969-70

- 9/9/69 Acquired Mike Lynn from Chicago for a 1971 3rd round draft pick.
- 9/18/69 Sold Fred Crawford to Milwaukee.  
Released Cliff Anderson & Jay Carly.  
Tom Hawkins retired.
- 11/27/69 Traded Bill Hewitt and a 1970 3rd round draft pick to Detroit for Happy Hairston.  
Purchased John Trevsant from Seattle.
- 1/23/70 Dick Garrett (Buffalo), Mike Lynn (Buffalo) & John Egan (Cleveland) are selected in Expansion Draft.
- 5/20/70 Traded Mel Counts to Phoenix for Gail Goodrich.

### 1970-71

- 8/28/70 Claimed Fred Hetzel from Portland on waivers.
- 10/7/70 Claimed Pat Riley from Portland on waivers.
- 11/11/70 Traded John Tresvant to Baltimore for a 1972 2nd round draft pick.

### 1971-72

- 9/11/71 Acquired LeRoy Ellis from Portland for a 1972 2nd round draft pick and cash considerations.
- 9/20/71 Acquired Flynn Robinson from Cincinnati for a 1971 2nd round draft pick.
- 9/20/71 Waived Fred Hetzel, Willie McCarter & Earnie Killum.
- 10/13/71 Traded Rick Roberson to Cleveland for a 1972 2nd round draft pick and 1973 1st & 2nd round draft picks.
- 10/13/71 Claimed John Trapp on waivers from Houston.
- 11/5/71 Elgin Baylor retired.

### 1972-73

- 8/31/72 Traded Jim Cleamons to Cleveland for a 1974 2nd round draft choice.
- 9/19/72 Traded Paul Stovall to Phoenix for a 1974 2nd round draft pick and an additional future selection.
- 10/20/72 Released Roger Brown.
- 11/2/72 Traded LeRoy Ellis & John Trapp to Philadelphia for Mel Counts & Bill Bridges.
- 12/6/72 Traded Flynn Robinson to Baltimore for a 1973 2nd round draft pick.
- 12/6/72 Signed free agent Bill Turner.

### 1973-74

- 8/23/73 Acquired Stan Love from Baltimore in exchange for a 2nd round draft choice and cash considerations.
- 9/17/73 Traded Jim McMillian to Buffalo for Elmore Spencer.
- 10/30/73 Waived Travis Grant.
- 11/1/73 Traded Keith Erickson and a 1974 2nd round draft pick to Phoenix for Connie Hawkins.
- 5/17/74 Traded Jim Chones to Cleveland for a 1975 1st round draft pick.
- 6/14/74 Traded Mel Counts to New Orleans for future considerations.

### 1974-75

- 9/6/74 Signed Cazzie Russell and sent a 1976 1st round draft pick to Golden State as compensation.
- 10/3/74 Acquired Zeldo Beatty from Atlanta for a 1975 2nd round draft pick and cash considerations.
- 11/11/74 Traded Jim Price to Milwaukee for Lucius Allen.
- 11/28/74 Acquired Corky Calhoun from Phoenix for a 1976 2nd round draft pick and 1977 3rd round draft pick.
- 12/6/74 Waived Bill Bridges.
- 12/6/74 Acquired Stu Lantz from New Orleans for a 1975 3rd round draft pick and cash considerations.
- 2/10/75 Waived Stan Love.
- 6/16/75 Traded Elmore Smith, Brian Winters, Dave Meyers, & Junior Bridgeman to Milwaukee for Kareem Abdul-Jabbar & Walt Wesley.

### 1975-76

- 8/8/75 Traded Connie Hawkins to Atlanta for a 1976 3rd round draft pick.
- 9/24/75 Acquired Ron Williams from Milwaukee for a 1976 5th round draft pick.
- 10/1/75 Signed free agent Donnie Freeman.
- 10/21/75 Waived Happy Hairston.
- 10/22/75 Purchased Cornell Warner from Milwaukee.
- 10/28/75 Signed free agent Jim McDaniels.
- 10/30/75 Waived Walt Wesley.
- 11/3/75 Traded Pat Riley to Phoenix for two future draft picks.
- 11/26/75 Waived Ron Williams.
- 1/20/76 Acquired John Roche from Phoenix for future draft considerations.
- 1/21/76 Signed free agent Cliff Meely.
- 2/9/76 Waived Jim McDaniels.
- 5/10/76 Signed free agent Mack Calvin.

### 1976-77

- 7/19/76 Gail Goodrich signs with New Orleans as a veteran free agent.
- 8/5/76 Traded a 1977 2nd round pick & 1978 1st round pick to New Orleans in exchange for a 1977 1st round pick, 1978 1st round pick & 1980 2nd round pick as compensation for Jazz signing Gail Goodrich.
- 9/16/76 Signed free agent Don Chaney.
- 9/29/76 Waived Cliff Meely.
- 10/4/76 Traded future draft pick to Chicago for Allen Murphy.
- 10/5/76 Waived Donnie Freeman.
- 10/6/76 Waived John Roche.
- 10/18/76 Waived Corky Calhoun & Wayman Britt.
- 10/20/76 Acquired Bo Lamar from Detroit for future considerations.
- 10/22/76 Signed Cornell Warner.
- 11/2/76 Signed free agent Marvin Roberts.
- 11/2/76 Waived Allen Murphy.
- 11/2/76 Released Cornell Warner.
- 11/16/76 Traded Malvin Calvin to San Antonio for a 1977 1st round draft pick and cash considerations.
- 11/19/76 Signed free agent Johnny Neumann.

### 1977-78

- 6/6/77 Traded Lucius Allen to Kansas City for Ollie Johnson & 1st and 2nd round draft picks in 1978.
- 6/9/77 Traded Johnny Neumann to Buffalo for a 1977 3rd round draft choice.
- 7/13/77 Signed Jamaal Wilkes as a veteran free agent, sending cash and a 1978 1st round draft pick to Golden State as compensation.
- 9/7/77 Acquired Ernie DiGregorio from Buffalo for future considerations.
- 9/27/77 Waived C.J. Kupec.
- 9/30/77 Traded Ollie Johnson to Atlanta for Lou Hudson.
- 10/17/77 Traded Tony Robertson to Atlanta for a 1979 4th round draft pick.
- 10/17/77 Waived Cazzie Russell.
- 12/13/77 Acquired Adrian Dantley & Dave Robisch from Indiana for Earl Tatum & James Edwards.
- 12/27/77 Acquired Charlie Scott from Boston in exchange for Don Chaney, Kermit Washington and a 1978 1st round draft pick.
- 1/30/78 Waived Ernie DiGregorio.



**1978-79**

- 6/8/78 Traded Tom Abernethy to Buffalo for a 1978 2nd round draft pick.
- 6/26/78 Traded Charlie Scott to Denver for Ron Boone and two 1979 2nd round draft picks.
- 8/24/78 Signed free agent Derrek Dickey.
- 9/14/78 Waived Carlos Terry.
- 10/12/78 Released Derrek Dickey.
- 10/27/78 Signed Jim Price as a veteran free agent and sent a 1980 2nd round pick to Detroit as compensation.
- 10/27/78 Waived Brad Davis.

**1979-80**

- 7/7/79 Signed free agent Irv Kiffin.
- 8/9/79 Waived Jim Price.
- 9/13/79 Traded Adrian Danielley to Utah for Spencer Haywood.
- 10/4/79 Waived Ron Carter.
- 10/5/79 Acquired Jim Chones from Cleveland for Dave Robisch and a 1980 3rd round draft choice.
- 10/5/79 Traded Irv Kiffin to San Antonio for a 1980 2nd round draft pick.
- 10/23/79 Traded Kenny Carr to Cleveland for a 1980 2nd round draft pick and a 1981 2nd round draft pick.
- 10/25/79 Traded Ron Boone to Utah for a 1981 3rd round draft pick.
- 10/25/79 Signed free agent Marty Byrnes.
- 2/14/80 Traded Ollie Mack, a 1980 2nd round draft pick and a 1981 2nd round draft pick to Chicago for Mark Landsberger.
- 2/15/80 Traded Don Ford and a 1980 1st round draft pick to Cleveland in exchange for Butch Lee and a 1982 1st round draft pick.
- 5/28/80 Marty Byrnes selected by Dallas in Expansion Draft.
- 6/10/80 Released Butch Lee.

**1980-81**

- 8/1/80 Signed Myles Patrick.
- 8/13/80 Signed Alan Hardy.
- 8/19/80 Waived Spencer Haywood
- 10/1/80 Traded Wayne Robinson to Detroit for a 1981 2nd round draft pick.
- 10/8/80 Acquired Jim Brewer from Portland for the right to swap 1984 1st round draft picks or a 1984 2nd round draft pick, choosing the latter.
- 11/17/80 Waived Tony Jackson.
- 11/19/80 Traded a 1982 1st round draft pick to New Jersey for Eddie Jordan.
- 12/2/80 Waived Myles Patrick.

**1981-82**

- 8/5/81 Acquired Mitch Kupchak from Washington in exchange for Jim Chones, Brad Holland, a 1982 2nd round draft pick and a 1983 1st round draft pick.
- 8/19/81 Signed free agents Clay Johnson, Harvey Knuckles & Kevin McKenna.
- 8/24/81 Signed free agent Darrell Allums.
- 9/13/81 Signed free agent Kurt Rambis.
- 10/13/81 Waived Clay Johnson.
- 10/15/81 Traded Butch Carter to Indiana for a 1982 3rd round draft pick.
- 10/27/81 Waived Alan Hardy.
- 12/24/81 Acquired Bob McAdoo from New Jersey exchange for a 1983 2nd round draft pick.
- 4/12/82 Signed free agent Clay Johnson.

**1982-83**

- 9/20/82 Signed free agent Joe Cooper.
- 10/8/82 Released Kevin McKenna.
- 10/22/82 Re-signed Mark Landsberger.
- 10/25/82 Waived Hutch Jones.
- 11/2/82 Re-signed Bob McAdoo.
- 11/8/82 Released Joe Cooper.
- 2/15/83 Acquired Dwight Jones from Chicago in exchange for a 1985 2nd round draft pick and cash considerations.
- 4/12/83 Signed free agent Billy Ray Bates.
- 4/16/83 Signed free agent Steve Mix.
- Released Billy Ray Bates.

**1983-84**

- 8/22/83 Waived Dwight Jones.
- 9/7/83 Signed free agents Larry Spriggs & Calvin Garrett. Steve Mix retired.
- 9/27/83 Signed free agent Dale Wilkinson.
- 10/16/83 Traded Norm Nixon, Eddie Jordan a 1986 2nd round draft pick and a 1987 2nd round draft pick to San Diego for Swen Nater & Byron Scott.
- 10/17/83 Waived Dale Wilkinson.
- 11/10/83 Waived Mark Landsberger & Clay Johnson.
- 4/11/84 Signed free agent Eddie Jordan.

**1984-85**

- 9/21/84 Signed free agent Chuck Nevitt. Swen Nater retired.
- 11/6/84 Waived Chuck Nevitt.
- 11/29/84 Signed free agent Ronnie Lester.
- 3/5/85 Signed free agent Chuck Nevitt.

**1985-86**

- 8/19/85 Acquired Maurice Lucas from Phoenix for a 1988 2nd round draft pick and a 1989 2nd round draft pick.
- 8/28/85 Waived Jamaal Wilkes.
- 9/10/85 Re-signed free agent Chuck Nevitt.
- 10/9/85 Sold Earl Jones to San Antonio.
- 10/16/85 Waived Dexter Shouse.
- 11/23/85 Waived Chuck Nevitt.
- 3/10/86 Signed free agent Jerome Henderson.
- 3/18/86 Signed free agent Petur Gudmundsson.
- 6/17/86 Traded Mike McGee and the draft rights to Ken Barlow to Atlanta for Billy Thompson & Ron Kellogg.

**1986-87**

- 9/18/86 Signed free agent Adrian Branch.
- 9/26/86 Waived Maurice Lucas.
- 9/30/86 Mitch Kupchak retired.
- 10/2/86 Sold Ronnie Lester to Seattle.
- 10/9/86 Signed Frank Brickowski, granting Seattle future considerations for not exercising right of 1st refusal.
- 2/13/87 Traded Frank Brickowski, Petur Gudmundsson, a 1987 1st round draft pick, a 1990 2nd round draft pick and cash to San Antonio for Mychal Thompson.

**1987-88**

- 8/28/87 Signed Frank Ford, Willie Glass, Ralph Talley & Ron Vandschaaf.
- 10/1/87 Signed free agent Mike Smrek.
- 10/2/87 Signed free agent Milt Wagner.
- 10/5/87 Signed Wes Matthews.
- 10/7/87 Acquired rights to Jeff Lamp from San Antonio in exchange for a 1988 3rd round draft pick.
- 11/5/87 Sold Adrian Branch to New Jersey.
- 12/12/87 Signed free agent Ray Tolbert.
- 3/14/88 Waived Ray Tolbert.
- 3/30/88 Signed free agent Tony Campbell.
- 6/23/88 Traded a 1992 2nd round draft pick to Miami for not selecting K. Abdul-Jabbar in 1988 Expansion Draft.
- Billy Thompson taken by Miami in Expansion Draft.

## ALL-TIME TRANSACTIONS

---

### 1988-89

8/9/88	Signed free agent Orlando Woolridge.
8/24/88	Signed free agent Milt Wagner.
8/29/88	Signed free agent Kannard Johnson.
8/30/88	Signed free agent Scott Meents.
9/20/88	Renounced rights to Wes Matthews.
10/3/88	Signed free agent Mark McNamara.
10/6/88	Re-signed Tony Campbell.
10/17/88	Waived Scott Meents.
10/24/88	Waived Milt Wagner.
11/2/88	Traded Mike Smrek to San Antonio in exchange for a 1990 2nd round draft pick.
6/15/89	David Rivers taken by Minnesota in Expansion Draft.

### 1989-90

8/4/89	Signed free agent Larry Drew.
9/12/89	Signed free agent Quintin Dailey.
9/18/89	Signed free agents Mike Higgins, Milt Newton & Steve Bucknall.
10/2/89	Signed free agent Mel McCants.
10/13/89	Waived Quintin Dailey.
10/31/89	Waived Milt Wagner.
12/13/89	Waived Mike Higgins.
12/24/89	Signed free agent Jay Vincent.
3/5/90	Waived Steve Bucknall & Michael Higgins.
3/5/90	Signed free agent Jawann Oldham to the first of two 10-day contracts.

### 1990-91

8/3/90	Traded Orlando Woolridge to Denver in exchange for 1993 and 1995 2nd round draft picks.
8/6/90	Signed free agent Sam Perkins.
8/15/90	Waived Michael Cooper.
9/25/90	Acquired Terry Teagle from Golden State in exchange for a 1990 1st round draft pick.
9/25/90	Traded Mark McNamara to San Antonio for choice of Lakers 1991 or 1994 2nd round draft pick.
9/25/90	Signed free agent Tony Brown.
10/2/90	Signed free agent Mario Elie.
10/15/90	Waived Mario Elie.
10/16/90	Signed free agent Irving Thomas.
10/19/90	Waived Michael Young.
12/6/90	Waived Tony Brown.

### 1991-92

9/30/91	Signed free agents Tony Smith & Keith Owens.
10/2/91	Waived Larry Drew & Mychal Thompson.
10/2/91	Acquired Sedale Threatt from Seattle in exchange for 1994, 1995 and 1996 2nd round draft picks.
10/4/91	Signed free agent Jack Haley.
10/29/91	Signed free agent Demetrius Calip.
10/30/91	Waived Anthony Jones & Irving Thomas.
12/5/91	Signed free agent Chucky Brown.
12/6/91	Waived Demetrius Calip.
12/6/91	Signed free agent Rory Sparrow.
12/6/91	Signed Cliff Robinson to the first of two 10-day contracts.
4/8/92	Signed Cliff Robinson for remainder of the season.
5/11/92	Acquired Milwaukee's 1992 and 1995 2nd round draft picks in exchange for releasing the rights to coach Mike Dunleavy.

### 1992-93

8/11/92	Signed Alex Blackwell.
8/13/92	Signed free agents James Edwards & Sean Higgins.
9/29/92	Magic Johnson announced he will play for the Lakers in 1992-93.
9/29/92	Renounced the rights to free agents Terry Teagle, Cliff Robinson, Rory Sparrow, Keith Owens & Chucky Brown.
9/29/92	Waived Sean Higgins.
2/22/93	Traded Sam Perkins to Seattle in exchange for Benoit Benjamin & Doug Christie.
6/21/93	Acquired Sam Bowie and a 1998 2nd round draft pick from New Jersey in exchange for Benoit Benjamin.

### 1993-94

7/15/93	Signed rookie free agent Antonio Harvey.
7/21/93	Released Alex Blackwell, A.C. Green & Byron Scott.
8/30/93	Signed free agent Trevor Wilson.
10/1/93	Signed free agent Kurt Rambis.
11/4/93	Waived Duane Cooper.
12/7/93	Waived Trevor Wilson.
12/14/93	Waived Kurt Rambis.
1/5/94	Re-signed Kurt Rambis.
1/22/94	Signed Reggie Jordan to the first of two 10-day contracts.
2/8/94	Signed Reggie Jordan for remainder of the season.
2/24/94	Acquired Dan Schayes from Milwaukee in exchange for a 2nd round draft choice.

### 1994-95

7/1/94	Acquired Anthony Miller from Golden State in exchange for a 1995 2nd round draft pick.
7/1/94	Renounced the rights to Dan Schayes.
7/21/94	Signed free agent Trevor Ruffin.
9/23/94	Acquired Cedric Ceballos from Phoenix in exchange for a 1995 1st round draft pick.
10/13/94	Traded Doug Christie to New York in exchange for 1997 and 1998 2nd round draft picks.
11/3/94	Waived Trevor Ruffin.
11/10/94	James Worthy announced retirement.
1/10/95	Signed free agent Lester Conner to 10-day contract.
1/20/95	Signed free agent Danny Young to 10-day contract.
1/31/95	Signed free agent Kurt Rambis.
2/22/95	Signed free agent Lloyd Daniels to the first of two 10-day contracts.
2/28/95	Signed free agent Randolph Keys to the first of two 10-day contracts.
3/14/95	Signed Lloyd Daniels & Randolph Keys to a contract for the rest of the season.
4/11/95	Waived Lloyd Daniels.
6/24/95	Antonio Harvey selected by Vancouver in the Expansion Draft.
6/30/95	Acquired Corie Blount from Chicago in exchange for future considerations.

### 1995-96

9/29/95	Sam Bowie retired.
9/29/95	Released Randolph Keys, Kurt Rambis & Tony Smith.
9/29/95	Signed free agent Gerard King.
10/3/95	Signed free agent Fred Roberts.
10/6/95	Signed free agent Kurt Rambis.
10/26/95	Signed free agent Derek Strong.
10/31/95	Waived Gerard Kings & Kurt Rambis.
1/29/96	Signed Earvin Johnson.
5/14/96	Earvin Johnson announces retirement.





**1996-97**

7/11/96 Traded Vlade Divac to Charlotte for Kobe Bryant.  
 7/16/96 Traded Anthony Peeler, George Lynch along with 1998 and 1999 2nd round draft picks to Vancouver in exchange for 1998 and 1999 2nd round draft picks.  
 7/16/96 Signed free agent Sean Rooks.  
 7/17/96 Released Fred Roberts, Derek Strong & Sedale Threatt.  
 7/18/96 Signed free agent Shaquille O'Neal.  
 7/31/96 Signed free agent Travis Knight.  
 8/9/96 Signed free agent Rumeal Robinson.  
 8/12/96 Signed free agent Jerome Kersey.  
 8/15/96 Signed free agent Trevor Wilson.  
 9/11/96 Signed free agent Jaquain Hawkins.  
 10/21/96 Waived Jaquain Hawkins.  
 9/30/96 Signed free agent Byron Scott.  
 12/16/96 Waived Trevor Wilson.  
 1/10/97 Traded Cedric Ceballos & Rumeal Robinson to Phoenix for Robert Horry & Joe Kleine.  
 2/20/97 Acquired George McCloud from New Jersey for Joe Kleine, a 1997 1st round draft pick and a conditional 2nd round pick.  
 2/24/97 Signed Larry Krystkowiak to a 10-day contract.  
 3/5/97 Signed Larry Krystkowiak to a second 10-day contract.

**1997-98**

7/24/97 Signed free agent James Forrest.  
 8/27/97 Signed free agent Jon Barry.  
 8/28/97 Signed free agent Rick Fox.  
 9/17/97 Signed free agent Shea Seals.  
 9/22/97 Signed free agent Mario Bennett.  
 10/2/97 Signed DeJuan Wheat.  
 10/20/97 Waived DeJuan Wheat.  
 10/25/97 Waived James Forrest.  
 6/24/98 Traded Nick Van Exel to Denver for Tony Battie & draft rights to Tyrron Lue.  
 6/24/98 Sold the draft rights to Toby Bailey to Phoenix.

**1998-99**

1/21/99 Traded Tony Battie to Boston for Travis Knight.  
 1/21/99 Signed free agent Derek Harper.  
 2/23/99 Signed free agent Dennis Rodman.  
 2/24/99 Relieved head coach Del Harris of his duties.  
 2/26/99 Hired Kurt Rambis as head coach.  
 3/10/99 Waived Corie Blount.  
 3/10/99 Traded Eddie Jones & Elden Campbell to Charlotte for B.J. Armstrong, J.R. Reid & Glen Rice.  
 3/10/99 Waived B.J. Armstrong.  
 4/15/99 Waived Dennis Rodman.

**1999-00**

6/16/99 Hired Phil Jackson as head coach.  
 9/1/99 Traded Sean Rooks to Dallas for A.C. Green.  
 9/21/99 Traded Derek Harper to Detroit for draft rights to rookie guard Melvin Levett.  
 9/28/99 Signed free agent Benoit Benjamin.  
 9/29/99 Signed free agent John Salley.  
 10/13/99 Signed free agent Ron Harper.  
 10/20/99 Signed free agent Brian Shaw.  
 10/28/99 Waived Benoit Benjamin.  
 11/12/99 Waived Sam Jacobson.  
 6/28/00 Waived A.C. Green.

**2000-01**

8/15/00 Signed free agent Stanislav Medvedenko.  
 8/23/00 Signed free agent Andy Panko.  
 8/25/00 Signed free agent Isaiah Rider.  
 9/20/00 Traded Glen Rice & Travis Knight to New York in exchange for Horace Grant, Greg Foster, Chuck Person & Emanuel Davis from Seattle.  
 9/29/00 Waived Chuck Person.  
 10/2/00 Signed free agent Mike Penberthy.  
 10/6/00 Re-signed free agent Brian Shaw.  
 10/25/00 Waived Emanuel Davis.  
 10/29/00 Waived Andy Panko.  
 6/28/01 Traded Greg Foster to Milwaukee for Lindsey Hunter.

**2001-02**

7/20/01 Signed free agent Mitch Richmond.  
 7/20/01 Signed free agent Samaki Walker.  
 7/31/01 Signed free agent Peter Cornell.  
 8/9/01 Signed free agent Joe Crispin.  
 8/28/01 Signed free agent Isaac Fontaine.  
 9/21/01 Signed free agent Jelani McCoy.  
 9/21/01 Signed free agent Isaac Fontaine.  
 9/26/01 Signed free agent Dickey Simpkins.  
 9/27/01 Signed free agent Paul Shirley.  
 9/27/01 Signed free agent Dennis Scott.  
 10/16/01 Waived Paul Shirley & Dennis Scott.  
 10/23/01 Waived Peter Cornell.  
 10/25/01 Waived Isaac Fontaine & Dickey Simpkins.  
 10/31/01 Waived Brian Shaw.  
 11/4/01 Re-signed Brian Shaw.  
 11/10/01 Waived Mike Penberthy.  
 11/25/01 Waived Joe Crispin.

**2002-03**

7/26/02 Acquired Tracy Murray, the draft rights to Kareem Rush and a 2003 2nd round draft pick from Toronto in exchange for Lindsey Hunter, the draft rights to Chris Jeffries and a 2003 2nd round draft pick.  
 Signed free agent Brian Shaw.  
 7/26/02 Signed free agent Jannero Pargo.  
 8/14/02 Signed free agent A.J. Guyton.  
 8/23/02 Signed free agent Soumaila Samake  
 9/18/02 Signed free agent Guy Rucker.  
 9/19/02 Signed free agent Nick Sheppard.  
 9/20/02 Signed free agent Jefferson Sobral.  
 10/9/02 Waived Nick Sheppard.  
 10/17/02 Waived Jefferson Sobral.  
 10/24/02 Waived A.J. Guyton.  
 10/27/02 Waived Guy Rucker.  
 12/6/02 Waived Soumaila Samake.

**2003-04**

7/6/03 Signed 1st round draft-pick Brian Cook.  
 7/8/03 Signed 2nd round draft-pick Luke Walton.  
 7/16/03 Signed free agents Karl Malone & Gary Payton.  
 7/24/03 Signed Jamal Sampson.  
 7/28/03 Signed free agent Horace Grant.  
 8/13/03 Signed free agents Ime Udoka & Maurice Carter.  
 8/14/03 Signed free agent Koko Archibong.  
 8/15/03 Signed free agent Eric Chenowith.  
 8/19/03 Signed free agent Stephane Pelle.  
 10/1/03 Signed free agent Bryon Russell.  
 10/14/03 Waived Koko Archibong & Maurice Carter.  
 10/23/03 Waived Eric Chenowith, Stephane Pelle & Ime Udoka.  
 1/7/04 Waived Jannero Pargo.  
 1/14/04 Signed free agent Ime Udoka to a 10-day contract.  
 1/30/04 Signed free agent Maurice Carter to a 10-day contract.  
 2/9/04 Signed Maurice Carter to a second 10-day contract.

## ALL-TIME TRANSACTIONS

### 2004-05

7/10/04	Hired head coach Rudy Tomjanovich.
7/14/04	Acquired Lamar Odom, Brian Grant, Caron Butler, a 2006 1st round draft pick and a 2007 2nd round draft pick from Miami in exchange for Shaquille O'Neal.
7/15/04	Re-signed Kobe Bryant.
7/20/04	Signed 1st round draft pick Sasha Vujacic.
7/20/04	Signed free agent Vlade Divac.
8/2/04	Re-signed Stanislav Medvedenko.
8/6/04	Acquired Chris Mihm, Chucky Atkins & Jumaine Jones from Boston in exchange for Gary Payton, Rick Fox and a 2006 1st round draft pick. (trade was amended 8/13/04).
8/6/04	Signed free agent Tony Bobbitt.
8/24/04	Signed free agent Nate Johnson.
9/29/04	Signed free agent Neil Yanke.
10/4/04	Signed free agents Tierre Brown & Jerry Dupree.
10/6/04	Signed free agent Ike Nwankwo.
10/23/04	Waived Jerry Dupree & Neil Yanke.
10/27/04	Waived Nate Johnson & Ike Nwankwo.
11/1/04	Waived Tony Bobbitt.
12/6/04	Traded Kareem Rush to Charlotte for a 2005 2nd round draft pick and a 2009 2nd round draft pick.
12/6/04	Signed free agent Tony Bobbitt.
2/2/05	Named Frank Hamblen head coach after Rudy Tomjanovich steps down.

### 2005-06

6/14/05	Hired head coach Phil Jackson.
7/6/05	Signed 1st round draft pick Andrew Bynum.
8/1/05	Signed 2nd round draft pick Von Wafer.
8/2/05	Acquired Kwame Brown & Laron Proffitt from Washington for Caron Butler & Chucky Atkins.
8/2/05	Signed free agent William "Smush" Parker.
8/8/05	Re-signed Luke Walton.
8/10/05	Waived designated amnesty player Brian Grant.
8/26/05	Signed free agent Aaron McKie.
9/6/05	Signed free agent Devin Green.
9/19/05	Signed free agent Will Conroy.
10/3/05	Signed free agent Corie Blount.
10/6/05	Waived Vlade Divac.
10/6/05	Signed free agent Adam Parada.
10/18/05	Waived Will Conroy.
10/26/05	Traded Jumaine Jones to Charlotte in exchange for a 2007 2nd round draft pick.
10/27/05	Waived Tony Bobbitt & Adam Parada
10/31/05	Exercised 4th year option on Brian Cook.
10/31/05	Waived Corie Blount.
1/17/06	Signed 2nd round draft pick Ronny Turiaf.
1/17/06	Waived Laron Proffitt.
3/6/06	Signed free agent Jim Jackson.
3/6/06	Waived Stanislav Medvedenko.

### 2006-07

6/28/06	Acquired draft rights to J.R. Pinnock from Dallas for a 2007 2nd round draft pick acquired from Miami.
6/28/06	Acquired Maurice Evans from Detroit for draft rights to 2nd round selection Cheick Samb.
7/5/06	Signed 1st round draft pick Jordan Farmar.
7/12/06	Signed free agent Vladimir Radmanovic.
7/12/06	Signed free agent Shammond Williams.
9/6/06	Signed J.R. Pinnock.
9/25/06	Re-signed Devin Green.
10/2/06	Signed Mamadou N'Diaye.
10/2/06	Signed Marcus Douthit.
10/12/06	Waived Marcus Douthit & Mamadou N'Diaye.
10/26/06	Waived J.R. Pinnock & Von Wafer.
10/27/06	Exercised 3rd year option on Andrew Bynum.
10/27/06	Exercised 4th year option on Sasha Vujacic.
10/30/06	Waived Devin Green.
10/31/06	Signed Brian Cook to multi-year contract extension.

### 2006-07 (CONT.)

#### D-League Transactions

Assigned Jordan Farmar (3/31, 4/2, 4/12).  
Recalled Jordan Farmar (4/1, 4/3, 4/12).

### 2007-08

7/3/07	Signed 1st round draft pick Javaris Crittenton.
7/12/07	Re-signed Luke Walton.
7/19/07	Re-signed Chris Mihm.
7/20/07	Signed free agent guard Derek Fisher.
7/30/07	Signed free agent guard Coby Karl.
8/22/07	Signed free agent center Larry Turner.
9/17/07	Signed free agent forward Elton Brown.
10/1/07	Signed free agent forward Andre Patterson.
10/23/07	Waived Elton Brown, Andre Patterson & Larry Turner.
10/29/07	Exercised 3rd year option on Jordan Farmar.
10/29/07	Exercised 4th year option on Andrew Bynum.
11/20/07	Acquired Trevor Ariza from Orlando in exchange for Brian Cook & Maurice Evans.
12/12/07	Signed Phil Jackson to contract extension.
1/21/08	Signed free agent DJ Mbenga to 10-day contract.
2/1/08	Signed free agent Aaron McKie.
2/1/08	Acquired Pau Gasol and a 2010 2nd round draft pick from Memphis in exchange for Kwame Brown, Javaris Crittenton, Aaron McKie, the draft rights to Marc Gasol and 1st round draft picks in 2008 & 2010.
2/1/08	Signed DJ Mbenga to 2nd 10-day contract.
2/11/08	Signed DJ Mbenga for remainder of season.
3/21/08	Signed free agent Ira Newble to 10-day contract.
4/1/08	Signed Ira Newble for remainder of season.

#### D-League Transactions

Assigned Coby Karl (11/28, 2/14, 4/5).  
Recalled Coby Karl (12/24, 2/19).

### 2008-09

7/28/08	Re-signed Sasha Vujacic.
8/1/08	Signed free agent Dwayne Mitchell.
8/14/08	Signed free agent Josh Powell.
8/25/08	Signed 2007 2nd round draft pick Sun Yue.
8/27/08	Signed 2nd round draft pick Joe Crawford.
9/10/08	Signed free agent Brandon Heath.
9/12/08	Signed free agent C.J. Giles.
9/24/08	Re-signed DJ Mbenga.
10/8/08	Waived Dwayne Mitchell.
10/20/08	Waived Brandon Heath.
10/22/08	Waived Joe Crawford & C.J. Giles.
10/27/08	Waived Coby Karl.
10/27/08	Exercised 4th year option on Jordan Farmar.
2/7/09	Acquired Adam Morrison & Shannon Brown from Charlotte in exchange for Vladimir Radmanovic.
2/18/09	Traded Chris Mihm to Memphis in exchange for conditional 2nd round pick in the 2013 NBA Draft.

#### D-League Transactions

Assigned Sun Yue (3/6, 3/19).  
Recalled Sun Yue (3/16).



**2009-10**

- 6/25/09 Sent draft rights to Toney Douglas to New York in exchange for a 2011 2nd round draft pick & cash considerations.
- 6/25/09 Sent draft rights to Patrick Beverley to Miami in exchange for a 2011 2nd round draft pick & cash considerations.
- 7/7/09 Re-signed Shannon Brown.
- 7/7/09 Signed free agent Metta World Peace.
- 7/31/09 Re-signed Lamar Odom.
- 9/28/09 Signed free agents Michael Fey, Tony Gaffney, Mickael Gelabale & David Monds.
- 9/30/09 Signed free agent Thomas Kelati.
- 10/10/09 Waived Michael Fey, Mickael Gelabale & David Monds.
- 10/21/09 Waived Thomas Kelati.
- 10/24/09 Waived Tony Gaffney.
- 12/23/09 Signed Pau Gasol to a contract extension.
- 4/2/10 Signed Kobe Bryant to a contract extension.

**2010-11**

- 7/8/10 Signed free agent Steve Blake.
- 7/14/10 Re-signed Derek Fisher.
- 7/22/10 Signed free agent Theo Ratliff.
- 7/22/10 Signed free agent Matt Barnes.
- 8/11/10 Re-signed Shannon Brown.
- 8/12/10 Signed 2nd round draft pick Devin Ebanks.
- 8/13/10 Signed 2nd round draft pick Derrick Caracter.
- 9/24/10 Signed free agents Russell Hicks, Trey Johnson, Drew Naymick & Anthony Roberson.
- 9/30/10 Waived Russell Hicks & Anthony Roberson.
- 10/21/10 Waived Trey Johnson & Drew Naymick.
- 12/15/10 Acquired Joe Smith, Golden State's 2011 2nd round draft pick, Chicago's 2012 2nd round draft pick & the draft rights to Sergei Lishouk in exchange for Sasha Vujacic & a conditional 2011 1st round draft pick in a three-team trade with New Jersey & Houston.
- 4/13/11 Signed free agent Trey Johnson.

**D-League Transactions**

- Assigned Devin Ebanks (12/17).
- Recalled Devin Ebanks (1/9).
- Assigned Derrick Caracter (3/29, 4/6).
- Recalled Derrick Caracter (4/5, 4/13).

**2011-12**

- 12/9/11 Signed free agent Jason Kapono.
- 12/9/11 Signed 2nd round draft pick Darius Morris.
- 12/9/11 Signed 2nd round draft pick Andrew Goudelock.
- 12/9/11 Signed free agent Elijah Millsap.
- 12/9/11 Signed free agent Zach Andrews.
- 12/9/11 Signed free agent Chris Daniels.
- 12/11/11 Acquired Dallas' 2012 1st Round draft pick and a trade exception in exchange for Lamar Odom and a 2012 2nd Round draft pick.
- 12/13/11 Signed free agent Gerald Green.
- 12/13/11 Signed free agent Malcolm Thomas.
- 12/14/11 Signed free agent Josh McRoberts.
- 12/18/11 Signed free agent Troy Murphy.
- 12/22/11 Waived Zach Andrews, Chris Daniels, Gerald Green, Elijah Millsap & Malcolm Thomas.
- 2/7/12 Waived Derrick Caracter.
- 3/15/12 Acquired Ramon Sessions and Christian Eyenga from Cleveland in exchange for Luke Walton, Jason Kapono, the Lakers' 2012 1st Round (protected) draft pick and other considerations.
- 3/15/12 Acquired Jordan Hill from Houston for Derek Fisher and Dallas' protected 1st round selection in the 2012 NBA Draft.

**2011-12 (CONT.)**

**D-League Transactions**

- Assigned Andrew Goudelock (12/17).
- Recalled Andrew Goudelock (12/18).
- Assigned Malcolm Thomas (12/17).
- Recalled Malcolm Thomas (12/18).
- Assigned Derrick Caracter (1/25).
- Assigned Devin Ebanks (2/15).
- Recalled Devin Ebanks (2/28).
- Assigned Darius Morris (3/7).
- Recalled Darius Morris (3/16).
- Recalled Christian Eyenga (4/25).

**2012-13**

- 6/28/12 Acquired rights to Dallas' 2nd round draft pick Darius Johnson-Odom for cash considerations.
- 7/10/12 Acquired Steve Nash from Phoenix in exchange for 1st round draft picks in 2013 & 2015 and 2nd round draft picks in 2013 & 2014.
- 7/25/12 Signed free agent Antawn Jamison.
- 7/25/12 Re-signed Jordan Hill.
- 8/10/12 Acquired Dwight Howard, Chris Duhon & Earl Clark from Orlando in exchange for Josh McRoberts, Christian Eyenga, a protected 2017 1st round draft pick and a protected 2015 2nd round draft pick while sending Andrew Bynum to Philadelphia in a four-team trade (Denver, Philadelphia).
- 8/13/12 Signed free agent Jodie Meeks.
- 8/13/12 Re-signed Devin Ebanks.
- 9/5/12 Signed free agents Greg Somogyi & Reeves Nelson.
- 9/7/12 Signed 2nd round draft pick Robert Sacre.
- 9/17/12 Signed Darius Johnson-Odom.
- 9/27/12 Signed free agent Ronnie Aguilar.
- 10/1/12 Signed free agent Chris Douglas-Roberts.
- 10/20/12 Waived Ronnie Aguilar & Reeves Nelson.
- 10/22/12 Waived Chris Douglas-Roberts and Greg Somogyi.
- 10/27/12 Waived Andrew Goudelock.
- 1/7/13 Waived Darius Johnson-Odom.
- 4/14/13 Re-signed free agent Andrew Goudelock.

**D-League Transactions**

- Assigned Darius Johnson-Odom (11/10, 11/17, 11/25).
- Recalled Darius Johnson-Odom (11/11, 11/18).
- Assigned Robert Sacre (11/27, 11/28, 1/5, 3/7, 3/9, 4/3).
- Recalled Robert Sacre (11/27, 12/3, 1/7, 3/8, 3/9, 4/4).
- Assigned Darius Morris (3/7, 3/9, 4/3).
- Recalled Darius Morris (3/8, 3/9, 4/4).

**2013-14**

- 6/27/13 Selected Ryan Kelly with the 48th pick in the 2013 NBA Draft.
- 7/10/13 Re-signed Robert Sacre.
- 7/11/13 Signed free agent Nick Young.
- 7/12/13 Signed free agent Chris Kaman.
- 7/15/13 Signed free agent Wesley Johnson.
- 7/17/13 Signed free agent Jordan Farmar.
- 8/14/13 Signed free agent Elias Harris.
- 9/3/13 Signed free agent Shawne Williams.
- 9/5/13 Signed free agent Xavier Henry.
- 9/16/13 Signed free agent Marcus Landry.
- 9/20/13 Signed Ryan Kelly.
- 9/25/13 Signed free agents Eric Boateng and Darius Johnson-Odom.
- 9/27/13 Signed free agent Dan Gadzuric.
- 10/9/13 Waived Eric Boateng and Dan Gadzuric.
- 10/16/13 Waived Darius Johnson-Odom.
- 10/25/13 Waived Marcus Landry.
- 11/25/13 Signed Kobe Bryant to a contract extension.
- 11/29/13 Waived Elias Harris.
- 12/29/13 Signed free agent Kendall Marshall.

## ALL-TIME TRANSACTIONS

---

### 2013-14 (CONT.)

1/7/14	Waived Shawne Williams.
1/16/14	Signed Manny Harris to a 10-day contract.
1/26/14	Signed Manny Harris to a 10-day contract.
2/6/14	Signed Shawne Williams to a 10-day contract.
2/19/14	Acquired Kent Bazemore and MarShon Brooks from the Golden State Warriors in exchange for Steve Blake.

#### D-League Transactions

	Assigned Elias Harris (11/14, 11/15, 11/17, 11/21, 11/23, 11/24).
	Recalled Elias Harris (11/15, 11/16, 11/19, 11/21, 11/23).
	Assigned Xavier Henry (2/27).
	Recalled Xavier Henry (3/2).
	Assigned Ryan Kelly (11/14, 11/15, 11/17, 11/21, 11/23, 11/24, 12/5).
	Recalled Ryan Kelly (11/15, 11/16, 11/19, 11/21, 11/23, 12/2, 12/7).

### 2014-15

6/26/14	Selected Julius Randle with the 7th pick in the 2014 NBA Draft and acquired the draft rights to Jordan Clarkson (46th overall selection) from the Washington Wizards in exchange for cash considerations.
7/13/14	Acquired Jeremy Lin, a future first round draft pick, and a conditional 2015 second round draft pick from the Houston Rockets in exchange for the rights to Sergei Lishchuk.
7/17/14	Awarded Carlos Boozer on a partial waiver claim.
7/18/14	Waived Kendall Marshall.
7/21/14	Signed free agents Ryan Kelly and Nick Young.
7/23/14	Signed free agents Ed Davis and Jordan Hill.
7/25/14	Signed free agent Xavier Henry.
7/28/14	Signed free agent Wesley Johnson.
9/22/14	Signed free agent Wayne Ellington.
9/23/14	Signed free agents Keith Appling, Jabari Brown, Roscoe Smith, and Jeremy Tyler.
9/24/14	Signed free agent Ronnie Price.
10/20/14	Waived Keith Appling and Jeremy Tyler.
10/25/14	Waived Jabari Brown and Roscoe Smith.
12/28/14	Waived Xavier Henry. Awarded Tarik Black on a waiver claim.
3/10/15	Signed Jabari Brown to a 10-day contract.
3/21/15	Signed Jabari Brown to a second 10-day contract.
4/1/15	Signed Jabari Brown to a multi-year contract. Waived Steve Nash.
4/3/15	Signed Dwight Buycks to a 10-day contract.
4/13/15	Signed Vander Blue for the remainder of the season.

#### D-League Transactions

	Assigned Jordan Clarkson (11/15, 11/22, 12/6, 12/18, 1/3).
	Recalled Jordan Clarkson (11/15, 11/22, 12/7, 12/18, 1/3).
	Assigned Xavier Henry (11/15, 11/22).
	Recalled Xavier Henry (11/15, 11/22).
	Assigned Tarik Black (1/3).
	Recalled Tarik Black (1/3).
	Assigned Ryan Kelly (1/30).
	Recalled Ryan Kelly (1/30).

### 2015-16

6/25/15	Selected D'Angelo Russell with the 2nd pick, Larry Nance Jr. with the 27th pick, and Anthony Brown with the 34th pick in the 2015 NBA Draft.
7/9/15	Signed free agents Lou Williams and Brandon Bass. Acquired Roy Hibbert from the Indiana Pacers in exchange for a future second round pick.
8/13/15	Signed free agent Jonathan Holmes.
8/25/15	Signed free agent Michael Frazier II.
9/9/15	Signed free agent Marcelo Huertas.
9/14/15	Signed free agent Robert Upshaw.
9/24/15	Signed free agent Metta World Peace.
10/20/15	Waived Michael Frazier II and Robert Upshaw.
10/23/15	Waived Jonathan Holmes.
10/26/15	Waived Jabari Brown.

#### D-League Transactions

	Assigned Anthony Brown (11/17, 11/18, 11/19, 11/21, 11/26, 12/13, 1/2).
	Recalled Anthony Brown (11/18, 11/19, 11/21, 11/22, 11/29, 12/13, 1/2).
	Assigned Tarik Black (12/13, 12/17, 12/18, 1/2, 1/8, 1/30).
	Recalled Tarik Black (12/13, 12/18, 12/23, 1/2, 1/11, 1/30).
	Assigned Ryan Kelly (12/13, 12/17, 12/18, 1/2, 1/8).
	Recalled Ryan Kelly (12/13, 12/18, 12/23, 1/2, 1/11).

### 2016-17

6/23/16	Selected Brandon Ingram with the 2nd pick and Ivica Zubac with the 32nd pick in the 2016 NBA Draft.
7/7/16	Signed free agents Jordan Clarkson and Luol Deng. Acquired Jose Calderon and two second round draft picks from the Chicago Bulls in exchange for the draft rights to Ater Majok.
7/8/16	Signed free agent Timofey Mozgov.
8/5/16	Signed free agent Marcelo Huertas.
8/22/16	Signed free agent Yi Jianlian.
8/24/16	Signed free agent Tarik Black.
8/29/16	Signed free agent Zach Auguste.
9/1/16	Signed free agents Julian Jacobs and Travis Wear.
9/21/16	Signed free agent Thomas Robinson.
9/23/16	Signed free agent Metta World Peace.
10/12/16	Waived Zach Auguste, Julian Jacobs and Travis Wear
10/24/16	Waived Anthony Brown and Yi Jianlian
2/23/17	Acquired Corey Brewer and a 2017 first round draft pick from the Houston Rockets in exchange for Lou Williams
2/27/17	Waived Jose Calderon
2/28/17	Signed David Nwaba to a 10-day contract
3/11/17	Re-signed David Nwaba to a second 10-day contract
3/21/17	Signed David Nwaba to a multi-year deal.

#### D-League Transactions

	Assigned Ivica Zubac (11/16, 11/22, 12/8, 12/10, 12/28, 12/30, 1/4, 1/6, 1/13, 1/14, 3/10)
	Recalled Ivica Zubac (11/18, 12/5, 12/9, 12/11, 12/29, 12/30, 1/6, 1/7, 1/13, 1/15, 3/11)
	Assigned David Nwaba (3/4, 3/11, 4/6, 4/8, 4/10)
	Recalled David Nwaba (3/5, 3/11, 4/7, 4/9, 4/11).



**2017-18**

- 6/22/17 Selected Lonzo Ball with the 2nd pick in the 2017 NBA Draft. Acquired Brook Lopez and Kyle Kuzma (27th overall pick) from the Brooklyn Nets in exchange for D'Angelo Russell and Timofey Mozgov. Acquired Josh Hart (30th overall pick) and Thomas Bryant (42nd overall pick) from the Utah Jazz in exchange for Tony Bradley (28th overall pick).
- 7/13/17 Signed Kentavious Caldwell-Pope. Signed Alex Caruso to a two-way contract.
- 7/26/17 Re-signed Tyler Ennis.
- 8/5/17 Signed Vander Blue.
- 8/9/17 Signed Stephen Zimmerman.
- 8/11/17 Signed V.J. Beachem.
- 8/14/17 Signed Briante Weber.
- 9/19/17 Signed Andrew Bogut.
- 10/9/17 Waived V.J. Beachem and Stephen Zimmerman.
- 10/12/17 Signed Travis Wear.
- 10/14/17 Waived Vander Blue, Travis Wear and Briante Weber.
- 10/18/17 Signed Vander Blue to a two-way contract.
- 1/6/18 Waived Andrew Bogut.
- 1/12/18 Waived Vander Blue.
- 1/15/8 Signed Gary Payton II to a two-way contract.
- 1/19/18 Signed Nigel Hayes to a 10-day contract.
- 2/8/18 Acquired Channing Frye, Isalah Thomas and a protected first round draft pick from the Cleveland Cavaliers in exchange for Jordan Clarkson and Larry Nance Jr.
- 2/28/18 Waived Corey Brewer.
- 3/2/18 Signed Travis Wear to a 10-day contract.
- 3/9/18 Signed Derrick Williams to a 10-day contract.
- 3/13/18 Re-signed Travis Wear to a second 10-day contract.
- 3/23/18 Signed Travis Wear for the remainder of season.
- 4/9/18 Signed Andre Ingram for remainder of season.

**G League Transactions**

- Assigned Thomas Bryant (10/25, 10/26, 10/28, 11/1, 11/6, 11/21, 11/22, 12/4, 12/28, 12/30, 1/8, 1/25, 2/5, 2/9, 2/22, 2/24, 3/8, 3/14, 3/17, 3/23, 3/27, 3/29).
- Recalled Bryant (10/25, 10/30, 11/5, 11/14, 11/21, 11/28, 12/16, 12/29, 1/7, 1/20, 1/30, 2/8, 2/12, 2/23, 2/28, 3/12, 3/16, 3/21, 3/25, 3/28, 4/6).
- Assigned Josh Hart (11/14).
- Recalled Josh Hart (11/19).
- Assigned Ivica Zubac (11/14, 12/2, 12/16, 12/28, 12/30, 1/25, 3/23)
- Recalled Ivica Zubac (11/19, 12/3, 12/23, 12/29, 12/30, 2/6, 3/23)
- Assigned Travis Wear (3/29, 4/2, 4/5)
- Recalled Wear (4/1, 4/3, 4/6)

# MANAGEMENT HISTORY

## 1948-54

President: Ben Berger  
 Vice President: Morris Chalfen  
 General Manager: Max Winter  
 Head Coach: John Kundla

## 1954-55

President: Ben Berger  
 Vice President: Morris Chalfen  
 General Manager: George Mikan  
 Head Coach: John Kundla

## 1955-56

President: Ben Berger  
 Executive VP & GM: George Mikan  
 Vice President: Morris Chalfen  
 Head Coach: John Kundla  
 Assistant Coach: Dave MacMillan

## 1956-57

President: Ben Berger  
 Vice President: Morris Chalfen  
 General Manager: George Mikan  
 Head Coach: John Kundla  
 Assistant Coach: Dave MacMillan

## 1957-58

President: Robert Short  
 Vice Presidents: David Babcock  
 Odd Moe  
 John Scheefe  
 General Manager: John Kundla  
 Head Coach: George Mikan  
 John Kundla

## 1958-59

President: Robert Short  
 Vice Presidents: David Babcock  
 Odd Moe  
 John Scheefe  
 Head Coach: John Kundla

## 1959-60

President: Robert Short  
 Vice Presidents: David Babcock  
 Odd Moe  
 John Scheefe  
 Head Coach: John Castellani  
 Jim Pollard

## 1960-65

President: Robert Short  
 General Manager: Louis Mohs  
 Head Coach: Fred Schaus

## 1965-66

President: Jack Kent Cooke  
 General Manager: Louis Mohs  
 Head Coach: Fred Schaus

## 1966-67

President: Jack Kent Cooke  
 VP & General Manager: Louis Mohs  
 Head Coach: Fred Schaus

## 1967-69

President: Jack Kent Cooke  
 General Manager: Fred Schaus  
 Head Coach: Bill van Breda Kolff

## 1969-70

President: Jack Kent Cooke  
 General Manager: Fred Schaus  
 Head Coach: Joseph A. Mullaney

## 1970-71

Chairman / President: Jack Kent Cooke  
 VP & General Manager: Fred Schaus  
 Head Coach: Joseph A. Mullaney

## 1971-72

Chairman / President: Jack Kent Cooke  
 VP & General Manager: Fred Schaus  
 Head Coach: Bill Sharman  
 Assistant Coach/Dir. of Player Personnel: K.C. Jones

## 1972-75

Chairman / President: Jack Kent Cooke  
 General Manager: Pete Newell  
 Assistant GM: Chick Hearn  
 Head Coach: Bill Sharman  
 Assistant Coach: John Barnhill

## 1975-76

Chairman / President: Jack Kent Cooke  
 General Manager: Pete Newell  
 Assistant GM: Chick Hearn  
 Head Coach: Bill Sharman  
 Assistant Coach: Larry Creger

## 1976-77

Chairman / President: Jack Kent Cooke  
 General Manager: Bill Sharman  
 Assistant GM: Chick Hearn  
 Head Coach: Jerry West  
 Assistant Coaches: Stan Albeck  
 Jack McCloskey

## 1977-79

Chairman / President: Jack Kent Cooke  
 General Manager: Bill Sharman  
 Assistant GM: Chick Hearn  
 Head Coach: Jerry West  
 Assistant Coaches: Stan Albeck  
 Jack McCloskey

## 1979-80

Chairman of the Board: Dr. Jerry Buss  
 General Manager: Bill Sharman  
 Special Consultant: Jerry West  
 Assistant GM: Chick Hearn  
 Head Coach: Jack McKinney  
 Paul Westhead  
 Paul Westhead  
 Pat Riley  
 Assistant Coaches:

## 1980-81

Owner: Dr. Jerry Buss  
 General Manager: Bill Sharman  
 Special Consultant: Jerry West  
 Assistant GM: Chick Hearn  
 Head Coach: Paul Westhead  
 Pat Riley  
 Assistant Coaches: Mike Thibault

## 1981-82

Owner: Dr. Jerry Buss  
 General Manager: Bill Sharman  
 Special Consultant: Jerry West  
 Assistant GM: Chick Hearn  
 Head Coach: Paul Westhead  
 Pat Riley  
 Pat Riley  
 Mike Thibault  
 Bill Bertka  
 Assistant Coaches:

## 1982-85

Owner: Dr. Jerry Buss  
 President: Bill Sharman  
 General Manager: Jerry West  
 Assistant GM: Chick Hearn  
 Head Coach: Pat Riley  
 Assistant Coaches: Bill Bertka  
 Dave Wohl

## 1985-86

Owner: Dr. Jerry Buss  
 President: Bill Sharman  
 General Manager: Jerry West  
 Assistant GM: Chick Hearn  
 Head Coach: Pat Riley  
 Assistant Coaches: Bill Bertka  
 Randy Pfund

## 1986-87

Owner: Dr. Jerry Buss  
 President: Bill Sharman  
 General Manager: Jerry West  
 Assistant GM: Chick Hearn  
 Head Coach: Mitch Kupchak  
 Pat Riley  
 Assistant Coaches: Bill Bertka  
 Randy Pfund

## 1987-88

Owner: Dr. Jerry Buss  
 President: Bill Sharman  
 General Manager: Jerry West  
 Assistant GM: Mitch Kupchak  
 Head Coach: Pat Riley  
 Assistant Coaches: Bill Bertka  
 Randy Pfund

## 1988-89

Owner: Dr. Jerry Buss  
 General Manager: Jerry West  
 Assistant GM: Mitch Kupchak  
 Head Coach: Pat Riley  
 Assistant Coaches: Bill Bertka  
 Randy Pfund

## 1989-90

Owner: Dr. Jerry Buss  
 General Manager: Jerry West  
 Assistant GM: Mitch Kupchak  
 Head Coach: Pat Riley  
 Assistant Coaches: Bill Bertka  
 Jim Eyen  
 Randy Pfund



## 1990-1992

Owner: Dr. Jerry Buss  
 General Manager: Jerry West  
 Assistant GM: Mitch Kupchak  
 Head Coach: Mike Dunleavy  
 Assistant Coaches: Bill Bertka  
 Jim Eyer  
 Randy Pfund

## 1992-93

Owner / Governor: Dr. Jerry Buss  
 General Manager: Jerry West  
 Assistant GM: Mitch Kupchak  
 Head Coach: Randy Pfund  
 Assistant Coaches: Bill Bertka  
 Larry Drew  
 Chet Kammerer

## 1993-94

Owner / Governor: Dr. Jerry Buss  
 General Manager: Jerry West  
 Assistant GM: Mitch Kupchak  
 Head Coach: Randy Pfund  
 Bill Bertka  
 Earvin Johnson  
 Bill Bertka  
 Larry Drew  
 Chet Kammerer  
 Michael Cooper

## 1994-96

Owner / Governor: Dr. Jerry Buss  
 Exec. VP / Basketball Ops: Jerry West  
 General Manager: Mitch Kupchak  
 Head Coach: Del Harris  
 Assistant Coaches: Bill Bertka  
 Michael Cooper  
 Larry Drew  
 Kurt Rambis

## 1996-98

Owner / Governor: Dr. Jerry Buss  
 Exec. VP / Basketball Ops: Jerry West  
 General Manager: Mitch Kupchak  
 Head Coach: Del Harris  
 Assistant Coaches: Bill Bertka  
 Larry Drew  
 Kurt Rambis

## 1998-99

Owner / Governor: Dr. Jerry Buss  
 Exec. VP / Basketball Ops: Jerry West  
 General Manager: Mitch Kupchak  
 Assistant GM: Jim Buss  
 Head Coach: Del Harris  
 Bill Bertka  
 Kurt Rambis  
 Bill Bertka  
 Larry Drew  
 Kurt Rambis  
 Dave Wohl

## 1999-2000

Owner / Governor: Dr. Jerry Buss  
 Exec. VP / Basketball Ops: Jerry West  
 General Manager: Mitch Kupchak  
 Assistant GM: Jim Buss  
 Head Coach: Phil Jackson  
 Assistant Coaches: Bill Bertka  
 Jim Cleamons  
 Frank Hamblen  
 Tex Winter

## 2000-01

Owner / Governor: Dr. Jerry Buss  
 General Manager: Mitch Kupchak  
 Assistant GM: Jim Buss  
 Head Coach: Kurt Rambis  
 Assistant Coaches: Bill Bertka  
 Jim Cleamons  
 Frank Hamblen  
 Tex Winter

## 2001-04

Owner / Governor: Dr. Jerry Buss  
 General Manager: Mitch Kupchak  
 Assistant GM: Jim Buss  
 Head Coach: Phil Jackson  
 Assistant Coaches: Jim Cleamons  
 Frank Hamblen  
 Kurt Rambis  
 Tex Winter

## 2004-05

Owner / President / Governor / Director: Dr. Jerry Buss  
 General Manager: Mitch Kupchak  
 Assistant GM: Jim Buss  
 Head Coach: Ronnie Lester  
 Rudy Tomjanovich  
 Frank Hamblen  
 Chris Bodaken  
 Frank Hamblen  
 Melvin Hunt  
 Larry Smith  
 Mike Wells  
 Kurt Rambis  
 Brian Shaw

## 2005-06

Owner / President / Governor / Director: Dr. Jerry Buss  
 General Manager: Mitch Kupchak  
 VP / Player Personnel: Jim Buss  
 Assistant GM: Ronnie Lester  
 Head Coach: Phil Jackson  
 Assistant Coaches: Frank Hamblen  
 Kurt Rambis  
 Brian Shaw  
 Special Asst. Coaches: Kareem Abdul-Jabbar  
 Craig Hodges

## 2006-09

Owner / President / Governor / Director: Dr. Jerry Buss  
 General Manager: Mitch Kupchak  
 VP / Player Personnel: Jim Buss  
 Assistant GM: Ronnie Lester  
 Head Coach: Phil Jackson  
 Assistant Coaches: Jim Cleamons  
 Frank Hamblen  
 Kurt Rambis  
 Brian Shaw  
 Special Asst. Coaches: Kareem Abdul-Jabbar  
 Craig Hodges

## 2009-10

Owner / President / Governor / Director: Dr. Jerry Buss  
 General Manager: Mitch Kupchak  
 EVP / Player Personnel: Jim Buss  
 Assistant GM: Ronnie Lester  
 Head Coach: Phil Jackson  
 Assistant Coaches: Jim Cleamons  
 Frank Hamblen  
 Brian Shaw  
 Special Asst. Coaches: Kareem Abdul-Jabbar  
 Craig Hodges

## 2010-11

Owner / President / Governor / Director: Dr. Jerry Buss  
 General Manager: Mitch Kupchak  
 EVP / Player Personnel: Jim Buss  
 Assistant GM: Ronnie Lester  
 Head Coach: Phil Jackson  
 Assistant Coaches: Jim Cleamons  
 Frank Hamblen  
 Chuck Person  
 Brian Shaw  
 Special Asst. Coaches: Kareem Abdul-Jabbar  
 Craig Hodges

## 2011-12

Owner / President / Governor / Director: Dr. Jerry Buss  
 General Manager: Mitch Kupchak  
 EVP / Player Personnel: Jim Buss  
 Head Coach: Mike Brown  
 Assistant Coaches: Darwin Ham  
 John Kuester  
 Chuck Person  
 Quin Snyder  
 Etore Messina

## 2012-13

Owner / President / Governor / Director: Dr. Jerry Buss  
 General Manager: Mitch Kupchak  
 EVP / Player Personnel: Jim Buss  
 Assistant GM: Glenn Carraro  
 Head Coach: Mike Brown  
 Assistant Coaches: Bernie Bickerstaff  
 Steve Clifford  
 Dan D'Antoni  
 Darwin Ham  
 Eddie Jordan  
 Chuck Person

# MANAGEMENT HISTORY

---

## 2013-14

President / Governor:	Jeanie Buss
EVP / Basketball Operations:	Jim Buss
General Manager:	Mitch Kupchak
Assistant GM:	Glenn Carraro
Head Coach:	Mike D'Antoni
Assistant Coaches:	Dan D'Antoni Johnny Davis Kurt Rambis

## 2014-15

President / Governor:	Jeanie Buss
EVP / Basketball Operations:	Jim Buss
General Manager:	Mitch Kupchak
Assistant GM:	Glenn Carraro
Head Coach:	Byron Scott
Assistant Coaches:	Paul Pressey Jim Eyer Mark Madsen

## 2015-16

President / Governor:	Jeanie Buss
EVP / Basketball Operations:	Jim Buss
General Manager:	Mitch Kupchak
Assistant GM:	Glenn Carraro
Head Coach:	Byron Scott
Assistant Coaches:	Paul Pressey Jim Eyer Mark Madsen

## 2016-17

President / Governor:	Jeanie Buss
EVP / Basketball Operations:	Jim Buss
General Manager:	Mitch Kupchak
Assistant GM:	Glenn Carraro
Head Coach:	Luke Walton
Associate Head Coach:	Brian Shaw
Assistant Coaches:	Jesse Mermuys Mark Madsen Brian Keefe

## 2017-18

CEO & Controlling Owner	Jeanie Buss
President, Basketball Operations:	Earvin Johnson
General Manager:	Rob Pelinka
Head Coach:	Luke Walton
Associate Head Coach:	Brian Shaw
Assistant Coaches:	Jesse Mermuys Brian Keefe Mark Madsen Jud Buechler Miles Simon

## 2018-19

CEO & Controlling Owner	Jeanie Buss
President, Basketball Operations:	Earvin Johnson
General Manager:	Rob Pelinka
Head Coach:	Luke Walton
Associate Head Coach:	Brian Shaw
Assistant Coaches:	Jesse Mermuys Brian Keefe Mark Madsen Miles Simon





# ALL-TIME ROSTER WITH STATISTICS

## KAREEM ABDUL-JABBAR - 7-2, 267 - UCLA

APRIL 16, 1947

### REGULAR SEASON

G	Min.	FG	FGA	Pct.	3FG	3FGA	PCT	FT	FTA	Pct.	Off.	Def.	Tot.	Ast.	PF	Do.	StL.	TO	Blk.	Pts.	Avg.	HI	
1975-76	82	3379	914	1728	529	-	-	447	636	703	272	1111	1383	413	292	6	119	-	338	2275	27.7	48	
1976-77	82	3065	888	1533	579	-	-	376	536	701	266	824	1090	319	262	4	101	-	261	2152	26.2	40	
1977-78	62	2265	663	1205	550	-	-	274	350	783	186	615	801	269	182	1	103	208	185	1600	25.8	43	
1978-79	80	3157	777	1347	577	-	-	349	474	736	207	818	1025	431	230	3	76	282	316	1903	23.8	40	
1979-80	82	3143	835	1383	604	0	1	000	364	476	765	190	696	886	371	216	2	81	297	280	2034	24.8	42
1980-81	80	2976	836	1457	574	0	1	000	423	552	766	197	624	821	272	244	4	59	249	228	2095	26.2	42
1981-82	76	2677	753	1301	579	0	3	000	312	442	706	172	487	659	225	224	0	63	230	207	1818	23.9	41
1982-83	79	2554	722	1228	588	0	2	000	278	371	749	167	425	592	200	220	1	61	200	170	1722	21.8	38
1983-84	80	2622	716	1238	578	0	1	000	285	394	723	169	418	587	211	211	1	55	221	143	1717	21.5	35
1984-85	79	2630	723	1207	599	0	1	000	289	395	732	162	460	622	249	238	3	63	197	162	1735	22.0	40
1985-86	79	2629	755	1338	564	0	2	000	336	439	765	133	345	478	280	248	2	67	203	130	1846	23.4	46
1986-87	80	2441	560	993	564	1	3	333	245	343	714	152	371	523	203	245	2	49	186	97	1366	17.5	30
1987-88	80	2308	480	903	532	0	1	000	205	269	762	118	360	478	135	216	1	48	159	92	1165	14.6	27
1988-89	74	1695	313	659	475	0	3	000	122	165	739	103	231	334	74	196	1	38	95	85	748	10.1	21
<b>TOT</b>	<b>1093</b>	<b>37492</b>	<b>9935</b>	<b>17520</b>	<b>567</b>	<b>1</b>	<b>18</b>	<b>056</b>	<b>4305</b>	<b>5842</b>	<b>737</b>	<b>2484</b>	<b>7785</b>	<b>10279</b>	<b>3652</b>	<b>3224</b>	<b>31</b>	<b>983</b>	<b>2527</b>	<b>2694</b>	<b>24176</b>	<b>22.1</b>	<b>-</b>

### PLAYOFFS

G	Min.	FG	FGA	Pct.	3FG	3FGA	PCT	FT	FTA	Pct.	Off.	Def.	Tot.	Ast.	PF	Do.	StL.	TO	Blk.	Pts.	Avg.	HI	
1976-77	11	467	147	242	607	-	-	87	120	725	-	-	195	45	-	-	-	-	381	34.6	-	-	
1977-78	3	134	38	73	521	-	-	5	9	556	-	-	41	11	-	-	2	-	12	81	27.0	-	
1978-79	8	367	88	152	579	-	-	52	62	839	-	-	101	38	-	-	8	0	33	228	28.5	-	
1979-80	15	618	198	346	572	0	0	000	83	105	790	51	130	181	46	-	-	17	55	58	479	31.9	-
1980-81	3	134	30	65	462	0	0	000	20	28	714	13	37	50	12	-	-	3	11	8	80	26.7	-
1981-82	14	493	115	221	520	0	0	000	55	87	632	33	86	119	51	-	-	14	41	45	285	20.4	-
1982-83	15	588	163	287	568	0	1	000	80	106	755	25	90	115	42	-	-	17	50	55	406	27.1	-
1983-84	21	767	206	371	555	0	0	000	90	120	750	56	117	173	79	-	-	23	45	45	502	23.9	-
1984-85	19	610	168	300	560	0	0	000	80	103	777	50	104	154	76	-	-	23	52	36	416	21.9	-
1985-86	14	489	157	282	557	0	0	000	48	61	787	26	57	83	49	-	-	15	42	24	362	25.9	-
1986-87	18	559	124	234	530	0	1	000	97	122	795	39	84	123	36	-	-	8	40	35	345	19.2	-
1987-88	24	718	141	304	464	0	2	000	56	71	789	49	82	131	36	-	-	15	46	37	338	14.1	-
1988-89	15	351	68	147	463	0	0	000	31	43	721	13	46	59	19	-	-	5	22	11	167	11.1	-
<b>TOT</b>	<b>180</b>	<b>6295</b>	<b>1643</b>	<b>3024</b>	<b>543</b>	<b>0</b>	<b>4</b>	<b>000</b>	<b>784</b>	<b>1037</b>	<b>756</b>	<b>355</b>	<b>833</b>	<b>1525</b>	<b>540</b>	<b>-</b>	<b>-</b>	<b>150</b>	<b>404</b>	<b>399</b>	<b>4070</b>	<b>22.6</b>	<b>-</b>

## TOM ABERNETHY - 6-7, 220 - INDIANA

MAY 6, 1954

### REGULAR SEASON

G	Min.	FG	FGA	Pct.	3FG	3FGA	PCT	FT	FTA	Pct.	Off.	Def.	Tot.	Ast.	PF	Do.	StL.	TO	Blk.	Pts.	Avg.	HI
1976-77	70	1378	169	349	484	-	-	101	134	754	113	178	291	98	118	1	49	-	10	439	6.3	19
1977-78	73	1317	201	404	498	-	-	91	111	820	105	160	265	101	122	1	55	50	22	493	6.8	24
<b>TOT</b>	<b>143</b>	<b>2695</b>	<b>370</b>	<b>753</b>	<b>491</b>	<b>-</b>	<b>-</b>	<b>192</b>	<b>245</b>	<b>784</b>	<b>218</b>	<b>338</b>	<b>556</b>	<b>199</b>	<b>240</b>	<b>2</b>	<b>104</b>	<b>50</b>	<b>32</b>	<b>932</b>	<b>6.5</b>	<b>-</b>

### PLAYOFFS

G	Min.	FG	FGA	Pct.	3FG	3FGA	PCT	FT	FTA	Pct.	Off.	Def.	Tot.	Ast.	PF	Do.	StL.	TO	Blk.	Pts.	Avg.	HI
1976-77	11	214	21	50	420	-	-	22	27	815	-	-	40	22	-	-	-	-	64	5.8	-	-
1977-78	2	12	1	4	250	-	-	2	2	1,000	-	-	2	1	-	-	-	-	4	2	0	-
<b>TOT</b>	<b>13</b>	<b>226</b>	<b>22</b>	<b>54</b>	<b>407</b>	<b>-</b>	<b>-</b>	<b>24</b>	<b>29</b>	<b>828</b>	<b>-</b>	<b>-</b>	<b>42</b>	<b>23</b>	<b>-</b>	<b>-</b>	<b>-</b>	<b>-</b>	<b>68</b>	<b>5.2</b>	<b>-</b>	<b>-</b>

## GARY ALCORN - 6-9, 225 - FRESNO STATE

OCTOBER 8, 1936

### REGULAR SEASON

G	Min.	FG	FGA	Pct.	3FG	3FGA	PCT	FT	FTA	Pct.	Off.	Def.	Tot.	Ast.	PF	Do.	StL.	TO	Blk.	Pts.	Avg.	HI
1960-61	20	174	12	40	300	-	-	7	8	.875	-	-	50	2	47	1	-	-	31	1.6	-	-

## LUCIUS ALLEN - 6-2, 175 - UCLA

SEPTEMBER 26, 1947

### REGULAR SEASON

G	Min.	FG	FGA	Pct.	3FG	3FGA	PCT	FT	FTA	Pct.	Off.	Def.	Tot.	Ast.	PF	Do.	StL.	TO	Blk.	Pts.	Avg.	HI
1974-75	56	2011	443	1006	440	-	-	207	269	770	81	166	247	319	194	4	122	-	28	1093	19.5	39
1975-76	76	2388	461	1004	459	-	-	197	254	776	64	150	214	357	241	2	101	-	20	1119	14.7	28
1976-77	78	2482	472	1035	456	-	-	195	252	774	58	193	251	405	183	0	116	-	19	1139	14.6	30
<b>TOT</b>	<b>210</b>	<b>6881</b>	<b>1376</b>	<b>3045</b>	<b>452</b>	<b>-</b>	<b>-</b>	<b>599</b>	<b>775</b>	<b>773</b>	<b>203</b>	<b>509</b>	<b>712</b>	<b>1081</b>	<b>618</b>	<b>6</b>	<b>339</b>	<b>-</b>	<b>67</b>	<b>3351</b>	<b>15.9</b>	<b>-</b>

### PLAYOFFS

G	Min.	FG	FGA	Pct.	3FG	3FGA	PCT	FT	FTA	Pct.	Off.	Def.	Tot.	Ast.	PF	Do.	StL.	TO	Blk.	Pts.	Avg.	HI
1976-77	7	186	32	82	390	-	-	13	19	684	-	-	32	24	-	-	-	-	77	11.0	-	-

## CLIFFORD ANDERSON - 6-5, 200 - SAINT JOSEPH

SEPTEMBER 7, 1944

### REGULAR SEASON

G	Min.	FG	FGA	Pct.	3FG	3FGA	PCT	FT	FTA	Pct.	Off.	Def.	Tot.	Ast.	PF	Do.	StL.	TO	Blk.	Pts.	Avg.	HI
1967-68	18	94	7	29	241	-	-	12	28	429	-	-	11	17	18	0	-	-	26	1.4	-	-
1968-69	35	289	44	108	407	-	-	47	82	573	-	-	44	31	58	0	-	-	135	3.9	-	-
<b>TOT</b>	<b>53</b>	<b>383</b>	<b>51</b>	<b>137</b>	<b>372</b>	<b>-</b>	<b>-</b>	<b>59</b>	<b>110</b>	<b>536</b>	<b>-</b>	<b>-</b>	<b>55</b>	<b>48</b>	<b>76</b>	<b>1</b>	<b>-</b>	<b>-</b>	<b>161</b>	<b>3.0</b>	<b>-</b>	<b>-</b>

### PLAYOFFS

G	Min.	FG	FGA	Pct.	3FG	3FGA	PCT	FT	FTA	Pct.	Off.	Def.	Tot.	Ast.	PF	Do.	StL.	TO	Blk.	Pts.	Avg.	HI
1968-69	3	10	2	5	400	-	-	0	0	000	-	-	1	0	-	-	-	-	4	1.3	-	-

# ALL-TIME ROSTER WITH STATISTICS

## TREVOR ARIZA - 6-8, 210 - UCLA

AUGUST 30, 1985

### REGULAR SEASON

	G	Min.	FG	FGA	Pct.	3FG	3FGA	PCT	FT	FTA	Pct.	Off.	Def.	Tot.	Ast.	PF	Dq.	StL.	TO	Blk.	Pts.	Avg.	Hi
2007-08	24	431	55	105	.524	5	15	.333	41	60	.683	25	59	84	36	36	0	26	18	8	156	6.5	15
2008-09	82	1999	274	596	.460	61	191	.319	120	169	.710	111	241	352	145	166	1	137	87	24	729	8.9	26
TOT	106	2430	329	701	.469	66	206	.320	161	229	.703	136	300	436	181	202	1	163	105	32	885	8.3	-

### PLAYOFFS

	G	Min.	FG	FGA	Pct.	3FG	3FGA	PCT	FT	FTA	Pct.	Off.	Def.	Tot.	Ast.	PF	Dq.	StL.	TO	Blk.	Pts.	Avg.	Hi
2007-08	8	45	7	12	.583	1	4	.250	2	4	.500	3	8	11	1	0	0	1	1	1	17	2.1	6
2008-09	23	722	92	185	.497	40	84	.476	36	64	.563	22	75	97	54	73	0	36	38	10	260	11.3	21
TOT	31	767	99	197	.503	41	88	.466	38	68	.559	25	83	108	55	73	0	37	39	11	277	8.9	-

## CHUCKY ATKINS - 5-11, 160 - SOUTH FLORIDA

AUGUST 14, 1974

### REGULAR SEASON

	G	Min.	FG	FGA	Pct.	3FG	3FGA	PCT	FT	FTA	Pct.	Off.	Def.	Tot.	Ast.	PF	Dq.	StL.	TO	Blk.	Pts.	Avg.	Hi
2004-05	82	2903	388	910	.426	176	455	.387	163	203	.803	31	166	197	358	181	0	73	151	2	1115	13.6	30

## LONZO BALL - 6-6, 190 - UCLA

OCTOBER 27, 1997

### REGULAR SEASON

	G	Min.	FG	FGA	Pct.	3FG	3FGA	PCT	FT	FTA	Pct.	Off.	Def.	Tot.	Ast.	PF	Dq.	StL.	TO	Blk.	Pts.	Avg.	Hi
2017-18	52	1780	203	564	.360	90	295	.305	32	71	.451	69	291	360	376	117	0	88	136	43	528	10.2	29

## JIM BARNES - 6-8, 240 - UTEP

APRIL 14, 1941

### REGULAR SEASON

	G	Min.	FG	FGA	Pct.	3FG	3FGA	PCT	FT	FTA	Pct.	Off.	Def.	Tot.	Ast.	PF	Dq.	StL.	TO	Blk.	Pts.	Avg.	Hi
1966-67	80	1398	217	497	.437	-	-	-	128	187	.684	-	-	450	47	266	5	-	-	-	562	7.0	-
1967-68	42	713	101	235	.430	-	-	-	59	88	.670	-	-	211	27	134	4	-	-	-	261	6.2	-
TOT	122	2111	318	732	.434	-	-	-	187	275	.680	-	-	661	74	400	9	-	-	-	823	6.7	-

### PLAYOFFS

	G	Min.	FG	FGA	Pct.	3FG	3FGA	PCT	FT	FTA	Pct.	Off.	Def.	Tot.	Ast.	PF	Dq.	StL.	TO	Blk.	Pts.	Avg.	Hi
1966-67	3	50	7	19	.368	-	-	-	5	5	1.000	-	-	12	2	-	-	-	-	-	19	6.3	-

## MATT BARNES - 6-7, 225 - UCLA

MARCH 9, 1980

### REGULAR SEASON

	G	Min.	FG	FGA	Pct.	3FG	3FGA	PCT	FT	FTA	Pct.	Off.	Def.	Tot.	Ast.	PF	Dq.	StL.	TO	Blk.	Pts.	Avg.	Hi
2010-11	53	1020	131	279	.470	34	107	.318	60	77	.779	73	155	228	71	127	0	39	58	22	356	6.7	24
2011-12	63	1440	175	387	.452	46	138	.333	95	128	.742	97	247	344	126	152	2	35	73	48	491	7.8	24
TOT	116	2460	306	666	.459	80	245	.327	155	205	.756	170	402	572	197	279	2	74	131	70	847	7.3	-

### PLAYOFFS

	G	Min.	FG	FGA	Pct.	3FG	3FGA	PCT	FT	FTA	Pct.	Off.	Def.	Tot.	Ast.	PF	Dq.	StL.	TO	Blk.	Pts.	Avg.	Hi
2010-11	10	131	15	38	.395	2	12	.167	4	7	.571	11	17	28	5	23	0	7	6	2	36	3.6	-
2011-12	11	185	16	59	.271	5	31	.161	2	4	.500	9	27	36	16	29	0	10	15	5	39	3.5	-
TOT	21	316	31	97	.320	7	43	.163	6	11	.545	20	44	64	21	52	0	17	21	7	75	3.6	-

## DICK BARNETT - 6-4, 190 - TENNESSE STATE

OCTOBER 2, 1936

### REGULAR SEASON

	G	Min.	FG	FGA	Pct.	3FG	3FGA	PCT	FT	FTA	Pct.	Off.	Def.	Tot.	Ast.	PF	Dq.	StL.	TO	Blk.	Pts.	Avg.	Hi
1962-63	80	2544	547	1162	.471	-	-	-	343	421	.815	-	-	242	224	189	3	-	-	-	1437	18.0	-
1963-64	78	2620	541	1197	.452	-	-	-	351	454	.773	-	-	250	238	233	3	-	-	-	1433	18.4	-
1964-65	74	2026	375	908	.413	-	-	-	270	338	.799	-	-	200	159	209	1	-	-	-	1020	13.8	-
TOT	232	7190	1463	3267	.448	-	-	-	964	1213	.795	-	-	692	621	631	7	-	-	-	3890	16.8	-

### PLAYOFFS

	G	Min.	FG	FGA	Pct.	3FG	3FGA	PCT	FT	FTA	Pct.	Off.	Def.	Tot.	Ast.	PF	Dq.	StL.	TO	Blk.	Pts.	Avg.	Hi
1962-63	13	370	71	151	.470	-	-	-	77	97	.794	-	-	38	21	-	-	-	-	-	219	16.8	-
1963-64	5	154	21	52	.404	-	-	-	27	32	.844	-	-	8	17	-	-	-	-	-	69	13.8	-
1964-65	10	287	72	150	.480	-	-	-	31	39	.795	-	-	30	33	-	-	-	-	-	175	17.5	-
TOT	28	811	164	353	.465	-	-	-	135	168	.804	-	-	76	71	-	-	-	-	-	463	16.5	-

## JON BARRY - 6-5, 210 - GEORGIA TECH

JULY 25, 1969

### REGULAR SEASON

	G	Min.	FG	FGA	Pct.	3FG	3FGA	PCT	FT	FTA	Pct.	Off.	Def.	Tot.	Ast.	PF	Dq.	StL.	TO	Blk.	Pts.	Avg.	Hi
1997-98	49	374	38	104	.365	18	61	.295	27	29	.931	8	29	37	51	33	0	24	22	3	121	2.5	13

### PLAYOFFS

	G	Min.	FG	FGA	Pct.	3FG	3FGA	PCT	FT	FTA	Pct.	Off.	Def.	Tot.	Ast.	PF	Dq.	StL.	TO	Blk.	Pts.	Avg.	Hi
1997-98	7	18	0	8	.000	0	5	.000	0	0	.000	0	2	2	0	-	-	1	0	0	0	0.0	-

## BILLY RAY BATES - 6-4, 210 - KENTUCKY STATE

MAY 31, 1956

### REGULAR SEASON

	G	Min.	FG	FGA	Pct.	3FG	3FGA	PCT	FT	FTA	Pct.	Off.	Def.	Tot.	Ast.	PF	Dq.	StL.	TO	Blk.	Pts.	Avg.	Hi
1982-83	4	27	2	16	.125	0	0	.000	1	2	.500	1	0	1	0	1	0	1	0	0	5	1.3	3

## BRANDON BASS - 6-8, 250 - LSU

AUGUST 30, 1985

### REGULAR SEASON

	G	Min.	FG	FGA	Pct.	3FG	3FGA	PCT	FT	FTA	Pct.	Off.	Def.	Tot.	Ast.	PF	Dq.	StL.	TO	Blk.	Pts.	Avg.	Hi
2015-16	66	1342	174	317	.549	0	2	.000	125	148	.845	104	181	285	74	125	1	33	42	55	473	7.2	18



# ALL-TIME ROSTER WITH STATISTICS

## ELGIN BAYLOR - 6-5, 225 - SEATTLE

SEPTEMBER 16, 1934

### REGULAR SEASON

G	Min.	FG	FGA	Pct.	3FG	3FGA	PCT	FT	FTA	Pct.	Off.	Def.	Tot.	Ast.	PF	Dq.	StL.	TO	Blk.	Prs.	Avg.	HI
1958-59	70	2855	605	1482	408	-	-	-	532	685	.777	-	-	1050	287	270	4	-	-	1742	24.9	-
1959-60	70	2873	755	1781	424	-	-	-	564	770	.732	-	-	1150	243	234	2	-	-	2074	29.6	-
1960-61	73	3133	931	2166	430	-	-	-	676	863	.783	-	-	1447	371	279	3	-	-	2538	34.8	-
1961-62	48	2129	680	1588	428	-	-	-	476	631	.754	-	-	892	222	155	1	-	-	1836	38.3	-
1962-63	80	3370	1029	2273	453	-	-	-	661	790	.837	-	-	1146	386	226	1	-	-	2719	34.0	-
1963-64	78	3164	756	1778	425	-	-	-	471	586	.804	-	-	936	347	235	1	-	-	1983	25.4	-
1964-65	74	3056	763	1903	401	-	-	-	483	610	.792	-	-	950	280	235	0	-	-	2009	27.1	-
1965-66	65	1975	415	1034	401	-	-	-	249	337	.739	-	-	621	224	157	0	-	-	1079	16.6	-
1966-67	70	2706	711	1658	429	-	-	-	440	541	.813	-	-	898	215	211	1	-	-	1862	26.6	-
1967-68	77	3029	757	1709	443	-	-	-	488	621	.786	-	-	941	355	232	0	-	-	2002	26.0	-
1968-69	76	3064	730	1632	447	-	-	-	421	567	.743	-	-	805	408	204	0	-	-	1881	24.8	-
1969-70	54	2213	511	1051	486	-	-	-	276	357	.773	-	-	559	292	132	1	-	-	1298	24.0	-
1970-71	2	57	8	19	421	-	-	-	4	6	.667	-	-	11	2	6	0	-	-	20	10.0	-
1971-72	9	239	42	97	433	-	-	-	22	27	.815	-	-	57	18	20	0	-	-	106	11.8	-
<b>TOT</b>	<b>846</b>	<b>33863</b>	<b>8693</b>	<b>20171</b>	<b>431</b>	-	-	-	<b>5763</b>	<b>7391</b>	<b>.780</b>	-	-	<b>11463</b>	<b>3650</b>	<b>2596</b>	<b>14</b>	-	-	<b>23149</b>	<b>27.4</b>	-

### PLAYOFFS

G	Min.	FG	FGA	Pct.	3FG	3FGA	PCT	FT	FTA	Pct.	Off.	Def.	Tot.	Ast.	PF	Dq.	StL.	TO	Blk.	Prs.	Avg.	HI
1958-59	13	556	122	303	403	-	-	-	87	113	.770	-	-	156	43	-	0	0	0	331	25.5	-
1959-60	9	408	111	234	474	-	-	-	79	94	.840	-	-	128	31	-	0	0	0	301	33.4	-
1960-61	12	540	170	352	483	-	-	-	117	142	.824	-	-	183	55	-	0	0	0	457	38.1	-
1961-62	13	571	186	425	438	-	-	-	130	168	.774	-	-	230	47	-	0	0	0	502	38.6	-
1962-63	13	562	160	362	442	-	-	-	104	126	.825	-	-	177	58	-	0	0	0	424	32.6	-
1963-64	5	221	45	119	378	-	-	-	31	40	.775	-	-	58	28	-	0	0	0	121	24.2	-
1964-65	1	5	0	2	.000	-	-	-	0	0	.000	-	-	0	1	-	0	0	0	0	0.0	-
1965-66	14	586	145	328	442	-	-	-	85	105	.810	-	-	197	52	-	0	0	0	375	26.8	-
1966-67	3	121	28	76	368	-	-	-	15	20	.750	-	-	39	9	-	0	0	0	71	23.7	-
1967-68	15	633	176	376	468	-	-	-	76	112	.679	-	-	218	60	-	0	0	0	428	28.5	-
1968-69	18	640	107	278	385	-	-	-	63	100	.630	-	-	166	74	-	0	0	0	277	15.4	-
1969-70	18	667	138	296	466	-	-	-	60	81	.741	-	-	173	83	-	0	0	0	336	18.7	-
<b>TOT</b>	<b>134</b>	<b>5510</b>	<b>1388</b>	<b>3151</b>	<b>.440</b>	-	-	-	<b>847</b>	<b>1101</b>	<b>.769</b>	-	-	<b>1725</b>	<b>541</b>	-	<b>0</b>	<b>0</b>	<b>0</b>	<b>3623</b>	<b>27.0</b>	-

## KENT BAZEMORE - 6-5, 201 - OLD DOMINION

JULY 1, 1989

### REGULAR SEASON

G	Min.	FG	FGA	Pct.	3FG	3FGA	PCT	FT	FTA	Pct.	Off.	Def.	Tot.	Ast.	PF	Dq.	StL.	TO	Blk.	Prs.	Avg.	HI	
2013-14	23	643	111	246	451	33	89	.371	47	73	.644	5	72	77	71	60	0	31	51	7	302	13.1	23

## ED BEACH - 6-3, 200 - WEST VIRGINIA

JANUARY 25, 1929

### REGULAR SEASON

G	Min.	FG	FGA	Pct.	3FG	3FGA	PCT	FT	FTA	Pct.	Off.	Def.	Tot.	Ast.	PF	Dq.	StL.	TO	Blk.	Prs.	Avg.	HI
1950-51	11	8	35	229	-	-	-	6	9	.667	-	-	25	2	14	0	-	-	-	22	2.0	-

## ZELMO BEATY - 6-9, 235 - PRAIRE VIEW A&M

OCTOBER 25, 1939

### REGULAR SEASON

G	Min.	FG	FGA	Pct.	3FG	3FGA	PCT	FT	FTA	Pct.	Off.	Def.	Tot.	Ast.	PF	Dq.	StL.	TO	Blk.	Prs.	Avg.	HI	
1974-75	69	1213	136	310	439	-	-	-	108	135	.800	93	234	327	74	130	1	45	-	29	380	5.5	19

## BENOIT BENJAMIN - 7-0, 265 - CREIGHTON

NOVEMBER 22, 1964

### REGULAR SEASON

G	Min.	FG	FGA	Pct.	3FG	3FGA	PCT	FT	FTA	Pct.	Off.	Def.	Tot.	Ast.	PF	Dq.	StL.	TO	Blk.	Prs.	Avg.	HI	
1992-93	28	306	52	108	481	0	0	.000	22	37	.595	24	72	96	10	61	0	14	36	13	126	4.5	17

## MARIO BENNETT - 6-9, 235 - ARIZONA STATE

AUGUST 1, 1973

### REGULAR SEASON

G	Min.	FG	FGA	Pct.	3FG	3FGA	PCT	FT	FTA	Pct.	Off.	Def.	Tot.	Ast.	PF	Dq.	StL.	TO	Blk.	Prs.	Avg.	HI	
1997-98	45	354	80	135	593	1	2	.500	16	44	.364	60	66	126	18	61	0	19	21	11	177	3.9	21

### PLAYOFFS

G	Min.	FG	FGA	Pct.	3FG	3FGA	PCT	FT	FTA	Pct.	Off.	Def.	Tot.	Ast.	PF	Dq.	StL.	TO	Blk.	Prs.	Avg.	HI
1997-98	4	10	1	2	.500	0	0	-	2	2	1.000	2	4	6	0	-	0	0	1	4	1.0	-

## TARIK BLACK - 6-9, 250 - KANSAS

NOVEMBER 22, 1991

### REGULAR SEASON

G	Min.	FG	FGA	Pct.	3FG	3FGA	PCT	FT	FTA	Pct.	Off.	Def.	Tot.	Ast.	PF	Dq.	StL.	TO	Blk.	Prs.	Avg.	HI	
2014-15	38	803	112	190	589	0	0	--	50	89	.562	84	157	241	34	102	2	13	29	22	274	7.2	18
2015-16	39	496	57	104	548	0	0	--	19	45	.422	44	113	157	16	78	0	14	22	18	133	3.4	11
2016-17	67	1091	150	293	512	1	2	.500	82	109	.752	143	199	342	39	173	1	30	58	44	383	5.7	15
<b>TOT</b>	<b>144</b>	<b>2390</b>	<b>319</b>	<b>588</b>	<b>.543</b>	<b>1</b>	<b>2</b>	<b>.500</b>	<b>151</b>	<b>243</b>	<b>.621</b>	<b>272</b>	<b>469</b>	<b>741</b>	<b>89</b>	<b>35</b>	<b>3</b>	<b>56</b>	<b>109</b>	<b>84</b>	<b>790</b>	<b>5.5</b>	-

## ALEX BLACKWELL - 6-6, 255 - MONMOUTH

JUNE 27, 1970

### REGULAR SEASON

G	Min.	FG	FGA	Pct.	3FG	3FGA	PCT	FT	FTA	Pct.	Off.	Def.	Tot.	Ast.	PF	Dq.	StL.	TO	Blk.	Prs.	Avg.	HI	
1992-93	27	109	14	42	.333	0	3	.000	6	8	.750	10	13	23	7	14	0	4	5	2	34	1.3	8

# ALL-TIME ROSTER WITH STATISTICS

## STEVE BLAKE - 6-3, 170 - MARYLAND

FEBRUARY 26, 1980

### REGULAR SEASON

	G	Min.	FG	FGA	Pct.	3FG	3FGA	PCT	FT	FTA	Pct.	Off.	Def.	Tot.	Ast.	PF	Dq.	StL.	TO	Blk.	Pts.	Avg.	Hi
2010-11	79	1581	110	306	.359	73	193	.378	26	30	.867	19	137	156	170	99	0	40	73	3	319	4.0	14
2011-12	53	1237	101	268	.377	53	158	.335	21	27	.778	9	76	85	174	75	0	39	72	2	276	5.2	17
2012-13	45	1175	114	270	.422	72	171	.421	27	35	.771	21	111	132	173	83	2	34	62	6	327	7.3	24
2013-14	27	891	88	233	.378	52	131	.397	28	35	.800	8	95	103	205	49	0	34	71	2	256	9.5	19
TOT	204	4884	413	1077	.383	250	653	.383	102	127	.803	57	419	476	723	306	2	147	278	13	1178	5.8	-

### PLAYOFFS

	G	Min.	FG	FGA	Pct.	3FG	3FGA	PCT	FT	FTA	Pct.	Off.	Def.	Tot.	Ast.	PF	Dq.	StL.	TO	Blk.	Pts.	Avg.	Hi
2010-11	9	145	7	23	.304	6	18	.333	0	0	-	1	13	14	20	8	0	5	5	0	20	2.2	-
2011-12	12	306	26	62	.419	18	43	.419	5	7	.714	8	26	34	27	21	0	8	15	2	75	6.3	-
2012-13	2	75	11	28	.393	5	12	.417	1	1	1.000	0	8	8	5	8	0	4	4	3	28	14.0	-
TOT	23	526	44	113	.389	29	73	.397	6	8	.750	9	47	56	52	37	0	17	24	5	123	5.3	-

## JOHN BLOCK - 6-9 1/2, 210 - USC

APRIL 16, 1944

### REGULAR SEASON

	G	Min.	FG	FGA	Pct.	3FG	3FGA	PCT	FT	FTA	Pct.	Off.	Def.	Tot.	Ast.	PF	Dq.	StL.	TO	Blk.	Pts.	Avg.	Hi
1966-67	22	118	20	52	.385	-	-	-	24	34	.706	-	-	45	5	20	0	-	-	-	64	2.9	-

### PLAYOFFS

	G	Min.	FG	FGA	Pct.	3FG	3FGA	PCT	FT	FTA	Pct.	Off.	Def.	Tot.	Ast.	PF	Dq.	StL.	TO	Blk.	Pts.	Avg.	Hi
1966-67	1	1	0	0	-	-	-	-	0	0	.000	-	-	0	0	-	-	0	0	0	0	0.0	-

## MEYER BLOOM - 6-6, 190 - TEMPLE

JANUARY 14, 1915

### REGULAR SEASON

	G	Min.	FG	FGA	Pct.	3FG	3FGA	PCT	FT	FTA	Pct.	Off.	Def.	Tot.	Ast.	PF	Dq.	StL.	TO	Blk.	Pts.	Avg.	Hi
1948-49	24	-	13	92	.141	-	-	-	29	40	.725	-	-	-	15	22	-	-	-	-	55	2.3	-

## CORIE BLOUNT - 6-10, 242 - CINCINNATI

JANUARY 4, 1969

### REGULAR SEASON

	G	Min.	FG	FGA	Pct.	3FG	3FGA	PCT	FT	FTA	Pct.	Off.	Def.	Tot.	Ast.	PF	Dq.	StL.	TO	Blk.	Pts.	Avg.	Hi
1995-96	57	715	79	167	.473	0	2	.000	25	44	.568	69	101	170	42	109	2	25	47	35	183	3.2	11
1996-97	58	1009	92	179	.514	1	3	.333	56	83	.675	113	163	276	35	121	2	22	50	26	241	4.2	17
1997-98	70	1029	107	187	.572	0	4	.000	39	78	.500	114	184	298	37	157	2	29	51	25	253	3.6	12
1998-99	14	162	13	33	.394	0	1	.000	6	12	.500	24	22	46	2	27	0	1	6	4	32	2.3	7
TOT	199	2915	291	566	.514	1	10	.100	126	217	.581	320	470	790	116	414	6	77	154	90	709	3.6	-

### PLAYOFFS

	G	Min.	FG	FGA	Pct.	3FG	3FGA	PCT	FT	FTA	Pct.	Off.	Def.	Tot.	Ast.	PF	Dq.	StL.	TO	Blk.	Pts.	Avg.	Hi
1996-97	3	8	1	1	1.000	0	0	-	1	2	.500	0	2	2	1	-	-	0	0	0	3	1.0	-
1997-98	12	209	12	24	.500	0	0	-	7	11	.636	24	40	64	7	-	-	6	3	4	31	2.6	-
TOT	15	217	13	25	.520	0	0	-	8	13	.615	24	42	66	8	-	-	6	3	4	34	2.3	-

## VANDER BLUE - 6-4, 200 - MARQUETTE

JULY 17, 1992

### REGULAR SEASON

	G	Min.	FG	FGA	Pct.	3FG	3FGA	PCT	FT	FTA	Pct.	Off.	Def.	Tot.	Ast.	PF	Dq.	StL.	TO	Blk.	Pts.	Avg.	Hi
2014-15	2	74	9	30	.300	2	10	.200	2	5	.400	2	7	9	8	4	0	3	6	0	22	11.0	15
2017-18	5	45	1	5	.200	0	2	.000	1	2	.500	0	1	1	3	2	0	1	3	0	3	0.6	2
TOT	7	119	10	35	.286	2	12	.167	3	7	.429	2	8	10	11	6	0	4	9	0	25	3.6	-

## TONY BOBBITT - 6-4, 190 - CINCINNATI

OCTOBER 22, 1979

### REGULAR SEASON

	G	Min.	FG	FGA	Pct.	3FG	3FGA	PCT	FT	FTA	Pct.	Off.	Def.	Tot.	Ast.	PF	Dq.	StL.	TO	Blk.	Pts.	Avg.	Hi
2004-05	2	12	2	5	.400	1	2	.500	0	0	-	0	3	3	0	1	0	0	0	0	5	2.5	5

## ANDREW BOGUT - 7-0, 260 - UTAH

NOVEMBER 28, 1984

### REGULAR SEASON

	G	Min.	FG	FGA	Pct.	3FG	3FGA	PCT	FT	FTA	Pct.	Off.	Def.	Tot.	Ast.	PF	Dq.	StL.	TO	Blk.	Pts.	Avg.	Hi
2017-18	24	216	17	25	.680	0	0	---	2	2	1.000	26	52	78	15	40	1	4	19	13	36	1.5	6

## RON BOONE - 6-2, 200 - IDAHO STATE

SEPTEMBER 6, 1946

### REGULAR SEASON

	G	Min.	FG	FGA	Pct.	3FG	3FGA	PCT	FT	FTA	Pct.	Off.	Def.	Tot.	Ast.	PF	Dq.	StL.	TO	Blk.	Pts.	Avg.	Hi
1978-79	82	1583	259	569	.455	-	-	-	90	104	.865	53	92	145	154	171	1	66	147	11	608	7.4	18
1979-80	6	106	14	40	.350	0	0	-	6	7	.857	7	4	11	7	13	0	5	13	0	34	5.7	10
TOT	88	1689	273	609	.448	0	0	-	96	111	.865	60	96	156	161	184	1	71	160	11	642	7.3	-

### PLAYOFFS

	G	Min.	FG	FGA	Pct.	3FG	3FGA	PCT	FT	FTA	Pct.	Off.	Def.	Tot.	Ast.	PF	Dq.	StL.	TO	Blk.	Pts.	Avg.	Hi
1978-79	8	226	37	77	.481	-	-	-	20	21	.952	-	-	15	14	-	-	9	0	0	94	11.8	-

## BOB BOOZER - 6-8, 220 - KANSAS STATE

APRIL 26, 1937

### REGULAR SEASON

	G	Min.	FG	FGA	Pct.	3FG	3FGA	PCT	FT	FTA	Pct.	Off.	Def.	Tot.	Ast.	PF	Dq.	StL.	TO	Blk.	Pts.	Avg.	Hi
1965-66	78	1847	365	754	.484	-	-	-	225	289	.779	-	-	548	87	196	0	-	-	-	955	12.2	-

### PLAYOFFS

	G	Min.	FG	FGA	Pct.	3FG	3FGA	PCT	FT	FTA	Pct.	Off.	Def.	Tot.	Ast.	PF	Dq.	StL.	TO	Blk.	Pts.	Avg.	Hi
1965-66	10	181	26	65	.400	-	-	-	15	20	.750	-	-	50	7	-	-	0	0	0	67	6.7	-



# ALL-TIME ROSTER WITH STATISTICS

## CARLOS BOOZER - 6-9, 258 - DUKE

NOVEMBER 20, 1981

### REGULAR SEASON

G	Min.	FG	FGA	Pct.	3FG	3FGA	PCT	FT	FTA	Pct.	Off.	Def.	Tot.	Ast.	PF	Dq.	StL.	TO	Blk.	Pts.	Avg.	HI	
2014-15	71	1692	371	743	.499	0	0	---	94	150	627	111	371	482	95	184	2	41	92	12	836	11.8	28

## SAM BOWIE - 7-1, 260 - KENTUCKY

MARCH 17, 1961

### REGULAR SEASON

G	Min.	FG	FGA	Pct.	3FG	3FGA	PCT	FT	FTA	Pct.	Off.	Def.	Tot.	Ast.	PF	Dq.	StL.	TO	Blk.	Pts.	Avg.	HI	
1993-94	25	556	75	172	.436	1	4	250	72	83	867	27	104	131	47	65	0	4	43	28	223	8.9	21
1994-95	67	1225	118	267	.442	2	11	182	68	89	764	72	216	288	118	182	4	21	91	80	306	4.6	19
TOT	92	1781	193	439	.440	3	15	200	140	172	814	99	320	419	165	247	4	25	134	108	529	5.8	-

### PLAYOFFS

G	Min.	FG	FGA	Pct.	3FG	3FGA	PCT	FT	FTA	Pct.	Off.	Def.	Tot.	Ast.	PF	Dq.	StL.	TO	Blk.	Pts.	Avg.	HI	
1994-95	10	135	8	30	.267	0	0	-	5	5	1.000	13	20	33	3	-	-	1	6	9	21	2.1	-

## ADRIAN BRANCH - 6-8, 185 - MARYLAND

NOVEMBER 17, 1963

### REGULAR SEASON

G	Min.	FG	FGA	Pct.	3FG	3FGA	PCT	FT	FTA	Pct.	Off.	Def.	Tot.	Ast.	PF	Dq.	StL.	TO	Blk.	Pts.	Avg.	HI	
1986-87	32	219	48	96	.500	0	2	000	42	54	778	23	30	53	16	39	0	16	24	3	138	4.3	12

### PLAYOFFS

G	Min.	FG	FGA	Pct.	3FG	3FGA	PCT	FT	FTA	Pct.	Off.	Def.	Tot.	Ast.	PF	Dq.	StL.	TO	Blk.	Pts.	Avg.	HI	
1986-87	11	42	4	21	.190	0	1	000	6	12	500	3	7	10	5	-	-	2	5	0	14	1.3	-

## COREY BREWER - 6-9, 186 - FLORIDA

MARCH 5, 1986

### REGULAR SEASON

G	Min.	FG	FGA	Pct.	3FG	3FGA	PCT	FT	FTA	Pct.	Off.	Def.	Tot.	Ast.	PF	Dq.	StL.	TO	Blk.	Pts.	Avg.	HI	
2016-17	24	358	53	121	.438	5	24	208	18	24	750	11	41	52	36	29	0	24	19	8	129	5.4	12
2017-18	54	694	78	172	.453	8	43	186	34	51	667	23	70	93	41	83	1	41	38	8	198	3.7	21
TOT	78	1052	131	293	.447	13	67	194	52	75	693	34	111	145	77	112	1	65	57	16	327	4.2	-

## JIM BREWER - 6-9, 220 - MINNESOTA

DECEMBER 3, 1951

### REGULAR SEASON

G	Min.	FG	FGA	Pct.	3FG	3FGA	PCT	FT	FTA	Pct.	Off.	Def.	Tot.	Ast.	PF	Dq.	StL.	TO	Blk.	Pts.	Avg.	HI	
1980-81	78	1107	101	197	.513	0	2	000	15	40	375	127	154	281	55	158	2	43	48	58	217	2.8	14
1981-82	71	966	81	175	.463	1	6	167	7	19	368	106	158	264	42	127	1	39	37	46	170	2.4	10
TOT	149	2073	182	372	.489	1	8	125	22	59	373	233	312	545	97	285	3	82	85	104	387	2.6	-

### PLAYOFFS

G	Min.	FG	FGA	Pct.	3FG	3FGA	PCT	FT	FTA	Pct.	Off.	Def.	Tot.	Ast.	PF	Dq.	StL.	TO	Blk.	Pts.	Avg.	HI
1980-81	3	7	0	0	.000	0	0	-	0	0	-	0	1	1	0	-	0	0	0	0	0.0	-
1981-82	8	57	3	6	.500	0	0	-	4	7	11	4	-	4	-	-	2	4	6	6	0.8	-
TOT	11	64	3	6	.500	0	0	-	4	7	12	4	-	4	-	-	2	4	6	6	0.5	-

## FRANK BRICKOWSKI - 6-9, 245 - PENN STATE

AUGUST 14, 1959

### REGULAR SEASON

G	Min.	FG	FGA	Pct.	3FG	3FGA	PCT	FT	FTA	Pct.	Off.	Def.	Tot.	Ast.	PF	Dq.	StL.	TO	Blk.	Pts.	Avg.	HI	
1986-87	37	404	53	94	.564	0	0	-	40	59	678	40	57	97	12	105	4	14	25	4	146	3.9	14

## BILL BRIDGES - 6-5, 230 - KANSAS

APRIL 4, 1939

### REGULAR SEASON

G	Min.	FG	FGA	Pct.	3FG	3FGA	PCT	FT	FTA	Pct.	Off.	Def.	Tot.	Ast.	PF	Dq.	StL.	TO	Blk.	Pts.	Avg.	HI	
1972-73	72	2491	286	597	.479	-	-	-	133	190	700	-	1	782	196	261	3	-	-	-	705	9.8	-
1973-74	65	1812	216	513	.421	-	-	-	116	164	707	193	306	499	148	219	3	58	-	31	548	8.4	28
1974-75	17	307	20	57	.351	-	-	-	16	30	533	46	48	94	27	46	1	7	-	5	56	3.3	15
TOT	154	4610	522	1167	.447	-	-	-	265	384	690	239	354	1375	371	526	7	65	-	36	1309	8.5	-

### PLAYOFFS

G	Min.	FG	FGA	Pct.	3FG	3FGA	PCT	FT	FTA	Pct.	Off.	Def.	Tot.	Ast.	PF	Dq.	StL.	TO	Blk.	Pts.	Avg.	HI	
1972-73	17	582	57	136	.419	-	-	-	38	49	776	-	-	158	29	-	-	0	0	0	152	8.9	-
1973-74	5	144	12	41	.293	-	-	-	6	13	462	-	-	30	6	-	-	0	0	0	30	6.0	-
TOT	22	726	69	177	.390	-	-	-	44	62	710	-	-	188	35	-	-	0	0	0	182	8.3	-

## MARSHON BROOKS - 6-5, 200 - PROVIDENCE

JANUARY 26, 1989

### REGULAR SEASON

G	Min.	FG	FGA	Pct.	3FG	3FGA	PCT	FT	FTA	Pct.	Off.	Def.	Tot.	Ast.	PF	Dq.	StL.	TO	Blk.	Pts.	Avg.	HI	
2013-14	18	228	43	88	.489	11	19	579	18	26	692	8	22	30	21	16	0	12	17	3	115	6.4	23

## ANTHONY BROWN - 6-7, 210 - STANFORD

OCTOBER 10, 1992

### REGULAR SEASON

G	Min.	FG	FGA	Pct.	3FG	3FGA	PCT	FT	FTA	Pct.	Off.	Def.	Tot.	Ast.	PF	Dq.	StL.	TO	Blk.	Pts.	Avg.	HI	
2015-16	29	599	39	126	.310	20	70	286	17	20	850	9	61	70	19	34	0	14	15	5	115	4.0	10

## CHUCKY BROWN - 6-8, 215 - NORTH CAROLINA STATE

FEBRUARY 29, 1968

### REGULAR SEASON

G	Min.	FG	FGA	Pct.	3FG	3FGA	PCT	FT	FTA	Pct.	Off.	Def.	Tot.	Ast.	PF	Dq.	StL.	TO	Blk.	Pts.	Avg.	HI	
1991-92	36	381	55	118	.466	0	3	000	25	41	510	29	47	76	23	41	0	9	27	7	135	3.8	16

### PLAYOFFS

G	Min.	FG	FGA	Pct.	3FG	3FGA	PCT	FT	FTA	Pct.	Off.	Def.	Tot.	Ast.	PF	Dq.	StL.	TO	Blk.	Pts.	Avg.	HI	
1991-92	3	44	8	19	.421	0	1	000	3	6	500	3	8	11	2	-	-	0	1	2	19	6.3	-

# ALL-TIME ROSTER WITH STATISTICS

## GEORGE BROWN - 6-6, 190 - WAYNE STATE

OCTOBER 30, 1935

### REGULAR SEASON

G	Min.	FG	FGA	Pct.	3FG	3FGA	PCT	FT	FTA	Pct.	Off.	Def.	Tot.	Ast.	PF	Dq.	StL.	TO	Blk.	Pts.	Avg.	HI
1957-58	1	6	0	2	.000	-	-	1	2	500	-	-	1	0	1	0	-	-	-	1	1.0	-

## JABARI BROWN - 6-4, 215 - MISSOURI

DECEMBER 18, 1992

### REGULAR SEASON

G	Min.	FG	FGA	Pct.	3FG	3FGA	PCT	FT	FTA	Pct.	Off.	Def.	Tot.	Ast.	PF	Dq.	StL.	TO	Blk.	Pts.	Avg.	HI	
2014-15	19	568	70	170	.412	23	62	.371	64	85	.753	3	33	36	40	33	0	12	32	2	227	11.9	32

## KWAME BROWN - 6-11, 270 - GLYNN ACADEMY HS

MARCH 10, 1982

### REGULAR SEASON

G	Min.	FG	FGA	Pct.	3FG	3FGA	PCT	FT	FTA	Pct.	Off.	Def.	Tot.	Ast.	PF	Dq.	StL.	TO	Blk.	Pts.	Avg.	HI	
2005-06	72	1978	204	388	.526	0	1	.000	128	235	.545	182	291	473	72	196	3	27	100	46	536	7.4	21
2006-07	41	1132	143	242	.591	0	1	.000	59	134	.440	81	163	244	75	124	0	39	76	49	345	8.4	18
2007-08	23	509	53	103	.515	0	0	.000	26	64	.406	31	100	131	28	58	0	16	37	19	132	5.7	10
TOT	136	3619	400	733	.546	0	2	.000	213	433	.492	294	554	848	175	378	3	82	213	114	1013	7.4	-

### PLAYOFFS

G	Min.	FG	FGA	Pct.	3FG	3FGA	PCT	FT	FTA	Pct.	Off.	Def.	Tot.	Ast.	PF	Dq.	StL.	TO	Blk.	Pts.	Avg.	HI	
2005-06	7	225	34	65	.523	0	0	-	22	31	.710	17	29	46	7	-	-	2	12	6	90	12.9	-
2006-07	5	133	19	36	.528	0	0	-	5	9	.556	13	15	28	1	-	-	1	9	4	43	8.6	-
TOT	12	358	53	101	.525	0	0	-	27	40	.675	30	44	74	8	-	-	3	21	10	133	11.1	-

## ROGER BROWN - 6-11, 230 - KANSAS

FEBRUARY 29, 1950

### REGULAR SEASON

G	Min.	FG	FGA	Pct.	3FG	3FGA	PCT	FT	FTA	Pct.	Off.	Def.	Tot.	Ast.	PF	Dq.	StL.	TO	Blk.	Pts.	Avg.	HI
1972-73	1	5	0	0	-	-	-	1	3	.333	-	-	0	0	1	0	-	-	-	1	1.0	-

## SHANNON BROWN - 6-4, 210 - MICHIGAN STATE

NOVEMBER 29, 1985

### REGULAR SEASON

G	Min.	FG	FGA	Pct.	3FG	3FGA	PCT	FT	FTA	Pct.	Off.	Def.	Tot.	Ast.	PF	Dq.	StL.	TO	Blk.	Pts.	Avg.	HI	
2008-09	18	136	22	42	.524	6	9	.667	8	9	.889	3	17	20	10	9	0	4	9	2	58	3.2	10
2009-10	82	1700	253	592	.427	62	189	.327	99	121	.818	30	153	183	108	129	0	57	67	31	667	8.1	27
2010-11	82	1568	273	643	.425	74	212	.349	92	101	.911	35	122	157	96	124	0	67	75	16	712	8.7	21
TOT	182	3404	548	1277	.429	142	410	.346	199	231	.861	68	292	370	214	262	0	128	151	49	1437	7.9	-

### PLAYOFFS

G	Min.	FG	FGA	Pct.	3FG	3FGA	PCT	FT	FTA	Pct.	Off.	Def.	Tot.	Ast.	PF	Dq.	StL.	TO	Blk.	Pts.	Avg.	HI	
2008-09	21	276	36	83	.434	12	25	.480	19	24	.792	8	17	25	13	27	0	10	10	2	103	4.9	14
2009-10	23	324	42	107	.393	9	32	.281	20	28	.714	7	22	29	20	37	0	10	13	7	113	4.9	12
2010-11	10	166	28	61	.459	7	25	.280	9	14	.643	5	14	19	7	10	0	6	9	2	72	7.2	15
TOT	54	766	106	251	.422	28	82	.341	48	66	.727	20	53	73	40	74	0	26	32	11	288	5.3	-

## TIERRE BROWN - 6-2, 189 - MCNEESE STATE

JUNE 3, 1979

### REGULAR SEASON

G	Min.	FG	FGA	Pct.	3FG	3FGA	PCT	FT	FTA	Pct.	Off.	Def.	Tot.	Ast.	PF	Dq.	StL.	TO	Blk.	Pts.	Avg.	HI	
2004-05	76	1066	124	348	.356	26	72	.361	59	75	.787	21	72	93	155	59	0	32	74	1	333	4.4	27

## TONY BROWN - 6-6, 200 - ARKANSAS

JULY 29, 1960

### REGULAR SEASON

G	Min.	FG	FGA	Pct.	3FG	3FGA	PCT	FT	FTA	Pct.	Off.	Def.	Tot.	Ast.	PF	Dq.	StL.	TO	Blk.	Pts.	Avg.	HI	
1990-91	7	27	2	3	.667	1	1	1.000	0	0	-	0	4	4	3	8	0	0	4	0	5	0.7	3



# ALL-TIME ROSTER WITH STATISTICS

## KOBE BRYANT - 6-6, 205 - LOWER MERION HS

AUGUST 23, 1978

### REGULAR SEASON

G	Min.	FG	FGA	Pct.	3FG	3FGA	PCT	FT	FTA	Pct.	Off.	Def.	Tot.	Ast.	PF	Q.	StL.	TO	Blk.	Pts.	Avg.	Hi	
1996-97	71	1103	176	422	417	51	136	375	136	166	819	47	85	132	91	102	0	49	112	23	539	7.6	24
1997-98	79	2056	391	913	428	75	220	341	363	457	794	79	163	242	199	180	1	74	157	40	1220	15.4	33
1998-99	50	1896	362	779	465	27	101	267	245	292	839	53	211	264	190	153	3	72	157	50	996	19.9	38
1999-00	66	2524	554	1183	468	46	144	319	331	403	821	108	308	416	323	220	4	106	182	62	1485	22.5	40
2000-01	68	2783	701	1510	464	61	200	305	475	557	853	104	295	399	338	222	3	114	220	43	1938	28.5	51
2001-02	80	3063	749	1597	469	33	132	250	488	589	829	112	329	441	438	228	1	118	223	35	2019	25.2	56
2002-03	82	3401	868	1924	451	124	324	383	601	713	843	106	458	564	481	218	0	181	288	67	2461	30.0	55
2003-04	65	2447	516	1178	438	71	217	327	454	533	852	103	256	359	330	176	0	112	171	28	1557	24.0	45
2004-05	66	2689	573	1324	433	131	387	339	542	664	816	95	297	392	398	174	1	174	270	53	1819	27.6	48
2005-06	80	3277	978	2173	450	180	518	347	696	819	850	71	354	425	360	233	1	147	250	30	2432	35.4	81
2006-07	77	3140	813	1757	463	137	398	344	667	768	868	75	364	439	413	205	2	111	255	36	2430	31.6	65
2007-08	82	3192	775	1690	459	150	415	361	623	742	840	94	423	517	441	227	1	151	257	40	2323	28.3	53
2008-09	82	2960	800	1712	467	118	336	351	483	564	856	90	339	429	399	189	1	120	210	37	2201	26.8	61
2009-10	73	2835	716	1569	456	99	301	329	439	541	811	78	313	391	365	187	0	113	233	20	1970	27.0	44
2010-11	82	2779	740	1639	451	115	356	323	483	583	828	83	336	419	388	172	0	99	243	12	2078	25.3	42
2011-12	58	2232	574	1336	430	87	287	303	381	451	845	66	247	313	264	105	0	69	204	18	1616	27.9	48
2012-13	78	3013	738	1595	463	132	407	324	525	626	839	66	367	433	489	173	0	106	287	25	2133	27.3	47
2013-14	6	177	31	73	425	3	16	188	18	21	857	2	24	26	38	9	0	7	34	1	83	13.8	21
2014-15	35	1207	266	713	373	54	184	293	196	241	813	26	173	199	197	65	0	47	128	7	782	22.3	44
2015-16	66	1863	398	1113	358	133	467	285	232	281	826	41	206	247	184	115	0	62	129	13	1161	17.6	60
<b>TOT</b>	<b>1280</b>	<b>46774</b>	<b>1132125087</b>	<b>451</b>	<b>1694</b>	<b>5079</b>	<b>334</b>	<b>8146</b>	<b>9730</b>	<b>837</b>	<b>1458</b>	<b>5342</b>	<b>6800</b>	<b>6122</b>	<b>3238</b>	<b>18</b>	<b>1882</b>	<b>3881</b>	<b>627</b>	<b>32482</b>	<b>25.4</b>	<b>-</b>	

### PLAYOFFS

G	Min.	FG	FGA	Pct.	3FG	3FGA	PCT	FT	FTA	Pct.	Off.	Def.	Tot.	Ast.	PF	Q.	StL.	TO	Blk.	Pts.	Avg.	Hi	
1996-97	9	133	21	55	382	6	23	261	26	30	867	1	10	11	11	23	-	3	14	2	74	8.2	-
1997-98	11	220	31	76	408	3	14	214	31	45	689	7	14	21	16	28	-	3	11	8	96	8.7	-
1998-99	8	315	61	142	430	8	23	348	28	35	800	13	42	55	37	24	-	15	31	10	158	19.8	-
1999-00	22	857	174	394	442	22	64	344	95	126	754	26	72	98	97	89	-	32	55	32	465	21.1	-
2000-01	16	694	168	358	469	11	34	324	124	151	821	29	87	116	97	53	-	25	51	12	471	29.4	-
2001-02	19	833	187	431	434	22	58	379	110	145	759	28	83	111	87	65	-	27	54	17	506	26.6	-
2002-03	12	531	137	317	432	25	62	403	86	104	827	16	45	61	62	35	-	14	42	1	385	32.1	-
2003-04	22	973	190	460	413	24	97	247	135	166	813	18	86	104	121	59	-	42	61	7	539	24.5	-
2005-06	7	314	72	145	497	14	35	400	37	48	771	4	40	44	36	25	-	8	33	3	195	27.9	-
2006-07	5	215	60	130	462	10	28	357	34	37	919	1	25	26	22	10	-	5	22	2	164	32.8	-
2007-08	21	863	222	463	479	32	106	302	157	194	809	18	101	119	117	59	-	35	70	8	633	30.1	-
2008-09	23	940	242	530	457	37	106	349	174	197	883	19	104	123	126	59	-	38	59	21	695	30.2	-
2009-10	23	923	234	511	458	49	131	374	154	183	842	26	112	138	126	75	-	31	79	16	671	29.2	-
2010-11	10	354	83	186	446	12	41	293	50	61	820	8	26	34	33	23	-	16	31	3	228	22.8	-
2011-12	12	476	132	301	439	17	60	283	79	95	832	16	42	58	52	33	-	16	34	2	360	30.0	-
<b>TOT</b>	<b>220</b>	<b>86474</b>	<b>2014</b>	<b>4499</b>	<b>448</b>	<b>292</b>	<b>882</b>	<b>334</b>	<b>1320</b>	<b>1617</b>	<b>816</b>	<b>230</b>	<b>889</b>	<b>1119</b>	<b>1040</b>	<b>660</b>	<b>-</b>	<b>310</b>	<b>647</b>	<b>144</b>	<b>5640</b>	<b>25.6</b>	<b>-</b>

## THOMAS BRYANT - 6-10, 248 - INDIANA

JULY 31, 1997

### REGULAR SEASON

G	Min.	FG	FGA	Pct.	3FG	3FGA	PCT	FT	FTA	Pct.	Off.	Def.	Tot.	Ast.	PF	Q.	StL.	TO	Blk.	Pts.	Avg.	Hi	
2017-18	15	72	8	21	.381	1	10	.100	5	9	.556	3	14	17	6	6	0	1	2	2	22	1.5	6

## STEVE BUCKNALL - 6-6, 215 - NORTH CAROLINA

MARCH 17, 1966

### REGULAR SEASON

G	Min.	FG	FGA	Pct.	3FG	3FGA	PCT	FT	FTA	Pct.	Off.	Def.	Tot.	Ast.	PF	Q.	StL.	TO	Blk.	Pts.	Avg.	Hi	
1989-90	18	75	9	33	.273	0	1	.000	5	6	.833	5	2	7	10	10	0	2	11	1	23	1.3	4

## BOB BURROW - 6-7, 230 - KENTUCKY

JUNE 29, 1934

### REGULAR SEASON

G	Min.	FG	FGA	Pct.	3FG	3FGA	PCT	FT	FTA	Pct.	Off.	Def.	Tot.	Ast.	PF	Q.	StL.	TO	Blk.	Pts.	Avg.	Hi	
1957-58	14	171	22	70	.314	-	-	-	11	33	.333	-	-	64	6	15	0	-	-	-	55	3.9	-

## CARON BUTLER - 6-7, 217 - CONNECTICUT 1980

MARCH 13,

### REGULAR SEASON

G	Min.	FG	FGA	Pct.	3FG	3FGA	PCT	FT	FTA	Pct.	Off.	Def.	Tot.	Ast.	PF	Q.	StL.	TO	Blk.	Pts.	Avg.	Hi	
2004-05	77	2746	441	991	445	38	125	.304	275	319	.862	146	304	450	146	213	2	110	125	23	1195	15.5	34

## DWIGHT BUYCKS - 6-3, 190 - MARQUETTE

MARCH 6, 1989

### REGULAR SEASON

G	Min.	FG	FGA	Pct.	3FG	3FGA	PCT	FT	FTA	Pct.	Off.	Def.	Tot.	Ast.	PF	Q.	StL.	TO	Blk.	Pts.	Avg.	Hi
2014-15	6	123	18	40	.450	7	11	.636	9	10	.900	2	10	12	14	3	0	12	0	52	8.7	15

# ALL-TIME ROSTER WITH STATISTICS

## ANDREW BYNUM - 7-1, 285 - ST. JOSEPH HS

OCTOBER 27, 1987

### REGULAR SEASON

G	Min.	FG	FGA	Pct.	3FG	3FGA	PCT	FT	FTA	Pct.	Off.	Def.	Tot.	Ast.	PF	Q.	StL.	TO	Blk.	Pts.	Avg.	HI	
2005-06	46	338	33	82	4.02	0	0	-	8	27	296	34	46	80	9	56	0	4	17	22	74	1.6	16
2006-07	82	1793	247	443	5.58	0	3	.000	143	214	668	139	345	484	94	249	5	12	115	128	637	7.8	20
2007-08	35	1008	189	297	6.36	0	0	-	82	118	695	105	251	356	61	98	2	12	52	72	460	13.1	28
2008-09	50	1446	281	502	5.60	0	0	-	152	215	707	137	261	398	71	157	1	18	85	90	714	14.3	42
2009-10	65	1977	392	688	5.70	0	1	.000	193	261	739	177	364	541	68	193	2	35	115	94	977	15.0	27
2010-11	54	1500	237	413	5.74	0	0	-	138	209	660	170	338	508	73	140	1	19	74	106	612	11.3	22
2011-12	60	2112	444	796	5.58	1	5	.200	234	338	692	192	517	709	85	104	0	27	152	116	1123	18.7	37
<b>TOTALS</b>	<b>392</b>	<b>10175</b>	<b>1823</b>	<b>3221</b>	<b>.566</b>	<b>1</b>	<b>9</b>	<b>.111</b>	<b>950</b>	<b>1382</b>	<b>687</b>	<b>954</b>	<b>2122</b>	<b>3076</b>	<b>461</b>	<b>997</b>	<b>11</b>	<b>127</b>	<b>610</b>	<b>628</b>	<b>4597</b>	<b>11.7</b>	<b>-</b>

### PLAYOFFS

G	Min.	FG	FGA	Pct.	3FG	3FGA	PCT	FT	FTA	Pct.	Off.	Def.	Tot.	Ast.	PF	Q.	StL.	TO	Blk.	Pts.	Avg.	HI
2005-06	1	2	0	1	.000	0	0	-	0	0	-	0	0	0	0	0	0	0	0	0	0.0	-
2006-07	5	55	8	15	5.33	0	0	-	4	10	400	8	15	23	0	7	-	0	2	2	20	4.0
2008-09	23	400	58	127	4.57	0	0	-	28	43	651	33	53	86	10	77	-	8	19	21	144	6.3
2009-10	23	561	80	149	5.37	0	0	-	38	56	679	59	100	159	12	61	-	6	21	36	198	8.6
2010-11	10	320	57	105	5.43	0	0	-	30	36	833	36	60	96	8	33	-	5	20	14	144	14.4
2011-12	12	451	73	153	4.77	0	0	-	54	69	783	46	87	133	18	21	-	5	16	37	200	16.7
<b>TOT</b>	<b>74</b>	<b>1469</b>	<b>276</b>	<b>550</b>	<b>.502</b>	<b>0</b>	<b>0</b>	<b>-</b>	<b>154</b>	<b>214</b>	<b>720</b>	<b>182</b>	<b>315</b>	<b>497</b>	<b>48</b>	<b>199</b>	<b>-</b>	<b>24</b>	<b>78</b>	<b>110</b>	<b>706</b>	<b>9.5</b>

## MARTY BYRNES - 6-7, 220 - SYRACUSE

APRIL 30, 1956

### REGULAR SEASON

G	Min.	FG	FGA	Pct.	3FG	3FGA	PCT	FT	FTA	Pct.	Off.	Def.	Tot.	Ast.	PF	Q.	StL.	TO	Blk.	Pts.	Avg.	HI	
1979-80	32	194	25	50	5.00	0	0	-	13	15	867	9	18	27	13	32	0	5	22	1	63	2.0	11

### PLAYOFFS

G	Min.	FG	FGA	Pct.	3FG	3FGA	PCT	FT	FTA	Pct.	Off.	Def.	Tot.	Ast.	PF	Q.	StL.	TO	Blk.	Pts.	Avg.	HI	
1979-80	4	8	1	3	.333	0	0	-	4	6	667	1	0	1	1	-	-	0	1	0	6	1.5	-

## JOSÉ CALDERÓN - 6-3, 200 - TAU VITORIA (SPAIN)

SEPTEMBER 28, 1981

### REGULAR SEASON

G	Min.	FG	FGA	Pct.	3FG	3FGA	PCT	FT	FTA	Pct.	Off.	Def.	Tot.	Ast.	PF	Q.	StL.	TO	Blk.	Pts.	Avg.	HI	
2016-17	24	292	32	77	4.16	12	34	.353	4	4	1.000	8	34	42	51	22	0	7	26	1	80	3.3	12

## KENTAVIOUS CALDWELL-POPE - 6-5, 205 - GEORGIA

FEBRUARY 18, 1993

### REGULAR SEASON

G	Min.	FG	FGA	Pct.	3FG	3FGA	PCT	FT	FTA	Pct.	Off.	Def.	Tot.	Ast.	PF	Q.	StL.	TO	Blk.	Pts.	Avg.	HI	
2017-18	74	2458	340	798	4.26	159	415	.383	153	194	789	60	327	387	162	145	0	106	97	16	992	13.4	34

## CORKY CALHOUN - 6-7, 210 - PENNSYLVANIA

NOVEMBER 1, 1950

### REGULAR SEASON

G	Min.	FG	FGA	Pct.	3FG	3FGA	PCT	FT	FTA	Pct.	Off.	Def.	Tot.	Ast.	PF	Q.	StL.	TO	Blk.	Pts.	Avg.	HI	
1974-75	57	1270	120	286	4.20	-	-	-	44	62	710	95	141	236	75	160	1	49	-	23	284	5.0	13
1975-76	76	1816	172	368	4.67	-	-	-	65	83	783	117	224	341	85	216	4	62	-	35	409	5.4	18
<b>TOT</b>	<b>133</b>	<b>3086</b>	<b>292</b>	<b>654</b>	<b>4.46</b>	<b>-</b>	<b>-</b>	<b>-</b>	<b>109</b>	<b>145</b>	<b>752</b>	<b>212</b>	<b>365</b>	<b>577</b>	<b>160</b>	<b>376</b>	<b>5</b>	<b>111</b>	<b>-</b>	<b>58</b>	<b>693</b>	<b>5.2</b>	<b>-</b>

## DEMETRIUS CALIP - 6-1, 165 - MICHIGAN

NOVEMBER 18, 1969

### REGULAR SEASON

G	Min.	FG	FGA	Pct.	3FG	3FGA	PCT	FT	FTA	Pct.	Off.	Def.	Tot.	Ast.	PF	Q.	StL.	TO	Blk.	Pts.	Avg.	HI	
1991-92	7	58	4	18	2.22	1	5	.200	2	3	667	1	4	5	12	8	0	1	5	0	11	1.6	3

## MACK CALVIN - 6-0, 170 - USC

JULY 27, 1947

G	Min.	FG	FGA	Pct.	3FG	3FGA	PCT	FT	FTA	Pct.	Off.	Def.	Tot.	Ast.	PF	Q.	StL.	TO	Blk.	Pts.	Avg.	HI	
1976-77	12	207	27	82	.329	-	-	-	41	48	854	6	10	16	21	16	0	11	-	1	95	7.9	20

## ELDEN CAMPBELL - 7-0, 255 - CLEMSON

JULY 23, 1968

### REGULAR SEASON

G	Min.	FG	FGA	Pct.	3FG	3FGA	PCT	FT	FTA	Pct.	Off.	Def.	Tot.	Ast.	PF	Q.	StL.	TO	Blk.	Pts.	Avg.	HI	
1990-91	52	380	56	123	4.55	0	0	-	32	49	653	40	56	96	10	71	1	11	16	38	144	2.8	12
1991-92	81	1876	220	491	4.48	0	2	.000	138	223	619	155	268	423	59	203	1	53	73	159	578	7.1	25
1992-93	79	1551	238	520	4.58	0	3	.000	130	204	637	127	205	332	48	165	0	59	69	100	606	7.7	21
1993-94	76	2253	373	808	4.62	0	2	.000	188	273	689	167	352	519	86	241	2	64	98	146	934	12.3	29
1994-95	73	2076	360	785	4.59	0	1	.000	193	290	666	168	277	445	92	246	4	69	98	132	913	12.5	32
1995-96	82	2699	447	888	5.03	0	5	.000	249	349	713	162	461	623	181	300	4	86	137	212	1143	13.9	29
1996-97	77	2516	442	942	4.69	1	4	.250	263	370	711	207	408	615	126	276	6	48	130	117	1148	14.9	40
1997-98	81	1784	289	624	4.63	1	2	.500	237	342	693	143	312	455	78	209	1	35	115	102	816	10.1	25
1998-99	17	325	44	101	4.36	0	0	-	38	62	613	38	58	96	8	51	2	1	22	16	126	7.4	24
<b>TOT</b>	<b>618</b>	<b>15460</b>	<b>2469</b>	<b>5282</b>	<b>.467</b>	<b>2</b>	<b>19</b>	<b>.105</b>	<b>1468</b>	<b>2162</b>	<b>679</b>	<b>1207</b>	<b>2397</b>	<b>3604</b>	<b>688</b>	<b>1762</b>	<b>21</b>	<b>426</b>	<b>758</b>	<b>1022</b>	<b>6408</b>	<b>10.4</b>	<b>-</b>

### PLAYOFFS

G	Min.	FG	FGA	Pct.	3FG	3FGA	PCT	FT	FTA	Pct.	Off.	Def.	Tot.	Ast.	PF	Q.	StL.	TO	Blk.	Pts.	Avg.	HI
1990-91	14	138	25	38	6.58	0	0	-	7	15	467	8	21	29	3	6	0	6	8	57	4.1	1
1991-92	4	117	14	37	3.78	0	0	-	12	18	667	9	16	25	6	-	0	4	6	40	10.0	-
1992-93	5	178	29	69	4.20	0	0	-	12	24	500	17	25	42	7	-	-	3	12	70	14.0	-
1994-95	10	376	64	132	4.85	0	0	-	29	44	659	26	47	73	16	-	-	4	15	30	157	15.7
1995-96	4	129	20	39	5.13	0	1	.000	8	16	500	3	29	32	8	-	-	1	10	9	48	12.0
1996-97	9	278	37	93	3.98	1	1	1.000	31	38	816	14	25	39	9							



# ALL-TIME ROSTER WITH STATISTICS

## TONY CAMPBELL - 6-7, 215 - OHIO STATE

MAY 7, 1962

### REGULAR SEASON

G	Min.	FG	FGA	Pct.	3FG	3FGA	PCT	FT	FTA	Pct.	Off.	Def.	Tot.	Ast.	PF	Do.	StL.	TO	Blk.	Prs.	Avg.	HI	
1987-88	13	242	57	101	.564	1	3	.333	28	39	.718	8	19	27	15	41	0	11	26	2	143	11.0	28
1988-89	63	787	158	345	.458	2	21	.095	70	83	.843	53	77	130	47	108	0	37	62	6	388	6.2	19
<b>TOT</b>	<b>76</b>	<b>1029</b>	<b>215</b>	<b>446</b>	<b>.482</b>	<b>3</b>	<b>24</b>	<b>.125</b>	<b>98</b>	<b>122</b>	<b>.803</b>	<b>61</b>	<b>96</b>	<b>157</b>	<b>62</b>	<b>149</b>	<b>0</b>	<b>48</b>	<b>88</b>	<b>8</b>	<b>531</b>	<b>7.0</b>	<b>-</b>

### PLAYOFFS

G	Min.	FG	FGA	Pct.	3FG	3FGA	PCT	FT	FTA	Pct.	Off.	Def.	Tot.	Ast.	PF	Do.	StL.	TO	Blk.	Prs.	Avg.	HI	
1987-88	15	94	18	42	.429	0	1	.000	11	16	.688	4	6	10	5	-	-	3	5	0	47	3.1	-
1988-89	9	106	19	31	.613	2	4	.500	16	22	.727	4	8	12	6	-	-	3	9	0	56	6.2	-
<b>TOT</b>	<b>24</b>	<b>200</b>	<b>37</b>	<b>73</b>	<b>.507</b>	<b>2</b>	<b>5</b>	<b>.400</b>	<b>27</b>	<b>38</b>	<b>.711</b>	<b>8</b>	<b>14</b>	<b>22</b>	<b>11</b>	<b>-</b>	<b>-</b>	<b>6</b>	<b>14</b>	<b>0</b>	<b>103</b>	<b>4.3</b>	<b>-</b>

## DERRICK CHARACTER - 6-9, 275 - UTEP

MAY 4, 1988

### REGULAR SEASON

G	Min.	FG	FGA	Pct.	3FG	3FGA	PCT	FT	FTA	Pct.	Off.	Def.	Tot.	Ast.	PF	Do.	StL.	TO	Blk.	Prs.	Avg.	HI	
2010-11	41	215	32	66	.485	0	0	-	17	23	.739	19	24	43	7	47	1	4	19	10	81	2.0	10

## DON "SWEDE" CARLSON - 6-0, 170 - MINNESOTA

MARCH 22, 1921

### REGULAR SEASON

G	Min.	FG	FGA	Pct.	3FG	3FGA	PCT	FT	FTA	Pct.	Off.	Def.	Tot.	Ast.	PF	Do.	StL.	TO	Blk.	Prs.	Avg.	HI	
1948-49	55	-	211	632	.334	-	-	-	86	130	.662	-	-	-	170	180	-	-	-	-	508	9.2	-
1949-50	57	-	99	290	.341	-	-	-	69	95	.726	-	-	-	76	126	-	-	-	-	267	4.7	-
<b>TOT</b>	<b>112</b>	<b>-</b>	<b>310</b>	<b>922</b>	<b>.336</b>	<b>-</b>	<b>-</b>	<b>-</b>	<b>155</b>	<b>225</b>	<b>.689</b>	<b>-</b>	<b>-</b>	<b>-</b>	<b>246</b>	<b>306</b>	<b>-</b>	<b>-</b>	<b>-</b>	<b>-</b>	<b>775</b>	<b>6.9</b>	<b>-</b>

### PLAYOFFS

G	Min.	FG	FGA	Pct.	3FG	3FGA	PCT	FT	FTA	Pct.	Off.	Def.	Tot.	Ast.	PF	Do.	StL.	TO	Blk.	Prs.	Avg.	HI	
1948-49	10	-	23	95	.242	-	-	-	14	25	.560	-	-	-	28	30	-	-	-	-	60	6.0	-
1949-50	10	-	21	37	.568	-	-	-	12	15	.800	-	-	-	11	19	-	-	-	-	54	5.4	-
<b>TOT</b>	<b>20</b>	<b>-</b>	<b>44</b>	<b>132</b>	<b>.333</b>	<b>-</b>	<b>-</b>	<b>-</b>	<b>26</b>	<b>40</b>	<b>.650</b>	<b>-</b>	<b>-</b>	<b>-</b>	<b>39</b>	<b>49</b>	<b>-</b>	<b>-</b>	<b>-</b>	<b>-</b>	<b>114</b>	<b>5.7</b>	<b>-</b>

## ROBERT CARNEY - 6-3, 170 - BRADLEY

AUGUST 3, 1932

### REGULAR SEASON

G	Min.	FG	FGA	Pct.	3FG	3FGA	PCT	FT	FTA	Pct.	Off.	Def.	Tot.	Ast.	PF	Do.	StL.	TO	Blk.	Prs.	Avg.	HI	
1954-55	19	244	24	64	.375	-	-	-	21	40	.525	-	-	45	16	36	0	-	-	-	69	3.6	-

### PLAYOFFS

G	Min.	FG	FGA	Pct.	3FG	3FGA	PCT	FT	FTA	Pct.	Off.	Def.	Tot.	Ast.	PF	Do.	StL.	TO	Blk.	Prs.	Avg.	HI	
1954-55	7	41	1	8	.125	0	0	-	8	9	.889	-	-	5	3	-	-	0	0	0	10	1.4	-

## KENNY CARR - 6-7, 220 - NORTH CAROLINA STATE

AUGUST 15, 1955

### REGULAR SEASON

G	Min.	FG	FGA	Pct.	3FG	3FGA	PCT	FT	FTA	Pct.	Off.	Def.	Tot.	Ast.	PF	Do.	StL.	TO	Blk.	Prs.	Avg.	HI	
1977-78	52	733	134	302	.444	-	-	-	55	85	.647	53	155	208	26	127	0	18	89	14	323	6.2	15
1978-79	72	1149	225	450	.500	-	-	-	83	137	.606	70	222	292	60	152	0	38	116	31	533	7.4	17
1979-80	5	57	7	16	.438	0	0	-	2	2	1.000	5	12	17	1	6	0	2	9	1	16	3.2	6
<b>TOT</b>	<b>129</b>	<b>1939</b>	<b>366</b>	<b>768</b>	<b>.477</b>	<b>0</b>	<b>0</b>	<b>-</b>	<b>140</b>	<b>224</b>	<b>.625</b>	<b>128</b>	<b>389</b>	<b>517</b>	<b>87</b>	<b>285</b>	<b>0</b>	<b>58</b>	<b>214</b>	<b>46</b>	<b>872</b>	<b>6.8</b>	<b>-</b>

### PLAYOFFS

G	Min.	FG	FGA	Pct.	3FG	3FGA	PCT	FT	FTA	Pct.	Off.	Def.	Tot.	Ast.	PF	Do.	StL.	TO	Blk.	Prs.	Avg.	HI	
1977-78	2	17	3	8	.375	0	0	-	0	0	.000	-	-	4	0	-	-	1	-	0	6	3.0	-
1978-79	8	117	19	35	.543	0	0	-	5	8	.625	-	-	17	4	-	-	4	-	2	43	5.4	-
<b>TOT</b>	<b>10</b>	<b>134</b>	<b>22</b>	<b>43</b>	<b>.512</b>	<b>0</b>	<b>0</b>	<b>-</b>	<b>5</b>	<b>8</b>	<b>.625</b>	<b>-</b>	<b>-</b>	<b>21</b>	<b>4</b>	<b>-</b>	<b>-</b>	<b>5</b>	<b>-</b>	<b>2</b>	<b>49</b>	<b>4.9</b>	<b>-</b>

## BUTCH CARTER - 6-5, 180 - INDIANA

JUNE 11, 1958

### REGULAR SEASON

G	Min.	FG	FGA	Pct.	3FG	3FGA	PCT	FT	FTA	Pct.	Off.	Def.	Tot.	Ast.	PF	Do.	StL.	TO	Blk.	Prs.	Avg.	HI	
1980-81	54	672	114	247	.462	3	10	.300	70	95	.737	34	31	65	52	99	0	23	50	1	301	5.6	16

## MAURICE CARTER - 6-5, 210 - LOUISIANA STATE

OCTOBER 12, 1976

### REGULAR SEASON

G	Min.	FG	FGA	Pct.	3FG	3FGA	PCT	FT	FTA	Pct.	Off.	Def.	Tot.	Ast.	PF	Do.	StL.	TO	Blk.	Prs.	Avg.	HI	
2003-04	4	50	5	14	.357	1	3	.333	11	12	.917	0	3	3	2	5	0	0	6	0	22	5.5	9

## RON CARTER - 6-5, 190 - VMI

AUGUST 31, 1956

### REGULAR SEASON

G	Min.	FG	FGA	Pct.	3FG	3FGA	PCT	FT	FTA	Pct.	Off.	Def.	Tot.	Ast.	PF	Do.	StL.	TO	Blk.	Prs.	Avg.	HI	
1978-79	46	332	54	124	.435	-	-	-	36	54	.667	21	24	45	25	54	1	17	40	7	144	3.1	14

### PLAYOFFS

G	Min.	FG	FGA	Pct.	3FG	3FGA	PCT	FT	FTA	Pct.	Off.	Def.	Tot.	Ast.	PF	Do.	StL.	TO	Blk.	Prs.	Avg.	HI	
1978-79	2	2	0	1	.000	0	0	-	0	0	-	0	0	0	0	-	-	0	0	0	0.0	-	-

## JAY CARTY - 6-7 1/2, 220 - OREGON STATE

JULY 4, 1941

### REGULAR SEASON

G	Min.	FG	FGA	Pct.	3FG	3FGA	PCT	FT	FTA	Pct.	Off.	Def.	Tot.	Ast.	PF	Do.	StL.	TO	Blk.	Prs.	Avg.	HI	
1968-69	28	192	34	89	.382	-	-	-	8	11	.727	-	-	58	11	31	0	-	-	-	76	2.7	-

## ALEX CARUSO - 6-5, 186 - TEXAS A&M

FEBRUARY 28, 1994

### REGULAR SEASON

G	Min.	FG	FGA	Pct.	3FG	3FGA	PCT	FT	FTA	Pct.	Off.	Def.	Tot.	Ast.	PF	Do.	StL.	TO	Blk.	Prs.	Avg.	HI	
2017-18	37	562	50	116	.431	13	43	.302	21	30	.700	15	50	65	75	52	0	23	42	10	134	3.6	15

# ALL-TIME ROSTER WITH STATISTICS

## CEDRIC CEBALLOS - 6-7, 225 - CAL STATE FULLERTON

AUGUST 2, 1969

### REGULAR SEASON

	G	Min.	FG	FGA	Pct.	3FG	3FGA	PCT	FT	FTA	Pct.	Off.	Def.	Tot.	Ast.	PF	Dq.	StL.	TO	Blk.	Pts.	Avg.	HI
1994-95	58	2029	497	977	.509	58	146	.397	209	292	.716	169	295	464	105	131	1	60	143	19	1261	21.7	50
1995-96	78	2628	638	1203	.530	51	184	.277	329	409	.804	215	321	536	119	144	0	94	167	22	1656	21.2	38
1996-97	8	279	34	83	.410	5	21	.238	13	15	.867	11	42	53	15	19	0	5	17	6	86	10.8	22
TOT	144	4936	1169	2263	.517	114	351	.325	551	716	.770	395	658	1053	239	294	1	159	327	47	3003	20.9	-

### PLAYOFFS

	G	Min.	FG	FGA	Pct.	3FG	3FGA	PCT	FT	FTA	Pct.	Off.	Def.	Tot.	Ast.	PF	Dq.	StL.	TO	Blk.	Pts.	Avg.	HI
1994-95	10	340	48	126	.381	18	50	.360	28	38	.737	11	50	61	18	-	-	12	21	7	142	14.2	-
1995-96	4	142	30	62	.484	5	16	.313	11	12	.917	11	22	33	5	-	-	4	8	1	76	19.0	-
TOT	14	482	78	188	.415	23	66	.348	39	50	.780	22	72	94	23	-	-	16	29	8	218	15.6	-

## JOHN CELESTAND - 6-3, 175 - VILLANOVA

MARCH 6, 1977

### REGULAR SEASON

	G	Min.	FG	FGA	Pct.	3FG	3FGA	PCT	FT	FTA	Pct.	Off.	Def.	Tot.	Ast.	PF	Dq.	StL.	TO	Blk.	Pts.	Avg.	HI
1999-00	16	185	15	45	.333	2	9	.222	5	6	.833	1	10	11	20	22	0	7	16	0	37	2.3	8

## WILT CHAMBERLAIN - 7-1, 275 - KANSAS

AUGUST 21, 1936

### REGULAR SEASON

	G	Min.	FG	FGA	Pct.	3FG	3FGA	PCT	FT	FTA	Pct.	Off.	Def.	Tot.	Ast.	PF	Dq.	StL.	TO	Blk.	Pts.	Avg.	HI
1968-69	81	3669	641	1099	.583	-	-	-	382	857	.446	-	-	1712	366	142	0	-	-	-	1664	20.5	-
1969-70	12	505	129	227	.568	-	-	-	70	157	.446	-	-	221	49	31	0	-	-	-	328	27.3	-
1970-71	82	3630	668	1226	.545	-	-	-	360	669	.538	-	-	1493	352	174	0	-	-	-	1696	20.7	-
1971-72	82	3469	496	764	.649	-	-	-	221	524	.422	-	-	1572	329	196	0	-	-	-	1213	14.8	-
1972-73	82	3542	426	586	.727	-	-	-	232	455	.510	-	-	1526	365	191	0	-	-	-	1084	13.2	-
TOT	339	14815	2360	3902	.605	-	-	-	1265	2662	.475	-	-	6524	1461	734	0	-	-	-	5985	17.7	-

### PLAYOFFS

	G	Min.	FG	FGA	Pct.	3FG	3FGA	PCT	FT	FTA	Pct.	Off.	Def.	Tot.	Ast.	PF	Dq.	StL.	TO	Blk.	Pts.	Avg.	HI
1968-69	18	832	96	176	.545	-	-	-	58	148	.392	-	-	444	46	-	-	-	-	-	250	13.9	-
1969-70	18	851	158	288	.549	-	-	-	82	202	.406	-	-	399	81	-	-	-	-	-	398	22.1	-
1970-71	12	554	85	187	.455	-	-	-	50	97	.515	-	-	242	53	-	-	-	-	-	220	18.3	-
1971-72	15	703	80	142	.563	-	-	-	60	122	.492	-	-	315	49	-	-	-	-	-	220	14.7	-
1972-73	17	801	64	116	.552	-	-	-	49	98	.500	-	-	383	60	-	-	-	-	-	177	10.4	-
TOT	80	3741	483	909	.531	-	-	-	299	667	.448	-	-	1783	289	-	-	-	-	-	1265	15.8	-

## JERRY CHAMBERS - 6-5, 185 - UTAH

JULY 18, 1943

### REGULAR SEASON

	G	Min.	FG	FGA	Pct.	3FG	3FGA	PCT	FT	FTA	Pct.	Off.	Def.	Tot.	Ast.	PF	Dq.	StL.	TO	Blk.	Pts.	Avg.	HI
1966-67	68	1015	224	496	.452	-	-	-	68	93	.731	-	-	208	44	143	0	-	-	-	516	7.6	-

### PLAYOFFS

	G	Min.	FG	FGA	Pct.	3FG	3FGA	PCT	FT	FTA	Pct.	Off.	Def.	Tot.	Ast.	PF	Dq.	StL.	TO	Blk.	Pts.	Avg.	HI
1966-67	3	44	12	23	.522	-	-	-	7	7	1.000	-	-	8	1	-	-	-	-	-	31	10.3	-

## DON CHANEY - 6-5, 210 - HOUSTON

MARCH 22, 1946

### REGULAR SEASON

	G	Min.	FG	FGA	Pct.	3FG	3FGA	PCT	FT	FTA	Pct.	Off.	Def.	Tot.	Ast.	PF	Dq.	StL.	TO	Blk.	Pts.	Avg.	HI	
1976-77	81	2408	213	522	.408	-	-	-	70	94	.745	120	210	330	308	224	4	140	-	-	33	496	6.1	16
1977-78	9	133	13	36	.361	-	-	-	5	6	.833	4	7	11	17	14	0	8	11	3	31	3.4	11	
TOT	90	2541	226	558	.405	-	-	-	75	100	.750	124	217	341	325	238	4	148	11	36	527	5.9	-	

### PLAYOFFS

	G	Min.	FG	FGA	Pct.	3FG	3FGA	PCT	FT	FTA	Pct.	Off.	Def.	Tot.	Ast.	PF	Dq.	StL.	TO	Blk.	Pts.	Avg.	HI
1976-77	11	412	36	96	.375	-	-	-	16	22	.727	-	-	52	48	-	-	-	-	-	88	8.0	-

## JIM CHONES - 6-11, 220 - MARQUETTE

NOVEMBER 30, 1949

### REGULAR SEASON

	G	Min.	FG	FGA	Pct.	3FG	3FGA	PCT	FT	FTA	Pct.	Off.	Def.	Tot.	Ast.	PF	Dq.	StL.	TO	Blk.	Pts.	Avg.	HI
1979-80	82	2394	372	760	.489	0	2	.000	125	169	.740	143	421	564	151	271	5	56	175	65	869	10.6	23
1980-81	82	2562	378	751	.503	0	4	.000	126	193	.653	180	477	657	153	324	4	39	159	96	882	10.8	23
TOT	164	4956	750	1511	.496	0	6	.000	251	362	.693	323	898	1221	304	595	9	95	334	161	1751	10.7	-

### PLAYOFFS

	G	Min.	FG	FGA	Pct.	3FG	3FGA	PCT	FT	FTA	Pct.	Off.	Def.	Tot.	Ast.	PF	Dq.	StL.	TO	Blk.	Pts.	Avg.	HI
1979-80	16	439	48	118	.407	-	-	-	23	34	.676	32	72	104	28	-	-	8	32	6	119	7.4	-
1980-81	3	67	10	17	.588	-	-	-	4	8	.500	6	11	17	1	-	-	1	3	4	24	8.0	-
TOT	19	506	58	135	.430	-	-	-	27	42	.643	38	83	121	29	-	-	9	35	10	143	7.5	-

## DOUG CHRISTIE - 6-6, 205 - PEPPERDINE

MAY 9, 1970

### REGULAR SEASON

	G	Min.	FG	FGA	Pct.	3FG	3FGA	PCT	FT	FTA	Pct.	Off.	Def.	Tot.	Ast.	PF	Dq.	StL.	TO	Blk.	Pts.	Avg.	HI
1992-93	23	332	45	106	.425	2	12	.167	50	66	.758	24	27	51	53	53	0	22	50	5	142	6.2	17
1993-94	65	1515	244	562	.434	39	119	.328	145	208	.697	93	142	235	136	186	2	89	140	28	672	10.3	33
TOT	88	1847	289	668	.433	41	131	.313	195	274	.712	117	169	286	189	239	2	111	190	33	814	9.3	-

### PLAYOFFS

	G	Min.	FG	FGA	Pct.	3FG	3FGA	PCT	FT	FTA	Pct.	Off.	Def.	Tot.	Ast.	PF	Dq.	StL.	TO	Blk.	Pts.	Avg.	HI
1992-93	5	39	4	11	.364	1	3	.333	0	0	-	1	3	4	6	-	-	2	4	2	9	1.8	-



# ALL-TIME ROSTER WITH STATISTICS

## ARCHIE CLARK - 6-2, 175 - MINNESOTA

JULY 15, 1941

### REGULAR SEASON

G	Min.	FG	FGA	Pct.	3FG	3FGA	PCT	FT	FTA	Pct.	Off.	Def.	Tot.	Ast.	PF	Do.	StL.	TO	Blk.	Pts.	Avg.	HI	
1966-67	76	1763	331	732	.452	-	-	-	136	192	.708	-	-	218	205	193	1	-	-	-	798	10.5	-
1967-68	81	3039	628	1309	.480	-	-	-	356	481	.740	-	-	342	353	235	3	-	-	-	1612	19.9	-
<b>TOT</b>	<b>157</b>	<b>4802</b>	<b>959</b>	<b>2041</b>	<b>.470</b>	<b>-</b>	<b>-</b>	<b>-</b>	<b>492</b>	<b>673</b>	<b>.731</b>	<b>-</b>	<b>-</b>	<b>560</b>	<b>558</b>	<b>428</b>	<b>4</b>	<b>-</b>	<b>-</b>	<b>-</b>	<b>2410</b>	<b>15.4</b>	<b>-</b>

### PLAYOFFS

G	Min.	FG	FGA	Pct.	3FG	3FGA	PCT	FT	FTA	Pct.	Off.	Def.	Tot.	Ast.	PF	Do.	StL.	TO	Blk.	Pts.	Avg.	HI	
1966-67	3	125	32	62	.516	-	-	-	13	17	.765	-	-	13	15	-	-	-	-	-	77	25.7	-
1967-68	15	528	88	206	.427	-	-	-	53	69	.768	-	-	47	60	-	-	-	-	-	229	15.3	-
<b>TOT</b>	<b>18</b>	<b>653</b>	<b>120</b>	<b>268</b>	<b>.448</b>	<b>-</b>	<b>-</b>	<b>-</b>	<b>66</b>	<b>86</b>	<b>.767</b>	<b>-</b>	<b>-</b>	<b>60</b>	<b>75</b>	<b>-</b>	<b>-</b>	<b>-</b>	<b>-</b>	<b>-</b>	<b>306</b>	<b>17.0</b>	<b>-</b>

## EARL CLARK - 6-10, 225 - LOUISVILLE

JANUARY 17, 1988

### REGULAR SEASON

G	Min.	FG	FGA	Pct.	3FG	3FGA	PCT	FT	FTA	Pct.	Off.	Def.	Tot.	Ast.	PF	Do.	StL.	TO	Blk.	Pts.	Avg.	HI	
2012-13	59	1363	170	386	.440	35	104	.337	53	76	.697	82	243	325	65	102	0	36	62	44	428	7.3	22

### PLAYOFFS

G	Min.	FG	FGA	Pct.	3FG	3FGA	PCT	FT	FTA	Pct.	Off.	Def.	Tot.	Ast.	PF	Do.	StL.	TO	Blk.	Pts.	Avg.	HI	
2012-13	4	82	7	19	.368	0	4	.000	0	0	-	2	10	12	1	4	0	1	6	1	14	3.5	-

## JORDAN CLARKSON - 6-5, 194 - MISSOURI

JUNE 7, 1992

### REGULAR SEASON

G	Min.	FG	FGA	Pct.	3FG	3FGA	PCT	FT	FTA	Pct.	Off.	Def.	Tot.	Ast.	PF	Do.	StL.	TO	Blk.	Pts.	Avg.	HI	
2014-15	59	1476	267	596	.448	38	121	.314	131	158	.829	56	135	191	206	109	1	51	96	12	703	11.9	30
2015-16	79	2552	475	1098	.433	111	320	.347	164	204	.804	93	220	313	192	168	1	88	135	7	1225	15.5	30
2016-17	82	2397	477	1071	.445	117	356	.329	134	168	.798	49	197	246	213	150	0	89	164	8	1205	14.7	35
2017-18	53	1256	299	667	.448	68	210	.324	105	132	.795	44	115	159	173	63	0	39	95	3	771	14.5	33
<b>TOT</b>	<b>273</b>	<b>7681</b>	<b>1518</b>	<b>3432</b>	<b>.442</b>	<b>334</b>	<b>1007</b>	<b>.332</b>	<b>534</b>	<b>662</b>	<b>.807</b>	<b>242</b>	<b>667</b>	<b>909</b>	<b>784</b>	<b>490</b>	<b>2</b>	<b>266</b>	<b>490</b>	<b>30</b>	<b>3904</b>	<b>14.3</b>	<b>-</b>

## JIM CLEAMONS - 6-3 1/2, 185 - OHIO STATE

SEPTEMBER 13, 1949

### REGULAR SEASON

G	Min.	FG	FGA	Pct.	3FG	3FGA	PCT	FT	FTA	Pct.	Off.	Def.	Tot.	Ast.	PF	Do.	StL.	TO	Blk.	Pts.	Avg.	HI	
1971-72	38	201	35	100	.350	-	-	-	28	36	.778	-	-	39	35	21	0	-	-	-	98	2.6	-

### PLAYOFFS

G	Min.	FG	FGA	Pct.	3FG	3FGA	PCT	FT	FTA	Pct.	Off.	Def.	Tot.	Ast.	PF	Do.	StL.	TO	Blk.	Pts.	Avg.	HI
1971-72	6	17	4	7	.571	-	-	-	0	0	-	-	4	4	-	-	-	-	-	8	1.3	-

## LESTER CONNER - 6-4, 185 - OREGON STATE

SEPTEMBER 17, 1959

### REGULAR SEASON

G	Min.	FG	FGA	Pct.	3FG	3FGA	PCT	FT	FTA	Pct.	Off.	Def.	Tot.	Ast.	PF	Do.	StL.	TO	Blk.	Pts.	Avg.	HI	
1994-95	2	5	0	0	-	0	0	-	2	2	1.000	0	0	0	0	3	0	1	0	0	2	1.0	2

## BRIAN COOK - 6-9, 258 - ILLINOIS

DECEMBER 4, 1980

### REGULAR SEASON

G	Min.	FG	FGA	Pct.	3FG	3FGA	PCT	FT	FTA	Pct.	Off.	Def.	Tot.	Ast.	PF	Do.	StL.	TO	Blk.	Pts.	Avg.	HI	
2003-04	35	442	67	141	.475	0	5	.000	21	28	.750	31	70	101	20	64	0	16	17	16	155	4.4	16
2004-05	72	1087	176	422	.417	78	199	.392	28	37	.757	63	153	216	35	139	3	23	29	26	458	6.4	25
2005-06	81	1535	261	511	.511	36	84	.429	84	101	.832	88	186	274	74	205	3	37	61	32	642	7.9	28
2006-07	65	1018	185	408	.453	46	115	.400	34	47	.723	61	154	215	65	134	3	25	51	27	450	6.9	26
2007-08	6	70	4	21	.190	2	10	.200	4	4	1.000	4	6	10	3	6	0	2	4	0	14	2.3	10
<b>TOT</b>	<b>259</b>	<b>4152</b>	<b>693</b>	<b>1503</b>	<b>.461</b>	<b>162</b>	<b>413</b>	<b>.392</b>	<b>171</b>	<b>217</b>	<b>.788</b>	<b>247</b>	<b>569</b>	<b>816</b>	<b>197</b>	<b>548</b>	<b>9</b>	<b>103</b>	<b>162</b>	<b>101</b>	<b>1719</b>	<b>6.6</b>	<b>-</b>

### PLAYOFFS

G	Min.	FG	FGA	Pct.	3FG	3FGA	PCT	FT	FTA	Pct.	Off.	Def.	Tot.	Ast.	PF	Do.	StL.	TO	Blk.	Pts.	Avg.	HI
2003-04	13	45	5	15	.333	0	0	.000	2	2	1.000	3	9	12	1	-	1	3	0	12	0.9	-
2005-06	7	78	18	46	.391	4	11	.364	4	4	1.000	11	11	22	8	-	1	3	0	44	6.3	-
2006-07	5	51	6	18	.333	3	7	.429	3	3	1.000	2	4	6	0	-	0	2	1	18	3.6	-
<b>TOT</b>	<b>25</b>	<b>174</b>	<b>29</b>	<b>79</b>	<b>.367</b>	<b>7</b>	<b>18</b>	<b>.389</b>	<b>9</b>	<b>9</b>	<b>1.000</b>	<b>16</b>	<b>24</b>	<b>40</b>	<b>9</b>	<b>-</b>	<b>2</b>	<b>8</b>	<b>1</b>	<b>74</b>	<b>3.0</b>	<b>-</b>

## DUANE COOPER - 6-1, 185 - USC

JUNE 25, 1969

### REGULAR SEASON

G	Min.	FG	FGA	Pct.	3FG	3FGA	PCT	FT	FTA	Pct.	Off.	Def.	Tot.	Ast.	PF	Do.	StL.	TO	Blk.	Pts.	Avg.	HI	
1992-93	65	645	62	158	.392	7	30	.233	25	35	.714	13	37	50	150	66	0	18	69	2	156	2.4	9

### PLAYOFFS

G	Min.	FG	FGA	Pct.	3FG	3FGA	PCT	FT	FTA	Pct.	Off.	Def.	Tot.	Ast.	PF	Do.	StL.	TO	Blk.	Pts.	Avg.	HI
1992-93	2	4	0	6	.000	0	3	-	0	0	-	2	0	2	1	-	0	0	0	0	0.0	-

## JOE COOPER - 6-10, 230 - COLORADO

JUNE 25, 1969

### REGULAR SEASON

G	Min.	FG	FGA	Pct.	3FG	3FGA	PCT	FT	FTA	Pct.	Off.	Def.	Tot.	Ast.	PF	Do.	StL.	TO	Blk.	Pts.	Avg.	HI	
1982-83	2	11	1	4	.250	0	0	-	0	0	-	2	0	2	0	3	0	1	3	1	2	1.0	2

# ALL-TIME ROSTER WITH STATISTICS

## MICHAEL COOPER - 6-7, 170 - NEW MEXICO

APRIL 15, 1956

### REGULAR SEASON

	G	Min.	FG	FGA	Pct.	3FG	3FGA	PCT	FT	FTA	Pct.	Off.	Def.	Tot.	Ast.	PF	Dq.	StL.	TO	Blk.	Pts.	Avg.	Hi
1978-79	3	7	3	6	.500	-	-	-	0	0	-	0	0	0	0	1	0	1	1	0	6	2.0	4
1979-80	81	2625	303	578	.524	5	20	.250	111	143	.776	101	128	229	221	215	3	86	142	38	722	8.8	20
1980-81	81	2625	321	654	.491	4	19	.211	117	149	.785	121	215	336	332	249	4	133	164	78	763	9.4	20
1981-82	76	2197	383	741	.517	2	17	.118	139	171	.813	84	185	269	230	216	1	120	151	61	907	11.9	31
1982-83	82	2148	266	497	.535	5	21	.238	102	130	.785	82	192	274	315	208	0	115	128	50	639	7.8	20
1983-84	82	2387	273	549	.497	38	121	.314	155	185	.838	53	209	262	482	267	3	113	148	67	739	9.0	20
1984-85	82	2189	276	593	.465	35	123	.285	115	133	.865	56	199	255	429	208	0	93	156	49	702	8.6	19
1985-86	82	2269	274	606	.452	63	163	.387	147	170	.865	44	200	244	466	238	2	89	151	43	758	9.2	20
1986-87	82	2253	322	736	.438	89	231	.385	126	148	.851	58	196	254	373	199	1	78	102	43	859	10.5	24
1987-88	81	1793	189	482	.392	57	178	.320	97	113	.858	50	178	228	289	136	1	66	101	26	532	8.7	21
1988-89	80	1943	213	494	.431	40	210	.381	81	93	.871	33	158	191	314	186	0	72	94	32	587	7.3	18
1989-90	80	1851	191	493	.387	50	157	.318	83	94	.883	59	168	227	215	206	1	67	91	36	515	6.4	16
TOT	873	23635	3014	6429	.469	428	1260	.340	1273	1529	.833	741	2028	2769	3666	2329	16	1033	1429	523	7729	8.9	-

### PLAYOFFS

	G	Min.	FG	FGA	Pct.	3FG	3FGA	PCT	FT	FTA	Pct.	Off.	Def.	Tot.	Ast.	PF	Dq.	StL.	TO	Blk.	Pts.	Avg.	Hi
1979-80	16	464	57	140	.407	0	2	.000	31	36	.861	28	31	59	58	-	-	24	29	11	145	9.1	-
1980-81	3	102	11	20	.550	0	3	.000	10	14	.714	2	8	10	7	-	-	6	7	0	32	10.7	-
1981-82	14	383	70	124	.565	1	2	.500	25	34	.735	19	42	61	62	-	-	24	29	11	166	11.9	-
1982-83	15	453	53	114	.465	1	7	.143	34	41	.829	12	47	59	44	-	-	26	23	6	141	9.4	-
1983-84	21	723	88	191	.461	12	36	.333	50	62	.806	20	62	82	119	-	-	24	29	20	238	11.3	-
1984-85	19	501	71	126	.563	8	26	.308	48	52	.923	12	64	76	93	-	-	21	36	9	198	10.4	-
1985-86	14	421	54	115	.470	19	41	.463	9	11	.818	16	30	46	68	-	-	18	21	4	136	9.7	-
1986-87	18	522	77	159	.484	34	70	.486	46	54	.852	8	51	59	90	-	-	25	37	14	234	13.0	-
1987-88	24	588	54	131	.412	25	62	.403	20	27	.741	15	43	58	66	-	-	19	21	9	153	6.4	-
1988-89	15	414	37	89	.416	21	55	.382	20	24	.833	9	31	40	71	-	-	9	17	8	115	7.7	-
1989-90	9	173	10	35	.286	3	12	.250	0	0	-	11	13	24	25	-	-	7	7	4	23	2.6	-
TOT	168	4744	582	1244	.468	124	316	.392	293	355	.825	152	422	574	703	-	-	203	256	96	1581	9.4	-

## MEL COLTS - 7-0, 230 - OREGON STATE

OCTOBER 16, 1941

### REGULAR SEASON

	G	Min.	FG	FGA	Pct.	3FG	3FGA	PCT	FT	FTA	Pct.	Off.	Def.	Tot.	Ast.	PF	Dq.	StL.	TO	Blk.	Pts.	Avg.	Hi
1966-67	31	517	112	252	.444	-	-	-	40	54	.741	-	-	189	22	102	4	-	-	-	264	8.5	-
1967-68	82	1739	384	808	.475	-	-	-	190	254	.748	-	-	732	139	309	6	-	-	-	958	11.7	-
1968-69	77	1866	390	867	.450	-	-	-	178	221	.805	-	-	600	109	223	5	-	-	-	958	12.4	-
1969-70	81	2193	434	1017	.427	-	-	-	156	201	.776	-	-	683	160	304	7	-	-	-	1024	12.6	-
1972-73	59	611	127	278	.457	-	-	-	39	58	.672	-	-	237	62	98	1	-	-	-	293	5.0	-
1973-74	45	499	61	167	.365	-	-	-	24	33	.727	56	90	146	54	85	2	20	-	23	146	3.2	16
TOT	334	7425	1442	3245	.444	-	-	-	603	788	.765	56	90	2447	494	1039	25	20	-	23	3509	10.5	-

### PLAYOFFS

	G	Min.	FG	FGA	Pct.	3FG	3FGA	PCT	FT	FTA	Pct.	Off.	Def.	Tot.	Ast.	PF	Dq.	StL.	TO	Blk.	Pts.	Avg.	Hi
1966-67	3	29	5	19	.263	-	-	-	4	4	1.000	-	-	8	0	-	-	-	-	-	14	4.7	-
1967-68	15	306	54	101	.535	-	-	-	21	31	.677	-	-	133	24	-	-	-	-	-	129	8.6	-
1968-69	18	442	74	192	.385	-	-	-	54	71	.761	-	-	143	26	-	-	-	-	-	202	11.2	-
1969-70	14	212	37	88	.420	-	-	-	11	13	.846	-	-	74	16	-	-	-	-	-	85	6.1	-
1972-73	17	327	61	133	.459	-	-	-	32	41	.780	-	-	104	28	-	-	-	-	-	154	9.1	-
1973-74	4	34	6	12	.500	-	-	-	0	0	0.000	-	-	6	2	-	-	-	-	-	12	3.0	-
TOT	71	1350	237	545	.435	-	-	-	122	160	.763	-	-	468	96	-	-	-	-	-	596	8.4	-

## FREDDIE CRAWFORD - 6-4, 195 - ST. BONAVENTURE

DECEMBER 23, 1940

### REGULAR SEASON

	G	Min.	FG	FGA	Pct.	3FG	3FGA	PCT	FT	FTA	Pct.	Off.	Def.	Tot.	Ast.	PF	Dq.	StL.	TO	Blk.	Pts.	Avg.	Hi
1967-68	38	756	159	330	.482	-	-	-	74	120	.617	-	-	112	95	104	1	-	-	-	392	10.3	-
1968-69	81	1690	211	454	.465	-	-	-	83	154	.539	-	-	215	154	224	1	-	-	-	505	6.2	-
TOT	119	2446	370	784	.472	-	-	-	157	274	.573	-	-	327	249	328	2	-	-	-	897	7.5	-

### PLAYOFFS

	G	Min.	FG	FGA	Pct.	3FG	3FGA	PCT	FT	FTA	Pct.	Off.	Def.	Tot.	Ast.	PF	Dq.	StL.	TO	Blk.	Pts.	Avg.	Hi
1967-68	15	257	36	83	.434	-	-	-	19	35	.543	-	-	35	16	-	-	-	-	-	91	6.1	-
1968-69	5	20	2	4	.500	-	-	-	0	1	0.000	-	-	3	3	-	-	-	-	-	4	0.8	-
TOT	20	277	38	87	.437	-	-	-	19	36	.528	-	-	38	19	-	-	-	-	-	95	4.8	-

## JOE CRISPIN - 6-0, 185 - PENN STATE

JULY 18, 1979

### REGULAR SEASON

	G	Min.	FG	FGA	Pct.	3FG	3FGA	PCT	FT	FTA	Pct.	Off.	Def.	Tot.	Ast.	PF	Dq.	StL.	TO	Blk.	Pts.	Avg.	Hi
2001-02	6	27	3	12	.250	0	4	.000	4	5	.800	0	1	1	2	2	0	1	1	0	10	1.7	5

## JAVARIS CRITTENTON - 6-5, 200 - GEORGIA TECH

DECEMBER 31, 1987

### REGULAR SEASON

	G	Min.	FG	FGA	Pct.	3FG	3FGA	PCT	FT	FTA	Pct.	Off.	Def.	Tot.	Ast.	PF	Dq.	StL.	TO	Blk.	Pts.	Avg.	Hi
2007-08	22	171	26	53	.491	1	3	.333	19	28	.679	7	14	21	18	12	0	7	22	0	72	3.3	19

## LLOYD DANIELS - 6-7, 205 - MT. SAN ANTONIO

SEPTEMBER 4, 1967

### REGULAR SEASON

	G	Min.	FG	FGA	Pct.	3FG	3FGA	PCT	FT	FTA	Pct.	Off.	Def.	Tot.	Ast.	PF	Dq.	StL.	TO	Blk.	Pts.	Avg.	Hi
1994-95	25	541	71	182	.390	23	86	.267	20	25	.800	27	29	56	36	40	0	20	23	10	185	7.4	22



# ALL-TIME ROSTER WITH STATISTICS

## ADRIAN DANTLEY - 6-5, 208 - NOTRE DAME

FEBRUARY 28, 1956

### REGULAR SEASON

G	Min.	FG	FGA	Pct.	3FG	3FGA	PCT	FT	FTA	Pct.	Off.	Def.	Tot.	Ast.	PF	Do.	StL.	TO	Blk.	Pts.	Avg.	HI	
1977-78	56	1985	377	725	.520	-	-	-	334	417	.801	171	233	404	188	157	1	70	161	7	1088	19.4	37
1978-79	60	1775	374	733	.510	-	-	-	292	342	.854	131	211	342	138	162	0	63	155	12	1040	17.3	40
TOT	116	3760	751	1458	.515	-	-	-	626	759	.825	302	444	746	326	319	1	133	316	19	2128	18.3	-

### PLAYOFFS

G	Min.	FG	FGA	Pct.	3FG	3FGA	PCT	FT	FTA	Pct.	Off.	Def.	Tot.	Ast.	PF	Do.	StL.	TO	Blk.	Pts.	Avg.	HI
1977-78	3	104	20	35	.571	-	-	-	11	17	.647	-	-	25	11	-	5	-	3	51	17.0	-
1978-79	8	236	50	89	.562	-	-	-	41	52	.788	-	-	33	11	-	6	-	1	141	17.6	-
TOT	11	340	70	124	.565	-	-	-	52	69	.754	-	-	58	22	-	11	-	4	192	17.5	-

## BRAD DAVIS - 6-3, 180 - MARYLAND

DECEMBER 17, 1955

### REGULAR SEASON

G	Min.	FG	FGA	Pct.	3FG	3FGA	PCT	FT	FTA	Pct.	Off.	Def.	Tot.	Ast.	PF	Do.	StL.	TO	Blk.	Pts.	Avg.	HI	
1977-78	33	334	30	72	.417	-	-	-	22	29	.759	4	31	35	83	39	1	15	35	2	82	2.5	10
1978-79	5	65	8	11	.727	-	-	-	3	4	.750	0	1	1	9	10	0	2	6	0	19	3.8	9
TOT	38	340	38	83	.458	-	-	-	25	33	.758	4	32	36	91	49	1	17	41	2	101	2.7	-

## ED DAVIS - 6-10, 240 - NORTH CAROLINA

JUNE 5, 1989

### REGULAR SEASON

G	Min.	FG	FGA	Pct.	3FG	3FGA	PCT	FT	FTA	Pct.	Off.	Def.	Tot.	Ast.	PF	Do.	StL.	TO	Blk.	Pts.	Avg.	HI
2014-15	79	1840	282	469	.601	0	---	92	189	.487	230	370	600	94	202	4	49	58	98	656	8.3	20

## LUOL DENG - 6-9, 220 - DUKE

APRIL 16, 1985

### REGULAR SEASON

G	Min.	FG	FGA	Pct.	3FG	3FGA	PCT	FT	FTA	Pct.	Off.	Def.	Tot.	Ast.	PF	Do.	StL.	TO	Blk.	Pts.	Avg.	HI	
2015-16	56	1486	164	424	.387	51	165	.309	46	63	.730	63	232	295	74	61	0	48	43	20	425	7.6	22
2017-18	1	13	1	2	.500	0	---	0	0	---	0	0	0	1	0	0	1	1	0	2	2.0	2	
TOT	57	1499	165	426	.387	51	165	.309	46	63	.730	63	232	295	75	61	0	49	44	20	427	7.5	-

## WALTER "CORKY" DEVLIN - 6-5, 195 - GEORGE WASHINGTON

DECEMBER 21, 1931

### REGULAR SEASON

G	Min.	FG	FGA	Pct.	3FG	3FGA	PCT	FT	FTA	Pct.	Off.	Def.	Tot.	Ast.	PF	Do.	StL.	TO	Blk.	Pts.	Avg.	HI	
1957-58	70	1248	170	489	.348	-	-	-	133	172	.773	-	-	132	167	104	1	-	-	-	473	6.8	-

## ERNE DIGREGORIO - 6-0, 180 - PROVIDENCE

JANUARY 15, 1951

### REGULAR SEASON

G	Min.	FG	FGA	Pct.	3FG	3FGA	PCT	FT	FTA	Pct.	Off.	Def.	Tot.	Ast.	PF	Do.	StL.	TO	Blk.	Pts.	Avg.	HI	
1977-78	25	332	41	100	.410	-	-	-	16	20	.800	5	18	23	71	22	0	6	46	0	98	3.9	11

## VLADE DIVAC - 7-1, 260 - SERBIA

FEBRUARY 3, 1968

### REGULAR SEASON

G	Min.	FG	FGA	Pct.	3FG	3FGA	PCT	FT	FTA	Pct.	Off.	Def.	Tot.	Ast.	PF	Do.	StL.	TO	Blk.	Pts.	Avg.	HI	
1989-90	82	1611	274	549	.499	0	5	.000	153	216	.708	167	345	512	75	240	2	79	110	114	701	8.5	25
1990-91	82	2310	360	637	.565	5	14	.357	196	279	.703	205	461	666	92	247	3	106	146	127	921	11.2	25
1991-92	36	979	157	317	.495	5	19	.263	86	112	.768	87	160	247	60	114	3	55	88	35	405	11.3	32
1992-93	82	2525	397	819	.485	21	75	.280	235	341	.689	220	509	729	232	311	7	128	214	140	1050	12.8	28
1993-94	79	2685	453	895	.506	9	47	.191	208	303	.686	282	569	851	307	288	5	92	191	112	1123	14.2	33
1994-95	80	2807	485	957	.507	10	53	.189	297	382	.777	261	568	829	329	305	8	109	205	174	1277	16.0	30
1995-96	79	2470	414	807	.513	3	18	.167	189	295	.641	198	481	679	261	274	5	76	199	131	1020	12.9	29
2004-05	15	130	13	31	.419	0	0	.000	8	12	.667	18	14	32	19	25	0	4	14	1	34	2.3	8
TOT	535	15517	2553	5012	.509	53	231	.229	1372	1940	.707	1438	3107	4545	1375	1804	33	649	1167	834	6531	12.2	-

### PLAYOFFS

G	Min.	FG	FGA	Pct.	3FG	3FGA	PCT	FT	FTA	Pct.	Off.	Def.	Tot.	Ast.	PF	Do.	StL.	TO	Blk.	Pts.	Avg.	HI
1989-90	9	175	32	44	.727	1	2	.500	17	19	.895	16	32	48	10	-	8	13	15	82	9.1	-
1990-91	19	609	97	172	.564	1	6	.167	57	71	.803	49	78	127	21	-	27	41	41	252	13.3	-
1991-92	4	143	15	43	.349	0	2	.000	9	10	.900	6	16	22	15	-	5	18	3	39	9.8	-
1992-93	5	167	37	74	.500	4	9	.444	12	22	.545	17	30	47	28	-	6	11	12	90	18.0	-
1994-95	10	388	57	122	.467	2	9	.222	40	62	.645	34	51	85	31	-	8	28	13	156	15.6	-
1995-96	4	115	15	35	.429	1	5	.200	5	8	.625	11	19	30	8	-	0	8	5	36	9.0	-
TOT	51	1597	253	490	.516	9	33	.273	140	192	.729	133	226	359	113	-	54	119	89	655	12.8	-

## LARRY DREW - 6-1 1/2, 175 - MISSOURI

APRIL 2, 1958

### REGULAR SEASON

G	Min.	FG	FGA	Pct.	3FG	3FGA	PCT	FT	FTA	Pct.	Off.	Def.	Tot.	Ast.	PF	Do.	StL.	TO	Blk.	Pts.	Avg.	HI	
1989-90	80	1333	170	383	.444	32	81	.395	46	60	.767	12	86	98	217	92	0	47	95	4	418	5.2	15
1990-91	48	496	54	125	.432	14	33	.424	17	22	.773	5	29	34	118	40	0	15	49	1	139	2.9	11
TOT	128	1829	224	508	.441	46	114	.404	63	82	.768	17	115	132	335	132	0	62	144	5	557	4.4	-

### PLAYOFFS

G	Min.	FG	FGA	Pct.	3FG	3FGA	PCT	FT	FTA	Pct.	Off.	Def.	Tot.	Ast.	PF	Do.	StL.	TO	Blk.	Pts.	Avg.	HI
1989-90	7	51	3	8	.375	1	4	.250	5	6	.833	0	2	2	4	-	3	4	0	12	1.7	-
1990-91	18	116	14	33	.424	3	11	.273	4	6	.667	0	8	8	21	-	0	9	0	35	1.9	-
TOT	25	167	17	41	.415	4	15	.267	9	12	.750	0	10	10	25	-	3	13	0	47	1.9	-

# ALL-TIME ROSTER WITH STATISTICS

## CHRIS DUHON - 6-1, 190 - DUKE

AUGUST 31, 1982

### REGULAR SEASON

G	Min.	FG	FGA	Pct.	3FG	3FGA	PCT	FT	FTA	Pct.	Off.	Def.	Tot.	Ast.	PF	Dq.	StL.	TO	Blk.	Pts.	Avg.	Hi	
2012-13	46	820	47	123	.382	33	91	.363	6	13	.462	11	57	68	133	56	0	20	40	1	133	2.9	14

### PLAYOFFS

G	Min.	FG	FGA	Pct.	3FG	3FGA	PCT	FT	FTA	Pct.	Off.	Def.	Tot.	Ast.	PF	Dq.	StL.	TO	Blk.	Pts.	Avg.	Hi	
2012-13	2	68	4	11	.364	3	8	.375	0	0	-	1	2	3	7	4	0	2	5	1	11	5.5	-

## WALTER DUKES - 7-0, 220 - SETON HALL

JUNE 23, 1930

### REGULAR SEASON

G	Min.	FG	FGA	Pct.	3FG	3FGA	PCT	FT	FTA	Pct.	Off.	Def.	Tot.	Ast.	PF	Dq.	StL.	TO	Blk.	Pts.	Avg.	Hi	
1956-57	71	1866	228	626	.364	-	-	-	264	383	.689	-	-	794	54	273	10	-	-	-	720	10.1	-

### PLAYOFFS

G	Min.	FG	FGA	Pct.	3FG	3FGA	PCT	FT	FTA	Pct.	Off.	Def.	Tot.	Ast.	PF	Dq.	StL.	TO	Blk.	Pts.	Avg.	Hi	
1956-57	5	177	24	57	.421	-	-	-	20	27	.741	-	-	74	5	-	-	-	-	-	68	13.6	-

## JACK DWAN - 6-4, 200 - LOYOLA (CHICAGO)

MAY 3, 1921

### REGULAR SEASON

G	Min.	FG	FGA	Pct.	3FG	3FGA	PCT	FT	FTA	Pct.	Off.	Def.	Tot.	Ast.	PF	Dq.	StL.	TO	Blk.	Pts.	Avg.	Hi	
1948-49	60	-	121	380	.318	-	-	-	34	69	.493	-	-	-	129	157	-	-	-	-	276	4.6	-

### PLAYOFFS

G	Min.	FG	FGA	Pct.	3FG	3FGA	PCT	FT	FTA	Pct.	Off.	Def.	Tot.	Ast.	PF	Dq.	StL.	TO	Blk.	Pts.	Avg.	Hi	
1948-49	10	0	7	29	.241	-	-	-	4	9	.444	-	-	-	9	22	-	-	-	-	18	1.8	-

## DEVIN EBANKS - 6-9, 215 - WEST VIRGINIA

OCTOBER 28, 1989

### REGULAR SEASON

G	Min.	FG	FGA	Pct.	3FG	3FGA	PCT	FT	FTA	Pct.	Off.	Def.	Tot.	Ast.	PF	Dq.	StL.	TO	Blk.	Pts.	Avg.	Hi	
2010-11	20	118	21	51	.412	2	5	.400	18	23	.783	15	12	27	2	7	0	4	6	5	62	3.1	9
2011-12	24	396	37	89	.416	0	9	.000	23	35	.657	26	28	54	12	26	0	11	18	6	97	4.0	14
2012-13	19	197	24	73	.329	6	22	.273	11	14	.786	10	31	41	10	23	0	3	11	1	65	3.4	15
TOT	63	710	82	213	.385	8	36	.222	52	72	.722	51	71	122	24	56	0	18	35	12	224	3.6	-

### PLAYOFFS

G	Min.	FG	FGA	Pct.	3FG	3FGA	PCT	FT	FTA	Pct.	Off.	Def.	Tot.	Ast.	PF	Dq.	StL.	TO	Blk.	Pts.	Avg.	Hi	
2011-12	9	126	16	39	.410	0	3	.000	5	8	.625	7	13	20	6	13	0	3	2	7	37	4.1	-

## JAMES EDWARDS - 7-0 1/2, 253 - WASHINGTON

NOVEMBER 22, 1955

### REGULAR SEASON

G	Min.	FG	FGA	Pct.	3FG	3FGA	PCT	FT	FTA	Pct.	Off.	Def.	Tot.	Ast.	PF	Dq.	StL.	TO	Blk.	Pts.	Avg.	Hi	
1977-78	25	723	145	316	.459	-	-	-	80	125	.640	44	136	180	29	89	3	16	57	28	370	14.8	32
1992-93	52	617	122	270	.452	0	0	-	84	118	.712	30	70	100	41	122	0	10	51	7	328	6.3	17
1993-94	45	469	78	168	.464	0	0	-	54	79	.684	11	54	65	22	90	0	4	30	3	210	4.7	16
TOT	122	1809	345	754	.458	0	0	-	218	322	.677	85	260	345	92	301	3	30	138	38	908	7.4	-

### PLAYOFFS

G	Min.	FG	FGA	Pct.	3FG	3FGA	PCT	FT	FTA	Pct.	Off.	Def.	Tot.	Ast.	PF	Dq.	StL.	TO	Blk.	Pts.	Avg.	Hi
1992-93	3	14	3	4	.750	0	0	-	0	0	-	0	2	2	0	-	0	1	0	6	2.0	-

## JOHN EGAN - 6-0, 180 - PROVIDENCE

JANUARY 31, 1939

### REGULAR SEASON

G	Min.	FG	FGA	Pct.	3FG	3FGA	PCT	FT	FTA	Pct.	Off.	Def.	Tot.	Ast.	PF	Dq.	StL.	TO	Blk.	Pts.	Avg.	Hi	
1968-69	82	1805	246	597	.412	-	-	-	204	240	.850	-	-	147	215	206	1	-	-	-	696	8.5	-
1969-70	72	1627	215	491	.438	-	-	-	99	121	.818	-	-	104	216	171	2	-	-	-	529	7.3	-
TOT	154	3432	461	1088	.424	-	-	-	303	361	.839	-	-	251	431	377	3	-	-	-	1225	8.0	-

### PLAYOFFS

G	Min.	FG	FGA	Pct.	3FG	3FGA	PCT	FT	FTA	Pct.	Off.	Def.	Tot.	Ast.	PF	Dq.	StL.	TO	Blk.	Pts.	Avg.	Hi	
1968-69	18	571	94	217	.433	-	-	-	63	80	.788	-	-	44	70	-	-	-	-	-	251	13.9	-
1969-70	16	162	23	43	.535	-	-	-	10	11	.909	-	-	5	22	-	-	-	-	-	56	3.5	-
TOT	34	733	117	260	.450	-	-	-	73	91	.802	-	-	49	92	-	-	-	-	-	307	9.0	-

## RAY ELLEFSON - 6-8, 230 - WEST TEXAS A&M

MAY 3, 1921

### REGULAR SEASON

G	Min.	FG	FGA	Pct.	3FG	3FGA	PCT	FT	FTA	Pct.	Off.	Def.	Tot.	Ast.	PF	Dq.	StL.	TO	Blk.	Pts.	Avg.	Hi
1948-49	3	-	1	5	.200	-	-	-	0	0	-	-	-	0	2	-	-	-	-	2	0.7	-

## WAYNE ELLINGTON - 6-4, 200 - NORTH CAROLINA

NOVEMBER 29, 1987

### REGULAR SEASON

G	Min.	FG	FGA	Pct.	3FG	3FGA	PCT	FT	FTA	Pct.	Off.	Def.	Tot.	Ast.	PF	Dq.	StL.	TO	Blk.	Pts.	Avg.	Hi	
2014-15	65	1675	254	617	.412	90	243	.370	52	64	.813	31	179	210	105	77	0	33	50	2	650	10.0	28

## ALEXANDER "BOO" ELLIS - 6-5, 185 - NIAGARA

FEBRUARY 11, 1936

### REGULAR SEASON

G	Min.	FG	FGA	Pct.	3FG	3FGA	PCT	FT	FTA	Pct.	Off.	Def.	Tot.	Ast.	PF	Dq.	StL.	TO	Blk.	Pts.	Avg.	Hi	
1958-59	72	1202	163	379	.430	-	-	-	102	144	.708	-	-	380	59	137	0	-	-	-	428	5.9	-
1959-60	46	671	64	185	.346	-	-	-	51	76	.671	-	-	236	27	64	2	-	-	-	179	3.9	-
TOT	118	1873	227	564	.410	-	-	-	153	220	.695	-	-	616	86	201	2	-	-	-	607	5.1	-

### PLAYOFFS

G	Min.	FG	FGA	Pct.	3FG	3FGA	PCT	FT	FTA	Pct.	Off.	Def.	Tot.	Ast.	PF	Dq.	StL.	TO	Blk.	Pts.	Avg.	Hi	
1958-59	13	255	35	80	.438	-	-	-	18	31	.581	-	-	93	16	-	-	-	-	-	88	6.8	-
1959-60	3	36	2	10	.200	-	-	-	4	8	.500	-	-	12	2	-	-	-	-	-	8	2.7	-
TOT	16	291	37	90	.411	-	-	-	22	39	.564	-	-	105	18	-	-	-	-	-	96	6.0	-



# ALL-TIME ROSTER WITH STATISTICS

## LEROY ELLIS - 6-11, 210 - St. JOHN'S

MARCH 10, 1940

### REGULAR SEASON

	G	Min.	FG	FGA	Pct.	3FG	3FGA	PCT	FT	FTA	Pct.	Off.	Def.	Tot.	Ast.	PF	Do.	StL.	TO	Blk.	Pts.	Avg.	HI
1962-63	80	1628	222	530	.419	-	-	-	133	202	.658	-	-	518	46	194	1	-	-	-	577	7.2	-
1963-64	78	1459	200	473	.423	-	-	-	112	170	.659	-	-	498	41	192	3	-	-	-	512	6.6	-
1964-65	80	2026	311	700	.444	-	-	-	198	284	.697	-	-	652	49	196	1	-	-	-	820	10.3	-
1965-66	80	2219	393	927	.424	-	-	-	186	256	.727	-	-	735	74	232	3	-	-	-	972	12.2	-
1971-72	74	1081	138	300	.460	-	-	-	66	95	.695	-	-	310	46	115	0	-	-	-	342	4.6	-
1972-73	10	156	11	40	.275	-	-	-	4	5	.800	-	-	33	3	13	0	-	-	-	26	2.6	-
<b>TOT</b>	<b>402</b>	<b>8569</b>	<b>1275</b>	<b>2970</b>	<b>.429</b>	<b>-</b>	<b>-</b>	<b>-</b>	<b>699</b>	<b>1012</b>	<b>.691</b>	<b>-</b>	<b>-</b>	<b>2746</b>	<b>259</b>	<b>943</b>	<b>8</b>	<b>-</b>	<b>-</b>	<b>-</b>	<b>3249</b>	<b>8.1</b>	<b>-</b>

### PLAYOFFS

	G	Min.	FG	FGA	Pct.	3FG	3FGA	PCT	FT	FTA	Pct.	Off.	Def.	Tot.	Ast.	PF	Do.	StL.	TO	Blk.	Pts.	Avg.	HI
1962-63	13	302	27	53	.509	-	-	-	27	33	.818	-	-	85	13	-	-	-	-	-	81	6.2	-
1963-64	5	144	8	27	.296	-	-	-	11	15	.733	-	-	50	4	-	-	-	-	-	27	5.4	-
1964-65	11	405	57	145	.393	-	-	-	44	65	.677	-	-	133	7	-	-	-	-	-	158	14.4	-
1965-66	14	426	56	138	.406	-	-	-	25	39	.641	-	-	133	8	-	-	-	-	-	137	9.8	-
1971-72	13	134	19	41	.463	-	-	-	1	4	.250	-	-	41	10	-	-	-	-	-	39	3.0	-
<b>TOT</b>	<b>56</b>	<b>1411</b>	<b>167</b>	<b>404</b>	<b>.413</b>	<b>-</b>	<b>-</b>	<b>-</b>	<b>108</b>	<b>156</b>	<b>.692</b>	<b>-</b>	<b>-</b>	<b>442</b>	<b>42</b>	<b>-</b>	<b>-</b>	<b>-</b>	<b>-</b>	<b>-</b>	<b>442</b>	<b>7.9</b>	<b>-</b>

## TYLER ENNIS - 6-3, 194 - SYRACUSE

AUGUST 24, 1994

### REGULAR SEASON

	G	Min.	FG	FGA	Pct.	3FG	3FGA	PCT	FT	FTA	Pct.	Off.	Def.	Tot.	Ast.	PF	Do.	StL.	TO	Blk.	Pts.	Avg.	HI
2016-17	22	392	65	144	.451	21	54	.389	19	22	.864	5	21	26	52	29	0	19	21	2	170	7.7	20
2017-18	54	683	94	224	.420	14	56	.250	22	29	.759	19	76	95	105	75	1	30	38	10	224	4.1	22
<b>TOT</b>	<b>76</b>	<b>1075</b>	<b>159</b>	<b>368</b>	<b>.432</b>	<b>35</b>	<b>110</b>	<b>.318</b>	<b>41</b>	<b>51</b>	<b>.804</b>	<b>24</b>	<b>97</b>	<b>121</b>	<b>157</b>	<b>104</b>	<b>1</b>	<b>49</b>	<b>59</b>	<b>12</b>	<b>394</b>	<b>5.2</b>	<b>-</b>

## BO ERIAS - 6-3, 220 - NIAGARA

JULY 30, 1932

### REGULAR SEASON

	G	Min.	FG	FGA	Pct.	3FG	3FGA	PCT	FT	FTA	Pct.	Off.	Def.	Tot.	Ast.	PF	Do.	StL.	TO	Blk.	Pts.	Avg.	HI
1957-58	18	401	59	170	.347	-	-	-	30	47	.638	-	-	83	26	52	1	-	-	-	148	8.2	-

## KEITH ERICKSON - 6-5, 195 - UCLA

APRIL 19, 1944

### REGULAR SEASON

	G	Min.	FG	FGA	Pct.	3FG	3FGA	PCT	FT	FTA	Pct.	Off.	Def.	Tot.	Ast.	PF	Do.	StL.	TO	Blk.	Pts.	Avg.	HI
1968-69	67	1974	264	629	.420	-	-	-	120	175	.686	-	-	308	194	222	6	-	-	-	648	8.4	-
1969-70	68	1755	258	563	.458	-	-	-	91	122	.746	-	-	304	209	175	3	-	-	-	607	8.9	-
1970-71	73	2272	369	783	.471	-	-	-	85	112	.759	-	-	404	223	241	4	-	-	-	823	11.3	-
1971-72	15	262	40	83	.482	-	-	-	6	7	.857	-	-	39	35	26	0	-	-	-	86	5.7	-
1972-73	76	1920	299	696	.460	-	-	-	89	110	.809	-	-	337	242	190	3	-	-	-	687	9.0	-
<b>TOT</b>	<b>309</b>	<b>8183</b>	<b>1230</b>	<b>2754</b>	<b>.447</b>	<b>-</b>	<b>-</b>	<b>-</b>	<b>391</b>	<b>526</b>	<b>.743</b>	<b>-</b>	<b>-</b>	<b>1392</b>	<b>903</b>	<b>854</b>	<b>16</b>	<b>-</b>	<b>-</b>	<b>-</b>	<b>2851</b>	<b>9.2</b>	<b>-</b>

### PLAYOFFS

	G	Min.	FG	FGA	Pct.	3FG	3FGA	PCT	FT	FTA	Pct.	Off.	Def.	Tot.	Ast.	PF	Do.	StL.	TO	Blk.	Pts.	Avg.	HI
1968-69	18	446	56	142	.394	-	-	-	15	25	.600	-	-	86	40	-	-	-	-	-	127	7.1	-
1969-70	17	553	71	153	.464	-	-	-	27	35	.771	-	-	77	74	-	-	-	-	-	169	9.9	-
1970-71	8	313	54	99	.545	-	-	-	17	22	.773	-	-	45	22	-	-	-	-	-	125	15.6	-
1972-73	17	404	66	147	.449	-	-	-	15	22	.682	-	-	59	30	-	-	-	-	-	147	8.6	-
<b>TOT</b>	<b>60</b>	<b>1716</b>	<b>247</b>	<b>541</b>	<b>.457</b>	<b>-</b>	<b>-</b>	<b>-</b>	<b>74</b>	<b>104</b>	<b>.712</b>	<b>-</b>	<b>-</b>	<b>267</b>	<b>166</b>	<b>-</b>	<b>-</b>	<b>-</b>	<b>-</b>	<b>-</b>	<b>568</b>	<b>9.5</b>	<b>-</b>

## MAURICE EVANS - 6-5, 220 - TEXAS

NOVEMBER 8, 1978

### REGULAR SEASON

	G	Min.	FG	FGA	Pct.	3FG	3FGA	PCT	FT	FTA	Pct.	Off.	Def.	Tot.	Ast.	PF	Do.	StL.	TO	Blk.	Pts.	Avg.	HI
2006-07	76	1732	234	542	.432	48	133	.361	122	155	.787	93	128	221	74	126	0	38	57	14	638	8.4	26
2007-08	7	96	9	28	.321	1	7	.143	12	15	.800	4	5	9	12	10	0	5	0	1	31	4.4	8
<b>TOT</b>	<b>83</b>	<b>1828</b>	<b>243</b>	<b>570</b>	<b>.426</b>	<b>49</b>	<b>140</b>	<b>.350</b>	<b>134</b>	<b>170</b>	<b>.788</b>	<b>97</b>	<b>133</b>	<b>230</b>	<b>86</b>	<b>136</b>	<b>0</b>	<b>43</b>	<b>57</b>	<b>15</b>	<b>669</b>	<b>8.1</b>	<b>-</b>

### PLAYOFFS

	G	Min.	FG	FGA	Pct.	3FG	3FGA	PCT	FT	FTA	Pct.	Off.	Def.	Tot.	Ast.	PF	Do.	StL.	TO	Blk.	Pts.	Avg.	HI
2006-07	5	82	10	26	.385	5	13	.385	0	0	-	3	5	8	3	-	-	2	0	0	25	5.0	-

## CHRISTIAN EYENGA - 6-5, 210 - DEMOCRATIC REPUBLIC OF THE CONGO

JUNE 22, 1989

### REGULAR SEASON

	G	Min.	FG	FGA	Pct.	3FG	3FGA	PCT	FT	FTA	Pct.	Off.	Def.	Tot.	Ast.	PF	Do.	StL.	TO	Blk.	Pts.	Avg.	HI
2011-12	1	19	3	6	.500	0	1	.000	2	2	1.000	1	1	2	1	0	0	0	1	1	8	8.0	8

### PLAYOFFS

	G	Min.	FG	FGA	Pct.	3FG	3FGA	PCT	FT	FTA	Pct.	Off.	Def.	Tot.	Ast.	PF	Do.	StL.	TO	Blk.	Pts.	Avg.	HI
2011-12	3	9	2	3	.667	0	0	-	0	1	.000	1	1	2	1	3	0	1	1	1	4	1.3	-

## JOHN FAIRCHILD - 6-7 1/2, 205 - BRIGHAM YOUNG

APRIL 28, 1943

### REGULAR SEASON

	G	Min.	FG	FGA	Pct.	3FG	3FGA	PCT	FT	FTA	Pct.	Off.	Def.	Tot.	Ast.	PF	Do.	StL.	TO	Blk.	Pts.	Avg.	HI
1965-66	30	171	23	89	.258	-	-	-	14	20	.700	-	-	45	11	33	0	-	-	-	60	2.0	-

# ALL-TIME ROSTER WITH STATISTICS

## JORDAN FARMAR - 6-2, 180 - UCLA

NOVEMBER 30, 1986

### REGULAR SEASON

	G	Min.	FG	FGA	Pct.	3FG	3FGA	PCT	FT	FTA	Pct.	Off.	Def.	Tot.	Ast.	PF	Do.	StL.	TO	Blk.	Pts.	Avg.	HI
2006-07	72	1090	124	294	.422	45	137	.328	27	38	.711	22	97	119	137	77	0	44	73	7	320	4.4	17
2007-08	82	1690	291	631	.461	114	307	.371	53	78	.679	39	144	183	225	105	0	77	108	5	749	9.1	24
2008-09	65	1192	161	412	.391	49	146	.336	45	77	.584	22	95	117	155	105	0	57	87	10	416	6.4	18
2009-10	82	1474	224	515	.435	86	229	.376	57	85	.671	14	117	131	127	109	0	52	72	11	591	7.2	24
2013-14	41	912	151	364	.415	70	160	.438	44	59	.746	20	84	104	199	65	0	38	95	8	416	10.1	30
TOT	342	6358	951	2216	.429	364	979	.372	226	337	.671	117	537	654	843	461	0	268	435	41	2492	7.3	-

### PLAYOFFS

	G	Min.	FG	FGA	Pct.	3FG	3FGA	PCT	FT	FTA	Pct.	Off.	Def.	Tot.	Ast.	PF	Do.	StL.	TO	Blk.	Pts.	Avg.	HI
2006-07	5	114	12	28	.429	2	10	.200	6	7	.857	1	13	14	8	-	-	6	5	1	32	6.4	-
2007-08	21	360	44	115	.383	17	44	.386	14	16	.875	7	26	33	27	-	-	7	17	4	119	5.7	-
2008-09	20	260	34	87	.391	12	39	.308	14	19	.737	5	23	28	33	-	-	9	18	3	94	4.7	-
2009-10	23	301	38	94	.404	20	50	.400	9	13	.692	1	26	27	32	-	-	17	20	0	105	4.6	-
TOT	69	1036	128	324	.395	51	143	.356	43	55	.782	14	88	102	100	-	-	39	60	8	350	5.1	-

## RON FEIEREISEL - 6-3, 185 - DEPAUL

AUGUST 6, 1931

### REGULAR SEASON

	G	Min.	FG	FGA	Pct.	3FG	3FGA	PCT	FT	FTA	Pct.	Off.	Def.	Tot.	Ast.	PF	Do.	StL.	TO	Blk.	Pts.	Avg.	HI
1955-56	10	59	8	28	.286	-	-	-	14	16	.875	-	-	6	6	9	0	-	-	-	30	3.0	-

## RAY FELIX - 6-11, 220 - LONG ISLAND

DECEMBER 10, 1930

### REGULAR SEASON

	G	Min.	FG	FGA	Pct.	3FG	3FGA	PCT	FT	FTA	Pct.	Off.	Def.	Tot.	Ast.	PF	Do.	StL.	TO	Blk.	Pts.	Avg.	HI
1959-60	31	696	105	261	.402	-	-	-	51	79	.646	-	-	258	29	133	-	-	-	-	261	8.4	-
1960-61	78	1510	189	508	.372	-	-	-	135	193	.699	-	-	539	37	302	12	-	-	-	513	6.6	-
1961-62	80	1478	171	398	.430	-	-	-	90	130	.692	-	-	473	55	266	6	-	-	-	432	5.4	-
TOT	189	3684	465	1167	.398	-	-	-	276	402	.687	-	-	1270	121	701	18	-	-	-	1206	6.4	-

### PLAYOFFS

	G	Min.	FG	FGA	Pct.	3FG	3FGA	PCT	FT	FTA	Pct.	Off.	Def.	Tot.	Ast.	PF	Do.	StL.	TO	Blk.	Pts.	Avg.	HI
1959-60	8	147	17	41	.415	-	-	-	18	25	.720	-	-	53	9	-	-	-	-	-	52	6.5	-
1960-61	12	339	46	109	.422	-	-	-	30	39	.769	-	-	125	10	-	-	-	-	-	122	10.2	-
1961-62	13	242	29	59	.492	-	-	-	26	38	.684	-	-	77	7	-	-	-	-	-	84	6.5	-
TOT	33	728	92	209	.440	-	-	-	74	102	.725	-	-	255	26	-	-	-	-	-	258	7.8	-

## ARNIE FERRIN - 6-4, 180 - UTAH

JULY 29, 1925

### REGULAR SEASON

	G	Min.	FG	FGA	Pct.	3FG	3FGA	PCT	FT	FTA	Pct.	Off.	Def.	Tot.	Ast.	PF	Do.	StL.	TO	Blk.	Pts.	Avg.	HI
1948-49	47	-	130	378	.344	-	-	-	85	128	.664	-	-	-	76	142	-	-	-	-	345	7.3	-
1949-50	63	-	132	396	.333	-	-	-	76	109	.697	-	-	-	95	147	-	-	-	-	340	5.4	-
1950-51	68	-	119	373	.319	-	-	-	114	164	.695	-	-	271	107	220	8	-	-	-	352	5.2	-
TOT	178	-	381	1147	.332	-	-	-	275	401	.686	-	-	271	278	509	8	-	-	-	1037	4.0	-

### PLAYOFFS

	G	Min.	FG	FGA	Pct.	3FG	3FGA	PCT	FT	FTA	Pct.	Off.	Def.	Tot.	Ast.	PF	Do.	StL.	TO	Blk.	Pts.	Avg.	HI
1948-49	10	-	26	77	.338	-	-	-	30	45	.667	-	-	-	21	-	-	-	-	-	82	8.2	-
1949-50	12	-	33	97	.340	-	-	-	16	29	.552	-	-	-	30	-	-	-	-	-	82	6.8	-
1950-51	7	-	12	36	.333	-	-	-	17	18	.944	-	-	33	16	-	-	-	-	-	41	5.9	-
TOT	29	-	71	210	.338	-	-	-	63	92	.685	-	-	-	67	-	-	-	-	-	205	7.1	-

## HENRY FINKEL - 7-0, 240 - DAYTON

APRIL 20, 1942

### REGULAR SEASON

	G	Min.	FG	FGA	Pct.	3FG	3FGA	PCT	FT	FTA	Pct.	Off.	Def.	Tot.	Ast.	PF	Do.	StL.	TO	Blk.	Pts.	Avg.	HI
1966-67	27	141	17	47	.362	-	-	-	7	12	.583	-	-	64	5	39	1	-	-	-	41	1.5	-





# ALL-TIME ROSTER WITH STATISTICS

## DEREK FISHER - 6-1, 210 - ARKANSAS-LITTLE ROCK

AUGUST 9, 1974

### REGULAR SEASON

G	Min.	FG	FGA	Pct.	3FG	3FGA	PCT	FT	FTA	Pct.	Off.	Def.	Tot.	Ast.	PF	Dq.	StL.	TO	Blk.	Pts.	Avg.	Hi	
1996-97	80	921	104	262	.397	22	73	.301	79	120	.658	25	72	97	119	87	0	41	71	5	309	3.9	21
1997-98	82	1760	164	378	.434	31	81	.383	115	152	.757	38	155	193	333	126	1	75	119	5	474	5.8	21
1998-99	50	1131	99	263	.376	38	97	.392	60	79	.759	21	70	91	197	95	0	61	77	1	296	5.9	20
1999-00	78	1803	167	483	.346	52	166	.313	105	145	.724	22	121	143	216	150	1	80	75	3	491	6.3	20
2000-01	20	709	77	187	.412	25	63	.397	50	62	.806	5	54	59	80	50	0	39	29	2	229	11.5	26
2001-02	70	1974	274	666	.411	144	349	.413	94	111	.847	15	131	146	181	121	0	66	62	9	786	11.2	28
2002-03	82	2829	339	775	.437	85	212	.401	100	125	.800	40	199	239	298	195	4	93	94	15	863	10.5	24
2003-04	82	1769	203	576	.352	52	179	.291	122	153	.797	30	122	152	187	115	0	103	79	4	580	7.1	18
2007-08	82	2249	339	777	.436	112	276	.406	166	188	.883	24	146	170	239	188	0	86	90	3	956	11.7	28
2008-09	82	2441	292	688	.424	120	302	.397	110	130	.846	25	163	188	261	187	0	95	72	6	814	9.9	27
2009-10	82	2227	212	558	.380	78	224	.348	113	132	.856	25	145	170	201	202	1	90	78	9	615	7.5	15
2010-11	82	2297	206	529	.389	63	159	.396	83	103	.806	14	138	152	224	192	0	99	70	8	558	6.8	19
2011-12	43	1101	92	240	.383	24	74	.324	44	53	.830	10	82	92	142	85	1	40	58	3	252	5.9	15
<b>TOT</b>	<b>915</b>	<b>23211</b>	<b>2568</b>	<b>6382</b>	<b>.402</b>	<b>846</b>	<b>2255</b>	<b>.375</b>	<b>1241</b>	<b>1553</b>	<b>.799</b>	<b>294</b>	<b>1598</b>	<b>1892</b>	<b>2685</b>	<b>1793</b>	<b>8</b>	<b>968</b>	<b>974</b>	<b>73</b>	<b>7223</b>	<b>7.9</b>	<b>-</b>

### PLAYOFFS

G	Min.	FG	FGA	Pct.	3FG	3FGA	PCT	FT	FTA	Pct.	Off.	Def.	Tot.	Ast.	PF	Dq.	StL.	TO	Blk.	Pts.	Avg.	Hi	
1996-97	6	34	3	11	.273	0	5	.000	2	3	.667	0	3	3	6	-	-	1	6	0	8	1.3	-
1997-98	13	278	27	68	.397	6	20	.300	18	29	.621	2	23	25	49	-	-	17	15	0	78	6.0	-
1998-99	8	238	28	67	.418	10	29	.348	12	15	.800	6	23	29	39	-	-	8	11	0	78	9.8	-
1999-00	21	322	34	79	.430	12	29	.414	19	25	.760	4	18	22	41	-	-	11	9	1	99	4.7	-
2000-01	16	576	77	159	.484	35	68	.515	26	34	.765	5	56	61	48	-	-	21	12	1	215	13.4	-
2001-02	19	649	60	168	.357	29	81	.358	44	56	.786	10	52	62	52	-	-	19	20	1	193	10.2	-
2002-03	12	424	53	102	.520	29	47	.617	18	22	.818	5	31	36	22	-	-	18	18	1	153	12.8	-
2003-04	22	506	60	148	.405	23	55	.418	23	35	.657	10	46	56	49	-	-	18	19	0	166	7.5	-
2007-08	21	663	66	146	.452	22	50	.440	61	73	.836	2	45	47	52	-	-	43	20	3	215	10.2	-
2008-09	22	635	63	160	.394	19	47	.284	31	36	.861	7	38	45	49	-	-	21	24	1	176	8.0	-
2009-10	23	754	82	183	.448	27	75	.360	46	56	.821	9	49	58	64	-	-	28	36	1	237	10.3	-
2010-11	10	325	29	67	.433	7	17	.412	17	21	.810	1	26	27	36	-	-	14	8	2	82	8.2	-
<b>TOT</b>	<b>193</b>	<b>5404</b>	<b>582</b>	<b>1358</b>	<b>.429</b>	<b>219</b>	<b>543</b>	<b>.403</b>	<b>317</b>	<b>405</b>	<b>.783</b>	<b>61</b>	<b>410</b>	<b>471</b>	<b>507</b>	<b>-</b>	<b>-</b>	<b>219</b>	<b>198</b>	<b>11</b>	<b>1700</b>	<b>8.8</b>	<b>-</b>

## ED FLEMING - 6-3, 190 - NIAGARA

JULY 25, 1933

### REGULAR SEASON

G	Min.	FG	FGA	Pct.	3FG	3FGA	PCT	FT	FTA	Pct.	Off.	Def.	Tot.	Ast.	PF	Dq.	StL.	TO	Blk.	Pts.	Avg.	Hi	
1957-58	72	1686	226	655	.345	-	-	-	181	255	.710	-	-	492	139	222	5	-	-	-	633	8.8	-
1958-59	71	1132	162	419	.387	-	-	-	137	190	.721	-	-	281	89	148	1	-	-	-	461	6.5	-
1959-60	27	413	59	141	.418	-	-	-	53	69	.768	-	-	87	38	46	0	-	-	-	171	6.3	-
<b>TOT</b>	<b>170</b>	<b>3231</b>	<b>447</b>	<b>1215</b>	<b>.368</b>	<b>-</b>	<b>-</b>	<b>-</b>	<b>371</b>	<b>514</b>	<b>.722</b>	<b>-</b>	<b>-</b>	<b>860</b>	<b>266</b>	<b>416</b>	<b>6</b>	<b>-</b>	<b>-</b>	<b>-</b>	<b>1265</b>	<b>7.4</b>	<b>-</b>

### PLAYOFFS

G	Min.	FG	FGA	Pct.	3FG	3FGA	PCT	FT	FTA	Pct.	Off.	Def.	Tot.	Ast.	PF	Dq.	StL.	TO	Blk.	Pts.	Avg.	Hi	
1958-59	13	178	27	77	.351	-	-	-	22	25	.880	-	-	39	18	-	-	-	-	-	76	5.8	-

## DON FORD - 6-8 1/2, 215 - CAL-SANTA BARBARA

DECEMBER 31, 1952

### REGULAR SEASON

G	Min.	FG	FGA	Pct.	3FG	3FGA	PCT	FT	FTA	Pct.	Off.	Def.	Tot.	Ast.	PF	Dq.	StL.	TO	Blk.	Pts.	Avg.	Hi		
1975-76	76	1838	311	710	.438	-	-	-	104	139	.748	118	215	333	111	186	3	50	-	-	14	726	9.6	25
1976-77	82	1782	262	570	.460	-	-	-	73	102	.716	105	248	353	133	170	0	60	-	-	21	597	7.3	19
1977-78	79	1945	272	576	.472	-	-	-	68	90	.756	106	247	353	142	210	1	68	88	-	46	612	7.7	22
1978-79	79	1540	228	450	.507	-	-	-	72	89	.809	83	185	268	101	177	2	51	93	-	25	528	6.7	22
1979-80	52	580	66	130	.508	0	1	.000	23	28	.821	23	75	98	36	86	0	11	30	15	155	3.0	15	
<b>TOT</b>	<b>368</b>	<b>7685</b>	<b>1139</b>	<b>2436</b>	<b>.467</b>	<b>0</b>	<b>1</b>	<b>.000</b>	<b>340</b>	<b>448</b>	<b>.756</b>	<b>435</b>	<b>970</b>	<b>1405</b>	<b>523</b>	<b>865</b>	<b>6</b>	<b>240</b>	<b>211</b>	<b>121</b>	<b>2616</b>	<b>7.6</b>	<b>-</b>	

### PLAYOFFS

G	Min.	FG	FGA	Pct.	3FG	3FGA	PCT	FT	FTA	Pct.	Off.	Def.	Tot.	Ast.	PF	Dq.	StL.	TO	Blk.	Pts.	Avg.	Hi		
1976-77	11	333	42	98	.429	-	-	-	27	36	.750	-	-	58	37	-	-	-	-	-	111	10.1	-	
1977-78	1	10	0	3	.000	-	-	-	0	0	-	-	-	5	0	-	-	-	-	-	0	0.0	-	
1978-79	8	138	16	30	.533	-	-	-	1	3	.333	2	20	22	7	-	-	1	-	-	2	33	4.1	-
<b>TOT</b>	<b>20</b>	<b>481</b>	<b>58</b>	<b>131</b>	<b>.443</b>	<b>-</b>	<b>-</b>	<b>-</b>	<b>28</b>	<b>39</b>	<b>.718</b>	<b>2</b>	<b>20</b>	<b>85</b>	<b>44</b>	<b>-</b>	<b>-</b>	<b>4</b>	<b>-</b>	<b>2</b>	<b>144</b>	<b>7.2</b>	<b>-</b>	

## DONALD FORMAN - 6-1, 175 - NEW YORK UNIVERSITY

JANUARY 17, 1926

### REGULAR SEASON

G	Min.	FG	FGA	Pct.	3FG	3FGA	PCT	FT	FTA	Pct.	Off.	Def.	Tot.	Ast.	PF	Dq.	StL.	TO	Blk.	Pts.	Avg.	Hi		
1948-49	44	-	68	231	.294	-	-	-	43	67	.642	-	-	-	74	94	-	-	-	-	-	179	4.1	-

### PLAYOFFS

G	Min.	FG	FGA	Pct.	3FG	3FGA	PCT	FT	FTA	Pct.	Off.	Def.	Tot.	Ast.	PF	Dq.	StL.	TO	Blk.	Pts.	Avg.	Hi	
1948-49	9	-	3	20	.150	-	-	-	7	11	.636	-	-	-	7	-	-	-	-	-	13	1.4	-

## GREG FOSTER - 6-11, 250 - TEXAS-EL PASO

OCTOBER 3, 1968

### REGULAR SEASON

G	Min.	FG	FGA	Pct.	3FG	3FGA	PCT	FT	FTA	Pct.	Off.	Def.	Tot.	Ast.	PF	Dq.	StL.	TO	Blk.	Pts.	Avg.	Hi	
2000-01	62	451	56	133	.421	3	-	.333	10	14	.714	29	83	112	32	76	0	9	25	12	125	2.0	13

### PLAYOFFS

G	Min.	FG	FGA	Pct.	3FG	3FGA	PCT	FT	FTA	Pct.	Off.	Def.	Tot.	Ast.	PF	Dq.	StL.	TO	Blk.	Pts.	Avg.	Hi	
2000-01	1	3	0	0	.000	0	0	.000	0	0	-	1	1	0	-	-	-	0	0	0	0.0	0.0	-

# ALL-TIME ROSTER WITH STATISTICS

## LARRY FOUST - 6-9, 250 - LA SALLE

JUNE 24, 1928

### REGULAR SEASON

G	Min.	FG	FGA	Pct.	3FG	3FGA	PCT	FT	FTA	Pct.	Off.	Def.	Tot.	Ast.	PF	Dq.	StL.	TO	Blk.	Pts.	Avg.	Hi
1957-58	72	2200	391	982	.398	-	-	-	428	566	.756	-	-	876	108	299	11	-	-	1210	16.8	-
1958-59	72	1933	301	771	.390	-	-	-	280	366	.765	-	-	627	91	233	5	-	-	882	12.3	-
1959-60*	72	1964	312	766	.407	-	-	-	253	320	.791	-	-	621	96	241	7	-	-	877	12.2	-
<b>TOT</b>	<b>216</b>	<b>6097</b>	<b>1004</b>	<b>2519</b>	<b>.399</b>	<b>-</b>	<b>-</b>	<b>-</b>	<b>961</b>	<b>1252</b>	<b>.768</b>	<b>-</b>	<b>-</b>	<b>2124</b>	<b>295</b>	<b>773</b>	<b>23</b>	<b>-</b>	<b>-</b>	<b>2969</b>	<b>13.7</b>	<b>-</b>

### PLAYOFFS

G	Min.	FG	FGA	Pct.	3FG	3FGA	PCT	FT	FTA	Pct.	Off.	Def.	Tot.	Ast.	PF	Dq.	StL.	TO	Blk.	Pts.	Avg.	Hi
1958-59	13	404	56	134	.418	-	-	-	41	50	.820	-	-	136	12	-	-	-	-	153	11.8	-

## RICK FOX - 6-7, 235 - NORTH CAROLINA

JULY 24, 1969

### REGULAR SEASON

G	Min.	FG	FGA	Pct.	3FG	3FGA	PCT	FT	FTA	Pct.	Off.	Def.	Tot.	Ast.	PF	Dq.	StL.	TO	Blk.	Pts.	Avg.	Hi	
1997-98	82	2709	363	771	.471	86	265	.325	171	230	.743	78	280	358	276	309	4	100	201	48	983	12.0	31
1998-99	44	944	148	330	.448	32	95	.337	66	89	.742	26	63	89	89	114	1	28	56	10	394	9.0	24
1999-00	82	1473	206	498	.414	59	181	.326	63	78	.808	63	135	198	138	203	1	52	87	26	534	6.5	20
2000-01	82	2291	287	646	.444	118	300	.393	95	122	.779	80	245	325	262	225	1	70	136	29	787	9.6	22
2001-02	82	2289	255	605	.421	65	208	.313	70	85	.824	90	299	389	283	244	2	67	132	21	645	7.9	18
2002-03	76	2181	262	621	.422	105	280	.375	52	69	.754	64	259	323	253	215	4	69	121	14	681	9.0	23
2003-04	38	846	73	186	.392	15	61	.246	22	30	.733	29	73	102	98	99	2	29	48	4	183	4.8	11
<b>TOT</b>	<b>486</b>	<b>12733</b>	<b>1594</b>	<b>3657</b>	<b>.436</b>	<b>480</b>	<b>1390</b>	<b>.345</b>	<b>539</b>	<b>703</b>	<b>.767</b>	<b>430</b>	<b>1354</b>	<b>1784</b>	<b>1399</b>	<b>1409</b>	<b>15</b>	<b>415</b>	<b>781</b>	<b>152</b>	<b>4207</b>	<b>8.7</b>	<b>-</b>

### PLAYOFFS

G	Min.	FG	FGA	Pct.	3FG	3FGA	PCT	FT	FTA	Pct.	Off.	Def.	Tot.	Ast.	PF	Dq.	StL.	TO	Blk.	Pts.	Avg.	Hi
1997-98	13	428	51	114	.447	21	53	.396	19	23	.826	18	40	58	51	-	11	21	3	142	10.9	-
1998-99	8	181	24	60	.400	4	21	.190	1	1	1.000	9	13	22	12	-	4	14	5	53	6.6	-
1999-00	23	331	33	73	.452	18	39	.462	16	21	.762	11	27	38	28	-	9	16	0	100	4.3	-
2000-01	16	573	58	129	.450	18	57	.316	26	30	.867	13	66	79	57	-	31	36	7	160	10.0	-
2001-02	19	652	67	139	.482	15	43	.349	37	49	.755	24	78	102	64	-	21	45	6	186	9.8	-
2002-03	4	79	8	18	.444	5	10	.500	3	4	.750	2	4	6	7	-	1	4	1	24	6.0	-
2003-04	16	145	8	20	.400	1	7	.143	1	2	.500	6	17	23	18	-	3	9	2	18	1.1	-
<b>TOT</b>	<b>99</b>	<b>2389</b>	<b>249</b>	<b>553</b>	<b>.450</b>	<b>82</b>	<b>230</b>	<b>.357</b>	<b>103</b>	<b>130</b>	<b>.792</b>	<b>83</b>	<b>245</b>	<b>328</b>	<b>237</b>	<b>-</b>	<b>80</b>	<b>145</b>	<b>24</b>	<b>683</b>	<b>6.9</b>	<b>-</b>

## DONNIE FREEMAN - 6-3, 185 - ILLINOIS

JULY 18, 1944

### REGULAR SEASON

G	Min.	FG	FGA	Pct.	3FG	3FGA	PCT	FT	FTA	Pct.	Off.	Def.	Tot.	Ast.	PF	Dq.	StL.	TO	Blk.	Pts.	Avg.	Hi	
1975-76	64	1480	263	606	.434	-	-	-	163	199	.819	72	108	180	171	160	1	57	-	11	689	10.8	25

## JAMES FRITSCHER - 6-8, 210 - HAMLINE

DECEMBER 10, 1931

### REGULAR SEASON

G	Min.	FG	FGA	Pct.	3FG	3FGA	PCT	FT	FTA	Pct.	Off.	Def.	Tot.	Ast.	PF	Dq.	StL.	TO	Blk.	Pts.	Avg.	Hi
1933-34*	68	1221	116	379	.306	-	-	-	49	68	.721	-	-	217	73	103	0	-	-	281	4.1	-

## CHANNING FRYE - 6-11, 255 - ARIZONA

MAY 17, 1983

### REGULAR SEASON

G	Min.	FG	FGA	Pct.	3FG	3FGA	PCT	FT	FTA	Pct.	Off.	Def.	Tot.	Ast.	PF	Dq.	StL.	TO	Blk.	Pts.	Avg.	Hi	
2017-18	9	150	20	43	.465	9	25	.360	3	4	.750	2	23	25	10	15	0	1	4	1	52	5.8	19

## EARL "RED" GARDNER - 6-3, 195 - DEPAUW

SEPTEMBER 18, 1923

### REGULAR SEASON

G	Min.	FG	FGA	Pct.	3FG	3FGA	PCT	FT	FTA	Pct.	Off.	Def.	Tot.	Ast.	PF	Dq.	StL.	TO	Blk.	Pts.	Avg.	Hi	
1948-49	50	-	38	101	.376	-	-	-	13	28	.464	-	-	-	19	50	-	-	-	-	89	1.8	-

## DICK GARMAKER - 6-3, 205 - MINNESOTA

OCTOBER 29, 1932

### REGULAR SEASON

G	Min.	FG	FGA	Pct.	3FG	3FGA	PCT	FT	FTA	Pct.	Off.	Def.	Tot.	Ast.	PF	Dq.	StL.	TO	Blk.	Pts.	Avg.	Hi
1955-56	68	870	138	373	.370	-	-	-	112	139	.806	-	-	132	104	127	0	-	-	388	5.7	-
1956-57	72	2406	406	1015	.400	-	-	-	365	435	.839	-	-	336	190	199	1	-	-	1177	16.3	-
1957-58	68	2216	390	988	.395	-	-	-	314	411	.764	-	-	365	183	190	2	-	-	1094	16.1	-
1958-59	72	2493	350	885	.395	-	-	-	284	368	.772	-	-	325	211	226	3	-	-	984	13.7	-
1959-60	44	1187	198	525	.377	-	-	-	117	163	.718	-	-	189	133	126	-	-	-	513	11.7	-
<b>TOT</b>	<b>324</b>	<b>9172</b>	<b>1482</b>	<b>3786</b>	<b>.391</b>	<b>-</b>	<b>-</b>	<b>-</b>	<b>1192</b>	<b>1516</b>	<b>.786</b>	<b>-</b>	<b>-</b>	<b>1347</b>	<b>821</b>	<b>868</b>	<b>6</b>	<b>-</b>	<b>-</b>	<b>4156</b>	<b>12.8</b>	<b>-</b>

### PLAYOFFS

G	Min.	FG	FGA	Pct.	3FG	3FGA	PCT	FT	FTA	Pct.	Off.	Def.	Tot.	Ast.	PF	Dq.	StL.	TO	Blk.	Pts.	Avg.	Hi
1955-56	3	42	7	19	.368	-	-	-	16	17	.941	-	8	11	-	-	-	-	-	30	10.0	-
1956-57	5	187	19	69	.275	-	-	-	27	32	.844	-	35	17	-	-	-	-	-	65	13.0	-
1958-59	13	439	70	165	.424	-	-	-	49	63	.778	-	55	39	-	-	-	-	-	189	14.5	-
<b>TOT</b>	<b>21</b>	<b>668</b>	<b>96</b>	<b>253</b>	<b>.379</b>	<b>-</b>	<b>-</b>	<b>-</b>	<b>92</b>	<b>112</b>	<b>.821</b>	<b>-</b>	<b>98</b>	<b>67</b>	<b>-</b>	<b>-</b>	<b>-</b>	<b>-</b>	<b>-</b>	<b>284</b>	<b>13.5</b>	<b>-</b>

## CALVIN GARRETT - 6-7, 190 - ORAL ROBERTS

JULY 11, 1956

### REGULAR SEASON

G	Min.	FG	FGA	Pct.	3FG	3FGA	PCT	FT	FTA	Pct.	Off.	Def.	Tot.	Ast.	PF	Dq.	StL.	TO	Blk.	Pts.	Avg.	Hi	
1983-84	41	478	78	152	.513	2	6	.333	30	39	.769	24	47	71	31	62	2	12	34	2	188	4.6	16

## DICK GARRETT - 6-3, 185 - SOUTHERN ILLINOIS

JANUARY 31, 1947

### REGULAR SEASON

G	Min.	FG	FGA	Pct.	3FG	3FGA	PCT	FT	FTA	Pct.	Off.	Def.	Tot.	Ast.	PF	Dq.	StL.	TO	Blk.	Pts.	Avg.	Hi
1969-70	73	2318	354	816	.434	-	-	-	138	162	.852	-	-	235	180	236	5	-	-	846	11.6	-

### PLAYOFFS

G	Min.	FG	FGA	Pct.	3FG	3FGA	PCT	FT	FTA	Pct.	Off.	Def.	Tot.	Ast.	PF	Dq.	StL.	TO	Blk.	Pts.	Avg.	Hi
1969-70	18	595	101	198	.510	-	-</															

# ALL-TIME ROSTER WITH STATISTICS

## PAU GASOL - 7-0, 275 - SPAIN

JULY 6, 1980

### REGULAR SEASON

	G	Min.	FG	FGA	Pct.	3FG	3FGA	PCT	FT	FTA	Pct.	Off.	Def.	Tot.	Ast.	PF	Do.	StL.	TO	Blk.	Pts.	Avg.	HI
2007-08	27	918	196	333	.589	0	1	.000	116	147	.789	61	150	211	95	54	0	14	44	42	508	18.8	31
2008-09	81	2999	592	1045	.567	1	2	.500	343	439	.781	262	518	780	284	172	0	52	157	81	1528	18.9	36
2009-10	65	2403	452	844	.536	0	5	.000	286	362	.790	243	491	734	218	152	0	37	143	113	1190	18.3	32
2010-11	82	3037	593	1120	.529	1	3	.333	354	430	.823	268	568	836	273	203	2	48	142	130	1541	18.8	34
2011-12	65	2430	459	917	.501	7	27	.259	204	261	.782	183	495	678	238	127	0	37	142	88	1129	17.4	30
2012-13	49	1655	270	579	.466	8	28	.286	125	178	.702	111	310	421	200	93	0	24	104	61	673	13.7	26
2013-14	60	1884	425	885	.480	4	14	.286	187	254	.736	124	456	580	201	124	0	27	141	92	1041	17.4	29
<b>TOT</b>	<b>429</b>	<b>15326</b>	<b>2987</b>	<b>5723</b>	<b>.522</b>	<b>21</b>	<b>80</b>	<b>.263</b>	<b>1615</b>	<b>2071</b>	<b>.780</b>	<b>1252</b>	<b>2988</b>	<b>4240</b>	<b>1508</b>	<b>925</b>	<b>2</b>	<b>239</b>	<b>873</b>	<b>607</b>	<b>7610</b>	<b>17.7</b>	<b>-</b>

### PLAYOFFS

	G	Min.	FG	FGA	Pct.	3FG	3FGA	PCT	FT	FTA	Pct.	Off.	Def.	Tot.	Ast.	PF	Do.	StL.	TO	Blk.	Pts.	Avg.	HI
2007-08	21	836	141	266	.530	0	0	-	72	104	.692	55	140	195	83	60	0	11	44	40	354	16.9	-
2008-09	23	931	160	276	.580	0	0	-	100	140	.714	68	181	249	58	69	0	19	44	45	420	18.3	-
2009-10	25	943	165	306	.539	0	3	.000	120	158	.759	92	163	255	81	63	1	9	44	48	450	19.6	-
2010-11	10	358	47	112	.420	1	2	.500	36	45	.800	32	46	78	38	33	1	4	17	17	131	13.1	-
2011-12	12	444	62	143	.434	2	5	.400	24	29	.828	38	76	114	44	36	0	6	20	25	150	12.5	-
2012-13	4	146	25	52	.481	0	0	-	6	11	.545	7	39	46	26	4	0	2	13	3	56	14.0	-
<b>TOT</b>	<b>93</b>	<b>3628</b>	<b>600</b>	<b>1155</b>	<b>.519</b>	<b>3</b>	<b>10</b>	<b>.300</b>	<b>358</b>	<b>487</b>	<b>.735</b>	<b>292</b>	<b>645</b>	<b>937</b>	<b>330</b>	<b>265</b>	<b>2</b>	<b>51</b>	<b>182</b>	<b>178</b>	<b>1561</b>	<b>16.8</b>	<b>-</b>

## DEVEAN GEORGE - 6-8, 235 - AUGSBURG

AUGUST 29, 1977

### REGULAR SEASON

	G	Min.	FG	FGA	Pct.	3FG	3FGA	PCT	FT	FTA	Pct.	Off.	Def.	Tot.	Ast.	PF	Do.	StL.	TO	Blk.	Pts.	Avg.	HI
1999-00	49	345	56	144	.389	16	47	.340	27	41	.659	29	46	75	12	54	0	10	21	4	155	3.2	14
2000-01	59	593	64	207	.309	15	68	.221	39	55	.709	35	75	110	19	87	1	15	34	15	182	3.1	10
2001-02	82	1759	215	523	.411	66	178	.371	85	126	.675	78	225	303	111	190	3	71	66	42	581	7.1	17
2002-03	71	1613	180	461	.390	49	132	.371	83	105	.790	91	195	286	92	63	2	56	65	38	492	6.9	25
2003-04	82	1951	233	571	.408	65	186	.349	73	96	.760	87	245	332	112	189	4	81	88	38	604	7.4	24
2004-05	15	406	37	104	.356	21	58	.362	15	20	.750	13	40	53	14	32	1	8	12	2	114	7.6	18
2005-06	71	1542	170	425	.400	50	160	.313	58	86	.674	82	192	274	68	159	1	66	54	34	448	6.3	21
<b>TOT</b>	<b>429</b>	<b>8109</b>	<b>955</b>	<b>2435</b>	<b>.392</b>	<b>282</b>	<b>829</b>	<b>.340</b>	<b>380</b>	<b>529</b>	<b>.718</b>	<b>415</b>	<b>1018</b>	<b>1433</b>	<b>428</b>	<b>891</b>	<b>12</b>	<b>307</b>	<b>340</b>	<b>173</b>	<b>2572</b>	<b>6.0</b>	<b>-</b>

### PLAYOFFS

	G	Min.	FG	FGA	Pct.	3FG	3FGA	PCT	FT	FTA	Pct.	Off.	Def.	Tot.	Ast.	PF	Do.	StL.	TO	Blk.	Pts.	Avg.	HI
1999-00	9	45	7	19	.368	2	10	.200	6	11	.545	4	6	10	2	-	-	1	3	0	22	2.4	-
2000-01	7	27	6	12	.500	1	2	.500	1	2	.500	3	2	5	1	-	-	0	3	0	14	2.0	-
2001-02	19	327	38	104	.365	8	35	.229	11	15	.733	24	44	68	11	-	-	11	12	4	95	5.0	-
2002-03	11	318	35	78	.449	10	30	.333	8	9	.889	11	38	49	24	-	-	11	12	4	88	8.0	-
2003-04	22	470	43	100	.430	22	59	.373	13	20	.650	11	39	50	11	-	-	21	11	8	121	5.5	-
2005-06	7	121	13	34	.382	9	21	.429	2	5	.400	2	14	16	4	-	-	4	0	1	37	5.3	-
<b>TOT</b>	<b>75</b>	<b>1308</b>	<b>142</b>	<b>347</b>	<b>.409</b>	<b>52</b>	<b>157</b>	<b>.331</b>	<b>41</b>	<b>62</b>	<b>.661</b>	<b>55</b>	<b>143</b>	<b>198</b>	<b>53</b>	<b>-</b>	<b>-</b>	<b>48</b>	<b>41</b>	<b>23</b>	<b>377</b>	<b>5.0</b>	<b>-</b>

## MEL GIBSON - 6-3, 180 - WESTERN CAROLINA

DECEMBER 31, 1940

### REGULAR SEASON

	G	Min.	FG	FGA	Pct.	3FG	3FGA	PCT	FT	FTA	Pct.	Off.	Def.	Tot.	Ast.	PF	Do.	StL.	TO	Blk.	Pts.	Avg.	HI
1963-64	9	53	6	20	.300	-	-	-	1	2	.500	-	-	4	6	10	0	-	-	-	13	1.4	-

## NORMIE GLICK - 6-7, 205 - LOYOLA MARYMOUNT

NOVEMBER 10, 1927

### REGULAR SEASON

	G	Min.	FG	FGA	Pct.	3FG	3FGA	PCT	FT	FTA	Pct.	Off.	Def.	Tot.	Ast.	PF	Do.	StL.	TO	Blk.	Pts.	Avg.	HI
1949-50	1	-	1	1	1.000	-	-	-	0	0	-	-	-	-	1	2	-	-	-	-	2	2.0	-

## GAIL GOODRICH - 6-1, 170 - UCLA

APRIL 23, 1943

### REGULAR SEASON

	G	Min.	FG	FGA	Pct.	3FG	3FGA	PCT	FT	FTA	Pct.	Off.	Def.	Tot.	Ast.	PF	Do.	StL.	TO	Blk.	Pts.	Avg.	HI
1965-66	65	1008	203	503	.404	-	-	-	103	149	.691	-	-	130	103	1	-	-	-	-	509	7.8	-
1966-67	77	1780	352	776	.454	-	-	-	253	337	.751	-	-	251	210	294	3	-	-	-	957	12.4	-
1967-68	79	2057	395	812	.486	-	-	-	302	392	.770	-	-	199	205	228	2	-	-	-	1092	13.8	-
1970-71	79	2808	558	1174	.475	-	-	-	264	343	.770	-	-	260	380	258	3	-	-	-	1380	17.5	-
1971-72	82	3040	826	1695	.487	-	-	-	475	559	.850	-	-	295	365	210	0	-	-	-	2127	25.9	-
1972-73	76	2697	750	1615	.464	-	-	-	314	374	.840	-	-	263	332	193	1	-	-	-	1814	23.9	-
1973-74	82	3061	784	1773	.442	-	-	-	508	588	.864	95	155	250	427	227	3	126	-	12	2076	25.3	49
1974-75	72	2668	656	1429	.459	-	-	-	318	378	.841	96	123	219	420	214	1	102	-	6	1630	22.6	53
1975-76	75	2646	583	1321	.441	-	-	-	293	346	.847	94	120	214	421	238	3	123	-	17	1459	19.5	37
<b>TOT</b>	<b>687</b>	<b>21765</b>	<b>5107</b>	<b>11098</b>	<b>.460</b>	<b>-</b>	<b>-</b>	<b>-</b>	<b>2830</b>	<b>3466</b>	<b>.817</b>	<b>285</b>	<b>398</b>	<b>2081</b>	<b>2863</b>	<b>1865</b>	<b>17</b>	<b>351</b>	<b>-</b>	<b>35</b>	<b>13044</b>	<b>19.0</b>	<b>-</b>

### PLAYOFFS

	G	Min.	FG	FGA	Pct.	3FG	3FGA	PCT	FT	FTA	Pct.	Off.	Def.	Tot.	Ast.	PF	Do.	StL.	TO	Blk.	Pts.	Avg.	HI
1965-66	11	290	43	92	.467	-	-	-	29	43	.674	-	-	42	33	-	-	-	-	-	115	10.5	-
1966-67	3	81	11	31	.355	-	-	-	11	18	.611	-	-	9	10	-	-	-	-	-	33	11.0	-
1967-68	10	100	23	47	.489	-	-	-	14	18	.778	-	-	14	-	-	-	-	-	-	60	6.0	-
1970-71	12	518	105	247	.425	-	-	-	95	113	.841	-	-	38	91	-	-	-	-	-	305	25.4	-
1971-72	15	575	130	292	.445	-	-	-	97	108	.898	-	-	38	50	-	-	-	-	-	357	23.8	-
1972-73	17	604	139	310	.448	-	-	-	62	79	.785	-	-	61	67	-	-	-	-	-	340	20.0	-
1973-74	5	189	35	90	.389	-	-	-	28	33	.848	-	-	16	30	-	-	-	-	-	98	19.6	-
<b>TOT</b>	<b>73</b>	<b>2357</b>	<b>486</b>	<b>1109</b>	<b>.438</b>	<b>-</b>	<b>-</b>	<b>-</b>	<b>336</b>	<b>412</b>	<b>.816</b>	<b>-</b>	<b>-</b>	<b>218</b>	<b>295</b>	<b>-</b>	<b>-</b>	<b>-</b>	<b>-</b>	<b>1308</b>	<b>17.9</b>	<b>-</b>	

# ALL-TIME ROSTER WITH STATISTICS

## ANDREW GOUELOCK - 6-3, 200 - COLLEGE OF CHARLESTON

DECEMBER 7, 1988

### REGULAR SEASON

	G	Min.	FG	FGA	Pct.	3FG	3FGA	PCT	FT	FTA	Pct.	Off.	Def.	Tot.	Ast.	PF	Do.	StL.	TO	Blk.	Pts.	Avg.	Hi
2011-12	40	419	68	174	.391	28	75	.373	11	12	.917	5	26	31	20	32	0	4	21	0	175	4.4	14
2012-13	1	6	0	2	.000	0	0	-	0	0	-	1	0	1	0	0	0	0	0	0	0	0.0	0
<b>TOT</b>	<b>41</b>	<b>425</b>	<b>68</b>	<b>176</b>	<b>.386</b>	<b>28</b>	<b>75</b>	<b>.373</b>	<b>11</b>	<b>12</b>	<b>.917</b>	<b>6</b>	<b>26</b>	<b>32</b>	<b>20</b>	<b>32</b>	<b>0</b>	<b>4</b>	<b>21</b>	<b>0</b>	<b>175</b>	<b>4.3</b>	<b>-</b>

### PLAYOFFS

	G	Min.	FG	FGA	Pct.	3FG	3FGA	PCT	FT	FTA	Pct.	Off.	Def.	Tot.	Ast.	PF	Do.	StL.	TO	Blk.	Pts.	Avg.	Hi
2011-12	4	10	2	3	.667	1	1	1.000	0	0	-	0	1	1	0	1	0	0	0	0	5	1.3	-
2012-13	3	80	16	36	.444	2	10	.200	2	2	1.000	1	4	5	3	7	0	5	4	0	36	12.0	-
<b>TOT</b>	<b>7</b>	<b>90</b>	<b>18</b>	<b>39</b>	<b>.462</b>	<b>3</b>	<b>11</b>	<b>.273</b>	<b>2</b>	<b>2</b>	<b>1.000</b>	<b>1</b>	<b>5</b>	<b>6</b>	<b>3</b>	<b>8</b>	<b>0</b>	<b>5</b>	<b>4</b>	<b>0</b>	<b>41</b>	<b>5.9</b>	<b>-</b>

## BRIAN GRANT - 6-9, 254 - XAVIER

MARCH 5, 1972

### REGULAR SEASON

	G	Min.	FG	FGA	Pct.	3FG	3FGA	PCT	FT	FTA	Pct.	Off.	Def.	Tot.	Ast.	PF	Do.	StL.	TO	Blk.	Pts.	Avg.	Hi
2004-05	69	1136	103	209	.493	0	0	-	57	79	.722	101	156	257	34	175	2	23	43	23	263	3.8	13

## BUD GRANT - 6-3, 195 - MINNESOTA

MAY 20, 1927

### REGULAR SEASON

	G	Min.	FG	FGA	Pct.	3FG	3FGA	PCT	FT	FTA	Pct.	Off.	Def.	Tot.	Ast.	PF	Do.	StL.	TO	Blk.	Pts.	Avg.	Hi
1949-50	35	-	42	115	.365	-	-	-	7	17	.412	-	-	-	19	36	-	-	-	-	91	2.6	-
1950-51	61	-	53	184	.288	-	-	-	52	83	.627	-	-	-	115	71	106	0	-	-	158	2.6	-
<b>TOT</b>	<b>96</b>	<b>-</b>	<b>95</b>	<b>299</b>	<b>.318</b>	<b>-</b>	<b>-</b>	<b>-</b>	<b>59</b>	<b>100</b>	<b>.590</b>	<b>-</b>	<b>-</b>	<b>-</b>	<b>115</b>	<b>90</b>	<b>142</b>	<b>0</b>	<b>-</b>	<b>-</b>	<b>249</b>	<b>2.6</b>	<b>-</b>

### PLAYOFFS

	G	Min.	FG	FGA	Pct.	3FG	3FGA	PCT	FT	FTA	Pct.	Off.	Def.	Tot.	Ast.	PF	Do.	StL.	TO	Blk.	Pts.	Avg.	Hi
1949-50	11	-	18	45	.400	-	-	-	7	14	.500	-	-	-	7	25	-	-	-	-	43	3.9	-
1950-51	6	-	4	11	.364	-	-	-	3	3	1.000	-	-	-	0	12	-	-	-	-	11	1.8	-
<b>TOT</b>	<b>17</b>	<b>-</b>	<b>22</b>	<b>56</b>	<b>.393</b>	<b>-</b>	<b>-</b>	<b>-</b>	<b>10</b>	<b>17</b>	<b>.588</b>	<b>-</b>	<b>-</b>	<b>-</b>	<b>7</b>	<b>37</b>	<b>-</b>	<b>-</b>	<b>-</b>	<b>-</b>	<b>54</b>	<b>3.2</b>	<b>-</b>

## HORACE GRANT - 6-10, 245 - CLEMSON

JULY 4, 1965

### REGULAR SEASON

	G	Min.	FG	FGA	Pct.	3FG	3FGA	PCT	FT	FTA	Pct.	Off.	Def.	Tot.	Ast.	PF	Do.	StL.	TO	Blk.	Pts.	Avg.	Hi
2000-01	77	2390	263	569	.462	0	3	.000	131	169	.775	220	325	545	121	181	2	51	48	61	657	8.5	19
2003-04	55	1106	92	224	.411	0	1	.000	39	54	.722	79	154	233	71	70	1	24	29	21	223	4.1	14
<b>TOT</b>	<b>132</b>	<b>3496</b>	<b>355</b>	<b>793</b>	<b>.448</b>	<b>0</b>	<b>4</b>	<b>.000</b>	<b>170</b>	<b>223</b>	<b>.762</b>	<b>299</b>	<b>479</b>	<b>778</b>	<b>192</b>	<b>251</b>	<b>3</b>	<b>75</b>	<b>77</b>	<b>82</b>	<b>880</b>	<b>6.7</b>	<b>-</b>

### PLAYOFFS

	G	Min.	FG	FGA	Pct.	3FG	3FGA	PCT	FT	FTA	Pct.	Off.	Def.	Tot.	Ast.	PF	Do.	StL.	TO	Blk.	Pts.	Avg.	Hi
2000-01	16	423	37	96	.385	0	0	-	22	30	.733	40	56	96	19	-	-	15	15	13	96	6.0	-

## TRAVIS GRANT - 6-8, 215 - KENTUCKY STATE

JANUARY 1, 1950

### REGULAR SEASON

	G	Min.	FG	FGA	Pct.	3FG	3FGA	PCT	FT	FTA	Pct.	Off.	Def.	Tot.	Ast.	PF	Do.	StL.	TO	Blk.	Pts.	Avg.	Hi
1972-73	33	153	51	116	.440	-	-	-	23	26	.885	-	-	52	7	19	0	-	-	-	125	3.8	-
1973-74	3	6	1	4	.250	-	-	-	1	3	.333	0	1	1	0	1	0	0	-	0	3	1.0	3
<b>TOT</b>	<b>36</b>	<b>159</b>	<b>52</b>	<b>120</b>	<b>.433</b>	<b>-</b>	<b>-</b>	<b>-</b>	<b>24</b>	<b>29</b>	<b>.828</b>	<b>0</b>	<b>1</b>	<b>53</b>	<b>7</b>	<b>20</b>	<b>0</b>	<b>0</b>	<b>-</b>	<b>0</b>	<b>128</b>	<b>3.6</b>	<b>-</b>

### PLAYOFFS

	G	Min.	FG	FGA	Pct.	3FG	3FGA	PCT	FT	FTA	Pct.	Off.	Def.	Tot.	Ast.	PF	Do.	StL.	TO	Blk.	Pts.	Avg.	Hi
1972-73	2	11	4	6	.667	-	-	-	0	0	-	-	-	4	0	-	-	-	-	-	8	4.0	-

## A.C. GREEN - 6-9, 230 - OREGON STATE

OCTOBER 4, 1963

### REGULAR SEASON

	G	Min.	FG	FGA	Pct.	3FG	3FGA	PCT	FT	FTA	Pct.	Off.	Def.	Tot.	Ast.	PF	Do.	StL.	TO	Blk.	Pts.	Avg.	Hi
1985-86	82	1542	209	388	.539	1	6	.167	102	167	.611	160	221	381	54	229	2	49	99	49	521	6.4	21
1986-87	79	2240	316	587	.538	0	5	.000	220	282	.780	210	405	615	84	171	0	70	102	80	852	10.8	26
1987-88	82	2636	322	640	.503	0	2	.000	293	379	.773	245	465	710	93	204	0	87	120	45	937	11.4	28
1988-89	82	2510	401	758	.529	4	17	.235	282	359	.786	258	481	739	103	172	0	94	119	55	1088	13.3	33
1989-90	82	2709	385	806	.478	13	46	.283	278	370	.751	262	450	712	90	207	0	66	116	50	1061	12.9	27
1990-91	82	2164	258	542	.476	11	55	.200	223	302	.738	201	315	516	71	117	0	59	99	23	750	9.1	21
1991-92	82	2902	382	803	.476	12	56	.214	340	457	.744	306	456	762	117	141	0	91	111	36	1116	13.6	28
1992-93	82	2819	379	706	.537	16	46	.348	277	375	.739	287	424	711	116	149	0	88	116	39	1051	12.8	30
1999-00	82	1929	173	387	.447	1	4	.250	66	95	.695	160	326	486	80	127	0	53	53	18	413	5.0	14
<b>TOT</b>	<b>735</b>	<b>21451</b>	<b>2825</b>	<b>5617</b>	<b>.503</b>	<b>58</b>	<b>237</b>	<b>.248</b>	<b>2081</b>	<b>2786</b>	<b>.747</b>	<b>2089</b>	<b>3543</b>	<b>5632</b>	<b>808</b>	<b>1517</b>	<b>2</b>	<b>657</b>	<b>935</b>	<b>395</b>	<b>7789</b>	<b>10.6</b>	<b>-</b>

### PLAYOFFS

	G	Min.	FG	FGA	Pct.	3FG	3FGA	PCT	FT	FTA	Pct.	Off.	Def.	Tot.	Ast.	PF	Do.	StL.	TO	Blk.	Pts.	Avg.	Hi
1985-86	9	106	9	17	.529	0	0	-	4	9	.444	3	13	16	0	-	-	1	4	3	22	2.4	-
1986-87	18	505	71	130	.546	0	0	-	65	87	.747	54	88	142	11	-	-	9	17	8	207	11.5	-
1987-88	24	726	92	169	.544	0	0	-	55	73	.753	57	118	175	20	-	-	11	26	12	239	10.0	-
1988-89	15	502	47	114	.412	0	3	.000	58	76	.763	38	99	137	18	-	-	16	23	6	152	10.1	-
1989-90	9	252	41	79	.519	0	0	-	24	32	.750	34	47	81	9	-	-	5	14	4	106	11.8	-
1990-91	19	400	41	97	.423	4	8	.500	38	54	.704	46	56	102	9	-	-	12	19	3	124	6.5	-
1991-92	4	153	16	39	.410	0	0	-	19	23	.826	15	21	36	7	-	-	7	5	0	51	12.8	-
1992-93	5	220	18	42	.429	0	5	.000	13	21	.619	26	47	73	13	-	-	7	9	3	49	9.8	-
1999-00	23	429	37	90	.411	0	0	-	16	23	.696	43	53	96	13	-	-	14	9	3	90	3.9	

# ALL-TIME ROSTER WITH STATISTICS

## JERRY GROTE - 6-4, 215 - LMU

DECEMBER 28, 1940

### REGULAR SEASON

G	Min.	FG	FGA	Pct.	3FG	3FGA	PCT	FT	FTA	Pct.	Off.	Def.	Tot.	Ast.	PF	Dq.	StL.	TO	Blk.	Pts.	Avg.	HI
1964-65	11	33	6	11	.545	-	-	2	2	1.000	-	-	4	4	5	0	-	-	14	1.3	-	

## PETUR GUDMUNDSSON - 7-2, 260 - WASHINGTON

OCTOBER 30, 1958

### REGULAR SEASON

G	Min.	FG	FGA	Pct.	3FG	3FGA	PCT	FT	FTA	Pct.	Off.	Def.	Tot.	Ast.	PF	Dq.	StL.	TO	Blk.	Pts.	Avg.	HI
1985-86	8	128	20	37	.541	0	0	18	27	.667	17	21	38	3	25	1	3	11	4	58	7.3	15

### PLAYOFFS

G	Min.	FG	FGA	Pct.	3FG	3FGA	PCT	FT	FTA	Pct.	Off.	Def.	Tot.	Ast.	PF	Dq.	StL.	TO	Blk.	Pts.	Avg.	HI
1985-86	12	111	16	27	.593	0	2	.000	10	15	.667	8	18	26	3	-	3	10	4	42	3.5	-

## HAPPY HAIRSTON - 6-7, 225 - NEW YORK UNIVERSITY

MAY 31, 1942

### REGULAR SEASON

G	Min.	FG	FGA	Pct.	3FG	3FGA	PCT	FT	FTA	Pct.	Off.	Def.	Tot.	Ast.	PF	Dq.	StL.	TO	Blk.	Pts.	Avg.	HI
1969-70	55	2145	426	870	.490	-	-	281	350	.803	-	-	687	110	194	9	-	-	-	1133	20.6	-
1970-71	80	2921	574	1233	.466	-	-	337	431	.782	-	-	797	168	256	2	-	-	-	1485	18.6	-
1971-72	80	2748	368	798	.461	-	-	311	399	.779	-	-	1045	193	251	2	-	-	-	1047	13.1	-
1972-73	28	939	158	328	.482	-	-	140	178	.787	-	-	370	68	77	0	-	-	-	456	16.3	-
1973-74	77	2634	385	759	.507	-	-	343	445	.771	335	705	1040	208	264	2	64	-	17	1113	14.5	29
1974-75	74	2283	271	536	.506	-	-	217	271	.801	304	642	946	173	218	2	52	-	11	759	10.3	21
TOT	395	13670	2182	4524	.482	-	-	1629	2074	.785	639	1347	4885	920	1260	17	116	-	28	5993	15.2	-

### PLAYOFFS

G	Min.	FG	FGA	Pct.	3FG	3FGA	PCT	FT	FTA	Pct.	Off.	Def.	Tot.	Ast.	PF	Dq.	StL.	TO	Blk.	Pts.	Avg.	HI
1969-70	16	296	47	108	.435	-	-	24	35	.686	-	-	76	20	-	-	-	-	-	118	7.4	-
1970-71	12	471	83	164	.506	-	-	38	50	.760	-	-	109	34	-	-	-	-	-	204	17.0	-
1971-72	15	577	74	168	.440	-	-	54	68	.794	-	-	197	31	-	-	-	-	-	202	13.5	-
1972-73	3	26	1	9	.111	-	-	6	8	.750	-	-	4	1	-	-	-	-	-	8	2.7	-
1973-74	5	172	15	36	.417	-	-	16	18	.889	-	-	52	19	-	-	-	-	-	46	9.2	-
TOT	51	1542	220	485	.454	-	-	138	179	.771	-	-	438	105	-	-	-	-	-	578	11.3	-

## JACK HALEY - 6-10, 240 - UCLA

JANUARY 27, 1964

### REGULAR SEASON

G	Min.	FG	FGA	Pct.	3FG	3FGA	PCT	FT	FTA	Pct.	Off.	Def.	Tot.	Ast.	PF	Dq.	StL.	TO	Blk.	Pts.	Avg.	HI
1991-92	49	394	31	84	.369	0	0	14	29	.483	31	64	95	7	75	0	7	25	8	76	1.6	11

### PLAYOFFS

G	Min.	FG	FGA	Pct.	3FG	3FGA	PCT	FT	FTA	Pct.	Off.	Def.	Tot.	Ast.	PF	Dq.	StL.	TO	Blk.	Pts.	Avg.	HI
1991-92	2	12	1	4	.250	0	0	0	0	-	1	0	1	1	-	-	0	0	0	2	1.0	-

## DENNIS HAMILTON - 6-8, 210 - ARIZONA STATE

MAY 8, 1944

### REGULAR SEASON

G	Min.	FG	FGA	Pct.	3FG	3FGA	PCT	FT	FTA	Pct.	Off.	Def.	Tot.	Ast.	PF	Dq.	StL.	TO	Blk.	Pts.	Avg.	HI
1967-68	44	378	54	108	.500	-	-	13	13	1.000	-	-	72	30	64	0	-	-	-	121	2.8	-

### PLAYOFFS

G	Min.	FG	FGA	Pct.	3FG	3FGA	PCT	FT	FTA	Pct.	Off.	Def.	Tot.	Ast.	PF	Dq.	StL.	TO	Blk.	Pts.	Avg.	HI
1967-68	2	11	1	3	.333	-	-	0	0	-	-	2	1	-	-	-	-	-	-	2	1.0	-

## STEVE HAMILTON - 6-7, 190 - MOREHEAD STATE

NOVEMBER 30, 1935

### REGULAR SEASON

G	Min.	FG	FGA	Pct.	3FG	3FGA	PCT	FT	FTA	Pct.	Off.	Def.	Tot.	Ast.	PF	Dq.	StL.	TO	Blk.	Pts.	Avg.	HI
1958-59	67	847	109	294	.371	-	-	74	109	.679	-	-	220	36	144	2	-	-	-	292	4.4	-
1959-60	15	247	29	77	.377	-	-	18	23	.783	-	-	58	7	39	1	-	-	-	76	5.1	-
TOT	82	1094	138	371	.372	-	-	92	132	.697	-	-	278	43	183	3	-	-	-	368	4.5	-

### PLAYOFFS

G	Min.	FG	FGA	Pct.	3FG	3FGA	PCT	FT	FTA	Pct.	Off.	Def.	Tot.	Ast.	PF	Dq.	StL.	TO	Blk.	Pts.	Avg.	HI
1958-59	10	87	12	43	.279	-	-	8	10	.800	-	-	35	5	-	-	-	-	-	32	3.2	-

## ALAN HARDY - 6-6 1/2, 195 - MICHIGAN

MAY 25, 1957

### REGULAR SEASON

G	Min.	FG	FGA	Pct.	3FG	3FGA	PCT	FT	FTA	Pct.	Off.	Def.	Tot.	Ast.	PF	Dq.	StL.	TO	Blk.	Pts.	Avg.	HI
1980-81	22	111	22	59	.373	0	0	7	10	.700	8	11	19	3	13	0	1	11	9	51	2.3	8

## DEREK HARPER - 6-4, 206 - ILLINOIS

OCTOBER 13, 1961

### REGULAR SEASON

G	Min.	FG	FGA	Pct.	3FG	3FGA	PCT	FT	FTA	Pct.	Off.	Def.	Tot.	Ast.	PF	Dq.	StL.	TO	Blk.	Pts.	Avg.	HI	
1998-99	45	1120	120	291	.412	43	117	.368	26	32	.813	13	54	67	187	66	0	44	52	4	309	6.9	20

### PLAYOFFS

G	Min.	FG	FGA	Pct.	3FG	3FGA	PCT	FT	FTA	Pct.	Off.	Def.	Tot.	Ast.	PF	Dq.	StL.	TO	Blk.	Pts.	Avg.	HI
1998-99	7	113	13	31	.419	1	10	.100	3	6	.500	1	9	10	15	-	2	4	0	30	4.3	-

# ALL-TIME ROSTER WITH STATISTICS

## RON HARPER - 6-6, 216 - MIAMI (OH)

JANUARY 20, 1964

### REGULAR SEASON

G	Min.	FG	FGA	Pct.	3FG	3FGA	PCT	FT	FTA	Pct.	Off.	Def.	Tot.	Ast.	PF	Dq.	StL.	TO	Blk.	Pts.	Avg.	HI	
1999-00	80	2042	212	531	.399	33	106	.311	100	147	680	96	241	337	270	164	0	85	132	39	557	7.0	18
2000-01	47	1139	127	271	.469	19	72	.264	34	48	708	46	120	166	113	70	0	39	62	25	307	6.5	21
<b>TOT</b>	<b>127</b>	<b>3181</b>	<b>339</b>	<b>802</b>	<b>.423</b>	<b>52</b>	<b>178</b>	<b>.292</b>	<b>134</b>	<b>195</b>	<b>687</b>	<b>142</b>	<b>361</b>	<b>503</b>	<b>383</b>	<b>234</b>	<b>0</b>	<b>124</b>	<b>194</b>	<b>64</b>	<b>864</b>	<b>6.8</b>	<b>-</b>

### PLAYOFFS

G	Min.	FG	FGA	Pct.	3FG	3FGA	PCT	FT	FTA	Pct.	Off.	Def.	Tot.	Ast.	PF	Dq.	StL.	TO	Blk.	Pts.	Avg.	HI	
1999-00	23	643	78	181	.431	9	39	.231	33	47	702	30	55	85	73	-	-	23	28	13	198	8.6	-
2000-01	6	42	5	10	.500	1	4	.250	2	3	667	1	7	8	4	-	-	4	1	1	13	2.2	-
<b>TOT</b>	<b>29</b>	<b>685</b>	<b>83</b>	<b>191</b>	<b>.435</b>	<b>10</b>	<b>43</b>	<b>.233</b>	<b>35</b>	<b>50</b>	<b>700</b>	<b>31</b>	<b>62</b>	<b>93</b>	<b>77</b>	<b>-</b>	<b>-</b>	<b>27</b>	<b>29</b>	<b>14</b>	<b>211</b>	<b>7.3</b>	<b>-</b>

## ELIAS HARRIS - 6-8, 239 - GONZAGA

JULY 6, 1989

### REGULAR SEASON

G	Min.	FG	FGA	Pct.	3FG	3FGA	PCT	FT	FTA	Pct.	Off.	Def.	Tot.	Ast.	PF	Dq.	StL.	TO	Blk.	Pts.	Avg.	HI
2013-14	2	11	0	1	.000	0	0	-	0	0	-	1	0	1	1	0	1	0	0	0	0.0	-

## MANNY HARRIS - 6-5, 185 - MICHIGAN

SEPTEMBER 21, 1989

### REGULAR SEASON

G	Min.	FG	FGA	Pct.	3FG	3FGA	PCT	FT	FTA	Pct.	Off.	Def.	Tot.	Ast.	PF	Dq.	StL.	TO	Blk.	Pts.	Avg.	HI	
2013-14	9	180	28	70	.400	7	20	.350	10	12	833	7	27	34	11	10	0	4	9	1	73	8.1	19

## BOB HARRISON - 6-1, 190 - MICHIGAN

AUGUST 12, 1927

### REGULAR SEASON

G	Min.	FG	FGA	Pct.	3FG	3FGA	PCT	FT	FTA	Pct.	Off.	Def.	Tot.	Ast.	PF	Dq.	StL.	TO	Blk.	Pts.	Avg.	HI	
1949-50	66	-	125	348	.359	-	-	-	50	74	.676	-	-	-	131	175	-	-	-	-	300	4.5	-
1950-51	68	-	150	432	.347	-	-	-	101	128	.789	-	-	-	172	195	218	5	-	-	401	5.9	-
1951-52	65	1712	156	487	.320	-	-	-	89	124	.718	-	-	-	160	188	203	9	-	-	401	6.2	-
1952-53	70	1643	195	518	.376	-	-	-	107	165	.648	-	-	-	153	166	264	16	-	-	497	7.1	-
1953-54*	64	1443	144	449	.321	-	-	-	94	158	.595	-	-	-	130	139	218	9	-	-	382	6.0	-
<b>TOT</b>	<b>333</b>	<b>4798</b>	<b>770</b>	<b>2234</b>	<b>.345</b>	<b>-</b>	<b>-</b>	<b>-</b>	<b>441</b>	<b>649</b>	<b>680</b>	<b>-</b>	<b>-</b>	<b>-</b>	<b>615</b>	<b>813</b>	<b>1078</b>	<b>39</b>	<b>-</b>	<b>-</b>	<b>1981</b>	<b>5.9</b>	<b>-</b>

### PLAYOFFS

G	Min.	FG	FGA	Pct.	3FG	3FGA	PCT	FT	FTA	Pct.	Off.	Def.	Tot.	Ast.	PF	Dq.	StL.	TO	Blk.	Pts.	Avg.	HI	
1949-50	12	-	16	37	.432	-	-	-	10	14	.714	-	-	-	12	34	-	-	-	-	42	3.5	-
1950-51	7	-	24	52	.462	-	-	-	6	8	.750	-	-	-	27	19	30	-	-	-	54	7.7	-
1951-52	12	235	30	68	.441	-	-	-	14	17	.824	-	-	-	20	24	39	-	-	-	74	6.2	-
1952-53	12	204	25	65	.385	-	-	-	10	20	.500	-	-	-	22	14	32	-	-	-	60	5.0	-
<b>TOT</b>	<b>43</b>	<b>439</b>	<b>95</b>	<b>222</b>	<b>.428</b>	<b>-</b>	<b>-</b>	<b>-</b>	<b>40</b>	<b>59</b>	<b>.678</b>	<b>-</b>	<b>-</b>	<b>-</b>	<b>69</b>	<b>135</b>	<b>-</b>	<b>-</b>	<b>-</b>	<b>-</b>	<b>230</b>	<b>5.3</b>	<b>-</b>

## JOSH HART - 6-8, 209 - VILLANOVA

MARCH 6, 1995

### REGULAR SEASON

G	Min.	FG	FGA	Pct.	3FG	3FGA	PCT	FT	FTA	Pct.	Off.	Def.	Tot.	Ast.	PF	Dq.	StL.	TO	Blk.	Pts.	Avg.	HI	
2017-18	63	1460	176	375	.469	78	197	.396	66	94	.702	42	221	263	80	107	1	47	47	16	496	7.9	30

## ANTONIO HARVEY - 6-11, 225 - PFEIFFER

JULY 9, 1970

### REGULAR SEASON

G	Min.	FG	FGA	Pct.	3FG	3FGA	PCT	FT	FTA	Pct.	Off.	Def.	Tot.	Ast.	PF	Dq.	StL.	TO	Blk.	Pts.	Avg.	HI	
1993-94	27	247	29	79	.367	0	0	-	12	26	.462	26	33	59	5	39	0	8	17	19	70	2.6	16
1994-95	59	572	77	176	.438	1	1	1.000	24	45	.533	39	63	102	23	87	0	15	25	41	179	3.0	18
<b>TOT</b>	<b>86</b>	<b>819</b>	<b>106</b>	<b>255</b>	<b>.416</b>	<b>1</b>	<b>1</b>	<b>1.000</b>	<b>36</b>	<b>71</b>	<b>.507</b>	<b>65</b>	<b>96</b>	<b>161</b>	<b>28</b>	<b>126</b>	<b>0</b>	<b>23</b>	<b>42</b>	<b>60</b>	<b>249</b>	<b>2.9</b>	<b>-</b>

### PLAYOFFS

G	Min.	FG	FGA	Pct.	3FG	3FGA	PCT	FT	FTA	Pct.	Off.	Def.	Tot.	Ast.	PF	Dq.	StL.	TO	Blk.	Pts.	Avg.	HI
1994-95	3	4	0	0	-	0	0	-	0	0	-	0	1	1	0	-	0	0	0	0	0.0	-

## BILLY HASSETT - 6-1, 180 - NOTRE DAME

OCTOBER 21, 1921

### REGULAR SEASON

G	Min.	FG	FGA	Pct.	3FG	3FGA	PCT	FT	FTA	Pct.	Off.	Def.	Tot.	Ast.	PF	Dq.	StL.	TO	Blk.	Pts.	Avg.	HI	
1949-50	42	-	38	145	.262	-	-	-	35	67	.522	-	-	-	69	82	-	-	-	-	111	2.6	-

### PLAYOFFS

G	Min.	FG	FGA	Pct.	3FG	3FGA	PCT	FT	FTA	Pct.	Off.	Def.	Tot.	Ast.	PF	Dq.	StL.	TO	Blk.	Pts.	Avg.	HI	
1949-50	7	-	3	12	.250	-	-	-	3	10	.300	-	-	0	4	-	-	-	-	-	9	1.3	-

## CONNIE HAWKINS - 6-8, 215 - IOWA

JULY 17, 1942

### REGULAR SEASON

G	Min.	FG	FGA	Pct.	3FG	3FGA	PCT	FT	FTA	Pct.	Off.	Def.	Tot.	Ast.	PF	Dq.	StL.	TO	Blk.	Pts.	Avg.	HI	
1973-74	71	2538	368	733	.502	-	-	-	173	224	.772	162	360	522	379	203	1	105	-	78	909	12.8	26
1974-75	43	1026	139	324	.429	-	-	-	68	99	.687	54	144	198	120	116	1	51	-	23	346	8.0	24
<b>TOT</b>	<b>114</b>	<b>3564</b>	<b>507</b>	<b>1057</b>	<b>.480</b>	<b>-</b>	<b>-</b>	<b>-</b>	<b>241</b>	<b>323</b>	<b>.746</b>	<b>216</b>	<b>504</b>	<b>720</b>	<b>499</b>	<b>319</b>	<b>2</b>	<b>156</b>	<b>-</b>	<b>101</b>	<b>1255</b>	<b>11.0</b>	<b>-</b>

### PLAYOFFS

G	Min.	FG	FGA	Pct.	3FG	3FGA	PCT	FT	FTA	Pct.	Off.	Def.	Tot.	Ast.	PF	Dq.	StL.	TO	Blk.	Pts.	Avg.	HI
1973-74	5	172	21	60	.350	-	-	-	12	15	.800	-	-	40	16	-	-	-	-	54	10.8	-



# ALL-TIME ROSTER WITH STATISTICS

## TOM HAWKINS - 6-5, 210 - NOTRE DAME

DECEMBER 22, 1936

### REGULAR SEASON

G	Min.	FG	FGA	Pct.	3FG	3FGA	PCT	FT	FTA	Pct.	Off.	Def.	Tot.	Ast.	PF	Dq.	StL.	TO	Blk.	Pts.	Avg.	Hi
1959-60	69	1467	220	579	.380	-	-	106	164	.646	-	-	428	54	188	3	-	-	-	546	7.9	-
1960-61	78	1846	310	719	.431	-	-	140	235	.596	-	-	479	88	209	2	-	-	-	760	9.7	-
1961-62	79	1903	289	704	.411	-	-	143	222	.644	-	-	514	95	244	7	-	-	-	721	9.1	-
1966-67	76	1798	275	572	.481	-	-	82	173	.474	-	-	434	83	207	1	-	-	-	632	8.3	-
1967-68	78	2463	389	779	.499	-	-	125	229	.546	-	-	458	117	289	7	-	-	-	903	11.6	-
1968-69	74	1507	230	461	.499	-	-	62	151	.411	-	-	266	81	168	1	-	-	-	522	7.1	-
<b>TOT</b>	<b>454</b>	<b>10984</b>	<b>1933</b>	<b>4393</b>	<b>.440</b>	<b>-</b>	<b>-</b>	<b>764</b>	<b>1338</b>	<b>.571</b>	<b>-</b>	<b>-</b>	<b>3007</b>	<b>572</b>	<b>1493</b>	<b>21</b>	<b>-</b>	<b>-</b>	<b>-</b>	<b>4630</b>	<b>8.9</b>	<b>-</b>

### PLAYOFFS

G	Min.	FG	FGA	Pct.	3FG	3FGA	PCT	FT	FTA	Pct.	Off.	Def.	Tot.	Ast.	PF	Dq.	StL.	TO	Blk.	Pts.	Avg.	Hi
1959-60	8	119	22	45	.489	-	-	15	18	.833	-	-	21	3	-	-	-	-	-	59	7.4	-
1960-61	12	283	54	116	.466	-	-	31	47	.660	-	-	76	13	-	-	-	-	-	139	11.6	-
1961-62	13	203	22	61	.361	-	-	10	24	.417	-	-	66	19	-	-	-	-	-	54	4.2	-
1966-67	3	95	13	31	.419	-	-	4	8	.500	-	-	20	10	-	-	-	-	-	30	10.0	-
1967-68	15	478	59	129	.457	-	-	24	40	.600	-	-	90	18	-	-	-	-	-	142	9.5	-
1968-69	14	180	24	50	.480	-	-	7	18	.389	-	-	40	7	-	-	-	-	-	55	3.9	-
<b>TOT</b>	<b>65</b>	<b>1358</b>	<b>194</b>	<b>432</b>	<b>.449</b>	<b>-</b>	<b>-</b>	<b>91</b>	<b>155</b>	<b>.587</b>	<b>-</b>	<b>-</b>	<b>313</b>	<b>70</b>	<b>-</b>	<b>-</b>	<b>-</b>	<b>-</b>	<b>-</b>	<b>479</b>	<b>7.4</b>	<b>-</b>

## NATE HAWTHORNE - 6-4, 190 - SOUTHERN ILLINOIS

JANUARY 15, 1950

### REGULAR SEASON

G	Min.	FG	FGA	Pct.	3FG	3FGA	PCT	FT	FTA	Pct.	Off.	Def.	Tot.	Ast.	PF	Dq.	StL.	TO	Blk.	Pts.	Avg.	Hi
1973-74	33	229	38	93	.409	-	-	30	48	.625	16	16	32	23	33	1	9	-	6	106	3.2	13

### PLAYOFFS

G	Min.	FG	FGA	Pct.	3FG	3FGA	PCT	FT	FTA	Pct.	Off.	Def.	Tot.	Ast.	PF	Dq.	StL.	TO	Blk.	Pts.	Avg.	Hi
1973-74	3	14	1	7	.143	-	-	4	5	.800	-	-	2	2	-	-	-	-	-	6	2.0	-

## NIGEL HAYES - 6-8, 254 - WISCONSIN

DECEMBER 16, 1994

### REGULAR SEASON

G	Min.	FG	FGA	Pct.	3FG	3FGA	PCT	FT	FTA	Pct.	Off.	Def.	Tot.	Ast.	PF	Dq.	StL.	TO	Blk.	Pts.	Avg.	Hi
2017-18	2	11	1	3	.333	0	2	.000	1	1	1.000	0	0	0	2	0	0	0	0	3	1.5	3

## SPENCER HAYWOOD - 6-8, 225 - DETROIT

APRIL 22, 1949

### REGULAR SEASON

G	Min.	FG	FGA	Pct.	3FG	3FGA	PCT	FT	FTA	Pct.	Off.	Def.	Tot.	Ast.	PF	Dq.	StL.	TO	Blk.	Pts.	Avg.	Hi	
1979-80	76	1544	288	591	.487	1	4	.250	159	206	.772	132	214	346	93	197	2	35	134	57	736	9.7	25

### PLAYOFFS

G	Min.	FG	FGA	Pct.	3FG	3FGA	PCT	FT	FTA	Pct.	Off.	Def.	Tot.	Ast.	PF	Dq.	StL.	TO	Blk.	Pts.	Avg.	Hi
1979-80	11	145	25	53	.472	0	1	.000	13	16	.813	14	12	26	4	-	-	20	6	63	5.7	-

## WALT HAZZARD - 6-2, 190 - UCLA

APRIL 15, 1942

### REGULAR SEASON

G	Min.	FG	FGA	Pct.	3FG	3FGA	PCT	FT	FTA	Pct.	Off.	Def.	Tot.	Ast.	PF	Dq.	StL.	TO	Blk.	Pts.	Avg.	Hi
1964-65	66	919	117	306	.382	-	-	46	71	.648	-	-	111	140	132	0	-	-	-	280	4.2	-
1965-66	80	2198	458	1003	.457	-	-	182	257	.708	-	-	219	393	224	0	-	-	-	1098	13.7	-
1966-67	79	1642	301	706	.426	-	-	129	177	.729	-	-	231	323	203	1	-	-	-	731	9.3	-
<b>TOT</b>	<b>225</b>	<b>4759</b>	<b>876</b>	<b>2015</b>	<b>.435</b>	<b>-</b>	<b>-</b>	<b>357</b>	<b>505</b>	<b>.707</b>	<b>-</b>	<b>-</b>	<b>561</b>	<b>856</b>	<b>559</b>	<b>1</b>	<b>-</b>	<b>-</b>	<b>-</b>	<b>2109</b>	<b>9.4</b>	<b>-</b>

### PLAYOFFS

G	Min.	FG	FGA	Pct.	3FG	3FGA	PCT	FT	FTA	Pct.	Off.	Def.	Tot.	Ast.	PF	Dq.	StL.	TO	Blk.	Pts.	Avg.	Hi
1964-65	7	118	19	57	.333	-	-	15	20	.750	-	-	18	30	18	-	-	-	-	53	7.6	-
1965-66	14	340	70	142	.493	-	-	26	42	.619	-	-	41	44	40	-	-	-	-	166	11.9	-
1966-67	3	86	6	25	.240	-	-	8	10	.800	-	-	8	16	11	-	-	-	-	20	6.7	-
<b>TOT</b>	<b>24</b>	<b>544</b>	<b>95</b>	<b>224</b>	<b>.424</b>	<b>-</b>	<b>-</b>	<b>49</b>	<b>72</b>	<b>.681</b>	<b>-</b>	<b>-</b>	<b>67</b>	<b>90</b>	<b>69</b>	<b>-</b>	<b>-</b>	<b>-</b>	<b>-</b>	<b>239</b>	<b>10.0</b>	<b>-</b>

## JEROME HENDERSON - 6-11, 230 - NEW MEXICO

OCTOBER 5, 1959

### REGULAR SEASON

G	Min.	FG	FGA	Pct.	3FG	3FGA	PCT	FT	FTA	Pct.	Off.	Def.	Tot.	Ast.	PF	Dq.	StL.	TO	Blk.	Pts.	Avg.	Hi
1985-86	1	3	2	3	.667	0	0	-	0	0	-	1	1	0	1	0	0	0	0	4	4.0	4

## XAVIER HENRY - 6-6, 220 - KANSAS

MARCH 15, 1991

### REGULAR SEASON

G	Min.	FG	FGA	Pct.	3FG	3FGA	PCT	FT	FTA	Pct.	Off.	Def.	Tot.	Ast.	PF	Dq.	StL.	TO	Blk.	Pts.	Avg.	Hi	
2013-14	43	908	144	345	.417	28	81	.346	116	177	.655	25	89	114	51	79	0	44	57	7	432	10.0	27
2014-15	9	86	3	13	.231	0	0	---	14	24	.583	2	2	4	3	6	0	3	3	0	2.2	8	
<b>TOT</b>	<b>52</b>	<b>994</b>	<b>147</b>	<b>358</b>	<b>.411</b>	<b>28</b>	<b>81</b>	<b>.346</b>	<b>130</b>	<b>201</b>	<b>.647</b>	<b>27</b>	<b>91</b>	<b>118</b>	<b>54</b>	<b>85</b>	<b>0</b>	<b>47</b>	<b>60</b>	<b>7</b>	<b>452</b>	<b>8.7</b>	<b>-</b>

## FRED HETZEL - 6-8, 230 - DAVIDSON

JULY 21, 1942

### REGULAR SEASON

G	Min.	FG	FGA	Pct.	3FG	3FGA	PCT	FT	FTA	Pct.	Off.	Def.	Tot.	Ast.	PF	Dq.	StL.	TO	Blk.	Pts.	Avg.	Hi
1970-71	59	613	111	256	.434	-	-	60	77	.779	-	-	149	37	99	3	-	-	-	282	4.8	-

### PLAYOFFS

G	Min.	FG	FGA	Pct.	3FG	3FGA	PCT	FT	FTA	Pct.	Off.	Def.	Tot.	Ast.	PF	Dq.	StL.	TO	Blk.	Pts.	Avg.	Hi
1970-71	7	38	5	15	.333	-	-	2	2	1.000	-	-	7	2	-	-	-	-	-	12	1.7	-

# ALL-TIME ROSTER WITH STATISTICS

## BILL HEWITT - 6-7, 210 - USC

AUGUST 8, 1944

### REGULAR SEASON

G	Min.	FG	FGA	Pct.	3FG	3FGA	PCT	FT	FTA	Pct.	Off.	Def.	Tot.	Ast.	PF	Dq.	StL.	TO	Blk.	Pts.	Avg.	HI
1968-69	75	1455	239	528	.453	-	-	61	106	.575	-	-	332	76	139	1	-	-	-	539	7.2	-
1969-70	20	478	25	88	.284	-	-	16	31	.516	-	-	141	28	39	0	-	-	-	66	3.3	-
<b>TOT</b>	<b>95</b>	<b>1933</b>	<b>264</b>	<b>616</b>	<b>.429</b>	<b>-</b>	<b>-</b>	<b>77</b>	<b>137</b>	<b>.562</b>	<b>-</b>	<b>-</b>	<b>473</b>	<b>104</b>	<b>178</b>	<b>1</b>	<b>-</b>	<b>-</b>	<b>-</b>	<b>605</b>	<b>6.4</b>	<b>-</b>

### PLAYOFFS

G	Min.	FG	FGA	Pct.	3FG	3FGA	PCT	FT	FTA	Pct.	Off.	Def.	Tot.	Ast.	PF	Dq.	StL.	TO	Blk.	Pts.	Avg.	HI
1968-69	15	412	61	151	.404	-	-	18	29	.621	-	-	78	17	-	-	-	-	-	140	9.3	-

## ROY HIBBERT - 7-2, 270 - GEORGETOWN

DECEMBER 11, 1986

### REGULAR SEASON

G	Min.	FG	FGA	Pct.	3FG	3FGA	PCT	FT	FTA	Pct.	Off.	Def.	Tot.	Ast.	PF	Dq.	StL.	TO	Blk.	Pts.	Avg.	HI	
2015-16	81	1878	182	411	.443	0	2	.000	117	145	.807	132	266	398	95	252	3	32	76	110	481	5.9	18

## MIKE HIGGINS - 6-9, 220 - NORTHERN COLORADO

FEBRUARY 17, 1967

### REGULAR SEASON

G	Min.	FG	FGA	Pct.	3FG	3FGA	PCT	FT	FTA	Pct.	Off.	Def.	Tot.	Ast.	PF	Dq.	StL.	TO	Blk.	Pts.	Avg.	HI
1989-90	6	18	0	0	0	0	0	1	2	.500	1	0	1	1	4	0	1	0	2	1	0.2	1

## JORDAN HILL - 6-10, 235 - ARIZONA

JULY 27, 1987

### REGULAR SEASON

G	Min.	FG	FGA	Pct.	3FG	3FGA	PCT	FT	FTA	Pct.	Off.	Def.	Tot.	Ast.	PF	Dq.	StL.	TO	Blk.	Pts.	Avg.	HI	
2011-12	7	82	14	30	.467	0	0	-	5	8	.625	14	17	31	2	11	0	5	7	6	33	4.7	14
2012-13	29	458	77	155	.497	0	2	.000	40	61	.656	82	84	166	13	55	0	8	26	19	194	6.7	17
2013-14	72	1500	286	521	.549	0	1	.000	124	181	.685	194	341	535	54	172	2	29	75	64	696	9.7	28
2014-15	70	1874	357	777	.459	3	11	.273	124	168	.738	174	382	556	103	164	2	34	106	52	841	12.0	26
<b>TOT</b>	<b>178</b>	<b>3914</b>	<b>734</b>	<b>1483</b>	<b>.495</b>	<b>3</b>	<b>14</b>	<b>.214</b>	<b>293</b>	<b>418</b>	<b>.701</b>	<b>464</b>	<b>824</b>	<b>1288</b>	<b>172</b>	<b>402</b>	<b>4</b>	<b>76</b>	<b>214</b>	<b>141</b>	<b>1764</b>	<b>9.9</b>	<b>-</b>

### PLAYOFFS

G	Min.	FG	FGA	Pct.	3FG	3FGA	PCT	FT	FTA	Pct.	Off.	Def.	Tot.	Ast.	PF	Dq.	StL.	TO	Blk.	Pts.	Avg.	HI	
2011-12	12	217	23	53	.434	0	0	-	11	16	.688	39	37	76	1	32	0	3	7	8	57	4.8	-
2012-13	3	31	5	10	.500	0	0	-	0	0	-	2	9	11	1	2	0	0	0	2	10	3.3	-
<b>TOT</b>	<b>15</b>	<b>248</b>	<b>28</b>	<b>63</b>	<b>.444</b>	<b>0</b>	<b>0</b>	<b>-</b>	<b>11</b>	<b>16</b>	<b>.688</b>	<b>41</b>	<b>46</b>	<b>87</b>	<b>2</b>	<b>34</b>	<b>0</b>	<b>3</b>	<b>7</b>	<b>10</b>	<b>67</b>	<b>4.5</b>	<b>-</b>

## LEW HITCH - 6-8, 200 - KANSAS STATE

JULY 16, 1929

### REGULAR SEASON

G	Min.	FG	FGA	Pct.	3FG	3FGA	PCT	FT	FTA	Pct.	Off.	Def.	Tot.	Ast.	PF	Dq.	StL.	TO	Blk.	Pts.	Avg.	HI	
1951-52	61	849	77	215	.358	-	-	-	63	94	.670	-	-	243	50	89	3	-	-	-	217	3.6	-
1952-53	70	1027	89	255	.349	-	-	-	83	136	.610	-	-	275	66	122	2	-	-	-	261	3.7	-
1954-55	74	1774	167	417	.400	-	-	-	115	169	.680	-	-	438	125	110	0	-	-	-	449	6.1	-
1955-56	69	1129	94	235	.400	-	-	-	100	132	.758	-	-	283	77	85	0	-	-	-	288	4.2	-
<b>TOT</b>	<b>274</b>	<b>4779</b>	<b>427</b>	<b>1122</b>	<b>.381</b>	<b>-</b>	<b>-</b>	<b>-</b>	<b>361</b>	<b>531</b>	<b>.680</b>	<b>-</b>	<b>-</b>	<b>1239</b>	<b>318</b>	<b>406</b>	<b>5</b>	<b>-</b>	<b>-</b>	<b>-</b>	<b>1215</b>	<b>4.4</b>	<b>-</b>

### PLAYOFFS

G	Min.	FG	FGA	Pct.	3FG	3FGA	PCT	FT	FTA	Pct.	Off.	Def.	Tot.	Ast.	PF	Dq.	StL.	TO	Blk.	Pts.	Avg.	HI	
1951-52	13	152	9	25	.360	-	-	-	6	21	.286	-	-	44	9	-	-	-	-	-	24	1.8	-
1952-53	12	189	16	46	.348	-	-	-	17	32	.531	-	-	64	11	-	-	-	-	-	49	4.1	-
1954-55	7	137	16	40	.400	-	-	-	23	29	.793	-	-	42	10	-	-	-	-	-	55	7.9	-
1955-56	3	54	4	13	.308	-	-	-	7	10	.700	-	-	15	2	-	-	-	-	-	15	5.0	-
<b>TOT</b>	<b>35</b>	<b>532</b>	<b>45</b>	<b>124</b>	<b>.363</b>	<b>-</b>	<b>-</b>	<b>-</b>	<b>53</b>	<b>92</b>	<b>.576</b>	<b>-</b>	<b>-</b>	<b>165</b>	<b>32</b>	<b>-</b>	<b>-</b>	<b>-</b>	<b>-</b>	<b>-</b>	<b>143</b>	<b>4.1</b>	<b>-</b>

## JIM HOLSTEIN - 6-3, 180 - CINCINNATI

SEPTEMBER 24, 1930

### REGULAR SEASON

G	Min.	FG	FGA	Pct.	3FG	3FGA	PCT	FT	FTA	Pct.	Off.	Def.	Tot.	Ast.	PF	Dq.	StL.	TO	Blk.	Pts.	Avg.	HI	
1952-53	66	989	98	274	.358	-	-	-	70	105	.667	-	-	173	74	128	1	-	-	-	266	4.0	-
1953-54	70	1155	88	288	.306	-	-	-	64	112	.571	-	-	204	79	140	0	-	-	-	240	3.4	-
1954-55	62	980	107	330	.324	-	-	-	67	94	.713	-	-	206	58	107	0	-	-	-	281	4.5	-
<b>TOT</b>	<b>198</b>	<b>3124</b>	<b>293</b>	<b>892</b>	<b>.328</b>	<b>-</b>	<b>-</b>	<b>-</b>	<b>201</b>	<b>311</b>	<b>.646</b>	<b>-</b>	<b>-</b>	<b>583</b>	<b>211</b>	<b>375</b>	<b>1</b>	<b>-</b>	<b>-</b>	<b>-</b>	<b>787</b>	<b>4.0</b>	<b>-</b>

### PLAYOFFS

G	Min.	FG	FGA	Pct.	3FG	3FGA	PCT	FT	FTA	Pct.	Off.	Def.	Tot.	Ast.	PF	Dq.	StL.	TO	Blk.	Pts.	Avg.	HI	
1952-53	12	192	20	42	.476	-	-	-	12	23	.522	-	-	30	11	-	-	-	-	-	52	4.3	-
1953-54	13	188	15	49	.306	-	-	-	16	23	.696	-	-	35	11	-	-	-	-	-	46	3.5	-
1954-55	7	117	16	38	.421	-	-	-	8	9	.889	-	-	30	6	-	-	-	-	-	40	5.7	-
<b>TOT</b>	<b>32</b>	<b>497</b>	<b>51</b>	<b>129</b>	<b>.395</b>	<b>-</b>	<b>-</b>	<b>-</b>	<b>36</b>	<b>55</b>	<b>.655</b>	<b>-</b>	<b>-</b>	<b>95</b>	<b>28</b>	<b>-</b>	<b>-</b>	<b>-</b>	<b>-</b>	<b>-</b>	<b>138</b>	<b>4.3</b>	<b>-</b>

## BRAD HOLLAND - 6-3, 220 - UCLA

DECEMBER 12, 1956

### REGULAR SEASON

G	Min.	FG	FGA	Pct.	3FG	3FGA	PCT	FT	FTA	Pct.	Off.	Def.	Tot.	Ast.	PF	Dq.	StL.	TO	Blk.	Pts.	Avg.	HI	
1979-80	38	197	44	104	.423	3	15	.200	15	16	.938	4	13	17	22	24	0	15	13	1	106	2.8	12
1980-81	41	295	47	111	.423	1	3	.333	35	49	.714	9	20	29	23	44	0	21	31	1	130	3.2	10
<b>TOT</b>	<b>79</b>	<b>492</b>	<b>91</b>	<b>215</b>	<b>.423</b>	<b>4</b>	<b>18</b>	<b>.222</b>	<b>50</b>	<b>65</b>	<b>.769</b>	<b>13</b>	<b>33</b>	<b>46</b>	<b>45</b>	<b>68</b>	<b>0</b>	<b>36</b>	<b>44</b>	<b>2</b>	<b>236</b>	<b>3.0</b>	<b>-</b>

## JOHN HORAN - 6-8, 190 - DAYTON

NOVEMBER 14, 1980

### REGULAR SEASON

G	Min.	FG	FGA	Pct.	3FG	3FGA	PCT	FT	FTA	Pct.	Off.	Def.	Tot.	Ast.	PF	Dq.	StL.	TO	Blk.	Pts.	Avg.	HI	
1955-56	12	50	4	16	.250	-	-	-	4	5	.800	-	-	6	1	7	0	-	-	-	12	1.0	-





# ALL-TIME ROSTER WITH STATISTICS

## RON HORN - 6-7, 225 - INDIANA

MAY 24, 1938

### REGULAR SEASON

G	Min.	FG	FGA	Pct.	3FG	3FGA	PCT	FT	FTA	Pct.	Off.	Def.	Tot.	Ast.	PF	Dq.	StL.	TO	Blk.	Pts.	Avg.	Hi
1962-63	28	289	27	82	.329	-	-	20	29	690	-	-	71	11	46	0	-	-	-	74	2.6	-

### PLAYOFFS

G	Min.	FG	FGA	Pct.	3FG	3FGA	PCT	FT	FTA	Pct.	Off.	Def.	Tot.	Ast.	PF	Dq.	StL.	TO	Blk.	Pts.	Avg.	Hi
1962-63	7	55	4	12	.333	-	-	4	5	.800	-	-	11	2	-	-	-	-	-	12	1.7	-

## ROBERT HORRY - 6-10, 240 - ALABAMA

AUGUST 25, 1970

### REGULAR SEASON

G	Min.	FG	FGA	Pct.	3FG	3FGA	PCT	FT	FTA	Pct.	Off.	Def.	Tot.	Ast.	PF	Dq.	StL.	TO	Blk.	Pts.	Avg.	Hi	
1996-97	22	676	75	165	.455	25	76	329	28	40	700	28	90	118	56	72	1	38	26	29	203	9.2	15
1997-98	72	2192	200	420	.476	19	93	204	117	169	692	186	356	542	163	238	5	112	99	94	536	7.4	23
1998-99	38	744	67	146	.459	20	45	444	34	46	739	56	96	352	56	103	2	36	49	39	188	4.9	22
1999-00	76	1685	159	363	.438	29	94	309	89	113	788	133	228	361	118	189	0	84	73	80	436	5.7	20
2000-01	79	1587	147	380	.387	54	156	346	59	83	711	93	203	296	128	210	3	54	79	54	407	5.2	20
2001-02	81	2140	183	460	.398	76	203	374	108	138	783	130	349	479	232	208	1	77	88	89	520	6.8	23
2002-03	90	2343	184	476	.387	51	177	288	103	134	769	181	333	514	233	247	2	96	112	61	552	6.5	17
TOT	448	11367	1015	2410	.421	274	844	325	538	723	744	807	1655	2462	986	1267	14	497	526	446	2842	6.3	-

### PLAYOFFS

G	Min.	FG	FGA	Pct.	3FG	3FGA	PCT	FT	FTA	Pct.	Off.	Def.	Tot.	Ast.	PF	Dq.	StL.	TO	Blk.	Pts.	Avg.	Hi
1996-97	9	279	17	38	.447	12	28	429	14	18	778	12	36	48	13	-	10	11	7	60	6.7	-
1997-98	13	422	39	70	.557	6	17	353	28	41	683	34	50	84	40	-	14	18	18	112	8.6	-
1998-99	8	177	12	26	.462	5	12	417	11	14	786	10	26	36	11	-	6	7	6	40	5.0	-
1999-00	23	618	59	145	.407	17	59	288	40	57	702	38	85	123	58	-	20	30	19	175	7.6	-
2000-01	16	382	32	87	.368	17	47	362	13	22	591	30	53	83	31	-	22	18	16	94	5.9	-
2001-02	19	703	61	136	.449	24	62	387	30	38	789	36	118	154	61	-	33	30	16	176	9.3	-
2002-03	12	373	30	94	.319	2	38	053	5	9	556	23	57	80	37	-	15	17	12	67	5.6	-
TOT	100	2954	250	596	.419	83	263	316	141	199	709	183	425	608	251	-	120	131	94	724	7.2	-

## DWIGHT HOWARD - 6-11, 265 - SW ATLANTA CHRISTIAN ACADEMY (GA)

DECEMBER 8, 1985

### REGULAR SEASON

G	Min.	FG	FGA	Pct.	3FG	3FGA	PCT	FT	FTA	Pct.	Off.	Def.	Tot.	Ast.	PF	Dq.	StL.	TO	Blk.	Pts.	Avg.	Hi	
2012-13	76	2722	470	813	.578	1	6	.167	355	721	492	251	694	945	108	291	5	84	225	186	1296	17.1	39

### PLAYOFFS

G	Min.	FG	FGA	Pct.	3FG	3FGA	PCT	FT	FTA	Pct.	Off.	Def.	Tot.	Ast.	PF	Dq.	StL.	TO	Blk.	Pts.	Avg.	Hi	
2012-13	4	126	26	42	.619	0	0	-	16	36	.444	10	33	43	4	17	0	2	16	8	68	17.0	-

## LOU HUDSON - 6-4 1/2, 215 - MINNESOTA

JULY 11, 1944

### REGULAR SEASON

G	Min.	FG	FGA	Pct.	3FG	3FGA	PCT	FT	FTA	Pct.	Off.	Def.	Tot.	Ast.	PF	Dq.	StL.	TO	Blk.	Pts.	Avg.	Hi	
1977-78	82	2283	493	992	.497	-	-	-	137	177	774	80	108	188	193	196	0	94	150	14	1123	13.7	30
1978-79	78	1686	329	636	.517	-	-	-	110	124	887	64	76	140	141	133	1	58	19	17	768	9.8	23
TOT	160	3969	822	1628	.505	-	-	-	247	301	821	144	184	328	334	329	1	152	249	31	1891	11.8	-

### PLAYOFFS

G	Min.	FG	FGA	Pct.	3FG	3FGA	PCT	FT	FTA	Pct.	Off.	Def.	Tot.	Ast.	PF	Dq.	StL.	TO	Blk.	Pts.	Avg.	Hi
1977-78	3	93	14	38	.368	-	-	-	7	8	.875	-	9	9	-	-	-	-	-	35	11.7	-
1978-79	6	90	17	32	.531	-	-	-	4	4	1.000	-	4	8	-	-	-	-	-	38	6.3	-
TOT	9	183	31	70	.443	-	-	-	11	12	.917	-	13	17	-	-	-	-	-	73	8.1	-

## MARCELO HUERTAS - 6-3, 200 - BRAZIL

MAY 25, 1983

### REGULAR SEASON

G	Min.	FG	FGA	Pct.	3FG	3FGA	PCT	FT	FTA	Pct.	Off.	Def.	Tot.	Ast.	PF	Dq.	StL.	TO	Blk.	Pts.	Avg.	Hi	
2015-16	53	869	97	230	.422	16	61	.262	27	29	931	18	72	90	182	76	0	26	80	7	237	4.5	13
2016-17	23	237	25	68	.368	4	19	.211	9	17	529	2	22	24	52	16	0	10	19	2	63	2.7	-
TOT	76	1106	122	298	.409	20	80	.250	36	46	783	20	94	114	234	92	0	36	99	9	300	3.9	-

## ROD HUNDLEY - 6-4, 185 - WEST VIRGINIA

OCTOBER 26, 1934

### REGULAR SEASON

G	Min.	FG	FGA	Pct.	3FG	3FGA	PCT	FT	FTA	Pct.	Off.	Def.	Tot.	Ast.	PF	Dq.	StL.	TO	Blk.	Pts.	Avg.	Hi
1957-58	65	1154	174	548	.318	-	-	-	104	162	642	-	186	121	99	0	-	-	-	452	7.0	-
1958-59	71	1664	259	719	.360	-	-	-	164	218	752	-	250	205	139	0	-	-	-	682	9.6	-
1959-60	73	2279	365	1019	.358	-	-	-	203	273	744	-	390	338	194	0	-	-	-	933	12.8	-
1960-61	79	2179	323	921	.351	-	-	-	223	296	753	-	289	350	144	0	-	-	-	869	11.0	-
1961-62	78	1492	173	509	.340	-	-	-	83	127	654	-	199	290	129	1	-	-	-	429	5.5	-
1962-63	65	785	88	262	.336	-	-	-	84	119	706	-	106	151	81	0	-	-	-	260	4.0	-
TOT	431	9553	1382	3978	.347	-	-	-	861	1195	721	-	1420	1455	786	1	-	-	-	3625	8.4	-

### PLAYOFFS

G	Min.	FG	FGA	Pct.	3FG	3FGA	PCT	FT	FTA	Pct.	Off.	Def.	Tot.	Ast.	PF	Dq.	StL.	TO	Blk.	Pts.	Avg.	Hi
1958-59	13	175	20	58	.345	-	-	-	12	14	857	-	23	20	15	-	-	-	-	52	4.0	-
1959-60	9	337	41	122	.336	-	-	-	24	37	649	-	61	55	18	-	-	-	-	106	11.8	-
1960-61	12	287	30	101	.297	-	-	-	20	29	690	-	41	45	19	-	-	-	-	80	6.7	-
1961-62	12	187	7	25	.280	-	-	-	9	12	750	-	18	32	27	-	-	-	-	23	1.9	-
1962-63	7	34	3	10	.300	-	-	-	3	3	1.000	-	6	5	1	-	-	-	-	9	1.3	-
TOT	53	1020	101	316	.320	-	-	-	68	95	716	-	149	157	80	-	-	-	-	270	5.1	-

# ALL-TIME ROSTER WITH STATISTICS

## LINDSEY HUNTER - 6-2, 190 - JACKSON STATE

DECEMBER 3, 1970

### REGULAR SEASON

G	Min.	FG	FGA	Pct.	3FG	3FGA	PCT	FT	FTA	Pct.	Off.	Def.	Tot.	Ast.	PF	Dq.	StL.	TO	Blk.	Pts.	Avg.	HI	
2001-02	82	1616	187	490	.382	79	208	380	20	40	.500	18	103	121	129	120	0	66	55	19	473	5.8	18

### PLAYOFFS

G	Min.	FG	FGA	Pct.	3FG	3FGA	PCT	FT	FTA	Pct.	Off.	Def.	Tot.	Ast.	PF	Dq.	StL.	TO	Blk.	Pts.	Avg.	HI
2001-02	18	132	14	45	.311	8	29	276	0	0	-	2	5	7	10	-	2	5	0	36	2.0	-

## JOE HUTTON - 6-1, 170 - HAMLINE

OCTOBER 6, 1928

### REGULAR SEASON

G	Min.	FG	FGA	Pct.	3FG	3FGA	PCT	FT	FTA	Pct.	Off.	Def.	Tot.	Ast.	PF	Dq.	StL.	TO	Blk.	Pts.	Avg.	HI
1950-51	60	-	59	180	.328	-	-	29	43	.647	-	-	102	53	89	1	-	-	-	147	2.5	-
1951-52	60	723	53	158	.335	-	-	49	70	.700	-	-	85	62	110	1	-	-	-	155	2.6	-
TOT	120	723	112	338	.331	-	-	78	113	.690	-	-	187	115	199	2	-	-	-	302	2.5	-

### PLAYOFFS

G	Min.	FG	FGA	Pct.	3FG	3FGA	PCT	FT	FTA	Pct.	Off.	Def.	Tot.	Ast.	PF	Dq.	StL.	TO	Blk.	Pts.	Avg.	HI
1950-51	7	-	0	3	.000	-	-	2	4	.500	-	-	3	1	-	-	-	-	-	2	0.3	-
1951-52	12	139	12	29	.414	-	-	9	14	.643	-	-	13	12	-	-	-	-	-	33	2.8	-
TOT	19	-	12	32	.375	-	-	11	18	.611	-	-	16	13	-	-	-	-	-	35	1.8	-

## DARRALL IMHOFF - 6-10, 220 - CALIFORNIA

OCTOBER 11, 1938

### REGULAR SEASON

G	Min.	FG	FGA	Pct.	3FG	3FGA	PCT	FT	FTA	Pct.	Off.	Def.	Tot.	Ast.	PF	Dq.	StL.	TO	Blk.	Pts.	Avg.	HI
1964-65	76	1521	145	311	.466	-	-	88	154	.571	-	-	500	87	238	7	-	-	-	378	5.0	-
1965-66	77	1413	151	337	.448	-	-	77	136	.566	-	-	509	113	234	7	-	-	-	379	4.9	-
1966-67	81	2725	370	780	.474	-	-	127	207	.614	-	-	1080	222	281	7	-	-	-	867	10.7	-
1967-68	82	2271	293	613	.478	-	-	177	286	.619	-	-	893	206	264	3	-	-	-	763	9.3	-
TOT	316	7930	959	2041	.470	-	-	469	783	.600	-	-	2982	628	1017	24	-	-	-	2387	7.6	-

### PLAYOFFS

G	Min.	FG	FGA	Pct.	3FG	3FGA	PCT	FT	FTA	Pct.	Off.	Def.	Tot.	Ast.	PF	Dq.	StL.	TO	Blk.	Pts.	Avg.	HI
1964-65	11	151	13	24	.542	-	-	7	12	.583	-	-	43	13	-	-	-	-	-	33	3.0	-
1965-66	14	243	14	40	.350	-	-	13	18	.722	-	-	81	30	-	-	-	-	-	41	2.9	-
1966-67	3	86	13	24	.542	-	-	4	5	.800	-	-	37	5	-	-	-	-	-	30	10.0	-
1967-68	15	440	44	89	.494	-	-	26	51	.510	-	-	163	30	-	-	-	-	-	114	7.6	-
TOT	43	920	84	177	.475	-	-	50	86	.581	-	-	324	78	-	-	-	-	-	218	5.1	-

## ANDRE INGRAM - 6-3, 190 - AMERICAN

NOVEMBER 19, 1985

### REGULAR SEASON

G	Min.	FG	FGA	Pct.	3FG	3FGA	PCT	FT	FTA	Pct.	Off.	Def.	Tot.	Ast.	PF	Dq.	StL.	TO	Blk.	Pts.	Avg.	HI
2017-18	2	64	8	17	.471	5	9	556	3	3	1.000	1	5	6	7	3	0	3	3	24	12.0	19

## BRANDON INGRAM - 6-9, 190 - DUKE

SEPTEMBER 2, 1997

### REGULAR SEASON

G	Min.	FG	FGA	Pct.	3FG	3FGA	PCT	FT	FTA	Pct.	Off.	Def.	Tot.	Ast.	PF	Dq.	StL.	TO	Blk.	Pts.	Avg.	HI	
2016-17	79	2279	276	686	.402	55	187	294	133	214	621	60	256	316	166	158	1	49	116	36	740	9.4	22
2017-18	59	1975	358	761	.470	41	105	390	192	282	681	57	257	314	230	163	1	45	149	43	949	16.1	32
TOT	138	4254	634	1447	.438	96	292	329	325	496	655	117	513	630	396	321	2	95	265	79	1689	12.2	-

## MCCOY INGRAM - 6-0, 210 - JACKSON STATE

AUGUST 31, 1931

### REGULAR SEASON

G	Min.	FG	FGA	Pct.	3FG	3FGA	PCT	FT	FTA	Pct.	Off.	Def.	Tot.	Ast.	PF	Dq.	StL.	TO	Blk.	Pts.	Avg.	HI
1957-58	24	267	27	103	.262	-	-	13	28	.464	-	-	116	20	44	1	-	-	-	67	2.8	-

## JIM JACKSON - 6-6, 220 - OHIO STATE

OCTOBER 14, 1970

### REGULAR SEASON

G	Min.	FG	FGA	Pct.	3FG	3FGA	PCT	FT	FTA	Pct.	Off.	Def.	Tot.	Ast.	PF	Dq.	StL.	TO	Blk.	Pts.	Avg.	HI	
2005-06	13	92	9	31	.290	4	11	364	0	0	-	0	12	12	4	5	0	2	5	0	22	1.7	7

### PLAYOFFS

G	Min.	FG	FGA	Pct.	3FG	3FGA	PCT	FT	FTA	Pct.	Off.	Def.	Tot.	Ast.	PF	Dq.	StL.	TO	Blk.	Pts.	Avg.	HI
2005-06	3	21	2	6	.333	0	1	000	0	0	.000	2	1	3	2	-	1	2	1	4	1.3	-

## TONY JACKSON - 6-0, 170 - FLORIDA STATE

JANUARY 17, 1958

### REGULAR SEASON

G	Min.	FG	FGA	Pct.	3FG	3FGA	PCT	FT	FTA	Pct.	Off.	Def.	Tot.	Ast.	PF	Dq.	StL.	TO	Blk.	Pts.	Avg.	HI
1980-81	2	14	1	3	.333	0	0	0	0	-	0	2	2	2	1	0	2	0	0	2	1.0	2

## SAM JACOBSON - 6-6, 215 - MINNESOTA

JULY 22, 1975

### REGULAR SEASON

G	Min.	FG	FGA	Pct.	3FG	3FGA	PCT	FT	FTA	Pct.	Off.	Def.	Tot.	Ast.	PF	Dq.	StL.	TO	Blk.	Pts.	Avg.	HI	
1998-99	2	12	3	5	.600	0	1	.000	2	2	1.000	0	3	3	0	2	0	0	1	0	8	4.0	6
1999-00	3	18	5	9	.556	0	0	-	0	2	.000	0	1	1	2	1	0	1	2	0	10	3.3	6
TOT	5	30	8	14	.571	0	1	.000	2	4	.500	0	4	4	2	3	0	1	3	0	18	3.6	-

## ANTAWN JAMISON - 6-9, 235 - NORTH CAROLINA

JUNE 12, 1976

### REGULAR SEASON

G	Min.	FG	FGA	Pct.	3FG	3FGA	PCT	FT	FTA	Pct.	Off.	Def.	Tot.	Ast.	PF	Dq.	StL.	TO	Blk.	Pts.	Avg.	HI	
2012-13	76	1636	267	575	.464	84	233	361	94	136	691	109	253	362	50	124	1	30	53	22	712	9.4	33

### PLAYOFFS

G	Min.	FG	FGA	Pct.	3FG	3FGA	PCT	FT	FTA	Pct.	Off.	Def.	Tot.	Ast.	PF	Dq.	StL.	TO	Blk.	Pts.	Avg.	HI	
2012-13	4	79	10	23	.435	5	12	.417	4	6	.667	1	6	7	1	9	0	1	3	2	29	7.3	-



# ALL-TIME ROSTER WITH STATISTICS

## TONY JAROS - 6-3, 185 - MINNESOTA

FEBRUARY 22, 1920

### REGULAR SEASON

	G	Min.	FG	FGA	Pct.	3FG	3FGA	PCT	FT	FTA	Pct.	Off.	Def.	Tot.	Ast.	PF	Do.	StL.	TO	Blk.	Pts.	Avg.	HI
1948-49	59	-	132	385	.343	-	-	-	79	110	.718	-	-	-	58	114	-	-	-	-	343	5.8	-
1949-50	61	-	84	289	.291	-	-	-	72	96	.750	-	-	-	60	106	-	-	-	-	240	3.9	-
1950-51	63	-	88	287	.307	-	-	-	65	103	.631	-	-	131	72	131	0	-	-	-	241	3.8	-
<b>TOT</b>	<b>183</b>	<b>-</b>	<b>304</b>	<b>961</b>	<b>.316</b>	<b>-</b>	<b>-</b>	<b>-</b>	<b>216</b>	<b>309</b>	<b>.699</b>	<b>-</b>	<b>-</b>	<b>131</b>	<b>190</b>	<b>351</b>	<b>0</b>	<b>-</b>	<b>-</b>	<b>-</b>	<b>824</b>	<b>4.5</b>	<b>-</b>

### PLAYOFFS

	G	Min.	FG	FGA	Pct.	3FG	3FGA	PCT	FT	FTA	Pct.	Off.	Def.	Tot.	Ast.	PF	Do.	StL.	TO	Blk.	Pts.	Avg.	HI
1948-49	10	-	20	56	.357	-	-	-	18	23	.783	-	-	-	11	-	-	-	-	-	58	5.8	-
1949-50	2	-	0	3	.000	-	-	-	1	2	.500	-	-	0	0	-	-	-	-	-	1	0.5	-
1950-51	7	-	6	20	.300	-	-	-	8	11	.727	-	-	7	6	-	-	-	-	-	20	2.9	-
<b>TOT</b>	<b>19</b>	<b>-</b>	<b>26</b>	<b>79</b>	<b>.329</b>	<b>-</b>	<b>-</b>	<b>-</b>	<b>27</b>	<b>36</b>	<b>.750</b>	<b>-</b>	<b>-</b>	<b>7</b>	<b>17</b>	<b>-</b>	<b>-</b>	<b>-</b>	<b>-</b>	<b>-</b>	<b>79</b>	<b>4.2</b>	<b>-</b>

## CLAY JOHNSON - 6-4, 175 - MISSOURI

JULY 18, 1956

### REGULAR SEASON

	G	Min.	FG	FGA	Pct.	3FG	3FGA	PCT	FT	FTA	Pct.	Off.	Def.	Tot.	Ast.	PF	Do.	StL.	TO	Blk.	Pts.	Avg.	HI
1981-82	7	65	11	20	.550	0	0	-	3	6	.500	8	4	12	7	13	0	3	7	3	25	3.6	14
1982-83	48	447	53	135	.393	0	2	.000	38	48	.792	40	29	69	24	62	0	22	25	4	144	3.0	13
<b>TOT</b>	<b>55</b>	<b>512</b>	<b>64</b>	<b>155</b>	<b>.413</b>	<b>0</b>	<b>2</b>	<b>.000</b>	<b>41</b>	<b>54</b>	<b>.759</b>	<b>48</b>	<b>33</b>	<b>81</b>	<b>31</b>	<b>75</b>	<b>0</b>	<b>25</b>	<b>32</b>	<b>7</b>	<b>169</b>	<b>3.1</b>	<b>-</b>

### PLAYOFFS

	G	Min.	FG	FGA	Pct.	3FG	3FGA	PCT	FT	FTA	Pct.	Off.	Def.	Tot.	Ast.	PF	Do.	StL.	TO	Blk.	Pts.	Avg.	HI
1981-82	7	38	5	9	.556	0	0	-	2	2	1.000	1	2	3	1	-	-	1	1	0	12	1.7	-
1982-83	7	20	4	7	.571	0	1	.000	0	0	0.000	2	2	4	1	-	-	1	1	0	8	1.1	-
<b>TOT</b>	<b>14</b>	<b>58</b>	<b>9</b>	<b>16</b>	<b>.563</b>	<b>0</b>	<b>1</b>	<b>.000</b>	<b>2</b>	<b>2</b>	<b>1.000</b>	<b>3</b>	<b>4</b>	<b>7</b>	<b>2</b>	<b>-</b>	<b>-</b>	<b>2</b>	<b>2</b>	<b>0</b>	<b>20</b>	<b>1.4</b>	<b>-</b>

## EARVIN JOHNSON - 6-9, 220 - MICHIGAN STATE

AUGUST 14, 1959

	G	Min.	FG	FGA	Pct.	3FG	3FGA	PCT	FT	FTA	Pct.	Off.	Def.	Tot.	Ast.	PF	Do.	StL.	TO	Blk.	Pts.	Avg.	HI
1979-80	77	2795	503	949	.530	7	31	.226	374	462	.810	166	430	596	563	218	1	187	305	41	1387	18.0	31
1980-81	37	1371	312	587	.532	3	17	.176	171	225	.760	101	219	320	317	100	0	127	143	27	798	21.6	41
1981-82	78	2991	556	1036	.537	6	29	.207	329	433	.760	252	499	751	473	223	1	208	286	34	1447	18.6	40
1982-83	79	2907	511	933	.548	0	21	.000	304	380	.800	214	469	683	829	200	1	176	301	47	1326	16.8	36
1983-84	67	2567	441	780	.565	6	29	.207	290	358	.810	99	392	491	875	169	1	150	306	49	1178	17.6	33
1984-85	77	2781	504	899	.561	7	37	.189	391	464	.843	90	386	476	968	155	0	113	305	25	1406	18.3	39
1985-86	72	2578	483	918	.526	10	43	.233	378	434	.871	85	341	426	907	133	0	113	273	16	1354	18.8	34
1986-87	60	2904	683	1308	.522	8	39	.205	535	631	.848	122	382	504	977	168	0	138	300	36	1909	23.9	46
1987-88	72	2637	490	996	.492	11	56	.196	417	489	.853	88	361	449	858	147	0	114	269	13	1408	19.6	39
1988-89	77	2886	579	1137	.509	59	188	.314	513	563	.911	111	496	607	988	172	0	138	312	22	1730	22.5	40
1989-90	79	2937	546	1138	.480	106	276	.384	567	637	.890	128	394	522	907	167	1	132	289	34	1765	22.3	38
1990-91	79	2933	466	976	.477	80	250	.320	519	573	.906	105	446	551	989	150	0	102	314	17	1531	19.4	34
1995-96	32	958	137	294	.466	12	58	.379	172	201	.856	40	143	183	220	48	0	26	103	13	468	14.6	30
<b>TOT</b>	<b>906</b>	<b>33245</b>	<b>6211</b>	<b>11951</b>	<b>.520</b>	<b>325</b>	<b>1074</b>	<b>.303</b>	<b>4960</b>	<b>5850</b>	<b>.848</b>	<b>1601</b>	<b>4958</b>	<b>6559</b>	<b>10141</b>	<b>2050</b>	<b>5</b>	<b>1724</b>	<b>3506</b>	<b>374</b>	<b>17707</b>	<b>19.5</b>	<b>-</b>

### PLAYOFFS

	G	Min.	FG	FGA	Pct.	3FG	3FGA	PCT	FT	FTA	Pct.	Off.	Def.	Tot.	Ast.	PF	Do.	StL.	TO	Blk.	Pts.	Avg.	HI
1979-80	16	658	103	199	.518	2	8	-	250	85	106	802	52	116	168	151	-	49	65	6	293	18.3	-
1980-81	3	127	19	49	.388	0	0	-	13	20	.650	8	33	41	21	-	-	8	11	3	51	17.0	-
1981-82	14	562	83	157	.529	0	4	.000	77	93	.828	54	104	158	130	-	-	40	44	3	243	17.4	-
1982-83	15	643	100	206	.485	0	11	.000	68	81	.840	51	77	128	192	-	-	34	64	12	268	17.9	-
1983-84	21	837	151	274	.551	0	7	.000	80	100	.800	26	113	139	284	-	-	42	79	20	382	18.2	-
1984-85	19	687	116	226	.513	1	7	.143	100	118	.847	19	115	134	289	-	-	32	76	4	333	17.5	-
1985-86	14	541	110	205	.537	0	11	.000	82	107	.766	21	79	100	211	-	-	27	45	1	302	21.6	-
1986-87	18	666	146	271	.539	2	10	.200	98	118	.831	28	111	139	219	-	-	31	51	7	392	21.8	-
1987-88	24	965	169	329	.514	7	14	.500	132	155	.852	32	98	130	303	-	-	34	83	4	477	19.9	-
1988-89	14	518	85	174	.489	10	35	.286	78	86	.907	15	68	83	165	-	-	27	53	3	258	18.4	-
1989-90	9	376	76	155	.490	5	25	.200	70	79	.886	12	45	57	115	-	-	11	36	1	227	25.2	-
1990-91	19	823	118	268	.440	21	71	.296	157	178	.882	23	131	154	240	-	-	23	77	0	414	21.8	-
1995-96	4	135	15	39	.385	3	9	.333	28	33	.848	8	26	34	26	-	-	0	12	0	61	15.3	-
<b>TOT</b>	<b>190</b>	<b>7538</b>	<b>1291</b>	<b>2552</b>	<b>.506</b>	<b>51</b>	<b>212</b>	<b>.241</b>	<b>1068</b>	<b>1274</b>	<b>.838</b>	<b>349</b>	<b>1116</b>	<b>1465</b>	<b>2346</b>	<b>-</b>	<b>-</b>	<b>358</b>	<b>696</b>	<b>64</b>	<b>3701</b>	<b>19.5</b>	<b>-</b>

## RON JOHNSON - 6-8, 215 - MINNESOTA

JULY 20, 1938

### REGULAR SEASON

	G	Min.	FG	FGA	Pct.	3FG	3FGA	PCT	FT	FTA	Pct.	Off.	Def.	Tot.	Ast.	PF	Do.	StL.	TO	Blk.	Pts.	Avg.	HI
1960-61	8	43	2	13	.154	-	-	-	2	3	.667	-	-	15	1	4	0	-	-	-	6	0.8	-

## TREY JOHNSON - 6-5, 215 - JACKSON STATE

AUGUST 30, 1984

### REGULAR SEASON

	G	Min.	FG	FGA	Pct.	3FG	3FGA	PCT	FT	FTA	Pct.	Off.	Def.	Tot.	Ast.	PF	Do.	StL.	TO	Blk.	Pts.	Avg.	HI
2010-11	1	13	2	3	.667	0	0	-	2	2	1.000	0	0	0	1	0	0	0	0	0	6	6.0	6

# ALL-TIME ROSTER WITH STATISTICS

## DARIUS JOHNSON-ODOM - 6-2, 215 - MARQUETTE

SEPTEMBER 28, 1989

### REGULAR SEASON

G	Min.	FG	FGA	Pct.	3FG	3FGA	PCT	FT	FTA	Pct.	Off.	Def.	Tot.	Ast.	PF	Dq.	StL.	TO	Blk.	Pts.	Avg.	HI
2012-13	4	6	0	4	.000	0	1	.000	0	0	-	1	3	4	1	0	0	0	0	0	0.0	-

## HOWIE JOLLIFF - 6-7, 220 - OHIO

JULY 20, 1938

### REGULAR SEASON

G	Min.	FG	FGA	Pct.	3FG	3FGA	PCT	FT	FTA	Pct.	Off.	Def.	Tot.	Ast.	PF	Dq.	StL.	TO	Blk.	Pts.	Avg.	HI	
1960-61	46	352	46	141	.326	-	-	-	11	23	.478	-	-	141	16	53	0	-	-	-	103	2.2	-
1961-62	64	1094	104	253	.411	-	-	-	41	78	.526	-	-	383	76	175	4	-	-	-	249	3.9	-
1962-63	28	293	15	55	.273	-	-	-	6	9	.667	-	-	62	20	49	1	-	-	-	36	1.3	-
TOT	138	1739	165	449	.367	-	-	-	58	110	.527	-	-	586	112	277	5	-	-	-	388	2.8	-

### PLAYOFFS

G	Min.	FG	FGA	Pct.	3FG	3FGA	PCT	FT	FTA	Pct.	Off.	Def.	Tot.	Ast.	PF	Dq.	StL.	TO	Blk.	Pts.	Avg.	HI	
1960-61	4	35	6	13	.462	-	-	-	0	0	-	-	25	8	-	-	-	-	-	-	12	3.0	-
1961-62	9	77	2	9	.222	-	-	-	8	8	1.000	-	-	28	7	-	-	-	-	-	12	1.3	-
TOT	13	112	8	22	.364	-	-	-	8	8	1.000	-	-	53	15	-	-	-	-	-	24	1.8	-

## DWIGHT JONES - 6-10, 210 - HOUSTON

FEBRUARY 27, 1952

### REGULAR SEASON

G	Min.	FG	FGA	Pct.	3FG	3FGA	PCT	FT	FTA	Pct.	Off.	Def.	Tot.	Ast.	PF	Dq.	StL.	TO	Blk.	Pts.	Avg.	HI	
1982-83	32	491	62	132	.470	0	1	.000	32	48	.667	28	86	114	22	82	0	13	35	9	156	4.9	14

### PLAYOFFS

G	Min.	FG	FGA	Pct.	3FG	3FGA	PCT	FT	FTA	Pct.	Off.	Def.	Tot.	Ast.	PF	Dq.	StL.	TO	Blk.	Pts.	Avg.	HI	
1982-83	7	59	5	16	.313	0	0	-	2	5	.400	4	8	12	0	-	-	1	5	0	12	1.7	-

## EARL JONES - 7-0, 230 - DISTRICT OF COLUMBIA

JANUARY 13, 1961

### REGULAR SEASON

G	Min.	FG	FGA	Pct.	3FG	3FGA	PCT	FT	FTA	Pct.	Off.	Def.	Tot.	Ast.	PF	Dq.	StL.	TO	Blk.	Pts.	Avg.	HI
1984-85	2	7	0	1	.000	0	0	-	0	0	-	0	0	0	0	0	0	1	0	0	0.0	0

## EDDIE JONES - 6-6, 200 - TEMPLE

OCTOBER 20, 1971

### REGULAR SEASON

G	Min.	FG	FGA	Pct.	3FG	3FGA	PCT	FT	FTA	Pct.	Off.	Def.	Tot.	Ast.	PF	Dq.	StL.	TO	Blk.	Pts.	Avg.	HI	
1994-95	64	1981	342	744	.460	91	246	.370	122	169	.722	79	170	249	128	175	1	131	75	41	897	14.0	31
1995-96	70	2184	337	685	.492	83	227	.366	136	184	.739	45	188	233	246	162	0	129	99	45	893	12.8	27
1996-97	80	2998	473	1081	.438	152	389	.391	276	337	.819	90	236	326	270	226	3	189	169	49	1374	17.2	34
1997-98	80	2910	486	1005	.484	143	368	.389	234	306	.765	85	217	302	246	164	0	160	146	55	1349	16.9	35
1998-99	20	724	96	227	.423	20	64	.313	59	80	.738	20	56	76	61	42	0	35	21	24	271	13.6	21
TOT	314	10797	1779	3742	.475	489	1294	.378	827	1076	.769	319	867	1186	951	769	4	644	510	214	4784	15.2	-

### PLAYOFFS

G	Min.	FG	FGA	Pct.	3FG	3FGA	PCT	FT	FTA	Pct.	Off.	Def.	Tot.	Ast.	PF	Dq.	StL.	TO	Blk.	Pts.	Avg.	HI	
1994-95	10	286	30	80	.375	12	27	.444	15	21	.714	7	25	32	20	-	-	8	17	9	87	8.7	-
1995-96	4	155	27	49	.551	10	19	.526	5	8	.625	7	14	21	6	-	-	8	4	1	69	17.3	-
1996-97	9	283	33	72	.458	9	24	.375	26	35	.743	8	23	31	29	-	-	9	13	4	101	11.2	-
1997-98	13	476	69	148	.466	20	48	.417	63	76	.829	12	39	51	32	-	-	26	17	21	221	17.0	-
TOT	36	1200	159	349	.456	51	118	.432	109	140	.779	34	101	135	87	-	-	51	51	35	478	13.3	-

## JUMAINE JONES - 6-8, 242 - GEORGIA

FEBRUARY 10, 1979

### REGULAR SEASON

G	Min.	FG	FGA	Pct.	3FG	3FGA	PCT	FT	FTA	Pct.	Off.	Def.	Tot.	Ast.	PF	Dq.	StL.	TO	Blk.	Pts.	Avg.	HI	
2004-05	76	1830	210	486	.432	102	261	.391	55	75	.733	107	291	398	665	165	1	44	49	24	577	7.6	25

## EDDIE JORDAN - 6-1, 170 - RUTGERS

JANUARY 29, 1955

### REGULAR SEASON

G	Min.	FG	FGA	Pct.	3FG	3FGA	PCT	FT	FTA	Pct.	Off.	Def.	Tot.	Ast.	PF	Dq.	StL.	TO	Blk.	Pts.	Avg.	HI	
1980-81	60	987	120	279	.430	3	12	.250	63	95	.663	25	55	80	195	136	0	74	120	7	306	5.1	18
1981-82	58	608	89	208	.428	1	9	.111	43	54	.796	4	39	43	131	98	0	62	66	1	222	3.8	17
1982-83	35	333	40	132	.303	3	16	.188	11	17	.647	8	18	26	80	52	0	31	54	1	94	2.7	12
1983-84	3	27	4	8	.500	0	3	.000	1	2	.500	0	4	4	5	0	4	8	0	9	3.0	4	
TOT	156	1955	253	627	.404	7	40	.175	118	168	.702	37	116	153	411	291	0	171	248	9	631	4.0	-

### PLAYOFFS

G	Min.	FG	FGA	Pct.	3FG	3FGA	PCT	FT	FTA	Pct.	Off.	Def.	Tot.	Ast.	PF	Dq.	StL.	TO	Blk.	Pts.	Avg.	HI	
1980-81	2	4	0	0	-	0	0	-	0	0	-	0	0	0	1	-	-	0	0	0	0.0	-	
1981-82	3	6	0	2	.000	0	1	.000	0	0	-	0	0	0	5	-	-	2	1	0	0	0.0	-
TOT	5	10	0	2	.000	0	1	.000	0	0	-	0	0	0	6	-	-	2	1	0	0	0.0	-

## REGGIE JORDAN - 6-4, 195 - NEW MEXICO STATE

JANUARY 26, 1968

### REGULAR SEASON

G	Min.	FG	FGA	Pct.	3FG	3FGA	PCT	FT	FTA	Pct.	Off.	Def.	Tot.	Ast.	PF	Dq.	StL.	TO	Blk.	Pts.	Avg.	HI	
1993-94	23	259	44	103	.427	2	4	.500	35	51	.686	46	21	67	26	26	0	14	14	5	125	5.4	28

## JOHNNY JORGENSEN - 6-2, 185 - DEPAUL

DECEMBER 28, 1921

### REGULAR SEASON

G	Min.	FG	FGA	Pct.	3FG	3FGA	PCT	FT	FTA	Pct.	Off.	Def.	Tot.	Ast.	PF	Dq.	StL.	TO	Blk.	Pts.	Avg.	HI	
1948-49	48	-	41	114	.360	-	-	-	24	33	.727	-	-	-	33	68	-	-	-	-	106	2.2	-

### PLAYOFFS

G	Min.	FG	FGA	Pct.	3FG	3FGA	PCT	FT	FTA	Pct.	Off.	Def.	Tot.	Ast.	PF	Dq.	StL.	TO	Blk.	Pts.	Avg.	HI	
1948-49	6	-	3	7	.429	-	-	-	1	1	1.000	-	-	-	4	-	-	-	-	-	7	1.2	-



# ALL-TIME ROSTER WITH STATISTICS

## EDWIN "WHITEY" KACHAN - 6-2, 175 - DEPAUL

SEPTEMBER 15, 1925

### REGULAR SEASON

G	Min.	FG	FGA	Pct.	3FG	3FGA	PCT	FT	FTA	Pct.	Off.	Def.	Tot.	Ast.	PF	Dq.	StL.	TO	Blk.	Pts.	Avg.	HI
1948-49	19	-	16	42	.381	-	-	15	22	.682	-	-	-	12	24	-	-	-	-	47	2.5	-

## ED KALAFAT - 6-6, 245 - MINNESOTA

OCTOBER 13, 1932

### REGULAR SEASON

G	Min.	FG	FGA	Pct.	3FG	3FGA	PCT	FT	FTA	Pct.	Off.	Def.	Tot.	Ast.	PF	Dq.	StL.	TO	Blk.	Pts.	Avg.	HI
1954-55	72	1102	118	375	.315	-	-	111	168	.661	-	-	317	75	205	9	-	-	-	347	4.8	-
1955-56	72	1639	194	540	.359	-	-	186	252	.738	-	-	440	130	236	2	-	-	-	574	8.0	-
1956-57	65	1617	178	507	.351	-	-	197	298	.661	-	-	425	105	243	9	-	-	-	553	8.5	-
TOT	209	4358	490	1422	.345	-	-	494	718	.688	-	-	1182	310	684	20	-	-	-	1474	7.1	-

### PLAYOFFS

G	Min.	FG	FGA	Pct.	3FG	3FGA	PCT	FT	FTA	Pct.	Off.	Def.	Tot.	Ast.	PF	Dq.	StL.	TO	Blk.	Pts.	Avg.	HI
1954-55	7	76	2	22	.091	-	-	3	10	.300	-	-	18	0	-	-	-	-	-	7	1.0	-
1955-56	3	55	9	21	.429	-	-	15	19	.789	-	-	21	2	-	-	-	-	-	33	11.0	-
1956-57	5	104	21	36	.583	-	-	21	31	.677	-	-	24	9	-	-	-	-	-	63	12.6	-
TOT	15	235	32	79	.405	-	-	39	60	.650	-	-	63	11	-	-	-	-	-	103	6.9	-

## CHRIS KAMAN - 7-0, 265 - CENTRAL MICHIGAN

APRIL 28, 1982

### REGULAR SEASON

G	Min.	FG	FGA	Pct.	3FG	3FGA	PCT	FT	FTA	Pct.	Off.	Def.	Tot.	Ast.	PF	Dq.	StL.	TO	Blk.	Pts.	Avg.	HI	
2013-14	39	736	176	346	.509	0	3	000	52	68	.765	54	175	229	58	93	1	11	74	40	404	10.4	28

## JASON KAPONO - 6-8, 215 - UCLA

FEBRUARY 4, 1981

### REGULAR SEASON

G	Min.	FG	FGA	Pct.	3FG	3FGA	PCT	FT	FTA	Pct.	Off.	Def.	Tot.	Ast.	PF	Dq.	StL.	TO	Blk.	Pts.	Avg.	HI	
2011-12	27	269	21	55	.382	8	27	296	4	4	1.000	2	12	14	11	21	0	3	6	0	54	2.0	-

## COBY KARL - 6-5, 215 - BOISE STATE

JUNE 8, 1983

### REGULAR SEASON

G	Min.	FG	FGA	Pct.	3FG	3FGA	PCT	FT	FTA	Pct.	Off.	Def.	Tot.	Ast.	PF	Dq.	StL.	TO	Blk.	Pts.	Avg.	HI	
2007-08	17	71	9	26	.346	4	13	.308	8	10	.800	3	11	14	9	4	0	4	5	2	30	1.8	6

### PLAYOFFS

G	Min.	FG	FGA	Pct.	3FG	3FGA	PCT	FT	FTA	Pct.	Off.	Def.	Tot.	Ast.	PF	Dq.	StL.	TO	Blk.	Pts.	Avg.	HI	
2007-08	1	2	0	0	0	0	0	0	0	0	0	0	0	0	0	0	0	0	0	0	0	0	0

## RYAN KELLY - 6-11, 230 - DUKE

APRIL 9, 1991

### REGULAR SEASON

G	Min.	FG	FGA	Pct.	3FG	3FGA	PCT	FT	FTA	Pct.	Off.	Def.	Tot.	Ast.	PF	Dq.	StL.	TO	Blk.	Pts.	Avg.	HI	
2013-14	59	1312	157	371	.423	48	142	.338	110	135	.815	42	177	219	95	147	0	32	47	45	472	8.0	26
2014-15	52	1233	104	309	.337	45	134	.336	79	95	.832	13	133	146	92	118	1	30	37	24	332	6.4	21
2015-16	36	470	55	149	.369	5	37	.135	37	54	.685	21	100	121	20	39	0	13	18	10	152	4.2	12
TOT	147	3015	316	829	.381	98	313	.313	226	284	.796	76	410	486	207	304	1	75	102	79	956	6.5	-

## JEROME KERSEY - 6-7, 225 - LONGWOOD

JUNE 26, 1962

### REGULAR SEASON

G	Min.	FG	FGA	Pct.	3FG	3FGA	PCT	FT	FTA	Pct.	Off.	Def.	Tot.	Ast.	PF	Dq.	StL.	TO	Blk.	Pts.	Avg.	HI	
1996-97	70	1766	194	449	.432	17	65	.262	71	118	.602	112	251	363	89	219	0	119	74	49	476	6.8	16

### PLAYOFFS

G	Min.	FG	FGA	Pct.	3FG	3FGA	PCT	FT	FTA	Pct.	Off.	Def.	Tot.	Ast.	PF	Dq.	StL.	TO	Blk.	Pts.	Avg.	HI	
1996-97	9	210	17	35	.486	0	1	.000	15	19	.789	14	34	48	14	-	-	9	3	6	49	5.4	-

## RANDOLPH KEYS - 6-7, 195 - SOUTHERN MISSISSIPPI

APRIL 19, 1966

### REGULAR SEASON

G	Min.	FG	FGA	Pct.	3FG	3FGA	PCT	FT	FTA	Pct.	Off.	Def.	Tot.	Ast.	PF	Dq.	StL.	TO	Blk.	Pts.	Avg.	HI	
1994-95	6	83	9	26	.346	0	9	.000	2	2	1.000	6	11	17	2	16	0	1	2	2	20	3.3	10

## ERNIE KILLUM - 6-3, 185 - STETSON

JUNE 11, 1948

### REGULAR SEASON

G	Min.	FG	FGA	Pct.	3FG	3FGA	PCT	FT	FTA	Pct.	Off.	Def.	Tot.	Ast.	PF	Dq.	StL.	TO	Blk.	Pts.	Avg.	HI
1970-71	4	12	0	4	.000	-	-	1	1	1.000	-	-	2	0	1	0	-	-	-	1	0.3	-

### PLAYOFFS

G	Min.	FG	FGA	Pct.	3FG	3FGA	PCT	FT	FTA	Pct.	Off.	Def.	Tot.	Ast.	PF	Dq.	StL.	TO	Blk.	Pts.	Avg.	HI
1970-71	2	4	1	1	1.000	-	-	2	3	.667	-	-	0	0	-	-	-	-	-	4	2.0	-

## FRANKIE KING - 6-1, 185 - WESTERN CAROLINA

JUNE 6, 1972

### REGULAR SEASON

G	Min.	FG	FGA	Pct.	3FG	3FGA	PCT	FT	FTA	Pct.	Off.	Def.	Tot.	Ast.	PF	Dq.	StL.	TO	Blk.	Pts.	Avg.	HI	
1995-96	6	20	3	11	.273	0	1	.000	1	3	.333	1	1	2	2	4	0	2	2	0	7	1.2	3

# ALL-TIME ROSTER WITH STATISTICS

## JIM KING - 6-2, 175 - TULSA

FEBRUARY 7, 1941

### REGULAR SEASON

	G	Min.	FG	FGA	Pct.	3FG	3FGA	PCT	FT	FTA	Pct.	Off.	Def.	Tot.	Ast.	PF	Dq.	StL.	TO	Blk.	Pts.	Avg.	HI
1963-64	60	762	84	198	.424	-	-	-	66	101	.653	-	-	113	110	99	0	-	-	-	234	3.9	-
1964-65	77	1671	184	469	.392	-	-	-	118	151	.781	-	-	214	178	193	2	-	-	-	486	6.3	-
1965-66	76	1499	238	545	.437	-	-	-	94	115	.817	-	-	204	223	181	1	-	-	-	570	7.5	-
TOT	213	3932	506	1212	.417	-	-	-	278	367	.757	-	-	531	511	473	3	-	-	-	1290	6.1	-

### PLAYOFFS

	G	Min.	FG	FGA	Pct.	3FG	3FGA	PCT	FT	FTA	Pct.	Off.	Def.	Tot.	Ast.	PF	Dq.	StL.	TO	Blk.	Pts.	Avg.	HI
1963-64	4	51	4	10	.400	-	-	-	4	4	1.000	-	-	4	6	-	-	-	-	-	12	3.0	-
1964-65	11	184	28	63	.444	-	-	-	15	17	.882	-	-	36	24	-	-	-	-	-	71	6.5	-
1965-66	13	287	35	84	.417	-	-	-	12	17	.706	-	-	33	31	-	-	-	-	-	82	6.3	-
TOT	28	522	67	157	.427	-	-	-	31	38	.816	-	-	73	61	-	-	-	-	-	165	5.9	-

## JOE KLEINE - 7-0, 270 - ARKANSAS

JANUARY 4, 1962

### REGULAR SEASON

	G	Min.	FG	FGA	Pct.	3FG	3FGA	PCT	FT	FTA	Pct.	Off.	Def.	Tot.	Ast.	PF	Dq.	StL.	TO	Blk.	Pts.	Avg.	HI
1996-97	8	30	2	8	.250	0	0	-	2	2	1.000	2	7	9	0	6	0	0	0	0	6	0.8	2

## TRAVIS KNIGHT - 7-0, 235 - CONNECTICUT

SEPTEMBER 13, 1974

### REGULAR SEASON

	G	Min.	FG	FGA	Pct.	3FG	3FGA	PCT	FT	FTA	Pct.	Off.	Def.	Tot.	Ast.	PF	Dq.	StL.	TO	Blk.	Pts.	Avg.	HI
1996-97	71	1156	140	275	.509	0	0	-	62	100	.620	130	189	319	39	170	2	31	49	58	342	4.8	19
1998-99	37	525	67	130	.515	0	1	.000	22	29	.759	34	94	128	31	108	2	21	35	27	156	4.2	15
1999-00	63	410	46	118	.390	0	0	-	17	28	.607	46	83	129	23	88	1	6	26	23	109	1.7	9
TOT	171	2091	253	523	.484	0	1	.000	101	157	.643	210	366	576	93	366	5	58	110	108	607	3.5	-

### PLAYOFFS

	G	Min.	FG	FGA	Pct.	3FG	3FGA	PCT	FT	FTA	Pct.	Off.	Def.	Tot.	Ast.	PF	Dq.	StL.	TO	Blk.	Pts.	Avg.	HI
1996-97	9	93	8	10	.800	0	0	-	3	4	.750	3	15	18	3	-	-	3	2	3	19	2.1	-
1998-99	3	10	1	3	.333	0	0	-	1	2	.500	0	5	5	1	-	-	0	3	0	3	1.0	-
1999-00	14	48	8	15	.533	0	0	-	2	6	.333	3	2	5	0	-	-	1	6	3	18	1.3	-
TOT	26	151	17	28	.607	0	0	-	6	12	.500	6	22	28	4	-	-	4	11	6	40	1.5	-

## JIM KREBS - 6-8, 230 - SMU

SEPTEMBER 8, 1935

### REGULAR SEASON

	G	Min.	FG	FGA	Pct.	3FG	3FGA	PCT	FT	FTA	Pct.	Off.	Def.	Tot.	Ast.	PF	Dq.	StL.	TO	Blk.	Pts.	Avg.	HI
1957-58	68	1259	199	527	.378	-	-	-	135	176	.767	-	-	502	27	182	4	-	-	-	533	7.8	-
1958-59	72	1578	271	679	.399	-	-	-	92	123	.748	-	-	491	50	212	4	-	-	-	634	8.8	-
1959-60	75	1269	237	605	.392	-	-	-	98	136	.721	-	-	327	38	210	2	-	-	-	572	7.6	-
1960-61	75	1655	271	692	.392	-	-	-	75	93	.806	-	-	456	68	223	2	-	-	-	617	8.2	-
1961-62	78	2012	312	701	.445	-	-	-	156	208	.750	-	-	616	110	290	9	-	-	-	780	10.0	-
1962-63	79	1913	272	627	.434	-	-	-	115	154	.747	-	-	502	87	256	2	-	-	-	659	8.3	-
1963-64	68	975	134	357	.375	-	-	-	65	85	.765	-	-	283	49	166	6	-	-	-	333	4.9	-
TOT	515	10661	1696	4188	.405	-	-	-	736	975	.755	-	-	3177	429	1539	29	-	-	-	4128	8.0	-

### PLAYOFFS

	G	Min.	FG	FGA	Pct.	3FG	3FGA	PCT	FT	FTA	Pct.	Off.	Def.	Tot.	Ast.	PF	Dq.	StL.	TO	Blk.	Pts.	Avg.	HI
1958-59	13	213	36	103	.350	-	-	-	22	23	.957	-	-	77	5	-	-	-	-	-	94	7.2	-
1959-60	9	157	23	55	.418	-	-	-	5	10	.500	-	-	47	8	-	-	-	-	-	51	5.7	-
1960-61	12	183	16	47	.340	-	-	-	14	18	.778	-	-	60	9	-	-	-	-	-	46	3.8	-
1961-62	11	327	30	90	.333	-	-	-	22	26	.846	-	-	102	21	-	-	-	-	-	82	7.5	-
1962-63	13	199	16	47	.340	-	-	-	10	15	.667	-	-	40	4	-	-	-	-	-	42	3.2	-
1963-64	4	50	6	9	.667	-	-	-	2	4	.500	-	-	22	6	-	-	-	-	-	14	3.5	-
TOT	62	1129	127	351	.362	-	-	-	75	96	.781	-	-	348	53	-	-	-	-	-	329	5.3	-

## LARRY KRSTOWIAK - 6-9, 240 - MONTANA

SEPTEMBER 23, 1964

### REGULAR SEASON

	G	Min.	FG	FGA	Pct.	3FG	3FGA	PCT	FT	FTA	Pct.	Off.	Def.	Tot.	Ast.	PF	Dq.	StL.	TO	Blk.	Pts.	Avg.	HI
1996-97	3	11	1	2	.500	0	0	-	1	2	.500	2	3	5	3	3	0	2	1	0	3	1.0	3

## MITCH KUPCHAK - 6-10, 230 - NORTH CAROLINA

MAY 24, 1954

### REGULAR SEASON

	G	Min.	FG	FGA	Pct.	3FG	3FGA	PCT	FT	FTA	Pct.	Off.	Def.	Tot.	Ast.	PF	Dq.	StL.	TO	Blk.	Pts.	Avg.	HI
1981-82	26	821	153	267	.573	0	0	-	65	98	.663	64	146	210	33	80	1	12	43	10	371	14.3	25
1983-84	34	324	41	108	.380	0	0	-	22	34	.647	35	52	87	7	46	0	4	22	6	104	3.1	12
1984-85	58	716	123	244	.504	0	0	-	60	91	.659	68	116	184	21	104	0	19	48	20	306	5.3	29
1985-86	55	783	124	257	.482	0	1	.000	84	112	.750	69	122	191	17	102	0	12	64	7	332	6.0	15
TOT	173	2644	441	876	.503	0	1	.000	231	335	.690	236	436	672	78	332	1	47	177	43	1113	6.4	-

### PLAYOFFS

	G	Min.	FG	FGA	Pct.	3FG	3FGA	PCT	FT	FTA	Pct.	Off.	Def.	Tot.	Ast.	PF	Dq.	StL.	TO	Blk.	Pts.	Avg.	HI
1983-84	9	69	5	17	.294	0	0	-	8	14	.571	12	17	29	2	-	-	1	6	2	18	2.0	-
1984-85	16	197	31	53	.585	0	1	.000	13	22	.591	11	37	48	5	-	-	2	10	7	75	4.7	-
1985-86	5	56	8	15	.533	0	0	-	4	6	.667	5	10	15	2	-	-	2	3	0	20	4.0	-
TOT	30	322	44	85	.518	0	1	.000	25	42	.595	28	64	92	9	-	-	5	19	9	113	3.8	-



# ALL-TIME ROSTER WITH STATISTICS

## C.J. KUPEC - 6-6, 220 - MICHIGAN

JANUARY 16, 1953

### REGULAR SEASON

	G	Min.	FG	FGA	Pct.	3FG	3FGA	PCT	FT	FTA	Pct.	Off.	Def.	Tot.	Ast.	PF	Do.	StL.	TO	Blk.	Pts.	Avg.	HI
1975-76	16	55	10	40	.250	-	-	-	7	11	.636	4	19	23	5	7	0	3	-	0	27	1.7	6
1976-77	82	908	153	342	.447	-	-	-	78	101	.772	76	123	199	53	113	0	18	-	4	384	4.7	14
<b>TOT</b>	<b>98</b>	<b>963</b>	<b>163</b>	<b>382</b>	<b>.428</b>	<b>-</b>	<b>-</b>	<b>-</b>	<b>85</b>	<b>112</b>	<b>.759</b>	<b>80</b>	<b>142</b>	<b>222</b>	<b>58</b>	<b>120</b>	<b>0</b>	<b>21</b>	<b>-</b>	<b>4</b>	<b>411</b>	<b>4.2</b>	<b>-</b>

### PLAYOFFS

	G	Min.	FG	FGA	Pct.	3FG	3FGA	PCT	FT	FTA	Pct.	Off.	Def.	Tot.	Ast.	PF	Do.	StL.	TO	Blk.	Pts.	Avg.	HI
1976-77	11	57	8	18	.444	-	-	-	5	7	.714	-	-	16	4	-	-	-	-	-	21	1.9	-

## KYLE KUZMA - 6-9, 220 - UTAH

JULY 24, 1995

### REGULAR SEASON

	G	Min.	FG	FGA	Pct.	3FG	3FGA	PCT	FT	FTA	Pct.	Off.	Def.	Tot.	Ast.	PF	Do.	StL.	TO	Blk.	Pts.	Avg.	HI
1971-78	77	2401	468	1039	.450	159	434	.366	147	208	.707	88	395	483	141	160	0	49	140	34	1242	16.1	38

## Bo LAMAR - 6-1, 180 - SW LOUISIANA

APRIL 7, 1951

### REGULAR SEASON

	G	Min.	FG	FGA	Pct.	3FG	3FGA	PCT	FT	FTA	Pct.	Off.	Def.	Tot.	Ast.	PF	Do.	StL.	TO	Blk.	Pts.	Avg.	HI
1976-77	71	1165	228	561	.406	-	-	-	46	68	.676	30	62	92	177	73	0	59	-	3	502	7.1	22

### PLAYOFFS

	G	Min.	FG	FGA	Pct.	3FG	3FGA	PCT	FT	FTA	Pct.	Off.	Def.	Tot.	Ast.	PF	Do.	StL.	TO	Blk.	Pts.	Avg.	HI
1976-77	10	109	12	41	.293	-	-	-	9	10	.900	-	-	9	14	-	-	-	-	-	33	3.3	-

## JEFF LAMP - 6-6, 195 - VIRGINIA

MARCH 9, 1959

### REGULAR SEASON

	G	Min.	FG	FGA	Pct.	3FG	3FGA	PCT	FT	FTA	Pct.	Off.	Def.	Tot.	Ast.	PF	Do.	StL.	TO	Blk.	Pts.	Avg.	HI	
1987-88	3	7	0	0	0	0	0	0	2	2	1.000	0	0	0	0	1	0	0	0	0	0	2	0.7	2
1988-89	37	176	27	69	.391	2	4	.500	4	5	.800	6	28	34	15	27	0	8	16	2	60	1.6	7	
<b>TOT</b>	<b>40</b>	<b>183</b>	<b>27</b>	<b>69</b>	<b>.391</b>	<b>2</b>	<b>4</b>	<b>.500</b>	<b>6</b>	<b>7</b>	<b>.857</b>	<b>6</b>	<b>28</b>	<b>34</b>	<b>15</b>	<b>28</b>	<b>0</b>	<b>8</b>	<b>16</b>	<b>2</b>	<b>62</b>	<b>1.6</b>	<b>-</b>	

### PLAYOFFS

	G	Min.	FG	FGA	Pct.	3FG	3FGA	PCT	FT	FTA	Pct.	Off.	Def.	Tot.	Ast.	PF	Do.	StL.	TO	Blk.	Pts.	Avg.	HI
1988-89	5	14	3	6	.500	0	0	.000	1	2	.500	0	1	3	1	-	-	0	1	0	7	1.4	-

## MARK LANDSBERGER - 6-8, 225 - ARIZONA STATE

MAY 21, 1955

### REGULAR SEASON

	G	Min.	FG	FGA	Pct.	3FG	3FGA	PCT	FT	FTA	Pct.	Off.	Def.	Tot.	Ast.	PF	Do.	StL.	TO	Blk.	Pts.	Avg.	HI
1979-80	23	374	66	137	.482	0	0	-	29	56	.518	69	94	163	14	27	0	10	25	5	161	7.0	14
1980-81	69	1086	164	327	.502	0	1	.000	62	116	.534	152	225	377	27	135	0	19	65	6	390	5.7	22
1981-82	75	1134	144	329	.438	0	2	.000	33	65	.508	164	237	401	32	134	0	10	49	7	321	4.3	17
1982-83	39	356	43	102	.422	0	0	-	12	25	.480	55	73	128	12	148	0	8	20	4	98	2.5	8
<b>TOT</b>	<b>206</b>	<b>2950</b>	<b>417</b>	<b>895</b>	<b>.466</b>	<b>0</b>	<b>3</b>	<b>.000</b>	<b>136</b>	<b>262</b>	<b>.519</b>	<b>440</b>	<b>629</b>	<b>1069</b>	<b>85</b>	<b>344</b>	<b>0</b>	<b>47</b>	<b>159</b>	<b>22</b>	<b>970</b>	<b>4.7</b>	<b>-</b>

### PLAYOFFS

	G	Min.	FG	FGA	Pct.	3FG	3FGA	PCT	FT	FTA	Pct.	Off.	Def.	Tot.	Ast.	PF	Do.	StL.	TO	Blk.	Pts.	Avg.	HI
1979-80	16	195	25	69	.362	0	1	.000	5	6	.833	25	44	69	2	-	-	3	10	2	55	3.4	-
1980-81	3	32	2	7	.286	0	0	-	1	1	1.000	9	6	15	0	-	-	1	1	0	5	1.7	-
1981-82	9	60	3	9	.333	0	0	-	4	9	.444	11	11	22	2	-	-	0	4	0	10	1.1	-
1982-83	11	141	12	28	.429	0	1	.000	2	4	.500	19	25	44	3	-	-	0	6	2	26	2.4	-
<b>TOT</b>	<b>39</b>	<b>428</b>	<b>42</b>	<b>113</b>	<b>.372</b>	<b>0</b>	<b>2</b>	<b>.000</b>	<b>12</b>	<b>20</b>	<b>.600</b>	<b>64</b>	<b>86</b>	<b>150</b>	<b>7</b>	<b>-</b>	<b>-</b>	<b>4</b>	<b>21</b>	<b>4</b>	<b>96</b>	<b>2.5</b>	<b>-</b>

## STU LANTZ - 6-3, 180 - NEBRASKA

JULY 14, 1946

### REGULAR SEASON

	G	Min.	FG	FGA	Pct.	3FG	3FGA	PCT	FT	FTA	Pct.	Off.	Def.	Tot.	Ast.	PF	Do.	StL.	TO	Blk.	Pts.	Avg.	HI
1974-75	56	1430	189	446	.424	-	-	-	145	176	.824	81	89	170	158	134	1	44	-	10	523	9.3	26
1975-76	53	853	85	204	.417	-	-	-	80	89	.899	28	71	99	76	105	1	27	-	3	250	4.7	19
<b>TOT</b>	<b>109</b>	<b>2283</b>	<b>274</b>	<b>650</b>	<b>.422</b>	<b>-</b>	<b>-</b>	<b>-</b>	<b>225</b>	<b>265</b>	<b>.849</b>	<b>109</b>	<b>160</b>	<b>269</b>	<b>234</b>	<b>239</b>	<b>2</b>	<b>71</b>	<b>-</b>	<b>13</b>	<b>773</b>	<b>7.1</b>	<b>-</b>

## RUDY LARUSSO - 6-8, 220 - DARTMOUTH

NOVEMBER 11, 1937

### REGULAR SEASON

	G	Min.	FG	FGA	Pct.	3FG	3FGA	PCT	FT	FTA	Pct.	Off.	Def.	Tot.	Ast.	PF	Do.	StL.	TO	Blk.	Pts.	Avg.	HI
1959-60	71	2092	355	913	.389	-	-	-	265	357	.742	-	-	679	83	222	8	-	-	-	975	13.7	-
1960-61	79	2593	416	992	.419	-	-	-	323	409	.790	-	-	781	135	280	8	-	-	-	1155	14.6	-
1961-62	80	2754	516	1108	.466	-	-	-	342	448	.763	-	-	828	179	255	5	-	-	-	1374	17.2	-
1962-63	75	2505	321	761	.422	-	-	-	282	393	.718	-	-	747	187	255	5	-	-	-	924	12.3	-
1963-64	79	2746	337	776	.434	-	-	-	298	397	.751	-	-	800	190	268	5	-	-	-	972	12.3	-
1964-65	77	2588	381	827	.461	-	-	-	321	415	.773	-	-	725	198	258	3	-	-	-	1083	14.1	-
1965-66	76	2316	410	897	.457	-	-	-	350	445	.787	-	-	660	165	261	9	-	-	-	1170	15.4	-
1966-67	45	1292	211	509	.415	-	-	-	156	224	.696	-	-	351	78	149	6	-	-	-	578	12.8	-
<b>TOT</b>	<b>582</b>	<b>18886</b>	<b>2947</b>	<b>6783</b>	<b>.434</b>	<b>-</b>	<b>-</b>	<b>-</b>	<b>2337</b>	<b>3088</b>	<b>.757</b>	<b>-</b>	<b>-</b>	<b>5571</b>	<b>1215</b>	<b>1948</b>	<b>49</b>	<b>-</b>	<b>-</b>	<b>-</b>	<b>8231</b>	<b>14.1</b>	<b>-</b>

### PLAYOFFS

	G	Min.	FG	FGA	Pct.	3FG	3FGA	PCT	FT	FTA	Pct.	Off.	Def.	Tot.	Ast.	PF	Do.	StL.	TO	Blk.	Pts.	Avg.	HI
1959-60	9	321	56	132	.424	-	-	-	27	35	.771	-	-	70	22	-	-	-	-	-	139	15.4	-
1960-61	12	360	57	144	.396	-	-	-	32	48	.667	-	-	96	24	-	-	-	-	-	146	12.2	-
1961-62	13	461	57	156	.365	-	-	-	69	91	.758	-	-	118	22	-	-	-	-	-	183	14.1	-
1962-63	13	465	65	154	.422	-	-	-	57	75	.760	-	-	127	28	-	-	-	-	-	187	14.4	-
1963-64	5	189	13	33	.394	-	-	-	19	22	.864	-	-	30	11	-	-	-	-	-	45	9.0	-
1964-65	11	395	56	137	.409	-	-	-	53	74	.716	-	-	89	29	-	-</						

# ALL-TIME ROSTER WITH STATISTICS

## BUTCH LEE - 6-0, 175 - MARQUETTE

DECEMBER 5, 1956

### REGULAR SEASON

G	Min.	FG	FGA	Pct.	3FG	3FGA	PCT	FT	FTA	Pct.	Off.	Def.	Tot.	Ast.	PF	Do.	StL.	TO	Blk.	Pts.	Avg.	HI	
1979-80	11	31	4	13	.308	0	0	-	6	7	.857	4	4	8	9	2	0	1	7	0	14	1.3	4

### PLAYOFFS

G	Min.	FG	FGA	Pct.	3FG	3FGA	PCT	FT	FTA	Pct.	Off.	Def.	Tot.	Ast.	PF	Do.	StL.	TO	Blk.	Pts.	Avg.	HI	
1979-80	3	6	0	0	-	0	0	-	2	2	1.000	0	1	1	0	-	-	0	3	0	2	0.7	-

## BOB LEONARD - 6-3, 185 - INDIANA

FEBRUARY 15, 1932

### REGULAR SEASON

G	Min.	FG	FGA	Pct.	3FG	3FGA	PCT	FT	FTA	Pct.	Off.	Def.	Tot.	Ast.	PF	Do.	StL.	TO	Blk.	Pts.	Avg.	HI	
1956-57	72	1943	303	867	.349	-	-	-	186	241	.772	-	-	220	169	140	0	-	-	-	792	11.0	-
1957-58	66	2074	266	794	.335	-	-	-	205	268	.765	-	-	237	218	145	0	-	-	-	737	11.2	-
1958-59	58	1598	206	552	.373	-	-	-	120	160	.750	-	-	178	186	119	0	-	-	-	532	9.2	-
1959-60	73	2074	231	717	.322	-	-	-	136	193	.705	-	-	245	252	171	3	-	-	-	598	8.2	-
1960-61	55	600	61	207	.295	-	-	-	71	100	.710	-	-	70	81	70	0	-	-	-	193	3.5	-
TOT	324	8289	1067	3137	.340	-	-	-	718	962	.746	-	-	950	906	645	3	-	-	-	2852	8.8	-

### PLAYOFFS

G	Min.	FG	FGA	Pct.	3FG	3FGA	PCT	FT	FTA	Pct.	Off.	Def.	Tot.	Ast.	PF	Do.	StL.	TO	Blk.	Pts.	Avg.	HI	
1956-57	5	204	42	100	.420	-	-	-	23	26	.885	-	-	30	38	15	-	-	-	-	107	21.4	-
1958-59	13	467	63	173	.364	-	-	-	32	40	.800	-	-	44	70	38	-	-	-	-	158	12.2	-
1959-60	9	207	20	67	.299	-	-	-	18	28	.643	-	-	10	45	17	-	-	-	-	58	6.4	-
1960-61	7	46	5	24	.208	-	-	-	1	4	.250	-	-	6	12	7	-	-	-	-	11	1.6	-
TOT	34	924	130	364	.357	-	-	-	74	98	.755	-	-	90	165	77	-	-	-	-	334	9.8	-

## RONNIE LESTER - 6-2, 175 - IOWA

JANUARY 1, 1959

### REGULAR SEASON

G	Min.	FG	FGA	Pct.	3FG	3FGA	PCT	FT	FTA	Pct.	Off.	Def.	Tot.	Ast.	PF	Do.	StL.	TO	Blk.	Pts.	Avg.	HI	
1984-85	32	278	34	82	.415	0	1	.000	21	31	.677	4	22	26	80	25	0	15	32	3	89	2.8	15
1985-86	27	222	26	52	.500	0	3	.000	15	19	.789	0	10	10	54	27	0	9	42	3	67	2.5	8
TOT	59	500	60	134	.448	0	4	.000	36	50	.720	4	32	36	134	52	0	24	74	6	156	2.6	-

### PLAYOFFS

G	Min.	FG	FGA	Pct.	3FG	3FGA	PCT	FT	FTA	Pct.	Off.	Def.	Tot.	Ast.	PF	Do.	StL.	TO	Blk.	Pts.	Avg.	HI	
1984-85	9	54	6	15	.400	0	0	-	7	9	.778	2	6	8	9	-	-	0	4	0	19	2.1	-

## JEREMY LIN - 6-3, 200 - HARVARD

AUGUST 23, 1988

### REGULAR SEASON

G	Min.	FG	FGA	Pct.	3FG	3FGA	PCT	FT	FTA	Pct.	Off.	Def.	Tot.	Ast.	PF	Do.	StL.	TO	Blk.	Pts.	Avg.	HI	
2014-15	74	1907	277	654	.424	65	176	.369	213	268	.795	26	170	196	339	189	1	82	166	32	832	11.2	29

## BROOK LOPEZ - 7-0, 275 - STANFORD

APRIL 1, 1988

### REGULAR SEASON

G	Min.	FG	FGA	Pct.	3FG	3FGA	PCT	FT	FTA	Pct.	Off.	Def.	Tot.	Ast.	PF	Do.	StL.	TO	Blk.	Pts.	Avg.	HI	
1971-72	14	1735	369	793	.465	112	325	.345	111	158	.703	74	220	294	126	195	0	30	98	98	961	13.0	34

## STAN LOVE - 6-9, 215 - OREGON

APRIL 9, 1949

### REGULAR SEASON

G	Min.	FG	FGA	Pct.	3FG	3FGA	PCT	FT	FTA	Pct.	Off.	Def.	Tot.	Ast.	PF	Do.	StL.	TO	Blk.	Pts.	Avg.	HI		
1973-74	51	698	119	278	.428	-	-	-	49	64	.766	54	116	170	48	132	3	28	-	-	20	287	5.6	21
1974-75	30	431	85	194	.438	-	-	-	47	66	.712	31	66	97	26	69	1	16	-	-	13	217	7.2	18
TOT	81	1129	204	472	.432	-	-	-	96	130	.738	85	182	267	74	201	4	44	-	-	33	504	6.2	-

### PLAYOFFS

G	Min.	FG	FGA	Pct.	3FG	3FGA	PCT	FT	FTA	Pct.	Off.	Def.	Tot.	Ast.	PF	Do.	StL.	TO	Blk.	Pts.	Avg.	HI	
1973-74	2	9	2	3	.667	-	-	-	2	3	.667	-	-	3	1	-	-	-	-	-	6	3.0	-

## CLYDE LOVELLETTE - 6-9, 235 - KANSAS

SEPTEMBER 7, 1929

### REGULAR SEASON

G	Min.	FG	FGA	Pct.	3FG	3FGA	PCT	FT	FTA	Pct.	Off.	Def.	Tot.	Ast.	PF	Do.	StL.	TO	Blk.	Pts.	Avg.	HI	
1953-54	72	1255	237	560	.423	-	-	-	114	164	.695	-	-	419	51	210	2	-	-	-	588	8.2	-
1954-55	70	2361	519	1192	.435	-	-	-	273	398	.686	-	-	802	100	262	6	-	-	-	1311	18.7	-
1955-56	71	2518	594	1370	.434	-	-	-	338	469	.721	-	-	992	164	245	5	-	-	-	1526	21.5	-
1956-57	69	2492	574	1348	.426	-	-	-	286	399	.717	-	-	932	139	251	4	-	-	-	1434	20.8	-
TOT	282	8626	1924	4470	.430	-	-	-	1011	1430	.707	-	-	3145	454	968	17	-	-	-	4859	17.2	-

### PLAYOFFS

G	Min.	FG	FGA	Pct.	3FG	3FGA	PCT	FT	FTA	Pct.	Off.	Def.	Tot.	Ast.	PF	Do.	StL.	TO	Blk.	Pts.	Avg.	HI	
1953-54	13	265	54	120	.450	-	-	-	28	58	.483	-	-	126	7	-	-	-	-	-	136	10.5	-
1954-55	7	197	44	98	.449	-	-	-	29	40	.725	-	-	64	3	-	-	-	-	-	117	16.7	-
1955-56	3	69	19	39	.487	-	-	-	19	32	.594	-	-	25	6	-	-	-	-	-	57	19.0	-
1956-57	5	181	51	118	.432	-	-	-	19	26	.731	-	-	47	11	-	-	-	-	-	121	24.2	-
TOT	28	712	168	375	.448	-	-	-	95	156	.609	-	-	262	27	-	-	-	-	-	431	15.4	-

## MAURICE LUCAS - 6-9, 215 - MARQUETTE

FEBRUARY 18, 1952

### REGULAR SEASON

G	Min.	FG	FGA	Pct.	3FG	3FGA	PCT	FT	FTA	Pct.	Off.	Def.	Tot.	Ast.	PF	Do.	StL.	TO	Blk.	Pts.	Avg.	HI	
1985-86	77	1750	302	653	.462	1	2	.500	180	230	.783	164	402	566	84	253	1	45	121	24	785	10.2	23

### PLAYOFFS

G	Min.	FG	FGA	Pct.	3FG	3FGA	PCT	FT	FTA	Pct.	Off.	Def.	Tot.	Ast.	PF	Do.	StL.	TO	Blk.	Pts.	Avg.	HI	
1985-86	14	319	59	112	.527	0	0	-	14	19	.737	29	62	91	10	-	-	6	13	5	132	9.4	-





# ALL-TIME ROSTER WITH STATISTICS

## TYRONN LUE - 6-0, 175 - NEBRASKA

MAY 3, 1977

### REGULAR SEASON

G	Min.	FG	FGA	Pct.	3FG	3FGA	PCT	FT	FTA	Pct.	Off.	Def.	Tot.	Ast.	PF	Dq.	StL.	TO	Blk.	Pts.	Avg.	Hi	
1998-99	15	188	28	65	.431	7	16	438	12	21	.571	2	4	6	25	28	0	5	11	0	75	5.0	15
1999-00	8	146	19	39	.487	4	8	500	6	8	.750	2	10	12	17	17	0	3	9	0	48	6.0	13
2000-01	38	468	50	117	.427	11	34	324	19	24	.792	5	27	32	45	54	1	19	27	0	130	3.4	10
<b>TOT</b>	<b>61</b>	<b>802</b>	<b>97</b>	<b>221</b>	<b>.439</b>	<b>22</b>	<b>58</b>	<b>.379</b>	<b>37</b>	<b>53</b>	<b>.698</b>	<b>9</b>	<b>41</b>	<b>50</b>	<b>87</b>	<b>99</b>	<b>1</b>	<b>27</b>	<b>47</b>	<b>0</b>	<b>253</b>	<b>4.1</b>	<b>-</b>

### PLAYOFFS

G	Min.	FG	FGA	Pct.	3FG	3FGA	PCT	FT	FTA	Pct.	Off.	Def.	Tot.	Ast.	PF	Dq.	StL.	TO	Blk.	Pts.	Avg.	Hi	
1998-99	3	33	7	17	.412	0	2	.000	0	0	-	0	2	2	6	-	-	2	4	0	14	4.7	-
2000-01	15	131	10	29	.345	5	13	.385	4	5	.800	1	9	10	10	-	-	12	8	1	29	1.9	-
<b>TOT</b>	<b>18</b>	<b>164</b>	<b>17</b>	<b>46</b>	<b>.370</b>	<b>5</b>	<b>15</b>	<b>.333</b>	<b>4</b>	<b>5</b>	<b>.800</b>	<b>1</b>	<b>11</b>	<b>12</b>	<b>16</b>	<b>-</b>	<b>-</b>	<b>14</b>	<b>12</b>	<b>1</b>	<b>43</b>	<b>2.4</b>	<b>-</b>

## GEORGE LYNCH - 6-8, 220 - NORTH CAROLINA

SEPTEMBER 3, 1970

### REGULAR SEASON

G	Min.	FG	FGA	Pct.	3FG	3FGA	PCT	FT	FTA	Pct.	Off.	Def.	Tot.	Ast.	PF	Dq.	StL.	TO	Blk.	Pts.	Avg.	Hi	
1993-94	71	1762	291	573	.508	0	5	.000	99	166	.596	220	190	410	96	177	1	102	87	27	681	9.6	30
1994-95	56	953	138	295	.468	3	21	.143	62	86	.721	75	109	184	62	86	0	51	73	10	341	6.1	21
1995-96	76	1012	117	272	.430	4	13	.308	53	80	.663	82	127	209	51	106	0	47	40	10	291	3.8	14
<b>TOT</b>	<b>203</b>	<b>3727</b>	<b>546</b>	<b>1140</b>	<b>.479</b>	<b>7</b>	<b>39</b>	<b>.179</b>	<b>214</b>	<b>332</b>	<b>.645</b>	<b>377</b>	<b>426</b>	<b>803</b>	<b>209</b>	<b>369</b>	<b>1</b>	<b>200</b>	<b>200</b>	<b>47</b>	<b>1313</b>	<b>6.5</b>	<b>-</b>

### PLAYOFFS

G	Min.	FG	FGA	Pct.	3FG	3FGA	PCT	FT	FTA	Pct.	Off.	Def.	Tot.	Ast.	PF	Dq.	StL.	TO	Blk.	Pts.	Avg.	Hi	
1994-95	10	136	15	32	.469	1	5	.200	13	20	.650	13	17	30	7	-	-	8	9	0	44	4.4	-
1995-96	2	15	2	4	.500	0	1	.000	0	0	-	0	3	3	1	-	-	0	2	0	4	2.0	-
<b>TOT</b>	<b>12</b>	<b>151</b>	<b>17</b>	<b>36</b>	<b>.472</b>	<b>1</b>	<b>6</b>	<b>.167</b>	<b>13</b>	<b>20</b>	<b>.650</b>	<b>13</b>	<b>20</b>	<b>33</b>	<b>8</b>	<b>-</b>	<b>-</b>	<b>8</b>	<b>11</b>	<b>0</b>	<b>48</b>	<b>4.0</b>	<b>-</b>

## MIKE LYNN - 6-7, 215 - UCLA

NOVEMBER 25, 1945

### REGULAR SEASON

G	Min.	FG	FGA	Pct.	3FG	3FGA	PCT	FT	FTA	Pct.	Off.	Def.	Tot.	Ast.	PF	Dq.	StL.	TO	Blk.	Pts.	Avg.	Hi	
1969-70	44	403	44	133	.331	-	-	-	31	48	.646	-	-	64	30	87	4	-	-	-	119	2.7	-

### PLAYOFFS

G	Min.	FG	FGA	Pct.	3FG	3FGA	PCT	FT	FTA	Pct.	Off.	Def.	Tot.	Ast.	PF	Dq.	StL.	TO	Blk.	Pts.	Avg.	Hi	
1969-70	6	2	3	3	.667	-	-	-	0	0	-	-	-	2	1	-	-	0	-	-	4	1.3	-

## OLIVER MACK - 6-3, 195 - EAST CAROLINA

JUNE 6, 1957

### REGULAR SEASON

G	Min.	FG	FGA	Pct.	3FG	3FGA	PCT	FT	FTA	Pct.	Off.	Def.	Tot.	Ast.	PF	Dq.	StL.	TO	Blk.	Pts.	Avg.	Hi	
1979-80	27	155	21	50	.420	0	1	.000	9	18	.500	7	15	22	20	16	0	4	9	0	51	1.9	10

## MARK MADSEN - 6-9, 245 - STANFORD

JANUARY 28, 1976

### REGULAR SEASON

G	Min.	FG	FGA	Pct.	3FG	3FGA	PCT	FT	FTA	Pct.	Off.	Def.	Tot.	Ast.	PF	Dq.	StL.	TO	Blk.	Pts.	Avg.	Hi	
2000-01	70	641	55	113	.487	1	1	1,000	26	37	.703	74	78	152	24	111	2	8	27	8	137	2.0	15
2001-02	59	650	66	146	.452	0	2	.000	35	54	.648	89	73	162	44	104	0	16	22	13	167	2.8	10
2002-03	54	781	69	163	.423	0	0	.000	36	61	.590	86	73	159	38	116	0	15	27	19	174	3.2	12
<b>TOT</b>	<b>183</b>	<b>2072</b>	<b>190</b>	<b>422</b>	<b>.450</b>	<b>1</b>	<b>3</b>	<b>.333</b>	<b>97</b>	<b>152</b>	<b>.638</b>	<b>249</b>	<b>224</b>	<b>473</b>	<b>106</b>	<b>331</b>	<b>2</b>	<b>39</b>	<b>76</b>	<b>40</b>	<b>478</b>	<b>2.6</b>	<b>-</b>

### PLAYOFFS

G	Min.	FG	FGA	Pct.	3FG	3FGA	PCT	FT	FTA	Pct.	Off.	Def.	Tot.	Ast.	PF	Dq.	StL.	TO	Blk.	Pts.	Avg.	Hi	
2000-01	13	48	1	13	.077	0	0	-	3	5	.600	6	4	10	4	-	-	0	2	2	5	0.4	-
2001-02	7	10	0	1	.000	0	1	.000	0	0	-	0	2	2	0	-	-	0	1	0	0	0.0	-
2002-03	12	169	13	31	.419	0	1	.000	7	16	.438	14	14	28	12	-	-	3	8	2	33	2.8	-
<b>TOT</b>	<b>32</b>	<b>227</b>	<b>14</b>	<b>45</b>	<b>.311</b>	<b>0</b>	<b>2</b>	<b>.000</b>	<b>10</b>	<b>21</b>	<b>.476</b>	<b>20</b>	<b>20</b>	<b>40</b>	<b>16</b>	<b>-</b>	<b>-</b>	<b>3</b>	<b>11</b>	<b>4</b>	<b>38</b>	<b>1.2</b>	<b>-</b>

## KARL MALONE - 6-9, 259 - LOUISIANA TECH

JULY 24, 1963

### REGULAR SEASON

G	Min.	FG	FGA	Pct.	3FG	3FGA	PCT	FT	FTA	Pct.	Off.	Def.	Tot.	Ast.	PF	Dq.	StL.	TO	Blk.	Pts.	Avg.	Hi	
2003-04	42	1373	193	400	.483	0	1	.000	168	225	.747	61	306	367	163	116	1	50	103	20	554	13.2	20

### PLAYOFFS

G	Min.	FG	FGA	Pct.	3FG	3FGA	PCT	FT	FTA	Pct.	Off.	Def.	Tot.	Ast.	PF	Dq.	StL.	TO	Blk.	Pts.	Avg.	Hi	
2003-04	21	798	98	218	.450	0	1	.000	46	73	.630	37	148	185	72	-	-	24	47	2	242	11.5	-

## NICK MANTIS - 6-3, 190 - NORTHWESTERN

DECEMBER 7, 1935

### REGULAR SEASON

G	Min.	FG	FGA	Pct.	3FG	3FGA	PCT	FT	FTA	Pct.	Off.	Def.	Tot.	Ast.	PF	Dq.	StL.	TO	Blk.	Pts.	Avg.	Hi	
1959-60	10	71	10	39	.256	-	-	-	1	2	.500	-	-	6	9	8	0	-	-	-	21	2.1	-

## KENDALL MARSHALL - 6-4, 195 - NORTH CAROLINA

AUGUST 19, 1991

### REGULAR SEASON

G	Min.	FG	FGA	Pct.	3FG	3FGA	PCT	FT	FTA	Pct.	Off.	Def.	Tot.	Ast.	PF	Dq.	StL.	TO	Blk.	Pts.	Avg.	Hi	
2013-14	54	1564	170	419	.406	71	178	.399	19	36	.528	15	140	155	477	76	0	48	150	4	430	8.0	20

# ALL-TIME ROSTER WITH STATISTICS

## SLATER "DUGIE" MARTIN - 5-10, 170 - TEXAS

OCTOBER 22, 1925

### REGULAR SEASON

G	Min.	FG	FGA	Pct.	3FG	3FGA	PCT	FT	FTA	Pct.	Off.	Def.	Tot.	Ast.	PF	Do.	StL.	TO	Blk.	Pts.	Avg.	HI
1949-50	67	-	106	302	351	-	-	59	93	634	-	-	-	148	162	-	-	-	-	271	4.0	-
1950-51	68	-	227	627	362	-	-	121	177	684	-	-	246	235	199	3	-	-	-	575	8.5	-
1951-52	66	2480	237	632	375	-	-	142	190	747	-	-	228	249	226	9	-	-	-	616	9.3	-
1952-53	70	2556	260	634	410	-	-	224	287	780	-	-	186	250	246	4	-	-	-	744	10.6	-
1953-54	69	2472	254	654	388	-	-	176	243	724	-	-	166	253	198	3	-	-	-	684	9.9	-
1954-55	72	2784	350	919	381	-	-	276	359	769	-	-	260	427	221	7	-	-	-	976	13.6	-
1955-56	72	2838	309	863	358	-	-	329	395	833	-	-	260	445	202	2	-	-	-	947	13.2	-
TOT	484	13130	1743	4631	376	-	-	1327	1744	761	-	-	1346	2007	1454	28	-	-	-	4813	9.9	-

### PLAYOFFS

G	Min.	FG	FGA	Pct.	3FG	3FGA	PCT	FT	FTA	Pct.	Off.	Def.	Tot.	Ast.	PF	Do.	StL.	TO	Blk.	Pts.	Avg.	HI
1949-50	12	-	21	50	420	-	-	14	24	583	-	-	-	25	35	-	-	-	-	56	4.7	-
1950-51	7	-	18	51	353	-	-	14	27	519	-	-	42	25	20	-	-	-	-	50	7.1	-
1951-52	13	523	38	110	345	-	-	41	56	732	-	-	37	56	64	-	-	-	-	117	9.0	-
1952-53	12	453	41	103	398	-	-	39	51	765	-	-	31	43	49	-	-	-	-	121	10.1	-
1953-54	13	533	37	112	330	-	-	52	70	743	-	-	29	60	52	-	-	-	-	126	9.7	-
1954-55	7	315	28	94	298	-	-	40	49	816	-	-	28	31	23	-	-	-	-	96	13.7	-
1955-56	3	121	17	37	459	-	-	20	24	833	-	-	7	15	9	-	-	-	-	54	18.0	-
TOT	67	1945	200	557	359	-	-	220	301	731	-	-	174	255	252	-	-	-	-	620	9.3	-

## WES MATTHEWS - 6-1, 170 - WISCONSIN

AUGUST 24, 1959

### REGULAR SEASON

G	Min.	FG	FGA	Pct.	3FG	3FGA	PCT	FT	FTA	Pct.	Off.	Def.	Tot.	Ast.	PF	Do.	StL.	TO	Blk.	Pts.	Avg.	HI	
1986-87	50	532	89	187	476	1	3	333	29	36	806	13	34	47	100	53	0	23	51	4	208	4.2	16
1987-88	51	706	114	248	460	7	30	233	54	65	831	16	50	66	138	65	0	25	69	3	289	5.7	18
TOT	101	1238	203	435	467	8	33	242	83	101	822	29	84	113	238	118	0	48	120	7	497	4.9	-

### PLAYOFFS

G	Min.	FG	FGA	Pct.	3FG	3FGA	PCT	FT	FTA	Pct.	Off.	Def.	Tot.	Ast.	PF	Do.	StL.	TO	Blk.	Pts.	Avg.	HI	
1986-87	12	61	11	23	478	0	1	000	6	7	857	0	4	4	9	-	1	13	0	28	2.3	-	
1987-88	10	27	2	5	400	0	1	000	8	10	800	0	1	1	2	-	-	1	3	0	12	1.2	-
TOT	22	88	13	28	464	0	2	000	14	17	824	0	5	5	11	-	-	2	16	0	40	1.8	-

## DJ MBENGA - 7-0, 255 - DEMOCRATIC REPUBLIC OF THE CONGO

DECEMBER 30, 1980

### REGULAR SEASON

G	Min.	FG	FGA	Pct.	3FG	3FGA	PCT	FT	FTA	Pct.	Off.	Def.	Tot.	Ast.	PF	Do.	StL.	TO	Blk.	Pts.	Avg.	HI	
2007-08	26	196	30	61	492	0	0	-	4	10	400	15	26	41	6	38	1	4	8	16	64	2.5	8
2008-09	23	181	27	57	474	0	1	000	7	8	875	9	2	31	9	33	0	10	13	24	61	2.7	10
2009-10	49	355	48	103	466	0	0	-	9	19	474	32	55	87	8	54	0	5	15	29	105	2.1	11
TOT	98	732	105	221	475	0	1	000	20	37	541	56	83	159	23	125	1	19	36	69	230	2.3	-

### PLAYOFFS

G	Min.	FG	FGA	Pct.	3FG	3FGA	PCT	FT	FTA	Pct.	Off.	Def.	Tot.	Ast.	PF	Do.	StL.	TO	Blk.	Pts.	Avg.	HI	
2007-08	7	30	5	8	625	0	0	-	0	0	-	3	6	9	0	-	2	1	1	10	1.4	-	
2008-09	7	16	1	6	167	0	0	-	0	0	-	0	3	3	0	-	0	2	2	2	0.3	-	
2009-10	3	12	2	6	333	0	0	-	1	1	1000	0	5	5	1	-	-	0	0	0	1.7	-	
TOT	17	58	8	20	400	0	0	-	1	1	1000	3	14	17	1	-	-	2	3	3	17	1.0	-

## BOB MCADOO - 6-9, 210 - NORTH CAROLINA

SEPTEMBER 15, 1951

### REGULAR SEASON

G	Min.	FG	FGA	Pct.	3FG	3FGA	PCT	FT	FTA	Pct.	Off.	Def.	Tot.	Ast.	PF	Do.	StL.	TO	Blk.	Pts.	Avg.	HI	
1981-82	41	746	151	330	458	0	5	000	90	126	714	45	114	159	32	109	1	22	51	36	382	9.6	30
1982-83	47	1019	292	562	520	0	1	000	119	163	730	76	171	247	39	153	2	40	68	40	703	15.0	26
1983-84	70	1456	352	748	471	0	5	000	212	264	803	82	207	289	74	182	0	42	127	50	916	13.1	32
1984-85	66	1254	284	546	520	0	1	000	122	162	753	79	216	295	67	170	0	18	95	53	690	10.5	22
TOT	224	4475	1079	2186	494	0	12	000	543	715	759	282	708	990	212	614	3	122	341	179	2701	12.1	-

### PLAYOFFS

G	Min.	FG	FGA	Pct.	3FG	3FGA	PCT	FT	FTA	Pct.	Off.	Def.	Tot.	Ast.	PF	Do.	StL.	TO	Blk.	Pts.	Avg.	HI
1981-82	14	388	101	179	564	0	0	-	32	47	681	21	74	95	22	-	10	35	21	234	16.7	-
1982-83	8	166	37	84	440	2	6	333	11	14	786	15	31	46	5	-	11	10	10	87	10.9	-
1983-84	20	447	111	215	516	0	1	000	57	81	704	30	78	108	12	-	12	39	27	279	14.0	-
1984-85	19	398	91	193	472	0	1	000	35	47	745	25	61	86	15	-	9	32	26	217	11.4	-
TOT	61	1399	340	671	507	2	8	250	135	189	714	91	244	335	54	-	42	116	84	817	13.4	-

## MEL MCCANTS - 6-8, 240 - PURDUE

AUGUST 19, 1967

### REGULAR SEASON

G	Min.	FG	FGA	Pct.	3FG	3FGA	PCT	FT	FTA	Pct.	Off.	Def.	Tot.	Ast.	PF	Do.	StL.	TO	Blk.	Pts.	Avg.	HI	
1989-90	13	65	8	26	308	0	0	-	6	8	750	1	5	6	2	11	0	3	1	1	22	1.7	4

### PLAYOFFS

G	Min.	FG	FGA	Pct.	3FG	3FGA	PCT	FT	FTA	Pct.	Off.	Def.	Tot.	Ast.	PF	Do.	StL.	TO	Blk.	Pts.	Avg.	HI
1989-90	2	5	0	0	-	0	0	-	0	0	-	0	0	0	0	-	0	0	0	0	0.0	-



# ALL-TIME ROSTER WITH STATISTICS

## WILLIE McCARTER - 6-3, 175 - DRAKE

JULY 26, 1946

### REGULAR SEASON

	G	Min.	FG	FGA	Pct.	3FG	3FGA	PCT	FT	FTA	Pct.	Off.	Def.	Tot.	Ast.	PF	Dq.	StL.	TO	Blk.	Pts.	Avg.	Hi
1969-70	40	861	132	349	.378	-	-	-	43	60	.717	-	-	83	93	71	0	-	-	-	307	7.7	-
1970-71	76	1369	247	592	.417	-	-	-	46	77	.597	-	-	122	126	152	0	-	-	-	540	7.1	-
<b>TOT</b>	<b>116</b>	<b>2230</b>	<b>379</b>	<b>941</b>	<b>.403</b>	<b>-</b>	<b>-</b>	<b>-</b>	<b>89</b>	<b>137</b>	<b>.650</b>	<b>-</b>	<b>-</b>	<b>205</b>	<b>219</b>	<b>223</b>	<b>0</b>	<b>-</b>	<b>-</b>	<b>-</b>	<b>847</b>	<b>7.3</b>	<b>-</b>

### PLAYOFFS

	G	Min.	FG	FGA	Pct.	3FG	3FGA	PCT	FT	FTA	Pct.	Off.	Def.	Tot.	Ast.	PF	Dq.	StL.	TO	Blk.	Pts.	Avg.	Hi
1969-70	5	14	3	7	.429	-	-	-	1	1	1.000	-	-	3	3	-	-	-	-	-	7	1.4	-
1970-71	12	232	27	76	.355	-	-	-	1	6	.167	-	-	26	17	-	-	-	-	-	55	4.6	-
<b>TOT</b>	<b>17</b>	<b>246</b>	<b>30</b>	<b>83</b>	<b>.361</b>	<b>-</b>	<b>-</b>	<b>-</b>	<b>2</b>	<b>7</b>	<b>.286</b>	<b>-</b>	<b>-</b>	<b>29</b>	<b>20</b>	<b>-</b>	<b>-</b>	<b>-</b>	<b>-</b>	<b>-</b>	<b>62</b>	<b>3.6</b>	<b>-</b>

## GEORGE McCLOUD - 6-8, 225 - FLORIDA STATE

MAY 27, 1967

### REGULAR SEASON

	G	Min.	FG	FGA	Pct.	3FG	3FGA	PCT	FT	FTA	Pct.	Off.	Def.	Tot.	Ast.	PF	Dq.	StL.	TO	Blk.	Pts.	Avg.	Hi
1996-97	23	286	34	96	.354	21	49	.429	6	9	.667	7	29	36	17	20	0	9	9	0	95	4.1	16

## JELANI McCoy - 6-10, 245 - UCLA

DECEMBER 6, 1977

### REGULAR SEASON

	G	Min.	FG	FGA	Pct.	3FG	3FGA	PCT	FT	FTA	Pct.	Off.	Def.	Tot.	Ast.	PF	Dq.	StL.	TO	Blk.	Pts.	Avg.	Hi
2001-02	21	104	12	21	.571	0	0	-	2	8	.250	8	17	25	7	14	0	0	8	5	26	1.2	6

## JIM McDANIELS - 6-11, 230 - WESTERN KENTUCKY

APRIL 2, 1948

### REGULAR SEASON

	G	Min.	FG	FGA	Pct.	3FG	3FGA	PCT	FT	FTA	Pct.	Off.	Def.	Tot.	Ast.	PF	Dq.	StL.	TO	Blk.	Pts.	Avg.	Hi
1975-76	35	242	41	102	.402	-	-	-	9	9	1.000	26	48	74	15	40	1	4	-	10	91	2.6	12

## MIKE McGEE - 6-5, 205 - MICHIGAN

JULY 29, 1959

### REGULAR SEASON

	G	Min.	FG	FGA	Pct.	3FG	3FGA	PCT	FT	FTA	Pct.	Off.	Def.	Tot.	Ast.	PF	Dq.	StL.	TO	Blk.	Pts.	Avg.	Hi
1981-82	39	352	80	172	.465	0	4	.000	31	53	.585	34	15	49	16	59	0	18	34	3	191	4.9	27
1982-83	39	381	69	163	.423	1	7	.143	17	23	.739	33	20	53	26	50	1	11	27	5	156	4.0	19
1983-84	77	1425	347	584	.594	2	13	.154	61	113	.540	117	76	193	81	176	0	49	117	6	757	9.8	33
1984-85	76	1170	329	612	.538	22	61	.361	94	160	.588	97	68	165	71	147	1	39	81	7	774	10.2	41
1985-86	71	1213	252	544	.463	41	114	.360	42	64	.656	51	89	140	83	131	0	53	70	7	587	8.3	34
<b>TOT</b>	<b>302</b>	<b>4541</b>	<b>1077</b>	<b>2075</b>	<b>.519</b>	<b>66</b>	<b>199</b>	<b>.332</b>	<b>245</b>	<b>413</b>	<b>.593</b>	<b>332</b>	<b>268</b>	<b>600</b>	<b>277</b>	<b>563</b>	<b>2</b>	<b>170</b>	<b>323</b>	<b>28</b>	<b>2465</b>	<b>8.2</b>	<b>-</b>

### PLAYOFFS

	G	Min.	FG	FGA	Pct.	3FG	3FGA	PCT	FT	FTA	Pct.	Off.	Def.	Tot.	Ast.	PF	Dq.	StL.	TO	Blk.	Pts.	Avg.	Hi
1981-82	4	10	6	13	.462	0	1	.000	0	0	-	3	0	3	0	-	-	0	1	0	12	3.0	-
1982-83	6	25	4	11	.364	1	1	1.000	3	4	.750	5	2	7	1	-	-	0	4	0	12	2.0	-
1983-84	17	370	90	157	.573	6	17	.353	25	39	.641	22	12	34	23	-	-	11	27	1	211	12.4	-
1984-85	17	260	76	142	.535	9	18	.500	29	42	.690	20	16	36	12	-	-	7	14	1	190	11.2	-
1985-86	6	28	8	18	.444	0	3	.000	0	4	.000	3	2	5	2	-	-	0	2	0	16	2.7	-
<b>TOT</b>	<b>50</b>	<b>693</b>	<b>184</b>	<b>341</b>	<b>.540</b>	<b>16</b>	<b>40</b>	<b>.400</b>	<b>57</b>	<b>89</b>	<b>.640</b>	<b>53</b>	<b>32</b>	<b>85</b>	<b>38</b>	<b>-</b>	<b>-</b>	<b>18</b>	<b>48</b>	<b>2</b>	<b>441</b>	<b>8.8</b>	<b>-</b>

## BILL MCGILL - 6-9, 225 - UTAH

SEPTEMBER 16, 1939

### REGULAR SEASON

	G	Min.	FG	FGA	Pct.	3FG	3FGA	PCT	FT	FTA	Pct.	Off.	Def.	Tot.	Ast.	PF	Dq.	StL.	TO	Blk.	Pts.	Avg.	Hi
1964-65	8	37	7	20	.350	-	-	-	1	1	1.000	-	-	12	3	6	0	-	-	-	15	1.9	-

### PLAYOFFS

	G	Min.	FG	FGA	Pct.	3FG	3FGA	PCT	FT	FTA	Pct.	Off.	Def.	Tot.	Ast.	PF	Dq.	StL.	TO	Blk.	Pts.	Avg.	Hi
1964-65	5	34	5	9	.556	-	-	-	1	1	1.000	-	9	2	-	-	-	0	-	-	11	2.2	-

## KEVIN McKENNA - 6-5, 195 - CREIGHTON

JANUARY 8, 1959

### REGULAR SEASON

	G	Min.	FG	FGA	Pct.	3FG	3FGA	PCT	FT	FTA	Pct.	Off.	Def.	Tot.	Ast.	PF	Dq.	StL.	TO	Blk.	Pts.	Avg.	Hi
1981-82	36	237	28	87	.322	0	2	.000	11	17	.647	18	11	29	14	45	0	10	20	2	67	1.9	8

## AARON McKIE - 6-5, 209 - TEMPLE

OCTOBER 2, 1972

### REGULAR SEASON

	G	Min.	FG	FGA	Pct.	3FG	3FGA	PCT	FT	FTA	Pct.	Off.	Def.	Tot.	Ast.	PF	Dq.	StL.	TO	Blk.	Pts.	Avg.	Hi
2005-06	14	121	3	12	.250	0	2	.000	1	2	.500	3	17	20	11	7	0	5	2	0	7	0.5	2
2006-07	10	131	11	17	.647	0	0	-	0	0	-	1	17	18	13	14	0	4	8	0	22	2.2	12
<b>TOT</b>	<b>24</b>	<b>252</b>	<b>14</b>	<b>29</b>	<b>.483</b>	<b>0</b>	<b>2</b>	<b>.000</b>	<b>1</b>	<b>2</b>	<b>.500</b>	<b>4</b>	<b>34</b>	<b>38</b>	<b>24</b>	<b>21</b>	<b>0</b>	<b>9</b>	<b>10</b>	<b>0</b>	<b>29</b>	<b>1.2</b>	<b>-</b>

### PLAYOFFS

	G	Min.	FG	FGA	Pct.	3FG	3FGA	PCT	FT	FTA	Pct.	Off.	Def.	Tot.	Ast.	PF	Dq.	StL.	TO	Blk.	Pts.	Avg.	Hi
2005-06	1	8	0	0	0	0	0	-	0	0	-	0	0	0	0	-	-	0	0	0	0	0.0	-

## JIM McMILLIAN - 6-5, 225 - COLUMBIA

MARCH 11, 1948

### REGULAR SEASON

	G	Min.	FG	FGA	Pct.	3FG	3FGA	PCT	FT	FTA	Pct.	Off.	Def.	Tot.	Ast.	PF	Dq.	StL.	TO	Blk.	Pts.	Avg.	Hi
1970-71	81	1747	289	629	.459	-	-	-	100	130	.769	-	-	330	133	122	1	-	-	-	678	8.4	-
1971-72	80	3050	642	1331	.482	-	-	-	219	277	.791	-	-	522	209	209	0	-	-	-	1503	18.8	-
1972-73	81	2953	655	1431	.458	-	-	-	223	264	.845	-	-	447	221	176	0	-	-	-	1533	18.9	-
<b>TOT</b>	<b>242</b>	<b>7750</b>	<b>1586</b>	<b>3391</b>	<b>.468</b>	<b>-</b>	<b>-</b>	<b>-</b>	<b>542</b>	<b>671</b>	<b>.808</b>	<b>-</b>	<b>-</b>	<b>1299</b>	<b>563</b>	<b>507</b>	<b>1</b>	<b>-</b>	<b>-</b>	<b>-</b>	<b>3714</b>	<b>15.3</b>	<b>-</b>

### PLAYOFFS

	G	Min.	FG	FGA	Pct.	3FG	3FGA	PCT	FT	FTA	Pct.	Off.	Def.	Tot.	Ast.	PF	Dq.	StL.	TO	Blk.	Pts.	Avg.	Hi
1970-71	12	522	79	181	.436	-	-	-	23	34	.676	-	-	65	22	-	-	-	-	-	181	15.1	-
1971-72	15	624	113	253	.447	-	-	-	60	70	.857	-	-	85	22	-	-	-	-	-	286	19.1	-
1972-73	17	630	143	307	.466	-	-	-	55	75	.733	-	-	82	37	-	-	-	-	-	341	20.1	-
<b>TOT</b>	<b>44&lt;/</b>																						

# ALL-TIME ROSTER WITH STATISTICS

## MARK McNAMARA - 6-11, 235 - CALIFORNIA

JUNE 8, 1959

### REGULAR SEASON

G	Min.	FG	FGA	Pct.	3FG	3FGA	PCT	FT	FTA	Pct.	Off.	Def.	Tot.	Ast.	PF	Dq.	StL.	TO	Blk.	Pts.	Avg.	Hi	
1988-89	39	318	32	64	.500	0	0	-	49	78	.628	38	62	100	10	51	0	4	24	3	113	2.9	10
1989-90	33	190	38	86	.442	0	0	-	26	40	.650	22	41	63	3	31	1	2	21	1	102	3.1	15
TOT	72	508	70	150	.467	0	0	-	75	118	.636	60	103	163	13	82	1	6	45	4	215	3.0	-

### PLAYOFFS

G	Min.	FG	FGA	Pct.	3FG	3FGA	PCT	FT	FTA	Pct.	Off.	Def.	Tot.	Ast.	PF	Dq.	StL.	TO	Blk.	Pts.	Avg.	Hi	
1988-89	3	7	1	2	.500	0	0	-	1	2	.500	0	1	1	0	-	-	0	0	0	3	1.0	-
1989-90	2	5	1	4	.250	0	0	-	0	0	-	0	1	1	0	-	-	0	0	0	2	1.0	-
TOT	5	12	2	6	.333	0	0	-	1	2	.500	0	2	2	0	-	-	0	0	0	5	1.0	-

## BOB McNEILL - 6-1, 180 - ST. JOSEPH'S

OCTOBER 22, 1938

### REGULAR SEASON

G	Min.	FG	FGA	Pct.	3FG	3FGA	PCT	FT	FTA	Pct.	Off.	Def.	Tot.	Ast.	PF	Dq.	StL.	TO	Blk.	Pts.	Avg.	Hi
1961-62	29	229	22	60	.367	-	-	-	8	12	.667	-	-	23	40	25	0	-	-	52	1.8	-

### PLAYOFFS

G	Min.	FG	FGA	Pct.	3FG	3FGA	PCT	FT	FTA	Pct.	Off.	Def.	Tot.	Ast.	PF	Dq.	StL.	TO	Blk.	Pts.	Avg.	Hi
1961-62	5	20	4	7	.571	-	-	-	1	2	.500	-	-	6	5	-	-	-	-	9	1.8	-

## JOSH McROBERTS - 6-10, 240 - DUKE

FEBRUARY 28, 1987

### REGULAR SEASON

G	Min.	FG	FGA	Pct.	3FG	3FGA	PCT	FT	FTA	Pct.	Off.	Def.	Tot.	Ast.	PF	Dq.	StL.	TO	Blk.	Pts.	Avg.	Hi	
2011-12	50	718	56	118	.475	3	7	4.29	23	36	.639	61	110	171	51	74	0	15	31	18	138	2.8	16

### PLAYOFFS

G	Min.	FG	FGA	Pct.	3FG	3FGA	PCT	FT	FTA	Pct.	Off.	Def.	Tot.	Ast.	PF	Dq.	StL.	TO	Blk.	Pts.	Avg.	Hi	
2011-12	6	16	1	4	.250	0	1	.000	0	0	-	0	4	4	1	1	0	0	2	1	2	0.3	-

## STANISLAV MEDVEDENKO - 6-10, 253 - UKRAINE

APRIL 4, 1979

### REGULAR SEASON

G	Min.	FG	FGA	Pct.	3FG	3FGA	PCT	FT	FTA	Pct.	Off.	Def.	Tot.	Ast.	PF	Dq.	StL.	TO	Blk.	Pts.	Avg.	Hi	
2000-01	7	39	12	25	.480	1	1	1.000	7	12	.583	1	8	9	2	9	0	1	3	1	32	4.6	10
2001-02	71	729	145	304	.477	0	4	.000	41	62	.661	85	73	158	43	119	0	29	42	11	331	4.7	18
2002-03	58	620	112	258	.434	0	2	.000	31	43	.721	66	75	141	18	118	0	11	37	8	255	4.4	15
2003-04	68	1442	237	537	.441	0	3	.000	89	116	.767	148	195	343	57	191	1	38	59	18	563	8.3	26
2004-05	43	423	71	156	.455	0	1	.000	23	28	.821	31	48	79	13	64	0	9	13	2	165	3.8	16
2005-06	2	6	1	2	.500	0	0	-	0	0	-	0	0	0	1	1	0	0	0	0	2	1.0	2
TOT	249	3259	578	1282	.451	1	11	.091	191	261	.732	331	399	730	134	502	1	88	154	40	1348	5.4	-

### PLAYOFFS

G	Min.	FG	FGA	Pct.	3FG	3FGA	PCT	FT	FTA	Pct.	Off.	Def.	Tot.	Ast.	PF	Dq.	StL.	TO	Blk.	Pts.	Avg.	Hi	
2001-02	7	21	3	5	.600	0	0	-	0	0	-	1	3	4	0	-	0	1	0	6	0.9	-	
2002-03	9	73	15	27	.556	0	0	-	4	6	.667	4	14	18	1	-	-	1	3	1	34	3.8	-
2003-04	21	237	33	75	.440	0	0	-	17	21	.810	23	30	53	10	-	-	4	5	4	83	4.0	-
TOT	37	331	51	107	.477	0	0	-	21	27	.778	28	47	75	11	-	-	5	9	5	123	3.3	-

## JODIE MEEKS - 6-4, 210 - KENTUCKY

AUGUST 21, 1987

### REGULAR SEASON

G	Min.	FG	FGA	Pct.	3FG	3FGA	PCT	FT	FTA	Pct.	Off.	Def.	Tot.	Ast.	PF	Dq.	StL.	TO	Blk.	Pts.	Avg.	Hi	
2012-13	78	1663	205	530	.387	122	342	.357	86	96	.896	37	134	171	69	103	0	58	52	5	618	7.9	24
2013-14	77	2556	413	892	.463	162	404	.401	221	258	.857	30	164	194	138	119	0	111	111	4	1209	15.7	42
TOT	155	4219	618	1422	.435	284	746	.381	307	354	.867	67	298	365	207	222	0	169	163	9	1827	11.8	-

### PLAYOFFS

G	Min.	FG	FGA	Pct.	3FG	3FGA	PCT	FT	FTA	Pct.	Off.	Def.	Tot.	Ast.	PF	Dq.	StL.	TO	Blk.	Pts.	Avg.	Hi	
2012-13	1	20	1	4	.250	0	2	.000	2	2	1.000	1	1	2	0	2	0	1	2	0	4	4.0	-

## CLIFF MEELY - 6-8, 215 - COLORADO

JULY 10, 1947

### REGULAR SEASON

G	Min.	FG	FGA	Pct.	3FG	3FGA	PCT	FT	FTA	Pct.	Off.	Def.	Tot.	Ast.	PF	Dq.	StL.	TO	Blk.	Pts.	Avg.	Hi	
1975-76	20	139	20	51	.392	-	-	-	24	32	.750	10	35	45	9	30	0	5	-	4	64	3.2	11

## CHUCK MENCEL - 6-0, 170 - MINNESOTA

APRIL 21, 1933

### REGULAR SEASON

G	Min.	FG	FGA	Pct.	3FG	3FGA	PCT	FT	FTA	Pct.	Off.	Def.	Tot.	Ast.	PF	Dq.	StL.	TO	Blk.	Pts.	Avg.	Hi	
1955-56	69	973	120	375	.320	-	-	-	78	96	.813	-	-	110	132	74	1	-	-	-	318	4.6	-
1956-57	72	1848	243	688	.353	-	-	-	179	240	.746	-	-	237	201	95	0	-	-	-	665	9.2	-
TOT	141	2821	363	1063	.341	-	-	-	257	336	.765	-	-	347	333	169	1	-	-	-	983	7.0	-

### PLAYOFFS

G	Min.	FG	FGA	Pct.	3FG	3FGA	PCT	FT	FTA	Pct.	Off.	Def.	Tot.	Ast.	PF	Dq.	StL.	TO	Blk.	Pts.	Avg.	Hi	
1955-56	3	52	10	19	.526	-	-	-	6	7	.857	-	-	5	8	-	-	-	-	-	26	8.7	-
1956-57	5	98	9	36	.250	-	-	-	7	9	.778	-	-	13	6	-	-	-	-	-	25	5.0	-
TOT	8	150	19	55	.345	-	-	-	13	16	.813	-	-	18	14	-	-	-	-	-	51	6.4	-



# ALL-TIME ROSTER WITH STATISTICS

## CHRIS MIHM - 7-0, 265 - TEXAS

JULY 16, 1979

### REGULAR SEASON

	G	Min.	FG	FGA	Pct.	3FG	3FGA	PCT	FT	FTA	Pct.	Off.	Def.	Tot.	Ast.	PF	Do.	StL.	TO	Blk.	Pts.	Avg.	HI
2004-05	75	1870	280	552	.507	0	2	.000	175	258	.678	197	305	502	50	237	1	14	110	108	735	9.8	25
2005-06	59	1541	230	459	.501	0	0	-	144	201	.716	137	236	373	61	214	5	16	83	73	604	10.2	21
2006-07	-	-	-	-	-	-	-	-	-	-	-	-	-	-	-	-	-	-	-	-	-	-	-
2007-08	23	278	32	95	.337	0	0	-	18	27	.667	28	49	77	13	42	0	4	17	14	82	3.6	11
2008-09	18	105	15	40	.375	0	0	-	6	7	.857	15	19	34	10	23	0	1	10	6	36	2.0	10
<b>TOT</b>	<b>175</b>	<b>3794</b>	<b>557</b>	<b>1146</b>	<b>.486</b>	<b>0</b>	<b>2</b>	<b>.000</b>	<b>343</b>	<b>493</b>	<b>.696</b>	<b>377</b>	<b>609</b>	<b>986</b>	<b>134</b>	<b>516</b>	<b>6</b>	<b>35</b>	<b>220</b>	<b>201</b>	<b>1457</b>	<b>8.3</b>	<b>-</b>

### PLAYOFFS

	G	Min.	FG	FGA	Pct.	3FG	3FGA	PCT	FT	FTA	Pct.	Off.	Def.	Tot.	Ast.	PF	Do.	StL.	TO	Blk.	Pts.	Avg.	HI
2007-08	1	3	0	1	.000	0	0	-	0	0	-	0	0	0	0	-	-	0	1	0	0	0.0	-

## GEORGE MIKAN - 6-10, 245 - DEPAUL

JUNE 18, 1924

### REGULAR SEASON

	G	Min.	FG	FGA	Pct.	3FG	3FGA	PCT	FT	FTA	Pct.	Off.	Def.	Tot.	Ast.	PF	Do.	StL.	TO	Blk.	Pts.	Avg.	HI
1948-49	60	-	583	1403	.416	-	-	-	532	689	.772	-	-	-	218	260	-	-	-	-	1698	28.3	-
1949-50	68	-	649	1595	.407	-	-	-	567	728	.779	-	-	-	197	297	-	-	-	-	1865	27.4	-
1950-51	68	-	678	1584	.428	-	-	-	576	717	.803	-	-	-	958	208	308	14	-	-	1932	28.4	-
1951-52	64	2572	545	1414	.385	-	-	-	433	555	.780	-	-	-	866	194	286	14	-	-	1523	23.8	-
1952-53	70	2651	500	1252	.399	-	-	-	442	567	.780	-	-	-	1007	201	290	12	-	-	1442	20.6	-
1953-54	72	2362	441	1160	.380	-	-	-	424	546	.777	-	-	-	1028	174	268	4	-	-	1306	18.1	-
1955-56	37	785	148	375	.395	-	-	-	94	122	.770	-	-	-	308	53	153	6	-	-	390	10.5	-
<b>TOT</b>	<b>439</b>	<b>8350</b>	<b>3544</b>	<b>8783</b>	<b>.404</b>	<b>-</b>	<b>-</b>	<b>-</b>	<b>3068</b>	<b>3924</b>	<b>.782</b>	<b>-</b>	<b>-</b>	<b>4167</b>	<b>1245</b>	<b>1862</b>	<b>50</b>	<b>-</b>	<b>-</b>	<b>-</b>	<b>10156</b>	<b>23.1</b>	<b>-</b>

### PLAYOFFS

	G	Min.	FG	FGA	Pct.	3FG	3FGA	PCT	FT	FTA	Pct.	Off.	Def.	Tot.	Ast.	PF	Do.	StL.	TO	Blk.	Pts.	Avg.	HI
1948-49	10	-	103	227	.454	-	-	-	97	121	.802	-	-	-	21	-	-	-	-	-	303	30.3	-
1949-50	12	-	121	316	.383	-	-	-	134	170	.788	-	-	-	36	-	-	-	-	-	376	31.3	-
1950-51	7	-	62	152	.408	-	-	-	44	55	.800	-	-	-	74	9	-	-	-	-	168	24.0	-
1951-52	13	553	99	261	.379	-	-	-	109	138	.790	-	-	-	207	36	-	-	-	-	307	23.6	-
1952-53	12	463	78	213	.366	-	-	-	82	112	.732	-	-	-	185	23	-	-	-	-	238	19.8	-
1953-54	13	424	87	190	.458	-	-	-	78	96	.813	-	-	-	171	25	-	-	-	-	252	19.4	-
1955-56	3	60	13	35	.371	-	-	-	10	13	.769	-	-	-	28	5	-	-	-	-	36	12.0	-
<b>TOT</b>	<b>70</b>	<b>1500</b>	<b>563</b>	<b>1394</b>	<b>.404</b>	<b>-</b>	<b>-</b>	<b>-</b>	<b>554</b>	<b>705</b>	<b>.786</b>	<b>-</b>	<b>-</b>	<b>665</b>	<b>155</b>	<b>-</b>	<b>-</b>	<b>-</b>	<b>-</b>	<b>-</b>	<b>1680</b>	<b>24.0</b>	<b>-</b>

## VERN MIKKELSEN - 6-7, 230 - HAMLINE

OCTOBER 21, 1928

### REGULAR SEASON

	G	Min.	FG	FGA	Pct.	3FG	3FGA	PCT	FT	FTA	Pct.	Off.	Def.	Tot.	Ast.	PF	Do.	StL.	TO	Blk.	Pts.	Avg.	HI
1949-50	68	-	288	722	.399	-	-	-	215	286	.752	-	-	-	123	222	-	-	-	-	791	11.6	-
1950-51	64	-	359	893	.402	-	-	-	186	275	.676	-	-	-	655	181	260	13	-	-	904	14.1	-
1951-52	66	2345	363	866	.419	-	-	-	283	372	.761	-	-	-	681	180	282	16	-	-	1009	15.3	-
1952-53	70	2465	378	868	.435	-	-	-	291	387	.752	-	-	-	654	148	289	14	-	-	1047	15.0	-
1953-54	72	2247	288	771	.374	-	-	-	221	298	.742	-	-	-	615	119	264	7	-	-	797	11.1	-
1954-55	71	2559	440	1043	.422	-	-	-	447	598	.747	-	-	-	722	145	319	14	-	-	1327	18.7	-
1955-56	72	2100	317	821	.386	-	-	-	328	408	.804	-	-	-	608	173	319	17	-	-	962	13.4	-
1956-57	72	2198	322	854	.377	-	-	-	342	424	.807	-	-	-	630	121	312	18	-	-	986	13.7	-
1957-58	72	2390	439	1070	.410	-	-	-	370	471	.786	-	-	-	805	166	299	20	-	-	1248	17.3	-
1958-59	72	2139	353	904	.390	-	-	-	286	355	.806	-	-	-	570	159	246	8	-	-	992	13.8	-
<b>TOT</b>	<b>699</b>	<b>18443</b>	<b>3547</b>	<b>8812</b>	<b>.403</b>	<b>-</b>	<b>-</b>	<b>-</b>	<b>2969</b>	<b>3874</b>	<b>.766</b>	<b>-</b>	<b>-</b>	<b>5940</b>	<b>1515</b>	<b>282</b>	<b>127</b>	<b>-</b>	<b>-</b>	<b>-</b>	<b>10063</b>	<b>14.4</b>	<b>-</b>

### PLAYOFFS

	G	Min.	FG	FGA	Pct.	3FG	3FGA	PCT	FT	FTA	Pct.	Off.	Def.	Tot.	Ast.	PF	Do.	StL.	TO	Blk.	Pts.	Avg.	HI
1949-50	12	-	55	149	.369	-	-	-	46	60	.767	-	-	-	18	-	-	-	-	-	156	13.0	-
1950-51	7	-	39	96	.406	-	-	-	31	47	.660	-	-	-	67	17	-	-	-	-	109	15.6	-
1951-52	13	495	60	139	.432	-	-	-	53	64	.828	-	-	-	110	20	-	-	-	-	173	13.3	-
1952-53	12	400	44	133	.331	-	-	-	56	66	.848	-	-	-	104	24	-	-	-	-	144	12.0	-
1953-54	13	375	51	111	.459	-	-	-	31	36	.861	-	-	-	73	17	-	-	-	-	133	10.2	-
1954-55	7	209	30	85	.353	-	-	-	36	46	.783	-	-	-	78	13	-	-	-	-	96	13.7	-
1955-56	3	90	11	26	.423	-	-	-	18	20	.900	-	-	-	17	2	-	-	-	-	40	13.3	-
1956-57	5	162	33	83	.398	-	-	-	22	34	.647	-	-	-	43	17	-	-	-	-	88	17.6	-
1958-59	13	371	73	177	.412	-	-	-	56	73	.767	-	-	-	93	24	-	-	-	-	202	15.5	-
<b>TOT</b>	<b>85</b>	<b>2102</b>	<b>396</b>	<b>999</b>	<b>.396</b>	<b>-</b>	<b>-</b>	<b>-</b>	<b>349</b>	<b>446</b>	<b>.783</b>	<b>-</b>	<b>-</b>	<b>585</b>	<b>152</b>	<b>-</b>	<b>-</b>	<b>-</b>	<b>-</b>	<b>-</b>	<b>1141</b>	<b>13.4</b>	<b>-</b>

## ANTHONY MILLER - 6-9, 255 - MICHIGAN STATE

OCTOBER 22, 1971

### REGULAR SEASON

	G	Min.	FG	FGA	Pct.	3FG	3FGA	PCT	FT	FTA	Pct.	Off.	Def.	Tot.	Ast.	PF	Do.	StL.	TO	Blk.	Pts.	Avg.	HI
1994-95	46	527	70	132	.530	2	5	.400	47	76	.618	67	85	152	35	77	2	20	38	7	189	4.1	18
1995-96	27	123	15	35	.429	0	2	.000	6	10	.600	11	14	25	4	19	0	4	8	1	36	1.3	6
<b>TOT</b>	<b>73</b>	<b>650</b>	<b>85</b>	<b>167</b>	<b>.509</b>	<b>2</b>	<b>7</b>	<b>.286</b>	<b>53</b>	<b>86</b>	<b>.616</b>	<b>78</b>	<b>99</b>	<b>177</b>	<b>39</b>	<b>96</b>	<b>2</b>	<b>24</b>	<b>46</b>	<b>8</b>	<b>225</b>	<b>3.1</b>	<b>24</b>

### PLAYOFFS

	G	Min.	FG	FGA	Pct.	3FG	3FGA	PCT	FT	FTA	Pct.	Off.	Def.	Tot.	Ast.	PF	Do
--	---	------	----	-----	------	-----	------	-----	----	-----	------	------	------	------	------	----	----

# ALL-TIME ROSTER WITH STATISTICS

## DARIUS MORRIS - 6-5, 195 - MICHIGAN

JANUARY 3, 1991

### REGULAR SEASON

	G	Min.	FG	FGA	Pct.	3FG	3FGA	PCT	FT	FTA	Pct.	Off.	Def.	Tot.	Ast.	PF	Do.	StL.	TO	Blk.	Pts.	Avg.	Hi
2011-12	19	169	18	42	.429	4	9	.444	6	9	.667	2	14	16	21	16	0	2	19	0	46	2.4	9
2012-13	48	683	73	188	.388	24	66	.364	24	37	.649	24	33	57	76	58	0	21	45	2	194	4.0	15
<b>TOT</b>	<b>67</b>	<b>852</b>	<b>91</b>	<b>230</b>	<b>.396</b>	<b>28</b>	<b>75</b>	<b>.373</b>	<b>30</b>	<b>46</b>	<b>.652</b>	<b>26</b>	<b>47</b>	<b>73</b>	<b>97</b>	<b>74</b>	<b>0</b>	<b>23</b>	<b>64</b>	<b>2</b>	<b>240</b>	<b>3.6</b>	<b>-</b>

### PLAYOFFS

	G	Min.	FG	FGA	Pct.	3FG	3FGA	PCT	FT	FTA	Pct.	Off.	Def.	Tot.	Ast.	PF	Do.	StL.	TO	Blk.	Pts.	Avg.	Hi
2011-12	4	8	3	3	1.000	1	1	1.000	3	4	.750	0	0	0	3	1	0	0	1	0	10	2.5	-
2012-13	4	105	16	35	.457	3	9	.333	7	9	.778	1	4	5	12	6	0	2	6	0	42	10.5	-
<b>TOT</b>	<b>8</b>	<b>113</b>	<b>19</b>	<b>38</b>	<b>.500</b>	<b>4</b>	<b>10</b>	<b>.400</b>	<b>10</b>	<b>13</b>	<b>.769</b>	<b>1</b>	<b>4</b>	<b>5</b>	<b>15</b>	<b>7</b>	<b>0</b>	<b>2</b>	<b>7</b>	<b>0</b>	<b>52</b>	<b>6.5</b>	<b>-</b>

## ADAM MORRISON - 6-8, 205 - GONZAGA

JULY 19, 1984

### REGULAR SEASON

	G	Min.	FG	FGA	Pct.	3FG	3FGA	PCT	FT	FTA	Pct.	Off.	Def.	Tot.	Ast.	PF	Do.	StL.	TO	Blk.	Pts.	Avg.	Hi
2008-09	8	44	4	12	.333	1	4	.250	1	2	.500	2	6	8	3	4	0	0	3	0	10	1.3	5
2009-10	31	241	32	85	.376	5	21	.238	5	8	.625	10	22	32	18	17	0	3	10	2	74	2.4	7
<b>TOT</b>	<b>39</b>	<b>285</b>	<b>36</b>	<b>97</b>	<b>.371</b>	<b>6</b>	<b>25</b>	<b>.240</b>	<b>6</b>	<b>10</b>	<b>.600</b>	<b>12</b>	<b>28</b>	<b>40</b>	<b>21</b>	<b>21</b>	<b>0</b>	<b>3</b>	<b>13</b>	<b>2</b>	<b>84</b>	<b>2.2</b>	<b>-</b>

### PLAYOFFS

	G	Min.	FG	FGA	Pct.	3FG	3FGA	PCT	FT	FTA	Pct.	Off.	Def.	Tot.	Ast.	PF	Do.	StL.	TO	Blk.	Pts.	Avg.	Hi
2009-10	2	13	4	9	.444	0	2	.000	0	0	-	0	3	5	1	-	-	0	0	0	8	4.0	-

## TIMOFEY MOZGOV - 7-1, 275 - KHIMKI MOSCOW (RUSSIA)

JULY 16, 1986

### REGULAR SEASON

	G	Min.	FG	FGA	Pct.	3FG	3FGA	PCT	FT	FTA	Pct.	Off.	Def.	Tot.	Ast.	PF	Do.	StL.	TO	Blk.	Pts.	Avg.	Hi
2016-17	54	1104	169	328	.515	0	1	.000	63	78	.808	104	160	264	43	133	2	16	72	31	401	7.4	20

## ERWIN MUELLER - 6-8, 230 - SAN FRANCISCO

MARCH 12, 1944

### REGULAR SEASON

	G	Min.	FG	FGA	Pct.	3FG	3FGA	PCT	FT	FTA	Pct.	Off.	Def.	Tot.	Ast.	PF	Do.	StL.	TO	Blk.	Pts.	Avg.	Hi
1967-68	39	973	132	254	.520	-	-	-	61	103	.592	-	-	222	78	86	2	-	-	-	325	8.3	-

### PLAYOFFS

	G	Min.	FG	FGA	Pct.	3FG	3FGA	PCT	FT	FTA	Pct.	Off.	Def.	Tot.	Ast.	PF	Do.	StL.	TO	Blk.	Pts.	Avg.	Hi
1967-68	14	250	20	59	.339	-	-	-	5	14	.357	-	-	54	18	-	-	-	-	-	45	3.2	-

## ALLEN MURPHY - 6-5, 190 - LOUISVILLE

JULY 15, 1952

### REGULAR SEASON

	G	Min.	FG	FGA	Pct.	3FG	3FGA	PCT	FT	FTA	Pct.	Off.	Def.	Tot.	Ast.	PF	Do.	StL.	TO	Blk.	Pts.	Avg.	Hi
1976-77	2	18	1	5	.200	-	-	-	3	7	.429	3	1	4	0	5	0	0	-	0	5	2.5	3

## TROY MURPHY - 6-11, 245 - NOTRE DAME

MAY 2, 1980

### REGULAR SEASON

	G	Min.	FG	FGA	Pct.	3FG	3FGA	PCT	FT	FTA	Pct.	Off.	Def.	Tot.	Ast.	PF	Do.	StL.	TO	Blk.	Pts.	Avg.	Hi
2011-12	59	956	77	171	.450	28	67	.418	6	9	.667	40	151	191	51	98	1	15	26	16	188	3.2	12

### PLAYOFFS

	G	Min.	FG	FGA	Pct.	3FG	3FGA	PCT	FT	FTA	Pct.	Off.	Def.	Tot.	Ast.	PF	Do.	StL.	TO	Blk.	Pts.	Avg.	Hi
2011-12	4	15	1	1	1.000	1	1	1.000	0	0	-	0	3	3	0	0	0	0	2	0	3	0.8	-

## TRACY MURRAY - 6-7, 230 - UCLA

JULY 25, 1971

### REGULAR SEASON

	G	Min.	FG	FGA	Pct.	3FG	3FGA	PCT	FT	FTA	Pct.	Off.	Def.	Tot.	Ast.	PF	Do.	StL.	TO	Blk.	Pts.	Avg.	Hi
2002-03	31	193	23	71	.324	8	38	.211	7	9	.778	5	18	23	12	22	0	5	14	3	61	2.0	11

## LARRY NANCE JR. - 6-9, 230 - WYOMING

JANUARY 1, 1993

### REGULAR SEASON

	G	Min.	FG	FGA	Pct.	3FG	3FGA	PCT	FT	FTA	Pct.	Off.	Def.	Tot.	Ast.	PF	Do.	StL.	TO	Blk.	Pts.	Avg.	Hi
2015-16	63	1266	158	300	.527	1	10	.100	32	47	.681	101	211	312	44	124	0	54	41	23	349	5.5	17
2016-17	63	1442	190	361	.526	10	36	.278	59	80	.738	120	249	369	96	149	0	82	56	39	449	7.1	18
2017-18	42	922	152	253	.601	1	4	.250	55	87	.632	108	176	284	57	113	0	59	41	20	360	8.6	18
<b>TOT</b>	<b>168</b>	<b>3630</b>	<b>500</b>	<b>914</b>	<b>.547</b>	<b>12</b>	<b>50</b>	<b>.240</b>	<b>146</b>	<b>214</b>	<b>.682</b>	<b>329</b>	<b>636</b>	<b>965</b>	<b>197</b>	<b>386</b>	<b>0</b>	<b>195</b>	<b>138</b>	<b>82</b>	<b>1158</b>	<b>6.9</b>	<b>-</b>

## COTTON NASH - 6-6, 220 - KENTUCKY

JULY 24, 1942

### REGULAR SEASON

	G	Min.	FG	FGA	Pct.	3FG	3FGA	PCT	FT	FTA	Pct.	Off.	Def.	Tot.	Ast.	PF	Do.	StL.	TO	Blk.	Pts.	Avg.	Hi
1964-65	25	167	14	57	.246	-	-	-	25	32	.781	-	-	35	10	30	0	-	-	-	53	2.1	-

## STEVE NASH - 6-3, 180 - SANTA CLARA

FEBRUARY 7, 1974

### REGULAR SEASON

	G	Min.	FG	FGA	Pct.	3FG	3FGA	PCT	FT	FTA	Pct.	Off.	Def.	Tot.	Ast.	PF	Do.	StL.	TO	Blk.	Pts.	Avg.	Hi
2012-13	50	1627	236	475	.497	57	130	.438	107	116	.922	26	116	142	333	70	0	30	126	5	636	12.7	22
2013-14	15	313	36	94	.383	8	24	.333	22	24	.917	4	25	29	86	18	0	7	31	2	102	6.8	19
<b>TOT</b>	<b>65</b>	<b>1940</b>	<b>272</b>	<b>569</b>	<b>.478</b>	<b>65</b>	<b>154</b>	<b>.422</b>	<b>129</b>	<b>140</b>	<b>.921</b>	<b>30</b>	<b>141</b>	<b>171</b>	<b>419</b>	<b>88</b>	<b>0</b>	<b>37</b>	<b>157</b>	<b>7</b>	<b>738</b>	<b>11.4</b>	<b>-</b>

### PLAYOFFS

	G	Min.	FG	FGA	Pct.	3FG	3FGA	PCT	FT	FTA	Pct.	Off.	Def.	Tot.	Ast.	PF	Do.	StL.	TO	Blk.	Pts.	Avg.	Hi
2012-13	2	61	10	23	.435	0	3	.000	5	5	1.000	2	3	5	9	2	0	3	0	25	12.5	16	



# ALL-TIME ROSTER WITH STATISTICS

## SWEN NATER - 6-11, 250 - UCLA

JANUARY 14, 1950

### REGULAR SEASON

G	Min.	FG	FGA	Pct.	3FG	3FGA	PCT	FT	FTA	Pct.	Off.	Def.	Tot.	Ast.	PF	Do.	StL.	TO	Blk.	Pts.	Avg.	Hi	
1983-84	69	829	124	253	.490	0	1	.000	63	91	.692	81	183	264	27	150	0	25	68	7	311	4.5	19

### PLAYOFFS

G	Min.	FG	FGA	Pct.	3FG	3FGA	PCT	FT	FTA	Pct.	Off.	Def.	Tot.	Ast.	PF	Do.	StL.	TO	Blk.	Pts.	Avg.	Hi	
1983-84	17	146	19	38	.500	0	0	-	20	26	.769	16	24	40	1	-	-	1	8	2	58	3.4	-

## DON NELSON - 6-6, 210 - IOWA

MAY 15, 1940

### REGULAR SEASON

G	Min.	FG	FGA	Pct.	3FG	3FGA	PCT	FT	FTA	Pct.	Off.	Def.	Tot.	Ast.	PF	Do.	StL.	TO	Blk.	Pts.	Avg.	Hi	
1963-64	80	1406	135	323	.418	-	-	-	149	201	.741	-	-	323	76	181	1	-	-	-	419	5.2	-
1964-65	39	238	36	85	.424	-	-	-	20	26	.769	-	-	73	24	40	1	-	-	-	92	2.4	-
TOT	119	1644	171	408	.419	-	-	-	169	227	.744	-	-	396	100	221	2	-	-	-	511	4.3	-

### PLAYOFFS

G	Min.	FG	FGA	Pct.	3FG	3FGA	PCT	FT	FTA	Pct.	Off.	Def.	Tot.	Ast.	PF	Do.	StL.	TO	Blk.	Pts.	Avg.	Hi	
1963-64	5	56	7	13	.538	-	-	-	3	3	1.000	-	-	13	2	-	-	-	-	-	17	3.4	-
1964-65	11	212	24	53	.453	-	-	-	19	25	.760	-	-	59	19	-	-	-	-	-	67	6.1	-
TOT	16	268	31	66	.470	-	-	-	22	28	.786	-	-	72	21	-	-	-	-	-	84	5.3	-

## JOHNNY NEUMANN - 6-6, 200 - MISSISSIPPI

SEPTEMBER 11, 1951

### REGULAR SEASON

G	Min.	FG	FGA	Pct.	3FG	3FGA	PCT	FT	FTA	Pct.	Off.	Def.	Tot.	Ast.	PF	Do.	StL.	TO	Blk.	Pts.	Avg.	Hi	
1976-77	59	888	146	363	.402	-	-	-	54	81	.667	19	44	63	137	127	2	28	-	8	346	5.9	24

### PLAYOFFS

G	Min.	FG	FGA	Pct.	3FG	3FGA	PCT	FT	FTA	Pct.	Off.	Def.	Tot.	Ast.	PF	Do.	StL.	TO	Blk.	Pts.	Avg.	Hi
1976-77	6	68	11	29	.379	-	-	-	2	4	.500	-	2	9	-	-	-	-	-	24	4.0	-

## CHUCK NEVITT - 7-5, 250 - NORTH CAROLINA STATE

JUNE 13, 1959

### REGULAR SEASON

G	Min.	FG	FGA	Pct.	3FG	3FGA	PCT	FT	FTA	Pct.	Off.	Def.	Tot.	Ast.	PF	Do.	StL.	TO	Blk.	Pts.	Avg.	Hi	
1984-85	11	59	5	17	.294	0	0	-	2	8	.250	5	15	20	3	20	0	0	10	15	12	1.1	4
1985-86	4	25	3	11	.273	0	0	-	4	6	.667	3	4	7	2	6	0	2	5	10	2.5	4	
TOT	15	84	8	28	.286	0	0	-	6	14	.429	8	19	27	5	26	0	2	15	17	22	1.5	-

### PLAYOFFS

G	Min.	FG	FGA	Pct.	3FG	3FGA	PCT	FT	FTA	Pct.	Off.	Def.	Tot.	Ast.	PF	Do.	StL.	TO	Blk.	Pts.	Avg.	Hi	
1984-85	7	37	3	9	.333	0	0	-	4	8	.500	3	3	6	1	-	-	4	2	6	10	1.4	-

## IRA NEWBLE - 6-7, 220 - MIAMI (OHIO)

JANUARY 20, 1975

### REGULAR SEASON

G	Min.	FG	FGA	Pct.	3FG	3FGA	PCT	FT	FTA	Pct.	Off.	Def.	Tot.	Ast.	PF	Do.	StL.	TO	Blk.	Pts.	Avg.	Hi	
2007-08	6	31	3	9	.333	1	2	.500	0	0	-	6	5	11	3	5	0	1	3	1	7	1.2	3

### PLAYOFFS

G	Min.	FG	FGA	Pct.	3FG	3FGA	PCT	FT	FTA	Pct.	Off.	Def.	Tot.	Ast.	PF	Do.	StL.	TO	Blk.	Pts.	Avg.	Hi
2007-08	1	1	0	0	-	0	0	-	0	0	-	0	0	0	-	-	0	0	0	0	0.0	-

## NORM NIXON - 6-2, 175 - DUQUESNE

OCTOBER 11, 1955

### REGULAR SEASON

G	Min.	FG	FGA	Pct.	3FG	3FGA	PCT	FT	FTA	Pct.	Off.	Def.	Tot.	Ast.	PF	Do.	StL.	TO	Blk.	Pts.	Avg.	Hi	
1977-78	81	2779	496	998	.497	-	-	-	115	161	.714	41	198	239	553	259	3	138	251	7	1107	13.7	28
1978-79	82	3145	623	1149	.542	-	-	-	158	204	.775	48	183	231	737	250	6	201	231	17	1404	17.1	29
1979-80	82	3226	624	1209	.516	1	8	.125	197	253	.779	52	177	229	642	241	1	147	288	14	1446	17.6	30
1980-81	79	2962	576	1210	.476	2	12	.167	196	252	.778	64	168	232	696	226	2	146	285	11	1350	17.1	30
1981-82	82	3024	628	1274	.493	3	12	.250	181	224	.808	38	138	176	652	264	3	132	238	7	1440	17.6	28
1982-83	79	2711	533	1123	.475	0	13	.000	125	168	.744	61	144	205	566	176	1	104	237	4	1191	15.1	27
TOT	485	17847	3480	6963	.500	6	45	.133	972	1262	.770	304	1008	1312	3846	1416	16	868	1530	60	7938	16.4	-

### PLAYOFFS

G	Min.	FG	FGA	Pct.	3FG	3FGA	PCT	FT	FTA	Pct.	Off.	Def.	Tot.	Ast.	PF	Do.	StL.	TO	Blk.	Pts.	Avg.	Hi	
1977-78	3	92	11	24	.458	-	-	-	2	3	.667	-	9	16	-	-	4	-	1	24	8.0	-	
1978-79	8	327	56	119	.471	-	-	-	11	15	.733	-	28	94	-	-	11	-	0	123	15.4	-	
1979-80	16	648	114	239	.477	1	5	.200	41	51	.804	13	43	56	125	-	-	32	49	3	270	16.9	-
1980-81	3	133	25	49	.510	0	0	.000	8	10	.800	1	10	11	26	-	-	1	5	1	58	19.3	-
1981-82	14	549	121	253	.478	1	3	.333	43	57	.754	13	30	43	114	-	-	23	34	2	286	20.4	-
1982-83	14	538	113	237	.477	3	7	.429	37	50	.740	13	35	48	90	-	-	18	34	1	266	19.0	-
TOT	58	2287	440	921	.478	5	15	.333	142	186	.763	40	118	195	465	-	-	89	122	8	1027	17.7	-

## DAVID NWABA - 6-4, 209 - CAL POLY-SAN LUIS OBISPO

JANUARY 14, 1993

### REGULAR SEASON

G	Min.	FG	FGA	Pct.	3FG	3FGA	PCT	FT	FTA	Pct.	Off.	Def.	Tot.	Ast.	PF	Do.	StL.	TO	Blk.	Pts.	Avg.	Hi	
2016-17	20	397	47	81	.580	1	5	.200	25	39	.641	17	46	63	14	36	0	12	11	7	120	6.0	19

# ALL-TIME ROSTER WITH STATISTICS

## LAMAR ODOM - 6-10, 230 - RHODE ISLAND

NOVEMBER 6, 1979

### REGULAR SEASON

G	Min.	FG	FGA	Pct.	3FG	3FGA	PCT	FT	FTA	Pct.	Off.	Def.	Tot.	Ast.	PF	Do.	StL.	TO	Blk.	Pts.	Avg.	HI	
2004-05	64	2320	366	774	473	36	117	308	207	298	695	134	519	653	238	211	3	42	161	65	975	15.2	28
2005-06	80	3221	445	925	481	80	215	372	216	313	690	181	557	738	443	256	4	75	213	64	1186	14.8	27
2006-07	56	2202	319	681	468	54	182	297	198	283	700	102	445	547	270	182	5	53	163	32	890	15.9	34
2007-08	77	2921	417	795	525	31	113	274	229	328	698	197	622	819	273	222	3	75	156	72	1094	14.2	31
2008-09	78	2316	346	703	492	33	103	320	160	257	623	176	461	637	204	235	5	77	138	98	885	11.3	28
2009-10	82	2585	342	739	463	58	182	319	140	202	693	184	618	802	267	227	1	75	150	59	882	10.8	26
2010-11	82	2639	473	893	530	68	178	382	166	246	675	175	535	710	249	200	1	47	139	61	1180	14.4	29
TOT	519	18204	2708	5510	491	360	1090	330	1316	1927	683	1149	3757	4906	1944	1533	22	444	1120	451	7092	13.7	-

### PLAYOFFS

G	Min.	FG	FGA	Pct.	3FG	3FGA	PCT	FT	FTA	Pct.	Off.	Def.	Tot.	Ast.	PF	Do.	StL.	TO	Blk.	Pts.	Avg.	HI	
2005-06	7	314	49	99	495	6	30	200	30	45	667	15	62	77	34	-	-	3	23	8	134	19.1	-
2006-07	5	192	41	85	482	3	11	273	12	24	500	20	45	65	11	-	-	2	10	6	97	19.4	-
2007-08	21	786	107	218	491	3	11	273	84	127	661	47	162	209	62	-	-	14	47	27	301	14.3	-
2008-09	23	735	108	206	524	18	35	514	49	80	613	64	146	210	42	-	-	16	39	31	283	12.3	-
2009-10	23	667	91	194	469	10	41	244	30	50	600	60	138	198	46	-	-	15	28	21	222	9.7	-
2010-11	10	286	45	98	459	4	20	200	27	38	711	13	52	65	21	-	-	2	15	4	121	12.1	-
TOT	89	2980	441	900	420	44	148	297	232	364	637	219	605	824	216	-	-	52	162	97	1158	13.0	-

## JAWANN OLDHAM - 7-0, 220 - SEATTLE

JULY 4, 1957

### REGULAR SEASON

G	Min.	FG	FGA	Pct.	3FG	3FGA	PCT	FT	FTA	Pct.	Off.	Def.	Tot.	Ast.	PF	Do.	StL.	TO	Blk.	Pts.	Avg.	HI
1989-90	3	9	2	3	667	0	0	-	1	2	500	0	1	1	1	3	0	1	0	5	1.7	3

## SHAQUILLE O'NEAL - 7-1, 340 - LOUISIANA STATE

MARCH 6, 1972

### REGULAR SEASON

G	Min.	FG	FGA	Pct.	3FG	3FGA	PCT	FT	FTA	Pct.	Off.	Def.	Tot.	Ast.	PF	Do.	StL.	TO	Blk.	Pts.	Avg.	HI	
1996-97	51	1941	552	991	557	0	4	000	232	479	484	195	445	640	159	180	2	46	146	147	1336	26.2	42
1997-98	60	2175	670	1147	584	0	0	-	359	681	527	208	473	681	142	193	1	39	175	144	1699	28.3	50
1998-99	49	1705	510	885	576	0	1	000	269	498	540	187	338	525	114	155	4	36	122	82	1289	26.3	38
1999-00	79	3163	956	1665	574	0	1	000	432	824	524	336	742	1078	299	255	2	36	223	239	2344	29.7	61
2000-01	74	2924	813	1422	572	0	2	000	499	972	513	291	649	940	277	256	6	47	218	204	2125	28.7	41
2001-02	67	2422	712	1229	579	0	1	000	398	717	555	235	480	715	200	199	2	41	171	137	1822	27.2	46
2002-03	67	2535	695	1211	574	0	0	-	451	725	622	259	483	742	206	229	4	38	196	159	1841	27.5	48
2003-04	67	2464	554	948	584	0	0	-	331	676	490	246	523	769	196	225	3	34	195	166	1439	21.5	37
TOT	514	19329	5462	9498	575	0	9	000	2971	5572	533	1957	4133	6090	1593	1692	24	317	1446	1278	13895	27.0	-

### PLAYOFFS

G	Min.	FG	FGA	Pct.	3FG	3FGA	PCT	FT	FTA	Pct.	Off.	Def.	Tot.	Ast.	PF	Do.	StL.	TO	Blk.	Pts.	Avg.	HI	
1996-97	9	326	89	173	514	0	0	-	64	105	610	38	57	95	29	-	-	5	22	17	242	26.9	9
1997-98	13	501	158	258	612	0	0	-	80	159	503	48	84	132	38	-	-	7	43	34	396	30.5	-
1998-99	8	315	79	155	510	0	0	-	55	118	466	44	49	93	18	-	-	7	18	23	213	26.6	-
1999-00	23	1000	286	505	566	0	0	-	135	296	456	119	236	355	71	-	-	13	56	55	707	30.7	-
2000-01	16	676	191	344	555	0	0	-	105	200	525	91	156	247	51	-	-	7	57	38	487	30.4	-
2001-02	19	776	203	384	529	0	0	-	135	208	649	67	172	239	54	-	-	10	62	48	541	28.5	-
2002-03	12	481	121	226	535	0	0	-	82	132	621	63	115	178	44	-	-	7	35	34	324	27.0	-
2003-04	22	918	182	307	593	0	0	-	109	254	429	91	200	291	55	-	-	7	55	61	473	21.5	-
TOT	122	4993	1309	2352	557	0	0	-	765	1472	520	561	1069	1630	360	-	-	63	348	310	3383	27.7	-

## KEVIN O'SHEA - 6-2, 175 - NOTRE DAME

JULY 10, 1925

### REGULAR SEASON

G	Min.	FG	FGA	Pct.	3FG	3FGA	PCT	FT	FTA	Pct.	Off.	Def.	Tot.	Ast.	PF	Do.	StL.	TO	Blk.	Pts.	Avg.	HI
1950-51	63	-	87	267	326	-	-	-	97	134	724	-	-	125	100	99	1	-	-	271	4.3	-

### PLAYOFFS

G	Min.	FG	FGA	Pct.	3FG	3FGA	PCT	FT	FTA	Pct.	Off.	Def.	Tot.	Ast.	PF	Do.	StL.	TO	Blk.	Pts.	Avg.	HI
1950-51	5	-	1	7	143	-	-	-	3	4	750	-	-	5	1	-	-	-	-	5	1.0	-

## KEITH OWENS - 6-7, 225 - UCLA

MAY 31, 1969

### REGULAR SEASON

G	Min.	FG	FGA	Pct.	3FG	3FGA	PCT	FT	FTA	Pct.	Off.	Def.	Tot.	Ast.	PF	Do.	StL.	TO	Blk.	Pts.	Avg.	HI	
1991-92	20	80	9	32	281	0	0	-	8	10	800	8	7	15	3	11	0	5	2	4	26	1.3	8

## JANNERO PARGO - 6-1, 175 - ARKANSAS

OCTOBER 22, 1979

### REGULAR SEASON

G	Min.	FG	FGA	Pct.	3FG	3FGA	PCT	FT	FTA	Pct.	Off.	Def.	Tot.	Ast.	PF	Do.	StL.	TO	Blk.	Pts.	Avg.	HI	
2002-03	34	342	37	93	398	7	24	292	4	4	1000	9	28	37	39	45	0	13	23	2	85	2.5	18
2003-04	13	63	6	16	375	2	4	500	0	0	-	0	6	6	11	5	0	2	12	0	14	1.1	5
TOT	47	405	43	109	395	9	28	321	4	4	1000	9	34	43	50	50	0	15	35	2	99	2.1	-

### PLAYOFFS

G	Min.	FG	FGA	Pct.	3FG	3FGA	PCT	FT	FTA	Pct.	Off.	Def.	Tot.	Ast.	PF	Do.	StL.	TO	Blk.	Pts.	Avg.	HI	
2002-03	11	129	8	24	333	4	15	267	3	4	750	3	6	9	14	-	-	8	7	1	23	2.1	-





# ALL-TIME ROSTER WITH STATISTICS

## WILLIAM "SMUSH" PARKER - 6-4, 180 - FORDHAM

JUNE 1, 1981

### REGULAR SEASON

G	Min.	FG	FGA	Pct.	3FG	3FGA	PCT	FT	FTA	Pct.	Off.	Def.	Tot.	Ast.	PF	Do.	StL.	TO	Blk.	Pts.	Avg.	Hi	
2005-06	82	2773	348	779	.447	120	328	.366	125	180	694	37	234	271	302	213	1	140	147	16	941	11.5	24
2006-07	82	2457	342	785	.436	110	301	.365	113	175	646	45	161	206	228	211	4	119	153	10	907	11.1	26
<b>TOT</b>	<b>164</b>	<b>5230</b>	<b>690</b>	<b>1564</b>	<b>.441</b>	<b>230</b>	<b>629</b>	<b>.366</b>	<b>238</b>	<b>355</b>	<b>670</b>	<b>82</b>	<b>395</b>	<b>477</b>	<b>530</b>	<b>424</b>	<b>5</b>	<b>259</b>	<b>300</b>	<b>26</b>	<b>1848</b>	<b>11.3</b>	<b>-</b>

### PLAYOFFS

G	Min.	FG	FGA	Pct.	3FG	3FGA	PCT	FT	FTA	Pct.	Off.	Def.	Tot.	Ast.	PF	Do.	StL.	TO	Blk.	Pts.	Avg.	Hi
2005-06	7	258	24	72	.333	4	26	.154	10	10	1.000	9	12	21	11	-	15	12	1	62	8.9	-
2006-07	5	59	3	14	.214	1	6	.167	4	4	1.000	4	3	7	3	-	3	3	1	11	2.2	-
<b>TOT</b>	<b>12</b>	<b>317</b>	<b>27</b>	<b>86</b>	<b>.314</b>	<b>5</b>	<b>32</b>	<b>.156</b>	<b>14</b>	<b>14</b>	<b>1.000</b>	<b>13</b>	<b>15</b>	<b>28</b>	<b>14</b>	<b>-</b>	<b>18</b>	<b>15</b>	<b>2</b>	<b>73</b>	<b>6.1</b>	<b>-</b>

## MYLES PATRICK - 6-8, 220 - AUBURN

NOVEMBER 16, 1954

### REGULAR SEASON

G	Min.	FG	FGA	Pct.	3FG	3FGA	PCT	FT	FTA	Pct.	Off.	Def.	Tot.	Ast.	PF	Do.	StL.	TO	Blk.	Pts.	Avg.	Hi	
1980-81	3	9	2	5	.400	0	0	-	1	2	.500	1	1	2	1	3	0	0	1	0	5	1.7	3

## RUBEN PATTERSON - 6-6, 227 - CINCINNATI

JULY 3, 1975

### REGULAR SEASON

G	Min.	FG	FGA	Pct.	3FG	3FGA	PCT	FT	FTA	Pct.	Off.	Def.	Tot.	Ast.	PF	Do.	StL.	TO	Blk.	Pts.	Avg.	Hi	
1998-99	24	144	21	51	.412	1	6	.167	22	31	.710	17	13	30	2	16	0	5	12	3	65	2.7	11

### PLAYOFFS

G	Min.	FG	FGA	Pct.	3FG	3FGA	PCT	FT	FTA	Pct.	Off.	Def.	Tot.	Ast.	PF	Do.	StL.	TO	Blk.	Pts.	Avg.	Hi
1998-99	3	5	0	1	.000	0	0	-	0	0	-	0	0	0	0	-	0	1	0	0	0.0	-

## JIM PAXSON - 6-6, 200 - DAYTON

DECEMBER 19, 1932

### REGULAR SEASON

G	Min.	FG	FGA	Pct.	3FG	3FGA	PCT	FT	FTA	Pct.	Off.	Def.	Tot.	Ast.	PF	Do.	StL.	TO	Blk.	Pts.	Avg.	Hi	
1956-57	71	1274	138	485	.285	-	-	-	170	236	.720	-	-	266	86	163	3	-	-	-	446	6.3	-

### PLAYOFFS

G	Min.	FG	FGA	Pct.	3FG	3FGA	PCT	FT	FTA	Pct.	Off.	Def.	Tot.	Ast.	PF	Do.	StL.	TO	Blk.	Pts.	Avg.	Hi
1956-57	5	54	9	27	.333	-	-	-	7	14	.500	-	-	14	3	-	-	-	-	25	5.0	-

## GARY PAYTON - 6-4, 190 - OREGON STATE

JULY 23, 1968

### REGULAR SEASON

G	Min.	FG	FGA	Pct.	3FG	3FGA	PCT	FT	FTA	Pct.	Off.	Def.	Tot.	Ast.	PF	Do.	StL.	TO	Blk.	Pts.	Avg.	Hi	
2003-04	82	2825	482	1024	.471	55	165	.333	180	252	.714	72	270	342	449	169	0	96	151	19	1199	14.6	30

### PLAYOFFS

G	Min.	FG	FGA	Pct.	3FG	3FGA	PCT	FT	FTA	Pct.	Off.	Def.	Tot.	Ast.	PF	Do.	StL.	TO	Blk.	Pts.	Avg.	Hi	
2003-04	22	773	68	186	.366	14	56	.250	21	28	.750	19	53	72	116	-	-	23	28	4	171	7.8	-

## GARY PAYTON II - 6-3, 190 - OREGON STATE

DECEMBER 1, 1992

### REGULAR SEASON

G	Min.	FG	FGA	Pct.	3FG	3FGA	PCT	FT	FTA	Pct.	Off.	Def.	Tot.	Ast.	PF	Do.	StL.	TO	Blk.	Pts.	Avg.	Hi	
2017-18	11	115	17	41	.415	4	13	.308	1	6	.167	9	18	27	12	13	0	4	4	2	39	3.5	25

## ANTHONY PEELER - 6-4, 215 - MISSOURI

NOVEMBER 25, 1969

### REGULAR SEASON

G	Min.	FG	FGA	Pct.	3FG	3FGA	PCT	FT	FTA	Pct.	Off.	Def.	Tot.	Ast.	PF	Do.	StL.	TO	Blk.	Pts.	Avg.	Hi	
1992-93	77	1656	297	634	.468	46	118	.390	162	206	.786	64	115	179	166	193	0	60	123	14	802	10.4	25
1993-94	30	923	176	409	.430	14	63	.222	57	71	.803	48	61	109	94	93	0	43	59	8	423	14.1	28
1994-95	73	1559	285	659	.432	84	216	.389	102	128	.797	62	106	168	122	143	1	52	82	13	756	10.4	27
1995-96	73	1608	272	602	.452	105	254	.413	61	86	.709	45	92	137	118	139	0	59	56	10	710	9.7	25
<b>TOT</b>	<b>253</b>	<b>5746</b>	<b>1030</b>	<b>2304</b>	<b>.447</b>	<b>249</b>	<b>651</b>	<b>.382</b>	<b>382</b>	<b>491</b>	<b>.778</b>	<b>219</b>	<b>374</b>	<b>593</b>	<b>500</b>	<b>568</b>	<b>1</b>	<b>214</b>	<b>320</b>	<b>45</b>	<b>2691</b>	<b>10.6</b>	<b>-</b>

### PLAYOFFS

G	Min.	FG	FGA	Pct.	3FG	3FGA	PCT	FT	FTA	Pct.	Off.	Def.	Tot.	Ast.	PF	Do.	StL.	TO	Blk.	Pts.	Avg.	Hi
1994-95	10	268	32	79	.405	8	31	.258	17	22	.773	8	20	28	25	-	10	12	2	89	8.9	-
1995-96	3	72	9	27	.333	6	14	.429	4	4	1.000	2	6	8	3	-	6	3	0	28	9.3	-
<b>TOT</b>	<b>13</b>	<b>340</b>	<b>41</b>	<b>106</b>	<b>.738</b>	<b>14</b>	<b>45</b>	<b>.687</b>	<b>21</b>	<b>26</b>	<b>.808</b>	<b>10</b>	<b>26</b>	<b>36</b>	<b>28</b>	<b>-</b>	<b>16</b>	<b>15</b>	<b>2</b>	<b>117</b>	<b>9.0</b>	<b>-</b>

## MIKE PENBERTHY - 6-3, 185 - THE MASTERS COLLEGE

NOVEMBER 29, 1974

### REGULAR SEASON

G	Min.	FG	FGA	Pct.	3FG	3FGA	PCT	FT	FTA	Pct.	Off.	Def.	Tot.	Ast.	PF	Do.	StL.	TO	Blk.	Pts.	Avg.	Hi	
2000-01	53	851	92	222	.414	55	139	.396	28	31	.903	10	53	63	71	57	0	22	34	2	267	5.0	16
2001-02	3	12	1	2	.500	0	0	-	3	4	.750	0	2	2	0	0	0	2	0	0	5	1.7	2
<b>TOT</b>	<b>56</b>	<b>863</b>	<b>93</b>	<b>224</b>	<b>.415</b>	<b>55</b>	<b>139</b>	<b>.396</b>	<b>31</b>	<b>35</b>	<b>.886</b>	<b>10</b>	<b>55</b>	<b>65</b>	<b>73</b>	<b>57</b>	<b>0</b>	<b>24</b>	<b>34</b>	<b>2</b>	<b>272</b>	<b>4.9</b>	<b>-</b>

## SAM PERKINS - 6-9, 255 - NORTH CAROLINA

JUNE 14, 1961

### REGULAR SEASON

G	Min.	FG	FGA	Pct.	3FG	3FGA	PCT	FT	FTA	Pct.	Off.	Def.	Tot.	Ast.	PF	Do.	StL.	TO	Blk.	Pts.	Avg.	Hi	
1990-91	73	2504	368	744	.495	18	64	.281	229	279	.821	167	371	538	108	247	2	64	103	78	983	13.5	32
1991-92	63	2332	361	803	.450	15	69	.217	304	372	.817	192	364	556	141	192	1	64	83	62	1041	16.5	29
1992-93	49	1589	242	527	.459	5	29	.172	184	222	.829	111	268	379	128	139	0	40	76	51	673	13.7	26
<b>TOT</b>	<b>185</b>	<b>6425</b>	<b>971</b>	<b>2074</b>	<b>.456</b>	<b>38</b>	<b>162</b>	<b>.235</b>	<b>717</b>	<b>873</b>	<b>.821</b>	<b>470</b>	<b>1003</b>	<b>1473</b>	<b>377</b>	<b>578</b>	<b>3</b>	<b>168</b>	<b>262</b>	<b>191</b>	<b>2697</b>	<b>14.6</b>	<b>-</b>

### PLAYOFFS

G	Min.	FG	FGA	Pct.	3FG	3FGA	PCT	FT	FTA	Pct.	Off.	Def.	Tot.	Ast.	PF	Do.	StL.	TO	Blk.	Pts.	Avg.	Hi
1990-91	19	752	121	221	.548	11	30	.367	83	109	.761	41	116	157	33	-	15	37	27	336	17.7	-

# ALL-TIME ROSTER WITH STATISTICS

## JOHN PILCH - 6-3, 185 - WYOMING

JULY 11, 1925

### REGULAR SEASON

G	Min.	FG	FGA	Pct.	3FG	3FGA	PCT	FT	FTA	Pct.	Off.	Def.	Tot.	Ast.	PF	Do.	StL.	TO	Blk.	Pts.	Avg.	Hi
1951-52	9	41	1	10	100	-	-	3	6	500	-	-	9	2	10	0	-	-	-	5	0.6	-

## JIM POLLARD - 6-4, 190 - STANFORD

JULY 9, 1922

### REGULAR SEASON

G	Min.	FG	FGA	Pct.	3FG	3FGA	PCT	FT	FTA	Pct.	Off.	Def.	Tot.	Ast.	PF	Do.	StL.	TO	Blk.	Pts.	Avg.	Hi
1948-49	53	-	314	792	396	-	-	156	227	687	-	-	-	142	144	-	-	-	-	784	14.8	-
1949-50	66	-	394	1140	346	-	-	185	242	764	-	-	-	252	143	-	-	-	-	973	14.7	-
1950-51	54	-	256	728	352	-	-	117	156	750	-	-	484	184	157	4	-	-	-	629	11.6	-
1951-52	65	2545	411	1155	356	-	-	183	260	704	-	-	593	234	199	4	-	-	-	1005	15.5	-
1952-53	66	2403	333	933	357	-	-	193	251	769	-	-	452	231	194	3	-	-	-	859	13.0	-
1953-54	71	2483	326	882	370	-	-	179	230	778	-	-	500	214	161	0	-	-	-	831	11.7	-
1954-55	63	1960	265	749	354	-	-	151	186	812	-	-	458	160	147	3	-	-	-	681	10.8	-
TOT	438	9391	2299	6379	360	-	-	1164	1552	750	-	-	2487	1417	1145	14	-	-	-	5762	13.2	-

### PLAYOFFS

G	Min.	FG	FGA	Pct.	3FG	3FGA	PCT	FT	FTA	Pct.	Off.	Def.	Tot.	Ast.	PF	Do.	StL.	TO	Blk.	Pts.	Avg.	Hi
1948-49	10	-	43	147	293	-	-	44	62	710	-	-	-	42	44	-	-	-	-	130	13.0	-
1949-50	12	-	50	175	286	-	-	44	62	710	-	-	-	56	-	-	-	-	-	144	12.0	-
1950-51	7	-	35	108	324	-	-	25	30	833	-	-	62	27	-	-	-	-	-	95	13.6	-
1951-52	11	469	70	173	405	-	-	37	50	740	-	-	71	33	-	-	-	-	-	177	16.1	-
1952-53	12	455	62	167	371	-	-	48	62	774	-	-	86	49	-	-	-	-	-	172	14.3	-
1953-54	13	543	56	155	361	-	-	48	60	800	-	-	110	41	-	-	-	-	-	160	12.3	-
1954-55	7	257	33	104	317	-	-	33	46	717	-	-	78	14	-	-	-	-	-	99	14.1	-
TOT	72	1724	349	1029	339	-	-	279	372	750	-	-	407	259	-	-	-	-	-	977	13.6	-

## JOSH POWELL - 6-9, 240 - NORTH CAROLINA STATE

JANUARY 25, 1983

### REGULAR SEASON

G	Min.	FG	FGA	Pct.	3FG	3FGA	PCT	FT	FTA	Pct.	Off.	Def.	Tot.	Ast.	PF	Do.	StL.	TO	Blk.	Pts.	Avg.	Hi	
2008-09	60	703	106	239	444	0	0	38	50	760	71	105	176	27	98	0	9	51	17	250	4.2	17	
2009-10	63	581	71	194	366	7	16	438	20	31	645	44	72	116	35	71	0	9	33	6	169	27	14
TOT	123	1284	177	433	809	7	16	438	58	81	716	115	177	292	62	169	0	18	84	23	419	3.4	-

### PLAYOFFS

G	Min.	FG	FGA	Pct.	3FG	3FGA	PCT	FT	FTA	Pct.	Off.	Def.	Tot.	Ast.	PF	Do.	StL.	TO	Blk.	Pts.	Avg.	Hi
2008-09	14	73	11	26	423	1	1	1,000	6	6	1,000	7	10	17	4	-	0	4	1	29	2.1	-
2009-10	13	40	3	8	375	0	1	000	3	4	750	2	4	6	1	-	0	1	0	9	0.7	-
TOT	27	113	14	34	412	1	2	500	9	10	900	9	14	23	5	-	0	5	1	38	1.4	-

## JIM PRICE - 6-2, 195 - LOUISVILLE

NOVEMBER 27, 1949

### REGULAR SEASON

G	Min.	FG	FGA	Pct.	3FG	3FGA	PCT	FT	FTA	Pct.	Off.	Def.	Tot.	Ast.	PF	Do.	StL.	TO	Blk.	Pts.	Avg.	Hi
1972-73	59	828	158	359	440	-	-	60	73	822	-	-	115	97	119	1	-	-	-	376	6.4	-
1973-74	82	2628	538	1197	449	-	-	187	234	799	120	258	378	369	229	2	157	-	29	1263	15.4	31
1974-75	9	339	75	167	449	-	-	41	45	911	17	26	43	63	36	1	21	-	3	191	21.2	27
1978-79	75	1207	171	344	497	-	-	55	79	696	26	97	123	218	128	0	66	100	12	397	5.3	19
TOT	225	5002	942	2067	458	-	-	343	431	796	163	381	659	747	512	4	244	100	44	2227	9.9	-

### PLAYOFFS

G	Min.	FG	FGA	Pct.	3FG	3FGA	PCT	FT	FTA	Pct.	Off.	Def.	Tot.	Ast.	PF	Do.	StL.	TO	Blk.	Pts.	Avg.	Hi
1972-73	3	16	3	11	273	-	-	-	-	-	-	-	4	2	-	-	-	-	-	6	2.0	-
1973-74	5	161	25	66	379	-	-	9	13	692	-	-	19	13	-	-	-	-	-	59	11.8	-
1978-79	8	128	9	30	300	-	-	2	4	500	-	-	8	18	-	-	-	-	-	20	2.5	-
TOT	16	305	37	107	346	-	-	11	17	647	-	-	31	33	-	-	-	-	-	85	5.3	-

## RONNIE PRICE - 6-2, 180 - UTAH VALLEY STATE

JUNE 21, 1983

### REGULAR SEASON

G	Min.	FG	FGA	Pct.	3FG	3FGA	PCT	FT	FTA	Pct.	Off.	Def.	Tot.	Ast.	PF	Do.	StL.	TO	Blk.	Pts.	Avg.	Hi	
2014-15	43	982	77	223	345	31	109	284	36	45	800	19	50	69	165	118	2	67	52	4	221	5.1	18

## LARON PROFIT - 6-5, 204 - MARYLAND

AUGUST 5, 1977

### REGULAR SEASON

G	Min.	FG	FGA	Pct.	3FG	3FGA	PCT	FT	FTA	Pct.	Off.	Def.	Tot.	Ast.	PF	Do.	StL.	TO	Blk.	Pts.	Avg.	Hi	
2005-06	25	279	40	84	476	3	18	167	21	24	875	8	35	43	15	25	0	11	24	5	104	4.2	14

## VLADIMIR RADMANOVIC - 6-10, 235 - SERBIA AND MONTENEGRO

NOVEMBER 19, 1980

### REGULAR SEASON

G	Min.	FG	FGA	Pct.	3FG	3FGA	PCT	FT	FTA	Pct.	Off.	Def.	Tot.	Ast.	PF	Do.	StL.	TO	Blk.	Pts.	Avg.	Hi	
2006-07	55	986	134	316	424	40	118	339	53	73	726	53	127	180	66	125	2	25	69	18	361	6.6	27
2007-08	65	1483	198	437	453	95	234	406	52	65	800	56	159	215	123	147	1	46	73	12	543	8.4	21
2008-09	46	771	95	214	444	60	136	441	23	27	852	18	99	117	38	51	0	28	47	7	273	5.9	18
TOT	166	3240	427	967	442	195	488	400	128	165	776	127	385	512	227	323	3	99	189	37	1177	7.1	-

### PLAYOFFS

G	Min.	FG	FGA	Pct.	3FG	3FGA	PCT	FT	FTA	Pct.	Off.	Def.	Tot.	Ast.	PF	Do.	StL.	TO	Blk.	Pts.	Avg.	Hi
2007-08	21	481	67	151	444	29	78	372	5	6	833	23	57	80	31	-	13	21	1	168	8.0	-



# ALL-TIME ROSTER WITH STATISTICS

## KURT RAMBIS - 6-8, 215 - SANTA CLARA

FEBRUARY 25, 1958

### REGULAR SEASON

G	Min.	FG	FGA	Pct.	3FG	3FGA	PCT	FT	FTA	Pct.	Off.	Def.	Tot.	Ast.	PF	Do.	StL.	TO	Blk.	Pts.	Avg.	HI	
1981-82	64	1131	118	228	.518	0	1	.000	59	117	.504	116	232	348	56	167	2	60	77	76	295	4.6	16
1982-83	78	1806	235	413	.569	0	2	.000	114	166	.687	164	367	531	90	233	2	105	145	63	584	7.5	21
1983-84	47	743	63	113	.558	0	0	-	42	66	.636	82	184	266	34	108	0	30	56	14	168	3.6	10
1984-85	82	1617	181	327	.554	0	0	-	68	103	.660	164	364	528	69	211	0	82	97	47	430	5.2	18
1985-86	74	1573	160	269	.595	0	0	-	88	122	.721	156	361	517	69	198	0	66	97	33	408	5.5	17
1986-87	78	1514	163	313	.521	0	0	-	120	157	.764	159	294	453	63	201	1	74	104	41	446	5.7	16
1987-88	70	845	102	186	.548	0	0	-	73	93	.785	103	165	268	54	103	0	39	59	13	277	4.0	17
1993-94	50	635	59	114	.518	0	1	.000	46	71	.648	84	105	189	32	89	0	22	26	23	164	3.3	13
1994-95	26	195	18	35	.514	0	0	-	8	12	.667	10	24	34	16	35	0	3	8	9	44	1.7	9
TOT	569	10059	1099	1998	.550	0	4	.000	618	907	.681	1038	2096	3134	483	1345	5	481	669	319	2816	4.9	-

### PLAYOFFS

G	Min.	FG	FGA	Pct.	3FG	3FGA	PCT	FT	FTA	Pct.	Off.	Def.	Tot.	Ast.	PF	Do.	StL.	TO	Blk.	Pts.	Avg.	HI
1981-82	14	279	33	64	.516	0	0	-	16	26	.615	32	54	86	11	-	8	17	12	82	5.9	2
1982-83	15	377	45	79	.570	0	0	-	23	35	.657	27	63	90	19	-	13	23	16	113	7.5	-
1983-84	21	428	60	92	.652	0	0	-	21	33	.636	33	88	121	14	-	10	22	10	141	6.7	-
1984-85	19	375	48	81	.593	0	0	-	19	28	.679	42	87	129	17	-	18	19	9	115	6.1	-
1985-86	14	267	27	45	.600	0	0	-	13	18	.722	26	57	83	14	-	10	18	7	67	4.8	-
1986-87	17	215	24	41	.585	0	0	-	31	34	.912	16	51	67	9	-	8	13	3	79	4.6	-
1987-88	19	186	21	34	.618	0	0	-	9	13	.692	13	38	51	9	-	5	8	2	51	2.7	-
TOT	119	2127	258	436	.592	0	0	-	132	187	.706	189	438	627	93	-	72	120	59	648	5.4	-

## JULIUS RANDLE - 6-9, 250 - KENTUCKY

NOVEMBER 29, 1994

### REGULAR SEASON

G	Min.	FG	FGA	Pct.	3FG	3FGA	PCT	FT	FTA	Pct.	Off.	Def.	Tot.	Ast.	PF	Do.	StL.	TO	Blk.	Pts.	Avg.	HI	
2014-15	1	14	1	3	.333	0	0	---	0	2	.000	0	0	0	0	1	0	0	2	2	2.0	2	
2015-16	81	2286	358	835	.429	10	36	.278	193	270	.715	172	657	829	144	242	2	53	149	29	919	11.3	33
2016-17	74	2132	377	774	.487	17	63	.270	204	282	.723	151	486	637	264	248	2	49	173	37	975	13.2	32
2017-18	82	2190	504	904	.558	10	45	.222	305	425	.718	181	473	654	210	274	6	43	213	45	1323	16.1	36
TOT	238	6622	1240	2515	.493	37	144	.257	702	979	.717	503	1616	2119	618	765	10	145	536	111	3219	13.5	-

## THEO RATLIFF - 6-10, 235 - WYOMING

APRIL 17, 1973

### REGULAR SEASON

G	Min.	FG	FGA	Pct.	3FG	3FGA	PCT	FT	FTA	Pct.	Off.	Def.	Tot.	Ast.	PF	Do.	StL.	TO	Blk.	Pts.	Avg.	HI
2010-11	12	44	2	12	.167	0	0	-	2	2	1.000	2	16	18	3	10	0	3	4	6	0.5	2

### PLAYOFFS

G	Min.	FG	FGA	Pct.	3FG	3FGA	PCT	FT	FTA	Pct.	Off.	Def.	Tot.	Ast.	PF	Do.	StL.	TO	Blk.	Pts.	Avg.	HI
2010-11	1	1	0	0	-	0	0	-	0	0	-	0	1	1	0	-	0	0	0	0	0.0	-

## HUBERT REED - 6-9, 220 - OKLAHOMA CITY

OCTOBER 4, 1936

### REGULAR SEASON

G	Min.	FG	FGA	Pct.	3FG	3FGA	PCT	FT	FTA	Pct.	Off.	Def.	Tot.	Ast.	PF	Do.	StL.	TO	Blk.	Pts.	Avg.	HI
1963-64	46	386	33	91	.363	-	-	-	10	15	.667	-	-	107	23	73	0	-	-	76	1.7	-

### PLAYOFFS

G	Min.	FG	FGA	Pct.	3FG	3FGA	PCT	FT	FTA	Pct.	Off.	Def.	Tot.	Ast.	PF	Do.	StL.	TO	Blk.	Pts.	Avg.	HI
1963-64	1	12	2	4	.500	-	-	-	0	2	.000	-	-	2	0	-	0	-	-	4	4.0	-

## J.R. REID - 6-10, 250 - NORTH CAROLINA

MARCH 31, 1968

### REGULAR SEASON

G	Min.	FG	FGA	Pct.	3FG	3FGA	PCT	FT	FTA	Pct.	Off.	Def.	Tot.	Ast.	PF	Do.	StL.	TO	Blk.	Pts.	Avg.	HI	
1998-99	25	473	44	108	.407	0	1	.000	38	53	.717	24	75	99	23	72	1	15	23	0	126	5.0	15

### PLAYOFFS

G	Min.	FG	FGA	Pct.	3FG	3FGA	PCT	FT	FTA	Pct.	Off.	Def.	Tot.	Ast.	PF	Do.	StL.	TO	Blk.	Pts.	Avg.	HI
1998-99	8	178	10	28	.357	-	-	-	6	8	.750	9	33	42	3	-	4	2	5	26	3.3	-

## GLEN RICE - 6-8, 221 - MICHIGAN

MAY 28, 1967

### REGULAR SEASON

G	Min.	FG	FGA	Pct.	3FG	3FGA	PCT	FT	FTA	Pct.	Off.	Def.	Tot.	Ast.	PF	Do.	StL.	TO	Blk.	Pts.	Avg.	HI	
1998-99	27	985	171	396	.432	53	135	.393	77	90	.856	9	90	99	71	67	1	17	45	6	472	17.5	40
1999-00	80	2530	421	980	.430	84	229	.367	346	396	.874	56	271	327	176	179	0	67	114	12	1272	15.9	29
TOT	107	3515	592	1376	.430	137	364	.376	423	486	.870	65	361	426	247	246	1	84	159	18	1744	16.3	-

### PLAYOFFS

G	Min.	FG	FGA	Pct.	3FG	3FGA	PCT	FT	FTA	Pct.	Off.	Def.	Tot.	Ast.	PF	Do.	StL.	TO	Blk.	Pts.	Avg.	HI
1998-99	7	307	45	101	.446	10	28	.357	28	29	.966	4	23	27	11	-	5	9	1	128	18.3	-
1999-00	23	766	93	228	.408	28	67	.418	71	89	.798	10	82	92	48	-	15	36	4	285	12.4	-
TOT	30	1073	138	329	.419	38	95	.400	99	118	.839	14	105	119	59	-	20	45	5	413	13.8	-

## MITCH RICHMOND - 6-5, 220 - KANSAS STATE

JUNE 30, 1965

### REGULAR SEASON

G	Min.	FG	FGA	Pct.	3FG	3FGA	PCT	FT	FTA	Pct.	Off.	Def.	Tot.	Ast.	PF	Do.	StL.	TO	Blk.	Pts.	Avg.	HI	
2001-02	64	709	100	247	.405	18	62	.290	42	44	.955	14	80	94	57	61	0	18	40	6	260	4.1	13

### PLAYOFFS

G	Min.	FG	FGA	Pct.	3FG	3FGA	PCT	FT	FTA	Pct.	Off.	Def.	Tot.	Ast.	PF	Do.	StL.	TO	Blk.	Pts.	Avg.	HI
2001-02	2	4	1	1	1.000	0	0	-	1	2	.500	0	1	1	0	-	0	1	0	3	1.5	-

# ALL-TIME ROSTER WITH STATISTICS

## ISIAH RIDER - 6-5, 215 - UNLV

MARCH 12, 1971

### REGULAR SEASON

	G	Min.	FG	FGA	Pct.	3FG	3FGA	PCT	FT	FTA	Pct.	Off.	Def.	Tot.	Ast.	PF	Dq.	StL.	TO	Blk.	Pts.	Avg.	HI
2000-01	67	1206	201	472	.426	34	92	.370	71	83	.855	44	112	156	111	105	0	27	98	7	507	7.6	24

## PAT RILEY - 6-4, 205 - KENTUCKY

MARCH 20, 1945

### REGULAR SEASON

	G	Min.	FG	FGA	Pct.	3FG	3FGA	PCT	FT	FTA	Pct.	Off.	Def.	Tot.	Ast.	PF	Dq.	StL.	TO	Blk.	Pts.	Avg.	HI
1970-71	54	506	105	254	.413	-	-	-	56	87	.644	-	-	54	72	84	0	-	-	-	266	4.9	-
1971-72	67	926	197	441	.447	-	-	-	55	74	.743	-	-	127	75	110	0	-	-	-	449	6.7	-
1972-73	55	801	167	390	.428	-	-	-	65	82	.793	-	-	65	81	126	0	-	-	-	399	7.3	-
1973-74	72	1361	287	667	.430	-	-	-	110	144	.764	38	90	128	148	173	1	54	-	3	684	9.5	22
1974-75	46	1016	219	523	.419	-	-	-	69	93	.742	25	60	85	121	128	0	36	-	4	507	11.0	38
1975-76	2	23	5	13	.385	-	-	-	1	3	.333	1	2	3	0	5	0	1	-	1	11	5.5	9
TOT	369	4633	1558	3596	.433	-	-	-	648	826	.785	64	152	673	918	859	1	91	-	8	3764	10.2	-

### PLAYOFFS

	G	Min.	FG	FGA	Pct.	3FG	3FGA	PCT	FT	FTA	Pct.	Off.	Def.	Tot.	Ast.	PF	Dq.	StL.	TO	Blk.	Pts.	Avg.	HI
1970-71	7	135	29	69	.420	-	-	-	8	11	.727	-	-	15	14	-	-	-	-	-	66	9.4	-
1971-72	15	244	33	99	.333	-	-	-	12	16	.750	-	-	29	14	-	-	-	-	-	78	5.2	-
1972-73	7	53	9	27	.333	-	-	-	0	0	.000	-	-	5	7	-	-	-	-	-	18	2.6	-
1973-74	5	106	18	50	.360	-	-	-	3	4	.750	-	-	6	10	-	-	-	-	-	39	7.8	-
TOT	34	538	89	245	.363	-	-	-	23	31	.742	-	-	55	45	-	-	-	-	-	201	5.9	-

## DAVID RIVERS - 6-0, 175 - NOTRE DAME

JANUARY 20, 1965

### REGULAR SEASON

	G	Min.	FG	FGA	Pct.	3FG	3FGA	PCT	FT	FTA	Pct.	Off.	Def.	Tot.	Ast.	PF	Dq.	StL.	TO	Blk.	Pts.	Avg.	HI
1988-89	47	440	49	122	.402	1	6	.167	35	42	.833	13	30	43	106	50	0	23	61	9	134	2.9	10

### PLAYOFFS

	G	Min.	FG	FGA	Pct.	3FG	3FGA	PCT	FT	FTA	Pct.	Off.	Def.	Tot.	Ast.	PF	Dq.	StL.	TO	Blk.	Pts.	Avg.	HI
1988-89	6	33	4	12	.333	0	2	.000	7	8	.875	1	3	4	6	-	-	0	4	0	15	2.5	-

## RICK ROBERSON - 6-9, 235 - CINCINNATI

JULY 7, 1947

### REGULAR SEASON

	G	Min.	FG	FGA	Pct.	3FG	3FGA	PCT	FT	FTA	Pct.	Off.	Def.	Tot.	Ast.	PF	Dq.	StL.	TO	Blk.	Pts.	Avg.	HI
1969-70	74	2005	262	586	.447	-	-	-	120	212	.566	-	-	672	92	256	7	-	-	-	644	8.7	-
1970-71	65	909	125	301	.415	-	-	-	88	143	.615	-	-	304	47	125	1	-	-	-	338	5.2	-
TOT	139	2914	387	887	.436	-	-	-	208	355	.586	-	-	976	139	381	8	-	-	-	982	7.1	-

### PLAYOFFS

	G	Min.	FG	FGA	Pct.	3FG	3FGA	PCT	FT	FTA	Pct.	Off.	Def.	Tot.	Ast.	PF	Dq.	StL.	TO	Blk.	Pts.	Avg.	HI
1969-70	9	61	8	18	.444	-	-	-	6	10	.600	-	-	16	0	-	-	-	-	-	22	2.4	-
1970-71	9	93	10	29	.345	-	-	-	4	7	.571	-	-	26	4	-	-	-	-	-	24	2.7	-
TOT	18	154	18	47	.383	-	-	-	10	17	.588	-	-	42	4	-	-	-	-	-	46	2.6	-

## FRED ROBERTS - 6-10, 220 - BRIGHAM YOUNG

AUGUST 14, 1960

### REGULAR SEASON

	G	Min.	FG	FGA	Pct.	3FG	3FGA	PCT	FT	FTA	Pct.	Off.	Def.	Tot.	Ast.	PF	Dq.	StL.	TO	Blk.	Pts.	Avg.	HI
1995-96	33	317	48	97	.495	4	14	.286	22	28	.786	18	29	47	26	24	0	16	24	4	122	3.7	19

### PLAYOFFS

	G	Min.	FG	FGA	Pct.	3FG	3FGA	PCT	FT	FTA	Pct.	Off.	Def.	Tot.	Ast.	PF	Dq.	StL.	TO	Blk.	Pts.	Avg.	HI
1995-96	1	3	0	2	.000	0	0	-	0	0	-	2	1	3	0	-	-	0	1	0	0	0.0	-

## MARVIN ROBERTS - 6-8, 220 - UTAH STATE

JANUARY 29, 1950

### REGULAR SEASON

	G	Min.	FG	FGA	Pct.	3FG	3FGA	PCT	FT	FTA	Pct.	Off.	Def.	Tot.	Ast.	PF	Dq.	StL.	TO	Blk.	Pts.	Avg.	HI
1976-77	28	209	27	76	.355	-	-	-	4	6	.667	9	16	25	19	34	0	4	-	2	58	2.1	12

## CLIFF ROBINSON - 6-9, 220 - USC

MARCH 13, 1960

### REGULAR SEASON

	G	Min.	FG	FGA	Pct.	3FG	3FGA	PCT	FT	FTA	Pct.	Off.	Def.	Tot.	Ast.	PF	Dq.	StL.	TO	Blk.	Pts.	Avg.	HI
1991-92	9	78	11	27	.407	0	1	.000	7	8	.875	7	12	19	9	4	0	5	7	0	29	3.2	10

### PLAYOFFS

	G	Min.	FG	FGA	Pct.	3FG	3FGA	PCT	FT	FTA	Pct.	Off.	Def.	Tot.	Ast.	PF	Dq.	StL.	TO	Blk.	Pts.	Avg.	HI
1991-92	3	24	3	10	.300	0	0	-	5	8	.625	2	4	6	1	-	-	3	2	1	11	3.7	-

## FLYNN ROBINSON - 6-1, 190 - WYOMING

APRIL 28, 1941

### REGULAR SEASON

	G	Min.	FG	FGA	Pct.	3FG	3FGA	PCT	FT	FTA	Pct.	Off.	Def.	Tot.	Ast.	PF	Dq.	StL.	TO	Blk.	Pts.	Avg.	HI
1971-72	64	1007	262	535	.490	-	-	-	111	129	.860	-	-	115	138	139	2	-	-	-	635	9.9	-
1972-73	6	47	14	28	.500	-	-	-	6	8	.750	-	-	7	8	11	0	-	-	-	34	5.7	-
TOT	70	1054	276	563	.490	-	-	-	117	137	.854	-	-	122	146	150	2	-	-	-	669	9.6	-

### PLAYOFFS

	G	Min.	FG	FGA	Pct.	3FG	3FGA	PCT	FT	FTA	Pct.	Off.	Def.	Tot.	Ast.	PF	Dq.	StL.	TO	Blk.	Pts.	Avg.	HI
1971-72	7	72	19	41	.463	-	-	-	7	10	.700	-	-	13	5	-	-	-	-	-	45	6.4	-

## RUMEAL ROBINSON - 6-2, 195 - MICHIGAN

NOVEMBER 13, 1966

### REGULAR SEASON

	G	Min.	FG	FGA	Pct.	3FG	3FGA	PCT	FT	FTA	Pct.	Off.	Def.	Tot.	Ast.	PF	Dq.	StL.	TO	Blk.	Pts.	Avg.	HI
1996-97	15	126	17	48	.354	6	23	.261	5	8	.625	2	8	10	13	12	0	5	11	2	45	3.0	10



# ALL-TIME ROSTER WITH STATISTICS

## THOMAS ROBINSON - 6-10, 237 - KANSAS

MARCH 17, 1991

### REGULAR SEASON

G	Min.	FG	FGA	Pct.	3FG	3FGA	PCT	FT	FTA	Pct.	Off.	Def.	Tot.	Ast.	PF	Do.	StL.	TO	Blk.	Pts.	Avg.	Hi	
2016-17	48	560	105	196	.536	0	1	.000	31	66	.470	84	139	223	31	76	0	26	46	9	241	5.0	16

## JOHN ROCHE - 6-3, 170 - SOUTH CAROLINA

SEPTEMBER 26, 1949

### REGULAR SEASON

G	Min.	FG	FGA	Pct.	3FG	3FGA	PCT	FT	FTA	Pct.	Off.	Def.	Tot.	Ast.	PF	Do.	StL.	TO	Blk.	Pts.	Avg.	Hi
1975-76	15	52	3	14	.214	-	-	2	4	.500	0	3	3	6	7	0	0	-	0	8	0.5	4

## DAVID ROBISCH - 6-10, 235 - KANSAS

DECEMBER 22, 1949

### REGULAR SEASON

G	Min.	FG	FGA	Pct.	3FG	3FGA	PCT	FT	FTA	Pct.	Off.	Def.	Tot.	Ast.	PF	Do.	StL.	TO	Blk.	Pts.	Avg.	Hi
1977-78	55	679	104	249	.418	-	-	50	65	.769	53	126	179	40	71	0	19	37	14	258	4.7	16
1978-79	80	1219	150	336	.446	-	-	86	115	.748	82	203	285	97	108	0	20	53	25	386	4.8	15
TOT	135	1898	254	585	.434	-	-	136	180	.756	135	329	464	137	179	0	39	90	39	644	4.8	-

### PLAYOFFS

G	Min.	FG	FGA	Pct.	3FG	3FGA	PCT	FT	FTA	Pct.	Off.	Def.	Tot.	Ast.	PF	Do.	StL.	TO	Blk.	Pts.	Avg.	Hi
1977-78	3	47	13	24	.542	-	-	4	5	.800	-	-	12	1	-	-	-	-	-	30	10.0	-
1978-79	5	32	3	5	.600	-	-	2	2	1.000	-	-	10	2	-	-	-	-	-	8	1.6	-
TOT	8	79	16	29	.552	-	-	6	7	.857	-	-	22	3	-	-	-	-	-	38	4.8	-

## DENNIS RODMAN - 6-7, 220 - SE OKLAHOMA STATE

MAY 31, 1961

### REGULAR SEASON

G	Min.	FG	FGA	Pct.	3FG	3FGA	PCT	FT	FTA	Pct.	Off.	Def.	Tot.	Ast.	PF	Do.	StL.	TO	Blk.	Pts.	Avg.	Hi	
1998-99	23	657	16	46	.348	0	2	.000	17	39	.436	62	196	258	30	71	0	10	31	12	49	2.1	7

## SEAN ROOKS - 6-10, 260 - ARIZONA

SEPTEMBER 9, 1969

### REGULAR SEASON

G	Min.	FG	FGA	Pct.	3FG	3FGA	PCT	FT	FTA	Pct.	Off.	Def.	Tot.	Ast.	PF	Do.	StL.	TO	Blk.	Pts.	Avg.	Hi	
1996-97	69	735	87	185	.470	0	1	.000	91	130	.700	56	107	163	42	123	1	17	51	38	265	3.8	20
1997-98	41	425	46	101	.455	0	0	-	47	79	.595	46	72	118	24	68	0	2	19	23	139	3.4	15
1998-99	36	315	32	79	.405	0	2	.000	34	48	.708	33	39	72	9	61	0	2	21	9	98	2.7	11
TOT	146	1475	165	365	.452	0	3	.000	172	257	.669	135	218	353	75	252	1	21	91	70	502	3.4	-

### PLAYOFFS

G	Min.	FG	FGA	Pct.	3FG	3FGA	PCT	FT	FTA	Pct.	Off.	Def.	Tot.	Ast.	PF	Do.	StL.	TO	Blk.	Pts.	Avg.	Hi
1996-97	8	54	4	9	.444	0	0	-	6	8	.750	5	7	12	1	-	3	3	3	14	1.8	-
1997-98	4	11	2	6	.333	0	0	-	0	0	-	1	0	1	0	-	0	0	3	4	1.0	-
1998-99	7	48	2	6	.333	0	0	-	5	6	.833	1	1	2	3	-	0	1	1	9	1.3	-
TOT	19	113	8	21	.381	0	0	-	11	14	.786	7	8	15	4	-	3	4	7	27	1.4	-

## KAREEM RUSH - 6-6, 215 - MISSOURI

OCTOBER 30, 1980

### REGULAR SEASON

G	Min.	FG	FGA	Pct.	3FG	3FGA	PCT	FT	FTA	Pct.	Off.	Def.	Tot.	Ast.	PF	Do.	StL.	TO	Blk.	Pts.	Avg.	Hi	
2002-03	76	872	96	244	.393	19	68	.279	16	23	.696	26	68	94	68	71	0	10	63	11	227	3.0	11
2003-04	72	1244	190	432	.440	48	138	.348	31	52	.596	20	77	97	59	109	0	33	48	20	459	6.4	30
2004-05	14	91	4	20	.200	2	10	.200	2	2	1.000	3	7	10	3	7	0	2	1	3	12	0.9	4
TOT	162	2207	290	696	.417	69	216	.319	49	77	.636	49	152	201	130	187	0	45	114	32	698	4.3	-

### PLAYOFFS

G	Min.	FG	FGA	Pct.	3FG	3FGA	PCT	FT	FTA	Pct.	Off.	Def.	Tot.	Ast.	PF	Do.	StL.	TO	Blk.	Pts.	Avg.	Hi
2002-03	9	64	11	29	.379	4	11	.364	4	4	1.000	2	1	3	2	-	1	3	0	30	3.3	-
2003-04	22	315	30	78	.385	20	50	.400	2	3	.667	0	16	16	17	-	10	14	3	82	3.7	-
TOT	31	379	41	107	.383	24	61	.393	6	7	.857	2	17	19	19	-	11	17	3	112	3.6	-

## BRYAN RUSSELL - 6-7, 225 - LONG BEACH STATE

DECEMBER 31, 1970

### REGULAR SEASON

G	Min.	FG	FGA	Pct.	3FG	3FGA	PCT	FT	FTA	Pct.	Off.	Def.	Tot.	Ast.	PF	Do.	StL.	TO	Blk.	Pts.	Avg.	Hi	
2003-04	72	945	98	244	.402	43	112	.384	50	65	.769	32	114	146	71	110	0	32	37	12	289	4.0	17

### PLAYOFFS

G	Min.	FG	FGA	Pct.	3FG	3FGA	PCT	FT	FTA	Pct.	Off.	Def.	Tot.	Ast.	PF	Do.	StL.	TO	Blk.	Pts.	Avg.	Hi
2003-04	6	16	0	3	.000	0	2	.000	0	0	-	1	0	1	2	-	1	0	0	0	0.0	-

## CAZZIE RUSSELL - 6-5, 220 - MICHIGAN

JUNE 7, 1944

### REGULAR SEASON

G	Min.	FG	FGA	Pct.	3FG	3FGA	PCT	FT	FTA	Pct.	Off.	Def.	Tot.	Ast.	PF	Do.	StL.	TO	Blk.	Pts.	Avg.	Hi	
1974-75	40	1055	264	580	.455	-	-	-	101	113	.894	34	81	115	109	56	0	27	-	2	629	15.7	30
1975-76	74	1625	371	802	.463	-	-	-	132	148	.892	50	133	183	122	122	0	53	-	3	874	11.8	33
1976-77	82	2583	578	1179	.490	-	-	-	188	219	.858	86	208	294	210	163	1	86	-	7	1344	16.4	35
TOT	196	5263	1213	2561	.474	-	-	-	421	480	.877	170	422	592	441	341	1	166	-	12	2847	14.5	-

### PLAYOFFS

G	Min.	FG	FGA	Pct.	3FG	3FGA	PCT	FT	FTA	Pct.	Off.	Def.	Tot.	Ast.	PF	Do.	StL.	TO	Blk.	Pts.	Avg.	Hi
1976-77	11	382	65	157	.414	-	-	-	44	50	.880	-	-	48	25	-	-	-	-	174	15.8	-

## D'ANGELO RUSSELL - 6-5, 195 - OHIO STATE

FEBRUARY 23, 1996

### REGULAR SEASON

G	Min.	FG	FGA	Pct.	3FG	3FGA	PCT	FT	FTA	Pct.	Off.	Def.	Tot.	Ast.	PF	Do.	StL.	TO	Blk.	Pts.	Avg.	Hi	
2015-16	80	2259	392	956	.410	130	370	.351	140	190	.737	47	227	274	266	142	0	93	196	13	1054	13.2	39
2016-17	63	1811	351	867	.405	135	384	.352	147	188	.782	31	190	221	303	130	1	87	176	16	954	15.6	40
TOT	143	4070	743	1823	.408	265	754	.351	287	378	.759	78	417	495	569	272	1	180	372	29	2038	14.3	-

# ALL-TIME ROSTER WITH STATISTICS

## ROBERT SACRE - 7-0, 270 - GONZAGA

JUNE 6, 1989

### REGULAR SEASON

	G	Min.	FG	FGA	Pct.	3FG	3FGA	PCT	FT	FTA	Pct.	Off.	Def.	Tot.	Ast.	PF	Q.	StL.	TO	Blk.	Pts.	Avg.	Hi
2012-13	32	203	18	48	.375	0	0	-	7	11	.636	9	25	34	6	38	1	0	10	10	43	1.3	10
2013-14	65	1089	143	300	.477	0	0	-	64	94	.681	82	172	254	51	134	2	24	44	47	350	5.4	15
2014-15	67	1133	126	306	.412	0	1	.000	55	82	.671	89	144	233	55	121	1	28	36	43	307	4.6	13
2015-16	25	320	31	75	.413	0	0	-	25	38	.658	32	40	72	14	43	1	4	12	10	87	3.5	11
TOT	189	2745	318	729	.436	0	1	.000	151	225	.671	212	381	593	126	336	5	56	102	110	787	4.2	-

### PLAYOFFS

	G	Min.	FG	FGA	Pct.	3FG	3FGA	PCT	FT	FTA	Pct.	Off.	Def.	Tot.	Ast.	PF	Q.	StL.	TO	Blk.	Pts.	Avg.	Hi
2012-13	2	4	0	1	.000	0	0	-	0	0	-	0	2	2	0	0	0	1	0	0	0	0.0	-

## JOHN SALLEY - 6-11, 250 - GEORGIA TECH

MAY 16, 1964

### REGULAR SEASON

	G	Min.	FG	FGA	Pct.	3FG	3FGA	PCT	FT	FTA	Pct.	Off.	Def.	Tot.	Ast.	PF	Q.	StL.	TO	Blk.	Pts.	Avg.	Hi
1999-00	45	303	25	69	.362	0	0	-	21	28	.750	20	45	65	26	67	1	8	18	14	71	1.6	8

### PLAYOFFS

	G	Min.	FG	FGA	Pct.	3FG	3FGA	PCT	FT	FTA	Pct.	Off.	Def.	Tot.	Ast.	PF	Q.	StL.	TO	Blk.	Pts.	Avg.	Hi
1999-00	18	78	5	13	.385	0	0	-	7	10	.700	9	13	22	4	-	-	1	4	6	17	0.9	-

## SOUMAILA SAMAKE - 7-0, 245 - MALI

MARCH 18, 1978

### REGULAR SEASON

	G	Min.	FG	FGA	Pct.	3FG	3FGA	PCT	FT	FTA	Pct.	Off.	Def.	Tot.	Ast.	PF	Q.	StL.	TO	Blk.	Pts.	Avg.	Hi
2002-03	13	77	10	24	.417	0	0	-	2	2	1.000	10	13	23	4	13	0	0	2	5	22	1.7	10

## JAMAL SAMPSON - 6-11, 235 - CALIFORNIA

MAY 15, 1983

### REGULAR SEASON

	G	Min.	FG	FGA	Pct.	3FG	3FGA	PCT	FT	FTA	Pct.	Off.	Def.	Tot.	Ast.	PF	Q.	StL.	TO	Blk.	Pts.	Avg.	Hi
2003-04	10	130	11	23	.478	0	0	-	7	12	.583	23	29	52	7	16	0	2	6	4	29	2.9	9

## FRANK "PEP" SAUL - 6-2, 185 - SETON HALL

FEBRUARY 16, 1924

### REGULAR SEASON

	G	Min.	FG	FGA	Pct.	3FG	3FGA	PCT	FT	FTA	Pct.	Off.	Def.	Tot.	Ast.	PF	Q.	StL.	TO	Blk.	Pts.	Avg.	Hi
1951-52	25	759	72	185	.389	-	-	-	71	93	.763	-	-	-	68	66	-	-	-	-	215	8.6	-
1952-53	70	1796	187	471	.397	-	-	-	142	200	.710	-	-	-	141	110	174	3	-	-	516	7.4	-
1953-54	71	1805	162	467	.347	-	-	-	128	170	.753	-	-	-	159	139	149	3	-	-	452	6.4	-
TOT	166	4360	421	1123	.375	-	-	-	341	463	.737	-	-	-	300	317	389	6	-	-	1183	7.1	-

### PLAYOFFS

	G	Min.	FG	FGA	Pct.	3FG	3FGA	PCT	FT	FTA	Pct.	Off.	Def.	Tot.	Ast.	PF	Q.	StL.	TO	Blk.	Pts.	Avg.	Hi
1951-52	13	530	56	121	.463	-	-	-	35	48	.729	-	-	-	36	45	-	-	-	-	147	11.3	-
1952-53	12	297	31	74	.419	-	-	-	24	33	.727	-	-	-	28	18	-	-	-	-	86	7.2	-
1953-54	13	227	18	51	.353	-	-	-	25	34	.735	-	-	-	27	14	-	-	-	-	61	4.7	-
TOT	38	1054	105	246	.427	-	-	-	84	115	.730	-	-	-	91	77	-	-	-	-	294	7.7	-

## HERM SCHAEFER - 6-0, 175 - INDIANA

DECEMBER 20, 1919

### REGULAR SEASON

	G	Min.	FG	FGA	Pct.	3FG	3FGA	PCT	FT	FTA	Pct.	Off.	Def.	Tot.	Ast.	PF	Q.	StL.	TO	Blk.	Pts.	Avg.	Hi
1948-49	58	-	214	572	.374	-	-	-	174	213	.817	-	-	-	185	121	-	-	-	-	602	10.4	-
1949-50	65	-	122	314	.389	-	-	-	86	101	.851	-	-	-	203	104	-	-	-	-	330	5.1	-
TOT	123	-	336	886	.379	-	-	-	260	314	.828	-	-	-	388	225	-	-	-	-	932	7.6	-

### PLAYOFFS

	G	Min.	FG	FGA	Pct.	3FG	3FGA	PCT	FT	FTA	Pct.	Off.	Def.	Tot.	Ast.	PF	Q.	StL.	TO	Blk.	Pts.	Avg.	Hi
1948-49	10	-	48	104	.462	-	-	-	28	32	.875	-	-	-	31	-	-	-	-	-	124	12.4	-
1949-50	12	-	16	42	.381	-	-	-	19	22	.864	-	-	-	16	-	-	-	-	-	51	4.3	-
TOT	22	-	64	146	.438	-	-	-	47	54	.870	-	-	-	47	-	-	-	-	-	175	8.0	-

## DAN SCHAYES - 6-11, 260 - SYRACUSE

MAY 10, 1959

### REGULAR SEASON

	G	Min.	FG	FGA	Pct.	3FG	3FGA	PCT	FT	FTA	Pct.	Off.	Def.	Tot.	Ast.	PF	Q.	StL.	TO	Blk.	Pts.	Avg.	Hi
1993-94	13	133	14	38	.368	0	0	-	8	10	.800	15	19	34	8	18	0	5	9	2	36	2.8	11

## DICK SCHNITTKER - 6-5, 205 - OHIO STATE

MAY 27, 1928

### REGULAR SEASON

	G	Min.	FG	FGA	Pct.	3FG	3FGA	PCT	FT	FTA	Pct.	Off.	Def.	Tot.	Ast.	PF	Q.	StL.	TO	Blk.	Pts.	Avg.	Hi
1953-54	71	1040	122	307	.397	-	-	-	86	132	.652	-	-	-	178	59	178	3	-	-	330	4.6	-
1954-55	72	1798	226	583	.388	-	-	-	298	362	.823	-	-	-	349	114	231	7	-	-	750	10.4	-
1955-56	72	1930	254	647	.393	-	-	-	304	355	.856	-	-	-	296	142	253	4	-	-	812	11.3	-
1956-57	70	997	113	351	.322	-	-	-	160	193	.829	-	-	-	185	52	144	3	-	-	386	5.5	-
1957-58	50	979	128	357	.359	-	-	-	201	237	.848	-	-	-	211	71	126	5	-	-	457	9.1	-
TOT	335	6744	843	2245	.376	-	-	-	1049	1279	.820	-	-	-	1219	438	932	22	-	-	2735	8.2	-

### PLAYOFFS

	G	Min.	FG	FGA	Pct.	3FG	3FGA	PCT	FT	FTA	Pct.	Off.	Def.	Tot.	Ast.	PF	Q.	StL.	TO	Blk.	Pts.	Avg.	Hi
1952-53	7	29	1	8	.125	-	-	-	7	11	.636	-	-	-	4	0	-	-	-	-	9	1.3	-
1953-54	13	163	11	32	.344	-	-	-	12	20	.600	-	-	-	21	5	-	-	-	-	34	2.6	-
1954-55	7	140	14	51	.275	-	-	-	25	36	.694	-	-	-	31	7	-	-	-	-	53	7.6	-
1955-56	3	87	13	23	.565	-	-	-	17	20	.850	-	-	-	15	5	-	-	-	-	43	14.3	-
1956-57	5	83	6	21	.286	-	-	-	15	17	.882	-	-	-	12	8	-	-	-	-	27	5.4	-
TOT	35	502	45	135	.333	-	-	-	76	104	.731	-	-	-	83	25	-	-	-	-	166	4.7	-



# ALL-TIME ROSTER WITH STATISTICS

## HOWIE SCHULTZ - 6-6, 220 - HAMLINE

JULY 3, 1922

### REGULAR SEASON

G	Min.	FG	FGA	Pct.	3FG	3FGA	PCT	FT	FTA	Pct.	Off.	Def.	Tot.	Ast.	PF	Do.	StL.	TO	Blk.	Pts.	Avg.	HI
1951-52	66	1301	89	315	.283	-	-	90	119	.756	-	-	246	102	197	13	-	-	-	268	4.1	-
1952-53	40	474	24	90	.267	-	-	43	62	.694	-	-	80	29	73	1	-	-	-	91	2.3	-
<b>TOT</b>	<b>106</b>	<b>1775</b>	<b>113</b>	<b>405</b>	<b>.279</b>	<b>-</b>	<b>-</b>	<b>133</b>	<b>181</b>	<b>.735</b>	<b>-</b>	<b>-</b>	<b>326</b>	<b>131</b>	<b>270</b>	<b>14</b>	<b>-</b>	<b>-</b>	<b>359</b>	<b>3.4</b>	<b>-</b>	<b>-</b>

### PLAYOFFS

G	Min.	FG	FGA	Pct.	3FG	3FGA	PCT	FT	FTA	Pct.	Off.	Def.	Tot.	Ast.	PF	Do.	StL.	TO	Blk.	Pts.	Avg.	HI
1951-52	12	99	6	18	.333	-	-	6	10	.600	-	-	19	5	-	-	-	-	-	18	1.5	-

## BYRON SCOTT - 6-4, 200 - ARIZONA STATE

MARCH 28, 1961

### REGULAR SEASON

G	Min.	FG	FGA	Pct.	3FG	3FGA	PCT	FT	FTA	Pct.	Off.	Def.	Tot.	Ast.	PF	Do.	StL.	TO	Blk.	Pts.	Avg.	HI	
1983-84	74	1637	334	690	.484	8	34	235	112	139	806	50	114	164	177	174	0	81	116	19	788	10.6	32
1984-85	81	2305	541	1003	.539	26	60	433	187	228	820	57	153	210	244	197	1	100	138	17	1295	16.0	30
1985-86	76	2190	507	989	.513	22	61	361	138	176	784	55	134	189	164	167	0	85	110	15	1174	15.4	31
1986-87	82	2729	554	1134	.489	65	149	436	224	251	892	63	223	286	281	163	0	125	144	18	1397	17.0	33
1987-88	81	3048	710	1348	.527	62	179	346	272	317	858	76	257	333	335	204	2	155	161	27	1574	21.7	38
1988-89	74	2605	588	1198	.491	77	193	399	195	226	863	72	230	302	231	181	1	114	157	27	1448	19.6	35
1989-90	77	2953	472	1005	.470	93	220	423	160	209	766	51	191	242	274	180	2	77	122	31	1197	15.5	33
1990-91	82	2630	501	1051	.477	71	219	324	118	148	797	54	192	246	177	146	0	95	85	21	1191	14.5	32
1991-92	82	2679	460	1005	.458	54	157	344	244	291	838	74	236	310	226	140	0	105	119	28	1218	14.9	31
1992-93	93	3266	796	1659	.449	44	135	326	156	184	848	27	107	134	157	98	0	55	70	13	1392	14.9	29
1996-97	79	1447	293	379	.430	73	188	388	127	151	841	21	97	118	99	72	0	46	53	16	526	6.7	19
<b>TOT</b>	<b>846</b>	<b>25533</b>	<b>5126</b>	<b>10461</b>	<b>.490</b>	<b>595</b>	<b>1595</b>	<b>373</b>	<b>1933</b>	<b>2320</b>	<b>833</b>	<b>600</b>	<b>1934</b>	<b>2534</b>	<b>2365</b>	<b>1722</b>	<b>6</b>	<b>1038</b>	<b>1275</b>	<b>232</b>	<b>12780</b>	<b>15.1</b>	<b>-</b>

### PLAYOFFS

G	Min.	FG	FGA	Pct.	3FG	3FGA	PCT	FT	FTA	Pct.	Off.	Def.	Tot.	Ast.	PF	Do.	StL.	TO	Blk.	Pts.	Avg.	HI	
1983-84	20	404	74	161	.460	2	10	200	21	35	600	11	26	37	34	-	-	18	26	2	171	8.6	-
1984-85	19	585	138	267	.517	10	21	476	35	44	795	16	36	52	50	-	-	41	24	4	321	16.9	-
1985-86	14	470	90	181	.497	6	17	353	38	42	905	15	40	55	42	-	-	19	30	2	224	16.0	-
1986-87	18	608	103	210	.490	7	34	206	53	67	791	20	42	62	57	-	-	19	25	4	266	14.8	-
1987-88	24	897	178	357	.499	24	55	436	90	104	865	26	74	100	60	-	-	34	47	5	470	19.6	-
1988-89	11	402	79	160	.494	15	39	385	46	55	836	10	35	45	25	-	-	18	20	2	219	19.9	-
1989-90	9	325	49	106	.462	13	34	382	10	13	769	7	30	37	23	-	-	20	13	3	127	13.4	-
1990-91	18	678	95	186	.511	20	38	526	27	34	794	13	44	57	29	-	-	23	17	4	237	13.2	-
1991-92	4	148	22	44	.500	7	12	583	24	27	889	3	7	10	14	-	-	6	5	1	75	18.8	-
1992-93	5	177	21	42	.500	8	15	533	18	23	783	0	11	11	9	-	-	5	4	0	68	13.6	-
1996-97	8	134	15	33	.455	4	11	364	17	19	895	0	12	12	11	-	-	1	8	0	51	6.4	-
<b>TOT</b>	<b>150</b>	<b>4828</b>	<b>864</b>	<b>1747</b>	<b>.495</b>	<b>116</b>	<b>286</b>	<b>406</b>	<b>379</b>	<b>463</b>	<b>819</b>	<b>121</b>	<b>357</b>	<b>478</b>	<b>354</b>	<b>-</b>	<b>-</b>	<b>204</b>	<b>219</b>	<b>27</b>	<b>2223</b>	<b>14.8</b>	<b>-</b>

## CHARLES SCOTT - 6-5, 175 - NORTH CAROLINA

DECEMBER 15, 1948

### REGULAR SEASON

G	Min.	FG	FGA	Pct.	3FG	3FGA	PCT	FT	FTA	Pct.	Off.	Def.	Tot.	Ast.	PF	Do.	StL.	TO	Blk.	Pts.	Avg.	HI
1977-78	48	1393	225	509	.442	-	-	110	142	.775	38	110	148	235	155	4	59	133	11	560	11.7	24

### PLAYOFFS

G	Min.	FG	FGA	Pct.	3FG	3FGA	PCT	FT	FTA	Pct.	Off.	Def.	Tot.	Ast.	PF	Do.	StL.	TO	Blk.	Pts.	Avg.	HI
1977-78	3	103	12	40	.300	-	-	6	8	.750	-	-	13	14	-	-	4	-	-	30	10.0	-

## SHEA SEALS - 6-5, 210 - TULSA

AUGUST 26, 1975

### REGULAR SEASON

G	Min.	FG	FGA	Pct.	3FG	3FGA	PCT	FT	FTA	Pct.	Off.	Def.	Tot.	Ast.	PF	Do.	StL.	TO	Blk.	Pts.	Avg.	HI
1997-98	4	9	1	8	.125	0	0	000	2	4	500	3	1	4	0	0	1	0	0	4	1.0	2

## FRANK SELVY - 6-2, 180 - FURMAN

NOVEMBER 9, 1932

### REGULAR SEASON

G	Min.	FG	FGA	Pct.	3FG	3FGA	PCT	FT	FTA	Pct.	Off.	Def.	Tot.	Ast.	PF	Do.	StL.	TO	Blk.	Pts.	Avg.	HI
1957-58	12	231	28	84	.333	-	-	20	29	.690	-	-	35	19	21	0	-	-	-	76	6.3	-
1959-60	43	1091	169	427	.396	-	-	122	160	.763	-	-	127	81	76	-	-	-	-	460	10.7	-
1960-61	77	2153	311	767	.405	-	-	210	279	.753	-	-	299	246	219	3	-	-	-	832	10.8	-
1961-62	79	2806	433	1032	.420	-	-	298	404	.738	-	-	412	381	232	0	-	-	-	1164	14.7	-
1962-63	80	2369	317	747	.424	-	-	192	269	.714	-	-	289	281	149	0	-	-	-	826	10.3	-
1963-64	73	1286	160	423	.378	-	-	78	122	.639	-	-	139	149	115	1	-	-	-	398	5.5	-
<b>TOT</b>	<b>364</b>	<b>9936</b>	<b>1418</b>	<b>3480</b>	<b>.407</b>	<b>-</b>	<b>-</b>	<b>920</b>	<b>1263</b>	<b>.728</b>	<b>-</b>	<b>-</b>	<b>1301</b>	<b>1157</b>	<b>812</b>	<b>4</b>	<b>-</b>	<b>-</b>	<b>-</b>	<b>3756</b>	<b>10.3</b>	<b>-</b>

### PLAYOFFS

G	Min.	FG	FGA	Pct.	3FG	3FGA	PCT	FT	FTA	Pct.	Off.	Def.	Tot.	Ast.	PF	Do.	StL.	TO	Blk.	Pts.	Avg.	HI
1959-60	9	330	55	153	.359	-	-	31	44	.705	-	-	55	29	-	-	-	-	-	141	15.7	-
1960-61	12	371	43	111	.387	-	-	37	48	.771	-	-	44	50	-	-	-	-	-	123	10.3	-
1961-62	13	478	66	152	.434	-	-	33	39	.846	-	-	73	65	-	-	-	-	-	165	12.7	-
1962-63	13	317	32	81	.395	-	-	39	48	.813	-	-	45	36	-	-	-	-	-	103	7.9	-
1963-64	3	69	13	27	.481	-	-	2	2	1.000	-	-	5	6	-	-	-	-	-	28	9.3	-
<b>TOT</b>	<b>50</b>	<b>1565</b>	<b>209</b>	<b>524</b>	<b>.399</b>	<b>-</b>	<b>-</b>	<b>142</b>	<b>181</b>	<b>.785</b>	<b>-</b>	<b>-</b>	<b>222</b>	<b>186</b>	<b>-</b>	<b>-</b>	<b>-</b>	<b>-</b>	<b>-</b>	<b>560</b>	<b>11.2</b>	<b>-</b>

# ALL-TIME ROSTER WITH STATISTICS

## CHARLIE SHARE - 6-11, 245 - BOWLING GREEN STATE

MARCH 14, 1927

### REGULAR SEASON

G	Min.	FG	FGA	Pct.	3FG	3FGA	PCT	FT	FTA	Pct.	Off.	Def.	Tot.	Ast.	PF	Dq.	StL.	TO	Blk.	Pts.	Avg.	Hi
1959-60*	41	651	59	151	.391	-	-	53	80	.663	-	-	221	62	142	9	-	-	-	171	4.2	-

### PLAYOFFS

G	Min.	FG	FGA	Pct.	3FG	3FGA	PCT	FT	FTA	Pct.	Off.	Def.	Tot.	Ast.	PF	Dq.	StL.	TO	Blk.	Pts.	Avg.	Hi
1959-60	9	123	6	14	.429	-	-	10	11	.909	-	-	34	5	-	-	-	-	-	22	2.4	-

## BRIAN SHAW - 6-6, 200 - UC SANTA BARBARA

MARCH 22, 1966

### REGULAR SEASON

G	Min.	FG	FGA	Pct.	3FG	3FGA	PCT	FT	FTA	Pct.	Off.	Def.	Tot.	Ast.	PF	Dq.	StL.	TO	Blk.	Pts.	Avg.	Hi	
1999-00	74	1249	123	322	.382	18	58	310	41	54	759	45	171	216	201	105	0	35	75	14	305	4.1	14
2000-01	80	1833	164	411	.399	42	135	311	51	64	797	48	256	304	258	159	1	49	97	27	421	5.3	22
2001-02	58	631	61	173	.353	29	88	330	18	26	692	19	93	112	89	43	0	25	32	3	169	2.9	16
2002-03	72	900	101	261	.387	38	109	349	10	15	667	20	99	119	103	62	0	32	54	13	250	3.5	20
TOT	284	4613	449	1167	.385	127	390	326	120	159	755	132	619	751	651	369	1	141	258	57	1145	4.0	-

### PLAYOFFS

G	Min.	FG	FGA	Pct.	3FG	3FGA	PCT	FT	FTA	Pct.	Off.	Def.	Tot.	Ast.	PF	Dq.	StL.	TO	Blk.	Pts.	Avg.	Hi	
1999-00	22	408	45	107	.421	16	48	333	13	16	813	7	44	51	67	-	-	11	17	4	119	5.4	-
2000-01	16	290	27	72	.375	10	29	345	6	9	667	10	45	55	43	-	-	10	16	1	70	4.4	-
2001-02	19	238	21	63	.333	9	32	281	4	4	1,000	9	26	35	30	-	-	5	8	6	55	2.9	-
2002-03	12	215	15	49	.306	6	26	231	2	3	667	1	37	38	24	-	-	4	9	5	38	3.2	-
TOT	69	1151	108	291	.371	41	135	304	25	32	781	27	152	179	164	-	-	30	50	16	282	4.1	-

## BOB SIMS - 6-5, 220 - PEPPERDINE

OCTOBER 9, 1938

### REGULAR SEASON

G	Min.	FG	FGA	Pct.	3FG	3FGA	PCT	FT	FTA	Pct.	Off.	Def.	Tot.	Ast.	PF	Dq.	StL.	TO	Blk.	Pts.	Avg.	Hi
1961-62	19	171	22	59	.373	-	-	19	39	.487	-	-	27	12	40	-	-	-	-	63	3.3	-

## MYER "WHITEY" SKOOG - 5-11, 180 - MINNESOTA

NOVEMBER 2, 1926

### REGULAR SEASON

G	Min.	FG	FGA	Pct.	3FG	3FGA	PCT	FT	FTA	Pct.	Off.	Def.	Tot.	Ast.	PF	Dq.	StL.	TO	Blk.	Pts.	Avg.	Hi
1951-52	35	988	102	296	.345	-	-	30	38	.789	-	-	122	60	94	4	-	-	-	234	6.7	-
1952-53	68	996	102	264	.386	-	-	46	61	.754	-	-	121	82	137	2	-	-	-	250	3.7	-
1953-54	71	1877	212	530	.400	-	-	72	97	.742	-	-	224	179	234	5	-	-	-	496	7.0	-
1954-55	72	2365	330	836	.395	-	-	125	155	.806	-	-	303	251	265	10	-	-	-	785	10.9	-
1955-56	72	2311	340	854	.398	-	-	155	193	.803	-	-	291	255	232	5	-	-	-	835	11.6	-
1956-57	23	656	78	220	.355	-	-	44	47	.936	-	-	72	76	65	1	-	-	-	200	8.7	-
TOT	341	9193	1164	3000	.388	-	-	472	591	.799	-	-	1133	903	1027	27	-	-	-	2800	8.2	-

### PLAYOFFS

G	Min.	FG	FGA	Pct.	3FG	3FGA	PCT	FT	FTA	Pct.	Off.	Def.	Tot.	Ast.	PF	Dq.	StL.	TO	Blk.	Pts.	Avg.	Hi
1952-53	11	198	24	56	.429	-	-	16	20	.800	-	-	23	13	-	-	-	-	-	64	5.8	-
1953-54	13	402	42	107	.393	-	-	12	21	.571	-	-	47	23	-	-	-	-	-	96	7.4	-
1954-55	7	241	36	92	.391	-	-	19	21	.905	-	-	37	16	-	-	-	-	-	91	13.0	-
1955-56	3	90	13	31	.419	-	-	3	11	.273	-	-	18	18	-	-	-	-	-	29	9.7	-
TOT	34	931	115	286	.402	-	-	50	73	.685	-	-	125	70	-	-	-	-	-	280	8.2	-

## DONALD SMITH - 6-2, 190 - MINNESOTA

JULY 27, 1920

### REGULAR SEASON

G	Min.	FG	FGA	Pct.	3FG	3FGA	PCT	FT	FTA	Pct.	Off.	Def.	Tot.	Ast.	PF	Dq.	StL.	TO	Blk.	Pts.	Avg.	Hi
1948-49	8	-	2	13	.154	-	-	2	3	.667	-	-	-	2	6	-	-	-	-	6	0.8	-

## ELMORE SMITH - 7-1, 250 - KENTUCKY STATE

MAY 9, 1949

### REGULAR SEASON

G	Min.	FG	FGA	Pct.	3FG	3FGA	PCT	FT	FTA	Pct.	Off.	Def.	Tot.	Ast.	PF	Dq.	StL.	TO	Blk.	Pts.	Avg.	Hi	
1973-74	81	2922	434	949	.457	-	-	147	249	.590	204	702	906	150	309	8	71	-	-	393	1015	12.5	37
1974-75	74	2341	346	702	.493	-	-	112	231	.485	210	600	810	145	255	6	84	-	-	216	804	10.9	30
TOT	155	5263	780	1651	.472	-	-	259	480	.540	414	1302	1716	295	564	14	155	-	-	609	1819	11.7	-

### PLAYOFFS

G	Min.	FG	FGA	Pct.	3FG	3FGA	PCT	FT	FTA	Pct.	Off.	Def.	Tot.	Ast.	PF	Dq.	StL.	TO	Blk.	Pts.	Avg.	Hi
1973-74	5	171	42	88	.477	-	-	12	17	.706	-	-	53	6	-	-	-	-	-	96	19.2	-

## JOE SMITH - 6-10, 225 - MARYLAND

JULY 26, 1975

### REGULAR SEASON

G	Min.	FG	FGA	Pct.	3FG	3FGA	PCT	FT	FTA	Pct.	Off.	Def.	Tot.	Ast.	PF	Dq.	StL.	TO	Blk.	Pts.	Avg.	Hi
2010-11	12	44	2	12	.167	0	0	2	2	1.000	2	16	18	3	10	0	0	3	4	6	0.5	2

### PLAYOFFS

G	Min.	FG	FGA	Pct.	3FG	3FGA	PCT	FT	FTA	Pct.	Off.	Def.	Tot.	Ast.	PF	Dq.	StL.	TO	Blk.	Pts.	Avg.	Hi
2010-11	5	11	0	2	.000	0	0	0	0	-	1	0	1	0	-	-	0	0	0	0	0.0	-

## ROBERT SMITH - 6-4, 190 - WEST VIRGINIA

AUGUST 20, 1937

### REGULAR SEASON

G	Min.	FG	FGA	Pct.	3FG	3FGA	PCT	FT	FTA	Pct.	Off.	Def.	Tot.	Ast.	PF	Dq.	StL.	TO	Blk.	Pts.	Avg.	Hi
1959-60	10	130	13	54	.241	-	-	11	16	.688	-	-	33	14	0	0	-	-	-	37	3.7	-
1961-62	3	7	0	1	.000	-	-	0	0	-	-	-	0	0	1	0	-	-	-	0	0.0	-
TOT	13	137	13	55	.236	-	-	11	16	.688	-	-	33	14	1	0	-	-	-	37	2.8	-





# ALL-TIME ROSTER WITH STATISTICS

## TONY SMITH - 6-4, 205 - MARQUETTE

JUNE 14, 1968

### REGULAR SEASON

	G	Min.	FG	FGA	Pct.	3FG	3FGA	PCT	FT	FTA	Pct.	Off.	Def.	Tot.	Ast.	PF	Do.	StL.	TO	Blk.	Pts.	Avg.	HI
1990-91	64	695	97	220	.441	0	7	.000	40	57	.702	24	47	71	135	80	0	28	69	12	234	3.7	12
1991-92	63	820	113	283	.399	0	11	.000	49	75	.653	31	45	76	109	91	0	39	50	8	275	4.4	18
1992-93	55	752	133	275	.484	2	11	.182	62	82	.756	46	41	87	63	72	1	50	40	7	330	6.0	20
1993-94	73	1617	272	617	.441	16	50	.320	85	119	.714	106	89	195	148	128	1	49	76	14	645	8.8	25
1994-95	61	1024	132	309	.427	32	91	.352	44	63	.698	43	64	107	102	111	0	56	50	7	340	5.6	19
<b>TOT</b>	<b>316</b>	<b>4908</b>	<b>747</b>	<b>1704</b>	<b>.438</b>	<b>50</b>	<b>170</b>	<b>.294</b>	<b>280</b>	<b>396</b>	<b>.707</b>	<b>250</b>	<b>286</b>	<b>536</b>	<b>557</b>	<b>482</b>	<b>2</b>	<b>222</b>	<b>285</b>	<b>48</b>	<b>1824</b>	<b>5.8</b>	<b>-</b>

### PLAYOFFS

	G	Min.	FG	FGA	Pct.	3FG	3FGA	PCT	FT	FTA	Pct.	Off.	Def.	Tot.	Ast.	PF	Do.	StL.	TO	Blk.	Pts.	Avg.	HI
1990-91	7	40	6	13	.462	0	0	-	2	3	.667	3	0	3	2	-	-	1	6	0	14	2.0	-
1991-92	4	40	3	10	.300	0	2	.000	1	2	.500	1	1	2	5	-	-	4	3	0	7	1.8	-
1992-93	5	73	13	25	.520	2	4	.500	6	9	.667	5	3	8	2	-	-	1	3	1	34	6.8	-
1994-95	6	27	3	13	.231	3	10	.300	0	2	.000	1	2	3	3	-	-	0	4	0	9	1.5	-
<b>TOT</b>	<b>22</b>	<b>180</b>	<b>25</b>	<b>61</b>	<b>.410</b>	<b>5</b>	<b>16</b>	<b>.313</b>	<b>9</b>	<b>16</b>	<b>.563</b>	<b>10</b>	<b>6</b>	<b>16</b>	<b>12</b>	<b>-</b>	<b>-</b>	<b>6</b>	<b>16</b>	<b>1</b>	<b>64</b>	<b>2.9</b>	<b>-</b>

## MIKE SMREK - 7-0, 250 - CANISIUS

AUGUST 31, 1962

### REGULAR SEASON

	G	Min.	FG	FGA	Pct.	3FG	3FGA	PCT	FT	FTA	Pct.	Off.	Def.	Tot.	Ast.	PF	Do.	StL.	TO	Blk.	Pts.	Avg.	HI
1986-87	35	233	30	60	.500	0	0	-	16	25	.640	13	24	37	5	70	1	4	19	13	76	2.2	8
1987-88	48	424	44	103	.427	0	0	-	44	66	.667	27	58	85	8	105	3	7	39	45	138	2.8	12
<b>TOT</b>	<b>83</b>	<b>657</b>	<b>74</b>	<b>163</b>	<b>.454</b>	<b>0</b>	<b>0</b>	<b>-</b>	<b>60</b>	<b>91</b>	<b>.659</b>	<b>40</b>	<b>82</b>	<b>122</b>	<b>13</b>	<b>175</b>	<b>4</b>	<b>11</b>	<b>40</b>	<b>52</b>	<b>208</b>	<b>2.5</b>	<b>-</b>

### PLAYOFFS

	G	Min.	FG	FGA	Pct.	3FG	3FGA	PCT	FT	FTA	Pct.	Off.	Def.	Tot.	Ast.	PF	Do.	StL.	TO	Blk.	Pts.	Avg.	HI
1986-87	10	33	2	10	.200	0	0	-	4	6	.667	3	4	7	0	-	-	0	1	6	8	0.8	-
1987-88	8	34	1	5	.200	0	0	-	1	3	.333	1	5	6	0	-	-	1	2	3	3	0.4	-
<b>TOT</b>	<b>18</b>	<b>67</b>	<b>3</b>	<b>15</b>	<b>.200</b>	<b>0</b>	<b>0</b>	<b>-</b>	<b>5</b>	<b>9</b>	<b>.555</b>	<b>4</b>	<b>9</b>	<b>13</b>	<b>0</b>	<b>-</b>	<b>-</b>	<b>1</b>	<b>3</b>	<b>9</b>	<b>11</b>	<b>0.6</b>	<b>-</b>

## RON SOBIE - 6-3, 195 - DEPAUL

SEPTEMBER 21, 1934

### REGULAR SEASON

	G	Min.	FG	FGA	Pct.	3FG	3FGA	PCT	FT	FTA	Pct.	Off.	Def.	Tot.	Ast.	PF	Do.	StL.	TO	Blk.	Pts.	Avg.	HI
1959-60	1	13	1	4	.250	-	-	-	0	1	.000	-	-	2	2	4	0	-	-	-	2	2.0	-

## RORY SPARROW - 6-2, 175 - VILLANOVA

JUNE 12, 1958

### REGULAR SEASON

	G	Min.	FG	FGA	Pct.	3FG	3FGA	PCT	FT	FTA	Pct.	Off.	Def.	Tot.	Ast.	PF	Do.	StL.	TO	Blk.	Pts.	Avg.	HI
1991-92	42	471	57	143	.399	2	13	.154	8	13	.615	3	24	27	79	55	0	12	31	5	124	3.0	12

### PLAYOFFS

	G	Min.	FG	FGA	Pct.	3FG	3FGA	PCT	FT	FTA	Pct.	Off.	Def.	Tot.	Ast.	PF	Do.	StL.	TO	Blk.	Pts.	Avg.	HI
1991-92	3	16	1	4	.250	0	0	-	3	4	.750	1	0	1	4	-	-	1	0	0	5	1.7	-

## ART SPOELSTRA - 6-9, 220 - WESTERN KENTUCKY

SEPTEMBER 11, 1932

### REGULAR SEASON

	G	Min.	FG	FGA	Pct.	3FG	3FGA	PCT	FT	FTA	Pct.	Off.	Def.	Tot.	Ast.	PF	Do.	StL.	TO	Blk.	Pts.	Avg.	HI
1957-58	50	1098	141	353	.399	-	-	-	100	150	.667	-	-	281	51	183	-	-	-	-	382	7.6	-

## LARRY SPRIGGS - 6-7, 230 - HOWARD

SEPTEMBER 8, 1959

### REGULAR SEASON

	G	Min.	FG	FGA	Pct.	3FG	3FGA	PCT	FT	FTA	Pct.	Off.	Def.	Tot.	Ast.	PF	Do.	StL.	TO	Blk.	Pts.	Avg.	HI
1983-84	38	363	44	82	.537	0	2	.000	36	50	.720	16	45	61	30	55	0	12	34	4	124	3.3	18
1984-85	75	1292	194	354	.548	0	3	.000	112	146	.767	77	150	227	132	195	2	47	115	13	500	6.7	20
1985-86	43	471	88	192	.458	0	1	.000	38	49	.776	28	53	81	49	78	0	18	54	9	214	5.0	18
<b>TOT</b>	<b>156</b>	<b>2126</b>	<b>326</b>	<b>628</b>	<b>.519</b>	<b>0</b>	<b>6</b>	<b>.000</b>	<b>186</b>	<b>245</b>	<b>.759</b>	<b>121</b>	<b>248</b>	<b>369</b>	<b>211</b>	<b>328</b>	<b>2</b>	<b>77</b>	<b>203</b>	<b>26</b>	<b>838</b>	<b>5.4</b>	<b>-</b>

### PLAYOFFS

	G	Min.	FG	FGA	Pct.	3FG	3FGA	PCT	FT	FTA	Pct.	Off.	Def.	Tot.	Ast.	PF	Do.	StL.	TO	Blk.	Pts.	Avg.	HI
1983-84	9	45	7	19	.368	0	0	-	11	11	1.000	4	5	9	3	-	-	0	7	1	25	2.8	-
1984-85	16	230	40	77	.519	0	2	.000	18	29	.621	16	35	51	33	-	-	4	26	5	98	6.1	-
1985-86	3	13	5	6	.833	0	0	-	10	10	1.000	1	6	7	2	-	-	1	0	0	20	6.7	-
<b>TOT</b>	<b>28</b>	<b>288</b>	<b>52</b>	<b>102</b>	<b>.510</b>	<b>0</b>	<b>2</b>	<b>.000</b>	<b>39</b>	<b>50</b>	<b>.780</b>	<b>21</b>	<b>46</b>	<b>67</b>	<b>38</b>	<b>-</b>	<b>-</b>	<b>5</b>	<b>33</b>	<b>6</b>	<b>143</b>	<b>5.1</b>	<b>-</b>

## DEREK STRONG - 6-8, 225 - XAVIER

FEBRUARY 9, 1968

### REGULAR SEASON

	G	Min.	FG	FGA	Pct.	3FG	3FGA	PCT	FT	FTA	Pct.	Off.	Def.	Tot.	Ast.	PF	Do.	StL.	TO	Blk.	Pts.	Avg.	HI
1995-96	63	746	72	169	.426	1	9	.111	69	85	.812	60	118	178	32	80	1	18	20	12	214	3.4	16

## GENE STUMP - 6-2, 185 - DEPAUL

NOVEMBER 13, 1923

### REGULAR SEASON

	G	Min.	FG	FGA	Pct.	3FG	3FGA	PCT	FT	FTA	Pct.	Off.	Def.	Tot.	Ast.	PF	Do.	StL.	TO	Blk.	Pts.	Avg.	HI
1949-50	23	-	27	95	.284	-	-	-	7	14	.500	-	-	-	23	32	-	-	-	-	61	2.7	-

## SUN YUE - 6-9, 205 - CHINA

NOVEMBER 6, 1985

### REGULAR SEASON

	G	Min.	FG	FGA	Pct.	3FG	3FGA	PCT	FT	FTA	Pct.	Off.	Def.	Tot.	Ast.	PF	Do.	StL.	TO	Blk.	Pts.	Avg.	HI
2008-09	10	28	3	11	.273	0	6	.000	0	0	-	0	0	0	2	10	0	1	3	1	6	0.6	4

## DON SUNDERLAGE - 6-1, 180 - ILLINOIS

DECEMBER 20, 1929

### REGULAR SEASON

	G	Min.	FG	FGA	Pct.	3FG	3FGA	PCT	FT	FTA	Pct.	Off.	Def.	Tot.	Ast.	PF	Do.	StL.	TO	Blk.	Pts.	Avg.	HI
1954-55	45	404	33	133	.248	-	-	-	48	73	.658	-	-	56	37	57	0	-	-	-	114	2.5	-

# ALL-TIME ROSTER WITH STATISTICS

## EARL TATUM - 6-4, 185 - MARQUETTE

JULY 26, 1953

### REGULAR SEASON

G	Min.	FG	FGA	Pct.	3FG	3FGA	PCT	FT	FTA	Pct.	Off.	Def.	Tot.	Ast.	PF	Do.	StL.	TO	Blk.	Pts.	Avg.	Hi
1976-77	68	1249	283	607	466	-	-	72	100	720	83	153	236	118	168	1	85	-	22	638	9.4	23
1977-78	25	663	153	314	487	-	-	45	59	763	23	67	90	70	85	1	37	53	10	351	14.0	25
TOT	93	1912	436	921	473	-	-	117	159	736	106	220	326	188	253	2	122	53	32	989	10.6	-

### PLAYOFFS

G	Min.	FG	FGA	Pct.	3FG	3FGA	PCT	FT	FTA	Pct.	Off.	Def.	Tot.	Ast.	PF	Do.	StL.	TO	Blk.	Pts.	Avg.	Hi
1976-77	11	356	67	134	500	-	-	16	24	667	-	-	54	27	-	-	-	-	-	150	13.6	-

## TERRY TEAGLE - 6-5, 195 - BAYLOR

APRIL 10, 1960

### REGULAR SEASON

G	Min.	FG	FGA	Pct.	3FG	3FGA	PCT	FT	FTA	Pct.	Off.	Def.	Tot.	Ast.	PF	Do.	StL.	TO	Blk.	Pts.	Avg.	Hi	
1990-91	82	1498	335	757	443	0	9	000	145	177	819	82	99	181	82	165	1	31	83	8	815	9.9	35
1991-92	82	1602	364	805	452	1	4	250	151	197	766	91	92	183	113	148	0	66	114	9	880	10.7	28
TOT	164	3100	699	1562	448	1	13	077	296	374	791	173	191	364	195	313	1	97	197	17	1695	10.3	-

### PLAYOFFS

G	Min.	FG	FGA	Pct.	3FG	3FGA	PCT	FT	FTA	Pct.	Off.	Def.	Tot.	Ast.	PF	Do.	StL.	TO	Blk.	Pts.	Avg.	Hi	
1990-91	18	274	47	125	376	0	0	-	25	32	781	8	20	28	11	-	-	8	16	4	119	6.6	-
1991-92	4	126	27	55	491	0	0	-	16	20	800	3	10	13	8	-	-	5	8	2	70	17.5	-
TOT	22	400	74	180	411	0	0	-	41	52	788	11	30	41	19	-	-	13	24	6	189	8.6	-

## IRVING THOMAS - 6-9, 230 - FLORIDA STATE

JANUARY 2, 1966

### REGULAR SEASON

G	Min.	FG	FGA	Pct.	3FG	3FGA	PCT	FT	FTA	Pct.	Off.	Def.	Tot.	Ast.	PF	Do.	StL.	TO	Blk.	Pts.	Avg.	Hi	
1990-91	26	108	17	50	340	0	0	-	12	21	571	14	17	31	10	24	0	4	13	1	46	1.8	9

### PLAYOFFS

G	Min.	FG	FGA	Pct.	3FG	3FGA	PCT	FT	FTA	Pct.	Off.	Def.	Tot.	Ast.	PF	Do.	StL.	TO	Blk.	Pts.	Avg.	Hi	
1990-91	3	5	1	1	1000	0	0	-	0	0	-	0	0	0	0	-	-	0	0	0	2	0.7	-

## ISAIAH THOMAS - 5-9, 185 - WASHINGTON

FEBRUARY 7, 1989

### REGULAR SEASON

G	Min.	FG	FGA	Pct.	3FG	3FGA	PCT	FT	FTA	Pct.	Off.	Def.	Tot.	Ast.	PF	Do.	StL.	TO	Blk.	Pts.	Avg.	Hi	
2017-18	17	456	87	227	383	33	101	327	58	63	921	10	26	36	85	33	0	6	54	1	265	15.6	29

## BILLY THOMPSON - 6-7, 220 - LOUISVILLE

DECEMBER 1, 1963

### REGULAR SEASON

G	Min.	FG	FGA	Pct.	3FG	3FGA	PCT	FT	FTA	Pct.	Off.	Def.	Tot.	Ast.	PF	Do.	StL.	TO	Blk.	Pts.	Avg.	Hi	
1986-87	59	762	142	261	544	0	1	000	48	74	649	69	102	171	60	148	1	15	61	30	332	5.6	13
1987-88	9	38	3	13	231	0	0	-	8	10	800	2	7	9	1	11	0	1	6	0	14	1.6	4
TOT	68	800	145	274	529	0	1	000	56	84	667	71	109	180	61	159	1	16	67	30	346	5.1	-

### PLAYOFFS

G	Min.	FG	FGA	Pct.	3FG	3FGA	PCT	FT	FTA	Pct.	Off.	Def.	Tot.	Ast.	PF	Do.	StL.	TO	Blk.	Pts.	Avg.	Hi	
1986-87	3	27	6	11	545	0	0	-	2	2	1000	3	3	6	2	-	-	4	0	0	14	4.7	-

## MYCHAL THOMPSON - 6-10, 235 - MINNESOTA

JANUARY 30, 1955

### REGULAR SEASON

G	Min.	FG	FGA	Pct.	3FG	3FGA	PCT	FT	FTA	Pct.	Off.	Def.	Tot.	Ast.	PF	Do.	StL.	TO	Blk.	Pts.	Avg.	Hi	
1986-87	33	680	129	269	480	0	1	000	75	101	743	47	89	136	28	85	1	14	57	30	333	10.1	24
1987-88	80	2007	370	722	512	0	3	000	185	292	634	198	291	489	66	251	1	38	113	79	925	11.6	28
1988-89	80	1994	291	621	569	0	1	000	156	230	678	157	310	467	48	224	0	58	97	59	738	9.2	27
1989-90	70	1883	281	562	500	0	0	-	144	204	706	173	304	477	43	207	0	33	79	73	706	10.1	24
1990-91	72	1077	113	228	496	0	2	000	62	88	705	74	154	228	21	112	0	23	47	23	288	4.0	19
TOT	335	7641	1184	2302	514	0	7	000	622	915	680	649	1148	1797	206	879	2	166	393	264	2990	8.9	-

### PLAYOFFS

G	Min.	FG	FGA	Pct.	3FG	3FGA	PCT	FT	FTA	Pct.	Off.	Def.	Tot.	Ast.	PF	Do.	StL.	TO	Blk.	Pts.	Avg.	Hi	
1986-87	18	401	62	137	453	0	0	-	34	50	680	29	59	88	9	-	-	7	16	17	158	8.8	-
1987-88	24	615	98	191	513	0	0	-	36	62	581	63	107	170	12	-	-	17	33	21	232	9.7	-
1988-89	15	377	65	128	508	0	0	-	41	60	683	39	38	77	11	-	-	6	14	12	171	11.4	-
1989-90	9	225	21	44	477	0	0	-	16	26	615	15	24	39	2	-	-	2	17	13	58	6.4	-
1990-91	8	42	2	7	286	0	0	-	0	0	-	3	6	9	0	-	-	0	1	3	4	0.5	-
TOT	74	1660	248	507	489	0	0	-	127	198	641	149	234	383	34	-	-	32	81	66	623	8.4	-

## SEDALE THREATT - 6-2, 185 - WEST VIRGINIA TECH

SEPTEMBER 10, 1958

### REGULAR SEASON

G	Min.	FG	FGA	Pct.	3FG	3FGA	PCT	FT	FTA	Pct.	Off.	Def.	Tot.	Ast.	PF	Do.	StL.	TO	Blk.	Pts.	Avg.	Hi	
1991-92	82	3070	509	1041	489	20	62	323	202	243	831	43	210	253	593	231	1	168	182	16	1240	15.1	42
1992-93	82	2893	522	1028	508	14	53	264	177	215	823	47	226	273	564	248	1	142	173	11	1235	15.1	32
1993-94	81	2278	411	852	462	5	33	152	138	155	890	28	125	153	344	186	1	110	106	19	965	11.9	32
1994-95	59	1384	217	437	497	36	95	379	88	111	793	21	103	124	248	139	1	54	70	12	558	9.5	38
1995-96	82	1687	241	526	458	60	169	355	54	71	761	20	75	95	269	178	0	68	74	11	596	7.3	27
TOT	386	11312	1900	3884	489	135	412	328	659	795	829	159	739	898	2018	862	4	542	605	69	4594	11.9	-

### PLAYOFFS

G	Min.	FG	FGA	Pct.	3FG	3FGA	PCT	FT	FTA	Pct.	Off.	Def.	Tot.	Ast.	PF	Do.	StL.	TO	Blk.	Pts.	Avg.	Hi	
1991-92	4	162	24	46	522	2	3	667	9	12	750	0	8	8	17	-	-	2	11	0	59	14.8	-
1992-93	5	205	39	89	438	3	13	231	9	12	750	3	14	17	40	-	-	13	12	1	90	18.0	-
1994-95	1	11	1	4	250	0	0	0	0	0	-	0	0	0	2	-	-	1	0	0	2	2.0	-
1995-96	4	57	4	18	222	2	11	182	0	0	-	1	2	3	4	-	-	2	3	0	10	2.5	-
TOT	14	435	68	157	433	7	29	241	18	24	750	4	24	28									

# ALL-TIME ROSTER WITH STATISTICS

## JACK TINGLE - 6-4, 205 - KENTUCKY

DECEMBER 30, 1924

### REGULAR SEASON

G	Min.	FG	FGA	Pct.	3FG	3FGA	PCT	FT	FTA	Pct.	Off.	Def.	Tot.	Ast.	PF	Dq.	StL.	TO	Blk.	Pts.	Avg.	HI
1948-49	2	-	1	6	.167	-	-	0	0	-	-	-	-	1	2	-	-	-	-	2	1.0	-

## RAY TOLBERT - 6-9, 225 - INDIANA

SEPTEMBER 10, 1958

### REGULAR SEASON

G	Min.	FG	FGA	Pct.	3FG	3FGA	PCT	FT	FTA	Pct.	Off.	Def.	Tot.	Ast.	PF	Dq.	StL.	TO	Blk.	Pts.	Avg.	HI	
1987-88	14	82	16	28	.571	0	0	-	10	13	.769	9	11	20	5	14	0	3	11	3	42	3.0	9

## JOHN TRAPP - 6-7, 215 - UNLV

OCTOBER 2, 1945

### REGULAR SEASON

G	Min.	FG	FGA	Pct.	3FG	3FGA	PCT	FT	FTA	Pct.	Off.	Def.	Tot.	Ast.	PF	Dq.	StL.	TO	Blk.	Pts.	Avg.	HI	
1971-72	58	759	139	314	.443	-	-	-	51	73	.699	-	-	180	42	130	3	-	-	-	329	5.7	-
1972-73	5	35	3	12	.250	-	-	-	7	10	.700	-	-	14	2	10	0	-	-	-	13	2.6	-
TOT	63	794	142	326	.436	-	-	-	58	83	.699	-	-	194	44	140	3	-	-	-	342	5.4	-

### PLAYOFFS

G	Min.	FG	FGA	Pct.	3FG	3FGA	PCT	FT	FTA	Pct.	Off.	Def.	Tot.	Ast.	PF	Dq.	StL.	TO	Blk.	Pts.	Avg.	HI	
1971-72	10	71	8	33	.242	-	-	-	4	7	.571	-	-	16	5	-	-	-	-	-	20	2.0	-

## JOHN TRESVANT - 6-7, 215 - SEATTLE

NOVEMBER 6, 1939

### REGULAR SEASON

G	Min.	FG	FGA	Pct.	3FG	3FGA	PCT	FT	FTA	Pct.	Off.	Def.	Tot.	Ast.	PF	Dq.	StL.	TO	Blk.	Pts.	Avg.	HI	
1969-70	20	221	47	88	.534	-	-	-	23	35	.657	-	-	63	17	40	0	-	-	-	117	5.9	-
1970-71	8	66	18	35	.514	-	-	-	7	10	.700	-	-	23	10	11	0	-	-	-	43	5.4	-
TOT	28	287	65	123	.528	-	-	-	30	45	.667	-	-	86	27	51	0	-	-	-	160	5.7	-

### PLAYOFFS

G	Min.	FG	FGA	Pct.	3FG	3FGA	PCT	FT	FTA	Pct.	Off.	Def.	Tot.	Ast.	PF	Dq.	StL.	TO	Blk.	Pts.	Avg.	HI	
1969-70	11	148	23	51	.451	-	-	-	19	23	.826	-	-	38	16	-	-	-	-	-	65	5.9	-

## RONNY TURIAF - 6-10, 249 - GONZAGA

JANUARY 13, 1983

### REGULAR SEASON

G	Min.	FG	FGA	Pct.	3FG	3FGA	PCT	FT	FTA	Pct.	Off.	Def.	Tot.	Ast.	PF	Dq.	StL.	TO	Blk.	Pts.	Avg.	HI	
2005-06	23	161	15	30	.500	0	0	-	15	27	.556	11	26	37	8	30	0	3	7	10	45	2.0	10
2006-07	72	1087	147	268	.549	0	1	.000	89	134	.664	88	171	259	63	202	5	17	52	78	383	5.3	23
2007-08	78	1458	188	397	.474	0	1	.000	140	186	.753	95	211	306	128	199	3	28	72	108	516	6.6	16
TOT	173	2706	350	695	.504	0	2	.000	244	347	.703	194	408	602	199	431	8	48	131	196	944	5.5	-

### PLAYOFFS

G	Min.	FG	FGA	Pct.	3FG	3FGA	PCT	FT	FTA	Pct.	Off.	Def.	Tot.	Ast.	PF	Dq.	StL.	TO	Blk.	Pts.	Avg.	HI	
2005-06	3	25	3	5	.600	0	0	-	5	6	.833	4	3	7	0	-	0	2	1	11	3.7	-	
2006-07	4	48	5	14	.357	0	0	-	7	10	.700	6	6	12	1	-	-	2	1	17	4.3	-	
2007-08	19	187	14	36	.389	0	0	-	10	17	.588	6	21	27	5	-	-	2	9	18	38	2.0	-
TOT	26	260	22	55	.400	0	0	-	22	33	.667	16	30	46	6	-	-	4	12	20	66	2.5	-

## WILLIAM TURNER - 6-7, 220 - AKRON

FEBRUARY 18, 1944

### REGULAR SEASON

G	Min.	FG	FGA	Pct.	3FG	3FGA	PCT	FT	FTA	Pct.	Off.	Def.	Tot.	Ast.	PF	Dq.	StL.	TO	Blk.	Pts.	Avg.	HI	
1972-73	19	117	17	52	.327	-	-	-	4	7	.571	-	-	25	11	13	0	-	-	-	38	2.0	-

### PLAYOFFS

G	Min.	FG	FGA	Pct.	3FG	3FGA	PCT	FT	FTA	Pct.	Off.	Def.	Tot.	Ast.	PF	Dq.	StL.	TO	Blk.	Pts.	Avg.	HI	
1972-73	2	13	2	5	.400	-	-	-	2	2	1.000	-	-	2	0	-	-	-	-	-	6	3.0	-

## IME UDOKA - 6-6, 215 - PORTLAND STATE

AUGUST 9, 1977

### REGULAR SEASON

G	Min.	FG	FGA	Pct.	3FG	3FGA	PCT	FT	FTA	Pct.	Off.	Def.	Tot.	Ast.	PF	Dq.	StL.	TO	Blk.	Pts.	Avg.	HI	
2003-04	4	28	3	9	.333	0	1	.000	2	4	.500	1	4	5	2	3	0	2	3	1	8	2.0	4

## NICK VAN EXEL - 6-1, 190 - CINCINNATI

NOVEMBER 27, 1971

### REGULAR SEASON

G	Min.	FG	FGA	Pct.	3FG	3FGA	PCT	FT	FTA	Pct.	Off.	Def.	Tot.	Ast.	PF	Dq.	StL.	TO	Blk.	Pts.	Avg.	HI	
1993-94	81	2700	413	1049	.394	123	364	.338	150	192	.781	47	191	238	466	154	1	85	145	8	1099	13.6	31
1994-95	80	2944	465	1107	.420	183	511	.358	235	300	.783	27	196	223	660	157	0	97	220	6	1348	16.9	40
1995-96	74	2513	396	950	.417	144	403	.357	163	204	.799	29	152	181	509	115	0	70	156	10	1099	14.9	30
1996-97	79	2937	432	1075	.402	177	468	.378	165	200	.825	44	182	226	672	110	0	75	212	10	1206	15.3	37
1997-98	64	2053	311	743	.419	123	316	.389	136	172	.791	31	163	194	442	120	0	64	104	6	881	13.8	35
TOT	378	13147	2017	4924	.410	750	2062	.364	849	1068	.795	178	884	1062	2749	656	1	391	837	40	5633	14.9	-

### PLAYOFFS

G	Min.	FG	FGA	Pct.	3FG	3FGA	PCT	FT	FTA	Pct.	Off.	Def.	Tot.	Ast.	PF	Dq.	StL.	TO	Blk.	Pts.	Avg.	HI	
1994-95	10	464	67	162	.414	21	66	.318	45	59	.763	9	29	38	73	-	-	21	22	3	200	20.0	-
1995-96	4	137	16	54	.296	5	16	.313	10	13	.769	4	12	16	27	-	-	2	11	0	47	11.8	-
1996-97	9	353	45	119	.378	12	44	.273	28	34	.824	6	25	31	58	-	-	10	18	0	130	14.4	-
1997-98	13	367	50	151	.331	22	70	.314	29	40	.725	9	23	32	54	-	-	8	22	1	151	11.6	-
TOT	36	1321	178	486	.366	60	196	.306	112	146	.767	28	89	117	212	-	-	41	73	4	528	14.7	-

## JAY VINCENT - 6-8, 220 - MICHIGAN STATE

JUNE 10, 1959

### REGULAR SEASON

G	Min.	FG	FGA	Pct.	3FG	3FGA	PCT	FT	FTA	Pct.	Off.	Def.	Tot.	Ast.	PF	Dq.	StL.	TO	Blk.	Pts.	Avg.	HI	
1989-90	24	200	41	78	.526	0	1	.000	8	12	.667	7	19	26	10	29	0	8	19	3	90	3.8	16

### PLAYOFFS

G	Min.	FG	FGA	Pct.	3FG	3FGA	PCT	FT	FTA	Pct.	Off.	Def.	Tot.	Ast.	PF	Dq.	StL.	TO	Blk.	Pts.	Avg.	HI	
1989-90	3	8	0	2	.000	0	0	-	0	0	-	0	0	0	0	-	-	0	2	0	0	0.0	-

# ALL-TIME ROSTER WITH STATISTICS

## SASHA VUJACIC - 6-7, 205 - SLOVENIA

MARCH 8, 1984

### REGULAR SEASON

G	Min.	FG	FGA	Pct.	3FG	3FGA	PCT	FT	FTA	Pct.	Off.	Def.	Tot.	Ast.	PF	Dq.	StL.	TO	Blk.	Pts.	Avg.	HI	
2004-05	35	403	33	117	282	17	63	270	18	19	947	13	49	62	51	41	1	12	15	2	101	2.9	10
2005-06	82	1449	108	312	346	59	172	343	46	52	885	33	126	159	139	150	0	48	50	3	321	3.9	12
2006-07	73	935	105	268	392	60	161	373	43	49	878	28	79	107	64	103	1	41	30	1	313	4.3	18
2007-08	72	1279	219	482	454	118	270	437	76	91	835	19	135	154	72	107	0	36	52	5	632	8.8	22
2008-09	80	1293	155	401	387	81	223	363	70	92	19	116	135	113	154	0	77	35	7	461	5.8	17	
2009-10	67	575	66	164	402	25	81	309	28	33	848	25	54	79	41	67	0	20	17	4	185	2.8	13
2010-11	11	54	8	23	348	3	7	429	1	2	500	1	3	4	5	7	0	1	5	0	20	1.8	6
<b>TOT</b>	<b>420</b>	<b>5987</b>	<b>694</b>	<b>1767</b>	<b>393</b>	<b>363</b>	<b>977</b>	<b>372</b>	<b>282</b>	<b>322</b>	<b>876</b>	<b>138</b>	<b>562</b>	<b>700</b>	<b>485</b>	<b>629</b>	<b>2</b>	<b>235</b>	<b>204</b>	<b>22</b>	<b>2033</b>	<b>4.8</b>	<b>-</b>

### PLAYOFFS

G	Min.	FG	FGA	Pct.	3FG	3FGA	PCT	FT	FTA	Pct.	Off.	Def.	Tot.	Ast.	PF	Dq.	StL.	TO	Blk.	Pts.	Avg.	HI
2005-06	7	129	11	26	423	9	15	600	11	11	1,000	3	14	17	6	-	4	3	0	42	6.0	-
2006-07	4	43	5	9	556	1	4	250	0	0	-	2	2	4	3	-	1	3	0	11	2.8	-
2007-08	21	456	55	138	399	31	79	392	30	35	857	8	38	46	16	-	12	18	4	171	8.1	-
2008-09	23	250	24	91	264	16	51	314	5	6	833	7	25	32	12	-	10	10	4	69	3.0	-
2009-10	10	76	10	23	435	6	15	400	5	6	833	3	5	8	5	-	2	3	0	31	3.1	-
<b>TOT</b>	<b>65</b>	<b>953</b>	<b>105</b>	<b>287</b>	<b>366</b>	<b>63</b>	<b>164</b>	<b>384</b>	<b>51</b>	<b>58</b>	<b>879</b>	<b>23</b>	<b>84</b>	<b>107</b>	<b>42</b>	<b>-</b>	<b>29</b>	<b>37</b>	<b>8</b>	<b>324</b>	<b>5.0</b>	<b>-</b>

## VON WAFER - 6-5, 210 - FLORIDA STATE

JULY 21, 1985

### REGULAR SEASON

G	Min.	FG	FGA	Pct.	3FG	3FGA	PCT	FT	FTA	Pct.	Off.	Def.	Tot.	Ast.	PF	Dq.	StL.	TO	Blk.	Pts.	Avg.	HI	
2005-06	16	73	6	38	158	2	17	118	6	8	750	5	3	8	4	12	0	3	1	0	20	1.3	9

## MILTON WAGNER - 6-5, 185 - LOUISVILLE

FEBRUARY 20, 1963

### REGULAR SEASON

G	Min.	FG	FGA	Pct.	3FG	3FGA	PCT	FT	FTA	Pct.	Off.	Def.	Tot.	Ast.	PF	Dq.	StL.	TO	Blk.	Pts.	Avg.	HI	
1987-88	40	380	62	147	422	2	10	200	26	29	897	4	24	28	61	42	0	3	1	0	20	1.3	9

### PLAYOFFS

G	Min.	FG	FGA	Pct.	3FG	3FGA	PCT	FT	FTA	Pct.	Off.	Def.	Tot.	Ast.	PF	Dq.	StL.	TO	Blk.	Pts.	Avg.	HI
1987-88	5	14	2	5	400	0	1	000	2	2	1,000	0	2	2	3	-	0	0	1	6	1.2	-

## SAMAKI WALKER - 6-9, 255 - LOUISVILLE

FEBRUARY 25, 1976

### REGULAR SEASON

G	Min.	FG	FGA	Pct.	3FG	3FGA	PCT	FT	FTA	Pct.	Off.	Def.	Tot.	Ast.	PF	Dq.	StL.	TO	Blk.	Pts.	Avg.	HI	
2001-02	69	1655	187	365	512	0	0	0	86	129	667	129	352	481	64	170	1	28	53	88	460	6.7	18
2002-03	67	1243	115	274	420	0	1	000	66	101	653	115	253	368	64	143	4	20	56	55	296	4.4	14
<b>TOT</b>	<b>136</b>	<b>2898</b>	<b>302</b>	<b>639</b>	<b>473</b>	<b>0</b>	<b>1</b>	<b>000</b>	<b>152</b>	<b>230</b>	<b>661</b>	<b>244</b>	<b>605</b>	<b>849</b>	<b>128</b>	<b>313</b>	<b>5</b>	<b>48</b>	<b>109</b>	<b>143</b>	<b>756</b>	<b>5.6</b>	<b>-</b>

### PLAYOFFS

G	Min.	FG	FGA	Pct.	3FG	3FGA	PCT	FT	FTA	Pct.	Off.	Def.	Tot.	Ast.	PF	Dq.	StL.	TO	Blk.	Pts.	Avg.	HI
2001-02	19	240	24	52	462	1	1	1,000	13	17	765	32	46	78	4	-	2	12	6	62	3.3	-
2002-03	9	49	2	5	400	0	0	0	0	0	-	4	9	13	2	-	1	3	2	4	0.4	-
<b>TOT</b>	<b>28</b>	<b>289</b>	<b>26</b>	<b>57</b>	<b>456</b>	<b>1</b>	<b>1</b>	<b>1,000</b>	<b>13</b>	<b>17</b>	<b>765</b>	<b>36</b>	<b>55</b>	<b>91</b>	<b>6</b>	<b>-</b>	<b>3</b>	<b>15</b>	<b>8</b>	<b>66</b>	<b>2.4</b>	<b>-</b>

## PAUL "LEFTY" WALTHER - 6-2, 165 - TENNESSEE

MARCH 23, 1927

### REGULAR SEASON

G	Min.	FG	FGA	Pct.	3FG	3FGA	PCT	FT	FTA	Pct.	Off.	Def.	Tot.	Ast.	PF	Dq.	StL.	TO	Blk.	Pts.	Avg.	HI
1949-50	22	-	32	80	400	-	-	-	11	21	524	-	-	-	10	39	-	-	-	75	3.4	-

## LUKE WALTON - 6-8, 235 - ARIZONA

MARCH 28, 1980

### REGULAR SEASON

G	Min.	FG	FGA	Pct.	3FG	3FGA	PCT	FT	FTA	Pct.	Off.	Def.	Tot.	Ast.	PF	Dq.	StL.	TO	Blk.	Pts.	Avg.	HI	
2003-04	72	730	65	153	425	13	39	333	31	44	705	39	88	127	113	70	1	28	44	8	174	2.4	9
2004-05	61	768	74	180	411	16	61	262	34	48	708	55	87	142	93	70	0	26	58	11	198	3.2	19
2005-06	69	1333	135	328	412	18	55	327	57	76	750	88	159	247	156	119	1	41	78	15	345	5.0	17
2006-07	60	1982	264	557	474	48	124	387	108	145	745	87	215	302	257	117	2	60	118	21	684	11.4	25
2007-08	74	1729	215	478	450	28	84	333	77	109	706	85	206	291	218	133	1	60	100	18	535	7.2	19
2008-09	65	1166	134	307	436	17	57	298	41	57	719	55	125	190	177	105	1	32	69	10	326	5.0	14
2009-10	29	272	30	84	357	7	17	412	2	4	500	12	26	38	40	19	0	10	12	1	69	2.4	11
2010-11	54	484	38	116	328	8	34	235	7	10	700	9	58	67	62	38	0	9	31	4	91	1.7	9
2011-12	9	65	6	14	429	0	0	0	0	0	-	6	8	14	5	9	0	2	2	0	12	1.3	6
<b>TOT</b>	<b>493</b>	<b>8529</b>	<b>961</b>	<b>2217</b>	<b>433</b>	<b>155</b>	<b>475</b>	<b>326</b>	<b>357</b>	<b>493</b>	<b>724</b>	<b>436</b>	<b>972</b>	<b>1408</b>	<b>1121</b>	<b>680</b>	<b>6</b>	<b>268</b>	<b>512</b>	<b>88</b>	<b>2434</b>	<b>4.9</b>	<b>-</b>

### PLAYOFFS

G	Min.	FG	FGA	Pct.	3FG	3FGA	PCT	FT	FTA	Pct.	Off.	Def.	Tot.	Ast.	PF	Dq.	StL.	TO	Blk.	Pts.	Avg.	HI
2003-04	17	134	10	29	345	5	13	385	7	10	700	5	17	22	26	-	7	14	2	32	1.9	-
2005-06	7	235	38	83	458	4	11	364	5	5	1,000	10	35	45	12	-	7	11	1	85	12.1	-
2006-07	5	128	14	36	389	5	12	417	3	4	750	9	12	21	13	-	7	15	1	36	7.2	-
2007-08	21	353	44	97	454	11	26	423	26	36	722	13	42	55	41	-	11	20	4	125	6.0	-
2008-09	21	332	32	75	427	5	16	313	11	18	611	16	36	52	45	-	14	20	3	80	3.8	-
2009-10	16	96	7	23	304	2	9	222	2	4	500	0	8	8	14	-	1	4	2	18	1.1	-
2010-11	1	4	0	2	000	0	2	000	0	0	0	0	1	1	0	-	0	2	0	0	0.0	-
<b>TOT</b>	<b>88</b>	<b>1281</b>	<b>145</b>	<b>345</b>	<b>420</b>	<b>32</b>	<b>89</b>	<b>360</b>	<b>54</b>	<b>77</b>	<b>701</b>	<b>53</b>	<b>151</b>	<b>204</b>	<b>151</b>	<b>-</b>	<b>47</b>	<b>86</b>	<b>13</b>	<b>376</b>	<b>4.3</b>	<b>-</b>

# ALL-TIME ROSTER WITH STATISTICS

## CARNEL WARNER - 6-9, 225 - JACKSON STATE

AUGUST 12, 1948

### REGULAR SEASON

	G	Min.	FG	FGA	Pct.	3FG	3FGA	PCT	FT	FTA	Pct.	Off.	Def.	Tot.	Ast.	PF	Dq.	StL.	TO	Blk.	Pts.	Avg.	HI
1975-76	81	2512	251	524	.479	-	-	-	89	128	.695	223	499	722	106	283	3	55	-	46	591	7.3	24
1976-77	14	170	25	53	.472	-	-	-	4	6	.667	21	48	69	11	28	0	1	-	2	54	3.9	10
<b>TOT</b>	<b>95</b>	<b>2682</b>	<b>276</b>	<b>577</b>	<b>.478</b>	<b>-</b>	<b>-</b>	<b>-</b>	<b>93</b>	<b>134</b>	<b>.694</b>	<b>244</b>	<b>547</b>	<b>791</b>	<b>117</b>	<b>311</b>	<b>3</b>	<b>56</b>	<b>-</b>	<b>48</b>	<b>645</b>	<b>6.8</b>	<b>-</b>

### PLAYOFFS

	G	Min.	FG	FGA	Pct.	3FG	3FGA	PCT	FT	FTA	Pct.	Off.	Def.	Tot.	Ast.	PF	Dq.	StL.	TO	Blk.	Pts.	Avg.	HI
1976-77	5	56	7	12	.583	-	-	-	0	0	-	-	-	9	6	-	-	-	-	-	14	2.8	-

## KERMIT WASHINGTON - 6-8, 230 - AMERICAN

SEPTEMBER 17, 1951

### REGULAR SEASON

	G	Min.	FG	FGA	Pct.	3FG	3FGA	PCT	FT	FTA	Pct.	Off.	Def.	Tot.	Ast.	PF	Dq.	StL.	TO	Blk.	Pts.	Avg.	HI
1973-74	45	400	73	151	.483	-	-	-	26	49	.531	62	85	147	19	77	0	21	-	18	172	3.8	18
1974-75	55	949	87	207	.420	-	-	-	72	122	.590	106	244	350	66	155	2	25	-	32	246	4.5	12
1975-76	36	492	39	90	.433	-	-	-	45	66	.682	51	114	165	20	76	0	11	-	26	123	3.4	14
1976-77	53	1342	191	380	.503	-	-	-	132	187	.706	182	310	492	48	183	1	43	-	52	514	9.7	20
1977-78	25	751	110	244	.451	-	-	-	68	110	.618	110	169	279	30	74	1	19	53	24	288	11.5	22
<b>TOT</b>	<b>214</b>	<b>3934</b>	<b>500</b>	<b>1072</b>	<b>.466</b>	<b>-</b>	<b>-</b>	<b>-</b>	<b>343</b>	<b>534</b>	<b>.642</b>	<b>511</b>	<b>922</b>	<b>1433</b>	<b>183</b>	<b>565</b>	<b>4</b>	<b>119</b>	<b>53</b>	<b>152</b>	<b>1343</b>	<b>6.3</b>	<b>-</b>

### PLAYOFFS

	G	Min.	FG	FGA	Pct.	3FG	3FGA	PCT	FT	FTA	Pct.	Off.	Def.	Tot.	Ast.	PF	Dq.	StL.	TO	Blk.	Pts.	Avg.	HI
1973-74	3	14	5	11	.455	-	-	-	5	7	.714	-	-	10	1	-	-	-	-	-	15	5.0	-

## BOBBY WATSON - 6-0, 160 - KENTUCKY

MARCH 22, 1930

### REGULAR SEASON

	G	Min.	FG	FGA	Pct.	3FG	3FGA	PCT	FT	FTA	Pct.	Off.	Def.	Tot.	Ast.	PF	Dq.	StL.	TO	Blk.	Pts.	Avg.	HI
1954-55*	63	702	72	223	.323	-	-	-	31	45	.689	-	-	87	79	67	0	-	-	-	175	2.8	-

## TRAVIS WEAR - 6-10, 230 - UCLA

SEPTEMBER 21, 1990

### REGULAR SEASON

	G	Min.	FG	FGA	Pct.	3FG	3FGA	PCT	FT	FTA	Pct.	Off.	Def.	Tot.	Ast.	PF	Dq.	StL.	TO	Blk.	Pts.	Avg.	HI
2017-18	17	228	25	72	.347	17	47	.362	8	8	1.000	0	38	38	7	30	0	4	6	5	75	4.4	11

## WALTER WESLEY - 6-11, 230 - KANSAS

JANUARY 25, 1945

### REGULAR SEASON

	G	Min.	FG	FGA	Pct.	3FG	3FGA	PCT	FT	FTA	Pct.	Off.	Def.	Tot.	Ast.	PF	Dq.	StL.	TO	Blk.	Pts.	Avg.	HI
1975-76	1	7	1	2	.500	-	-	-	2	4	.500	0	1	1	1	2	0	0	-	0	4	4.0	4

## JERRY WEST - 6-2, 180 - WEST VIRGINIA

MAY 28, 1938

### REGULAR SEASON

	G	Min.	FG	FGA	Pct.	3FG	3FGA	PCT	FT	FTA	Pct.	Off.	Def.	Tot.	Ast.	PF	Dq.	StL.	TO	Blk.	Pts.	Avg.	HI
1960-61	79	2797	529	1264	.419	-	-	-	331	497	.666	-	-	611	333	213	1	-	-	-	1389	17.6	-
1961-62	75	3087	799	1795	.445	-	-	-	712	926	.769	-	-	591	402	173	4	-	-	-	2310	30.8	-
1962-63	55	2163	559	1213	.461	-	-	-	371	477	.778	-	-	384	307	150	1	-	-	-	1489	27.1	-
1963-64	72	2906	740	1529	.484	-	-	-	584	702	.832	-	-	433	403	200	2	-	-	-	2064	28.7	-
1964-65	74	3066	822	1655	.497	-	-	-	648	789	.821	-	-	447	364	221	2	-	-	-	2292	31.0	-
1965-66	79	3218	818	1731	.473	-	-	-	840	977	.860	-	-	562	480	243	1	-	-	-	2476	31.3	-
1966-67	66	2670	645	1389	.464	-	-	-	602	686	.878	-	-	392	447	160	1	-	-	-	1892	28.7	-
1967-68	51	1919	476	926	.514	-	-	-	391	482	.811	-	-	294	310	152	1	-	-	-	1343	26.3	-
1968-69	61	2394	545	1156	.471	-	-	-	490	597	.821	-	-	262	423	156	1	-	-	-	1580	25.9	-
1969-70	74	3106	831	1673	.497	-	-	-	647	785	.824	-	-	338	554	160	3	-	-	-	2309	31.2	-
1970-71	69	2845	667	1351	.494	-	-	-	525	631	.832	-	-	320	655	180	0	-	-	-	1859	26.9	-
1971-72	77	2973	735	1540	.477	-	-	-	515	633	.814	-	-	327	747	209	0	-	-	-	1985	25.8	-
1972-73	69	2460	618	1291	.479	-	-	-	339	421	.805	-	-	289	607	138	0	-	-	-	1575	22.8	-
1973-74	31	967	232	519	.447	-	-	-	165	198	.833	30	86	116	206	80	0	81	-	23	629	20.3	35
<b>TOT</b>	<b>932</b>	<b>36571</b>	<b>9016</b>	<b>19032</b>	<b>.474</b>	<b>-</b>	<b>-</b>	<b>-</b>	<b>7160</b>	<b>8801</b>	<b>.814</b>	<b>30</b>	<b>86</b>	<b>5376</b>	<b>6238</b>	<b>2435</b>	<b>17</b>	<b>81</b>	<b>-</b>	<b>23</b>	<b>25192</b>	<b>27.0</b>	<b>-</b>

### PLAYOFFS

	G	Min.	FG	FGA	Pct.	3FG	3FGA	PCT	FT	FTA	Pct.	Off.	Def.	Tot.	Ast.	PF	Dq.	StL.	TO	Blk.	Pts.	Avg.	HI
1960-61	12	461	90	202	.490	-	-	-	77	106	.726	-	-	104	66	-	-	-	-	-	275	22.9	-
1961-62	13	557	144	310	.465	-	-	-	121	150	.807	-	-	88	57	-	-	-	-	-	409	31.5	-
1962-63	13	538	144	286	.503	-	-	-	74	100	.740	-	-	106	61	-	-	-	-	-	362	27.8	-
1963-64	5	206	57	115	.496	-	-	-	42	53	.792	-	-	36	17	-	-	-	-	-	156	31.2	-
1964-65	11	470	155	351	.442	-	-	-	137	154	.890	-	-	63	58	-	-	-	-	-	447	40.6	-
1965-66	14	619	185	357	.518	-	-	-	109	125	.872	-	-	88	79	-	-	-	-	-	479	34.2	-
1966-67	1	0	0	0	.000	-	-	-	0	0	-	-	-	1	0	-	-	-	-	-	0	0.0	-
1967-68	15	622	165	313	.527	-	-	-	132	169	.781	-	-	81	82	-	-	-	-	-	462	30.8	-
1968-69	18	757	196	423	.463	-	-	-	164	204	.804	-	-	71	135	-	-	-	-	-	556	30.9	-
1969-70	18	830	196	418	.469	-	-	-	170	212	.802	-	-	66	151	-	-	-	-	-	562	31.2	-
1971-72	15	608	128	340	.376	-	-	-	88	106	.830	-	-	73	134	-	-	-	-	-	344	22.9	-
1972-73	17	638	151	336	.449	-	-	-	99	127	.780	-	-	76	132	-	-	-	-	-	401	23.6	-
1973-74	1	14	2	9	.222	-	-	-	0	0	-	-	-	2	1	-	-	-	-	-	4	4.0	-
<b>TOT</b>	<b>153</b>	<b>6321</b>	<b>1622</b>	<b>3460</b>	<b>.469</b>	<b>-</b>	<b>-</b>	<b>-</b>	<b>1213</b>	<b>1506</b>	<b>.805</b>	<b>-</b>	<b>-</b>	<b>855</b>	<b>973</b>	<b>-</b>	<b>-</b>	<b>-</b>	<b>-</b>	<b>-</b>	<b>4457</b>	<b>29.1</b>	<b>-</b>

## JOHN WETZEL - 6-5, 190 - VIRGINIA TECH

OCTOBER 22, 1944

### REGULAR SEASON

	G	Min.	FG	FGA	Pct.	3FG	3FGA	PCT	FT	FTA	Pct.	Off.	Def.	Tot.	Ast.	PF	D
--	---	------	----	-----	------	-----	------	-----	----	-----	------	------	------	------	------	----	---

# ALL-TIME ROSTER WITH STATISTICS

## EUGENE WILEY - 6-10, 220 - WICHITA STATE

NOVEMBER 12, 1937

### REGULAR SEASON

	G	Min.	FG	FGA	Pct.	3FG	3FGA	PCT	FT	FTA	Pct.	Off.	Def.	Tot.	Ast.	PF	Do.	StL.	TO	Blk.	Pts.	Avg.	HI
1962-63	75	1488	109	236	.462	-	-	-	23	68	.338	-	-	504	40	180	4	-	-	-	241	3.2	-
1963-64	78	1510	146	273	.535	-	-	-	45	75	.600	-	-	510	44	225	4	-	-	-	337	4.3	-
1964-65	80	2002	175	376	.465	-	-	-	56	111	.505	-	-	690	105	235	11	-	-	-	406	5.1	-
1965-66	67	1386	123	289	.426	-	-	-	43	76	.566	-	-	490	63	171	3	-	-	-	289	4.3	-
TOT	299	6386	551	1168	.472	-	-	-	167	330	.506	-	-	2188	252	811	22	-	-	-	1269	4.2	-

### PLAYOFFS

	G	Min.	FG	FGA	Pct.	3FG	3FGA	PCT	FT	FTA	Pct.	Off.	Def.	Tot.	Ast.	PF	Do.	StL.	TO	Blk.	Pts.	Avg.	HI
1962-63	9	278	14	35	.400	-	-	-	2	15	.133	-	-	97	11	-	-	-	-	-	30	3.3	-
1963-64	5	48	5	8	.625	-	-	-	3	3	1.000	-	-	16	0	-	-	-	-	-	13	2.6	-
1964-65	11	379	33	59	.559	-	-	-	11	19	.579	-	-	158	23	-	-	-	-	-	77	7.0	-
1965-66	2	5	0	1	.000	-	-	-	0	1	.000	-	-	1	0	-	-	-	-	-	0	0.0	-
TOT	27	710	52	103	.505	-	-	-	16	37	.432	-	-	272	34	-	-	-	-	-	120	4.4	-

## JAMAAL WILKES - 6-6, 190 - UCLA

MAY 2, 1953

### REGULAR SEASON

	G	Min.	FG	FGA	Pct.	3FG	3FGA	PCT	FT	FTA	Pct.	Off.	Def.	Tot.	Ast.	PF	Do.	StL.	TO	Blk.	Pts.	Avg.	HI
1977-78	51	1490	277	630	.440	-	-	-	106	148	.716	113	267	380	182	162	1	77	107	22	660	12.9	29
1978-79	82	2915	626	1242	.504	-	-	-	272	362	.751	164	445	609	227	275	2	134	224	27	1524	18.6	31
1979-80	82	3111	726	1358	.535	3	17	.176	189	234	.808	176	349	525	250	220	1	129	157	28	1644	20.0	30
1980-81	81	3028	786	1495	.526	1	13	.077	254	335	.758	146	289	435	235	223	1	121	207	29	1827	22.6	34
1981-82	82	2906	744	1417	.525	0	4	.000	246	336	.732	153	240	393	143	240	1	89	164	24	1734	21.1	36
1982-83	80	2552	684	1290	.530	0	6	.000	203	268	.757	146	197	343	182	221	0	65	150	17	1571	19.6	36
1983-84	75	2507	542	1055	.514	2	8	.250	208	280	.743	130	210	340	214	205	0	72	137	41	1294	17.3	31
1984-85	42	761	148	303	.488	0	1	.000	51	66	.773	35	59	94	41	65	0	19	49	3	347	8.3	24
TOT	575	19270	4533	8790	.516	6	49	.122	1529	2029	.754	1063	2056	3119	1474	1611	6	706	1195	191	10601	18.4	-

### PLAYOFFS

	G	Min.	FG	FGA	Pct.	3FG	3FGA	PCT	FT	FTA	Pct.	Off.	Def.	Tot.	Ast.	PF	Do.	StL.	TO	Blk.	Pts.	Avg.	HI
1977-78	3	108	15	32	.469	-	-	-	6	11	.545	-	-	26	8	-	-	3	-	1	36	12.0	-
1978-79	8	307	61	128	.477	-	-	-	25	37	.676	-	-	68	16	-	-	15	-	2	147	18.4	-
1979-80	16	652	140	294	.476	0	1	.000	44	54	.815	53	75	128	48	-	-	24	35	5	324	20.3	-
1980-81	3	113	21	48	.438	0	1	.000	12	18	.667	4	4	8	4	-	-	1	4	1	54	18.0	-
1981-82	14	535	121	241	.502	0	1	.000	38	49	.776	40	30	70	37	-	-	16	40	3	280	20.0	-
1982-83	15	589	136	273	.498	0	2	.000	27	44	.614	42	48	90	51	-	-	20	33	11	299	19.9	-
1983-84	14	196	28	70	.400	0	1	.000	7	11	.636	10	16	26	9	-	-	4	7	2	63	4.5	-
TOT	73	2500	522	1086	.481	0	6	.000	159	224	.710	149	173	416	173	-	-	83	119	25	1203	16.5	-

## \*BOB WILLIAMS - 6-6, 230 - FLORIDA A&M

MAY 12, 1931

### REGULAR SEASON

	G	Min.	FG	FGA	Pct.	3FG	3FGA	PCT	FT	FTA	Pct.	Off.	Def.	Tot.	Ast.	PF	Do.	StL.	TO	Blk.	Pts.	Avg.	HI
1955-56	20	173	21	46	.457	-	-	-	24	45	.533	-	-	54	7	36	1	-	-	-	66	3.3	-
1956-57	4	20	1	4	.250	-	-	-	2	3	.667	-	-	5	0	2	0	-	-	-	4	1.0	-
TOT	24	193	22	50	.440	-	-	-	26	48	.542	-	-	59	7	38	1	-	-	-	70	2.9	-

## DERRICK WILLIAMS - 6-8, 240 - ARIZONA

MAY 25, 1991

### REGULAR SEASON

	G	Min.	FG	FGA	Pct.	3FG	3FGA	PCT	FT	FTA	Pct.	Off.	Def.	Tot.	Ast.	PF	Do.	StL.	TO	Blk.	Pts.	Avg.	HI
2017-18	2	9	1	4	.250	0	2	.000	0	0	---	0	1	1	0	0	0	0	0	0	2	1.0	2

## Lou WILLIAMS - 6-1, 175 - SOUTH GWINNETT HS

OCTOBER 27, 1986

### REGULAR SEASON

	G	Min.	FG	FGA	Pct.	3FG	3FGA	PCT	FT	FTA	Pct.	Off.	Def.	Tot.	Ast.	PF	Do.	StL.	TO	Blk.	Pts.	Avg.	HI
2015-16	67	1907	283	693	.408	110	320	.344	352	424	.830	31	138	169	167	107	1	62	107	19	1028	15.3	44
2016-17	58	1403	326	734	.444	122	317	.385	304	344	.884	14	118	132	183	67	0	65	120	11	1078	18.6	40
TOT	125	3310	609	1427	.427	232	637	.364	656	768	.854	45	256	301	350	174	1	127	227	30	2106	16.3	-

## RON WILLIAMS - 6-3, 190 - WEST VIRGINIA

SEPTEMBER 24, 1944

### REGULAR SEASON

	G	Min.	FG	FGA	Pct.	3FG	3FGA	PCT	FT	FTA	Pct.	Off.	Def.	Tot.	Ast.	PF	Do.	StL.	TO	Blk.	Pts.	Avg.	HI
1975-76	9	158	17	43	.395	-	-	-	10	13	.769	2	17	19	21	15	0	3	-	0	44	4.9	12

## SHAWNE WILLIAMS - 6-9, 225 - MEMPHIS

FEBRUARY 16, 1986

### REGULAR SEASON

	G	Min.	FG	FGA	Pct.	3FG	3FGA	PCT	FT	FTA	Pct.	Off.	Def.	Tot.	Ast.	PF	Do.	StL.	TO	Blk.	Pts.	Avg.	HI
2013-14	36	751	73	192	.380	42	129	.326	14	20	.700	25	142	167	30	93	2	19	21	0	202	5.6	20

## SHAMMOND WILLIAMS - 6-1, 200 - NORTH CAROLINA

APRIL 5, 1975

### REGULAR SEASON

	G	Min.	FG	FGA	Pct.	3FG	3FGA	PCT	FT	FTA	Pct.	Off.	Def.	Tot.	Ast.	PF	Do.	StL.	TO	Blk.	Pts.	Avg.	HI
2006-07	30	345	35	86	.407	20	50	.400	4	6	.667	11	29	40	31	20	0	12	13	0	94	3.1	14

### PLAYOFFS

	G	Min.	FG	FGA	Pct.	3FG	3FGA	PCT	FT	FTA	Pct.	Off.	Def.	Tot.	Ast.	PF	Do.	StL.	TO	Blk.	Pts.	Avg.	HI
2006-07	4	80	7	19	.368	2	8	.250	0	0	-	2	1	3	7	-	-	0	2	1	16	4.0	-

## TREVOR WILSON - 6-8, 210 - UCLA

MARCH 16, 1968

### REGULAR SEASON

	G	Min.	FG	FGA	Pct.	3FG	3FGA	PCT	FT	FTA	Pct.	Off.	Def.	Tot.	Ast.	PF	Do.	StL.	TO	Blk.	Pts.	Avg.	HI
1993-94	5	126	19	39	.487	0	0	-	13	25	.520	12	16	28	12	17	0	5	6	1	51	10.2	16



# ALL-TIME ROSTER WITH STATISTICS

## BRIAN WINTERS - 6-4, 185 - SOUTH CAROLINA

MARCH 1, 1952

### REGULAR SEASON

G	Min.	FG	FGA	Pct.	3FG	3FGA	PCT	FT	FTA	Pct.	Off.	Def.	Tot.	Ast.	PF	Do.	StL.	TO	Blk.	Pts.	Avg.	HI
1974-75	6	1516	359	810	.443	-	-	76	92	.826	39	99	138	195	168	1	74	-	18	794	11.7	30

## ORLANDO WOOLRIDGE - 6-9, 215 - NOTRE DAME

DECEMBER 16, 1959

### REGULAR SEASON

G	Min.	FG	FGA	Pct.	3FG	3FGA	PCT	FT	FTA	Pct.	Off.	Def.	Tot.	Ast.	PF	Do.	StL.	TO	Blk.	Pts.	Avg.	HI	
1988-89	74	1491	231	494	.468	0	1	000	253	343	.738	81	189	270	58	130	0	30	103	65	715	9.7	29
1989-90	62	1421	306	550	.556	0	5	000	176	240	.733	49	136	185	96	160	2	39	73	46	788	12.7	24
TOT	136	2912	537	1044	.514	0	6	000	429	583	.736	130	325	455	154	290	2	69	176	111	1503	11.1	-

### PLAYOFFS

G	Min.	FG	FGA	Pct.	3FG	3FGA	PCT	FT	FTA	Pct.	Off.	Def.	Tot.	Ast.	PF	Do.	StL.	TO	Blk.	Pts.	Avg.	HI	
1988-89	15	276	39	75	.520	0	0	-	44	62	.710	20	50	70	17	-	-	2	22	15	122	8.1	-
1989-90	9	199	40	70	.571	0	1	000	26	37	.703	6	17	23	10	-	-	8	11	8	106	11.8	-
TOT	24	475	79	145	.545	0	1	000	70	99	.707	26	67	93	27	-	-	10	33	23	228	9.5	-

## METTA WORLD PEACE - 6-7, 260 - ST. JOHN'S

NOVEMBER 13, 1979

### REGULAR SEASON

G	Min.	FG	FGA	Pct.	3FG	3FGA	PCT	FT	FTA	Pct.	Off.	Def.	Tot.	Ast.	PF	Do.	StL.	TO	Blk.	Pts.	Avg.	HI	
2009-10	77	2605	306	740	.414	105	296	.355	128	186	.688	99	232	331	234	165	1	106	121	21	845	11.0	22
2010-11	82	2410	261	658	.397	83	233	.356	92	136	.676	100	167	267	175	181	1	124	90	36	697	8.5	24
2011-12	64	1720	183	465	.394	56	189	.296	71	115	.617	71	147	218	140	137	1	69	69	27	493	7.7	26
2012-13	75	2530	332	824	.403	141	412	.342	124	169	.734	101	271	372	112	198	4	122	98	42	929	12.4	24
2015-16	35	590	55	177	.311	26	84	.310	40	57	.702	19	70	89	27	67	1	22	15	11	176	5.0	17
2016-17	25	160	19	68	.279	9	38	.237	10	16	.625	5	15	20	11	18	0	10	7	2	57	2.3	18
TOT	358	10015	1156	2932	.394	420	1252	.335	465	679	.685	395	902	1297	699	766	8	453	400	123	3197	8.9	-

### PLAYOFFS

G	Min.	FG	FGA	Pct.	3FG	3FGA	PCT	FT	FTA	Pct.	Off.	Def.	Tot.	Ast.	PF	Do.	StL.	TO	Blk.	Pts.	Avg.	HI	
2009-10	23	839	101	254	.398	34	117	.291	22	38	.579	33	58	91	49	67	1	35	25	12	258	11.2	25
2010-11	9	287	35	79	.443	9	28	.321	16	21	.762	17	24	41	20	23	0	10	9	7	95	10.6	16
2011-12	6	236	22	60	.367	14	36	.389	12	16	.750	3	18	21	14	18	0	13	5	4	70	11.7	15
2012-13	3	84	7	28	.250	2	14	.143	2	2	1.000	6	5	11	5	0	2	3	1	18	6.0	13	
TOT	41	1446	165	421	.392	59	195	.303	52	77	.675	59	105	164	88	113	1	60	42	24	441	10.8	-

## JAMES WORTHY - 6-9, 225 - NORTH CAROLINA

FEBRUARY 27, 1961

### REGULAR SEASON

G	Min.	FG	FGA	Pct.	3FG	3FGA	PCT	FT	FTA	Pct.	Off.	Def.	Tot.	Ast.	PF	Do.	StL.	TO	Blk.	Pts.	Avg.	HI	
1982-83	77	1970	447	772	.579	1	4	.250	138	221	.624	157	242	399	132	221	2	91	178	64	1033	13.4	28
1983-84	82	2415	495	890	.556	0	6	000	195	257	.759	157	358	515	207	244	5	77	181	70	1185	14.5	37
1984-85	90	2696	610	1066	.572	0	7	000	190	245	.776	169	342	511	201	196	0	87	198	67	1410	17.6	32
1985-86	75	2454	629	1086	.579	0	13	000	242	314	.771	136	251	387	201	195	0	82	149	77	1500	20.0	37
1986-87	82	2819	651	1207	.539	0	13	000	292	289	.751	158	308	466	226	206	0	108	168	83	1594	19.4	31
1987-88	75	2655	617	1161	.531	2	16	.125	242	304	.796	129	245	374	268	175	1	72	155	55	1478	19.7	38
1988-89	81	2960	702	1282	.548	2	23	.087	251	321	.782	169	320	489	288	175	0	108	182	56	1657	20.5	38
1989-90	90	2960	711	1298	.548	15	49	.306	248	317	.782	160	318	478	288	190	0	99	160	49	1685	21.1	35
1990-91	78	3008	716	1455	.492	26	90	.289	212	266	.797	107	249	356	275	117	0	104	127	35	1670	21.4	36
1991-92	54	2108	450	1007	.447	9	43	.209	166	204	.814	98	207	305	252	89	0	76	127	23	1075	19.9	37
1992-93	82	2359	510	1142	.447	30	111	.270	171	211	.810	73	174	247	278	87	0	92	137	27	1221	14.9	30
1993-94	80	1597	340	838	.406	32	111	.288	100	135	.741	48	133	181	154	80	0	45	97	18	812	10.2	31
TOT	926	30001	6878	13204	.521	117	486	.241	2447	3184	.769	1561	3147	4708	2791	1975	8	1041	1859	624	16320	17.6	-

### PLAYOFFS

G	Min.	FG	FGA	Pct.	3FG	3FGA	PCT	FT	FTA	Pct.	Off.	Def.	Tot.	Ast.	PF	Do.	StL.	TO	Blk.	Pts.	Avg.	HI	
1983-84	21	708	164	274	.599	1	2	.500	42	69	.609	36	69	105	56	-	-	27	39	11	371	17.7	-
1984-85	19	626	166	267	.622	1	2	.500	75	111	.676	35	61	96	41	-	-	17	26	13	408	21.5	-
1985-86	14	539	121	217	.558	0	4	.000	32	47	.681	22	43	65	45	-	-	16	36	10	274	19.6	-
1986-87	18	681	176	298	.591	0	2	.000	73	97	.753	31	70	101	63	-	-	28	40	22	425	23.6	-
1987-88	24	896	204	390	.523	1	9	.111	97	128	.758	53	86	139	106	-	-	33	55	19	506	21.1	-
1988-89	15	600	153	270	.567	3	8	.375	63	80	.788	37	64	101	42	-	-	18	33	16	372	24.8	-
1989-90	9	366	90	181	.497	3	8	.250	36	43	.837	11	39	50	27	-	-	14	22	3	218	24.2	-
1990-91	18	733	161	346	.465	4	24	.167	53	72	.736	25	48	73	70	-	-	19	40	2	379	21.1	-
1992-93	5	148	32	86	.372	2	8	.250	3	5	.600	7	10	17	13	-	-	5	7	0	69	13.8	-
TOT	143	5297	1267	2329	.544	14	67	.209	474	652	.727	257	490	747	463	-	-	177	298	96	3022	21.1	-

## WAYNE YATES - 6-8, 235 - MEMPHIS STATE

NOVEMBER 7, 1937

### REGULAR SEASON

G	Min.	FG	FGA	Pct.	3FG	3FGA	PCT	FT	FTA	Pct.	Off.	Def.	Tot.	Ast.	PF	Do.	StL.	TO	Blk.	Pts.	Avg.	HI
1961-62	37	263	31	105	.295	-	-	-	10	22	.455	-	94	16	72	1	-	-	-	72	1.9	-

### PLAYOFFS

G	Min.	FG	FGA	Pct.	3FG	3FGA	PCT	FT	FTA	Pct.	Off.	Def.	Tot.	Ast.	PF	Do.	StL.	TO	Blk.	Pts.	Avg.	HI
1961-62	4	12	3	8	.375	-	-	-	1	2	.500	-	5	1	-	-	-	-	-	7	1.8	-

# ALL-TIME ROSTER WITH STATISTICS

## Nick Young - 6-7, 210 - USC

JUNE 1, 1985

### REGULAR SEASON

	G	Min.	FG	FGA	Pct.	3FG	3FGA	PCT	FT	FTA	Pct.	Off.	Def.	Tot.	Ast.	PF	Do.	StL.	TO	Blk.	Pts.	Avg.	HI
2013-14	64	1810	387	889	.435	135	350	.386	235	285	.825	29	137	166	95	156	2	46	95	12	1144	17.9	41
2014-15	42	1000	174	476	.366	83	225	.369	132	148	.892	17	79	96	41	83	0	23	44	11	563	13.4	29
2015-16	54	1033	126	372	.339	77	237	.325	63	76	.829	14	83	97	34	50	0	23	30	7	392	7.3	22
2016-17	60	1556	272	633	.430	170	421	.404	77	90	.856	25	113	138	58	137	0	37	36	14	791	13.2	32
<b>TOT</b>	<b>220</b>	<b>5399</b>	<b>959</b>	<b>2370</b>	<b>.405</b>	<b>465</b>	<b>1233</b>	<b>.377</b>	<b>507</b>	<b>599</b>	<b>.846</b>	<b>85</b>	<b>412</b>	<b>497</b>	<b>228</b>	<b>426</b>	<b>2</b>	<b>129</b>	<b>205</b>	<b>44</b>	<b>2890</b>	<b>13.1</b>	<b>-</b>

## IVICA ZUBAC - 7-1, 265 - MEGA LEKS (SERBIA)


MARCH 18, 1997

### REGULAR SEASON

	G	Min.	FG	FGA	Pct.	3FG	3FGA	PCT	FT	FTA	Pct.	Off.	Def.	Tot.	Ast.	PF	Do.	StL.	TO	Blk.	Pts.	Avg.	HI
2016-17	38	609	126	238	.529	0	3	.000	32	49	.653	41	118	159	30	66	0	14	30	33	284	7.5	25
2017-18	43	410	61	122	.500	0	1	.000	39	51	.765	45	78	123	25	47	0	8	26	15	161	3.7	19
<b>TOT</b>	<b>81</b>	<b>1019</b>	<b>187</b>	<b>360</b>	<b>.519</b>	<b>0</b>	<b>4</b>	<b>.000</b>	<b>71</b>	<b>100</b>	<b>.710</b>	<b>86</b>	<b>196</b>	<b>282</b>	<b>55</b>	<b>113</b>	<b>0</b>	<b>22</b>	<b>56</b>	<b>48</b>	<b>445</b>	<b>5.5</b>	<b>-</b>







# PLAYOFF RECORDS

280	Year-by-Year Results
281	All-Time Playoff W/L Records
281	Margin of Victory / Defeat
281	Head-to-Head vs. Opponents
282	Career Leaders
283	All-Time Single-Game Highs
284	Lakers Individual Records
285	All-Time Highs / Lows
286	Opponent Individual Records
287	Opp. All-Time Highs / Lows
288	Playoff Triple-Doubles
289	All-Time Playoff Scores

# YEAR-BY-YEAR PLAYOFF RESULTS

(Three Rounds: 1949, 1951-74 / Four Rounds: 1950, 1975-present)

## MINNEAPOLIS

Year	FIRST ROUND		DIVISION SEMIFINALS		DIVISION FINALS		NBA FINALS	
	Opponent	W-L	Opponent	W-L	Opponent	W-L	Opponent	W-L
1949	--	--	Chicago	2-0	Rochester	2-0	Washington	4-2
1950	Chicago	2-0*	Fort Wayne	2-0*	Anderson	2-0*	Syracuse	4-2
1951	--	--	Indianapolis	2-1	Rochester	1-3	--	--
1952	--	--	Indianapolis	2-0	Rochester	3-1	New York	4-3
1953	--	--	Indianapolis	2-0	Fort Wayne	3-2	New York	4-1
1954	--	--	Rochester	1-0*	Rochester	2-1	Syracuse	4-3
			Fort Wayne	2-0*				
1955	--	--	Rochester	2-1	Fort Wayne	1-3	--	--
1956	--	--	St. Louis	1-2	--	--	--	--
1957	--	--	Fort Wayne	2-0	St. Louis	0-3	--	--
1958	--	--	--	--	--	--	--	--
1959	--	--	Detroit	2-1	St. Louis	4-2	Boston	0-4
1960	--	--	Detroit	2-0	St. Louis	3-4	--	--
<b>Totals</b> (MIN only)		<b>2-0</b> (1,000)		<b>22-5</b> (815)		<b>21-19</b> (525)		<b>20-15</b> (571)

## LOS ANGELES

Year	FIRST ROUND		DIV./CONF. SEMIFINALS		DIV./CONF. FINALS		NBA FINALS	
	Opponent	W-L	Opponent	W-L	Opponent	W-L	Opponent	W-L
1961	--	--	Detroit	3-2	St. Louis	3-4	--	--
1962	--	--	Bye	--	Detroit	4-2	Boston	3-4
1963	--	--	Bye	--	St. Louis	4-3	Boston	2-4
1964	--	--	St. Louis	2-3	--	--	--	--
1965	--	--	Bye	--	Baltimore	4-2	Boston	1-4
1966	--	--	Bye	--	St. Louis	4-3	Boston	3-4
1967	--	--	San Francisco	0-3	--	--	--	--
1968	--	--	Chicago	4-1	San Francisco	4-0	Boston	2-4
1969	--	--	San Francisco	4-2	Atlanta	4-1	Boston	3-4
1970	--	--	Phoenix	4-3	Atlanta	4-0	New York	3-4
1971	--	--	Chicago	4-3	Milwaukee	1-4	--	--
1972	--	--	Chicago	4-0	Milwaukee	4-2	New York	4-1
1973	--	--	Chicago	4-3	Golden State	4-1	New York	1-4
1974	--	--	Milwaukee	1-4	--	--	--	--
1975	--	--	--	--	--	--	--	--
1976	--	--	--	--	--	--	--	--
1977	Bye	--	Golden State	4-3	Portland	0-4	--	--
1978	Seattle	1-2	--	--	--	--	--	--
1979	Denver	2-1	Seattle	1-4	--	--	--	--
1980	Bye	--	Phoenix	4-1	Seattle	4-1	Philadelphia	4-2
1981	Houston	1-2	--	--	--	--	--	--
1982	Bye	--	Phoenix	4-0	San Antonio	4-0	Philadelphia	4-2
1983	Bye	--	Portland	4-1	San Antonio	4-2	Philadelphia	0-4
1984	Kansas City	3-0	Dallas	4-1	Phoenix	4-2	Boston	3-4
1985	Phoenix	3-0	Portland	4-1	Denver	4-1	Boston	4-2
1986	San Antonio	3-0	Dallas	4-2	Houston	1-4	--	--
1987	Denver	3-0	Golden State	4-1	Seattle	4-0	Boston	4-2
1988	San Antonio	3-0	Utah	4-3	Dallas	4-3	Detroit	4-3
1989	Portland	3-0	Seattle	4-0	Phoenix	4-0	Detroit	0-4
1990	Houston	3-1	Phoenix	1-4	--	--	--	--
1991	Houston	3-0	Golden State	4-1	Portland	4-2	Chicago	1-4
1992	Portland	1-3	--	--	--	--	--	--
1993	Phoenix	2-3	--	--	--	--	--	--
1994	--	--	--	--	--	--	--	--
1995	Seattle	3-1	San Antonio	2-4	--	--	--	--
1996	Houston	1-3	--	--	--	--	--	--
1997	Portland	3-1	Utah	1-4	--	--	--	--
1998	Portland	3-1	Seattle	4-1	Utah	0-4	--	--
1999	Houston	3-1	San Antonio	0-4	--	--	--	--
2000	Sacramento	3-2	Phoenix	4-1	Portland	4-3	Indiana	4-2
2001	Portland	3-0	Sacramento	4-0	San Antonio	4-0	Philadelphia	4-1
2002	Portland	3-0	San Antonio	4-1	Sacramento	4-3	New Jersey	4-0
2003	Minnesota	4-2	San Antonio	2-4	--	--	--	--
2004	Houston	4-1	San Antonio	4-2	Minnesota	4-2	Detroit	1-4
2005	--	--	--	--	--	--	--	--
2006	Phoenix	3-4	--	--	--	--	--	--
2007	Phoenix	1-4	--	--	--	--	--	--
2008	Denver	4-0	Utah	4-2	San Antonio	4-1	Boston	2-4
2009	Utah	4-1	Houston	4-3	Denver	4-2	Orlando	4-1
2010	Oklahoma City	4-2	Utah	4-0	Phoenix	4-2	Boston	4-3
2011	New Orleans	4-2	Dallas	0-4	--	--	--	--
2012	Denver	4-3	Oklahoma City	1-4	--	--	--	--
2013	San Antonio	0-4	--	--	--	--	--	--
2014	--	--	--	--	--	--	--	--
2015	--	--	--	--	--	--	--	--
2016	--	--	--	--	--	--	--	--
2017	--	--	--	--	--	--	--	--
2018	--	--	--	--	--	--	--	--
<b>Totals</b> (LA Only)		<b>85-44</b> (,659)		<b>114-80</b> (,588)		<b>105-58</b> (,644)		<b>69-75</b> (,479)

\*1950 Format: Div. Semis, Div. Finals, NBA Semis, NBA Finals / \*Round Robin; Winners Advance to Div. Finals



# LAKERS ALL-TIME PLAYOFF RECORDS

## ALL-TIME BEST PLAYOFF RECORDS\*

	W	L	PCT
<b>Los Angeles Lakers</b>	<b>438</b>	<b>296</b>	<b>.597</b>
Boston Celtics	366	278	.568
Miami Heat	124	100	.554
San Antonio Spurs	219	177	.553
Cleveland Cavaliers	125	104	.546
Chicago Bulls	186	158	.541
Golden State Warriors	176	151	.538
Detroit Pistons	188	178	.514
Philadelphia 76ers	221	210	.513
Oklahoma City Thunder	160	159	.502

## ALL-TIME BEST HOME PLAYOFF RECORDS\*

	W	L	PCT
<b>Los Angeles Lakers</b>	<b>286</b>	<b>96</b>	<b>.749</b>
Boston Celtics	247	96	.720
Miami Heat	83	34	.709
Chicago Bulls	121	52	.699
Golden State Warriors	114	49	.699
San Antonio Spurs	135	63	.682
Cleveland Cavaliers	77	36	.681
Oklahoma City Thunder	111	53	.677
Detroit Pistons	123	59	.676
New York Knicks	124	61	.670

## ALL-TIME BEST ROAD PLAYOFF RECORDS\*

	W	L	PCT
<b>Los Angeles Lakers</b>	<b>152</b>	<b>200</b>	<b>.432</b>
San Antonio Spurs	84	114	.424
Cleveland Cavaliers	48	68	.414
Boston Celtics	119	182	.395
Miami Heat	41	66	.383
Chicago Bulls	65	106	.380
Golden State Warriors	62	102	.378
Brooklyn Nets	27	47	.365
Philadelphia 76ers	80	140	.364
Houston Rockets	54	95	.362

## LARGEST MARGIN OF VICTORY

Date	Opponent	Score	Margin
3/19/56	vs. St. Louis	133-75	58
4/21/73	at Golden State	126-70	56
4/17/86	vs. San Antonio	135-88	47
5/22/85	vs. Denver	153-109	44
4/28/84	vs. Dallas	134-91	43
5/12/09	vs. Houston	118-78	40
4/5/69	at San Francisco	118-78	40
5/25/01	vs. San Antonio	111-72	39
4/29/87	vs. Denver	140-103	37
4/9/70	vs. Phoenix	129-94	35
4/23/87	vs. Denver	128-95	33
6/3/84	vs. Boston	137-104	33

## LARGEST MARGIN OF DEFEAT

Date	Opponent	Score	Margin
6/17/08	at Boston	92-131	39
5/8/11	at Dallas	86-122	38
5/16/98	at Utah	77-112	35
5/27/85	at Boston	114-148	34
3/21/59	at St. Louis	90-124	34
6/16/00	at Indiana	87-120	33
6/6/82	at Philadelphia	102-135	33
4/25/65	at Boston	96-129	33
4/18/65	at Boston	110-142	32
4/26/13	vs. San Antonio	89-120	31
5/6/06	at Phoenix	90-121	31
3/24/59	at St. Louis	97-127	30

## HEAD-TO-HEAD PLAYOFF RESULTS VS. OPPONENTS

Team	G	Record	Series	Team	G	Record	Series	Team	G	Record	Series
Anderson Packers <sup>^</sup>	2	2-0	1-0	Golden State	35	24-11	6-1	Orlando	5	4-1	1-0
Allanta	54	29-25	5-5	(San Francisco)	11	8-3	2-1	Philadelphia	34	20-14	5-1
(St. Louis)	45	21-24	3-5	(Golden State)	24	16-8	4-0	(Syracuse)	13	8-5	2-0
(Atlanta)	9	8-1	2-0	Houston	35	20-15	5-3	(Philadelphia)	21	12-9	3-1
Boston	74	31-43	3-9	Indiana	6	4-2	1-0	Phoenix	62	38-24	8-4
Brooklyn	4	4-0	1-0	Indianapolis <sup>^</sup>	7	6-1	3-0	Portland	48	32-16	9-2
Charlotte	0	-	-	LA Clippers	0	-	-	Sacramento	36	25-11	8-1
Chicago	28	17-11	4-1	Memphis	0	-	-	(Rochester)	17	11-6	4-1
Chicago Slags <sup>^</sup>	4	4-0	2-0	Miami	0	-	-	(Kansas City)	3	3-0	1-0
Cleveland	0	-	-	Milwaukee	16	6-10	1-2	(Sacramento)	16	11-5	3-0
Dallas	22	12-10	3-1	Minnesota	12	8-4	2-0	San Antonio	56	34-22	8-4
Denver	28	21-7	6-0	New Orleans	6	4-2	1-0	Toronto	0	-	-
Detroit	47	26-21	9-3	New York	29	16-13	3-2	Utah	31	17-14	4-2
(Fl. Wayne)	15	10-5	4-1	Oklahoma City	41	26-15	6-3	Washington	6	4-2	1-0
(Detroit)	32	16-16	5-2	(Seattle)	30	21-9	5-2	Wash. Capitols <sup>^</sup>	6	4-2	1-0
				(Oklahoma City)	11	5-6	1-1				
<b>TOTALS</b>									<b>734</b>	<b>438-296</b>	<b>107-44</b>
										<b>(.597)</b>	<b>(.709)</b>

## LAKERS PLAYOFF CAREER LEADERS

### POINTS

Kobe Bryant	5,640
Jerry West	4,457
Kareem Abdul-Jabbar	4,070
Earvin Johnson	3,701
Elgin Baylor	3,623
Shaquille O'Neal	3,383
James Worthy	3,022
Byron Scott	2,223
Derek Fisher	1,700
George Mikan	1,680

### FIELD GOALS MADE

Kobe Bryant	2,014
Kareem Abdul-Jabbar	1,643
Jerry West	1,622
Elgin Baylor	1,388
Shaquille O'Neal	1,309
Earvin Johnson	1,291
James Worthy	1,267
Byron Scott	864
Pau Gasol	600
Michael Cooper / Derek Fisher	582

### 3-PT FG MADE

Kobe Bryant	292
Derek Fisher	219
Michael Cooper	124
Byron Scott	116
Robert Horry	83
Rick Fox	82
Sasha Vujacic	63
Nick Van Exel	60
Metta World Peace	59
Devean George	52

### FREE THROWS MADE

Kobe Bryant	1,320
Jerry West	1,213
Earvin Johnson	1,068
Elgin Baylor	847
Kareem Abdul-Jabbar	784
Shaquille O'Neal	765
George Mikan	554
James Worthy	474
Byron Scott	379
Pau Gasol	358

### REBOUNDS

Will Chamberlain	1,783
Elgin Baylor	1,725
Shaquille O'Neal	1,630
Kareem Abdul-Jabbar	1,525
Earvin Johnson	1,465
Kobe Bryant	1,119
Pau Gasol	937
A.C. Green	858
Jerry West	855
Lamar Odum	824

### ASSISTS

Earvin Johnson	2,346*
Kobe Bryant	1,040
Jerry West	970
Michael Cooper	703
Elgin Baylor	541
Kareem Abdul-Jabbar	540
Derek Fisher	507
Norm Nixon	465
James Worthy	463
Shaquille O'Neal	360

### GAMES

Kobe Bryant	220
Derek Fisher	193
Earvin Johnson	190
Kareem Abdul-Jabbar	180
Michael Cooper	168
Jerry West	153
Byron Scott	150
James Worthy	143
Elgin Baylor	134
A.C. Green	126

### FIELD GOALS ATTEMPTED

Kobe Bryant	4,499
Jerry West	3,460
Elgin Baylor	3,151
Kareem Abdul-Jabbar	3,024
Earvin Johnson	2,552
Shaquille O'Neal	2,352
James Worthy	2,329
Byron Scott	1,747
George Mikan	1,394
Derek Fisher	1,358

### 3-PT FG ATTEMPTED

Kobe Bryant	882
Derek Fisher	543
Michael Cooper	316
Byron Scott	286
Robert Horry	263
Rick Fox	230
Earvin Johnson	212
Nick Van Exel	196
Metta World Peace	195
Sasha Vujacic	164

### FREE THROWS ATTEMPTED

Kobe Bryant	1,617
Jerry West	1,507
Shaquille O'Neal	1,472
Earvin Johnson	1,274
Elgin Baylor	1,101
Kareem Abdul-Jabbar	1,037
George Mikan	705
Will Chamberlain	667
James Worthy	652
Pau Gasol	487

### DEFENSIVE REBOUNDS

Earvin Johnson	1,116
Kareem Abdul-Jabbar	1,087
Shaquille O'Neal	1,069
Kobe Bryant	889
Pau Gasol	645
Lamar Odum	605
A.C. Green	542
James Worthy	490
Kurt Rambis	438
Robert Horry	425

### OFFENSIVE REBOUNDS

Shaquille O'Neal	561
Kareem Abdul-Jabbar	438
Earvin Johnson	349
A.C. Green	316
Pau Gasol	292
James Worthy	257
Kobe Bryant	230
Lamar Odum	210
Kurt Rambis	189
Robert Horry	183

### STEALS

Earvin Johnson	358
Kobe Bryant	310
Derek Fisher	219
Byron Scott	204
Michael Cooper	203
James Worthy	177
Kareem Abdul-Jabbar	169
Robert Horry	120
Norm Nixon	89
Jamaal Wilkes	83

### BLOCKED SHOTS

Kareem Abdul-Jabbar	437
Shaquille O'Neal	310
Pau Gasol	178
Kobe Bryant	144
Andrew Bynum	110
Lamar Odum	97
Michael Cooper	96
James Worthy	96
Elden Campbell	90
Robert Horry	90

### MINUTES PLAYED

Kobe Bryant	8,641
Earvin Johnson	7,538
Kareem Abdul-Jabbar	6,646
Jerry West	6,321
Elgin Baylor	5,510
Derek Fisher	5,406
James Worthy	5,297
Shaquille O'Neal	4,992
Byron Scott	4,828
Michael Cooper	4,744

### FIELD GOAL % (MIN. 150 FGM)

Kurt Rambis	258-436	.592
Shaquille O'Neal	1309-2352	.557
James Worthy	1267-2329	.544
Kareem Abdul-Jabbar	1643-3024	.543
Mike McGee	184-341	.540
Will Chamberlain	483-909	.531
Pau Gasol	600-1155	.519
Vlade Divac	253-490	.516
Bob McAdoo	340-671	.507
Earvin Johnson	1291-2552	.506

### 3-PT FG % (MIN. 35 3FGM)

Trevor Ariza	41-88	.465
Eddie Jones	51-118	.432
Byron Scott	116-286	.406
Derek Fisher	219-543	.403
Glen Rice	38-95	.400

### FT % (MIN. 100 FTM)

Earvin Johnson	1068-1274	.838
Michael Cooper	293-355	.825
Byron Scott	379-463	.819
Kobe Bryant	1320-1617	.816
Gail Goodrich	336-412	.816

### SCORING AVERAGE (20 GAMES OR 300 PTS.)

Jerry West	29.1
Shaquille O'Neal	27.7
Elgin Baylor	27.0
Kobe Bryant	25.6
George Mikan	24.0
Kareem Abdul-Jabbar	22.7
James Worthy	21.1
Earvin Johnson	19.5
Jim McMillian	18.4
Gail Goodrich	17.9



# LAKERS/OPPONENT ALL-TIME SINGLE GAME PLAYOFF HIGHS

## LAKERS ALL-TIME SINGLE GAME HIGHS

### POINTS

Elgin Baylor	@ BOS	4/14/62	61
Jerry West	vs. BOS	4/23/69	53
Jerry West	vs. BAL	4/5/65	52
Kobe Bryant	vs. PHX	5/4/06	50
Kobe Bryant	vs. DEN	4/23/08	49
Jerry West	vs. BAL	4/3/65	49
Elgin Baylor	vs. DET	3/15/61	49
Kobe Bryant	@ SAC	5/13/01	48
Jerry West	@ BAL	4/9/65	48
Elgin Baylor	@ STL	3/27/61	47
Elgin Baylor	@ DET	3/18/61	47

### FIELD GOALS MADE

Elgin Baylor	@ BOS	4/14/62	22-46
Jerry West	vs. BOS	4/23/69	21-41
Shaquille O'Neal	vs. SAC	4/23/00	21-33
Shaquille O'Neal	vs. IND	6/7/00	21-31
Jerry West	@ BAL	4/9/65	20-43
Wilt Chamberlain	vs. NYK	5/6/70	20-27
Kobe Bryant	vs. PHX	5/4/06	20-35
Jerry West	vs. BOS	4/22/66	19-31
Gail Goodrich	vs. GSW	4/25/73	19-26
Kareem Abdul-Jabbar	vs. PHI	5/7/80	19-31
Shaquille O'Neal	vs. IND	6/19/00	19-32
Kobe Bryant	@ SAS	5/19/01	19-35

### FREE THROWS MADE

Kobe Bryant	vs. UTA	5/4/08	21-23
Jerry West	@ DET	4/3/62	20-23
Jerry West	vs. BAL	4/5/65	20-21
Earvin Johnson	vs. GSW	5/8/91	20-22
Jerry West	vs. BAL	4/3/65	19-21

### REBOUNDS

Wilt Chamberlain	vs. CHI	4/4/71	33
Wilt Chamberlain	vs. BOS	4/29/69	31
Wilt Chamberlain	vs. BOS	5/1/69	31
Wilt Chamberlain	vs. CHI	4/1/71	31
Wilt Chamberlain	vs. SFW	3/26/69	30

### ASSISTS

Earvin Johnson	vs. PHX	5/15/84	24
Earvin Johnson	@ POR	5/3/85	23
Earvin Johnson	vs. BOS	6/3/84	21
Earvin Johnson	vs. HOU	4/27/91	21
Earvin Johnson	@ POR	5/18/91	21
Earvin Johnson	@ HOU	5/16/86	20
Earvin Johnson	vs. BOS	6/4/87	20
Earvin Johnson	vs. DAL	5/31/88	20
Earvin Johnson	@ PHX	5/28/89	20
Earvin Johnson	vs. CHI	6/12/91	20

### STEALS

Earvin Johnson	vs. POR	4/24/83	7
Byron Scott	@ GSW	5/10/91	7

## BLOCKED SHOTS

Andrew Bynum	vs. DEN	4/29/12	10*
Kareem Abdul-Jabbar	vs. GSW	4/22/77	9
Kareem Abdul-Jabbar	@ POR	5/10/77	8
Kareem Abdul-Jabbar	@ POR	5/1/83	8
Kareem Abdul-Jabbar	vs. PHI	5/29/83	8
Shaquille O'Neal	@ SEA	5/12/98	8
Shaquille O'Neal	vs. PHI	6/8/01	8
Shaquille O'Neal	vs. SAS	5/9/04	8
Kareem Abdul-Jabbar	vs. DEN	4/10/79	7
Kareem Abdul-Jabbar	vs. SEA	4/18/79	7
Andrew Bynum	vs. BOS	6/6/10	7

## OPPONENT ALL-TIME SINGLE GAME HIGHS

### POINTS

Eric Floyd	@ GSW	5/10/87	51
Allen Iverson	vs. PHI	6/6/01	48

### FIELD GOALS MADE

Xavier McDaniel	@ SEA	5/23/87	20-29
Mark Aguirre	@ DAL	5/4/86	19-30

### FREE THROWS MADE

Tim Duncan	vs. SAS	5/22/99	19-23
------------	---------	---------	-------

### REBOUNDS

Bill Russell	@ BOS	4/18/62	40
Bill Russell	@ BOS	4/16/63	38

### ASSISTS

John Stockton	vs. UTA	5/17/88	24
Steve Nash	vs. PHX	4/29/07	23
John Stockton	vs. UTA	5/21/88	20
Tim Hardaway	vs. GSW	5/14/91	20
Bob Cousy	vs. BOS	4/7/59	19
Walt Frazier	@ NYK	5/8/70	19

### STEALS

Lionel Hollins	vs. POR	5/8/77	8
Tim Hardaway	vs. GSW	5/8/91	8
Derek Harper	vs. DAL	4/30/86	7

### BLOCKED SHOTS

Hakeem Olajuwon	vs. HOU	4/29/90	10*
Dwight Howard	@ ORL	6/11/09	9
Greg Ostertag	@ UTA	5/12/97	9

## LAKERS INDIVIDUAL PLAYOFF RECORDS

### POINTS

Game	61	Elgin Baylor	@ BOS	4/14/62
Half	33	Elgin Baylor	@ BOS	4/14/62
Quarter	22	Elgin Baylor	vs. DET	3/15/61

### FIELD GOAL % (MIN. 8 FGM)

Game	1.000*	Wilt Chamberlain	@ ATL (9-9)	4/17/69
Half	n/a	-	-	-
Quarter	n/a	-	-	-

### FIELD GOALS MADE

Game	22	Elgin Baylor	@ BOS	4/14/62
Half	12	Kobe Bryant	@ MIN	4/20/03
	12	Elgin Baylor	@ BOS	4/14/62
Quarter	10	Gail Goodrich	vs. GSW	4/25/73

### FIELD GOALS ATTEMPTED

Game	46	Elgin Baylor	@ BOS	4/14/62
Half	25	Elgin Baylor	@ BOS	4/14/62
Quarter	13	Kobe Bryant	@ SAS	5/13/03
	13	Mike McGee	vs. DEN	5/22/85
	13	Gail Goodrich	vs. GSW	4/25/73
	13	Elgin Baylor	@ BOS	4/14/62

### 3-PT FIELD GOALS MADE

Game	7	Robert Horry	@ UTA	5/6/97
	7	Nick Van Exel	vs. SEA	5/4/95
Half	n/a	-	-	-
Quarter	n/a	-	-	-

### 3-PT FIELD GOALS ATTEMPTED

Game	13	Nick Van Exel	vs. SEA	5/4/95
Half	11	Kobe Bryant	@ SAS	5/13/03
Quarter	n/a	-	-	-

### 3-PT FIELD GOAL % (MIN. 5 ATT.)

Game	1.000*	Robert Horry (7-7)	@ UTA	5/6/97
	1.000	Byron Scott (5-5)	vs. GSW	5/5/91

### FT MADE WITHOUT A MISS

Game	18	Kobe Bryant	vs. OKC	5/18/12
Half	14	Jerry West	vs. BAL	4/5/65
Quarter	11	Larry Spriggs	vs. DAL	4/28/84

### FREE THROWS MADE

Game	21	Kobe Bryant	vs. UTA	5/4/08
Half	19*	Earvin Johnson	vs. GSW	5/8/91
Quarter	12	Shaquille O'Neal	vs. POR	5/20/00

### FREE THROWS ATTEMPTED

Game	39*	Shaquille O'Neal	vs. IND	6/9/00
Half	27	Shaquille O'Neal	vs. POR	5/20/00
Quarter	25*	Shaquille O'Neal	vs. POR	5/20/00

### REBOUNDS

Game	33	Wilt Chamberlain	vs. CHI	4/4/71
Half	19	Wilt Chamberlain	vs. CHI	4/19/71
Quarter	n/a	-	-	-

### OFFENSIVE REBOUNDS

Game	11	Pau Gasol	vs. DEN	5/12/12
	11	Shaquille O'Neal	vs. SAC	5/6/01

### DEFENSIVE REBOUNDS

Game	19	Shaquille O'Neal	vs. IND	6/9/00
------	----	------------------	---------	--------

### ASSISTS

Game	24*	Earvin Johnson	vs. PHX	5/15/94
Half	15*	Earvin Johnson	@ POR	5/3/85
Quarter	10	Earvin Johnson	@ POR	5/18/91
	10	Earvin Johnson	vs. HOU	4/27/91
	10	Earvin Johnson	vs. DEN	5/22/85

### STEALS

Game	7	Earvin Johnson	vs. POR	4/24/83
	7	Byron Scott	@ GSW	5/10/91
Half	6	Byron Scott	@ GSW	5/10/91
Quarter	4	Kobe Bryant	vs. BOS	6/6/10

### BLOCKED SHOTS

Game	10*	Andrew Bynum	vs. DEN	4/29/12
Half	n/a	-	-	-
Quarter	n/a	-	-	-



# LAKERS ALL-TIME PLAYOFF HIGHS / LOWS

(Records for fewest/lowest exclude games & seasons before introduction of shot clock in 1954-55)

## CONSECUTIVE WINS

Overall	13		1988-89
One Season	11		1989, 2001
At Home	14	Minneapolis	1949-51
	13	Los Angeles	1987-88
On the Road	12*	Los Angeles	2000-02

## MOST POINTS

Game	153	vs. DEN	5/22/85
Half	82	vs. DEN	4/23/87
Quarter	51*	vs. DET	3/31/62
OT Period	22*	vs. NYK	5/1/70

## MOST FG MADE

Game	67*	vs. DEN	5/22/85
------	-----	---------	---------

## MOST FG ATTEMPTED

Game	116	twice, last vs. DEN	5/22/85
------	-----	---------------------	---------

## HIGHEST FG %

Game	.663	vs. SAS (57-86)	4/17/86
------	------	-----------------	---------

## MOST 3-PT FG MADE

Game	13	@ UTA	5/8/10
------	----	-------	--------

## MOST 3-PT FG ATTEMPTED

Game	32	@ PHX	5/23/10
Half	26	vs. SAC	5/24/02

## HIGHEST 3-PT FG %

Game	1.000	vs. DEN (4-4)	5/11/85
------	-------	---------------	---------

## MOST FT MADE

Game	49	vs. DEN	4/25/87
	49	vs. STL	3/21/56

## MOST FT ATTEMPTED

Game	68	vs. ATL	4/12/70
	68	vs. STL	3/21/56

## HIGHEST FT %

Game	1.000	@ DEN (24-24)	5/29/09
	1.000	@ BOS (10-10)	6/8/08
	.976	vs. OKC (41-42)	5/18/12

## MOST REBOUNDS

Game	81	vs. STL	3/24/61
------	----	---------	---------

## MOST OFFENSIVE REBOUNDS

Game	28	vs. SEA	4/14/78
------	----	---------	---------

## MOST DEFENSIVE REBOUNDS

Game	45	@ DEN	4/29/87
------	----	-------	---------

## MOST ASSISTS

Game	44	several times, last vs. BOS	6/4/87
------	----	-----------------------------	--------

## MOST PERSONAL FOULS

Game	42	twice, last vs. STL	3/17/56
------	----	---------------------	---------

## MOST STEALS

Game	19	vs. GSW	5/4/77
	19	vs. GSW	4/19/77

## MOST BLOCKED SHOTS

Game	15	vs. DEN	4/29/12
------	----	---------	---------

## MOST TURNOVERS

Game	28	@ POR	5/5/85
------	----	-------	--------

## CONSECUTIVE LOSSES

Overall	6	1973-74, 1991-92, 2012-13
One Season	4	1977, 1983, 1989, 1998, 1999
		2011, 2013
At Home	4	1983
On the Road	14	1973-74, 1977-79

## FEWEST POINTS

Game	68	@ DET	6/10/04
Half	28	@ MIL	4/7/74
Quarter	8	vs. POR	5/22/00
OT Period	0	@ FTW	3/22/55
	4	@ UTA	5/12/97

## FEWEST FG MADE

Game	25	@ MIN	5/23/04
	25	vs. HOU	4/17/04

## FEWEST FG ATTEMPTED

Game	62	vs. POR	4/27/97
------	----	---------	---------

## LOWEST FG %

Game	.272	vs. MIL (28-103)	4/9/72
------	------	------------------	--------

## FEWEST 3-PT FG MADE

Game	0	several times, last vs. SAC	5/8/01
------	---	-----------------------------	--------

## FEWEST 3-PT FG ATTEMPTED

Game	0	several times, last @ KCK	4/22/84
------	---	---------------------------	---------

## LOWEST 3-PT FG %

Game	.000	several times, last vs. SAC	5/8/01
------	------	-----------------------------	--------

## FEWEST FT MADE

Game	3	@ PHI	5/26/83
------	---	-------	---------

## FEWEST FT ATTEMPTED

Game	5	@ PHI	5/26/83
------	---	-------	---------

## LOWEST FT %

Game	.389	@ SAS (7-18)	5/5/04
------	------	--------------	--------

## FEWEST REBOUNDS

Game	27	@ ORL	6/9/09
------	----	-------	--------

## FEWEST OFFENSIVE REBOUNDS

Game	2	@ BOS	6/17/08
------	---	-------	---------

## FEWEST DEFENSIVE REBOUNDS

Game	16	@ ORL	6/9/09
------	----	-------	--------

## FEWEST ASSISTS

Game	7	@ PHX	5/2/07
	7	vs. STL	3/21/59

## FEWEST PERSONAL FOULS

Game	12	vs. DAL	5/2/11
	12	@ PHX	5/25/10
	12	@ GSW	4/21/73

## FEWEST TURNOVERS

Game	5	@ HOU	4/23/04
	5	vs. IND	6/19/00

## OPPONENT INDIVIDUAL PLAYOFF RECORDS

### POINTS

Game	51	Sleepy Floyd	@ GSW	5/10/87
Half	39	Sleepy Floyd	@ GSW	5/10/87
Quarter	29	Sleepy Floyd	@ GSW	5/10/87

### MOST FG MADE WITHOUT A MISS

Game	11	Scott Wedman	@ BOS	5/27/85
------	----	--------------	-------	---------

### FG MADE

Game	20	Xavier McDaniel	@ SEA	5/23/87
Half	15	Sleepy Floyd	@ GSW	5/10/87
Quarter	12	Sleepy Floyd	@ GSW	5/10/87

### FG ATTEMPTED

Game	41	Allen Iverson	vs. PHI	6/6/01
------	----	---------------	---------	--------

### 3-PT FG MADE WITHOUT A MISS

Game	6	Peja Stojakovic	vs. DAL	5/8/11
------	---	-----------------	---------	--------

### 3-PT FG MADE

Game	9	Jason Terry	@ DAL	5/8/11
Half	7	Ray Allen	vs. BOS	6/6/10
Quarter	5	Jason Terry	@ DAL	5/8/11
	5	Ray Allen	vs. BOS	6/6/10

### 3-PT FG ATTEMPTED

Game	13	Vernon Maxwell	vs. HOU	4/27/91
Half	8	Al Harrington	vs. DEN	5/12/12
	8	Ray Allen	vs. BOS	6/6/10
	8	Channing Frye	vs. PHX	5/27/10
	8	Rashard Lewis	@ ORL	6/14/09
	8	Leandro Barbosa	vs. PHX	4/26/07
Quarter	8	Vernon Maxwell	vs. HOU	4/27/91
	6	Al Harrington	vs. DEN	5/12/12
	6	Jason Terry	@ DAL	5/8/11
	6	Ray Allen	vs. BOS	6/6/10
	6	Rashard Lewis	vs. ORL	6/7/09
	6	Leandro Barbosa	vs. PHX	4/26/07
	6	Jaren Jackson	vs. SAS	5/23/99
	6	Sam Mack	vs. HOU	5/11/99
	6	Robert Horry	@ HOU	5/2/96
	6	Terry Porter	vs. POR	4/29/92
	6	Vernon Maxwell	vs. HOU	4/27/91

### FT MADE WITHOUT A MISS

Game	18	Karl Malone	vs. UTA	5/10/97
Half	12	George Gervin	vs. SAS	5/9/82

### FT MADE

Game	19	Tim Duncan	vs. SAS	5/22/99
Half	12	George Gervin	vs. SAS	5/9/82

### FT ATTEMPTED

Game	23	Tim Duncan	vs. SAS	5/22/99
Half	15	Amare Stoudemire	@ PHX	5/2/07
Quarter	11	Carl Landry	vs. HOU	5/6/09

### OFFENSIVE REBOUNDS

Game	12	Larry Smith	vs. GSW	5/12/87
Half	10	Larry Smith	vs. GSW	5/12/87
Quarter	6	Roy Tarpley	@ DAL	5/27/88

### DEFENSIVE REBOUNDS

Game	20*	Tim Duncan	vs. SAS	5/14/02
Half	13	Carlos Boozer	@ UTA	4/23/09
	13	Tim Duncan	vs. SAS	5/14/02
Quarter	9	Tim Duncan	vs. SAS	5/5/02
	9	James Donaldson	@ DAL	5/8/86

### REBOUNDS

Game	40	Bill Russell	@ BOS (OT)	4/18/62
Half	n/a	-	-	-
Quarter	19*	Bill Russell	@ BOS (OT)	4/18/62

### ASSISTS

Game	24*	John Stockton	vs. UTA	5/17/88
Half	15*	Steve Nash	vs. PHX	4/29/07
Quarter	8	Chris Paul	vs. NOH	4/26/11
	8	Chris Paul	vs. NOH	4/17/11
	8	Deron Williams	@ UTA	5/16/08
	8	Steve Nash	vs. PHX	4/29/07
	8	John Stockton	vs. UTA	5/17/88

### STEALS

Game	8	Lionel Hollins	vs. POR	5/8/77
	8	Tim Hardaway	vs. GSW	5/8/91
Half	6	Lionel Hollins	vs. POR	5/8/77
Quarter	4	Chuck Hayes	vs. HOU	5/17/09
	4	Rajon Rondo	@ BOS	6/17/08
	4	Latrell Sprewell	vs. MIN	5/25/04
	4	Doug Christie	vs. SAC	5/6/01
	4	Hakeem Olajuwon	vs. HOU	4/25/96

### BLOCKED SHOTS

Game	10*	Hakeem Olajuwon	vs. HOU	4/29/90
Half	7	Mark Eaton	vs. UTAH	5/10/88





# OPPONENT ALL-TIME PLAYOFF HIGHS / LOWS

(Records for fewest/lowest exclude games & seasons before introduction of shot clock in 1954-55)

## **MOST POINTS**

Game	148	@ BOS	5/27/85
Half	81	@ PHI	6/6/82
Quarter	45	@ DAL	5/4/86

## **HIGHEST FG %**

Game	.625	@ ORL (40-64)	6/9/09
------	------	---------------	--------

## **MOST FG MADE**

Game	62	@ BOS	5/27/85
------	----	-------	---------

## **MOST FG ATTEMPTED**

Game	125	@ STL	5/21/61
------	-----	-------	---------

## **HIGHEST 3-PT FG %**

Game	1.000*	@ DAL (5-5)	5/4/86
------	--------	-------------	--------

## **MOST 3-PT FG MADE**

Game	20	@ DAL	5/8/11
------	----	-------	--------

## **MOST 3-PT FG ATTEMPTED**

Game	32	@ DAL	5/8/11
------	----	-------	--------

## **HIGHEST FT %**

Game	1.000	@ PHX (18-18)	4/26/06
------	-------	---------------	---------

## **MOST FT MADE**

Game	43	@ BOS	6/12/84
------	----	-------	---------

## **MOST FT ATTEMPTED**

Game	70*	@ STL	3/17/56
	55	vs. BOS	4/26/66

## **MOST REBOUNDS**

Game	82	@ BOS	4/8/62
------	----	-------	--------

## **MOST OFFENSIVE REBOUNDS**

Game	28	@ SEA	5/25/87
------	----	-------	---------

## **MOST DEFENSIVE REBOUNDS**

Game	43	@ MIN	4/22/03
	43	@ SAS	5/8/95
	43	@ MIL	4/7/74

## **MOST ASSISTS**

Game	44	vs. PHX	4/9/80
Half	25	@ PHI	6/6/82

## **MOST PERSONAL FOULS**

Game	38	vs. IND	6/9/00
------	----	---------	--------

## **MOST STEALS**

Game	18	@ BOS	6/17/08
Half	11	several times, last vs. SA	4/29/88

## **MOST BLOCKED SHOTS**

Game	17	vs. OKC	4/20/10
------	----	---------	---------

## **MOST TURNOVERS**

Game	26	vs. NYK	4/30/72
------	----	---------	---------

## **FEWEST POINTS**

Game	65	vs. PHX	5/16/00
Half	23*	vs. PHX	5/16/00
Quarter	8	vs. UTA	5/8/88

## **LOWEST FG %**

Game	.233*	@ GSW (27-116)	4/23/73
------	-------	----------------	---------

## **FEWEST FG MADE**

Game	23	vs. ORL	6/4/09
	23	vs. PHX	5/7/00

## **FEWEST FG ATTEMPTED**

Game	64	@ ORL	6/9/09
------	----	-------	--------

## **LOWEST 3-PT FG %**

Game	.000		several times
------	------	--	---------------

## **FEWEST 3-PT FG MADE**

Game	0		several times
------	---	--	---------------

## **FEWEST 3-PT FG ATTEMPTED**

Game	0	several, last @ HOU	5/16/86
------	---	---------------------	---------

## **LOWEST FT %**

Game	.429	@ SAS (9-21)	5/2/04
	.429	vs. DEN (9-21)	4/23/87

## **FEWEST FT MADE**

Game	5	vs. SAS	5/23/08
------	---	---------	---------

## **FEWEST FT ATTEMPTED**

Game	8	@ CHI	6/5/91
------	---	-------	--------

## **FEWEST REBOUNDS**

Game	18*	vs. SAS	4/17/86
Half	4	vs. SAS	4/17/86

## **FEWEST OFFENSIVE REBOUNDS**

Game	1*	@ PHX	5/6/06
------	----	-------	--------

## **FEWEST DEFENSIVE REBOUNDS**

Game	13	vs. SAS	4/17/86
------	----	---------	---------

## **FEWEST ASSISTS**

Game	6	@ CHI	3/29/68
------	---	-------	---------

## **FEWEST PERSONAL FOULS**

Game	11	@ PHX	4/22/07
------	----	-------	---------

## **FEWEST STEALS**

Game	1	@ HOU	4/23/04
	1	vs. SAC	4/27/00

## **FEWEST BLOCKED SHOTS**

Game	0	vs. UTA	4/19/09
	0	vs. DAL	5/8/96

## **FEWEST TURNOVERS**

Game	3*	vs. NOH	4/17/11
------	----	---------	---------

## LAKERS ALL-TIME PLAYOFF TRIPLE-DOUBLES

---

### Earvin "Magic" Johnson (30)

---

4/8/80	vs. PHX	13 Pts, 12 Reb, 16 Ast	W	119-
110*				
4/9/80	vs. PHX	25 Pts, 13 Reb, 11 Ast	W	131-
128*				
4/25/80	@ SEA	14 Pts, 11 Reb, 10 Ast	W	104-100
4/30/80	vs. SEA	20 Pts, 10 Reb, 10 Ast	W	111-105
5/14/80	vs. PHI	14 Pts, 15 Reb, 10 Ast	W	108-103
4/27/82	vs. PHX	23 Pts, 10 Reb, 10 Ast	W	115-96
4/28/82	vs. PHX	19 Pts, 12 Reb, 12 Ast	W	117-98
5/2/82	@ PHX	15 Pts, 11 Reb, 12 Ast	W	112-107
5/9/82	vs. SAS	13 Pts, 16 Reb, 14 Ast	W	128-117
6/8/82	vs. PHI	13 Pts, 13 Reb, 13 Ast	W	114-104
5/10/83	vs. SAS	28 Pts, 12 Reb, 12 Ast	L	113-122
5/13/83	@ SAS	13 Pts, 11 Reb, 13 Ast	W	113-100
5/18/83	vs. SAS	16 Pts, 11 Reb, 19 Ast	L	112-117
4/22/84	@ KCK	17 Pts, 10 Reb, 13 Ast	W	108-102
5/6/84	@ DAL	14 Pts, 11 Reb, 16 Ast	W	122-
115*				
5/25/84	@ PHX	16 Pts, 11 Reb, 13 Ast	W	99-97
6/3/84	vs. BOS	14 Pts, 11 Reb, 21 Ast	W	137-104
6/6/84	vs. BOS	20 Pts, 11 Reb, 17 Ast	L	125-
129*				
6/5/85	vs. BOS	20 Pts, 11 Reb, 12 Ast	L	105-107
6/9/85	@ BOS	14 Pts, 10 Reb, 14 Ast	W	111-100
4/23/86	@ SAS	14 Pts, 10 Reb, 17 Ast	W	114-94
5/4/86	@ DAL	29 Pts, 15 Reb, 14 Ast	L	118-120
5/18/86	@ HOU	20 Pts, 12 Reb, 11 Ast	L	95-105
5/5/87	vs. GSW	25 Pts, 12 Reb, 14 Ast	W	125-116
5/9/87	@ GSW	20 Pts, 10 Reb, 14 Ast	W	133-108
5/19/87	vs. SEA	20 Pts, 10 Reb, 10 Ast	W	112-104
5/5/81	vs. GSW	21 Pts, 10 Reb, 17 Ast	W	126-116
5/14/91	vs. GSW	28 Pts, 14 Reb, 12 Ast	W	124-
119*				
6/2/91	@ CHI	19 Pts, 10 Reb, 11 Ast	W	93-91
6/12/91	vs. CHI	16 Pts, 11 Reb, 20 Ast	L	101-108

### Elgin Baylor (4)

---

3/24/61	vs. STL	25 Pts, 18 Reb, 10 Ast	W	118-112
3/25/64	vs. STL	23 Pts, 16 Reb, 11 Ast	W	107-105
4/20/69	vs. ATL	29 Pts, 11 Reb, 12 Ast	W	104-96
4/29/70	vs. NYK	13 Pts, 12 Reb, 11 Ast	L	108-
111*				

### Andrew Bynum (1)

---

4/29/12	vs. DEN	10 Pts, 13 Reb, 10 Blk	W	103-88
---------	---------	------------------------	---	--------

### Wilt Chamberlain (1)

---

4/7/70	@ PHX	12 Pts, 26 Reb, 11 Ast	W	104-93
--------	-------	------------------------	---	--------

### Pau Gasol (1)

---

4/26/13	vs. SAS	11 Pts, 13 Reb, 10 Ast	L	89-120
---------	---------	------------------------	---	--------

### Jerry West (1)

---

5/5/69	vs. BOS	42 Pts, 13 Reb, 12 Ast	L	106-108
--------	---------	------------------------	---	---------

### James Worthy (1)

---

6/21/88	@ DET	36 Pts, 16 Reb, 10 Ast	W	108-105
---------	-------	------------------------	---	---------



## ALL-TIME PLAYOFF SCORES

### 1949

<b>Western Division Semifinals (2-0)</b>				
3/23	vs.	Chicago	84-77	W 1-0
3/24	@	Chicago	101-85	W 2-0

<b>Western Division Finals (2-0)</b>				
3/27	@	Rochester	80-79	W 1-0
3/29	vs.	Rochester	67-55	W 2-0

<b>NBA Finals (4-2)</b>				
4/4	vs.	Washington	88-84	W 1-0
4/6	vs.	Washington	76-62	W 2-0
4/8	@	Washington	94-74	W 3-0
4/9	@	Washington	71-83	L 3-1
4/11	@	Washington	66-74	L 3-2
4/13	vs.	Washington	77-56	W 4-2

### 1950

<b>Central Division Semifinals (2-0)</b>				
3/22	vs.	Chicago	85-75	W 1-0
3/25	@	Chicago	75-67	W 2-0

<b>Central Division Finals (2-0)</b>				
3/27	vs.	Fl. Wayne	93-79	W 1-0
3/28	@	Fl. Wayne	89-82	W 2-0

<b>NBA Semifinals (2-0)</b>				
4/5	vs.	Anderson	75-50	W 1-0
4/6	@	Anderson	90-71	W 2-0

<b>NBA Finals (4-2)</b>				
4/8	@	Syracuse	68-66	W 1-0
4/9	@	Syracuse	85-91	L 1-1
4/14	vs.	Syracuse	91-77	W 2-1
4/16	vs.	Syracuse	77-69	W 3-1
4/20	@	Syracuse	76-83	L 3-2
4/23	vs.	Syracuse	110-95	W 4-2

### 1951

<b>Western Division Semifinals (2-1)</b>				
3/21	vs.	Indianapolis	95-81	W 1-0
3/23	@	Indianapolis	88-108	L 1-1
3/25	vs.	Indianapolis	85-80	W 2-1

<b>Western Division Finals (1-3)</b>				
3/29	vs.	Rochester	76-73	W 1-0
3/31	vs.	Rochester	66-70	L 1-1
4/1	@	Rochester	70-83	L 1-2
4/3	@	Rochester	75-80	L 1-3

### 1952

<b>Western Division Semifinals (2-0)</b>				
3/23	vs.	Indianapolis	78-70	W 1-0
3/25	@	Indianapolis	94-87	W 2-0

<b>Western Division Finals (3-1)</b>				
3/29	@	Rochester	78-88	L 0-1
3/30	@	Rochester	83-78	W 1-1
4/5	vs.	Rochester	77-67	W 2-1
4/6	vs.	Rochester	82-80	W 3-1

<b>NBA Finals (4-3)</b>				
4/12	vs.	New York	83-79	W 1-0
4/13	vs.	New York	72-80	L 1-1
4/16	@	New York	83-77	W 2-1
4/18	@	New York	89-90	L 2-2
4/20	vs.	New York	102-89	W 3-2
4/23	@	New York	68-76	L 3-3
4/25	vs.	New York	82-65	W 4-3

### 1953

<b>Western Division Semifinals (2-0)</b>				
3/22	vs.	Indianapolis	85-69	W 1-0
3/23	@	Indianapolis	81-79	W 2-0

<b>Western Division Finals (3-2)</b>				
3/26	vs.	Fl. Wayne	83-73	W 1-0
3/28	vs.	Fl. Wayne	82-75	W 2-0
3/30	@	Fl. Wayne	95-98	L 2-1
4/1	@	Fl. Wayne	82-85	L 2-2
4/2	vs.	Fl. Wayne	74-58	W 3-2

<b>NBA Finals (4-1)</b>				
4/4	vs.	New York	88-96	L 0-1
4/5	vs.	New York	73-71	W 1-1
4/7	@	New York	90-75	W 2-1
4/8	@	New York	71-69	W 3-1
4/10	@	New York	91-84	W 4-1

### 1954

<b>Western Division Round Robin (3-0)</b>				
3/17	vs.	Rochester	109-88	W 1-0
3/18	@	Fl. Wayne	90-85	W 2-0
3/20	vs.	Fl. Wayne	78-73	W 3-0

<b>Western Division Finals (2-1)</b>				
3/24	vs.	Rochester	89-76	W 1-0
3/27	@	Rochester	73-74	L 1-1
3/28	vs.	Rochester	78-73	W 2-1

<b>NBA Finals (4-3)</b>				
3/31	vs.	Syracuse	79-68	W 1-0
4/3	vs.	Syracuse	60-62	L 1-1
4/4	@	Syracuse	81-67	W 2-1
4/8	@	Syracuse	69-80	L 2-2
4/10	@	Syracuse	84-73	W 3-2
4/11	vs.	Syracuse	63-65	L 3-3
4/12	vs.	Syracuse	87-80	W 4-3

### 1955

<b>Western Division Semifinals (2-1)</b>				
3/16	vs.	Rochester	82-78	W 1-0
3/18	@	Rochester	92-94	L 1-1
3/19	vs.	Rochester	119-110	W 2-1

<b>Western Division Finals (1-3)</b>				
3/20	@	Fl. Wayne	79-96	L 0-1
3/22	@	Fl. Wayne	97-98	L 0-2
3/23	vs.	Fl. Wayne	99-91	W 1-2
3/27	vs.	Fl. Wayne	96-105	L 1-3

### 1956

<b>Western Division Semifinals (1-2)</b>				
3/17	@	St. Louis	115-116	L 0-1
3/19	vs.	St. Louis	133-75	W 1-1
3/21	vs.	St. Louis	115-116	L 1-2

### 1957

<b>Western Division Semifinals (2-0)</b>				
3/17	vs.	Fl. Wayne	131-127	W 1-0
3/19	@	Fl. Wayne	110-108	W 2-0

<b>Western Division Finals (0-3)</b>				
3/21	@	St. Louis	109-118	L 0-1
3/24	@	St. Louis	104-106	L 0-2
3/25	vs.	St. Louis	135-143 (2OT)	L 0-3

# ALL-TIME PLAYOFF SCORES

## 1959

Western Division Semifinals (2-1)				
3/14	vs.	Detroit	92-89	W 1-0
3/15	@	Detroit	103-117	L 1-1
3/18	vs.	Detroit	129-102	W 2-1

Western Division Finals (4-2)				
3/21	@	St. Louis	90-124	L 0-1
3/22	vs.	St. Louis	106-98	W 1-1
3/24	@	St. Louis	97-127	L 1-2
3/26	vs.	St. Louis	108-98	W 2-2
3/28	@	St. Louis	98-97	W 3-2
3/29	vs.	St. Louis	106-104	W 4-2

NBA Finals (0-4)				
4/4	@	Boston	115-118	L 0-1
4/5	@	Boston	108-128	L 0-2
4/7	vs.	Boston	110-123	L 0-3
4/9	vs.	Boston	113-118	L 0-4

## 1960

Western Division Semifinals (2-0)				
3/12	@	Detroit	113-112	W 1-0
3/13	vs.	Detroit	114-99	W 2-0

Western Division Finals (3-4)				
3/16	@	St. Louis	99-112	L 0-1
3/17	@	St. Louis	120-113	W 1-1
3/19	vs.	St. Louis	89-93	L 1-2
3/20	vs.	St. Louis	103-101	W 2-2
3/22	@	St. Louis	117-110	W 3-2
3/24	vs.	St. Louis	96-117	L 3-3
3/26	@	St. Louis	86-97	L 3-4

## 1961

Western Division Semifinals (3-2)				
3/14	vs.	Detroit	120-102	W 1-0
3/15	vs.	Detroit	120-118	W 2-0
3/17	@	Detroit	113-124	L 2-1
3/18	@	Detroit	114-123	L 2-2
3/19	vs.	Detroit	137-120	W 3-2

Western Division Finals (3-4)				
3/21	@	St. Louis	122-118	W 1-0
3/22	@	St. Louis	106-121	L 1-1
3/24	vs.	St. Louis	118-112	W 2-1
3/25	vs.	St. Louis	117-118	L 2-2
3/27	@	St. Louis	121-112	W 3-2
3/29	vs.	St. Louis	113-114 (OT)	L 3-3
4/1	@	St. Louis	103-105	L 3-4

## 1962

Western Division Finals (4-2)				
3/24	vs.	Detroit	132-108	W 1-0
3/25	vs.	Detroit	127-112	W 2-0
3/27	@	Detroit	111-106	W 3-0
3/29	@	Detroit	117-118	L 3-1
3/31	vs.	Detroit	125-132	L 3-2
4/3	@	Detroit	123-117	W 4-2

NBA Finals (3-4)				
4/7	@	Boston	108-122	L 0-1
4/8	@	Boston	129-122	W 1-1
4/10	vs.	Boston	117-115	W 2-1
4/11	vs.	Boston	103-115	L 2-2
4/14	@	Boston	126-121	W 3-2
4/16	vs.	Boston	105-119	L 3-3
4/18	@	Boston	107-110 (OT)	L 3-4

## 1963

Western Division Finals (4-3)				
3/31	vs.	St. Louis	112-104	W 1-0
4/2	vs.	St. Louis	101-99	W 2-0
4/4	@	St. Louis	112-125	L 2-1
4/6	@	St. Louis	114-124	L 2-2
4/7	vs.	St. Louis	123-100	W 3-2
4/9	@	St. Louis	113-121	L 3-3
4/11	vs.	St. Louis	115-100	W 4-3

NBA Finals (2-4)				
4/14	@	Boston	114-117	L 0-1
4/16	@	Boston	106-116	L 0-2
4/17	vs.	Boston	119-99	W 1-2
4/19	vs.	Boston	105-108	L 1-3
4/21	@	Boston	126-119	W 2-3
4/24	vs.	Boston	109-112	L 2-4

## 1964

Western Division Semifinals (2-3)				
3/21	@	St. Louis	104-115	L 0-1
3/22	@	St. Louis	90-106	L 0-2
3/25	vs.	St. Louis	107-105	W 1-2
3/28	vs.	St. Louis	97-88	W 2-2
3/30	@	St. Louis	108-121	L 2-3

## 1965

Western Division Finals (4-2)				
4/3	vs.	Baltimore	121-115	W 1-0
4/5	vs.	Baltimore	118-115	W 2-0
4/7	@	Baltimore	115-122	L 2-1
4/9	@	Baltimore	112-114	L 2-2
4/11	vs.	Baltimore	120-112	W 3-2
4/13	@	Baltimore	117-115	W 4-2

NBA Finals (1-4)				
4/18	@	Boston	110-142	L 0-1
4/19	@	Boston	123-129	L 0-2
4/21	vs.	Boston	126-105	W 1-2
4/23	vs.	Boston	99-112	L 1-3
4/25	@	Boston	96-129	L 1-4

## 1966

Western Division Finals (4-3)				
4/1	vs.	St. Louis	129-106	W 1-0
4/3	vs.	St. Louis	125-116	W 2-0
4/6	@	St. Louis	113-120	L 2-1
4/9	@	St. Louis	107-95	W 3-1
4/10	vs.	St. Louis	100-112	L 3-2
4/13	@	St. Louis	127-131	L 3-3
4/15	vs.	St. Louis	130-121	W 4-3

NBA Finals (3-4)				
4/17	@	Boston	133-129 (OT)	W 1-0
4/19	@	Boston	109-129	L 1-1
4/20	vs.	Boston	106-120	L 1-2
4/22	vs.	Boston	117-122	L 1-3
4/24	@	Boston	121-117	W 2-3
4/26	vs.	Boston	123-115	W 3-3
4/28	@	Boston	93-95	L 3-4

## 1967

Western Division Semifinals (0-3)				
3/21	@	San Francisco	108-124	L 0-1
3/23	vs.	San Francisco	102-113	L 0-2
3/26	@	San Francisco	115-122	L 0-3



# ALL-TIME PLAYOFF SCORES

## 1968

Western Division Semifinals (4-1)				
3/24	vs.	Chicago	109-101	W 1-0
3/25	vs.	Chicago	111-106	W 2-0
3/27	@	Chicago	98-104	L 2-1
3/29	@	Chicago	93-87	W 3-1
3/31	vs.	Chicago	122-99	W 4-1

Western Division Finals (4-0)				
4/5	vs.	San Francisco	133-105	W 1-0

4/10	vs.	San Francisco	115-112	W 2-0
4/11	@	San Francisco	128-124	W 3-0
4/13	@	San Francisco	106-100	W 4-0

NBA Finals (2-4)				
4/21	@	Boston	101-107	L 0-1
4/24	@	Boston	123-113	W 1-1
4/26	vs.	Boston	119-127	L 1-2
4/28	vs.	Boston	119-105	W 2-2
4/30	@	Boston	117-120 (OT)	L 2-3
5/2	vs.	Boston	109-124	L 2-4

## 1969

Western Division Semifinals (4-2)				
3/26	vs.	San Francisco	94-99	L 0-1
3/28	vs.	San Francisco	101-107	L 0-2
3/31	@	San Francisco	115-98	W 1-2
4/2	@	San Francisco	103-88	W 2-2
4/4	vs.	San Francisco	103-98	W 3-2
4/5	@	San Francisco	118-78	W 4-2

Western Division Finals (4-1)				
4/11	vs.	Atlanta	95-93	W 1-0
4/13	vs.	Atlanta	104-102	W 2-0
4/15	@	Atlanta	80-99	L 2-1
4/17	@	Atlanta	100-85	W 3-1
4/20	vs.	Atlanta	104-96	W 4-1

NBA Finals (3-4)				
4/23	vs.	Boston	120-118	W 1-0
4/25	vs.	Boston	118-112	W 2-0
4/27	@	Boston	105-111	L 2-1
4/29	@	Boston	88-89	L 2-2
5/1	vs.	Boston	117-104	W 3-2
5/3	@	Boston	90-99	L 3-3
5/5	vs.	Boston	106-108	L 3-4

## 1970

Western Division Semifinals (4-3)				
3/25	vs.	Phoenix	128-112	W 1-0
3/29	vs.	Phoenix	101-114	L 1-1
4/2	@	Phoenix	98-112	L 1-2
4/4	@	Phoenix	102-112	L 1-3
4/5	vs.	Phoenix	138-121	W 2-3
4/7	@	Phoenix	104-93	W 3-3
4/9	vs.	Phoenix	129-94	W 4-3

Western Division Finals (4-0)				
4/12	@	Atlanta	119-115	W 1-0
4/14	@	Atlanta	105-94	W 2-0
4/16	vs.	Atlanta	115-114 (OT)	W 3-0
4/19	vs.	Atlanta	133-114	W 4-0

NBA Finals (3-4)				
4/24	@	New York	112-124	L 0-1
4/27	@	New York	105-103	W 1-1
4/29	vs.	New York	108-111 (OT)	L 1-2
5/1	vs.	New York	121-115 (OT)	W 2-2
5/4	@	New York	100-107	L 2-3
5/6	vs.	New York	135-113	W 3-3
5/8	@	New York	99-113	L 3-4

## 1971

Western Conference Semifinals (4-3)				
3/24	vs.	Chicago	100-99	W 1-0
3/26	vs.	Chicago	105-95	W 2-0
3/28	@	Chicago	98-106	L 2-1
3/30	@	Chicago	102-112	L 2-2
4/1	vs.	Chicago	115-86	W 3-2
4/4	@	Chicago	99-113	L 3-3
4/6	vs.	Chicago	109-98	W 4-3

Western Conference Finals (1-4)				
4/9	@	Milwaukee	85-106	L 0-1
4/11	@	Milwaukee	73-91	L 0-2
4/14	vs.	Milwaukee	118-107	W 1-2
4/16	vs.	Milwaukee	94-117	L 1-3
4/18	@	Milwaukee	98-116	L 1-4

## 1972

Western Conference Semifinals (4-0)				
3/28	vs.	Chicago	95-80	W 1-0
3/30	vs.	Chicago	131-124	W 2-0
4/2	@	Chicago	108-101	W 3-0
4/4	@	Chicago	108-97	W 4-0

Western Conference Finals (4-2)				
4/9	vs.	Milwaukee	72-93	L 0-1
4/12	vs.	Milwaukee	135-134	W 1-1
4/14	@	Milwaukee	108-105	W 2-1
4/16	@	Milwaukee	88-114	L 2-2
4/18	vs.	Milwaukee	115-90	W 3-2
4/22	@	Milwaukee	104-100	W 4-2

NBA Finals (4-1)				
4/26	vs.	New York	92-114	L 0-1
4/30	vs.	New York	106-92	W 1-1
5/3	@	New York	107-96	W 2-1
5/5	@	New York	116-111 (OT)	W 3-1
5/7	vs.	New York	114-100	W 4-1

## 1973

Western Conference Semifinals (4-3)				
3/30	vs.	Chicago	107-104	W 1-0
4/1	vs.	Chicago	108-93	W 2-0
4/6	@	Chicago	86-96	L 2-1
4/8	@	Chicago	94-98	L 2-2
4/10	vs.	Chicago	123-102	W 3-2
4/13	@	Chicago	93-101	L 3-3
4/15	vs.	Chicago	95-92	W 4-3

Western Conference Finals (4-1)				
4/17	vs.	Golden State	101-99	W 1-0
4/19	vs.	Golden State	104-93	W 2-0
4/21	@	Golden State	126-70	W 3-0
4/23	@	Golden State	109-117	L 3-1
4/25	vs.	Golden State	128-118	W 4-1

NBA Finals (1-4)				
5/1	vs.	New York	115-112	W 1-0
5/3	vs.	New York	95-99	L 1-1
5/6	@	New York	83-87	L 1-2
5/8	@	New York	98-103	L 1-3
5/10	vs.	New York	93-102	L 1-4

## 1974

Western Conference Semifinals (1-4)				
3/29	@	Milwaukee	95-99	L 0-1
3/31	@	Milwaukee	90-109	L 0-2
4/2	vs.	Milwaukee	98-96	W 1-2
4/4	vs.	Milwaukee	90-112	L 1-3
4/7	@	Milwaukee	92-114	L 1-4

# ALL-TIME PLAYOFF SCORES

## 1977

Western Conference Semifinals (4-3)				
4/20	vs.	Golden State	115-106	W 1-0
4/22	vs.	Golden State	95-86	W 2-0
4/24	@	Golden State	105-109	L 2-1
4/26	@	Golden State	103-114	L 2-2
4/29	vs.	Golden State	112-105	W 3-2
5/1	@	Golden State	106-115	L 3-3
5/4	vs.	Golden State	97-84	W 4-3
Western Conference Finals (0-4)				
5/6	vs.	Portland	109-121	L 0-1
5/8	vs.	Portland	97-99	L 0-2
5/10	@	Portland	97-102	L 0-3
5/13	@	Portland	101-105	L 0-4

## 1978

Western Conference First Round (1-2)				
4/12	@	Seattle	90-102	L 0-1
4/14	vs.	Seattle	105-99	W 1-1
4/16	@	Seattle	102-111	L 1-2

## 1979

Western Conference First Round (2-1)				
4/10	@	Denver	105-110	L 0-1
4/13	vs.	Denver	121-109	W 1-1
4/15	@	Denver	112-111	W 2-1
Western Conference Semifinals (1-4)				
4/17	@	Seattle	101-112	L 0-1
4/18	@	Seattle	103-108 (OT)	L 0-2
4/20	vs.	Seattle	118-112 (OT)	W 1-2
4/22	vs.	Seattle	115-117	L 1-3
4/25	@	Seattle	100-106	L 1-4

## 1980

Western Conference Semifinals (4-1)				
4/8	vs.	Phoenix	119-110 (OT)	W 1-0
4/9	vs.	Phoenix	131-128 (OT)	W 2-0
4/11	@	Phoenix	108-105	W 3-0
4/13	@	Phoenix	101-127	L 3-1
4/15	vs.	Phoenix	126-101	W 4-1
Western Conference Finals (4-1)				
4/22	vs.	Seattle	108-107	L 0-1
4/23	vs.	Seattle	108-99	W 1-1
4/25	@	Seattle	104-100	W 2-1
4/27	@	Seattle	98-93	W 3-1
4/30	vs.	Seattle	111-105	W 4-1
NBA Finals (4-2)				
5/4	vs.	Philadelphia	109-102	W 1-0
5/7	vs.	Philadelphia	104-107	L 1-1
5/10	@	Philadelphia	111-101	W 2-1
5/11	@	Philadelphia	102-105	L 2-2
5/14	vs.	Philadelphia	108-103	W 3-2
5/16	@	Philadelphia	123-107	W 4-2

## 1981

Western Conference First Round (1-2)				
5/1	vs.	Houston	107-111	L 0-1
5/3	@	Houston	111-106	W 1-1
5/5	vs.	Houston	86-89	L 1-2

## 1982

Western Conference Semifinals (4-0)				
4/27	vs.	Phoenix	115-96	W 1-0
4/28	vs.	Phoenix	117-98	W 2-0
4/30	@	Phoenix	114-106	W 3-0
5/2	@	Phoenix	112-107	W 4-0
Western Conference Finals (4-0)				
5/9	vs.	San Antonio	128-117	W 1-0
5/11	vs.	San Antonio	110-101	W 2-0
5/14	@	San Antonio	118-108	W 3-0
5/15	@	San Antonio	128-123	W 4-0
NBA Finals (4-2)				
5/27	@	Philadelphia	124-117	W 1-0
5/30	@	Philadelphia	94-110	L 1-1
6/1	vs.	Philadelphia	129-108	W 2-1
6/3	vs.	Philadelphia	111-101	W 3-1
6/6	@	Philadelphia	102-135	L 3-2
6/8	vs.	Philadelphia	114-104	W 4-2

## 1983

Western Conference Semifinals (4-1)				
4/24	vs.	Portland	118-97	W 1-0
4/26	vs.	Portland	112-106	W 2-0
4/29	@	Portland	115-109 (OT)	W 3-0
5/1	@	Portland	95-108	L 3-1
5/3	vs.	Portland	116-108	W 4-1
Western Conference Finals (4-2)				
5/8	vs.	San Antonio	119-107	W 1-0
5/10	vs.	San Antonio	113-122	L 1-1
5/13	@	San Antonio	113-100	W 2-1
5/15	@	San Antonio	129-121	W 3-1
5/18	vs.	San Antonio	112-117	L 3-2
5/20	@	San Antonio	101-100	W 4-2
NBA Finals (0-4)				
5/22	@	Philadelphia	107-113	L 0-1
5/26	@	Philadelphia	93-103	L 0-2
5/29	vs.	Philadelphia	94-111	L 0-3
5/31	vs.	Philadelphia	108-115	L 0-4

## 1984

Western Conference First Round (3-0)				
4/18	vs.	Kansas City	116-105	W 1-0
4/20	vs.	Kansas City	109-102	W 2-0
4/22	@	Kansas City	108-102	W 3-0
Western Conference Semifinals (4-1)				
4/28	vs.	Dallas	134-91	W 1-0
5/1	vs.	Dallas	109-101	W 2-0
5/4	@	Dallas	115-125	L 2-1
5/6	@	Dallas	122-115 (OT)	W 3-1
5/8	vs.	Dallas	115-99	W 4-1
Western Conference Finals (4-2)				
5/12	vs.	Phoenix	110-94	W 1-0
5/15	vs.	Phoenix	118-102	W 2-0
5/18	@	Phoenix	127-135 (OT)	L 2-1
5/20	@	Phoenix	126-115	W 3-1
5/23	vs.	Phoenix	121-126	L 3-2
5/25	@	Phoenix	99-97	W 4-2
NBA Finals (3-4)				
5/27	@	Boston	115-109	W 1-0
5/31	@	Boston	121-124 (OT)	L 1-1
6/3	vs.	Boston	137-104	W 2-1
6/6	vs.	Boston	125-129 (OT)	L 2-2
6/8	@	Boston	103-121	L 2-3
6/10	vs.	Boston	119-108	W 3-3
6/12	@	Boston	102-111	L 3-4



# ALL-TIME PLAYOFF SCORES

## 1985

<b>Western Conference First Round (3-0)</b>				
4/18	vs.	Phoenix	142-114	W 1-0
4/20	vs.	Phoenix	147-130	W 2-0
4/23	@	Phoenix	119-103	W 3-0

<b>Western Conference Semifinals (4-1)</b>				
4/27	vs.	Portland	105-101	W 1-0
4/30	vs.	Portland	134-118	W 2-0
5/3	@	Portland	130-126	W 3-0
5/5	@	Portland	107-115	L 3-1
5/7	vs.	Portland	139-120	W 4-1

<b>Western Conference Finals (4-1)</b>				
5/11	vs.	Denver	139-122	W 1-0
5/14	vs.	Denver	114-136	L 1-1
5/17	@	Denver	136-118	W 2-1
5/19	@	Denver	120-116	W 3-1
5/22	vs.	Denver	153-109	W 4-1

<b>NBA Finals (4-2)</b>				
5/27	@	Boston	114-148	L 0-1
5/30	@	Boston	109-102	W 1-1
6/2	vs.	Boston	136-111	W 2-1
6/5	vs.	Boston	105-107	L 2-2
6/7	vs.	Boston	120-111	W 3-2
6/9	@	Boston	111-100	W 4-2

## 1986

<b>Western Conference First Round (3-0)</b>				
4/17	vs.	San Antonio	135-88	W 1-0
4/19	vs.	San Antonio	122-94	W 2-0
4/23	@	San Antonio	114-94	W 3-0

<b>Western Conference Semifinals (4-2)</b>				
4/27	vs.	Dallas	130-116	W 1-0
4/30	vs.	Dallas	117-113	W 2-0
5/2	@	Dallas	108-110	L 2-1
5/4	@	Dallas	118-120	L 2-2
5/6	vs.	Dallas	116-113	W 3-2
5/8	@	Dallas	120-107	W 4-2

<b>Western Conference Finals (1-4)</b>				
5/10	vs.	Houston	119-107	W 1-0
5/13	vs.	Houston	102-112	L 1-1
5/16	@	Houston	109-117	L 1-2
5/18	@	Houston	95-105	L 1-3
5/21	vs.	Houston	112-114	L 1-4

## 1987

<b>Western Conference First Round (3-0)</b>				
4/23	vs.	Denver	128-95	W 1-0
4/25	vs.	Denver	139-127	W 2-0
4/29	@	Denver	140-103	W 3-0

<b>Western Conference Semifinals (4-1)</b>				
5/5	vs.	Golden State	125-116	W 1-0
5/7	vs.	Golden State	116-101	W 2-0
5/9	@	Golden State	133-108	W 3-0
5/10	@	Golden State	121-139	L 3-1
5/12	vs.	Golden State	118-106	W 4-1

<b>Western Conference Finals (4-0)</b>				
5/16	vs.	Seattle	92-87	W 1-0
5/19	vs.	Seattle	112-104	W 2-0
5/23	@	Seattle	122-121	W 3-0
5/25	@	Seattle	133-102	W 4-0

<b>NBA Finals (4-2)</b>				
6/2	vs.	Boston	126-113	W 1-0
6/4	vs.	Boston	141-122	W 2-0
6/7	@	Boston	103-109	L 2-1
6/9	@	Boston	107-106	W 3-1
6/11	@	Boston	108-123	L 3-2
6/14	vs.	Boston	106-93	W 4-2

## 1988

<b>Western Conference First Round (3-0)</b>				
4/29	vs.	San Antonio	122-110	W 1-0
5/1	vs.	San Antonio	130-112	W 2-0
5/3	@	San Antonio	109-107	W 3-0

<b>Western Conference Semifinals (4-3)</b>				
5/8	vs.	Utah	110-91	W 1-0
5/10	vs.	Utah	97-101	L 1-1
5/13	@	Utah	89-96	L 1-2
5/15	@	Utah	113-100	W 2-2
5/17	vs.	Utah	111-109	W 3-2
5/19	@	Utah	80-108	L 3-3
5/21	vs.	Utah	109-98	W 4-3

<b>Western Conference Finals (4-3)</b>				
5/23	vs.	Dallas	113-98	W 1-0
5/25	vs.	Dallas	123-101	W 2-0
5/27	@	Dallas	94-106	L 2-1
5/29	@	Dallas	104-118	L 2-2
5/31	vs.	Dallas	119-102	W 3-2
6/2	@	Dallas	103-105	L 3-3
6/4	vs.	Dallas	117-102	W 4-3

<b>NBA Finals (4-3)</b>				
6/7	vs.	Detroit	103-105	L 0-1
6/9	vs.	Detroit	108-96	W 1-1
6/12	@	Detroit	99-86	W 2-1
6/14	@	Detroit	86-111	L 2-2
6/16	@	Detroit	94-104	L 2-3
6/19	vs.	Detroit	103-102	W 3-3
6/21	vs.	Detroit	108-105	W 4-3

## 1989

<b>Western Conference First Round (3-0)</b>				
4/27	vs.	Portland	128-108	W 1-0
4/30	vs.	Portland	113-105	W 2-0
5/3	@	Portland	116-108	W 3-0

<b>Western Conference Semifinals (4-0)</b>				
5/7	vs.	Seattle	113-102	W 1-0
5/10	vs.	Seattle	130-108	W 2-0
5/12	@	Seattle	91-86	W 3-0
5/14	@	Seattle	97-95	W 4-0

<b>Western Conference Finals (4-0)</b>				
5/20	vs.	Phoenix	127-119	W 1-0
5/23	vs.	Phoenix	101-95	W 2-0
5/26	@	Phoenix	110-107	W 3-0
5/28	@	Phoenix	122-117	W 4-0

<b>NBA Finals (0-4)</b>				
6/6	@	Detroit	97-109	L 0-1
6/8	@	Detroit	105-108	L 0-2
6/11	vs.	Detroit	110-114	L 0-3
6/13	vs.	Detroit	97-105	L 0-4

## 1990

<b>Western Conference First Round (3-1)</b>				
4/27	vs.	Houston	101-89	W 1-0
4/29	vs.	Houston	104-100	W 2-0
5/1	@	Houston	108-114	L 2-1
5/3	@	Houston	109-88	W 3-1

<b>Western Conference Semifinals (1-4)</b>				
5/8	vs.	Phoenix	102-104	L 0-1
5/10	vs.	Phoenix	124-100	W 1-1
5/12	@	Phoenix	103-117	L 1-2
5/13	@	Phoenix	101-114	L 1-3
5/15	vs.	Phoenix	103-106	L 1-4

# ALL-TIME PLAYOFF SCORES

## 1991

<b>Western Conference First Round (3-0)</b>				
4/25	vs. Houston	94-92	W	1-0
5/27	vs. Houston	109-98	W	2-0
5/30	@ Houston	94-90	W	3-0

<b>Western Conference Semifinals (4-1)</b>				
5/5	vs. Golden State	126-116	W	1-0
5/8	vs. Golden State	124-125	L	1-1
5/10	@ Golden State	115-112	W	2-1
5/12	@ Golden State	123-107	W	3-1
5/14	vs. Golden State	124-119 (OT)	W	4-1

<b>Western Conference Finals (4-2)</b>				
5/18	@ Portland	111-106	W	1-0
5/21	@ Portland	98-109	L	1-1
5/24	vs. Portland	106-92	W	2-1
5/26	vs. Portland	116-95	W	3-1
5/28	@ Portland	84-95	L	3-2
5/30	vs. Portland	91-90	W	4-2

<b>NBA Finals (1-4)</b>				
6/2	@ Chicago	93-91	W	1-0
6/5	@ Chicago	86-107	L	1-1
6/7	vs. Chicago	96-104 (OT)	L	1-2
6/9	vs. Chicago	82-97	L	1-3
6/12	vs. Chicago	101-108	L	1-4

## 1992

<b>Western Conference First Round (1-3)</b>				
4/23	@ Portland	102-115	L	0-1
4/25	@ Portland	79-101	L	0-2
4/29	vs. Portland	121-119 (OT)	W	1-2
5/3	vs. Portland*	76-102	L	1-3

\* Game played in Las Vegas

## 1993

<b>Western Conference First Round (2-3)</b>				
4/30	@ Phoenix	107-103	W	1-0
5/2	@ Phoenix	86-81	W	2-0
5/4	vs. Phoenix	102-107	L	2-1
5/6	vs. Phoenix	86-101	L	2-2
5/9	@ Phoenix	104-112 (OT)	L	2-3

## 1995

<b>Western Conference First Round (3-1)</b>				
4/27	@ Seattle	71-96	L	0-1
4/29	@ Seattle	84-82	W	1-1
5/1	vs. Seattle	105-101	W	2-1
5/4	vs. Seattle	114-110	W	3-1

<b>Western Conference Semifinals (2-4)</b>				
5/6	@ San Antonio	94-110	L	0-1
5/8	@ San Antonio	90-97 (OT)	L	0-2
5/12	vs. San Antonio	92-85	W	1-2
5/14	vs. San Antonio	71-80	L	1-3
5/16	@ San Antonio	98-96 (OT)	W	2-3
5/18	vs. San Antonio	88-100	L	2-4

## 1996

<b>Western Conference First Round (1-3)</b>				
4/25	vs. Houston	83-87	L	0-1
4/27	vs. Houston	104-94	W	1-1
4/30	@ Houston	98-104	L	1-2
5/2	@ Houston	94-102	L	1-3

## 1997

<b>Western Conference First Round (3-1)</b>				
4/25	vs. Portland	95-77	W	1-0
4/27	vs. Portland	107-93	W	2-0
4/30	@ Portland	90-98	L	2-1
5/2	@ Portland	95-91	W	3-1

<b>Western Conference Semifinals (1-4)</b>				
5/4	@ Utah	77-93	L	0-1
5/6	@ Utah	101-103	L	0-2
5/8	vs. Utah	104-84	W	1-2
5/10	vs. Utah	95-110	L	1-3
5/12	@ Utah	93-98	L	1-4

## 1998

<b>Western Conference First Round (3-1)</b>				
4/24	vs. Portland	104-102	W	1-0
4/26	vs. Portland	108-99	W	2-0
4/28	@ Portland	94-99	L	2-1
4/30	@ Portland	110-99	W	3-1

<b>Western Conference Semifinals (4-1)</b>				
5/4	@ Seattle	92-106	L	0-1
5/6	@ Seattle	92-68	W	1-1
5/8	vs. Seattle	119-103	W	2-1
5/10	vs. Seattle	112-100	W	3-1
5/12	@ Seattle	110-95	W	4-1

<b>Western Conference Finals (0-4)</b>				
5/16	@ Utah	77-112	L	0-1
5/18	@ Utah	95-99	L	0-2
5/22	vs. Utah	98-109	L	0-3
5/24	vs. Utah	92-96	L	0-4

## 1999

<b>Western Conference First Round (3-1)</b>				
5/9	vs. Houston	101-100	W	1-0
5/11	vs. Houston	110-98	W	2-0
5/13	@ Houston	88-102	L	2-1
5/15	@ Houston	98-88	W	3-1

<b>Western Conference Semifinals (0-4)</b>				
5/17	@ San Antonio	81-87	L	0-1
5/19	@ San Antonio	76-79	L	0-2
5/22	vs. San Antonio	91-103	L	0-3
5/23	vs. San Antonio	107-118	L	0-4

## 2000

<b>Western Conference First Round (3-2)</b>				
4/23	vs. Sacramento	117-107	W	1-0
4/27	vs. Sacramento	113-89	W	2-0
4/30	@ Sacramento	91-99	L	2-1
5/2	@ Sacramento	88-101	L	2-2
5/5	vs. Sacramento	113-86	W	3-2

<b>Western Conference Semifinals (4-1)</b>				
5/7	vs. Phoenix	105-77	W	1-0
5/10	vs. Phoenix	97-96	W	2-0
5/12	@ Phoenix	105-99	W	3-0
5/14	@ Phoenix	98-117	L	3-1
5/16	vs. Phoenix	87-65	W	4-1

<b>Western Conference Finals (4-3)</b>				
5/20	vs. Portland	109-94	W	1-0
5/22	vs. Portland	77-106	L	1-1
5/26	@ Portland	93-91	W	2-1
5/28	@ Portland	103-91	W	3-1
5/30	vs. Portland	88-96	L	3-2
6/2	@ Portland	93-103	L	3-3
6/4	vs. Portland	89-84	W	4-3

<b>NBA Finals (4-2)</b>				
6/7	vs. Indiana	104-87	W	1-0
6/9	vs. Indiana	111-104	W	2-0
6/11	@ Indiana	91-100	L	2-1
6/14	@ Indiana	120-118 (OT)	W	3-1
6/16	@ Indiana	87-120	L	3-2
6/19	vs. Indiana	116-111	W	4-2





# ALL-TIME PLAYOFF SCORES

## 2001

<b>Western Conference First Round (3-0)</b>				
4/22	vs. Portland	106-93	W	1-0
4/26	vs. Portland	106-88	W	2-0
4/29	@ Portland	99-86	W	3-0

<b>Western Conference Semifinals (4-0)</b>				
5/6	vs. Sacramento	108-105	W	1-0
5/8	vs. Sacramento	96-90	W	2-0
5/11	@ Sacramento	103-81	W	3-0
5/13	@ Sacramento	119-113	W	4-0

<b>Western Conference Finals (4-0)</b>				
5/19	@ San Antonio	104-90	W	1-0
5/21	@ San Antonio	88-81	W	2-0
5/25	vs. San Antonio	111-72	W	3-0
5/27	vs. San Antonio	111-82	W	4-0

<b>NBA Finals (4-1)</b>				
6/6	vs. Philadelphia	101-107 (OT)	L	0-1
6/8	vs. Philadelphia	98-89	W	1-1
6/10	@ Philadelphia	96-91	W	2-1
6/13	@ Philadelphia	100-86	W	3-1
6/15	@ Philadelphia	108-96	W	4-1

## 2002

<b>Western Conference First Round (3-0)</b>				
4/21	vs. Portland	95-87	W	1-0
4/25	vs. Portland	103-96	W	2-0
4/28	@ Portland	92-91	W	3-0

<b>Western Conference Semifinals (4-1)</b>				
5/5	vs. San Antonio	86-80	W	1-0
5/7	vs. San Antonio	85-88	L	1-1
5/10	@ San Antonio	99-89	W	2-1
5/12	@ San Antonio	87-85	W	3-1
5/14	vs. San Antonio	93-87	W	4-1

<b>Western Conference Finals (4-3)</b>				
5/18	@ Sacramento	106-99	W	1-0
5/20	@ Sacramento	90-96	L	1-1
5/24	vs. Sacramento	90-103	L	1-2
5/26	vs. Sacramento	100-99	W	2-2
5/28	@ Sacramento	91-92	L	2-3
5/31	vs. Sacramento	106-102	W	3-3
6/2	@ Sacramento	112-106 (OT)	W	4-3

<b>NBA Finals (4-0)</b>				
6/5	vs. New Jersey	99-94	W	1-0
6/7	vs. New Jersey	106-83	W	2-0
6/9	@ New Jersey	106-103	W	3-0
6/12	@ New Jersey	113-107	W	4-0

## 2003

<b>Western Conference First Round (4-2)</b>				
4/20	@ Minnesota	117-98	W	1-0
4/22	@ Minnesota	91-119	L	1-1
4/24	vs. Minnesota	110-114 (OT)	L	1-2
4/27	vs. Minnesota	102-97	W	2-2
4/29	@ Minnesota	120-90	W	3-2
5/1	vs. Minnesota	101-85	W	4-2

<b>Western Conference Semifinals (2-4)</b>				
5/5	@ San Antonio	82-87	L	0-1
5/7	@ San Antonio	95-114	L	0-2
5/9	vs. San Antonio	110-95	W	1-2
5/11	vs. San Antonio	99-95	W	2-2
5/13	@ San Antonio	94-96	L	2-3
5/15	vs. San Antonio	82-110	L	2-4

## 2004

<b>Western Conference First Round (4-1)</b>				
4/17	vs. Houston	72-71	W	1-0
4/19	vs. Houston	98-84	W	2-0
4/23	@ Houston	91-102	L	2-1
4/25	@ Houston	92-88	W	3-1
4/28	vs. Houston	97-78	W	4-1

<b>Western Conference Semifinals (4-2)</b>				
5/2	@ San Antonio	78-88	L	0-1
5/5	@ San Antonio	85-95	L	0-2
5/9	vs. San Antonio	105-81	W	1-2
5/11	vs. San Antonio	98-90	W	2-2
5/13	@ San Antonio	74-73	W	3-2
5/15	vs. San Antonio	88-76	W	4-2

<b>Western Conference Finals (4-2)</b>				
5/21	@ Minnesota	97-88	W	1-0
5/23	@ Minnesota	71-89	L	1-1
5/25	vs. Minnesota	100-89	W	2-1
5/27	vs. Minnesota	92-85	W	3-1
5/29	@ Minnesota	96-98	L	3-2
5/31	vs. Minnesota	96-90	W	4-2

<b>NBA Finals (1-4)</b>				
6/6	vs. Detroit	75-87	L	0-1
6/8	vs. Detroit	99-91	W	1-1
6/10	@ Detroit	68-88	L	1-2
6/13	@ Detroit	80-88	L	1-3
6/15	@ Detroit	87-100	L	1-4

## 2005

<b>Western Conference First Round (3-4)</b>				
4/23	@ Phoenix	102-107	L	0-1
4/26	@ Phoenix	99-93	W	1-1
4/28	vs. Phoenix	99-92	W	2-1
4/30	vs. Phoenix	99-98 (OT)	W	3-1
5/2	@ Phoenix	97-114	L	3-2
5/4	vs. Phoenix	118-126 (OT)	L	3-3
5/6	@ Phoenix	90-121	L	3-4

## 2007

<b>Western Conference First Round (1-4)</b>				
4/22	@ Phoenix	87-95	L	0-1
4/24	@ Phoenix	98-126	L	0-2
4/26	vs. Phoenix	95-89	W	1-2
4/29	vs. Phoenix	100-113	L	1-3
5/2	@ Phoenix	110-119	L	1-4

## 2008

<b>Western Conference First Round (4-0)</b>				
4/20	vs. Denver	128-114	W	1-0
4/23	vs. Denver	122-107	W	2-0
4/26	@ Denver	102-84	W	3-0
4/28	@ Denver	107-101	W	4-0

<b>Western Conference Semifinals (4-2)</b>				
5/4	vs. Utah	109-98	W	1-0
5/7	vs. Utah	120-110	W	2-0
5/9	@ Utah	99-104	L	2-1
5/11	@ Utah	115-123 (OT)	L	2-2
5/14	vs. Utah	111-104	W	3-2
5/16	@ Utah	108-105	W	4-2

<b>Western Conference Finals (4-1)</b>				
5/21	vs. San Antonio	89-85	W	1-0
5/23	vs. San Antonio	101-71	W	2-0
5/25	@ San Antonio	84-103	L	2-1
5/27	@ San Antonio	93-91	W	3-1
5/29	vs. San Antonio	100-92	W	4-1

<b>NBA Finals (2-4)</b>				
6/5	@ Boston	88-98	L	0-1
6/8	@ Boston	102-108	L	0-2
6/10	vs. Boston	87-81	W	1-2
6/12	vs. Boston	91-97	L	1-3
6/15	vs. Boston	103-98	W	2-3
6/17	@ Boston	92-131	L	2-4

# ALL-TIME PLAYOFF SCORES

## 2009

Western Conference First Round (4-1)				
4/19	vs. Utah	113-100	W	1-0
4/21	vs. Utah	119-109	W	2-0
4/23	@ Utah	86-88	L	2-1
4/25	@ Utah	108-94	W	3-1
4/27	vs. Utah	107-96	W	4-1

Western Conference Semifinals (4-3)				
5/4	vs. Houston	92-100	L	0-1
5/6	vs. Houston	111-98	W	1-1
5/8	@ Houston	108-94	W	2-1
5/10	@ Houston	87-99	L	2-2
5/12	vs. Houston	118-78	W	3-2
5/14	@ Houston	80-95	L	3-3
5/17	vs. Houston	89-70	W	4-3

Western Conference Finals (4-2)				
5/19	vs. Denver	105-103	W	1-0
5/21	vs. Denver	103-106	L	1-1
5/23	@ Denver	103-97	W	2-1
5/25	@ Denver	101-120	L	2-2
5/27	vs. Denver	103-94	W	3-2
5/29	@ Denver	119-92	W	4-2

NBA Finals (4-1)				
6/4	vs. Orlando	100-75	W	1-0
6/7	vs. Orlando	101-96 (OT)	W	2-0
6/9	@ Orlando	104-108	L	2-1
6/11	@ Orlando	99-91 (OT)	W	3-1
6/14	@ Orlando	99-86	W	4-1

## 2010

Western Conference First Round (4-2)				
4/18	vs. Oklahoma City	87-79	W	1-0
4/20	vs. Oklahoma City	95-92	W	2-0
4/22	@ Oklahoma City	96-101	L	2-1
4/24	@ Oklahoma City	89-110	L	2-2
4/27	vs. Oklahoma City	111-87	W	3-2
4/30	@ Oklahoma City	95-94	W	4-2

Western Conference Semifinals (4-0)				
5/2	vs. Utah	104-99	W	1-0
5/4	vs. Utah	111-103	W	2-0
5/8	@ Utah	111-110	W	3-0
5/10	@ Utah	111-96	W	4-0

Western Conference Finals (4-2)				
5/17	vs. Phoenix	128-107	W	1-0
5/19	vs. Phoenix	124-112	W	2-0
5/23	@ Phoenix	109-118	L	2-1
5/25	@ Phoenix	106-115	L	2-2
5/27	vs. Phoenix	103-101	W	3-2
5/29	@ Phoenix	111-103	W	4-2

NBA Finals (4-3)				
6/3	vs. Boston	102-89	W	1-0
6/6	vs. Boston	94-103	L	1-1
6/8	@ Boston	91-84	W	2-1
6/10	@ Boston	89-96	L	2-2
6/13	@ Boston	86-92	L	2-3
6/15	vs. Boston	89-67	W	3-3
6/17	vs. Boston	83-79	W	4-3

## 2011

Western Conference First Round (4-2)				
4/17	vs. New Orleans	100-109	L	0-1
4/20	vs. New Orleans	87-78	W	1-1
4/22	@ New Orleans	100-86	W	2-1
4/24	@ New Orleans	88-93	L	2-2
4/26	vs. New Orleans	106-90	W	3-2
4/28	@ New Orleans	98-80	W	4-2

Western Conference Semifinals (0-4)				
5/2	vs. Dallas	94-96	L	0-1
5/4	vs. Dallas	81-93	L	0-2
5/6	@ Dallas	92-98	L	0-3
5/8	@ Dallas	86-122	L	0-4

## 2012

Western Conference First Round (4-3)				
4/29	vs. Denver	103-88	W	1-0
5/1	vs. Denver	104-100	W	2-0
5/4	@ Denver	84-99	L	2-1
5/6	@ Denver	92-88	W	3-1
5/8	vs. Denver	99-102	L	3-2
5/10	@ Denver	96-113	L	3-3
5/12	vs. Denver	96-87	W	4-3

Western Conference Semifinals (1-4)				
5/14	@ Oklahoma City	90-119	L	0-1
5/16	@ Oklahoma City	75-77	L	0-2
5/18	vs. Oklahoma City	99-96	W	1-2
5/19	vs. Oklahoma City	100-103	L	1-3
5/21	@ Oklahoma City	90-106	L	1-4

## 2013

Western Conference First Round (0-4)				
4/21	@ San Antonio	79-91	L	0-1
4/24	@ San Antonio	91-102	L	0-2
4/26	vs. San Antonio	89-120	L	0-3
4/28	vs. San Antonio	82-103	L	0-4





# THE OPPONENTS

- 298 Atlanta Hawks
- 299 Boston Celtics
- 300 Brooklyn Nets
- 301 Charlotte Hornets
- 302 Chicago Bulls
- 303 Cleveland Cavaliers
- 304 Dallas Mavericks
- 305 Denver Nuggets
- 306 Detroit Pistons
- 307 Golden State Warriors
- 308 Houston Rockets
- 309 Indiana Pacers
- 310 Los Angeles Clippers
- 311 Memphis Grizzlies
- 312 Miami Heat
- 313 Milwaukee Bucks
- 314 Minnesota Timberwolves
- 315 New Orleans Pelicans
- 316 New York Knicks
- 317 Oklahoma City Thunder
- 318 Orlando Magic
- 319 Philadelphia 76ers
- 320 Phoenix Suns
- 321 Portland Trail Blazers
- 322 Sacramento Kings
- 323 San Antonio Spurs
- 324 Toronto Raptors
- 325 Utah Jazz
- 326 Washington Wizards

# ATLANTA HAWKS



Centennial Tower, 101 Marietta St., Suite 1900, Atlanta, GA 30303  
phone: (404) 878-3800 / www.hawks.com

## BASKETBALL DIRECTORY / GENERAL INFORMATION

Principal Owner & Chair of Board of Directors/NBA Governor:  
Tony Ressler  
Head of Basketball Operations & General Manager: Travis Schlenk  
Head Coach: Lloyd Pierce  
Assistant Coaches: Melvin Hunt, Chris Jent, Greg Foster,  
Marlon Garnett, Matt Hill  
Head Athletic Trainer: Scottie Parker  
Senior VP, Public Relations: Garin Narain  
Senior Director, Media Relations: Jon Steinberg  
Manager, Media Relations: Jelani Downing  
Home Court: State Farm Arena (16,600) - opened in 1999  
Colors: Torch Red, Georgia Granite Gray, Volt Green  
Radio: 92.9 FM The Game - Steve Holman  
Television: FOX Sports Southeast - Bob Rathbun, Dominique Wilkins,  
Andre Aldridge, Olivia Harlan

## FRANCHISE TIMELINE / LAKERS RECORD

Tri-Cities Blackhawks	(founded 1949-50)	W/L: 12-0
Milwaukee Hawks	(founded 1951-52)	W/L: 30-12
St. Louis Hawks	(founded 1955-56)	W/L: 68-79
Atlanta Hawks	(founded 1968-69)	W/L: 79-48

## ALL-TIME WIN / LOSS

	Home	Away	Neutral	Overall
Minneapolis Era	22-15	18-25	21-14	61-54
Los Angeles Era	73-34	52-50	3-1	128-85
All-Time Totals	95-49	70-75	24-15	189-139
Lakers vs. Atlanta	46-18	33-30	-	79-48

## 2017-18 RESULTS

1/7/18	vs. Atlanta	132-113 (W)
2/26/18	@ Atlanta	123-104 (W)

## 2018-19 MEETINGS

11/11/18	vs. Atlanta	6:30 pm
2/12/19	@ Atlanta	4:30 pm

## LAKERS 2017-18 STATISTICS VS. ATLANTA

	G	GS	MIN	FG	FGA	FG%	3FG	3FGA	3FG%	FT	FTA	FT%	OFF	DEF	TOT	AST	PF	DQ	STL	TO	BLK	PTS	P/IG
Ingram	2	2	58	16	23	.696	2	3	.667	7	9	.778	2	9	11	13	2	0	1	8	4	41	20.5
Clarkson	1	0	24	7	10	.700	3	4	.750	1	1	1.000	0	2	2	2	0	0	1	0	0	18	18.0
Randle	2	2	53	12	24	.500	0	2	.000	10	11	.909	7	12	19	6	6	0	2	5	1	34	17.0
Ball	2	1	54	9	17	.529	6	12	.500	2	2	1.000	2	15	17	11	7	0	4	4	0	26	13.0
Hart	2	1	47	9	16	.563	5	9	.556	3	4	.750	0	7	7	3	7	0	1	2	0	26	13.0
Nance	1	0	24	6	6	1.000	0	0	---	1	3	.333	1	7	8	1	5	0	1	1	1	13	13.0
Thomas (LAL)	1	0	27	4	10	.400	1	5	.200	4	4	1.000	1	1	2	5	3	0	0	1	0	13	13.0
Caldwell-Pope	2	2	56	9	20	.450	5	10	.500	1	1	1.000	2	13	15	3	2	0	4	4	0	24	12.0
Kuzma	2	0	53	9	22	.409	3	10	.300	3	5	.600	0	15	15	6	6	0	1	5	1	24	12.0
Lopez	2	2	41	7	18	.389	5	13	.385	0	0	---	0	6	6	4	5	0	4	4	4	19	9.5
Zubac	2	0	18	4	6	.667	0	0	---	2	4	.500	1	0	1	0	5	0	0	3	0	10	5.0
Ennis	2	0	23	2	3	.667	1	1	1.000	0	0	---	0	3	3	6	0	0	1	4	1	5	2.5
Brewer	1	0	3	1	1	1.000	0	0	---	0	0	---	0	1	1	0	0	0	1	0	0	2	2.0
Bryant	1	0	1	0	0	---	0	0	---	0	0	---	0	1	1	0	0	0	0	0	0	0	0.0

## CURRENT STREAK

Won 4

## CURRENT HOME STREAK

Won 2

## CURRENT ROAD STREAK

Won 2

## LAST HOME WIN

1/7/18 (132-113)

## LAST ROAD WIN

2/26/18 (123-104)

## LAST HOME LOSS

3/4/16 (77-106)

## LAST ROAD LOSS

12/14/15 (87-100)

## LARGEST WINNING MARGIN

47 vs. Milwaukee, 12/16/51 (99-52)

46 vs. Atlanta, 1/9/04 (113-67)

## LARGEST LOSING MARGIN

43 @ St. Louis, 2/14/59 (96-139)

29 vs. Atlanta, 3/4/16 (77-106)

## MOST POINTS SCORED

141 vs. Atlanta, 2/14/86

## MOST POINTS ALLOWED

139 @ St. Louis, 2/14/59

129 @ Atlanta, 10/11/73

## FEWEST POINTS SCORED\*

74 vs. St. Louis, 12/29/55

75 @ Atlanta, 2/28/97

## FEWEST POINTS ALLOWED\*

67 vs. Mil. Hawks, 11/6/54

67 vs. Atlanta, 1/9/04

## HIGH INDIV. GAME (LAKERS)

52, E. Baylor vs. St. Louis, 12/13/61

52, E. Baylor vs. St. Louis, 12/11/61

42, J. West vs. Atlanta, 2/12/70

## HIGH INDIV. GAME (HAWKS)

49, B. Pettit vs. St. Louis, 12/13/61

48, J. Drew vs. Atlanta, 2/12/78



226 Causeway St., 4th Floor, Boston, MA 02114  
 phone: (617) 854-8000 / fax: (617) 523-5949 / www.celtics.com

**BASKETBALL DIRECTORY / GENERAL INFORMATION**

Managing Partner, Governor & CEO: Wyc Grousbeck  
 President of Basketball Operations: Danny Ainge  
 Head Coach: Brad Stevens  
 Assistant Coaches: Jamie Young, Jay Larranaga, Micah Shrewsberry,  
 Jerome Allen, Scott Morrison  
 Head Athletic Trainer: Art Horne  
 Sr. Vice President, Communications: Christian Megliola  
 Vice President, Media Services / Alumni Relations: Jeff Twiss  
 Sr. Director of Public Relations: Heather Walker  
 Home Court: TD Garden (18,624) - opened in 1995  
 Colors: Green, Gold, Black, Brown, Beige and White  
 Radio: 98.5 FM The Sports Hub - Sean Grande, Cedric Maxwell  
 Television: NBC Sports Boston - Mike Gorman, Tommy Heinsohn,  
 Abby Chin, Brian Scalabrine



**FRANCHISE TIMELINE**

Boston Celtics (founded 1946-47)

**ALL-TIME WIN / LOSS**

	Home	Away	Neutral	Overall
Minneapolis Era	22-8	10-27	5-19	37-54
Los Angeles Era	53-43	39-54	0-8	92-105
All-Time Totals	75-51	49-81	5-27	129-159

**2017-18 RESULTS**

11/8/17 @ Boston 96-107 (L)  
 1/23/18 vs. Boston 108-107 (W)

**2018-19 MEETINGS**

2/7/19 @ Boston 5:00 pm (TNT)  
 3/9/19 vs. Boston 5:30 pm (ABC)

**LAKERS 2017-18 STATISTICS VS. BOSTON**

	G	GS	MIN	FG	FGA	FG%	3FG	3FGA	3FG%	FT	FTA	FT%	OFF	DEF	TOT	AST	PF	DQ	STL	TO	BLK	PTS	P/G
Clarkson	2	0	62	15	30	.500	2	8	.250	8	11	.727	6	4	10	6	4	0	4	5	0	40	20.0
Kuzma	2	1	61	14	26	.538	5	9	.556	5	7	.714	3	7	10	4	5	0	0	3	0	38	19.0
Randle	2	1	48	11	21	.524	0	0	---	8	9	.889	8	18	26	3	7	0	2	3	0	30	15.0
Ingram	2	2	70	9	22	.409	0	2	.000	7	11	.636	3	13	16	5	4	0	3	5	1	25	12.5
Lopez	2	2	32	10	21	.476	0	8	.000	2	3	.667	2	4	6	1	6	0	0	4	3	22	11.0
Nance	1	0	26	4	5	.800	0	0	---	3	6	.500	0	9	9	2	3	0	1	2	0	11	11.0
Caldwell-Pope	2	2	59	6	18	.333	4	12	.333	4	7	.571	1	6	7	4	5	0	1	2	1	20	10.0
Ball	1	1	39	4	15	.267	1	5	.200	0	0	---	1	4	5	6	1	0	1	2	4	9	9.0
Brewer	1	0	11	1	5	.200	0	1	.000	1	1	1.000	1	2	3	0	3	0	1	1	0	3	3.0
Ennis	1	1	14	1	4	.250	0	0	---	0	0	---	0	2	2	1	3	0	0	0	0	2	2.0
Hart	2	0	35	2	5	.400	0	3	.000	0	2	.000	1	1	2	1	2	0	0	2	0	4	2.0
Bogut	1	0	6	0	0	---	0	0	---	0	0	---	0	3	3	0	2	0	0	2	1	0	0.0
Caruso	1	0	19	0	4	.000	0	2	.000	0	2	.000	0	0	0	1	1	0	1	0	0	0	0.0

**CURRENT STREAK**

Won 1

**LAST HOME LOSS**

3/3/17 (95-115)

**MOST POINTS ALLOWED**

173 @ Boston, 2/27/59  
 140 @ Boston, 12/17/60

**CURRENT HOME STREAK**

Won 1

**LAST ROAD LOSS**

11/8/17 (96-107)

**FEWEST POINTS SCORED\***

75 @ Boston, 11/11/55  
 78 @ Boston, 11/27/63

**CURRENT ROAD STREAK**

Lost 2

**LARGEST WINNING MARGIN**

37 @ Boston, 2/11/68 (141-104)

**FEWEST POINTS ALLOWED\***

73 @ Boston, 3/16/69

**LAST HOME WIN**

1/23/18 (108-107)

**LARGEST LOSING MARGIN**

44 @ Boston, 11/11/55 (75-119)  
 36 @ Boston, 11/27/63 (78-114)

**HIGH INDIV. GAME (LAKERS)**

50, E. Baylor @ Boston, 2/13/63

**LAST ROAD WIN**

12/30/15 (112-104)

**MOST POINTS SCORED**

141 @ Boston, 2/11/68

**HIGH INDIV. GAME (CELTICS)**

42, P. Pierce vs. Boston, 3/13/01

# BROOKLYN NETS



168 39th St., 7th Floor, Brooklyn, NY 11232  
 phone: (718) 933-3000 / www.brooklynnets.com

## BASKETBALL DIRECTORY / GENERAL INFORMATION

Principal Owner: Mikhail Prokhorov  
 General Manager: Sean Marks  
 Head Coach: Kenny Atkinson  
 Assistant Coaches: Jacque Vaughn, Chris Fleming, Bret Brielmaier, Jordan Ott, Pablo Prigioni  
 Head Athletic Trainer: Sebastien Poirier  
 Senior Director, Public Relations: Aaron Harris  
 Senior Managers, Public Relations: Eli Pearlstein, Mitch Heckart  
 Home Court: Barclays Center (17,732) - opened in 2012  
 Colors: Black and White  
 Radio: WFAN (660 AM / 101.9 FM) - Chris Carrino, Tim Capstraw  
 Television: YES Network - Ian Eagle, Ryan Ruocco, Sarah Kustok, Jim Spanarkel, Michael Grady

## FRANCHISE TIMELINE

New York Nets	(founded 1976-77)	WL: 4-0
New Jersey Nets	(founded 1977-78)	WL: 52-19
Brooklyn Nets	(founded 2012-13)	WL: 8-4

## ALL-TIME WIN / LOSS

	Home	Away	Neutral	Overall
Lakers vs. Nets	34-10	30-13	-	64-23

## 2017-18 RESULTS

11/3/17 vs. Brooklyn 124-112 (W)  
 2/2/18 @ Brooklyn 102-99 (L)

## 2018-19 MEETINGS

12/18/18 @ Brooklyn 4:30 pm  
 3/22/19 vs. Brooklyn 7:30 pm

## LAKERS 2017-18 STATISTICS VS. BROOKLYN

	G	GS	MIN	FG	FGA	FG%	3FG	3FGA	3FG%	FT	FTA	FT%	OFF	DEF	TOT	AST	PF	DQ	STL	TO	BLK	PTS	P/G
Lopez	2	2	58	21	36	.583	9	14	.643	2	2	1.000	3	10	13	2	8	0	0	6	6	53	26.5
Ingram	2	2	72	12	27	.444	2	3	.667	8	14	.571	2	16	18	12	6	0	1	4	2	34	17.0
Clarkson	2	0	51	9	26	.346	3	6	.500	9	10	.900	2	6	8	7	3	0	2	4	1	30	15.0
Randle	2	1	48	14	25	.560	0	0	---	1	4	.250	4	14	18	4	7	1	0	8	1	29	14.5
Kuzma	2	1	59	11	20	.550	1	4	.250	4	4	1.000	2	14	16	2	3	0	2	1	0	27	13.5
Ennis	1	0	11	3	4	.750	0	1	.000	4	4	1.000	0	1	1	2	1	0	2	1	0	10	10.0
Hart	2	1	47	5	9	.556	3	7	.429	2	4	.500	3	12	15	2	4	0	2	2	1	15	7.5
Nance	1	0	16	3	5	.600	1	1	1.000	0	0	---	4	4	8	2	0	0	1	1	0	7	7.0
Ball	1	1	29	3	15	.200	0	3	.000	0	1	.000	1	4	5	7	4	0	2	0	0	6	6.0
Caldwell-Pope	2	2	56	3	11	.273	0	5	.000	3	4	.750	1	5	6	6	5	0	1	2	0	9	4.5
Brewer	2	0	22	3	6	.500	0	1	.000	0	0	---	2	2	4	0	6	0	1	1	0	6	3.0
Caruso	1	0	11	0	2	.000	0	2	.000	0	0	---	1	0	1	1	0	0	1	1	2	0	0.0

## CURRENT STREAK

Won 2

## LAST ROAD LOSS

12/14/16 (97-107)

## FEWEST POINTS ALLOWED

80 vs. New Jersey, 11/26/99

## CURRENT HOME STREAK

Won 3

## LARGEST WINNING MARGIN

27 vs. New Jersey, 11/25/08 (120-93)

## HIGH INDIV. GAME (LAKERS)

50, S. O'Neal @ New Jersey, 4/2/98

## CURRENT ROAD STREAK

Won 1

## LARGEST LOSING MARGIN

27 @ New Jersey, 12/19/02 (71-98)

## HIGH INDIV. GAME (NETS)

50, S. Marbury @ New Jersey, 2/13/01

## LAST HOME WIN

11/3/17 (124-112)

## MOST POINTS SCORED

147 vs. New Jersey, 11/25/83

## LAST ROAD WIN

2/2/18 (102-99)

## MOST POINTS ALLOWED

123 vs. New Jersey, 11/25/83

## LAST HOME LOSS

2/20/15 (105-114)

## FEWEST POINTS SCORED

71 @ New Jersey, 12/19/02



333 E. Trade Street, Charlotte, NC 28202  
 phone: (704) 688-8600 / www.hornets.com

**BASKETBALL DIRECTORY / GENERAL INFORMATION**

Chairman: Michael Jordan  
 Vice Chairman: Curtis Polk  
 President of Basketball Operations & GM: Mitch Kupchak  
 Assistant General Manager: Buzz Peterson  
 Head Coach: James Borrego  
 Assistant Coaches: Jay Triano, Chad Iske, Jay Hernandez,  
 Ronald Nored, Dutch Gaitley, Nate Mitchell  
 Head Athletic Trainer: Joe Sharpe  
 Communications: Mike Cristaldi, Josh Rosen,  
 Brian Travis, Natalie Breneman  
 Home Court: Spectrum Center (19,077) - opened in 2005  
 Colors: Purple, Teal, Black, Cool Gray and Light Blue  
 Radio: WFNZ - Chris Kroeger, Matt Carroll  
 Television: Fox Sports Southeast - Eric Collins, Dell Curry, Stephanie Ready



**FRANCHISE TIMELINE**

Charlotte Hornets (founded 1988-89) W/L: 21-8  
 Charlotte Bobcats (founded 2004-05) W/L: 10-9  
 Charlotte Hornets (founded 2014-15) W/L: 2-6

**ALL-TIME WIN / LOSS**

	Home	Away	Neutral	Overall
Lakers vs. Hornets	18-11	15-12	-	33-23

**2017-18 RESULTS**

12/9/17 @ Charlotte 110-99 (W)  
 1/5/18 vs. Charlotte 94-108 (L)

**2018-19 MEETINGS**

12/15/18 @ Charlotte 4:00 pm  
 3/29/19 vs. Charlotte 7:30 pm

**LAKERS 2017-18 STATISTICS VS. CHARLOTTE**

	G	GS	MIN	FG	FGA	FG%	3FG	3FGA	3FG%	FT	FTA	FT%	OFF	DEF	TOT	AST	PF	DQ	STL	TO	BLK	PIS	P/IG
Ingram	2	2	72	17	34	.500	1	3	.333	5	8	.625	6	14	20	5	8	0	1	7	0	40	20.0
Clarkson	2	0	46	10	22	.455	2	9	.222	7	8	.875	1	6	7	8	1	0	2	4	0	29	14.5
Randle	2	1	54	9	16	.563	0	1	.000	9	10	.900	5	11	16	5	5	0	1	6	2	27	13.5
Lopez	2	2	38	9	18	.500	6	12	.500	0	0	---	0	6	6	5	3	0	1	1	1	24	12.0
Ball	2	2	54	6	13	.462	4	10	.400	0	2	.000	0	9	9	14	6	0	2	3	1	16	8.0
Kuzma	2	0	57	8	25	.320	0	9	.000	0	0	---	3	13	16	3	3	0	0	3	3	16	8.0
Caldwell-Pope	2	2	52	6	15	.400	3	9	.333	0	0	---	0	1	1	2	1	0	3	2	0	15	7.5
Nance	2	1	34	7	15	.467	0	0	---	0	0	---	2	3	5	3	6	0	2	1	0	14	7.0
Hart	2	0	37	3	8	.375	2	5	.400	1	2	.500	1	4	5	1	2	0	1	2	0	9	4.5
Brewer	2	0	17	3	5	.600	0	1	.000	1	2	.500	0	4	4	0	1	0	0	1	1	7	3.5
Ennis	2	0	15	2	6	.333	0	4	.000	1	1	1.000	0	2	2	1	4	0	1	0	0	5	2.5
Zubac	1	0	3	1	2	.500	0	0	---	0	0	---	0	1	1	1	0	0	0	0	0	2	2.0

**CURRENT STREAK**

Lost 1

**LAST HOME LOSS**

1/5/18 (94-108)

**MOST POINTS ALLOWED**

141 @ Charlotte, 11/24/93

**CURRENT HOME STREAK**

Lost 3

**LAST ROAD LOSS**

12/20/16 (113-117)

**FEWEST POINTS SCORED**

78 @ Charlotte, 11/6/96

**CURRENT ROAD STREAK**

Won 1

**LARGEST WINNING MARGIN**

41 @ Charlotte, 3/12/02 (107-66)

**FEWEST POINTS ALLOWED**

66 vs. Charlotte, 3/12/02

**LAST HOME WIN**

11/9/14 (107-92)

**LARGEST LOSING MARGIN**

20 @ Charlotte, 2/14/11 (109-89)

**HIGH INDIV. GAME (LAKERS)**

58, K. Bryant @ Charlotte, 12/29/06 (30T)

**LAST ROAD WIN**

12/9/17 (110-99)

**MOST POINTS SCORED**

128 vs. Charlotte, 1/15/91

**HIGH INDIV. GAME (HORNETS)**

40, A. Jefferson vs. Charlotte, 1/31/14

# CHICAGO BULLS



1901 West Madison Street, Chicago, IL 60612  
phone: (312) 455-4000 / www.bulls.com

## BASKETBALL DIRECTORY / GENERAL INFORMATION

Chairman: Jerry Reinsdorf  
 President & COO: Michael Reinsdorf  
 Executive Vice President, Basketball Operations: John Paxson  
 Head Coach: Fred Holberg  
 Associate Head Coach: Jim Boylen  
 Assistant Coaches: Pete Myers, Randy Brown, Nate Loenser  
 Head Athletic Trainer: Jeff Tanaka  
 Senior Director of Public & Media Relations: Tim Hallam  
 Director of Public & Media Relations: Matt Yob  
 Senior Manager of Public & Media Relations: Beth Grady  
 Home Court: United Center (20,917) - opened in 1994  
 Colors: Red, Black and White  
 Radio: WLS (AM 890) - Chuck Swirsky, Bill Wennington  
 Spanish Radio: Univision Deportes Radio (1200 AM) - Omar Ramos, Hector Lozano  
 Television: WGN (Ch. 9) / NBC Sports Chicago - Neil Funk, Stacey King

## FRANCHISE TIMELINE

Chicago Bulls (founded 1966-67)

## ALL-TIME WIN / LOSS

	Home	Away	Neutral	Overall
Lakers vs. Bulls	48-28	39-34	2-1	89-63

## 2017-18 RESULTS

11/21/17 vs. Chicago 103-94 (W)  
 1/26/18 @ Chicago 108-103 (W)

## 2018-19 MEETINGS

1/15/19 vs. Chicago 7:30 pm  
 3/12/19 @ Chicago 5:00 pm

## LAKERS 2017-18 STATISTICS VS. CHICAGO

	G	GS	MIN	FG	FGA	FG%	3FG	3FGA	3FG%	FT	FTA	FT%	OFF	DEF	TOT	AST	PF	DQ	STL	TO	BLK	PTS	P/G
Ingram	2	2	72	17	33	.515	1	7	.143	7	11	.636	3	11	14	10	6	0	2	4	2	42	21.0
Clarkson	2	0	46	9	23	.391	3	11	.273	10	10	1.000	0	2	2	5	2	0	0	1	0	31	15.5
Kuzma	2	1	67	11	27	.407	5	12	.417	4	7	.571	1	4	5	7	5	0	1	3	1	31	15.5
Caldwell-Pope	2	2	63	8	18	.444	5	10	.500	5	7	.714	6	9	15	6	4	0	3	1	0	26	13.0
Randle	2	1	56	9	19	.474	0	3	.000	6	7	.857	4	12	16	5	6	0	1	3	2	24	12.0
Lopez	2	2	44	9	23	.391	1	7	.143	2	2	1.000	3	12	15	2	6	0	1	2	4	21	10.5
Ball	1	1	32	3	13	.231	2	8	.250	0	0	---	3	10	13	4	3	0	1	1	0	8	8.0
Caruso	1	0	20	3	4	.750	0	0	---	2	3	.667	0	4	4	3	2	0	1	2	0	8	8.0
Ennis	1	1	14	3	7	.429	0	1	.000	0	0	---	0	3	3	1	2	0	1	0	0	6	6.0
Hart	2	0	37	3	8	.375	1	4	.250	3	6	.500	2	4	6	2	0	0	1	1	0	10	5.0
Brewer	1	0	4	1	1	1.000	0	0	---	0	0	---	0	1	1	0	0	0	0	1	0	2	2.0
Zubac	1	0	3	1	1	1.000	0	0	---	0	0	---	0	1	1	0	1	0	0	1	0	2	2.0
Nance	1	0	22	0	4	.000	0	1	.000	0	0	---	0	6	6	1	2	0	1	1	0	0	0.0

## CURRENT STREAK

Won 3

## LAST ROAD LOSS

2/21/16 (115-126)

## FEWEST POINTS SCORED

76 vs. Chicago, 11/17/74

## CURRENT HOME STREAK

Won 1

## LARGEST WINNING MARGIN

28 vs. Chicago, 11/18/07 (106-78)

## FEWEST POINTS ALLOWED

72 vs. Chicago, 11/19/06

## CURRENT ROAD STREAK

Won 2

## LARGEST LOSING MARGIN

23 vs. Chicago, 1/28/16 (91-114)  
 23 @ Chicago, 2/18/75 (105-128)

## HIGH INDIV. GAME (LAKERS)

45, E. Baylor @ Chicago, 10/19/66

## LAST HOME WIN

11/21/17 (103-94)

## MOST POINTS SCORED

154 vs. Chicago, 11/23/66

## HIGH INDIV. GAME (BULLS)

54, M. Jordan vs. Chicago, 11/20/92

## LAST ROAD WIN

1/26/18 (108-103)

## MOST POINTS ALLOWED

134 @ Chicago, 10/19/66

## LAST HOME LOSS

11/20/16 (110-118)





One Center Court, Cleveland, OH 44115  
 phone: (216) 420-2000 / www.cavs.com

**BASKETBALL DIRECTORY / GENERAL INFORMATION**

Chairman: Dan Gilbert  
 General Manager: Koby Altman  
 Head Coach: Tyronn Lue  
 Associate Head Coach: Larry Drew  
 Assistant Coaches: Mike Longabardi, James Posey,  
 Damon Jones, Dan Geriot  
 Head Athletic Trainer: Steve Spiro  
 EVP & Chief Communications Officer: Tad Carper  
 Director of Basketball Communications: B.J. Evans  
 Basketball Communications Sr. Manager: Jeff Schaefer  
 Home Court: Quicken Loans Arena (19,432) - opened in 1994  
 Colors: Wine and Gold  
 Radio: WTAM (1100 AM) - John Michael, Jim Chones, Mike Snyder  
 Spanish Radio: LA MEGA (87.7 FM) - Rafael Hernández Brito  
 Television: FOX Sports Ohio - Fred McLeod, Austin Carr



**FRANCHISE TIMELINE**

Cleveland Cavaliers (founded 1970-71)

**ALL-TIME WIN / LOSS**

	Home	Away	Neutral	Overall
Lakers vs. Cavaliers	38-18	24-32	-	62-50

**2017-18 RESULTS**

12/14/17 @ Cleveland 112-121 (L)  
 3/11/18 vs. Cleveland 127-113 (W)

**2018-19 MEETINGS**

11/21/18 @ Cleveland 5:00 pm (ESPN)  
 1/13/19 vs. Cleveland 6:30 pm

**LAKERS 2017-18 STATISTICS VS. CLEVELAND**

	G	GS	MIN	FG	FGA	FG%	3FG	3FGA	3FG%	FT	FTA	FT%	OFF	DEF	TOT	AST	PF	DQ	STL	TO	BLK	PTS	P/G
Ingram	1	1	40	10	15	.667	3	4	.750	3	4	.750	1	5	6	6	4	0	1	2	0	26	26.0
Randle	2	1	60	20	27	.741	0	0	---	9	11	.818	7	11	18	10	4	0	1	6	3	49	24.5
Caldwell-Pope	1	1	38	7	13	.538	4	8	.500	2	2	1.000	2	4	6	1	2	0	2	2	0	20	20.0
Thomas (LAL)	1	0	31	7	16	.438	2	7	.286	4	4	1.000	3	2	5	9	3	0	1	5	0	20	20.0
Kuzma	2	1	70	12	30	.400	3	10	.300	7	7	1.000	4	13	17	3	6	0	0	5	0	34	17.0
Lopez	2	2	55	14	28	.500	2	6	.333	0	2	.000	3	6	9	6	6	0	1	2	3	30	15.0
Clarkson	1	0	25	5	13	.385	1	7	.143	0	0	---	0	1	1	4	0	0	0	2	0	11	11.0
Hart	1	1	33	4	11	.364	1	4	.250	2	2	1.000	1	9	10	2	2	0	1	1	1	11	11.0
Bail	2	2	69	7	22	.318	4	14	.286	0	0	---	1	10	11	18	5	0	3	6	0	18	9.0
Nance	1	1	21	3	7	.429	0	0	---	0	2	.000	8	4	12	3	2	0	2	0	0	6	6.0
Wear	1	0	12	2	3	.667	2	3	.667	0	0	---	0	2	2	0	1	0	0	0	0	6	6.0
Brewer	1	0	8	2	3	.667	0	1	.000	0	0	---	0	0	0	1	2	0	1	0	0	4	4.0
Caruso	1	0	12	2	3	.667	0	1	.000	0	0	---	0	2	2	0	0	0	1	0	0	4	4.0
Williams	1	0	0	0	0	---	0	0	---	0	0	---	0	0	0	0	0	0	0	0	0	0	0.0
Zubac	1	0	6	0	0	---	0	0	---	0	0	---	0	1	1	0	2	0	2	0	0	0	0.0

**CURRENT STREAK**

Won 1

**LAST HOME LOSS**

3/19/17 (120-125)

**MOST POINTS ALLOWED**

154 @ Cleveland (4OT), 1/29/80  
 129 vs. Cleveland, 11/5/85

**CURRENT HOME STREAK**

Won 1

**LAST ROAD LOSS**

12/14/17 (112-121)

**FEWEST POINTS SCORED**

70 @ Cleveland, 11/5/02

**CURRENT ROAD STREAK**

Lost 4

**LARGEST WINNING MARGIN**

55 vs. Cleveland, 1/11/11 (112-57)

**FEWEST POINTS ALLOWED**

57 vs. Cleveland, 1/11/11

**LAST HOME WIN**

3/11/18 (127-113)

**LARGEST LOSING MARGIN**

38 @ Cleveland, 11/30/94 (79-117)

**HIGH INDIV. GAME (LAKERS)**

47, K. Bryant @ Cleveland, 1/30/01

**LAST ROAD WIN**

2/5/14 (119-108)

**MOST POINTS SCORED**

153 @ Cleveland (4OT), 1/29/80  
 140 vs. Cleveland, 11/11/79

**HIGH INDIV. GAME (CAVALIERS)**

46, K. Irving vs. Cleveland, 3/19/17

# DALLAS MAVERICKS



American Airlines Center, 2500 Victory Ave., Dallas, TX 75219  
 phone: (214) 665-4660 / www.mavs.com

## BASKETBALL DIRECTORY / GENERAL INFORMATION

Owner: Mark Cuban  
 President of Basketball Operations / General Manager: Donn Nelson  
 Head Coach: Rick Carlisle  
 Assistant Coaches: Stephen Silas, Jamahl Mosley, Larry Shyatt,  
 Darrell Armstrong, Mike Weiner  
 Head Athletic Trainer: Casey Smith  
 VP, Basketball Communications: Sarah Melton  
 Director, Basketball Communications: Scott Tomlin  
 Home Court: American Airlines Center (19,200) - opened in 2001  
 Colors: Blue, Black and Silver  
 Radio: ESPN Radio (103.3 FM) - Chuck Cooperstein, Brad Davis  
 Spanish Radio: KFLC (Univision 1270 AM) - Victor Villalba  
 Television: Fox Sports Southwest - Mark Followill, Derek Harper,  
 Jeff Wade

## FRANCHISE TIMELINE

Dallas Mavericks (founded 1980-81)

## ALL-TIME WIN / LOSS

	Home	Away	Neutral	Overall
Lakers vs. Mavericks	58-19	49-28	-	107-47

## 2017-18 RESULTS

1/13/18	@ Dallas	107-101 (OT)	(W)
2/10/18	@ Dallas	123-130	(L)
2/23/18	vs. Dallas	124-102	(W)
3/28/18	vs. Dallas	103-93	(W)

## 2018-19 MEETINGS

10/31/18	vs. Dallas	7:30 am
11/30/18	vs. Dallas	7:30 pm
1/7/19	@ Dallas	5:30 pm

## LAKERS 2017-18 STATISTICS VS. DALLAS

	G	GS	MIN	FG	FGA	FG%	3FG	3FGA	3FG%	FT	FTA	FT%	OFF	DEF	TOT	AST	PF	DO	STL	TO	BLK	PTS	P/G
Randle	4	4	134	35	53	.660	0	0	---	17	24	.708	11	35	46	21	15	1	1	18	0	87	21.8
Thomas (LAL)	2	0	56	12	24	.500	6	15	.400	9	9	1.000	0	3	3	10	7	0	3	8	0	39	19.5
Clarkson	1	0	30	9	18	.500	1	4	.250	0	0	---	0	3	3	4	0	0	0	2	0	19	19.0
Kuzma	4	0	127	24	49	.490	8	23	.348	4	10	.400	6	26	32	10	9	0	3	8	3	60	15.0
Ingram	4	4	102	21	37	.568	6	9	.667	6	8	.750	2	20	22	15	10	0	4	8	3	54	13.5
Lopez	4	4	103	20	46	.435	6	19	.316	8	12	.667	2	14	16	13	9	0	2	1	2	54	13.5
Caldwell-Pope	4	4	141	18	34	.529	7	17	.412	10	15	.667	3	23	26	8	9	0	7	6	0	53	13.3
Ball	3	2	85	10	28	.357	5	16	.313	1	2	.500	6	12	18	2	0	1	3	0	0	26	8.7
Hart	3	2	75	9	22	.409	4	12	.333	1	2	.500	2	12	14	3	7	0	2	3	0	23	7.7
Wear	1	0	15	2	3	.667	1	2	.500	0	0	---	0	2	2	1	1	0	0	0	0	5	5.0
Zubac	3	0	27	6	7	.857	0	0	---	2	2	1.000	3	6	9	2	4	0	1	1	2	14	4.7
Ennis	3	0	26	4	12	.333	2	5	.400	0	0	---	0	4	4	2	5	0	1	2	0	10	3.3
Caruso	2	0	16	1	6	.167	0	4	.000	3	4	.750	0	1	1	3	2	0	0	1	1	5	2.5
Brewer	2	0	22	1	3	.333	0	0	---	2	2	1.000	2	0	2	0	5	0	0	1	0	4	2.0
Bryant	1	0	5	0	1	.000	0	0	---	2	2	1.000	0	2	2	0	0	0	0	0	0	2	2.0
Nance	1	0	19	1	6	.167	0	0	---	0	0	---	3	4	7	0	4	0	0	0	0	2	2.0

## CURRENT STREAK

Won 2

## LAST HOME LOSS

12/29/16 (89-101)

## MOST POINTS ALLOWED

140 vs. Dallas, 11/21/14

## CURRENT HOME STREAK

Won 2

## LAST ROAD LOSS

2/10/18 (123-130)

## FEWEST POINTS SCORED

72 @ Dallas, 11/19/02  
 72 vs. Dallas, 3/11/07

## CURRENT ROAD STREAK

Lost 1

## LARGEST WINNING MARGIN

35 vs. Dallas, 1/3/10 (131-96)

## FEWEST POINTS ALLOWED

70 vs. Dallas, 1/16/12

## LAST HOME WIN

3/28/18 (103-93)

## LARGEST LOSING MARGIN

49 @ Dallas, 1/22/17 (73-122)

## HIGH INDIV. GAME (LAKERS)

62, K. Bryant vs. Dallas, 12/20/05

## LAST ROAD WIN

1/13/18 (107-101, OT)

## MOST POINTS SCORED

138 vs. Dallas, 3/14/82

## HIGH INDIV. GAME (MAVERICKS)

42, M. Aguirre vs. Dallas, 12/2/83



1000 Chopper Circle, Denver, CO 80204  
 phone: (303) 405-1100 / www.nuggets.com

**BASKETBALL DIRECTORY / GENERAL INFORMATION**

Owner: E. Stanley Kroenke  
 President & Governor: Josh Kroenke  
 President of Basketball Operations: Tim Connelly  
 Head Coach: Michael Malone  
 Assistant Coaches: Wes Unseld Jr., David Adelman, Jordi Fernandez,  
 Bob Weiss, Ryan Bowen, Charles Klask  
 Player Development Coaches: John Beckett, Stephen Graham,  
 Ognjen Stojakovic  
 Head Athletic Trainer: Dan Shimensky  
 Director, Media Relations: Nick O'Hayre  
 Manager, Media Relations: Cody Wise  
 Home Court: Pepsi Center (19,520) - opened in 1999  
 Colors: Dark Red, Dark Blue and Yellow  
 Radio: Altitude Radio Network - Jason Kosmicki  
 Television: Altitude Sports & Entertainment - Chris Marlowe, Scott Hastings,  
 Chris Dempsey, Vic Lombardi, Katy Winge



**FRANCHISE TIMELINE**

Denver Nuggets (founded 1967-68)

**ALL-TIME WIN / LOSS**

	Home	Away	Neutral	Overall
Lakers vs. Nuggets	59-26	45-42	-	104-68

**2017-18 RESULTS**

11/19/17 vs. Denver 127-109 (W)  
 12/2/17 @ Denver 100-115 (L)  
 3/9/18 @ Denver 116-125 (L)  
 3/13/18 vs. Denver 112-103 (W)

**2018-19 MEETINGS**

10/25/18 vs. Denver 7:30 pm (TNT)  
 11/27/18 @ Denver 6:00 pm  
 3/6/19 vs. Denver 7:30 pm (ESPN)

**LAKERS 2017-18 STATISTICS VS. DENVER**

	G	GS	MIN	FG	FGA	FG%	3FG	3FGA	3FG%	FT	FTA	FT%	OFF	DEF	TOT	AST	PF	DO	STL	TO	BLK	PTS	PIG
Randle	4	2	121	33	53	.623	2	5	400	15	27	.556	8	24	32	14	16	0	1	12	0	83	20.8
Lopez	4	4	105	34	59	.576	10	22	455	4	6	.667	6	10	16	9	15	0	3	6	82	20.5	
Kuzma	4	3	131	27	54	.500	11	22	500	5	7	.714	5	27	32	10	9	0	2	8	0	70	17.5
Ingram	2	2	57	11	27	.407	1	5	200	10	10	1.000	2	7	9	6	9	0	1	7	0	33	16.5
Thomas (LAL)	2	0	60	12	32	.375	4	11	364	5	6	.833	3	3	6	6	4	0	1	5	0	33	16.5
Clarkson	2	0	53	12	24	.500	2	8	250	4	7	.571	4	2	6	5	5	0	1	5	0	30	15.0
Caldwell-Pope	4	4	134	15	37	.405	9	27	333	6	8	.750	5	23	28	11	9	0	7	3	1	45	11.3
Baill	4	4	152	18	50	.360	4	23	174	0	2	.000	10	32	42	32	10	0	9	15	5	40	10.0
Ennis	1	0	17	3	3	1.000	2	2	1.000	0	0	---	1	0	1	3	2	0	1	3	1	8	8.0
Hart	2	0	35	4	6	.667	3	5	600	1	2	.500	2	3	5	2	1	0	3	0	1	12	6.0
Nance	1	1	24	2	4	.500	0	0	---	0	0	---	4	2	6	0	4	0	0	2	0	4	4.0
Wear	2	0	21	3	8	.375	2	6	333	0	0	---	0	3	3	0	6	0	0	1	1	8	4.0
Bogut	1	0	3	1	1	1.000	0	0	---	0	0	---	1	0	1	0	1	0	0	0	0	2	2.0
Caruso	1	0	10	0	0	---	0	0	---	2	2	1.000	0	1	1	1	0	0	0	0	0	2	2.0
Brewer	2	0	24	1	5	.200	0	1	.000	1	1	1.000	1	0	1	3	1	0	4	1	0	3	1.5
Zubac	3	0	15	0	5	.000	0	0	---	0	0	---	2	3	5	0	5	0	0	1	1	0	0.0

**CURRENT STREAK**

Won 1

**LAST HOME LOSS**

1/17/17 (121-127)

**MOST POINTS ALLOWED**

148 vs. Denver (OT), 3/29/81  
 146 vs. Denver, 11/6/84

**CURRENT HOME STREAK**

Won 3

**LAST ROAD LOSS**

3/9/18 (116-125)

**FEWEST POINTS SCORED**

74 vs. Denver, 2/3/95

**CURRENT ROAD STREAK**

Lost 4

**LARGEST WINNING MARGIN**

39 vs. Denver, 2/19/98 (131-92)

**FEWEST POINTS ALLOWED**

68 @ Denver, 11/21/01

**LAST HOME WIN**

3/13/18 (112-103)

**LARGEST LOSING MARGIN**

29 vs. Denver, 11/12/93 (84-113)

**HIGH INDIV. GAME (LAKERS)**

51, K. Bryant @ Denver, 2/12/03

**LAST ROAD WIN**

12/22/15 (111-107)

**MOST POINTS SCORED**

153 vs. Denver, 4/9/92

**HIGH INDIV. GAME (NUGGETS)**

51, A. Iverson @ Denver, 12/5/07

# DETROIT PISTONS



6 Championship Dr., Auburn Hills, MI 48326  
 phone: (248) 377-0100 / fax: (248) 377-3260 / www.pistons.com

## BASKETBALL DIRECTORY / GENERAL INFORMATION

Owner: Tom Gores  
 Vice Chairman: Arn Tellem  
 Senior Advisor to Owner Tom Gores: Ed Stefanski  
 Head Coach: Dwane Casey  
 Assistant Coaches: Sidney Lowe, Sean Sweeney, Micah Nori, Corey Gaines  
 Athletic Trainer: Jim Scholler  
 Vice President, Public Relations: Kevin Grigg  
 Sr. Director, Public Relations: Clellus Lewis  
 Coordinator, Public Relations: Josh Schur  
 Home Court: Little Caesars Arena (20,491) - opened in 2017  
 Colors: Red, White, Blue  
 Radio: The Ticket (97.1 FM) - Mark Champion, Rick Mahorn, George Blaha  
 Television: FS Detroit - George Blaha, Greg Kelsner

## FRANCHISE TIMELINE / LAKERS RECORD

Fort Wayne Pistons (founded 1948-49) W/L: 44-41  
 Detroit Pistons (founded 1957-58) W/L: 161-91

## ALL-TIME WIN / LOSS

	Home	Away	Neutral	Overall
Minneapolis Era	32-14	20-31	12-13	64-58
Los Angeles Era	73-25	59-39	9-10	141-74
All-Time Totals	105-39	79-70	21-23	205-132
Lakers vs. Detroit	81-32	69-43	11-16	161-91

## 2017-18 RESULTS

10/31/17 vs. Detroit 113-93 (W)  
 3/26/18 @ Detroit 106-112 (L)

## 2018-19 MEETINGS

1/9/19 vs. Detroit 7:30 pm (ESPN)  
 3/15/19 @ Detroit 4:00 pm

## LAKERS 2017-18 STATISTICS VS. DETROIT

	G	GS	MIN	FG	FGA	FG%	3FG	3FGA	3FG%	FT	FTA	FT%	OFF	DEF	TOT	AST	PF	DQ	STL	TO	BLK	PTS	P/IG
Randle	2	1	50	14	22	.636	0	1	.000	12	15	.800	1	17	18	4	8	0	2	8	0	40	20.0
Kuzma	2	1	61	14	23	.609	6	10	.600	2	3	.667	2	15	17	4	2	0	0	3	0	36	18.0
Ball	2	2	71	13	21	.619	2	4	.500	0	0	---	3	11	14	14	4	0	2	2	2	28	14.0
Nance	1	1	27	5	10	.500	0	0	---	4	4	1.000	3	9	12	2	0	0	3	1	0	14	14.0
Caldwell-Pope	2	2	66	9	27	.333	5	15	.333	3	4	.750	1	10	11	5	3	0	1	2	1	26	13.0
Ingram	1	1	34	6	12	.500	1	2	.500	0	0	---	0	5	5	6	1	0	4	5	1	13	13.0
Lopez	2	2	53	9	25	.360	2	10	.200	2	4	.500	0	4	4	13	6	0	0	1	7	22	11.0
Frye (LAL)	1	0	7	2	2	1.000	0	0	---	0	0	---	0	0	0	2	0	0	0	0	0	4	4.0
Clarkson	1	0	21	4	9	.444	1	2	.500	1	1	1.000	0	3	3	4	1	0	0	0	0	10	10.0
Bogut	1	0	8	2	3	.667	0	0	---	0	0	---	3	1	4	1	2	0	0	0	0	4	4.0
Ennis	2	0	20	4	9	.444	0	1	.000	0	0	---	1	0	1	3	2	0	0	0	0	8	4.0
Wear	1	0	17	0	2	.000	0	2	.000	4	4	1.000	0	4	4	0	0	0	0	0	0	4	4.0
Zubac	2	0	11	2	7	.286	0	0	---	3	4	.750	3	2	5	1	2	0	0	1	1	7	3.5
Hart	1	0	17	1	3	.333	1	1	1.000	0	0	---	0	2	2	1	1	0	0	1	0	3	3.0
Brewer	1	0	14	0	1	.000	0	1	.000	0	0	---	0	0	0	1	0	0	0	0	0	0	0.0
Bryant	1	0	1	0	0	---	0	0	---	0	0	---	0	0	0	0	0	0	0	0	0	0	0.0
Payton (LAL)	1	0	3	0	0	---	0	0	---	0	0	---	0	0	0	0	0	0	0	0	0	0	0.0

## CURRENT STREAK

Lost 1

## LAST HOME LOSS

1/15/17 (97-102)

## MOST POINTS ALLOWED

135 vs. Detroit (OT), 2/22/72  
 135 @ Detroit, 1/25/79

## CURRENT HOME STREAK

Won 1

## LAST ROAD LOSS

3/26/18 (106-112)

## FEWEST POINTS SCORED\*

76 vs. Ft. Wayne, 12/30/54  
 78 @ Detroit, 2/8/07

## CURRENT ROAD STREAK

Lost 3

## LARGEST WINNING MARGIN

56 vs. Detroit, 11/12/66 (144-88)

## FEWEST POINTS ALLOWED\*

76 @ Detroit, 11/29/96

## LAST HOME WIN

10/31/17 (113-93)

## LARGEST LOSING MARGIN

35 @ Detroit, 1/25/79 (135-100)

## LAST ROAD WIN

12/2/14 (106-96)

## MOST POINTS SCORED

148 vs. Detroit, 3/24/85

## HIGH INDIV. GAME (LAKERS)

57, E. Baylor @ Detroit, 2/16/61

## HIGH INDIV. GAME (PISTONS)

46, J. Stackhouse @ Detroit, 3/15/01



1011 Broadway, Oakland, CA 94607  
phone: (510) 986-2200 / www.warriors.com

## BASKETBALL DIRECTORY / GENERAL INFORMATION

Owner & CEO: Joe Lacob  
 Owner: Peter Guber  
 President & COO: Rick Welts  
 President, Basketball Operations/General Manager: Bob Myers  
 Head Coach: Steve Kerr  
 Assistant Coaches: Ron Adams, Mike Brown, Jarron Collins, Bruce Fraser  
 Head Athletic Trainer: Drew Yoder  
 Vice President, Communications: Raymond Ridder  
 Director, Public Relations: Brett Winkler  
 Director, Basketball Communications: Michael Ravina  
 Director, Publications & Statistical Information: Darryl Arata  
 Home Court: Oracle Arena (19,596) - opened in 1997  
 Colors: Warriors Royal Blue, California Golden Yellow  
 Radio: KGMZ-FM (95.7 The Game) - Tim Roye  
 Television: NBC Sports Bay Area - Bob Fitzgerald, Jim Barnett



## FRANCHISE TIMELINE / LAKERS RECORD

Philadelphia Warriors	(founded 1946-47)	W/L: 59-51
San Francisco Warriors	(founded 1962-63)	W/L: 48-33
Golden State Warriors	(founded 1971-72)	W/L: 144-81

## 2017-18 RESULTS

11/29/17	vs. Golden State	123-127 (OT) (W)
12/18/17	vs. Golden State	114-116 (OT) (L)
12/22/17	@ Golden State	106-113 (L)
3/14/18	@ Golden State	106-117 (L)

## ALL-TIME WIN / LOSS

	Home	Away	Neutral	Overall
Minneapolis Era	29-4	9-24	13-12	51-40
Los Angeles Era	117-43	80-77	3-5	200-125
<b>All-Time Totals</b>	<b>146-47</b>	<b>89-101</b>	<b>16-17</b>	<b>251-165</b>
<i>Lakers vs. SF / Golden St.</i>	<i>112-40</i>	<i>78-72</i>	<i>2-2</i>	<i>192-114</i>

## 2018-19 MEETINGS

12/25/18	@ Golden State	5:00 pm (ABC)
1/21/19	vs. Golden State	7:30 pm (TNT)
2/2/19	@ Golden State	5:30 pm (ABC)
4/4/19	vs. Golden State	7:30 pm (TNT)

## LAKERS 2017-18 STATISTICS VS. GOLDEN STATE

	G	GS	MIN	FG	FGA	FG%	3FG	3FGA	3FG%	FT	FTA	FT%	OFF	DEF	TOT	AST	PF	DQ	STL	TO	BLK	PTS	P/G
Kuzma	2	1	83	19	31	.613	7	12	.583	7	9	.778	4	16	20	4	6	0	2	5	2	52	26.0
Ingram	3	3	119	23	44	.523	2	3	.667	15	21	.714	2	12	14	12	13	0	5	9	4	63	21.0
Randle	4	1	120	29	50	.580	2	4	.500	18	27	.667	11	24	35	7	16	1	2	7	3	78	19.5
Thomas (LAL)	1	1	37	6	14	.429	5	9	.556	3	3	1.000	0	1	1	1	7	0	0	1	4	20	20.0
Ball	4	4	158	23	51	.451	12	27	.444	5	11	.455	5	14	19	32	12	0	5	12	4	63	15.8
Caldwell-Pope	4	4	149	19	65	.292	7	34	.206	13	16	.813	4	20	24	5	11	0	9	4	2	58	14.5
Ennis	1	0	12	5	6	.833	1	1	1.000	1	2	.500	0	2	2	1	0	0	1	0	0	12	12.0
Lopez	3	3	64	13	25	.520	2	9	.222	4	8	.500	4	4	8	4	4	0	4	5	7	32	10.7
Clarkson	3	0	69	13	35	.371	2	7	.286	1	1	1.000	3	6	9	15	6	0	0	4	0	29	9.7
Wear	1	0	16	1	6	.167	1	4	.250	2	2	1.000	0	1	1	1	3	0	0	0	0	5	5.0
Hart	3	0	48	5	11	.455	1	2	.500	2	2	1.000	1	5	6	1	7	0	3	2	0	13	4.3
Bogut	2	1	17	4	6	.667	0	0	---	0	0	---	2	3	5	1	1	0	0	1	1	8	4.0
Nance	3	2	55	3	9	.333	0	0	---	4	6	.667	0	10	10	7	3	0	6	1	2	10	3.3
Caruso	2	0	28	2	2	1.000	0	0	---	0	0	---	0	1	1	1	4	0	2	2	2	4	2.0
Williams	1	0	8	1	4	.250	0	2	.000	0	0	---	0	1	1	0	0	0	0	0	0	2	2.0
Brewer	3	0	23	0	4	.000	0	2	.000	0	0	---	0	1	1	1	5	0	3	2	0	0	0.0
Zubac	1	0	6	0	2	.000	0	0	---	0	2	.000	0	3	3	0	0	0	0	0	0	0	0.0

### CURRENT STREAK

Lost 7

### CURRENT HOME STREAK

Lost 3

### CURRENT ROAD STREAK

Lost 11

### LAST HOME WIN

11/4/16 (117-97)

### LAST ROAD WIN

12/22/12 (118-115, OT)

### LAST HOME LOSS

12/18/17 (114-116, OT)

### LAST ROAD LOSS

3/14/18 (106-117)

### LARGEST WINNING MARGIN

63 vs. Golden State, 3/19/72 (162-99)

### LARGEST LOSING MARGIN

43 @ Golden State, 11/23/16 (106-149)

### MOST POINTS SCORED

162 vs. Golden State, 3/19/72

### MOST POINTS ALLOWED

149 @ Golden State, 11/23/16

### FEWEST POINTS SCORED\*

76 vs. Philadelphia, 1/3/55  
 76 @ Golden State, 11/18/93  
 76 vs. Golden State, 4/3/99

### FEWEST POINTS ALLOWED\*

72 vs. Golden State, 11/2/03

### HIGH INDIV. GAME (LAKERS)

63, E. Baylor @ Philadelphia, 12/8/61  
 52, E. Baylor vs. San Francisco, 12/15/62

### HIGH INDIV. GAME (WARRIORS)

78, W. Chamberlain @ Philadelphia, 12/8/61  
 72, W. Chamberlain vs. San Francisco, 11/3/62

# HOUSTON ROCKETS



Toyota Center, 1510 Polk Street, Houston, TX 77002  
phone: (713) 758-7200 / www.rockets.com

## BASKETBALL DIRECTORY / GENERAL INFORMATION

Owner: Tilman J. Fertitta  
Chief Executive Officer: Tad Brown  
General Manager: Daryl Morey  
Head Coach: Mike D'Antoni  
Assistant Coaches: Roy Rogers, Brett Gunning, Matt Brase  
Senior Vice President of Basketball Operations: Keith Jones  
Head Athletic Trainer: Jason Biles  
Senior Director, Media & Player Relations: Tracey Hughes  
Manager, Media Relations: Sean McCloskey  
Home Court: Toyota Center (18,023) - opened in 2003  
Colors: Red, Black, Silver, White  
Radio: SportsTalk 790 (KBME 790 AM) - Craig Ackerman, Matt Thomas  
Spanish Radio: La Ranchera (KEYH 850 AM) - Adrian Chavarria  
Television: AT&T SportsNet - Bill Worrell, Matt Bullard, Clyde Drexler, Craig Ackerman

## FRANCHISE TIMELINE / LAKERS RECORD

San Diego Rockets (founded 1967-68) W/L: 22-6  
Houston Rockets (founded 1971-72) W/L: 114-74

## ALL-TIME WIN / LOSS

	Home	Away	Neutral	Overall
All-Time Totals	75-34	60-45	1-1	136-80
Lakers vs. Houston	62-33	51-40	1-1	114-74

## 2017-18 RESULTS

12/3/17 vs. Houston 95-118 (L)  
12/20/17 @ Houston 122-116 (W)  
12/31/17 @ Houston 142-148 (2OT) (L)  
4/10/18 vs. Houston 99-105 (L)

## 2018-19 MEETINGS

10/20/18 vs. Houston 7:30 pm (ESPN)  
12/13/18 @ Houston 5:00 pm (TNT)  
1/19/19 @ Houston 5:30 pm (ABC)  
2/21/19 vs. Houston 7:30 pm (TNT)

## LAKERS 2017-18 STATISTICS VS. HOUSTON

	G	GS	MIN	FG	FGA	FG%	3FG	3FGA	3FG%	FT	FTA	FT%	OFF	DEF	TOT	AST	PF	DQ	STL	TO	BLK	PTS	P/G
Kuzma	3	2	110	27	53	.509	15	27	.556	14	19	.737	5	19	24	7	6	0	1	3	4	83	27.7
A. Ingram	1	0	29	6	8	.750	4	5	.800	3	3	1.000	0	3	3	1	2	0	1	1	3	19	19.0
B. Ingram	3	3	122	14	37	.378	1	4	.250	14	18	.778	4	17	21	15	5	0	4	7	0	43	14.3
Hart	4	3	119	20	44	.455	9	25	.360	8	14	.571	1	16	17	6	11	1	4	2	1	57	14.3
Randle	4	2	75	23	38	.605	0	1	.000	9	13	.692	9	20	29	8	15	1	3	9	1	55	13.8
Nance	3	1	70	14	24	.583	0	0	---	7	12	.583	13	9	22	6	9	0	3	1	1	35	11.7
Lopez	2	2	36	7	16	.438	2	8	.250	6	9	.667	2	7	9	2	5	0	0	5	2	22	11.0
Emris	3	1	72	13	27	.481	0	3	.000	6	7	.857	1	8	9	16	7	1	4	6	0	32	10.7
Brewer	3	0	67	11	18	.611	3	6	.500	5	7	.714	2	9	11	6	13	1	5	2	1	30	10.0
Caldwell-Pope	2	2	56	6	20	.300	5	12	.417	2	2	1.000	0	5	5	4	2	0	3	2	0	19	9.5
Ball	2	2	60	5	18	.278	2	11	.182	6	9	.667	0	10	10	7	3	0	1	8	4	18	9.0
Clarkson	3	0	60	5	26	.192	1	10	.100	4	5	.800	0	2	2	5	1	0	2	5	0	15	5.0
Caruso	3	1	39	5	13	.385	1	4	.250	2	3	.667	2	6	8	6	7	0	2	3	0	13	4.3
Bogut	2	1	26	3	3	1.000	0	0	---	2	2	1.000	3	5	8	0	6	0	0	2	1	8	4.0
Frye (LAL)	1	0	15	2	6	.333	0	3	.000	0	0	---	0	3	3	2	0	0	1	1	0	4	4.0
Wear	1	0	15	1	6	.167	1	4	.250	0	0	---	0	4	4	2	1	0	1	1	1	3	3.0
Payton (LAL)	1	0	8	0	2	.000	0	1	.000	0	0	---	2	0	2	1	0	0	1	0	0	0	0.0
Zubac	2	0	23	1	3	.333	0	0	---	0	0	---	1	4	5	1	3	0	1	2	0	2	1.0
Bryant	1	0	8	0	2	.000	0	0	---	0	2	.000	0	1	1	1	2	0	0	1	0	0	0.0

## CURRENT STREAK

Lost 2

## LAST HOME LOSS

4/10/18 (99-105)

## MOST POINTS ALLOWED

148 @ Houston (2OT), 12/31/18  
145 vs. Houston, 4/8/14

## CURRENT HOME STREAK

Lost 2

## LAST ROAD LOSS

12/31/18 (142-148, 2OT)

## FEWEST POINTS SCORED

74 vs. Houston, 12/18/05  
74 @ Houston, 11/7/00

## CURRENT ROAD STREAK

Lost 1

## LARGEST WINNING MARGIN

36 vs. San Diego, 10/27/68 (152-116)  
31 vs. Houston, 11/12/82 (127-96)

## FEWEST POINTS ALLOWED

74 @ Houston, 11/15/91

## LAST HOME WIN

10/26/16 (120-114)

## LARGEST LOSING MARGIN

39 @ Houston, 3/15/17 (100-139)

## HIGH INDIV. GAME (LAKERS)

53, K. Bryant vs. Houston, 12/15/06  
53, K. Bryant vs. Houston, 3/30/07

## LAST ROAD WIN

12/20/17 (122-116)

## MOST POINTS SCORED

152 vs. San Diego, 10/27/68  
142 @ Houston (2OT), 12/31/18  
137 vs. Houston, 12/26/71

## HIGH INDIV. GAME (ROCKETS)

51, J. Harden @ Houston, 12/20/17



125 S. Pennsylvania Street, Indianapolis, IN 46204  
 phone: (317) 917-2500 / www.pacers.com

**BASKETBALL DIRECTORY / GENERAL INFORMATION**

Owner, Chairman and CEO: Herbert Simon  
 President of Basketball Operations: Kevin Pritchard  
 President/Chief Operating Officer: Rick Fuson  
 General Manager: Chad Buchanan  
 Head Coach: Nate McMillan  
 Assistant Coaches: Bill Bayno, Dan Burke, Popeye Jones  
 Sr. Director of Medical Operations / Head Athletic Trainer: Josh Corbell  
 Director of Media Relations: David Benner  
 Associate Director of Media Relations: Krissy Myers  
 Home Court: Bankers Life Fieldhouse (17,923) - opened in 1999  
 Colors: Blue, Gold  
 Radio: 1070 The Fan/93.5 FM - Mark Boyle, Bob Leonard  
 Television: FSN Indiana - Quinn Buckner, Chris Denari, Jeremiah Johnson



**FRANCHISE TIMELINE**

Indiana Pacers (founded 1976-77)

**ALL-TIME WIN / LOSS**

Lakers vs. Pacers	Home 36-9	Away 23-20	Neutral -	Overall 59-29
-------------------	--------------	---------------	--------------	------------------

**2017-18 RESULTS**

1/19/18 vs. Indiana 99-86 (W)  
 3/19/18 @ Indiana 100-110 (L)

**2018-19 MEETINGS**

11/29/18 vs. Indiana 7:30 pm  
 2/5/19 @ Indiana 4:00 pm

**LAKERS 2017-18 STATISTICS VS. INDIANA**

	G	GS	MIN	FG	FGA	FG%	3FG	3FGA	3FG%	FT	FTA	FT%	OFF	DEF	TOT	AST	PF	DQ	STL	TO	BLK	PTS	P/IG
Clarkson	1	0	34	14	19	.737	3	6	.500	2	3	.667	0	7	7	7	0	0	0	4	0	33	33.0
Kuzma	2	2	69	15	33	.455	6	19	.316	4	8	.500	2	11	13	4	5	0	0	4	1	40	20.0
Randle	2	2	55	16	31	.516	0	0	---	3	7	.429	7	6	13	5	7	0	2	1	1	35	17.5
Lopez	2	1	53	12	22	.545	1	7	.143	2	6	.333	4	9	13	4	2	0	0	3	4	27	13.5
Caldwell-Pope	1	1	39	3	10	.300	3	8	.375	3	3	1.000	0	7	7	1	2	0	1	2	1	12	12.0
Thomas (LAL)	1	0	25	4	14	.286	0	5	.000	3	4	.750	0	3	3	3	3	0	0	1	0	11	11.0
Nance	1	0	28	5	5	1.000	0	0	---	0	2	.000	3	8	11	3	1	0	3	0	2	10	10.0
Hart	1	1	33	4	8	.500	1	4	.250	0	0	---	0	5	5	1	2	0	0	3	0	9	9.0
Caruso	1	0	28	2	3	.667	1	2	.500	0	0	---	0	2	2	4	0	0	1	1	0	5	5.0
Ball	1	1	37	1	4	.250	1	4	.250	1	2	.500	0	2	2	8	1	0	2	4	0	4	4.0
Brewer	1	1	29	2	6	.333	0	2	.000	0	0	---	2	5	7	0	2	0	2	2	0	4	4.0
Ennis	2	1	29	3	6	.500	1	2	.500	0	2	.000	0	4	4	5	7	0	0	0	0	7	3.5
Zubac	1	0	7	1	3	.333	0	0	---	0	0	---	2	1	3	1	1	0	0	1	0	2	2.0
Wear	1	0	13	0	2	.000	0	2	.000	0	0	---	0	4	4	0	2	0	0	1	0	0	0.0

**CURRENT STREAK**

Lost 1

**LAST HOME LOSS**

11/29/15 (103-107)

**MOST POINTS ALLOWED**

127 @ Indiana, 1/28/93

**CURRENT HOME STREAK**

Won 2

**LAST ROAD LOSS**

3/19/18 (100-110)

**FEWEST POINTS SCORED**

72 @ Indiana, 2/2/04

**CURRENT ROAD STREAK**

Lost 5

**LARGEST WINNING MARGIN**

28 vs. Indiana, 11/12/78 (134-106)

**FEWEST POINTS ALLOWED**

76 vs. Indiana, 12/11/96

**LAST HOME WIN**

1/19/18 (99-86)

**LARGEST LOSING MARGIN**

27 vs. Indiana, 1/3/92 (87-114)

**HIGH INDIV. GAME (LAKERS)**

45, K. Bryant vs. Indiana, 1/9/06

**LAST ROAD WIN**

3/15/13 (99-93)

**MOST POINTS SCORED**

139 vs. Indiana, 3/3/89

**HIGH INDIV. GAME (PACERS)**

39, P. George vs. Indiana, 11/29/15  
 39, R. Miller @ Indiana, 3/18/05

# LOS ANGELES CLIPPERS

6951 S. Centinela Ave., Playa Vista, CA 90094  
phone: (310) 862-6000 / www.clippers.com



## BASKETBALL DIRECTORY / GENERAL INFORMATION

Owner: Steve Ballmer  
President, Basketball Operations: Lawrence Frank  
General Manager: Michael Winger  
Head Coach: Glenn "Doc" Rivers  
Assistant Coaches: Rex Kalamian, Sam Cassell, Brenden O'Connor, Armond Hill, Casey Hill, John Welch  
Director of Medical Services & Head Athletic Trainer: Jasen Powell  
Chief Communications Officer: Chris Wallace  
Director of Basketball Communications: Dennis Rogers  
Basketball Communications Coordinator: Brandon Ehrlich  
Home Court: STAPLES Center (19,060) - opened in 1999  
Colors: Red, White, Blue, Black  
Radio: AM 570, LA Sports - Brian Sieman  
Television: Prime Ticket - Ralph Lawler

## FRANCHISE TIMELINE / LAKERS RECORD

Buffalo Braves	(founded 1970-71)	W/L: 22-10
San Diego Clippers	(founded 1978-79)	W/L: 24-10
Los Angeles Clippers	(founded 1984-85)	W/L: 100-50

## ALL-TIME WIN / LOSS

	Home	Away	Neutral	Overall
All-Time Totals	81-26	65-44	-	146-70
Lakers vs. LA Clippers	55-19	45-31	-	100-50

## 2017-18 RESULTS

10/19/17 vs. LA Clippers	92-108 (L)
11/27/17 @ LA Clippers	115-120 (L)
12/29/17 vs. LA Clippers	106-121 (L)
4/11/18 @ LA Clippers	115-100 (W)

## 2018-19 MEETINGS

12/28/18 vs. LA Clippers	7:30 pm
1/31/19 @ LA Clippers	7:30 pm
3/4/19 vs. LA Clippers	7:30 pm
4/5/19 @ LA Clippers	7:30 pm

## LAKERS 2017-18 STATISTICS VS. LA CLIPPERS

	G	GS	MIN	FG	FGA	FG%	3FG	3FGA	3FG%	FT	FTA	FT%	OFF	DEF	TOT	AST	PF	DO	STL	TO	BLK	PTS	PIG
Payton (LAL)	1	0	30	11	19	.579	3	7	.429	0	0	---	2	10	12	1	4	0	2	4	0	25	25.0
Clarkson	3	0	83	24	44	.545	5	9	.556	2	3	.667	3	12	15	15	0	0	2	7	0	55	18.3
B. Ingram	3	3	89	17	45	.378	0	4	.000	13	18	.722	0	11	11	8	8	0	1	7	2	47	15.7
Caldwell-Pope	3	3	73	18	40	.450	5	14	.357	2	2	1.000	5	8	13	2	4	0	4	2	0	43	14.3
Lopez	3	3	61	13	34	.382	4	12	.333	9	10	.900	4	5	9	4	8	0	1	1	4	39	13.0
Nance	3	2	77	17	25	.680	0	0	---	5	8	.625	6	18	24	4	12	0	6	5	3	39	13.0
Hart	3	2	80	12	22	.545	8	11	.727	5	5	1.000	2	8	10	8	6	0	2	2	0	37	12.3
Kuzma	3	1	75	15	29	.517	4	14	.286	2	5	.400	4	7	11	6	7	0	2	4	0	36	12.0
Randle	4	2	87	16	32	.500	0	4	.000	12	18	.667	7	14	21	7	15	0	1	9	3	44	11.0
Caruso	3	1	47	6	13	.462	3	5	.600	2	4	.500	3	5	8	5	5	0	0	3	0	17	5.7
A. Ingram	1	0	35	2	9	.222	1	4	.250	0	0	---	1	2	3	6	1	0	2	2	0	5	5.0
Ernis	2	0	33	4	11	.364	0	2	.000	0	0	---	1	3	4	7	1	0	1	3	0	8	4.0
Brewer	3	0	42	5	10	.500	0	2	.000	1	2	.500	1	6	7	4	3	0	3	3	1	11	3.7
Bail	2	2	56	2	13	.154	2	9	.222	0	2	.000	2	12	14	11	5	0	2	5	1	6	3.0
Bryant	2	0	20	3	9	.333	0	6	.000	0	0	---	1	5	6	1	2	0	1	0	2	6	3.0
Zubac	2	0	20	2	5	.400	0	1	.000	2	2	1.000	2	3	5	2	2	0	1	1	3	6	3.0
Deng	1	1	13	1	2	.500	0	0	---	0	0	---	0	0	0	1	0	0	1	1	0	2	2.0
Wear	1	0	15	1	2	.500	0	0	---	0	0	---	0	2	2	0	2	0	0	0	0	2	2.0
Bogut	3	0	23	0	0	---	0	0	---	0	0	---	1	3	4	2	4	0	1	5	2	0	0.0

## CURRENT STREAK

Won 1

## CURRENT HOME STREAK

Lost 3

## CURRENT ROAD STREAK

Won 1

## LAST HOME WIN

12/25/16 (111-102)

## LAST ROAD WIN

4/11/18 (115-100)

## LAST HOME LOSS

12/29/17 (106-121)

## LAST ROAD LOSS

11/27/17 (115-120)

## LARGEST WINNING MARGIN

46 @ San Diego, 11/13/79 (137-91)  
40 vs. LA Clippers, 1/15/10 (126-86)

## LARGEST LOSING MARGIN

48 vs. LA Clippers, 3/6/14 (94-142)

## MOST POINTS SCORED

156 vs. San Diego, 3/23/79  
137 vs. LA Clippers, 11/30/86

## MOST POINTS ALLOWED

142 vs. LA Clippers, 3/6/14  
138 vs. San Diego, 11/27/81

## FEWEST POINTS SCORED

81 vs. LA Clippers, 4/6/16  
81 @ LA Clippers, 4/5/16  
81 @ LA Clippers, 2/25/95

## FEWEST POINTS ALLOWED

68 vs. LA Clippers, 12/14/99

## HIGH INDIV. GAME (LAKERS)

61, S. O'Neal @ LA Clippers, 3/6/00

## HIGH INDIV. GAME (CLIPPERS)

47, B. McAdoo vs. Buffalo, 2/11/75  
42, D. Wilkins @ LA Clippers, 4/16/94





191 Beale Street, Memphis, TN 38103  
 phone: (901) 205-1234 / www.grizzlies.com

**BASKETBALL DIRECTORY / GENERAL INFORMATION**

Controlling Owner: Robert J. Pera  
 General Manager: Chris Wallace  
 Executive Vice President of Basketball Operations: John Hollinger  
 Head Coach: J.B. Bickerstaff  
 Assistant Coaches: Chad Forcier, Jerry Stackhouse, Greg Buckner, Vitaly Potapenko, Nick Van Exel, Adam Mazarei  
 Medical Director: Allen Gruver  
 Head Athletic Trainer: David Crewe  
 Director of Communications and Publications: Jason Wallace  
 Manager of Communications and Publications: Ross Wooden  
 Home Court: FedExForum (17,794) - opened in 2004  
 Colors: Beale Street Blue, Midnight Navy, Grizzlies Gold, Steel Gray  
 Radio: ESPN 92.9 FM / 680 AM - Eric Hasselline, Hank McDowell, Elliot Perry, Michael Wallace  
 Television: Fox Sports Southeast - Pete Pranicca, Brevin Knight, Rob Fischer, Chris Vernon



**FRANCHISE TIMELINE / LAKERS RECORD**

Vancouver Grizzlies (founded 1995-96) W/L: 22-1  
 Memphis Grizzlies (founded 2001-02) W/L: 31-31

**ALL-TIME WIN / LOSS**

	Home	Away	Neutral	Overall
All-Time Totals	30-13	23-19	-	53-32
Lakers vs. Memphis	18-13	13-18	-	31-31

**2017-18 RESULTS**

11/5/17 vs. Memphis 107-102 (W)  
 12/27/17 vs. Memphis 99-109 (L)  
 1/15/18 @ Memphis 114-123 (L)  
 3/24/18 @ Memphis 100-93 (W)

**2018-19 MEETINGS**

12/8/18 @ Memphis 5:00 pm  
 12/23/18 vs. Memphis 6:30 pm  
 2/25/19 @ Memphis 5:00 pm

**LAKERS 2017-18 STATISTICS VS. MEMPHIS**

	G	GS	MIN	FG	FGA	FG%	3FG	3FGA	3FG%	FT	FTA	FT%	OFF	DEF	TOT	AST	PF	DQ	STL	TO	BLK	PTS	PIG
Ingram	2	2	82	16	34	.471	0	0	---	11	17	.647	2	9	11	5	6	0	1	6	2	43	21.5
Caldwell-Pope	4	4	146	22	49	.449	13	29	.448	19	19	1.000	4	17	21	7	9	0	5	7	1	76	19.0
Kuzma	4	3	142	24	70	.343	10	32	.313	7	7	1.000	5	32	37	10	9	0	5	7	1	65	16.3
Clarkson	3	1	75	15	40	.375	6	12	.500	10	13	.769	3	7	10	11	3	0	2	8	1	46	15.3
Nance	2	0	46	11	16	.688	0	0	---	5	6	.833	9	11	20	1	4	0	4	2	3	27	13.5
Randle	4	2	88	17	37	.459	0	4	.000	13	20	.650	10	20	30	5	12	0	2	8	2	47	11.8
Lopez	3	3	85	11	29	.379	5	13	.385	7	15	.467	3	4	7	8	8	0	2	5	3	34	11.3
Wear	1	0	19	4	10	.400	3	7	.429	0	0	---	0	2	2	1	1	0	2	0	0	11	11.0
Ball	2	2	77	8	26	.308	2	14	.143	3	7	.429	5	8	13	19	5	0	1	4	0	21	10.5
Hart	3	1	74	8	17	.471	3	8	.375	6	6	1.000	4	7	11	3	7	0	1	0	1	25	8.3
Ennis	3	1	39	6	16	.375	0	5	.000	0	0	---	1	4	5	7	5	0	1	1	2	12	4.0
Playton (LAL)	1	0	12	2	3	.667	0	0	---	0	0	---	0	0	0	4	4	0	0	0	2	4	4.0
Bogut	1	1	13	1	1	1.000	0	0	---	0	0	---	5	4	9	1	4	0	0	1	0	2	2.0
Caruso	2	0	18	2	5	.400	0	1	.000	0	0	---	1	0	1	0	3	0	1	0	0	4	2.0
Brewer	3	0	40	1	7	.143	0	3	.000	1	2	.500	1	4	5	1	4	0	1	1	0	3	1.0
Zubac	1	0	4	0	0	---	0	0	---	0	0	---	0	1	1	0	1	0	0	1	0	0	0.0

**CURRENT STREAK**

Won 1

**LAST HOME LOSS**

12/27/17 (99-109)

**MOST POINTS ALLOWED**

128 @ Memphis, 2/24/16  
 128 @ Memphis, 1/9/07

**CURRENT HOME STREAK**

Lost 1

**LAST ROAD LOSS**

1/15/18 (114-123)

**FEWEST POINTS SCORED**

72 vs. Memphis, 12/20/04

**CURRENT ROAD STREAK**

Won 1

**LARGEST WINNING MARGIN**

39 vs. Memphis, 1/14/02 (120-81)

**FEWEST POINTS ALLOWED**

75 vs. Memphis, 4/12/09

**LAST HOME WIN**

11/5/17 (107-102)

**LARGEST LOSING MARGIN**

23 @ Memphis, 11/10/04 (87-110)

**HIGH INDIV. GAME (LAKERS)**

60, K. Bryant @ Memphis, 3/22/07

**LAST ROAD WIN**

3/24/18 (100-93)

**MOST POINTS SCORED**

124 vs. Memphis, 11/2/10

**HIGH INDIV. GAME (GRIZZLIES)**

35, P. Gasol @ Memphis, 3/22/07

# MIAMI HEAT

601 Biscayne Boulevard, Miami, FL 33132  
phone: (786) 777-HEAT / www.heat.com



## BASKETBALL DIRECTORY / GENERAL INFORMATION

Managing General Partner: Micky Arison  
Chief Executive Officer: Nick Arison  
President: Pat Riley  
Head Coach: Erik Spoelstra  
Assistant Coaches: Dan Craig, Juwan Howard  
Assistant Coach/Director of Player Development: Chris Quinn  
Assistant Coach/Player Development: Octavio de la Grana  
Head Athletic Trainer: Jay Sabol  
Media Relations: Tim Donovan, Rob Wilson, Michael Lissack, Nick Maiorana  
Home Court: AmericanAirlines Arena (19,600) - opened in 2000  
Colors: Red, Yellow, Black and White  
Radio: 790 The Ticket (AM 790/104.3 FM) - Mike Inglis, Ron Rothstein  
Spanish Radio: WAQI (710 AM) - José Pañeda, Joe Pujala  
Television: Fox Sports Sun - Eric Reid, John Crotty, Jason Jackson

## FRANCHISE TIMELINE

Miami Heat (founded 1988-89)

## ALL-TIME WIN / LOSS

	Home	Away	Neutral	Overall
Lakers vs. Heat	21-9	12-18	-	33-27

## 2017-18 RESULTS

3/1/18 @ Miami 131-113 (W)  
3/16/18 vs. Miami 91-92 (L)

## 2018-19 MEETINGS

11/18/18 @ Miami 3:00 pm  
12/10/18 vs. Miami 7:30 pm

## LAKERS 2017-18 STATISTICS VS. MIAMI

	G	GS	MIN	FG	FGA	FG%	3FG	3FGA	3FG%	FT	FTA	FT%	OFF	DEF	TOT	AST	PF	DQ	STL	TO	BLK	PTS	P/G
Randle	2	2	72	17	30	.567	0	1	.000	16	18	.889	2	16	18	4	6	0	2	3	1	50	25.0
Ingram	1	1	35	8	14	.571	1	3	.333	2	2	1.000	0	5	5	5	4	0	1	1	1	19	19.0
Thomas (LAL)	2	0	56	12	29	.414	6	13	.462	4	6	.667	2	4	6	9	3	0	0	6	0	34	17.0
Lopez	2	2	54	9	16	.563	6	10	.600	4	5	.800	0	6	6	4	4	0	0	2	3	28	14.0
Kuzma	2	1	61	11	20	.550	4	7	.571	1	2	.500	1	13	14	5	3	0	1	4	2	27	13.5
Caldwell-Pope	2	2	75	8	14	.571	2	5	.400	6	8	.750	2	11	13	5	5	0	1	6	0	24	12.0
Wear	1	0	14	3	5	.600	3	3	1.000	2	2	1.000	0	2	2	0	1	0	0	1	0	11	11.0
Ball	2	2	72	7	20	.350	3	6	.500	0	1	.000	4	10	14	15	4	0	8	5	1	17	8.5
Zubac	2	0	25	3	5	.600	0	0	---	4	4	1.000	2	4	6	4	1	0	1	3	1	10	5.0
Ennis	2	0	13	1	2	.500	0	0	---	0	0	---	0	1	1	0	1	0	0	1	0	2	1.0
Bryant	1	0	1	0	0	---	0	0	---	0	0	---	0	0	0	0	2	0	0	1	0	0	0.0
Payton (LAL)	1	0	1	0	0	---	0	0	---	0	0	---	0	0	0	0	0	0	0	0	0	0	0.0

## CURRENT STREAK

Lost 1

## LAST HOME LOSS

3/16/18 (91-92)

## MOST POINTS ALLOWED

118 vs. Miami (OT), 1/15/07  
115 @ Miami, 12/22/16

## CURRENT HOME STREAK

Lost 1

## LAST ROAD LOSS

12/22/16 (107-115)

## FEWEST POINTS SCORED

75 vs. Miami, 1/13/15

## CURRENT ROAD STREAK

Won 1

## LARGEST WINNING MARGIN

47 @ Miami, 11/23/88 (138-91)

## FEWEST POINTS ALLOWED

75 @ Miami, 12/13/89

## LAST HOME WIN

1/6/17 (127-100)

## LARGEST LOSING MARGIN

17 @ Miami, 11/25/97 (103-86)  
17 @ Miami, 12/23/93 (109-92)

## HIGH INDIV. GAME (LAKERS)

42, K. Bryant vs. Miami, 12/25/04

## LAST ROAD WIN

3/1/18 (131-113)

## MOST POINTS SCORED

138 @ Miami, 11/23/88

## HIGH INDIV. GAME (HEAT)

40, D. Wade @ Miami, 12/25/06



1543 N. 2nd St., 6th Floor, Milwaukee, WI 53212  
 phone: (414) 227-0500 / www.bucks.com

**BASKETBALL DIRECTORY / GENERAL INFORMATION**

Owners: Wes Edens, Marc Lasry, Jamie Dinan, Mike Fascitelli  
 General Manager: Jon Horst  
 Head Coach: Mike Budenholzer  
 Assistant Coaches: Darvin Ham, Taylor Jenkins, Charles Lee, Ben Sullivan,  
 Patrick St. Andrews, Josh Longstaff, Vin Baker  
 Director of Performance: Troy Flanagan  
 Head Athletic Trainer: Scott Faust  
 Sr. Vice President, Communications & Broadcast: Barry Baum  
 Vice President of Communications: Dan Smyczek  
 Home Court: Fiserv Forum (17,500) - opened in 2018  
 Colors: Good Land Green, Cream City Cream,  
 Great Lakes Blue, Bucks Black  
 Radio: 620 WTMJ - Ted Davis, Dennis Krause  
 Television: FOX Sports Wisconsin - Jim Paschke, Marques Johnson,  
 Steve Novak, Katie George



**FRANCHISE TIMELINE**

Milwaukee Bucks (founded 1968-69)

**ALL-TIME WIN / LOSS**

	Home	Away	Neutral	Overall
Lakers vs. Bucks	51-15	28-38	2-0	81-53

**2017-18 RESULTS**

11/11/17 @ Milwaukee 90-98 (L)  
 3/30/18 vs. Milwaukee 122-124 (OT) (L)

**2018-19 MEETINGS**

3/1/19 vs. Milwaukee 7:30 pm (ESPN)  
 3/19/19 @ Milwaukee 5:00 pm

**LAKERS 2017-18 STATISTICS VS. MILWAUKEE**

	G	GS	MIN	FG	FGA	FG%	3FG	3FGA	3FG%	FT	FTA	FT%	OFF	DEF	TOT	AST	PF	DQ	STL	TO	BLK	PTS	P/G
Kuzma	2	2	88	19	37	.514	3	13	.231	7	8	.875	6	17	23	7	7	0	3	5	1	48	24.0
Ball	1	1	39	7	12	.583	3	5	.600	2	4	.500	0	12	12	13	3	0	3	4	3	19	19.0
Randle	2	1	67	9	20	.450	1	2	.500	16	20	.800	6	13	19	4	8	0	1	8	2	35	17.5
Zubac	1	0	12	6	9	.667	0	0	---	4	5	.800	3	2	5	0	0	0	0	0	0	16	16.0
Lopez	2	2	49	13	23	.565	2	5	.400	2	4	.500	2	2	4	4	4	0	0	1	4	30	15.0
Hart	1	0	35	5	10	.500	1	5	.200	2	2	1.000	2	11	13	0	3	0	0	1	1	13	13.0
Ingram	2	2	62	7	17	.412	2	4	.500	4	11	.364	0	9	9	8	6	0	0	8	1	20	10.0
Clarkson	1	0	20	3	8	.375	0	3	.000	2	4	.500	0	1	1	1	2	0	1	3	0	8	8.0
Caldwell-Pope	2	2	51	6	18	.333	1	7	.143	0	2	.000	2	6	8	5	4	0	2	2	0	13	6.5
Caruso	1	0	31	2	5	.400	1	1	1.000	1	2	.500	1	3	4	6	5	0	1	3	0	6	6.0
Ennis	1	0	15	2	5	.400	0	1	.000	0	0	---	1	0	1	4	1	0	0	2	0	4	4.0
Frye (LAL)	1	0	15	0	3	.000	0	2	.000	0	0	---	0	3	3	2	1	0	0	0	0	0	0.0
Blue	1	0	14	0	0	---	0	0	---	0	0	---	0	1	1	0	1	0	0	1	0	0	0.0
Brewer	1	0	6	0	1	.000	0	1	.000	0	0	---	0	1	1	0	0	0	1	1	0	0	0.0

**CURRENT STREAK**

Lost 3

**LAST HOME LOSS**

3/30/18 (122-124, OT)

**MOST POINTS ALLOWED**

130 vs. Milwaukee, 3/21/76

**CURRENT HOME STREAK**

Lost 2

**LAST ROAD LOSS**

11/11/17 (90-98)

**FEWEST POINTS SCORED**

79 vs. Milwaukee, 12/21/10  
 79 vs. Milwaukee, 12/31/13

**CURRENT ROAD STREAK**

Lost 1

**LARGEST WINNING MARGIN**

29 vs. Milwaukee, 11/15/83 (126-97)

**FEWEST POINTS ALLOWED**

77 vs. Milwaukee, 1/10/10

**LAST HOME WIN**

12/15/15 (113-95)

**LARGEST LOSING MARGIN**

34 @ Milwaukee, 2/11/71 (88-122)

**HIGH INDIV. GAME (LAKERS)**

44, J. West @ Milwaukee, 1/21/69

**LAST ROAD WIN**

2/10/17 (122-114)

**MOST POINTS SCORED**

137 @ Milwaukee, 11/14/78

**HIGH INDIV. GAME (BUCKS)**

50, K. Abdul-Jabbar vs. Milwaukee, 3/17/73

# MINNESOTA TIMBERWOLVES



600 Hennepin Avenue, Suite 300, Minneapolis, MN 55403  
 phone: (612) 673-1600 / fax: (612) 673-1699 / www.timberwolves.com

## BASKETBALL DIRECTORY / GENERAL INFORMATION

Owner: Glen Taylor  
 President of Basketball Operations / Head Coach: Tom Thibodeau  
 General Manager: Scott Layden  
 Assistant Coaches: Malik Allen, Andy Greer, Larry Greer, Ed Pinckney, Ryan Saunders  
 Vice President of Player Health / Head Athletic Trainer: Gregg Farnam  
 Vice President of Communications: Brad Rulter  
 Sr. Basketball Communications Manager: Aaron Seehusen  
 Basketball Communications & Publications Manager: Dan Bell  
 Home Court: Target Center (18,978) - opened in 1990  
 Colors: Green, Blue, Silver  
 Radio: WCCO (AM 830) - Alan Horton  
 Television: Fox Sports North - Dave Benz, Jim Petersen

## FRANCHISE TIMELINE

Minnesota Timberwolves (founded 1989-90)

## 2017-18 RESULTS

12/25/17 vs. Minnesota 104-121 (L)  
 1/1/18 @ Minnesota 96-114 (L)  
 2/15/18 @ Minnesota 101-107 (L)  
 4/6/18 vs. Minnesota 96-113 (L)

## ALL-TIME WIN / LOSS

	Home	Away	Neutral	Overall
Lakers vs. T'Wolves	44-11	33-22	-	77-33

## 2018-19 MEETINGS

10/29/18 @ Minnesota 5:00 pm  
 11/7/18 vs. Minnesota 7:30 pm (ESPN)  
 1/6/19 @ Minnesota 12:30 pm  
 1/24/19 vs. Minnesota 7:30 pm (TNT)

## LAKERS 2017-18 STATISTICS VS. MINNESOTA

	G	GS	MIN	FG	FGA	FG%	3FG	3FGA	3FG%	FT	FTA	FT%	OFF	DEF	TOT	AST	PF	DO	STL	TO	BLK	PTS	PIG
Clarkson	2	1	59	15	39	.385	2	9	.222	5	8	.625	4	4	8	11	2	0	5	4	0	37	18.5
Randle	4	3	111	26	46	.565	0	1	.000	22	25	.880	12	26	38	6	15	1	3	14	2	74	18.5
Ingram	2	2	63	10	25	.400	0	4	.000	11	14	.786	2	7	9	6	4	0	0	4	1	31	15.5
Hart	4	3	123	19	42	.452	7	21	.333	5	7	.714	2	20	22	3	11	0	3	5	0	50	12.5
Zubac	3	0	54	15	21	.714	0	0	---	7	10	.700	11	13	24	0	7	0	0	2	0	37	12.3
Lopez	2	2	50	9	15	.600	4	8	.500	2	2	1.000	1	7	8	0	6	0	0	1	1	24	12.0
Kuzma	4	3	96	14	43	.326	10	26	.385	9	14	.643	1	8	9	5	6	0	2	8	3	47	11.8
Caldwell-Pope	3	3	111	12	33	.364	7	18	.389	2	3	.667	3	16	19	10	4	0	4	5	1	33	11.0
Thomas (LAL)	1	0	25	3	15	.200	0	5	.000	1	1	1.000	0	1	1	5	2	0	0	5	1	7	7.0
Nance	2	0	40	7	10	.700	0	0	---	1	2	.500	3	6	9	3	4	0	3	3	0	15	7.5
Ennis	3	1	61	7	18	.389	2	6	.333	6	8	.750	2	8	10	10	6	0	3	2	1	22	7.3
Brewer	3	0	44	8	17	.471	1	5	.200	3	4	.750	1	1	2	2	8	0	4	6	1	20	6.7
Flye (LAL)	1	0	15	0	3	.000	0	3	.000	2	3	.667	0	1	1	2	3	0	0	3	0	2	2.0
Bryant	1	0	3	1	1	1.000	0	0	---	0	0	---	0	0	0	1	0	0	0	0	0	2	2.0
Caruso	3	1	43	2	8	.250	0	3	.000	1	2	.500	0	2	2	2	5	0	3	5	0	5	1.7
Blue	1	0	17	0	2	.000	0	2	.000	1	2	.500	0	0	0	2	0	0	1	1	0	1	1.0
Bogut	2	1	24	0	0	---	0	0	---	0	0	---	3	3	6	2	2	0	0	1	0	0	0.0
Payton (LAL)	1	0	12	0	1	.000	0	0	---	0	2	.000	1	4	5	4	2	0	0	0	0	0	0.0
Wear	1	0	8	0	2	.000	0	0	---	0	0	---	0	0	0	0	1	0	0	0	0	0	0.0

## CURRENT STREAK

Lost 4

## CURRENT HOME STREAK

Lost 2

## CURRENT ROAD STREAK

Lost 5

## LAST HOME WIN

4/9/17 (110-109)

## LAST ROAD WIN

3/25/15 (101-99, OT)

## LAST HOME LOSS

4/6/18 (96-113)

## LAST ROAD LOSS

2/15/18 (101-107)

## LARGEST WINNING MARGIN

33 vs. Minnesota, 2/9/00 (114-81)

## LARGEST LOSING MARGIN

36 @ Minnesota, 3/28/14 (143-107)

## MOST POINTS SCORED

132 @ Minnesota, 1/30/09

## MOST POINTS ALLOWED

143 @ Minnesota, 3/28/14

## FEWEST POINTS SCORED

74 @ Minnesota, 11/9/05

## FEWEST POINTS ALLOWED

73 vs. Minnesota, 3/26/04

73 @ Minnesota, 12/6/90

## HIGH INDIV. GAME (LAKERS)

50, K. Bryant vs. Minnesota, 3/18/07

50, C. Ceballos vs. Minnesota, 12/20/94

## HIGH INDIV. GAME (WOLVES)

47, A. Wiggins @ Minnesota, 11/13/16



5800 Airline Drive, Metairie, LA 70003  
 phone: (504) 593-4700 / www.pelicans.com

## BASKETBALL DIRECTORY / GENERAL INFORMATION

Owner: Gayle Benson  
 President: Dennis Lauscha  
 General Manager: Dell Demps  
 Head Coach: Alvin Gentry  
 Associate Head Coach: Darren Erman  
 Assistant Coaches: Chris Finch, Fred Vinson, Kevin Hanson,  
 Mike Penberthy, Joe Boylan  
 Director of Medical Services: Dr. Misty Suri  
 Senior VP of Communications / Broadcasting: Greg Bensele  
 Director of Basketball Communications: Matt Ryan  
 Basketball Communications Manager: Will McClaran  
 Home Court: Smoothie King Center (16,867) - opened in 1999  
 Colors: Blue, Gold, Red  
 Radio: WRNO (99.5 FM) - Sean Kelley, John DeShazier, Daniel Sallerson  
 Television: Fox Sports New Orleans - Joel Meyers, David Wesley, Jen Hale



## FRANCHISE TIMELINE

New Orleans Hornets	(founded 2002-03)	W/L: 27-9
NO/Oklahoma City	(2005-07)	
New Orleans Pelicans	(founded 2013-14)	W/L: 5-12

## ALL-TIME WIN / LOSS

	Home	Away	Neutral	Overall
All-Time Totals	17-9	15-12	-	32-21

## 2017-18 RESULTS

10/22/17 vs. New Orleans	112-119 (L)
2/14/18 @ New Orleans	117-139 (L)
3/22/18 @ New Orleans	125-128 (L)

## 2018-19 MEETINGS

12/21/18 vs. New Orleans	7:30 pm (ESPN)
2/23/19 @ New Orleans	4:00 pm
2/27/19 vs. New Orleans	7:30 pm (ESPN)
3/31/19 @ New Orleans	3:00 pm

## LAKERS 2017-18 STATISTICS VS. NEW ORLEANS

	G	GS	MIN	FG	FGA	FG%	3FG	3FGA	3FG%	FT	FTA	FT%	OFF	DEF	TOT	AST	PF	DQ	STL	TO	BLK	PTS	P/G
Clarkson	1	0	26	10	18	.556	3	6	.500	1	1	1.000	0	0	0	5	0	0	0	2	0	24	24.0
Kuzma	3	1	100	22	44	.500	9	20	.450	12	13	.923	2	14	16	5	6	0	3	5	0	65	21.7
Randle	3	2	91	23	35	.657	0	0	---	8	13	.615	5	12	17	6	11	0	1	8	4	54	18.0
Caldwell-Pope	3	3	107	18	32	.563	11	17	.647	6	6	1.000	2	12	14	11	5	0	2	4	2	53	17.7
Ingram	2	2	55	12	26	.462	0	2	.000	4	6	.667	1	3	4	9	10	0	1	6	0	28	14.0
Lopez	3	3	66	14	29	.483	4	9	.444	6	7	.857	3	12	15	1	8	0	2	5	2	38	12.7
Hart	2	1	46	7	9	.778	4	5	.800	2	3	.667	3	7	10	3	2	0	2	2	1	20	10.0
Thomas (LAL)	2	0	31	7	13	.538	1	4	.250	3	3	1.000	0	2	2	4	3	0	0	8	0	18	9.0
Ball	2	2	81	5	28	.179	1	17	.059	3	4	.750	2	18	20	22	5	0	2	8	2	14	7.0
Nance	1	1	15	3	6	.500	0	0	---	0	0	---	2	1	3	0	4	0	1	1	0	6	6.0
Wear	1	0	14	2	5	.400	2	4	.500	0	0	---	0	2	2	1	3	0	1	1	0	6	6.0
Brewer	2	0	29	3	6	.500	0	0	---	5	8	.625	0	4	4	4	1	0	1	2	0	11	5.5
Payton (LAL)	1	0	17	2	4	.500	0	1	.000	0	0	---	2	0	2	0	2	0	0	0	0	4	4.0
Zubac	2	0	11	2	3	.667	0	0	---	2	2	1.000	1	1	2	1	1	0	0	1	0	6	3.0
Frye (LAL)	1	0	11	1	1	1.000	1	1	1.000	0	0	---	0	0	0	0	2	0	0	0	0	3	3.0
Bogut	1	0	9	1	1	1.000	0	0	---	0	0	---	0	3	3	0	1	0	0	0	1	2	2.0
Bryant	1	0	5	1	2	.500	0	1	.000	0	0	---	0	1	1	0	0	0	0	0	0	2	2.0
Ennis	2	0	8	0	5	.000	0	1	.000	0	0	---	0	0	0	0	1	0	0	0	0	0	0.0

## CURRENT STREAK

Lost 3

## LAST HOME LOSS

10/22/17 (112-119)

## MOST POINTS ALLOWED

132 vs. New Orleans, 3/4/14

## CURRENT HOME STREAK

Lost 1

## LAST ROAD LOSS

3/22/18 (125-128)

## FEWEST POINTS SCORED

80 @ New Orleans, 1/21/15

## CURRENT ROAD STREAK

Lost 3

## LARGEST WINNING MARGIN

29 @ New Orleans, 1/9/08 (109-80)

## FEWEST POINTS ALLOWED

76 vs. New Orleans, 11/28/04

## LAST HOME WIN

4/11/17 (108-96)

## LARGEST LOSING MARGIN

22 @ New Orleans, 2/14/18 (117-139)

## HIGH INDIV. GAME (LAKERS)

50, K. Bryant @ New Orleans, 3/23/07

## LAST ROAD WIN

11/12/16 (126-99)

## MOST POINTS SCORED

126 vs. New Orleans, 11/12/16

## HIGH INDIV. GAME (PELICANS)

42, A. Davis @ New Orleans, 2/14/18

# NEW YORK KNICKS



Two Pennsylvania Plaza, New York, NY 10121  
 phone: (212) 465-6471 / fax: (212) 465-6498 / www.nyknicks.com

## BASKETBALL DIRECTORY / GENERAL INFORMATION

Executive Chairman: James L. Dolan  
 President: Steve Mills  
 General Manager: Scott Perry  
 Head Coach: David Fizdale  
 Assistant Coaches: Keith Smart, Pat Sullivan, Howard Easley, Kaleb Canales, Royal Ivey, Jud Buechler  
 Head Athletic Trainer: Roger Hinds  
 Vice President of Public Relations: Dan Sabreen  
 Home Court: Madison Square Garden (19,812) - opened in 1968  
 Colors: Orange, Blue and White  
 Radio: ESPN Radio (98.7 FM) - Ed Cohen, Brendan Brown  
 Television: MSG Network - Mike Breen, Walt Frazier, Rebecca Haarlow

## FRANCHISE TIMELINE

New York Knicks (founded 1946-47)

## ALL-TIME WIN / LOSS

	Home	Away	Neutral	Overall
Minneapolis Era	24-12	10-26	12-7	46-45
Los Angeles Era	63-29	51-44	7-2	121-75
All-Time Totals	87-41	61-70	19-9	167-120

## 2017-18 MEETINGS

12/12/17 @ New York 109-113 (OT) (L)  
 1/21/18 vs. New York 127-107 (W)

## 2018-19 MEETINGS

1/4/19 vs. New York 7:30 pm  
 3/17/19 @ New York 9:00 am

## LAKERS 2017-18 STATISTICS VS. NEW YORK

	G	GS	MIN	FG	FGA	FG%	3FG	3FGA	3FG%	FT	FTA	FT%	OFF	DEF	TOT	AST	PF	DO	STL	TO	BLK	PTS	P/G
Caldwell-Pope	1	1	38	8	20	.400	4	14	.286	4	4	1.000	2	2	4	3	1	0	3	1	0	24	24.0
Clarkson	2	0	58	17	30	.567	2	7	.286	5	6	.833	7	5	12	13	2	0	3	2	0	41	20.5
Randle	2	1	64	17	28	.607	0	1	.000	6	9	.667	6	10	16	7	9	0	1	5	1	40	20.0
Ball	1	1	40	6	13	.462	3	6	.500	2	3	.667	1	7	8	6	3	0	2	1	1	17	17.0
Kuzma	2	0	40	14	25	.560	5	10	.500	1	3	.333	3	3	6	1	6	0	0	0	2	34	17.0
Lopez	2	2	38	10	22	.455	6	12	.500	2	2	1.000	3	5	8	3	2	0	0	5	1	28	14.0
Caruso	1	0	31	4	6	.667	1	1	1.000	0	0	---	1	3	4	8	1	0	2	0	0	9	9.0
Nance	2	1	57	7	13	.538	0	0	---	4	5	.800	5	9	14	2	4	0	1	0	2	18	9.0
Ingram	2	2	66	6	25	.240	0	3	.000	3	4	.750	3	6	9	8	4	0	1	6	1	15	7.5
Brewer	2	0	32	3	7	.429	1	4	.250	0	0	---	0	6	6	2	2	0	2	1	0	7	3.5
Bryant	1	0	1	1	1	1.000	1	1	1.000	0	0	---	0	0	0	0	0	0	0	0	0	3	3.0
Bogut	1	0	0	0	0	---	0	0	---	0	0	---	0	0	0	0	0	0	0	0	0	0	0.0
Ennis	1	1	11	0	2	.000	0	1	.000	0	0	---	1	0	1	2	0	0	1	0	0	0	0.0
Hart	2	1	28	0	1	.000	0	1	.000	0	0	---	0	3	3	0	3	0	0	0	1	0	0.0
Hayes	1	0	1	0	0	---	0	0	---	0	0	---	0	0	0	0	0	0	0	0	0	0	0.0
Zubac	1	0	1	0	0	---	0	0	---	0	0	---	0	0	0	0	0	0	0	1	0	0	0.0

## CURRENT STREAK

Won 1

## LAST HOME LOSS

12/11/16 (112-118)

## MOST POINTS ALLOWED

142 @ New York, 12/31/57  
 140 @ New York, 2/12/66

## CURRENT HOME STREAK

Won 1

## LAST ROAD LOSS

12/12/17 (109-113, OT)

## FEWEST POINTS SCORED\*

78 vs. New York, 4/1/01  
 78 vs. New York, 12/7/93

## CURRENT ROAD STREAK

Lost 1

## LARGEST WINNING MARGIN

37 vs. New York, 3/1/61 (144-107)

## FEWEST POINTS ALLOWED\*

68 vs. New York, 2/26/92

## LAST HOME WIN

1/21/18 (127-107)

## LARGEST LOSING MARGIN

33 @ New York, 3/16/71 (82-115)

## LAST ROAD WIN

2/6/17 (121-107)

## MOST POINTS SCORED

152 vs. New York, 1/15/66

## HIGH INDIV. GAME (LAKERS)

71, E. Baylor @ New York, 11/15/60

## HIGH INDIV. GAME (KNICKS)

53, A. Houston vs. New York, 2/16/03  
 53, W. Reed vs. New York, 11/1/67



208 Thunder Dr., Oklahoma City, OK 73102  
 phone: (405) 208-4800 / www.okcthunder.com

**BASKETBALL DIRECTORY / GENERAL INFORMATION**

Chairman: Clay Bennett  
 Executive Vice President / General Manager: Sam Presti  
 Head Coach: Billy Donovan  
 Assistant Coaches: Bob Beyer, Mark Bryant, Vin Bhavnani,  
 Maurice Cheeks, Darko Rajakovic  
 VP, Basketball Communications & Engagement: Matt Tumbleson  
 Senior Basketball Communications Lead: John Read  
 Home Court: Chesapeake Energy Arena (18,203) - opened in 2002  
 Colors: Blue, Red, Yellow, Dark Blue  
 Radio: WWLS (98.1 FM / 640 AM) - Matt Pinto  
 Spanish Radio: WKY (930 AM) - Eleno Ornelas  
 Television: Fox Sports Oklahoma - Michael Cage, Lesley McCaslin,  
 Nick Gallo



**FRANCHISE TIMELINE**

Seattle Sonics (founded 1967-68) W/L: 128-83  
 Oklahoma City (founded 2008-09) W/L: 14-21

**ALL-TIME WIN / LOSS**

	Home	Away	Neutral	Overall
All-Time Totals	88-37	54-67	-	142-104
Lakers vs. Oklahoma City	9-9	5-12	-	14-21

**2017-18 RESULTS**

1/3/18 vs. Oklahoma City 96-133 (L)  
 1/17/18 @ Oklahoma City 90-114 (L)  
 2/4/18 @ Oklahoma City 108-104 (W)  
 2/8/18 vs. Oklahoma City 106-81 (W)

**2018-19 MEETINGS**

1/2/19 vs. Oklahoma City 7:30 pm (ESPN)  
 1/17/19 @ Oklahoma City 6:30 pm (TNT)  
 4/2/19 @ Oklahoma City 5:00 pm (TNT)

**LAKERS 2017-18 STATISTICS VS. OKLAHOMA CITY**

	G	GS	MIN	FG	FGA	FG%	3FG	3FGA	3FG%	FT	FTA	FT%	OFF	DEF	TOT	AST	PF	DQ	STL	TO	BLK	PTS	P/G
Randle	4	4	106	26	48	.542	1	5	.200	8	13	.615	5	13	18	11	9	0	2	12	3	61	15.3
Caldwell-Pope	4	4	104	20	35	.571	8	14	.571	7	8	.875	3	16	19	10	5	0	4	2	0	55	13.8
Ingram	4	4	124	20	40	.500	4	9	.444	6	9	.667	2	11	13	16	5	0	2	8	3	50	12.5
Clarkson	3	0	65	12	34	.353	7	17	.412	3	3	1.000	2	6	8	7	2	0	4	5	0	34	11.3
Lopez	4	3	93	18	48	.375	7	22	.318	1	2	.500	7	14	21	9	9	0	0	6	2	44	11.0
Kuzma	4	1	91	17	42	.405	6	20	.300	3	5	.600	2	14	16	5	7	0	2	6	5	43	10.8
Hart	4	2	118	14	30	.467	8	20	.400	3	3	1.000	3	21	24	10	4	0	6	6	2	39	9.8
Brewer	4	0	58	12	23	.522	0	2	.000	2	4	.500	6	3	9	5	5	0	1	2	0	26	6.5
Ennis	3	2	45	6	12	.500	1	3	.333	0	0	---	1	7	8	9	3	0	0	2	0	13	4.3
Nance	3	0	57	6	13	.462	0	0	---	0	0	---	7	9	16	4	7	0	3	5	1	12	4.0
Zubac	3	0	33	3	10	.300	0	0	---	3	3	1.000	1	5	6	1	3	0	0	1	1	9	3.0
Caruso	4	0	52	4	11	.364	2	5	.400	0	0	---	2	2	4	13	5	0	1	5	2	10	2.5
Bryant	1	0	4	1	3	.333	0	1	.000	0	0	---	0	0	0	1	0	0	0	0	0	2	2.0
Payton (LAL)	2	0	10	1	6	.167	0	2	.000	0	0	---	2	2	4	0	0	0	0	0	0	2	1.0

**CURRENT STREAK**

Won 2

**LAST ROAD LOSS**

1/17/18 (90-114)

**FEWEST POINTS SCORED**

75 @ Oklahoma City, 3/26/10  
 79 vs. Seattle, 12/23/92

**CURRENT HOME STREAK**

Won 1

**LARGEST WINNING MARGIN**

38 vs. Seattle, 2/2/68 (151-113)  
 25 vs. Oklahoma City, 2/8/18 (106-81)

**FEWEST POINTS ALLOWED**

71 vs. Seattle, 3/19/96  
 85 vs. Oklahoma City, 11/22/09

**CURRENT ROAD STREAK**

Won 1

**LARGEST LOSING MARGIN**

40 @ Oklahoma City, 12/19/15 (78-118)

**HIGH INDIV. GAME (LAKERS)**

50, K. Bryant vs. Seattle, 4/15/07  
 44, L. Williams vs. Oklahoma City, 1/8/16

**LAST HOME WIN**

2/8/18 (106-81)

**MOST POINTS SCORED**

154 vs. Seattle, 1/21/68  
 114 vs. Oklahoma City, 3/9/14

**HIGH INDIV. GAME (THUNDER)**

47, B. Rule @ Seattle, 11/21/67  
 43, K. Durant vs. Oklahoma City, 2/13/14

**LAST ROAD WIN**

2/4/18 (108-104)

**MOST POINTS ALLOWED**

137 @ Seattle, 11/21/67  
 133 vs. Oklahoma City, 1/3/18

**LAST HOME LOSS**

1/3/18 (96-113)

# ORLANDO MAGIC

8701 Maitland Summit Boulevard, Orlando, FL 32810  
 phone: (407) 916-2400 / fax: (407) 916-2830 / www.orlandomagic.com

## BASKETBALL DIRECTORY / GENERAL INFORMATION

Senior Chairman: Rich DeVos  
 Chairman: Dan DeVos  
 Chief Executive Officer: Alex Martins  
 President of Basketball Operations: Jeff Weltman  
 General Manager: John Hammond  
 Head Coach: Steve Clifford  
 Assistant Coaches: Mike Batiste, Tyrone Corbin, Pat Delaney, Steve Hetzel, Bruce Kreuzter  
 Head Athletic Trainer: Ernest Eugene  
 Chief Communications Officer: Joel Glass  
 Director of Communications: George Galante  
 Director of Corporate Communications: Trish Wingerson  
 Communications Manager: Melanie Curtsinger  
 Home Court: Amway Center (18,846) - opened in 2010  
 Colors: Blue, Silver, Black  
 Radio: FM 96.9 The Game - Dennis Neumann, Richie Adubato  
 Spanish Radio: Salsa 98.1 FM (WNUE-FM), Joey Colon  
 Television: Fox Sports Florida - David Steele, Jeff Turner, Dante Marchitelli



### FRANCHISE TIMELINE

Orlando Magic (founded 1989-90)

### ALL-TIME WIN / LOSS

	Home	Away	Neutral	Overall
Lakers vs. Magic	23-5	15-15	-	38-20

### 2017-18 RESULTS

1/31/18 @ Orlando 105-127 (L)  
 3/7/18 vs. Orlando 108-107 (L)

### 2018-19 MEETINGS

11/17/18 @ Orlando 4:00 pm  
 11/25/18 vs. Orlando 12:30 pm

### LAKERS 2017-18 STATISTICS VS. ORLANDO

	G	GS	MIN	FG	FGA	FG%	3FG	3FGA	3FG%	FT	FTA	FT%	OFF	DEF	TOT	AST	PF	DQ	STL	TO	BLK	PIS	P/G
Clarkson	1	0	24	7	14	.500	2	5	.400	4	4	1.000	1	4	5	3	0	0	1	3	1	20	20.0
Ball	1	1	37	6	16	.375	4	13	.308	0	0	---	1	5	6	5	3	0	2	3	2	16	16.0
Lopez	2	2	43	14	25	.560	1	7	.143	3	4	.750	0	1	1	3	6	0	2	3	0	32	16.0
Randle	2	2	57	13	20	.650	0	0	---	6	8	.750	5	15	20	4	6	0	0	5	0	32	16.0
Thomas (LAL)	1	0	26	5	12	.417	3	6	.500	0	0	---	1	2	3	9	1	0	0	2	0	13	13.0
Kuzma	2	1	70	14	29	.483	1	7	.143	2	3	.667	2	12	14	2	2	0	3	3	1	31	15.5
Ingram	1	1	35	5	12	.417	0	0	---	3	4	.750	0	5	5	5	2	0	0	2	0	13	13.0
Caldwell-Pope	2	2	70	7	16	.438	3	8	.375	5	5	1.000	1	3	4	6	6	0	1	2	0	22	11.0
Nance	1	0	25	3	4	.750	0	0	---	2	2	1.000	3	0	3	0	3	0	2	0	0	8	8.0
Zubac	1	0	14	1	4	.250	0	0	---	4	4	1.000	1	4	5	2	0	0	0	0	0	6	6.0
Brewer	1	0	14	2	3	.667	0	0	---	1	2	.500	0	4	4	4	0	0	1	2	0	5	5.0
Ennis	1	1	10	2	4	.500	0	1	.000	1	2	.500	1	3	4	0	3	0	0	0	0	5	5.0
Caruso	2	0	29	2	7	.286	0	3	.000	2	2	1.000	1	4	5	3	1	0	2	5	0	6	3.0
Hart	1	0	14	1	2	.500	1	2	.500	0	0	---	0	1	1	2	0	0	0	0	0	3	3.0
Bryant	2	0	10	0	1	.000	0	1	.000	1	2	.500	1	1	2	1	0	0	0	0	0	1	0.5
Wear	1	0	2	0	2	.000	0	0	---	0	0	---	0	0	0	0	1	0	0	0	0	0	0.0

### CURRENT STREAK

Won 1

### LAST HOME LOSS

12/2/12 (103-113)

### MOST POINTS ALLOWED

122 @ Orlando, 11/12/04

### CURRENT HOME STREAK

Won 5

### LAST ROAD LOSS

1/31/18 (105-127)

### FEWEST POINTS SCORED

75 @ Orlando, 2/13/11

### CURRENT ROAD STREAK

Lost 5

### LARGEST WINNING MARGIN

26 vs. Orlando, 11/24/90 (115-89)

### FEWEST POINTS ALLOWED

81 vs. Orlando, 12/6/96

### LAST HOME WIN

3/7/18 (108-107)

### LARGEST LOSING MARGIN

26 @ Orlando, 3/23/97 (84-110)

### HIGH INDIV. GAME (LAKERS)

41, K. Bryant @ Orlando, 12/20/08  
 41, K. Bryant @ Orlando, 11/12/04

### LAST ROAD WIN

3/12/13 (106-97)

### MOST POINTS SCORED

121 vs. Orlando, 1/10/90

### HIGH INDIV. GAME (MAGIC)

46, S. O'Neal @ Orlando, 3/8/95





3 Banner Way, Camden, NJ 08103  
 phone: (215) 339-7600 / www.sixers.com

**BASKETBALL DIRECTORY / GENERAL INFORMATION**

Managing Partners: Josh Harris, David Blitzer  
 Chief Executive Officer: Scott O'Neil  
 General Manager: Elton Brand  
 Head Coach: Brett Brown  
 Assistant Coaches: Monty Williams, Billy Lange, Kevin Young, John Bryant  
 Head Athletic Trainer: Kevin Johnson  
 Public Relations: Dave Sholler, Patrick Rees, Lara Toscani Weems,  
 Rob King, Zack Neiner  
 Home Court: Wells Fargo Center (20,328) - opened in 1996  
 Colors: Red, White, Blue  
 Radio: The Fanatic (97.5 FM) - Tom McGinnis  
 Television: NBC Sports Philadelphia - Marc Zumoff, Alaa Abdelnaby



**FRANCHISE TIMELINE / LAKERS RECORD**

Syracuse Nationals (founded 1949-50) W/L: 51-57  
 Philadelphia 76ers (founded 1963-64) W/L: 94-77

**ALL-TIME WIN / LOSS**

	Home	Away	Neutral	Overall
Minneapolis Era	16-13	9-28	10-6	35-47
Los Angeles Era	64-28	37-49	9-10	110-87
All-Time Totals	80-41	46-77	19-16	145-134
Lakers vs. Philadelphia	55-28	35-45	4-4	94-77

**2017-18 RESULTS**

11/15/17 vs. Philadelphia 109-115 (L)  
 12/7/17 @ Philadelphia 107-104 (W)

**2018-19 MEETINGS**

1/29/19 vs. Philadelphia 7:30 pm (TNT)  
 2/10/19 @ Philadelphia 12:30 pm (ABC)

**LAKERS 2017-18 STATISTICS VS. PHILADELPHIA**

	G	GS	MIN	FG	FGA	FG%	3FG	3FGA	3FG%	FT	FTA	FT%	OFF	DEF	TOT	AST	PF	DQ	STL	TO	BLK	PTS	P/G
Ingram	2	2	78	18	39	.462	2	3	.667	9	15	.600	7	11	18	9	7	0	4	3	47	23.5	
Clarkson	2	0	46	14	32	.438	4	9	.444	4	4	1.000	3	5	8	5	2	0	3	1	0	36	18.0
Kuzma	2	1	50	10	25	.400	2	7	.286	5	6	.833	4	5	9	2	3	0	0	3	0	27	13.5
Caldwell-Pope	2	2	79	9	23	.391	4	11	.364	3	7	.429	1	10	11	2	1	0	4	0	2	25	12.5
Randle	2	0	60	9	27	.333	0	4	.000	6	9	.667	4	7	11	5	11	1	2	5	1	24	12.0
Nance	1	1	22	5	7	.714	0	0	---	1	2	.500	4	3	7	2	4	0	2	0	0	11	11.0
Lopez	2	2	36	7	21	.333	1	10	.100	4	4	1.000	3	4	7	2	8	0	1	4	1	19	9.5
Ball	2	2	60	6	20	.300	0	9	.000	0	0	---	5	8	13	10	3	0	4	2	4	12	6.0
Bogut	2	0	31	4	7	.571	0	0	---	0	0	---	6	7	13	3	6	0	3	1	2	8	4.0
Hart	1	0	9	1	1	1.000	1	1	1.000	1	2	.500	0	3	3	0	0	0	0	0	0	4	4.0
Brewer	2	0	11	1	3	.333	0	1	.000	1	2	.500	0	1	1	0	1	0	1	0	0	3	1.5

**CURRENT STREAK**

Won 1

**LAST HOME LOSS**

11/15/17 (109-115)

**MOST POINTS ALLOWED**

158 @ Philadelphia, 3/18/68

**CURRENT HOME STREAK**

Lost 2

**LAST ROAD LOSS**

12/1/15 (91-103)

**FEWEST POINTS SCORED\***

73 @ Philadelphia, 2/5/04

**CURRENT ROAD STREAK**

Won 2

**LARGEST WINNING MARGIN**

40 @ Philadelphia, 11/10/71 (143-103)  
 40 vs. Philadelphia, 11/19/72 (135-95)

**FEWEST POINTS ALLOWED\***

78 vs. Syracuse, 11/22/56  
 81 @ Philadelphia, 12/17/10

**LAST HOME WIN**

1/1/16 (93-84)

**LARGEST LOSING MARGIN**

31 @ Syracuse, 11/4/51 (67-98)  
 30 @ Philadelphia, 3/18/68 (128-158)

**HIGH INDIV. GAME (LAKERS)**

56, E. Baylor vs. Syracuse, 1/24/61  
 49, J. West vs. Philadelphia, 2/17/68

**LAST ROAD WIN**

12/7/17 (107-104)

**MOST POINTS SCORED**

154 vs. Philadelphia, 12/19/71

**HIGH INDIV. GAME (76ERS)**

65, W. Chamberlain @ Philadelphia, 2/7/66

# PHOENIX SUNS



201 East Jefferson Street, Phoenix, AZ 85004  
 phone: (602) 379-7900 / fax: (602) 379-7908 / www.suns.com

## BASKETBALL DIRECTORY / GENERAL INFORMATION

**Managing Partner:** Robert Sarver  
**General Manager:** Ryan McDonough  
**Head Coach:** Igor Kokoškov  
**Assistant Coaches:** Joe Prunty, Corliss Williamson, Jamelle McMillan, Jason Staudt  
**Head Athletic Trainer:** Aaron Nelson  
**Vice President, Basketball Communications:** Julie Fie  
**Senior Manager, Basketball Communications:** Cole Mickelson  
**Manager, Basketball Communications:** DC Headley  
**Home Court:** Talking Stick Resort Arena (18,055) - opened in 1992  
**Colors:** Purple, Orange, Black, Gray, Yellow  
**Radio:** Arizona Sports 98.7 FM - Al McCoy, Tim Kempton, Jon Bloom  
**Spanish Radio:** KSUN 1400 AM - Arturo Ochoa, Jorge Moreno  
**Television:** Fox Sports Arizona - Kevin Ray, Eddie Johnson, Ann Meyers Drysdale, Lindsey Smith

## FRANCHISE TIMELINE

Phoenix Suns (founded 1968-69)

## ALL-TIME WIN / LOSS

	Home	Away	Neutral	Overall
Lakers vs. Suns	91-32	48-74	-	139-106

## 2017-18 RESULTS

10/20/17	@ Phoenix	132-130 (W)
11/13/17	@ Phoenix	100-93 (W)
11/17/17	vs. Phoenix	113-122 (L)
2/6/18	vs. Phoenix	112-93 (W)

## 2018-19 MEETINGS

10/24/18	@ Phoenix	7:00 pm
12/2/18	vs. Phoenix	12:30 am
1/27/19	vs. Phoenix	6:30 pm
3/2/19	@ Phoenix	6:00 pm

## LAKERS 2017-18 STATISTICS VS. PHOENIX

	G	GS	MIN	FG	FGA	FG%	3FG	3FGA	3FG%	FT	FTA	FT%	OFF	DEF	TOT	AST	PF	DO	STL	TO	BLK	PTS	PIG
Ingram	4	4	138	27	52	.519	5	7	.714	15	21	.714	4	13	17	12	17	1	1	9	6	74	18.5
Kuzma	4	2	128	27	57	.474	8	22	.364	10	12	.833	2	21	23	5	4	0	1	4	0	72	18.0
Lopez	4	4	115	24	39	.615	9	21	.429	8	11	.727	6	29	35	6	12	0	1	9	6	65	16.3
Ball	3	3	103	18	44	.409	5	14	.357	1	4	.250	4	18	22	20	8	0	8	11	2	42	14.0
Clarkson	4	0	87	22	48	.458	5	17	.294	4	5	.800	0	11	11	11	8	0	2	5	0	53	13.3
Randle	4	1	75	20	36	.556	2	3	.667	8	13	.615	4	17	21	8	5	0	0	9	3	50	12.5
Caldwell-Pope	3	3	98	10	33	.303	6	17	.353	7	10	.700	3	17	20	7	9	0	6	9	1	33	11.0
Nance	2	1	39	7	15	.467	0	1	.000	6	6	1.000	7	9	16	1	5	0	3	4	2	20	10.0
Hart	2	1	33	5	7	.714	3	4	.750	2	2	1.000	2	9	11	3	4	0	1	1	1	15	7.5
Brewer	4	1	73	10	20	.500	1	3	.333	6	8	.750	3	6	9	4	11	0	5	1	1	27	6.8
Caruso	2	0	21	0	2	.000	0	1	.000	4	4	1.000	0	2	2	3	3	0	0	1	0	4	2.0
Ennis	3	0	9	1	3	.333	0	0	---	0	0	---	0	1	1	0	2	0	0	0	0	2	0.7
Blue	2	0	11	0	1	.000	0	0	---	0	0	---	0	0	0	1	1	0	0	1	0	0	0.0
Bogut	3	0	30	0	2	.000	0	0	---	0	0	---	0	12	12	3	3	0	0	3	3	0	0.0
Zubac	1	0	1	0	1	.000	0	0	---	0	0	---	0	0	0	0	0	0	0	0	1	0	0.0

## CURRENT STREAK

Won 1

## LAST HOME LOSS

11/17/17 (113-122)

## MOST POINTS ALLOWED

138 @ Phoenix, 1/19/84

## CURRENT HOME STREAK

Won 1

## LAST ROAD LOSS

2/15/17 (101-137)

## FEWEST POINTS SCORED

76 @ Phoenix, 3/18/13

## CURRENT ROAD STREAK

Won 3

## LARGEST WINNING MARGIN

37 @ Phoenix, 12/28/00 (115-78)  
 37 vs. Phoenix, 1/2/87 (155-118)  
 37 @ Phoenix, 10/31/85 (144-107)

## FEWEST POINTS ALLOWED

77 vs. Phoenix, 1/3/16

## LAST HOME WIN

2/6/18 (112-93)

## HIGH INDIV. GAME (LAKERS)

66, W. Chamberlain @ Phoenix, 2/9/69

## LAST ROAD WIN

11/13/17 (100-93)

## HIGH INDIV. GAME (SUNS)

43, G. Goodrich vs. Phoenix, 2/28/69

## MOST POINTS SCORED

155 vs. Phoenix, 1/2/87



One Center Court, Suite 200, Portland, OR 97227  
 phone: (503) 234-9291 / www.trailblazers.com

**BASKETBALL DIRECTORY / GENERAL INFORMATION**

Owner: Paul Allen  
 President of Basketball Operations: Neil Olshey  
 President & CEO: Chris McGowan  
 Head Coach: Terry Stotts  
 Assistant Coaches: David Vanterpool, Nate Tibbetts, Dale Osborne,  
 John McCullough, Jim Moran  
 Head Athletic Trainer: Geoff Clark  
 Vice President of Basketball Communications: Jim Taylor  
 Basketball Communications Director: Collin Romer  
 Home Court: Moda Center (19,441) - opened in 1995  
 Colors: Scarlet, Black, White  
 Radio: Rip City Radio 620 AM - Brian Wheeler, Michael Holton  
 Television: NBC Sports Northwest - Kevin Calabro, Lamar Hurd



**FRANCHISE TIMELINE**

Portland Trail Blazers (founded 1970-71)

**ALL-TIME WIN / LOSS**

	Home	Away	Neutral	Overall
Lakers vs. Blazers	76-36	42-69	-	118-105

**2017-18 RESULTS**

11/2/17 @ Portland 110-113 (L)  
 12/23/17 vs. Portland 92-95 (L)  
 3/5/18 @ Portland 103-108 (L)

**2018-19 MEETINGS**

10/18/18 @ Portland 7:30 pm (TNT)  
 11/3/18 @ Portland 7:00 pm  
 11/14/18 vs. Portland 7:30 pm (ESPN)  
 4/9/19 vs. Portland 7:30 pm

**LAKERS 2017-18 STATISTICS VS. PORTLAND**

	G	GS	MIN	FG	FGA	FG%	3FG	3FGA	3FG%	FT	FTA	FT%	OFF	DEF	TOT	AST	PF	DQ	STL	TO	BLK	PTS	PIG
Lopez	2	2	55	14	26	.538	2	10	.200	11	13	.846	3	8	11	3	6	0	2	2	3	41	20.5
Thomson (LAL)	1	0	30	5	21	.238	1	9	.111	8	9	.889	0	1	1	7	2	0	0	2	0	19	19.0
Kuzma	3	2	101	20	46	.435	5	17	.294	6	9	.667	4	14	18	6	10	0	2	7	3	51	17.0
Clarkson	2	0	43	13	23	.565	2	5	.400	4	6	.667	1	3	4	5	2	0	1	1	0	32	16.0
Randle	3	1	75	17	29	.586	0	0	---	11	15	.733	3	21	24	3	10	0	2	6	1	45	15.0
Ingram	1	1	32	5	11	.455	0	1	.000	4	6	.667	0	3	3	3	2	0	2	1	0	14	14.0
Caldwell-Pope	3	3	109	16	36	.444	6	14	.429	3	4	.750	2	19	21	5	5	0	6	4	0	41	13.7
Zubac	1	0	16	2	3	.667	0	0	---	3	3	1.000	2	2	4	0	2	0	0	0	0	7	7.0
Ball	3	3	98	7	24	.292	5	14	.357	1	3	.333	1	12	13	17	6	0	5	7	3	20	6.7
Hart	2	1	48	5	15	.333	1	5	.200	2	2	1.000	1	10	11	3	1	0	3	1	1	13	6.5
Wear	1	0	16	2	5	.400	1	4	.250	0	0	---	0	6	6	0	4	0	0	0	3	5	5.0
Nance	2	1	30	4	6	.667	0	0	---	1	4	.250	3	5	8	2	5	0	1	0	1	9	4.5
Brewer	2	0	27	2	4	.500	0	1	.000	1	2	.500	0	5	5	1	3	0	1	5	1	5	2.5
Boyet	1	1	15	1	1	1.000	0	0	---	0	0	---	0	4	4	2	6	1	0	1	1	2	2.0
Bryant	1	0	4	0	0	---	0	0	---	1	2	.500	0	0	0	0	0	0	0	0	0	1	1.0
Caruso	1	0	12	0	1	.000	0	0	---	0	0	---	0	0	0	0	1	0	0	1	1	0	0.0
Ennis	2	0	9	0	0	---	0	0	---	0	0	---	0	1	1	2	1	0	0	0	0	0	0.0

**CURRENT STREAK**

Lost 15

**LAST HOME LOSS**

3/5/18 (103-108)

**MOST POINTS ALLOWED**

145 @ Portland, 4/9/77

**CURRENT HOME STREAK**

Lost 9

**LAST ROAD LOSS**

11/2/17 (110-113)

**FEWEST POINTS SCORED**

80 vs. Portland, 4/6/04

**CURRENT ROAD STREAK**

Lost 7

**LARGEST WINNING MARGIN**

36 @ Portland, 1/1/87 (140-104)  
 36 vs. Portland, 12/10/72 (137-101)

**FEWEST POINTS ALLOWED**

76 vs. Portland, 10/28/08

**LAST HOME WIN**

2/22/13 (111-107)

**LARGEST LOSING MARGIN**

46 @ Portland, 1/9/95 (129-83)

**HIGH INDIV. GAME (LAKERS)**

65, K. Bryant vs. Portland, 3/16/07

**LAST ROAD WIN**

3/3/14 (107-106)

**MOST POINTS SCORED**

153 vs. Portland, 1/30/72

**HIGH INDIV. GAME (BLAZERS)**

43, C. Drexler @ Portland, 4/21/89

# SACRAMENTO KINGS



500 David J. Stern Walk, Sacramento, CA 95814  
phone: (916) 928-0000 / www.kings.com

## BASKETBALL DIRECTORY / GENERAL INFORMATION

Owner: Vivek Ranadivé  
General Manager: Vlade Divac  
Head Coach: Dave Joergel  
Assistant Coaches: Elston Turner, Bryan Gates, Bob Thornton, Jason March, Duane Ticknor  
Head Athletic Trainer: Joe Resendez  
Sr. Vice President, Communications: Joelle Terry  
Director, Media Relations: Chris Clark  
Home Court: Golden 1 Center (17,608) - opened in 2016  
Colors: Black, Purple, Silver  
Radio: KHTK (1140 AM) - Gary Gerould  
Television: NBC Sports California - Grant Napear, Doug Christie, Kayte Christensen-Hunter

## FRANCHISE TIMELINE / LAKERS RECORD

Rochester Royals	(founded 1948-49)	W/L: 52-34
Cincinnati Royals	(founded 1957-58)	W/L: 78-59
Kansas City/Omaha Royals	(founded 1972-73)	W/L: 11-5
Kansas City Kings	(founded 1975-76)	W/L: 37-11

## 2017-18 RESULTS

11/22/17 @ Sacramento	102-113 (L)
1/9/18 vs. Sacramento	99-86 (W)
2/24/18 @ Sacramento	113-108 (W)
4/1/18 vs. Sacramento	83-84 (L)

Sacramento Kings (founded 1985-86) W/L: 94-46

## ALL-TIME WIN / LOSS

	Home	Away	Neutral	Overall
Minneapolis Era	39-9	17-32	14-12	70-53
Los Angeles Era	118-30	71-68	13-4	202-102

## 2018-19 MEETINGS

11/10/18 @ Sacramento	7:00 pm
12/27/18 @ Sacramento	7:00 pm
12/30/18 vs. Sacramento	6:30 pm
3/24/19 vs. Sacramento	6:30 pm

## LAKERS 2017-18 STATISTICS VS. SACRAMENTO

	G	GS	MIN	FG	FGA	FG%	3FG	3FGA	3FG%	FT	FTA	FT%	OFF	DEF	TOT	AST	PF	DO	STL	TO	BLK	PTS	P/IG
Caldwell-Pope	4	4	146	30	56	.536	14	33	.424	12	15	.800	0	15	15	8	6	0	4	8	1	86	21.5
Thomas (LAL)	1	0	23	4	11	.364	3	7	.429	6	6	1.000	0	2	2	4	1	0	0	2	0	17	17.0
Randle	4	3	122	25	42	.595	1	1	1.000	16	28	.571	10	30	40	14	12	0	5	15	3	67	16.8
Ingram	3	3	95	15	28	.536	3	6	.500	7	10	.700	3	15	18	17	8	0	0	8	3	40	13.3
Kuzma	4	2	121	19	51	.373	9	25	.360	2	3	.667	2	14	16	6	8	0	5	9	1	49	12.3
Lopez	4	4	90	16	35	.457	7	19	.368	3	4	.750	2	9	11	2	17	0	1	4	5	42	10.5
Nance	1	0	19	4	6	.667	0	0	---	2	5	.400	2	6	8	1	3	0	1	2	0	10	10.0
Clarkson	2	0	40	8	20	.400	2	9	.222	1	2	.500	1	2	3	4	6	0	1	5	0	19	9.5
Ball	2	2	74	6	18	.333	4	12	.333	0	2	.000	2	16	18	22	3	0	6	5	1	16	8.0
Caruso	1	1	30	3	7	.429	1	3	.333	0	0	---	1	3	4	2	0	0	1	3	1	7	7.0
Hart	4	1	88	6	20	.300	4	11	.364	2	2	1.000	5	10	15	13	5	0	2	2	0	18	4.5
Frye (LAL)	1	0	22	1	4	.250	1	4	.250	0	0	---	1	8	9	1	1	0	0	0	1	3	3.0
Zubac	3	0	31	5	10	.500	0	0	---	1	4	.250	5	7	12	2	2	0	1	1	1	11	3.7
Brewer	3	0	27	3	5	.600	2	3	.667	0	0	---	0	1	1	1	1	0	2	0	0	8	2.7
Ennis	3	0	26	2	8	.250	0	1	.000	0	0	---	1	3	4	4	1	0	1	1	2	4	1.3
Bogut	1	0	6	0	0	---	0	0	---	0	0	---	0	2	2	0	1	0	0	1	1	0	0.0

## CURRENT STREAK

Lost 1

## LAST ROAD LOSS

11/22/17 (102-113)

## FEWEST POINTS SCORED\*

76 vs. Rochester, 3/3/55  
82 @ Sacramento, 2/16/95

## CURRENT HOME STREAK

Lost 1

## LARGEST WINNING MARGIN

44 vs. Cincinnati, 2/6/68 (146-102)  
36 vs. Sacramento, 2/4/87 (128-92)

## FEWEST POINTS ALLOWED\*

72 @ Sacramento, 3/25/01

## CURRENT ROAD STREAK

Won 1

## LARGEST LOSING MARGIN

34 @ Cincinnati, 1/5/71 (146-112)  
24 vs. Sacramento, 3/28/01 (108-84)

## HIGH INDIV. GAME (LAKERS)

61, G. Mikan vs. Rochester, 1/20/52  
51, K. Bryant @ Sacramento, 1/19/06

## LAST HOME WIN

1/9/18 (99-86)

## MOST POINTS SCORED

146 vs. Cincinnati, 2/6/68  
135 vs. Sacramento, 4/3/86

## HIGH INDIV. GAME (KINGS)

59, J. Twyman @ Cincinnati, 1/15/60  
40, M. Bibby @ Sacramento, 1/19/06  
40, D. Cousins vs. Sacramento, 2/14/17

## LAST ROAD WIN

2/24/18 (113-108)

## MOST POINTS ALLOWED

146 @ Cincinnati, 1/5/71  
132 @ Sacramento, 10/30/15

## LAST HOME LOSS

4/1/18 (83-84)



One AT&T Center, San Antonio, TX 78219  
 phone: (210) 444-5500 / www.spurs.com

**BASKETBALL DIRECTORY / GENERAL INFORMATION**

Chairman & CEO: Julianna Hawn Holt  
 President of Basketball Operations/Head Coach: Gregg Popovich  
 President of Sports Franchises / General Manager: R.C. Buford  
 Assistant Coaches: Ettore Messina, Ime Udoka, Becky Hammon,  
 Chip Engelland, Will Hardy  
 Head Athletic Trainer: Will Sevensing  
 Senior Director of Communications: Tom James  
 Basketball Communications Manager: Kris Davis  
 Home Court: AT&T Center (18,418) - opened in 2002  
 Colors: Metallic Silver, Black  
 Radio: WOAI (1200 AM) - Bill Schoening  
 Spanish Radio: KXTN (107.5 FM) - Paul Castro  
 Television: KENS (Ch. 5), KMYS (Ch. 35), FOX Sports Southwest (Ch. 26) -  
 Bill Land, Sean Elliott, Dan Weiss



**FRANCHISE TIMELINE**

San Antonio Spurs (founded 1976-77)

**ALL-TIME WIN / LOSS**

Lakers vs. Spurs	Home 48-35	Away 33-51	Neutral -	Overall 81-86
------------------	---------------	---------------	--------------	------------------

**2017-18 RESULTS**

1/11/18 vs. San Antonio 93-81 (W)  
 3/3/18 @ San Antonio 116-112 (W)  
 4/4/18 vs. San Antonio 122-112 (W)

**2018-19 MEETINGS**

10/22/18 vs. San Antonio 7:30 pm  
 10/27/18 @ San Antonio 5:30 pm  
 12/5/18 vs. San Antonio 7:30 pm (ESPN)  
 12/7/18 @ San Antonio 5:30 pm

**LAKERS 2017-18 STATISTICS VS. SAN ANTONIO**

	G	GS	MIN	FG	FGA	FG%	3FG	3FGA	3FG%	FT	FTA	FT%	OFF	DEF	TOT	AST	PF	DQ	STL	TO	BLK	PTS	P/G
Ingram	1	1	37	11	21	.524	2	5	.400	2	5	.400	0	3	3	3	0	0	1	1	0	26	26.0
Frye (LAL)	1	0	26	8	9	.889	3	3	1.000	0	0	---	0	4	4	1	2	0	0	0	0	19	19.0
Ball	2	2	71	13	23	.565	10	17	.588	0	0	---	4	13	17	17	5	0	5	7	2	36	18.0
Thomas (LAL)	1	0	29	6	16	.375	1	5	.200	8	8	1.000	0	1	1	7	1	0	0	5	0	21	21.0
Kuzma	3	2	106	18	48	.375	9	24	.375	6	10	.600	5	14	19	6	6	0	5	5	0	51	17.0
Caldwell-Pope	3	3	113	18	32	.563	7	13	.538	6	7	.857	2	21	23	10	9	0	8	4	0	49	16.3
Nance	1	0	30	6	9	.667	0	0	---	2	2	1.000	5	10	15	2	4	0	2	2	1	14	14.0
Randle	3	3	74	14	35	.400	0	0	---	9	11	.818	4	12	16	9	10	0	1	5	1	37	12.3
Lopez	3	3	66	10	24	.417	3	11	.273	4	6	.667	0	8	8	3	6	0	1	5	4	27	9.0
Hart	2	0	46	4	10	.400	2	5	.400	4	6	.667	1	11	12	2	4	0	1	2	0	14	7.0
Wear	1	0	13	3	6	.500	1	4	.250	0	0	---	0	2	2	0	0	0	0	0	0	7	7.0
Caruso	1	1	19	2	2	1.000	1	1	1.000	0	0	---	0	3	3	3	1	0	1	2	0	5	5.0
Clarkson	1	0	14	2	8	.250	0	3	.000	1	2	.500	1	2	3	2	0	0	1	1	0	5	5.0
Zubac	2	0	43	4	8	.500	0	0	---	2	2	1.000	2	8	10	6	4	0	1	3	2	10	5.0
Ennis	3	0	57	4	13	.308	2	5	.400	0	0	---	2	4	6	9	8	0	2	1	1	10	3.3
Payton (LAL)	1	0	1	0	1	.000	0	0	---	0	0	---	0	0	0	0	0	0	0	0	0	0	0.0

**CURRENT STREAK**

Won 4

**LAST ROAD LOSS**

1/12/17 (94-134)

**FEWEST POINTS SCORED**

80 @ San Antonio, 2/8/99  
 80 vs. San Antonio, 4/8/00  
 80 vs. San Antonio, 11/14/14

**CURRENT HOME STREAK**

Won 2

**LARGEST WINNING MARGIN**

40 vs. San Antonio, 3/30/89 (138-98)

**FEWEST POINTS ALLOWED**

75 @ San Antonio, 2/8/99  
 75 @ San Antonio, 4/13/98

**LAST HOME WIN**

4/4/18 (122-112)

**MOST POINTS SCORED**

147 vs. San Antonio, 3/20/87  
 147 vs. San Antonio, 11/15/87

**HIGH INDIV. GAME (LAKERS)**

44, K. Bryant vs. San Antonio, 2/14/03

**LAST ROAD WIN**

3/3/18 (116-112)

**MOST POINTS ALLOWED**

137 @ San Antonio, 4/3/84

**HIGH INDIV. GAME (SPURS)**

44, G. Banks @ San Antonio, 4/13/83  
 44, R. Brewer @ San Antonio, 11/10/81

**LAST HOME LOSS**

2/26/17 (98-119)

# TORONTO RAPTORS

30 British Columbia Road, Toronto, Ontario M6K 3C3  
 phone: (416) 815-2801 / www.raptors.com

## BASKETBALL DIRECTORY / GENERAL INFORMATION

**Chairman of the Board & Chairman, NBA Board of Governors:**  
 Lawrence M. Tanenbaum, O.C.  
**President:** Masai Ujiri  
**General Manager:** Bobby Webster  
**Head Coach:** Nick Nurse  
**Assistant Coaches:** Adrian Griffin, Sergio Scariolo, Nate Bjorkgren, Phil Handy, Patrick Mulumbo, Jim Sann, Eric Khoury  
**Assistant Coach / Director of Sports Science:** Alex McKechnie  
**Head Athletic Trainer:** Scott McCullough  
**Director, Communications:** Jennifer Quinn  
**Senior Manager, Basketball Communications:** Roven Yau  
**Home Court:** Scotiabank Arena (19,800) - opened in 1999  
**Colors:** Red, Black, Silver  
**Radio:** TSN Radio 1050 (AM 1050) / Sportsnet 590 (AM 590) - Paul Jones, Eric Smith, Jack Armstrong, Sherman Hamilton  
**Television:** TSN / TSN 2 / Sportsnet / Sportsnet ONE - Matt Devlin, Leo Rautins, Jack Armstrong, Sherman Hamilton



## FRANCHISE TIMELINE

Toronto Raptors (founded 1995-96)

## ALL-TIME WIN / LOSS

	Home	Away	Neutral	Overall
Lakers vs. Raptors	15-6	13-9	-	28-15

## 2017-18 RESULTS

10/27/17 vs. Toronto 92-101 (L)  
 1/28/17 @ Toronto 111-123 (L)

## 2018-19 MEETINGS

11/4/18 vs. Toronto 6:30 pm  
 3/14/19 @ Toronto 5:00 pm (TNT)

## LAKERS 2017-18 STATISTICS VS. TORONTO

	G	GS	MIN	FG	FGA	FG%	3FG	3FGA	3FG%	FT	FTA	FT%	OFF	DEF	TOT	AST	PF	DO	STL	TO	BLK	PTS	P/G
Randle	2	1	48	11	19	.579	0	1	.000	13	16	.813	5	10	15	8	6	0	1	2	1	35	17.5
Clarkson	2	0	36	10	24	.417	1	10	.100	7	7	1.000	1	3	4	2	6	0	0	7	0	28	14.0
Ingram	2	2	58	7	23	.304	1	3	.333	8	13	.615	3	5	8	5	4	0	2	4	1	23	11.5
Caruso	1	0	18	5	6	.833	1	2	.500	0	0	---	1	3	4	5	3	0	1	2	1	11	11.0
Kuzma	2	0	55	10	23	.435	1	8	.125	1	2	.500	2	12	14	1	2	0	1	7	0	22	11.0
Nance	2	1	42	10	10	1.000	0	0	---	2	3	.667	3	7	10	3	8	0	3	1	0	22	11.0
Lopez	2	2	40	9	24	.375	2	7	.286	1	2	.500	3	4	7	2	4	0	1	4	5	21	10.5
Caldwell-Pope	2	2	62	6	18	.333	3	7	.429	3	5	.600	1	10	11	4	3	0	1	0	0	18	9.0
Ball	1	1	32	2	7	.286	1	4	.250	0	0	---	1	6	7	6	0	0	2	4	0	5	5.0
Hart	2	0	34	4	5	.800	0	1	.000	1	4	.250	1	5	6	0	3	0	2	1	1	9	4.5
Brewer	1	0	22	0	1	.000	0	0	---	3	4	.750	1	2	3	3	2	0	0	0	1	3	3.0
Hayes	1	0	10	1	3	.333	0	2	.000	1	1	1.000	0	0	0	2	0	0	0	0	0	3	3.0
Ennis	2	1	24	1	7	.143	1	3	.333	0	0	---	0	4	4	1	2	0	2	3	0	3	1.5

## CURRENT STREAK

Lost 7

## LAST HOME LOSS

10/27/17 (92-101)

## CURRENT HOME STREAK

Lost 3

## LAST ROAD LOSS

1/28/18 (111-123)

## CURRENT ROAD STREAK

Lost 4

## LARGEST WINNING MARGIN

20 @ Toronto, 1/6/02 (109-89)  
 20 @ Toronto, 2/1/08 (121-101)

## LAST HOME WIN

11/30/14 (129-122, OT)

## LARGEST LOSING MARGIN

33 @ Toronto, 12/2/16 (113-80)

## LAST ROAD WIN

1/19/14 (112-106)

## MOST POINTS SCORED

129 vs. Toronto (OT), 11/30/14  
 122 vs. Toronto, 1/22/06

## MOST POINTS ALLOWED

123 vs. Toronto, 1/1/17  
 123 @ Toronto, 1/28/18

## FEWEST POINTS SCORED

80 @ Toronto, 12/2/16

## FEWEST POINTS ALLOWED

79 vs. Toronto, 11/12/03

## HIGH INDIV. GAME (LAKERS)

81, K. Bryant vs. Toronto, 1/22/06

## HIGH INDIV. GAME (RAPTORS)

41, K. Lowry vs. Toronto, 1/1/17



1420 South 500 West, Salt Lake City, UT 84115  
 phone: (801) 325-2500 / www.utahjazz.com

**BASKETBALL DIRECTORY / GENERAL INFORMATION**

Owner: Gail Miller  
 General Manager: Dennis Lindsey  
 Head Coach: Quin Snyder  
 Assistant Coaches: Johnnie Bryant, Zach Guthrie, Alex Jensen, Fotis Katsikaris, Antonio Lang, Lamar Skeeter, Jeff Watkinson, Mike Wells  
 Head Athletic Trainer: Eric Waters  
 Sr. Vice President, Communications: Frank Zang  
 Vice President, Communications: Derek Garduno  
 Director, Communications: Madeline Crandall  
 Manager, Communications: Danny Franks  
 Home Court: Vivint Smart Home Arena (18,306) - opened in 1991  
 Colors: Navy, Dark Green, and Dark Yellow  
 Radio: KZNS (1280 AM / 97.5 FM) - David Locke, Ron Boone  
 Television: AT&T SportsNet - Craig Bolerjack, Matt Harpring, Kristen Kenney



**FRANCHISE TIMELINE / LAKERS RECORD**

New Orleans Jazz (founded 1974-75) W/L: 13-5  
 Utah Jazz (founded 1979-80) W/L: 92-69

**ALL-TIME WIN / LOSS**

	Home	Away	Neutral	Overall
All-Time Totals	65-24	40-50	-	105-74
Lakers vs. Utah	57-23	35-46	-	92-69

**2017-18 RESULTS**

10/28/17 @ Utah 81-96 (L)  
 4/3/18 @ Utah 110-117 (L)  
 4/8/18 vs. Utah 97-112 (L)

**2018-19 MEETINGS**

11/23/18 vs. Utah 7:30 pm  
 1/11/19 @ Utah 7:00 pm (ESPN)  
 3/27/19 @ Utah 7:30 pm (ESPN)  
 4/7/19 vs. Utah 6:30 pm

**LAKERS 2018-19 STATISTICS VS. UTAH**

	G	GS	MIN	FG	FGA	FG%	3FG	3FGA	3FG%	FT	FTA	FT%	OFF	DEF	TOT	AST	PF	DQ	STL	TO	BLK	PTS	PIG
Kuzma	2	1	59	13	28	.464	2	7	.286	7	12	.583	1	8	9	4	5	0	2	4	0	35	17.5
B. Ingram	1	1	34	7	14	.500	1	2	.500	1	4	.250	0	1	1	2	2	0	4	4	1	16	16.0
Clarkson	1	0	20	7	12	.583	0	1	.000	1	1	1.000	1	3	4	2	1	0	0	0	0	15	15.0
Caldwell-Pope	3	3	92	13	32	.406	5	15	.333	12	15	.800	0	10	10	3	9	0	4	5	2	43	14.3
Hart	3	1	93	15	26	.577	4	12	.333	8	10	.800	2	8	10	4	5	0	5	3	3	42	14.0
Randle	3	2	79	11	28	.393	0	0	---	13	17	.765	8	18	26	15	10	0	0	7	0	35	11.7
Ennis	3	0	56	14	28	.500	1	5	.200	3	3	1.000	5	7	12	8	7	0	5	5	1	32	10.7
Ball	1	1	36	3	10	.300	3	6	.500	0	0	---	1	1	2	4	2	0	2	5	0	9	9.0
Frye (LAL)	2	0	40	6	15	.400	4	9	.444	1	1	1.000	1	4	5	2	4	0	0	0	0	17	8.5
Lopez	3	3	65	6	27	.222	2	10	.200	3	4	.750	3	7	10	4	7	0	1	2	3	17	5.7
Nance	1	1	32	1	3	.333	0	1	.000	3	4	.750	5	5	10	2	4	0	2	3	1	5	5.0
Caruso	2	2	31	3	6	.500	1	2	.500	2	2	1.000	1	3	4	5	3	0	1	2	0	9	4.5
Bryant	1	0	9	1	1	1.000	0	0	---	1	1	1.000	1	3	4	1	0	0	0	0	0	3	3.0
Payton (LAL)	1	0	21	1	5	.200	1	2	.500	1	4	.250	0	2	2	2	1	0	1	0	0	4	4.0
Brewer	1	0	5	1	3	.333	0	1	.000	0	0	---	0	0	0	0	0	0	0	0	0	2	2.0
Wear	1	0	18	1	5	.200	0	2	.000	0	0	---	0	2	2	1	3	0	0	1	0	2	2.0
Zubac	2	0	25	1	5	.200	0	0	---	0	0	---	2	5	7	1	1	0	0	2	2	2	1.0
Bogut	1	0	6	0	0	---	0	0	---	0	0	---	2	2	4	0	1	0	0	1	0	0	0.0

**CURRENT STREAK**

Lost 7

**LAST HOME LOSS**

4/8/18 (97-112)

**MOST POINTS ALLOWED**

130 vs. Utah (OT), 11/22/83

**CURRENT HOME STREAK**

Lost 3

**LAST ROAD LOSS**

4/3/18 (110-117)

125 vs. New Orleans, 12/26/78

123 @ Utah, 3/28/16

**CURRENT ROAD STREAK**

Lost 6

**LARGEST WINNING MARGIN**

46 vs. Utah, 2/4/00 (113-67)

46 vs. Utah, 3/5/86 (130-84)

**FEWEST POINTS SCORED**

73 vs. Utah, 3/19/15

**LAST HOME WIN**

4/13/16 (101-96)

**LARGEST LOSING MARGIN**

48 @ Utah, 3/28/16 (75-123)

**FEWEST POINTS ALLOWED**

67 vs. Utah, 2/4/00

**LAST ROAD WIN**

2/25/15 (100-97)

**MOST POINTS SCORED**

132 vs. Utah, 11/30/06

**HIGH INDIV. GAME (LAKERS)**

60, K. Bryant vs. Utah, 4/13/16

**HIGH INDIV. GAME (JAZZ)**

50, A. Dantley @ Utah, 11/27/79

# WASHINGTON WIZARDS

601 F Street NW, Washington DC, 20004  
 phone: (202) 661-5000 / www.washingtonwizards.com



## DIRECTORY / GENERAL INFORMATION

Founder, Chairman & Majority Owner: Ted Leonsis  
 President of Basketball Operations: Ernie Grunfeld  
 Senior Vice President of Basketball Operations: Tommy Sheppard  
 Head Coach: Scott Brooks  
 Assistant Coaches: Tony Brown, Robert Pack, Ryan Richman, Mike Terpstra, Maz Trakh  
 Vice President of Communications: Scott Hall  
 Director of Media Relations: DeAndré Phillips  
 Director of Basketball Communications: Daren Jenkins  
 Home Court: Capital One Arena (20,356) - opened in 1997  
 Colors: Red, White, Blue  
 Radio: WNEW (99.1 FM)/WFED (1500 AM) - Dave Johnson, Glen Consor  
 Television: NBC Sports Washington - Steve Buchhantz, Kara Lawson, Chris Miller

## FRANCHISE TIMELINE / LAKERS RECORD

Chicago Packers	(founded 1961-62)	W/L: 8-2
Chicago Zephyrs	(founded 1962-63)	W/L: 7-3
Baltimore Bullets	(founded 1963-64)	W/L: 45-26
Capitol Bullets	(founded 1973-74)	W/L: 2-2
Washington Bullets	(founded 1974-75)	W/L: 34-22
Washington Wizards	(founded 1997-98)	W/L: 22-17

## ALL-TIME WIN / LOSS

	Home	Away	Neutral	Overall
All-Time Totals	68-23	43-50	7-0	118-73
Lakers vs. Bullets/Wizards	60-22	38-46	5-0	103-68

## 2017-18 RESULTS

10/25/17 vs. Washington	102-99 (OT) (W)
11/9/17 @ Washington	95-111 (L)

## 2018-19 MEETINGS

12/16/18 @ Washington	3:00 pm
3/26/19 vs. Washington	7:30 pm (TNT)

## LAKERS 2017-18 STATISTICS VS. WASHINGTON

	G	GS	MIN	FG	FGA	FG%	3FG	3FGA	3FG%	FT	FTA	FT%	OFF	DEF	TOT	AST	PF	DO	STL	TO	BLK	PTS	PIG
Nance	1	1	24	8	10	.800	0	0	---	2	3	.667	3	7	10	0	3	0	2	2	0	18	18.0
Ingram	2	2	74	11	24	.458	0	4	.000	7	9	.778	3	11	14	4	6	0	1	5	1	29	14.5
Kuzma	2	1	69	10	29	.345	1	8	.125	7	8	.875	5	7	12	1	4	0	0	8	0	28	14.0
Caldwell-Pope	2	2	76	10	23	.435	3	12	.250	4	5	.800	2	8	10	8	5	0	5	4	0	27	13.5
Lopez	2	2	45	7	20	.350	1	4	.250	9	9	1.000	2	3	5	3	5	0	2	2	2	24	12.0
Clarkson	2	0	37	8	18	.444	3	6	.500	4	6	.667	0	3	3	4	4	0	1	5	0	23	11.5
Randle	2	0	42	8	13	.615	1	1	1.000	5	7	.714	3	15	18	2	7	0	1	6	3	22	11.0
Ball	2	2	68	5	23	.217	1	12	.083	5	10	.500	4	12	16	18	4	0	3	5	1	16	8.0
Blue	1	0	3	1	2	.500	0	0	---	0	0	---	0	0	0	0	0	0	0	0	0	2	2.0
Ennis	1	0	11	1	3	.333	0	1	.000	0	0	---	0	1	1	1	0	0	2	1	1	2	2.0
Zubac	1	0	3	1	2	.500	0	0	---	0	0	---	1	1	2	0	0	0	0	0	0	2	2.0
Brewer	2	0	20	1	4	.250	0	1	.000	0	0	---	0	1	1	2	4	0	0	2	1	2	1.0
Hart	2	0	30	1	7	.143	0	4	.000	0	0	---	0	7	7	1	3	0	1	0	0	2	1.0
Bogut	1	0	2	0	0	---	0	0	---	0	0	---	0	0	0	0	0	0	0	0	0	0	0.0

## CURRENT STREAK

Lost 1

## LAST HOME LOSS

3/28/17 (108-119)

## MOST POINTS ALLOWED

147 vs. Washington (OT), 12/17/06  
 137 @ Baltimore, 11/7/65

## CURRENT HOME STREAK

Won 1

## LAST ROAD LOSS

11/9/17 (95-111)

## FEWEST POINTS SCORED

81 @ Washington, 3/14/05

## CURRENT ROAD STREAK

Lost 2

## LARGEST WINNING MARGIN

35 vs. Washington, 3/16/94 (129-94)

## FEWEST POINTS ALLOWED

72 @ Washington, 3/9/91

## LAST HOME WIN

10/25/17 (102-99, OT)

## LARGEST LOSING MARGIN

32 vs. Baltimore, 11/23/69 (97-129)

## HIGH INDIV. GAME (LAKERS)

55, K. Bryant vs. Washington, 3/28/03

## LAST ROAD WIN

12/2/15 (108-104)

## MOST POINTS SCORED

151 vs. Baltimore, 2/6/72

## HIGH INDIV. GAME (WIZARDS)

60, G. Arenas vs. Washington, 12/17/06





# COMMUNITY RELATIONS

328

NBA Cares

329

Lakers In The Community



NBA Cares is the league's global social responsibility program that builds on the NBA's mission of addressing important social issues. NBA Cares programs and participants have provided more than 4.5 million hours of hands-on service and created more than 1,210 places where kids and families can live, learn or play in communities around the world. The NBA also engages more than 26 million youth annually, inspiring play and teaching the values of the game. NBA Cares works with internationally recognized youth-serving programs that support education, youth and family development, and health-related causes, including: Thurgood Marshall College Fund, Special Olympics, YMCA of the USA, Boys & Girls Clubs of America, UNICEF, the Make-A-Wish Foundation, Share Our Strength and GLSEN.

*For more information about the NBA's latest community outreach efforts, please visit [www.cares.nba.com](http://www.cares.nba.com).*




### LAKERS YOUTH FOUNDATION MISSION

The Los Angeles Lakers Youth Foundation supports local non-profit and youth organizations that are dedicated to improving the quality of life in our community. We are committed to utilizing our resources to provide educational, athletic and recreational opportunities to Los Angeles youth.

### BUSS FAMILY & THE LAKERS

During his lifetime, as a result of his considerable charitable efforts, Dr. Jerry Buss was honored by a wide range of organizations that included City of Hope, NAACP, the B'Nai B'rith, United Negro College Fund, United Indian Development Association, National Organization of Women, Boys and Girls Clubs of America, Muscular Dystrophy Association, the Los Angeles Human Relations Commission, Heart of Los Angeles Youth and Special Olympics of Southern California. Following in their father's footsteps, the Buss family's philanthropic and community support is as diverse as the community in which they live and work.

The Lakers and the Lakers Youth Foundation annually donate hundreds of thousands of dollars, tickets, merchandise, and autographed items to support countless neighborhood schools, libraries, and churches as well as non-profit organizations which attend to the needs of communities in Southern California.



### LAKERS "READ TO ACHIEVE"

The Los Angeles Lakers Read to Achieve campaign enjoys continued success as the organization and its players focus their efforts on literacy and instilling the joy of reading in Los Angeles youth. The main component of the program is the annual reading challenge.

Currently in its 18th year, the Lakers Read to Achieve Reading Challenge is open to local elementary schools and has encouraged nearly 400,000 students to read for Lakers prizes and tickets. Students who complete the challenge receive a Lakers prize, a certificate of completion, and are entered into a drawing to win Lakers tickets. Classrooms with a 100% completion rate are eligible to win a Grand Prize event.

Chick Hearn Night has been celebrated at the Lakers home game closest to Chick's birthday every season since his passing in 2002. On Chick Hearn Night, the annual Chick Hearn Memorial Scholarship is presented to help two aspiring sports journalists pursue their dreams.

Since 2002, the Lakers have created sixteen Lakers Reading Rooms or Lakers Reading and Learning Centers throughout Los Angeles and Hawaii. Each site was remodeled with new carpet, paint, bookshelves, tables, chairs, sofas, children's books, and framed Lakers photos, offering children a safe and fun learning environment dedicated to literacy.





### LAKERS “TEAM UP”

---

Lakers Team Up is the organization’s service initiative, designed to allow the Lakers staff to give back to our community. Last season we donated our time to many local and national nonprofit organizations, including: US Vets, LA Works, Operation Gratitude, Los Angeles Regional Food Bank, TreePeople, The Birthday Party Project, Kids Ocean Day, and Meridian Assisted Living Center of Cheviot Hills.

### GRANTING WISHES

---

In collaboration with wish granting organizations, the Los Angeles Lakers regularly provide game tickets and arrange player meetings for children and adults facing life-threatening medical conditions. Over the past 17 years, the Lakers have granted over 365 special wishes for children and adults from all over the United States, Canada, and as far away as Israel and the Netherlands.

### JUNIOR LAKERS

---

Junior Lakers is the Los Angeles Lakers official youth basketball initiative. With Junior Lakers, the Lakers and the Lakers Youth Foundation work with Los Angeles youth to develop fundamental basketball skills, teamwork, sportsmanship and community involvement, with positive adult supervision. The Lakers impact over 130,000 Los Angeles youth basketball players across multiple Junior Lakers Leagues with after-school programs including the Boys & Girls Club and LA’s Best, presented by UCLA Health, as well as Playworks, presented by Wish, and After-School All Stars.

### CAMP LAKERS

---

Camp Lakers, presented by UCLA Health, is committed to providing young players with the ultimate Lakers experience. For the last 20 summers, campers have learned the Laker way at Camp Lakers, honing their basketball skills and discovering the importance of hard work, teamwork, dedication, and sportsmanship, on and off the court.

Each day special Lakers guests and staff will visit to meet and speak with the campers. On the last day of the week, the campers will take a field trip to the Lakers facility to meet Lakers and see where the Lakers work on their basketball skills. There they have the once-and-a-lifetime opportunity to play where the Lakers play, step inside the Lakers practice locker room, see the championship trophies and shoot around with the Lakers.

### LAKERS CELEBRITY GOLF INVITATIONAL

---

Each season, the Lakers organization and some of their biggest fans gather to raise money for the Lakers Youth Foundation at the Lakers Celebrity Golf Invitational. Last season’s 28th annual tournament was held at the Riviera Country Club, where golfers had the opportunity to play alongside Lakers Legends and sports and entertainment celebrities on the famed course. After the golfing, guests had the opportunity to meet the entire Lakers team and coaching staff at a charity auction and gala dinner. The money raised at the Lakers Celebrity Golf Invitational benefits the Lakers Youth Foundation, and enables the foundation to provide educational, athletic and recreational opportunities to Los Angeles youth.





---

### STUDENT & EDUCATOR OF THE MONTH PROGRAM

Once a month during the NBA regular season, the Los Angeles Lakers and City of Hope honor three local students, two local teachers and one local principal for their outstanding academic and extracurricular achievements. All educator nominations are submitted to the Lakers online at [www.lakers.com/community](http://www.lakers.com/community) by local school personnel and all student nominations are submitted by teachers. Each honoree receives four tickets to attend a Lakers game and at halftime, is presented with a plaque and Lakers t-shirt.

---

### HEALTH AND FITNESS INITIATIVES

The Lakers are dedicated to helping their fans live a healthy lifestyle. To emphasize the importance of health and fitness, the Lakers sponsor programs that reward local students for being active about their health.

Fit For Life with the Los Angeles Lakers aims to educate the community about the importance of physical fitness and nutrition in an effort to help fight childhood obesity and encourage all fans to be fit for life. During the 2017-2018 season, students and teachers from Playworks LA were invited to the Lakers Fit for Life Field Day, presented by City of Hope. A total of 250 students from elementary schools and middle schools throughout Los Angeles County came out to the 9th Annual Lakers Fit For Life Field Day, for an afternoon of nutrition lessons and fun field games with the Laker Girls and Laker players.

---

### COMPLIMENTARY GROUP TICKETS

Each year, the Lakers and the Lakers Youth Foundation donate several thousand tickets to Southern California non-profit organizations so that their members may enjoy a game together. Often, the complimentary group ticket is the non-profit member's first opportunity to see a Lakers game. Ticket requests can be made online at [www.lakers.com/community](http://www.lakers.com/community).

## LAKERS IN THE COMMUNITY

### A SEASON OF GIVING

The Lakers "A Season of Giving" campaign, presented by East West Bank, is an opportunity for the Lakers to share in the joy of the holiday season with the people of Los Angeles. The 2017 "Season of Giving" kicked off in November at Heart of Los Angeles in Downtown Los Angeles where boys and girls were treated to a Lakers carnival and Thanksgiving Feast provided by Lucille's BBQ and served by the Lakers and East West Bank staff. The Laker Girls, Brandon Ingram and Kyle Kuzma spent the evening serving the meal and mingling with the 300 guests from HOLA, Mixed Roots, Boys & Girls Club and the Los Angeles Unified School District. The Thanksgiving festivities continued with the Annual Miracle on Manchester Turkey Giveaway at the Salvation Army in Inglewood. Lakers players and the Laker Girls distributed over 300 turkeys to the community, along with pies, dinner rolls and Lakers goodies.

In December, the Lakers and East West Bank hosted a snow day holiday party for children from local youth organizations in El Segundo. Kids were treated to a day of holiday fun, tossed snowballs with the Lakers players and went sledding with the Laker Girls. Each child got to take a photo with a Lakers player on a big Lakers Santa chair, and received presents and toys from the Lakers.



## MEDIA & GENERAL INFORMATION

- 334 Media Guidelines / Policies
- 335 Media Relations Staff & Traveling Media
- 336 Television & Radio
- 337 South Bay Lakers
- 338 UCLA Health Training Center
- 340 Laker Girls
- 342 STAPLES Center Information
- 344 2017-18 Tickets & Seating



## **MEDIA GUIDELINES AND POLICIES**

---

### **MEDIA CREDENTIALS**

---

All requests should be submitted via email to the Lakers Media Relations Department ([media@la-lakers.com](mailto:media@la-lakers.com)) at least **24 HOURS PRIOR** to the game you wish to cover (3:00 pm on Friday for weekend games). **NO CREDENTIAL REQUESTS WILL BE HONORED ON GAME DAY.**

Please make certain all requests for credentials are confirmed by the MR department prior to arriving at STAPLES Center. Credentials may be picked up at the primary media entrance off Chick Hearn Court (between Figueroa and Georgia streets) beginning 2 1/2 hours prior to game time. Credentials must be visibly worn at all times and are non-transferable.

### **MEDIA PARKING**

---

Parking for members of the media who have purchased a full-season parking pass is located in Lot C, on L.A. LIVE Way between 12th Street and 11th Street/Chick Hearn Court. A book of season parking passes, priced at the discounted rate of \$12.00 per game with a guaranteed parking space, can be purchased by contacting Cynthia Gonzales at (310) 426-6035. Those not wishing to take advantage of the seasonal parking option will be able to park in the "general" parking lots, for example, LOT W (West Garage-Gate B) and at the LA Convention Center adjacent to the West Hall and South Hall. These locations are available on a first-come, first serve basis for a rate ranging from \$15 to \$30.

### **CHICK HEARN PRESS ROOM**

---

The Chick Hearn Press Room is located near the primary media entrance adjacent to Chick Hearn Court. The stairway from the primary media entrance leads directly to the press room on the Event Level.

### **PRE & POST GAME INTERVIEWS**

---

In accordance with NBA policy, both the Lakers and visiting locker rooms will be open to media members for a 30 minute period prior to game time (6:15 – 6:45 for a 7:30 game) and after approximately 15 minutes following the conclusion of the game. Players and coaches are available for interviews at those times. Only working members of the media with valid credentials will be admitted to the locker rooms.

**ABSOLUTELY NO AUTOGRAPHS ALLOWED DURING MEDIA ACCESS PERIOD.**

### **GAME NOTES AND STATISTICS**

---

Game notes, rosters, etc. are available in the press room 2 1/2 hours prior to game time. Statistics for each quarter and half-time are made available in the press room at the conclusion of each quarter. Postgame statistics, quotes, and notes are distributed as quickly as possible following the game.

### **PHOTOGRAPHERS**

---

Limited space is available for still photographers along each baseline with exact locations to be determined on game day. **ABSOLUTELY NO TRIPODS ALLOWED.** Photographers must stay in their designated areas while being considerate of print media and fans directly in their viewing area.

If there is not a floor spot available, photographers can shoot from the auxiliary photo position above Premier Section 14.

### **MEALS**

---

A pregame meal is served in the Chick Hearn Press Room two hours prior to game time. Beverages and snacks are also available in the press room during and following the game.

### **TELEPHONE & INTERNET CONTACT**

---

For lines and instruments, please contact a member of the Lakers Media Relations staff or STAPLES Center's Telecommunications Manager: (213) 742-7245.

### **RADIO & TELEVISION TECHNICAL CONTACT**

---

Dave Carpenter, Broadcast Services - (213) 63-7968.

### **PRACTICE POLICY**

---

The Lakers conduct practices at the UCLA Health Training Center located at 2275 E. Mariposa Avenue in El Segundo (from the 405 freeway, take the 105 freeway west, exit Nash, take Nash approximately two blocks south of Imperial Highway, turn left on Mariposa). As practice concludes, a portion will be open to the media, with players and coaches available for brief interviews immediately following each practice. Please contact the Lakers Media Relations Department to confirm practice times, sites and availability of players and coaches, or follow @Lakers\_MR for updates.

### **FINGERTIP INFORMATION**

---

#### Mailing Address

2275 E. Mariposa Ave., El Segundo, CA 90245

#### Internet Address / Social Media

[www.lakers.com](http://www.lakers.com) or [www.nba.com/lakers/](http://www.nba.com/lakers/)

Twitter / Instagram

Snapchat

Facebook

@Lakers  
@LakersSnaps  
[www.facebook.com/losangeleslakers](http://www.facebook.com/losangeleslakers)

#### Telephone

(310) 426-6000

#### Homecourt

STAPLES Center (opened 1999, capacity 18,997)

#### Colors

Purple and Gold

#### Ticket Outlets

Tickets are available at [www.lakers.com](http://www.lakers.com) and the STAPLES Center Box Office

#### Tickets can also be purchased by calling:

1-888-9-AXS-TIX





## MEDIA RELATIONS STAFF / TRAVELING MEDIA

---



**ALISON BOGLI**

Director,  
Media Relations



**TA'NISHA COOPER**

Sr. Manager,  
Media Relations



**WILL PATTERSON**

Manager,  
Media Relations



**T.C. GREENE**

Coordinator,  
Media Relations



**NOAH CAMARENA**

Coordinator, Media  
Relations - *South Bay*



**MATT FLEER**

Assistant,  
Media Relations



**RYAN ANDERSEN**

MR Associate




**SHAYLA BAKER**

MR Associate



**KYLE BROWN**

MR Associate



**MATT HOLMES**

MR Associate

## TRAVELING MEDIA

---



**TANIA GANGULI**

Los Angeles Times



**KYLE GOON**

SC News Group



**DAVE MCMNAMIN**

ESPN



**BILL ORAM**

The Athletic



**MIKE TRUDELL**

Lakers.com



**BRODERICK TURNER**

Los Angeles Times



**OHM YOUNGMISUK**

ESPN.com

## TELEVISION AND RADIO AFFILIATES

### SPECTRUM

Spectrum Networks operates Spectrum SportsNet, a regional sports network that has an exclusive partnership with the Los Angeles Lakers, LA Galaxy, Los Angeles Sparks and the California Interscholastic Federation (CIF). Through their exclusive partnerships with the Lakers, LA Galaxy, Los Angeles Sparks and the California Interscholastic Federation (CIF), the award-winning 24/7, high-definition networks each deliver more than 180 live events per year, extensive team coverage and unprecedented behind-the-scenes access.

Lakers programming on Spectrum SportsNet includes "Access SportsNet: Lakers," featuring comprehensive pre- and post-game analysis as well as "#LakeShow," an interactive program driven by social media interaction and fan engagement. "Backstage: Lakers" is the network's signature series that gives fans unparalleled access to the team and chronicles the Lakers season from start to finish. The program provides viewers with an insider's perspective taking fans from the court, to the locker room and on the road with the team. All Lakers games on Spectrum SportsNet are called by veteran Lakers broadcasters Stu Lantz and Bill Macdonald, with Mike Trudell as the sideline reporter. Studio coverage is led by hosts Chris McGee and Allie Clifton. Lakers Hall of Famer James Worthy serves as lead analyst on Lakers game days and is joined throughout the season by analysts Robert Horry, Derek Fisher and Caron Buller. Mike Bresnahan is the network's Lakers Insider.

For more information about Spectrum SportsNet visit [spectrumsportsnet.com](http://spectrumsportsnet.com)

Follow SportsNet on social media: Facebook & Instagram - @SpectrumSportsNet and Twitter - @SpectrumSN

# SPECTRUM SPORTSNET

### RADIO

After kicking off its inaugural season with the team with an NBA Championship run, 710 AM ESPN LA Radio now enters year 10 as the official English flagship station for the Los Angeles Lakers. Each of the Lakers preseason, regular season and playoff games can be heard on the Lakers English radio network, with John Ireland and Mychal Thompson providing play-by-play and color commentary, respectively.

The Lakers' Spanish radio flagship for the 23rd straight season is 1330 AM ESPN Deportes. Fernando Gonzalez, "Pepe" Mantilla and Francisco Pinto deliver all the action of every game on 1330 AM and the Lakers' Spanish radio network. 1330 AM ESPN Deportes is also the flagship of the ESPN Deportes Spanish sports radio network.

**ESPN LA**  
**((710 AM))**

**1330 AM))**  
**ESPN**  
**DEPORTES**

#### RADIO AFFILIATES

^KSPN	710 AM	Los Angeles
KMET	1490 AM	Banning/Inland Empire
KSZL	1230 AM	Barstow
KFIG	940 AM	Fresno
KYVA	1230 AM	Gallup (NM)
KIKI	990 AM	Honolulu (HI)
KWWN	1100 AM	Las Vegas, NV
KKUU HD2	103.9 FM	Palm Springs
KLSD	1360 AM	San Diego
KXTK	1280 AM	San Luis Obispo
KMPS	910 AM	Hesperia
**KWKW	1330 AM	Los Angeles
*KWAC	1490 AM	Bakersfield
*KTMZ	1220 AM	Pomona
*KENO	1460 AM	Las Vegas

\* Spanish broadcasts; ^ Flagship station



The South Bay Lakers enter their 12th season in the NBA G League as one of the most successful franchises in league history.

In July 2006, the Los Angeles Lakers became the first NBA franchise to own its own NBA Development League team in the Los Angeles D-Fenders. Prior to the 2017-18 season, the D-Fenders became the South Bay Lakers, a move that was inspired by the prestigious brand of the Los Angeles Lakers while honoring the community that has hosted the minor league affiliate since 2006. South Bay plays its home games in the UCLA Health Training Center, the state-of-the-art headquarters for the NBA's Lakers and their G League affiliate. In the past, the team has played home games at STAPLES Center (2006-11) and the Toyota Sports Center (2011-17).



**PRIMARY LOGO**

Throughout the franchise's history, the South Bay Lakers have been at the forefront of the NBA's minor league movement. Overall, the team has established itself as a top producer of NBA-ready talent, totaling 29 NBA Call-Ups and developing 22 Lakers assignment players since the team's inaugural season in 2006-07.

The 2017-18 season built on this reputation of success as the team returned to the playoffs for the third season in a row, advancing to the Western Conference Finals. Head Coach Coby Karl won the team's first Coach of the Month award in November after guiding the team to an 8-1 start, the best in franchise history. South Bay also produced a pair of NBA Call-Ups in Andre Ingram and Travis Wear while two-way player Alex Caruso was selected to the All-NBA G League Second Team and finished second in the NBA G League Defensive Player of the Year voting.

A team with an emphasis on development, the South Bay Lakers have helped to develop current Lakers Josh Hart and Ivica Zubac, while current Lakers coaches Luke Walton, Mark Madsen, Clay Moser and Casey Owens have all served on the bench for the former D-Fenders.

A record 27 NBA G League teams will hit the court in 2018-19: the Agua Caliente Clippers of Ontario (LA Clippers), Austin Spurs (San Antonio), Canton Charge (Cleveland), Capital City Go-Go (Washington), Delaware Blue Coats (Philadelphia), Erie BayHawks (Atlanta), Fort Wayne Mad Ants (Indiana), Grand Rapids Drive (Detroit), Greensboro Swarm (Charlotte), Iowa Wolves (Minnesota), Lakeland Magic (Orlando), Long Island Nets (Brooklyn), Maine Red Claws (Boston), Memphis Hustle (Memphis), Northern Arizona Suns (Phoenix), Oklahoma City Blue (Oklahoma City), Raptors 905 (Toronto), Rio Grande Valley Vipers (Houston), Salt Lake City Stars (Utah), Santa Cruz Warriors (Golden State), Sioux Falls Skyforce (Miami), South Bay Lakers (L.A. Lakers), Stockton Kings (Sacramento), Texas Legends (Dallas), Westchester Knicks (New York), Windy City Bulls (Chicago) and the Wisconsin Herd (Milwaukee).



**SECONDARY LOGO**

**SOUTH BAY LAKERS**

UCLA Health Training Center  
2275 E. Mariposa Avenue  
El Segundo, CA 90245  
www.sblakers.com

President / CEO: Joey Buss  
General Manager: Nick Mazzella  
Manager, Business Administration: Brian Long

DATE	OPPONENT	TIME
<b>November</b>		
Sat. 3	Stockton	5:00 PM
Mon. 5	@ Stockton	7:00 PM
Fri. 9	@ Oklahoma City	5:00 PM
Mon. 12	Iowa	7:00 PM
Thu. 15	@ Salt Lake City	6:00 PM
Fri. 16	@ Santa Cruz	7:00 PM
Sun. 18	Salt Lake City	5:00 PM
Tue. 20	Agua Caliente	7:00 PM
Fri. 23	@ Sioux Falls	5:00 PM
Sat. 24	@ Sioux Falls	5:00 PM
Wed. 28	Texas	7:00 PM
<b>December</b>		
Sat. 1	@ Memphis	5:00 PM
Mon. 3	@ Windy City	5:00 PM
Wed. 5	@ Westchester	4:00 PM
Fri. 7	Santa Cruz	7:00 PM
Sat. 8	Erie	5:00 PM
Thu. 13	Capital City	7:00 PM
Sat. 15	Sioux Falls	5:00 PM
Thu. 27	Memphis	7:00 PM
Sat. 29	Northern Arizona	5:00 PM

DATE	OPPONENT	TIME
<b>January</b>		
Thu. 3	Oklahoma City	7:00 PM
Mon. 7	@ Rio Grande V.	5:00 PM
Sat. 12	Canton	5:00 PM
Tue. 15	@ Memphis	5:00 PM
Fri. 18	@ Austin	5:30 PM
Sat. 20	Rio Grande Valley	5:00 PM
Tue. 22	@ Agua Caliente	7:00 PM
Fri. 25	Iowa	7:00 PM
Sun. 27	@ Santa Cruz	5:00 PM
Mon. 28	Lakeland	7:00 PM
<b>February</b>		
Fri. 1	@ Iowa	5:00 PM
Sat. 2	@ Texas	5:30 PM
Fri. 8	Rio Grande Valley	7:00 PM
Sun. 10	@ Oklahoma City	12:00 PM
Wed. 13	@ Texas	5:00 PM
Wed. 20	@ Nor. Arizona	5:30 PM
Fri. 22	Austin	7:00 PM
Thu. 28	@ Stockton	7:00 PM

DATE	OPPONENT	TIME
<b>March</b>		
Sat. 2	Salt Lake City	5:00 PM
Tue. 5	Northern Arizona	7:00 PM
Thu. 7	Agua Caliente	7:00 PM
Sat. 9	@ Agua Caliente	7:00 PM
Mon. 11	@ Wisconsin	5:00 PM
Wed. 13	@ Grand Rapids	4:00 PM
Sat. 16	Austin	5:00 PM
Mon. 18	Santa Cruz	7:00 PM
Thu. 21	Stockton	7:00 PM
Sat. 23	@ Nor. Arizona	7:00 PM

\*all times pacific



HEALTH TRAINING SCIENCES

## BACKGROUND

On September 18, 2015, construction began on the new 120,000 square-foot facility that now serves as the home for the Los Angeles Lakers and the South Bay Lakers. The UCLA Health Training Center, located at 2275 E. Mariposa Avenue in El Segundo, serves as a training center and headquarters for both teams, as well as the various departments within both organizations.

Designed by Detroit-based sports and entertainment architect ROSSETTI in conjunction with the Los Angeles architectural office of Perkins + Will, the facility became the home of the Lakers organization in July 2017.

## AMENITIES

The 80,000 square-foot first floor includes a double court gymnasium with on-court smart board and video displays for strategic planning and playbacks; plyometric training areas; a weight and conditioning gym that opens to the court; a video theater/screening room directly adjacent to the player lounge; an indoor-outdoor lounge fully outfitted for video, sound and a myriad of digital connections; a barber shop; a player kitchen and training table, in addition to an adjacent commercial kitchen directed by a nutritionist; a player quiet room outfitted with blue light spectrum lighting; a state-of-the-art training room with multiple whirlpools, two plunge pools, a resistance pool and cryogenics chamber; a separate training area for the South Bay Lakers and all the necessary accessory spaces to support a high level training, recovery and rest program.

## PHILOSOPHY

The building is conceived to work in conjunction with the Lakers' branding strategy, its form and imagery designed to seamlessly communicate the identity, history, philosophy, goals and ambitions of the team. The building is designed for players, staff, guests and sponsors to feel the excitement of being within the team's inner sanctum, starting with their entry to the grounds and continuing throughout. The layout integrates the Lakers business and basketball sides, facilitating a synergistic relationship across all aspects of the organization. The goal is to serve as a showcase for player/coach recruitment and for promotions involving corporate sponsors and strategic partnerships.

# 120,000

TOTAL SQUARE FEET

# 80,000

SQUARE-FOOT FIRST FLOOR

Meant to serve as a hub for the modern NBA athlete, including all the necessary spaces to support a high-level training, recovery and rest program

# 22,836

SQUARE-FOOT OF TWO COURTS

Dual court gymnasium with on-court smart board and video displays for strategic planning

# 750

ARENA SEATING CAPACITY

Expandable and collapsible seating for use during South Bay Lakers home games or other miscellaneous events throughout



## 2018-19 LAKER GIRLS

Entering their 40th season and long considered the premier dance squad of the NBA, the Los Angeles Laker Girls have undoubtedly earned a place in team history right alongside the greats who have worn a Lakers uniform.

Impressed with the collegiate look and spirit that existed at USC and UCLA in the late 1970's and seeking to bring that same atmosphere to Lakers home games, then-new owner Dr. Jerry Buss brought together former songleaders from both universities to form the original Laker Girls in 1979.

After becoming known almost immediately for their unique and innovative dance routines, routines which actually helped spawn trends in music videos, it wasn't long before the Laker Girls were the glamour dance group of the NBA and a household name nationwide. What had first begun as an experiment ultimately resulted in a trend-setting tradition.

Over the years, the Laker Girls have evolved into an even more professional dance squad while maintaining that same collegiate spirit that brought about their positive reputation.




The 2018-19 squad consists of 22 talented, intelligent and energetic young ladies chosen from over 200 candidates. With each position considered a part-time job, each member of the Laker Girls is also involved in academic pursuits, theatrical/dance careers, or non-entertainment careers.

Beyond dancing at Lakers home games, the Laker Girls have become ambassadors for the organization and NBA worldwide. While active in the local community with various personal appearances throughout the season at many non-profit and charitable functions, Laker Girls have also been chosen to represent the NBA globally on the continents of Asia, Europe and

Australia. In addition, Laker Girls have also been afforded the opportunity to support and visit our military troops in places abroad such as Italy, Bosnia, Korea, Japan, Israel and Sarajevo.

Whether it is a community appearance, a clinic on foreign soil, a television show cameo or a game-night dance routine, the Laker Girls' positive image is an integral part of the Los Angeles Lakers. While other NBA teams have followed suit and created dance or performance squads of their own, the Laker Girls still remain the standard by which all other teams are measured.





**AUBREY ARES**

Chandler, AZ  
3rd Year



**MAKAYLA ASPLESLET**

Orlando, FL  
3rd Year



**CHANDLER BOYD**

San Juan Capistrano, CA  
2nd Year



**TATIANA CORONA**

Rowland Heights, CA  
2nd Year



**TIEGE DOOLEY-PANKO**

Chicago, IL  
4th Year



**KELLY EUSTIS**

Simsbury, CT  
1st Year



**JOYE FORREST**

St. Louis, MO  
1st Year



**SHYNNA HARPER**

Ventura, CA  
1st Year



**ROXY HASERJIAN**

Santa Clarita, CA  
2nd Year



**JASMINE HAYTER**

Atlanta, GA  
1st Year



**CAMERYN HERNANDEZ**

Upland, CA  
2nd Year



**SARAH JANDRA**

Torrance, CA  
1st Year



**JENNIFER JOHNSTON**

Yorba Linda, CA  
2nd Year



**ALLEY KERR**

Oak Park, CA  
1st Year



**KIANNA LEE**

Huntington Beach, CA  
1st Year



**NIKI LONG**

Newport Beach, CA  
1st Year



**RAQUEL LOPEZ**

Brea, CA  
3rd Year



**SYDNEY MCPHERSON**

Neptune, NJ  
3rd Year



**MIKAYLA PARKE**

Newbury Park, CA  
4th Year



**KYRA RUIZ**

San Diego, CA  
2nd Year



**MARISSAH SIMONINI**

Santa Rosa, CA  
3rd Year



**MADISON SNYDER**

Gilbert, AZ  
1st Year



**CONTACT**

For information concerning Laker Girl appearances,  
please visit [Lakers.com](http://Lakers.com)



**JESSICA ELLIOTT**

Manager

# STAPLES CENTER KEY INFORMATION

## SEATING

18,997 for Los Angeles Lakers  
19,060 for Los Angeles Clippers  
18,230 for Los Angeles Kings  
12,947 for Los Angeles Sparks  
20,000 for Concerts and Boxing  
154 Private Suites, 16 Event Suites (available on event-by-event basis)  
18 Premier Lounges and 7 Premier Tables (in the San Manuel Club)  
2,589 Premier Seats (referred to as Club Seats in other venues)

## ATTENDANCE & EVENT FACTS

Hosted over 4,500 events since 10/17/99, 63 million+ fan attendance

## BUILDING

10-acre site: nearly one million square ft. internal space: length - 764 ft. by 400 ft.; height - 150 ft. to 110 ft.; \$407 million cost, privately financed

## KEY DATES

Staples Inc. becomes "Naming Rights Partner" (12/1/97)  
Groundbreaking (3/26/98)  
First Public Event - Bruce Springsteen and the E Street Band (10/17/99)  
First Regular Season Lakers Game: vs. Vancouver Grizzlies (11/3/99)  
Lakers win 2000 NBA Championship in Game 6 vs. Indiana (6/19/00)  
Lakers win 2010 NBA Championship in Game 7 vs. Boston (6/17/10)

## CONVERSIONS & DOUBLE HEADERS

Hockey-Basketball: 1 hour, 50 minutes / Basketball-Basketball: 1 hour  
*Completed more than 200 doubleheaders in 18 seasons*

## PROJECT

Owner/Developer - AEG and L.A. Arena Company  
General Contractor - PCL Construction  
Architect - NBBJ Sports and Entertainment

## STAPLES CENTER MEDIA CONTACTS

Michael Roth - Vice President of Communications  
(213) 742-7155 or [mroth@staplescenter.com](mailto:mroth@staplescenter.com)  
Cara Vanderhook - Vice President, Marketing and Communications  
(213) 742-7273 or [cvanderhook@staplescenter.com](mailto:cvanderhook@staplescenter.com)

## GAME NIGHT

**PRIMARY MEDIA ENTRANCE:** Private entrance adjacent to 11th Street Entrance (between Figueroa and Georgia Streets), "Ralph Lawler Media and Team Member Entrance."

**MEDIA WILL CALL:** Ralph Lawler Media Entrance on Main Concourse.

**PRESS ROOM:** Stairway from Primary Media Entrance leads directly to Chick Hearn Press Room on Event Level.

**MEDIA WORK ROOM:** Connected to Press Room on Event Level.

**PRESS BOX:** The Bob Miller Press Box is above the Upper Concourse on the west side of STAPLES Center. Accessible via stairway on Upper Concourse and by elevators located across from the press room on Event Level.

**LOCKER / DRESSING ROOMS:** Event Level, east side of arena.

**GENERAL WILL CALL:** Located at Box Office near Star Plaza Entrance, off Chick Hearn Court/11th Street.

**PARKING & TRAFFIC INFORMATION:** (213) 742-7275

## STAPLES CENTER ONLINE

Web Site [www.staplescenter.com](http://www.staplescenter.com)  
Twitter @STAPLESCenter  
Facebook [facebook.com/staplescenter](http://facebook.com/staplescenter)  
Instagram & Snapchat @STAPLESCenterLA  
Mobile App available to download from iTunes & Droid Market

## TRANSPORTATION PHONE NUMBERS

Yellow Cab (800) 272-8294  
Checker Cab (800) 300-5007  
Bell Cab (800) 666-6664  
L.A. Taxi (213) 627-7000  
Metro Rail and Metro Busses (800) COMMUTE  
LADOT/DASH/Commuter Exp. 213-808-2273

## STAPLES CENTER PHONE NUMBERS

Parking Office (213) 742-PARK (742-7275)  
Guest Services/Guests w/ Disabilities (213) 742-7FAN (742-7326)  
Hearing Impaired (TTY/TDD) (213) 742-7889

## DIRECTORY

Guest Services Center	Main Concourse/Aisle 12 Upper Concourse/Aisle 6 Main Concourse/Aisle 12 and Aisle 4 Suite Level A/Across from PR 16 Upper Concourse/Aisle 19 Star Plaza (outside of arena) Main Concourse/Aisle 19 Star Plaza (outside of arena)
Wells Fargo ATMs	Main Concourse/Aisle 4 Upper Concourse/Aisle 21 Guest Svc.: Main Concourse/Aisle 12 Main Concourse/Aisle 22 Main Concourse/Aisles 1 & 13 Upper Concourse/Aisles 2 & 18 Suite Level A Upper Concourse/Section 301 Main Concourse/Section 109 Main Concourse/Section 117 Upper Concourse/Section 334 Main Concourse/Section 104 Upper Concourse/Section 301 Upper Concourse/Section 302 & 317 Main Concourse/Section 102 & 112 Main Concourse/Section 115 Main Concourse/Section 106 Upper Concourse/Section 318 Main Concourse/Section 109 Main Concourse/Section 101 Main Concourse/Section 119 Main Concourse/Section 108 Main Concourse/Section 116 Main Concourse/Section 119 Main Concourse/Section 114 Upper Concourse/Section 334 Main Concourse/Section 104 Upper Concourse/Section 325 Main Concourse/Section 113 & 118 Main Concourse/Section 103 & 113 Upper Concourse/Section 316
Box Office	
First Aid	
Lost & Found	
TEAM LA	
Merchandise Kiosks & Stands	
All In	Upper Concourse/Section 301
Blaze Pizza	Main Concourse/Section 109
BS Taqueria	Main Concourse/Section 117
Coca-Cola Area	Upper Concourse/Section 334
Cooler by Budweiser	Main Concourse/Section 104
Cocktails (Bar)	Upper Concourse/Section 301
Dave's Doghouse	Upper Concourse/Section 302 & 317
Deli & Dash	Main Concourse/Section 102 & 112
Eats	Main Concourse/Section 115
11th Street Bar & Lounge	Main Concourse/Section 106
Figueroa Bar	Upper Concourse/Section 318
Golden Road Brew House	Main Concourse/Section 109
Goose Island Pub	Main Concourse/Section 101
Impact Sports Bar & Grill	Main Concourse/Section 119
Ludo Bird	Main Concourse/Section 116
McDonald's	Main Concourse/Section 119
Outtakes - AFC Sushi	Main Concourse/Section 114
Smokehouse BBQ	Upper Concourse/Section 334
Tap Haus	Main Concourse/Section 104
Wetzel's Pretzels	Upper Concourse/Section 325 Main Concourse/Section 113 & 118 Main Concourse/Section 103 & 113 Upper Concourse/Section 316

## SUITE LEVEL A

Bus Stop Lounge, Cooke's Corner Lounge, Lexus Club, San Manuel Club, Skyline Grill, Spotlight Grill, Team LA Merchandise Kiosk, Easy Center, Wells Fargo Conference Center (meeting rooms A, B & C)

## SUITE LEVEL B / SUITE LEVEL C

The Centurion Suite by American Express / Hyde Lounge

## LA LIVE RESTAURANTS

Boca	(213) 749-0445
Conga Room	(213) 749-0445
Fleming's Prime Steakhouse	(213) 745-9911
Glance Restaurant	(213) 765-8630
Katsuya	(213) 747-9797
Lawry's Carvery	(213) 222-2212
Live Basil Pizza	(213) 746-5483
Lucky Strike Lanes	(213) 542-4880
Nest at WP24	(213) 743-8824
Red Mango	(213) 746-2646
Rock 'N Fish	(213) 748-4020
Rosa Mexicano	(213) 746-0001
Smashburger	(213) 631-3355
Starbucks	(213) 748-1009
Tom's Urban	(213) 746-8667
Triple 8 China Bar & Grill	(213) 747-3700
Wolfgang Puck Bar & Grill	(213) 748-9700
WP24 at The Ritz-Carlton	(213) 743-8800
Yard House	(213) 745-9273





STAPLES Center is beginning its 19th year and has undoubtedly developed an unrivaled reputation for excellence having established itself as the Sports and Entertainment Center of the World. Beginning with Bruce Springsteen and the E Street Band's opening night concert on October 17, 1999, more than 50 million guests have come to the AEG-owned and operated STAPLES Center to attend a schedule of prestigious concerts, sporting events, award shows, family shows and other major attractions unmatched by any arena. As the home of four professional sports franchises, the NBA's Los Angeles Lakers and Los Angeles Clippers, the NHL's Los Angeles Kings, and the WNBA's Los Angeles Sparks, STAPLES Center has proven to be a home court advantage for the local teams with the Lakers capturing five NBA Championships and the Kings winning two Stanley Cup titles since 1999, while the Sparks captured back-to-back WNBA Championships in their first two STAPLES Center campaigns and brought home their third WNBA Championship in June 2016.



**STAPLES Center**  
1111 South Figueroa St.  
Los Angeles, CA 90015

STAPLES Center continues to distinguish itself as the host of major, high-profile events of national and international distinction including the 2004, 2011 & 2018 NBA All-Star Weekends, the 2002 & 2017 NHL All-Star Games and 2010 NHL Draft, 2002 U.S. Figure Skating Championships, the 2000 Democratic National Convention, 2009 ISU World Figure Skating Championships, 17 of the last 19 GRAMMY Award shows, 11 X Games competitions, four WTA Tour Championships, 12 Pac 12 Men's Basketball Championship tournaments, 2013 & 2018 NCAA Division I Men's Basketball Championship West Regional and the Michael Jackson Public Memorial Service on July 7, 2009.

STAPLES Center's first 19 years have also been marked with performances and special events that brought international stature to Los Angeles' sports & entertainment legends including concerts starring Taylor Swift, Adele, Mana, Prince, U2, Garth Brooks, Beyoncé, Usher, Paul McCartney, Don Henley, Bon Jovi, Madonna, Christina Aguilera, Justin Timberlake, Phil Collins, The Rolling Stones, Dave Matthews, Britney Spears, Rod Stewart, Eric Clapton, Janet Jackson, Jay-Z, Simon & Garfunkel, Van Halen, Dixie Chicks, John Mayer, Shania Twain, Peter Dinklage, Ricky Martin, Tina Turner, Kanye West, Luis Miguel, Billy Joel, Lionel Richie, Reba McEntire, Crosby, Stills, Nash & Young, Faith Hill & Tim McGraw, Kenny Chesney, Rod Stewart, Tool, Shakira, Depeche Mode, Cher, Bette Midler, Lady Gaga, Keith Urban, Mariah Carey, Eurythmics, Googosh, The Police, Bob Seger, Larry Anselmi, Katy Perry, Marco Antonio Solis, and a Millennium New Year's Eve spectacular starring the Eagles,

Jackson Browne and Linda Ronstadt; world championship boxing including Lennox Lewis vs. Vitali Klitschko for the World Heavyweight Championship and the first-ever Latin Grammy Awards. In addition, the arena has hosted multiple sold-out WWE dates, UFC events, over 25 nights of boxing, Disney on Ice, Walking with Dinosaurs and the Harlem Globetrotters.

STAPLES Center's charitable activities are a part of the AEG 1Community where our business is interwoven with the human mind and heart. AEG 1Community seeks to reach beyond the traditional boundaries of business to support the communities where the organization operates. AEG believes that corporate philanthropy and community engagement play a critical role in helping communities thrive and STAPLES Center strives to be civic leaders by working to improve the economic and social well-being of local communities where the company operates. Over the last 10 years, company-affiliated foundations and programs have contributed over \$120 million in direct financial and in-kind support of charitable, community and civic programs that focus on children and youth in the areas of education, the arts and health and wellness. During this time, STAPLES Center's philanthropic reach has impacted local organizations such as 10th Street Elementary, Inner City Arts, Salvation Army Red Shield Youth & Community Center, The Midnight Mission, and several local hospitals. Anchor tenants including the LA Kings, Los Angeles Lakers, Los Angeles Clippers and Los Angeles Sparks are known for assisting in and creating once in a lifetime fundraising opportunities and experiences for numerous local non-profit partners and community members.

STAPLES Center and L.A. LIVE serve as the hub for community engagement during the holiday season and support employee volunteerism activities such as a company-wide Day of Service. Through a partnership with City Year, employees volunteer to refurbish local public schools by providing supplies, painting, cleaning and gardening services. During AEG's Season of Giving, held throughout the month of December, the foundation spotlights more than two dozen local charities and community-based organizations and provides non-profits a platform to collect food, hold blood drives, register volunteers, educate the public and sign up mentors.

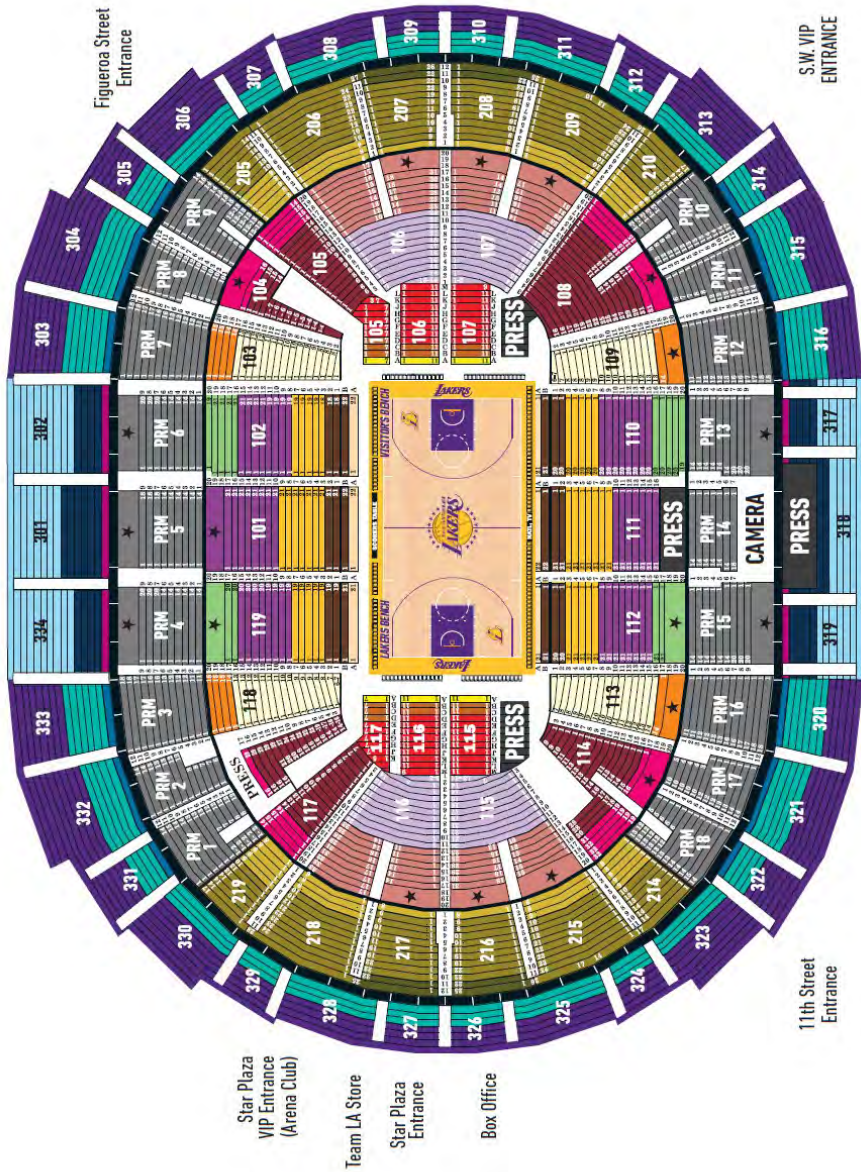
STAPLES Center has been designed with the fans of Los Angeles in mind. Guests who attend events are treated to the finest entertainment experience imaginable. The arena has free public Wi-Fi, over 840 Toshiba flat panel televisions and (as part of a specially designed \$1.5 million facility-wide sound system) and 675 separate speakers outside of the seating area, so fans never miss any of the sights or sounds of a STAPLES Center event. Also featured is a \$2 million specialty lighting package and other state-of-the-art amenities. In 2010, STAPLES Center unveiled its new \$10 million center-hung video LIVE 4HD Scoreboard specially designed for the arena.

Along STAPLES Center's five concourses are 23 refreshment stands offering a variety of dining choices including the Smokehouse BBQ on City View Terrace, a one-of-a-kind outdoor dining experience with a spectacular view of L.A. LIVE and the downtown Los Angeles skyline. The TEAM LA store located on the main concourse is a retail store featuring official merchandise from the teams and events that call STAPLES Center home with satellite locations throughout the facility and L.A. LIVE. Finally, the arena provides 55 public restrooms including three family restrooms.

Perhaps the greatest emphasis throughout STAPLES Center's development has been the recruitment and training of its guest services and security staff. The STAPLES Center experience is second-to-none from the entertainment environment to the staff's commitment to making every guest's visit a memorable one. Never before has an arena had the amenities, features and commitment to quality service that STAPLES Center offers to the fans and the City of Los Angeles. STAPLES Center continues to set new standards for the arena industry. Located directly across the street from STAPLES Center is L.A. LIVE, a one-of-a-kind sports and entertainment district in downtown Los Angeles. The four million square foot destination features Microsoft Theater, The GRAMMY Museum, Conga Room and The Novo by Microsoft, giving L.A. LIVE 'more music per square foot' than any other location in the world. The district offers a rich mix of local, regional and national restaurants including Wolfgang Puck Bar and Grill, Rosa Mexicano, Yard House, Katsuya, Fleming's Prime Steakhouse & Wine Bar, Rock 'N Fish, Lawry's Carvery, Live Basil Pizza, Tom's Urban, Smashburger, Red Mango, Triple 8 China Bar & Grill, Starbucks, BOCA at the Conga Room, WP24 and others. L.A. LIVE also features 100,000 square feet of special event and hospitality space and the famous Lucky Strike Lanes and Lounge. The development also includes a 54-story, 1,001-room convention "headquarters" hotel (combining JW Marriott and The Ritz-Carlton brands and 224 luxury condominiums - The Ritz Carlton Residences at L.A. LIVE), the 14-screen Regal L.A. LIVE: A Barco Innovation Center theater featuring the RealD Premiere Cinema, along with ESPN's West Coast broadcast headquarters. Also home to annual award shows including the American Music Awards, EMMYS, ESPYS and BET Awards, L.A. LIVE is recognized worldwide for offering an incomparable and unforgettable entertainment experience.

# 2018-19 SEATING CHART

FOR COMPLETE LAKERS TICKETING INFORMATION, INCLUDING PRICES, GO TO:  
[LAKERS.COM/TICKETS](http://LAKERS.COM/TICKETS)



# ESPN LA

((710 AM))

THE MORNING SHOW

KEYSHAWN,  
LZ & TRAVIS

6 - 10 AM



STEPHEN  
SMITH  
SHOW

10 AM - 12 PM

MASON  
AND  
IRELAND

12 PM - 3:30 PM

THE  
SEDANO  
SHOW



3:30 PM - 7 PM



# LOS ANGELES LAKERS 2018-19 SCHEDULE

For Lakers Info and Season Seats call (310) 426-6031  
All home games played at STAPLES Center

All times Pacific Standard/Daylight Time.

HOME  AWAY

OCTOBER/NOVEMBER 2018						
SUN	MON	TUE	WED	THU	FRI	SAT
14	15	16	17	7:30 PM @POR	18	7:30 PM HOU
21	7:30 PM SAS	22	7:00 PM @PHX	7:30 PM DEN	25	5:30 PM @SAS
28	5:00 PM @MIN	29	7:30 PM DAL	30	7:00 PM @POR	31
4	6:30 PM TOR	5	7:30 PM MIN	6	7:00 PM @SAC	7
11	6:30 PM ATL	12	7:30 PM POR	13	4:00 PM @ORL	14
18	3:00 PM @MIA	19	5:00 PM @CLE	20	7:30 PM UTA	21
25	12:30 PM ORL	26	6:00 PM @DEN	27	7:30 PM IND	28
					7:30 PM DAL	30

DECEMBER 2018						
SUN	MON	TUE	WED	THU	FRI	SAT
						1
2	12:30 PM PHX	3	7:30 PM SAS	4	5:30 PM @SAS	5:00 PM @MEM
9	7:30 PM MIA	10	5:00 PM @HOU	11	4:00 PM @CHA	12
16	3:00 PM @WAS	17	4:30 PM @BKN	18	7:30 PM NOP	19
23	6:30 PM MEM	24	5:00 PM @GSW	25	7:00 PM @SAC	7:30 PM LAC
30	6:30 PM SAC	31				

JANUARY 2019						
SUN	MON	TUE	WED	THU	FRI	SAT
		1	7:30 PM OKC	2	7:30 PM NYK	3
12:30 PM @MIN	5:30 PM @DAL	6	7:30 PM DET	7	7:00 PM @UTA	8
6:30 PM CLE	7:30 PM CHI	9	6:30 PM @OKC	10	5:30 PM @HOU	11
20	7:30 PM GSW	21	7:30 PM MIN	22	7:30 PM @LAC	23
27	6:30 PM PHX	28	7:30 PM PHI	29		30

FEBRUARY 2019						
SUN	MON	TUE	WED	THU	FRI	SAT
					1	5:30 PM @GSW
3	4	4:00 PM @IND	5	5:00 PM @BOS	6	7
10	12:30 PM @PHI	11	4:30 PM @ATL	12	13	14
17	18	19	20	7:30 PM HOU	21	4:00 PM @NOP
24	5:00 PM @MEM	25	26	7:30 PM NOP	27	28

MARCH 2019						
SUN	MON	TUE	WED	THU	FRI	SAT
					7:30 PM MIL	6:00 PM @PHX
3	7:30 PM LAC	4	7:30 PM DEN	5	5:30 PM BOS	6
10		11	5:00 PM @CHI	12	5:00 PM @TOR	4:00 PM @DET
17	9:00 AM @NYK	18	5:00 PM @MIL	19	7:30 PM BKN	20
24	6:30 PM SAC	25	7:30 PM WAS	26	7:30 PM @UTA	27
31	3:00 PM @NOP	28	7:30 PM CHA	29		30

APRIL 2019						
SUN	MON	TUE	WED	THU	FRI	SAT
		5:00 PM @OKC	3	7:30 PM GSW	7:30 PM @LAC	
7	6:30 PM UTA	8	7:30 PM POR	9	10	11

## RADIO AND TELEVISION

**RADIO:** All home & away games are on ESPNLA 710AM

Radio broadcasts start 15 minutes earlier than times shown.

**TV:** All home and away games are on Spectrum SportsNet except where noted as ESPN, TNT or ABC at times indicated.