




2 0 1 9



2
0
2
0



ERS LOS ANGELES LAKERS LAKERS LOS ANGELES LAKERS



2019-20

MEDIA GUIDE



**NEVER MISS A
MOMENT**

**SPECTRUM
SPORTSNET**



LOS ANGELES LAKERS

2019-20 Media Guide

Written, Edited and Produced by: Will Patterson, T.C. Greene and Noah Camarena

Editorial Assistance: Alison Bogli and Ta'Nisha Cooper

Creative Design: J Alexander Diaz, Anna Lupean and Lakers Marketing

Photography: Andrew Bernstein, NBA Photos and Lakers Marketing

Research Assistance: Chris Thorn and Elias Sports Bureau

All NBA and team insignia depicted in this publication are the property of NBA Properties, Inc. and the respective teams of the NBA and may not be reproduced for commercial purposes without the prior written consent of NBA Properties, Inc. The information contained in this publication was compiled by the Los Angeles Lakers and is provided as a courtesy to our fans and the press and may be used only for personal or editorial purposes. Any commercial use of this information is prohibited without the prior written consent of the Los Angeles Lakers.

© 2019 Los Angeles Lakers

TABLE OF CONTENTS

LAKERS STAFF

Team Directory	4-6
Jeanie Buss	7
Rob Pelinka	8
Tim Harris	9
Joseph McCormack	9
Dan Grigsby	10
Joey Buss	10
Jesse Buss	11
Kurt Rambis	11
Elaine Shen	12
Nick Mazzella	12
Basketball Operations Staff	13
Scouting Staff	13
Frank Vogel	14
Coaching Staff	15-17
Bill Bertka	18
Dr. Judy Seto	19
Gunnar Peterson	19
Nina Hsieh	19
Training Staff	20
Strength & Conditioning Staff	20
Player Development Staff	20
Nutrition Staff	20
Equipment Staff	20
Team Broadcasters	21-24

THE PLAYERS

Kostas Antetokounmpo	26-27
Avery Bradley	28-30
Devontae Cacok	31-32
Kentavious Caldwell-Pope	33-35
Jordan Caroline	36-37
Alex Caruso	38-39
Quinn Cook	40-42
DeMarcus Cousins	43-46
Troy Daniels	47-49
Anthony Davis	50-53
Jared Dudley	54-57
Danny Green	58-61
Talen Horton-Tucker	62-63
Dwight Howard	64-69
Demetrius Jackson	70-71
LeBron James	72-79
Kyle Kuzma	80-81
JaVale McGee	82-84
Zach Norvell Jr.	85-86
Rajon Rondo	87-91
2019-20 Training Camp Roster	92

THE NBA

NBA Directory	94
NBA G League Directory	95
NBA Key Dates	96
NBA Officials Roster	96
2019-19 Final Standings	97
2018-19 NBA Team Statistics	98-99
2018-19 Highs / Lows	100
2018-19 NBA Attendance	100
2018-19 NBA Leaders	101
2019 NBA Draft	102
NBA Champions By Year	103
NBA Award Winners	104-105
NBA All-Time Single-Game Bests	106

2018-19 YEAR IN REVIEW

Lakers Overall Season Statistics	108
Lakers Transactions	108
Lakers Home / Road Statistics	109
2018-19 Lakers Key Dates	110
Lakers Statistical Breakdown	111
Lakers Game-By-Game	112
Lakers Miscellaneous Statistics	113-114
Lakers Highs / Lows	114

RECORDS & HISTORY

Season-by-Season Record	116
Championship / Coaching Summary	117
Lakers Honor Roll	118
Individual Regular Season Records	121
Team Regular Season Records	123
All-Time Single-Game Highs	127
All-Time Triple-Doubles	130
Four-Point Plays	131
Margin of Victory / Defeat	131
Winning / Losing Streaks	132
Season-by-Season Leaders	133
Lakers NBA Team Leaders	135
All-Time Record by Month / Ranking	136
Lakers Ranked in NBA Top 10 by Season	137
Home Attendance Records	138
All-Time Overtime Record	139
Offensive Statistics by Season	142
Defensive Statistics by Season	143
All-Time Numerical Roster	144-145
All-Time Collegiate Roster	146-148
All-Time Lakers with G League Experience	148
All-Time Career Leaders	149
Lakers Retired Numbers	150-152
Honored Minneapolis Lakers	152-153
Year-by-Year Results, Statistics & Rosters	154-224
All-Time Lakers Draft Choices	225-227
All-Time Transactions	228-235
Management History	236-238
All-Time Roster with Statistics	239-294

PLAYOFF RECORDS

Year-by-Year Results	296
All-Time Playoff W/L Records	297
Margin of Victory/Defeat	297
Head-to-Head Results vs. Opponents	297
Lakers Playoff Career Leaders	298
All-Time Single-Game Highs	299
Individual Playoff Records (Lakers)	300
All-Time Playoff Highs / Lows (Lakers)	301
Individual Playoff Records (Opponent)	302
All-Time Playoff Highs / Lows (Opponent)	303
Lakers All-Time Playoff Triple-Doubles	304
All-Time Playoff Scores	305-312

THE OPPONENTS

Atlanta	314	Milwaukee	329
Boston	315	Minnesota	330
Brooklyn	316	New Orleans	331
Charlotte	317	New York	332
Chicago	318	Oklahoma City	333
Cleveland	319	Orlando	334
Dallas	320	Philadelphia	335
Denver	321	Phoenix	336
Detroit	322	Portland	337
Golden State	323	Sacramento	338
Houston	324	San Antonio	339
Indiana	325	Toronto	340
L.A. Clippers	326	Utah	341
Memphis	327	Washington	342
Miami	328		

IN THE COMMUNITY

NBA Cares	344
Community Initiatives	345-348

MEDIA & GENERAL INFORMATION

Media Guidelines & Policies	350
Media Relations Staff	351
Traveling Media	351
Television & Radio Affiliates	352
UCLA Health Training Center	353
South Bay Lakers	354
Lakers Gaming	355
Laker Girls	356-357
STAPLES Center	358-359
2019-20 Tickets & Seating	360





LAKERS STAFF

4	Team Directory
7	Jeanie Buss
8	Rob Pelinka
9	Tim Harris
9	Joseph McCormack
10	Dan Grigsby
10	Joey Buss
11	Jesse Buss
11	Kurt Rambis
12	Elaine Shen
12	Nick Mazzella
13	Basketball Operations
13	Scouting Staff
14	Frank Vogel
15	Coaching Staff
18	Bill Bertka
19	Dr. Judy Seto
19	Gunnar Peterson
19	Nina Hsieh
20	Training Staff
20	Strength & Conditioning Staff
20	Player Development Staff
20	Nutrition Staff
20	Equipment Staff
21	Broadcasters



TEAM DIRECTORY

OWNERSHIP

Buss Family Trusts
Philip F. Anschutz
Edward P. Roski Jr.
Dr. Patrick Soon-Shiong
Dan Beckerman

Majority Owner
Co-Owner
Co-Owner
Co-Owner
Director

EXECUTIVE

Jeanie Buss
Tim Harris
Joseph McCormack
James L. Perzik
Daniel M. Grigsby

Governor
President of Business Operations, Chief Operating Officer
Senior VP, Finance & Chief Financial Officer
Senior Vice President, Legal Affairs
Chief Legal Officer & General Counsel

BASKETBALL OPERATIONS

Rob Pelinka
Joey Buss
Jesse Buss
Kurt Rambis
Bill Bertka
Elaine Shen
Nick Mazzella
Randy Mims
Garrett Partman
Philip Chang
Diana Ma
Harry Heffernan
Sam Usher
Josh Ingram
Shane Jenkins
Desiree LeSassier
Marshall Rader
Andrew Henk
Brian Cuatt
Brady Stuart
Ed Kelley
Clare Summers
Nicholas Lagios

General Manager
Vice President, Research & Development
Assistant GM / Director, Scouting
Senior Basketball Advisor
Special Assistant to GM/Basketball Consultant
Chief of Staff
Senior Director, Pro Personnel; General Manager - South Bay Lakers
Executive Administrator, Player Program/Logistics
Executive Administrator, Player Program/Logistics
Senior Manager, Basketball Analytics
Data Scientist
Basketball Analyst & Developer
Manager, Basketball Logistics/Executive Assistant to GM
Manager, Travel Operations
Manager, Player Services
Manager, Player Services
Manager, Salary Cap Strategy
Head Equipment Manager
Assistant Equipment Manager
Assistant Equipment Manager
Assistant to Management
Executive Assistant to Head Coach
Director, Bball Ops - South Bay Lakers; Bball Development Coord. - LAL

COACHING

Frank Vogel
Jason Kidd
Lionel Hollins
Philip Handy
Miles Simon
Mike Penberthy
Quinton Crawford
Dru Anthonp
Jon Pastorek
Greg St. Jean
Coby Karl
Brian Walsh
Dane Johnson
Sean Nolen
Ernest Scott
Anthony Beaumont

Head Coach
Assistant Coach
Assistant Coach
Assistant Coach
Assistant Coach
Assistant Coach
Assistant Coach
Head Video Coordinator/Player Development Coach
Assistant Video Coordinator/Player Development Coach
Player Development Coach/Advance Scout
Head Coach - South Bay Lakers
Assistant Coach, South Bay Lakers
Assistant Coach, South Bay Lakers
Assistant Coach, South Bay Lakers
Assistant Coach, South Bay Lakers
Video Coordinator - South Bay Lakers

SCOUTING

Irving Thomas
Sean Buss
Luca Desta
Elan Vinokurov
Antonio Maceiras
Can Pelister
Moses Zapata

Head Scout
Scout
Scout
Scout
International Scout
International Scout
Coordinator, Scout Support and Strategy



TRAINING, STRENGTH & CONDITIONING, NUTRITION & WELLNESS

Judy Seto	Director, Sports Performance
Nina Hsieh	Head Athletic Trainer
Jon Ishop	Assistant Athletic Trainer & Athletic Performance Liaison
Mike Mancias	Athletic Trainer & Athletic Performance Liaison
Octavio Marquez Montoya	Assistant Athletic Trainer
Stacey Robinson	Massage Therapist
Gunnar Peterson	Director, Strength & Endurance Training/Head Strength Conditioning Coach
Chattin Hill	Associate Head Strength & Conditioning Coach
Ed Streit	Assistant Strength & Conditioning Coach
Sandra Padilla	Team Chef
Aracely Padilla	Sous Chef
N'Tasha Delgado	Sous Chef
Jemille Cruz	Sous Chef
Misha Cavaye	Strength & Cond. Coach, Massage Therapist, Equip. Manager - South Bay Lakers

ACCOUNTING

AJ Harris	Controller
Susan Matson	Director, Cost Analysis
Diane Rogers	Director, Compensation
Alex Obnial	Manager, Accounting & Financial Reporting
Teri Kanamori	Senior Staff Accountant
Grace M Mora	Senior Financial Analyst
Patricia Valenzuela	Accounts Payable Clerk
Annie Everett	Cash Clerk
Michael Bui	Staff Accountant
Cody Mau	Staff Accountant
Lindsey Pufall	Payroll Administrator/Accountant
Julie Budds	Director, Trust Administration
Sidney Ling	Bookkeeper

ADMINISTRATION

Johnny H. Buss	JBT Sports Advisory
James H. Buss	JBT Sports Advisory
Francis R. Mariani	Director, Corporate
Samantha Stewart	Vice President, Human Resources
Jaime LaBelle	Manager, Human Resources
Christian Young	Coordinator, Human Resources
Teresa Sholl	Director Legal & Corporate Admin; Risk Manager
D.J. Dikitanan	Manager, Business Administration - South Bay Lakers
Octavia Ellison	Executive Assistant
Chianti Phillips	Executive Assistant to President of Business Operations and COO
Raquel Conde	Executive Assistant, Finance
Noemi Colon	Executive Assistant, Legal Department

BUSINESS ANALYTICS

Christina Khosravi	Director, Business Analytics & Strategy
Justin Foote	Manager, CRM & Data Strategy
Denise Cruz	Digital Analyst
Jack Nicastro	Business Analyst

COMMUNITY RELATIONS & SPECIAL PROJECTS

Janie Buss	Director of Special Events
Linda Rambis	Executive Director, Special Projects
Kiesha Nix	Executive Director, Lakers Youth Foundation
Mathew Makovec	Director, Community Relations & NBA2K Player Operations
Kara Rooney	Senior Manager, Community Relations
Alison Darnell	Senior Coordinator, Community Relations
Kiley Sensi	Coordinator, Lakers Youth Foundation

CORPORATE PARTNERSHIPS

Allison Howard	Vice President, Corporate Partnership
Eva Campbell	Executive Director, Corporate Partnerships
Blain Skinner	Executive Director, Corporate Partnerships
Logan Furr	Executive Director, Corporate Partnerships
Erika Singal	Senior Director, Corporate Partnerships
Karyn Lau	Director, Partner Activation
Laura Scholnick	Director, Corporate Ticketing & Hospitality
Tim Vanneman	Manager, Corporate Partnerships & NBA2K Business Operations
Patrick Barkley	Manager, Partner Activation & Strategy
Kelsey Brockway	Manager, Client Services and Events
Daryl Vales	Coordinator, Corporate Partnerships
Jayla Winston	Coordinator, Corporate Partnerships
Samantha Clark	Coordinator, Corporate Partnerships
Adrienne Stewart-Rivera	Administrative Assistant

TEAM DIRECTORY

FACILITIES

Lisa Estrada
Steven Hernandez
Jerilyn Bristol

Vice President, Facilities & Building Operations
Mail Courier
Switchboard Operator

GAME OPERATIONS

Kathy Montoya

Director, Game Operations

INFORMATION TECHNOLOGY

Rick Allen
Derek Gordon
Cynthia Sebastiani
Alan Tucker
Andrei Baltzar

Chief Technology Officer
Director, Information Technology
IT Support Engineer
IT Support Engineer
IT Support Engineer

MARKETING

Mitch Holder
Nick Kioski
Simon Wong
Elisabeth Wells
Diane Lent-Degele
Kim Moran
J Diaz
Anna Lupean
Erica Martin
Taylor Geas
Josh Williams
Rohan Ali
Emily Britt
Emilio Carnero
Andrew Martinez
Jessica Elliott
Geoffrey Gates
Joseph Sherman
Joey Ramirez
Audrey Rodriguez
Mike Trudell
Matt Shelton
Matt Evans
Chris Cunanan
Jared Ponce

Vice President, Marketing
Director, Product & Digital Marketing
Website Developer
Manager, Product & Digital Marketing
Digital Marketing Coordinator
Creative Director
Associate Creative Director
Senior Graphic Designer
Graphic Designer
Copywriter
Video Producer
Video Producer
Creative Services Manager
Senior Motion Graphics Designer
Motion Graphics Designer
Experience Marketing Manager
Associate Director, Social & Content
Manager, Social Media
Digital Content Manager
Social Media Specialist
Lakers Reporter
Director, Game Entertainment
Manager, Game Entertainment
Manager, Game Entertainment
Coordinator, Game Entertainment

MEDIA RELATIONS

Alison Bogli
Ta'Nisha Cooper
Will Patterson
T.C. Greene
Noah Camarena
Matt Fleer

Director, Media Relations
Associate Director, Media Relations
Manager, Media Relations
Coordinator, Media Relations
Coordinator, Media Relations - South Bay Lakers
Assistant, Media Relations

TICKET SALES & OPERATIONS

Veronica Lawlor
Cynthia Marie Gonzales
Michelle McIntyre
Ryan Galovan
Joe Bucz
Bryan Hart
Rachel Valadez
Jordan Alcedo
Tana Lopez
Ashley Allen
Ke Tolson
Raquel Ortiz
Akiela Locke
Justin Aguilera
Heather Dominguez
Benjamin Ahn
Anna Franzreb

Vice President Ticket Sales and Operations
Director, Box Office Operations
Director, Service and Retention
Director, Ticketing Technology and Operations
Account Executive, Group Sales
Account Executive, Group Sales
Senior Customer Service Specialist
Customer Service Specialist
Customer Service Specialist
Customer Service Specialist
Customer Service Specialist
Customer Service Specialist
Coordinator, Box Office Operations
Coordinator, Ticket Operations
Manager, Ticket Sales and Marketing - South Bay Lakers
Account Executive, Ticket Sales - South Bay Lakers
Account Executive, Ticket Sales - South Bay Lakers





JEANIE BUSS

GOVERNOR

As Governor, Jeanie Buss is responsible for running all aspects of the Los Angeles Lakers organization. Buss, who oversees the business and basketball operations of the team, works closely with President of Business Operations and COO, Tim Harris, as well as General Manager Rob Pelinka.

Representing the team on the NBA's Board of Governors, Buss is currently a member of the NBA Advisory and Finance Committee and serves on the NBA Labor Committee, which in 2016 successfully reached a deal with the NBA Players Association for a new collective bargaining agreement.

Buss, who spent four years serving as President of the Great Western Forum before joining the Lakers, began her career at the age of 19 as General Manager of World Team Tennis' Los Angeles Strings. While guiding the team to two league titles, she also created the Forum Tennis Challenge Series featuring players such as John McEnroe, Pete Sampras, Andre Agassi, Jimmy Connors, Steffi Graf, Chris Evert, and Martina Navratilova.

In 1993, Buss brought professional roller hockey to Los Angeles as the owner of the Los Angeles Blades. Her outstanding leadership and dedication earned her Executive of the Year honors by Roller Hockey International. Buss is also using her considerable experience to lead a revival of WOW - Women of Wrestling, featuring female superheroes in the ring, with the goal of showcasing the talented performers and eventually touring the country.

Named by the Sports Business Journal in October of 2011 as one of the Game Changers: Women in Sports Business, Buss serves as a Trustee of the University of Southern California, her alma mater. She is also a co-host of Lakers All-Access, a yearly event presented by the LA Sports and Entertainment Commission, a nonprofit organization which draws events and attractions to Los Angeles.

Actively involved in the community, Buss received the 2018 Sally Award for her and the Lakers' commitment to The Salvation Army and for the team's work at the Salvation Army's Red Shield Community Center in Pico Union. She lists Canine Companions for Independence, The Amanda Foundation and the Best Buddies organization among her many charitable endeavors while also working internally with the Lakers Youth Foundation to raise money for Southern California Youth charities. In 2015, she personally pledged \$1.5 million to Cedars-Sinai to establish the Dr. Jerry H. Buss Surgical Oncology Fellowship as a tribute to her father.



ROB PELINKA

GENERAL MANAGER

After two full seasons as General Manager, Rob Pelinka has helped transform the Lakers roster and team DNA.

On July 6, 2019, Pelinka orchestrated one of the biggest trades in franchise history, acquiring six-time All-Star and three-time First Team All-NBA selection Anthony Davis. Pelinka made several key additions after the blockbuster trade, signing Avery Bradley, DeMarcus Cousins, Troy Daniels, Jared Dudley, Danny Green and Dwight Howard, while re-signing major contributors from last season in Kentavious Caldwell-Pope, Alex Caruso, JaVale McGee and Rajon Rondo.

Pelinka also retooled the coaching staff during the 2019 offseason, hiring a veteran staff in Head Coach Frank Vogel and assistants Jason Kidd, Lionel Hollins, Phil Handy, Miles Simon, Mike Penberthy and Quinton Crawford. Other staff additions were made as well, in the hiring of Dr. Judy Seto as Director of Sports Performance and Nina Hsieh as Head Athletic Trainer.

Pelinka's Lakers tenure began in March of 2017, and he got to work quickly revamping the Lakers roster. The Lakers draft selections of Lonzo Ball, Josh Hart and Kyle Kuzma were a success, with Ball and Kuzma earning all-rookie honors, while Josh Hart was named MVP of the 2018 Las Vegas Summer League.

The 2018 offseason proved to be a fruitful one for Pelinka and the front office. On July 9, the team signed four-time NBA MVP and three-time NBA Champion LeBron James – one of the most significant free agent signings in Lakers history. Injuries to key pieces kept the team from reaching their full potential in 2018-19. As the 2019-20 season begins, Pelinka and his staff continue to work towards their goal of building a championship contender.

Off the court, Pelinka also reignited the Lakers commitment to player development by launching the Lakers Genius Talks, a series of life-skills discussions for Lakers players led by luminaries such as Kendrick Lamar, Denzel Washington, Allyson Felix, Jeffrey Katzenberg and Elon Musk. The Lakers players and coaches also attended and met the cast of Hamilton on Broadway, further broadening their passions and interests beyond just basketball.

As general manager, Pelinka coordinates all day-to-day functions of the Basketball Operations Department, helping manage personnel decisions, contract negotiations, salary cap strategies and scouting. He oversees and collaborates with his staff on all offseason activities, including the draft process, summer league, free agency and training camp. In addition to these tasks, Pelinka also assists with various marketing, media relations and other management functions.

Pelinka joined the Lakers after spending the greater part of two decades representing many of the NBA's top players as an agent. Named by Forbes as one the Top 10 Sports Agents in the World, Pelinka's experience gives him a unique, player-centric perspective of the NBA landscape that will help shape the decision-making and future strategies for the franchise.

The Lake Forest, Illinois, native earned his business degree from the Ross School of Business at the University of Michigan with high honors in 1993, before receiving his law degree, cum laude, from the University of Michigan Law School in 1996. While on campus at Michigan, Pelinka was a member of the 1989 NCAA National Championship basketball team, taking part in three NCAA Final Fours (1989, 1992, 1993) for the Maize and Blue. In 1993, Pelinka was named the NCAA Walter Byers male student-athlete of the year. Upon graduation, Pelinka practiced corporate law in Chicago and then embarked on a successful career as a sports agent, representing some of the all-time greats and many future NBA Hall-of-Famers, including the Lakers own Kobe Bryant.

Pelinka, 49, makes his home in Newport Beach with his wife, Dr. Kristin Pelinka, his son, Durham Pelinka (11), and his daughter, Emery Pelinka (9). Pelinka's off court interests include trail running, reading and spending as much time with his kids as his work schedule permits. Pelinka and his family take great joy serving in leadership capacities at The Exceptional Families Ministry of Mariners Church in Irvine, CA, and at The Painted Turtle Camp in Lake Hughes, CA.



PRESIDENT OF BUSINESS OPERATIONS & CHIEF OPERATING OFFICER



TIM HARRIS

Overseeing Los Angeles Lakers business-related endeavors and marketing efforts for 20 years, Tim Harris brings more than 30 years of combined experience to the organization, currently serving in a multifaceted role as Chief Operating Officer, President of Business Operations & Chief Marketing Officer. Responsible for the Lakers' day-to-day business operations, Harris oversees the team's sponsorship, ticketing, broadcast, marketing, media relations and community relations departments.

Harris negotiated one of the largest regional TV deals in all of sports when the franchise struck a long-term partnership with Spectrum SportsNet in 2011 and is the team's driving force behind its radio partnership with 710 ESPNLA. Harris is also responsible for spearheading the Lakers' UCLA Health partnership, which led to the completion of the state-of-the-art UCLA Health Training Center. Recent career highlights for Harris include leading the negotiations to secure Wish as the team's first-ever jersey patch sponsor, one of the most lucrative jersey patch partnerships in the NBA, and being honored with the prestigious 'Cult Brand of the Year' award at The Gathering of Cult Brands in 2019.

Adding to his extensive scope of responsibilities, Harris serves as a Lakers Alternate Governor and represents the club at team president meetings.

Beginning his career working for Dr. Jerry Buss in 1990, Harris was tasked with promoting and marketing the team's arena at the time, The Great Western Forum. By 1995, after much success in his role, Harris would become Vice President of Marketing for the building. Following the sale of the Forum in 1997, Harris was responsible for managing the Lakers transition out of Inglewood to the brand new STAPLES Center as well as the new team training facility. At the conclusion of the club's move, Harris was brought on board to focus his efforts strictly on the Lakers, originally serving as Vice President of Sales and Marketing.

A standout soccer player at UCLA, Harris played four seasons as goalkeeper (1980-83), earning second team All-American honors in 1983 and finishing his career ranked third on the school's career victories list. He was later named to the UCLA Athletic Department Hall of Fame as one of the school's 25 all-time greatest athletes. Harris, who graduated from UCLA with a degree in sociology, went on to play five years professionally (1984-89), including three for the Dr. Buss-owned Los Angeles Lakers of the Major Indoor Soccer League. He was also a member of the United States Men's National Soccer Team in 1985.

An Inglewood native, Harris currently resides in Manhattan Beach with his wife Choel and their three children: Jude (14), Dane (12) and Gage (8).

SENIOR VICE PRESIDENT, FINANCE & CHIEF FINANCIAL OFFICER



JOSEPH MCCORMACK

Joseph McCormack was named Senior Vice President, Finance, and CFO for the Lakers in 2011 after serving as Vice President, Treasurer and CFO for 23 years.

In his current position, McCormack is involved in all aspects of planning, budgeting, administration, development, governance and strategic initiatives for the organization. In addition to leading the day-to-day operations of the team's finances, McCormack was responsible for overseeing the construction of the team's 120,000 square-foot state of the art practice facility, the UCLA Health Training Center.

McCormack joined the Lakers on December 12, 1988 after previously working at PricewaterhouseCoopers as a certified public accountant.

A Short Hills, New Jersey native, McCormack earned his accounting degree from Providence College.

McCormack and his wife Catherine reside in Manhattan Beach and have two adult children, his son Jack and daughter Ellen, who is married to Max.

CHIEF LEGAL OFFICER & GENERAL COUNSEL



DAN GRIGSBY

Dan Grigsby has served as Chief Legal Officer & General Counsel for the Lakers since April of 2014. He joined the Lakers organization after practicing sports and entertainment law with several nationally and internationally recognized law firms where, in addition to representing numerous sports industry and entertainment clients, he served as one of the principal outside lawyers for the Lakers.

As Chief Legal Officer & General Counsel, Dan is responsible for all legal matters for the Lakers, the South Bay Lakers, the Lakers Youth Foundation, Lakers Gaming, and other subsidiaries and affiliates of the Lakers.

Dan is a native of Southern California and received his undergraduate degree in Political Science from UCLA and his law degree from Whittier College School of Law. Dan lives in Pacific Palisades with his wife Karen, has three adult children (Jenna, who is married to Charles Jackson, Taylor, who is married to Gwen, and Channing) and is a life-long Lakers fan.

VICE PRESIDENT, RESEARCH & DEVELOPMENT



JOEY BUSS

Serving as the Vice President of Research and Development for the Lakers, Joey Buss is responsible for exploring new technologies and strategies for business and basketball development. Buss is also in charge of the South Bay Lakers, the NBA G League franchise owned and operated by the Lakers. Entering his 13th season as President/CEO of team's minor league affiliate, Buss is responsible for overseeing the SB Lakers business and basketball operations for the team.

Buss and Senior Director of Pro Personnel Nick Mazzella work closely with Rob Pelinka and Coach Vogel to construct the Lakers Summer League and Training Camp rosters, while managing all two-way contracts, G League Call-Ups and assignment player decisions. The 2018 Summer League roster they constructed won the first six games in Las Vegas, en route to a second-straight championship game birth after taking home the 2017 Las Vegas Summer League Championship.

Behind the leadership of Buss, the SB Lakers franchise has established itself as one

of the G League's top producers of NBA players, along with developing 25 assignment players for the Los Angeles Lakers. Former South Bay Lakers have earned 33 NBA call-ups. South Bay has won the division three times, making two trips to the G League Finals.

Prior to assuming his current position with the South Bay Lakers, Buss spent a year preparing for his role as Lakers alternate governor, working closely with both Jeanie Buss and Tim Harris. Not long after becoming an alternate governor, Buss accepted the Larry O'Brien Trophy on behalf of the organization after the Lakers defeated the Orlando Magic in the 2009 NBA Finals.

After graduating from the University of Southern California, Buss served as a coaching associate for the Lakers during the 2006-07 season and got his first glimpse into the business of basketball at the age of 20, when he held a summer internship in the basketball operations department of the nearby Los Angeles Sparks for the 2004 and 2005 seasons.

Away from the court, Buss and his wife Dr. Nicole Buss reside in Rancho Palos Verdes with their sons Benjamin and Oliver. Dr. Nicole Buss earned her doctorate degree in Occupational Therapy at USC and serves on the Board of Directors for Town & Country Nursery School.





JESSE BUSS

Jesse Buss begins his fourth season in the role of Assistant General Manager/Director of Scouting. In his role, Buss oversees all scouting-related matters for both the Lakers and South Bay Lakers, and has an essential role in the drafting of players for both franchises.

At the helm of the teams' scouting efforts, Buss orchestrates the schedules for the scouting staff, and maintains a rigorous scouting schedule himself, ensuring well-informed and thorough decisions can be made on all draft eligible prospects each year. During the summer months, Buss and Scout Support and Strategy Coordinator Moses Zapata manage the pre-draft workout process, which allows Buss and his staff to take a closer look at potential draft prospects.

Prior to his promotion, Buss served as the Lakers' director of scouting from 2012-15. Originally joining the organization in 2006, Jesse spent two seasons as a basketball operations assistant, where he wrote scouting reports in addition to his local scouting duties. He went on to serve as a scout from 2008-11, working domestically and internationally, and then as scouting coordinator for the 2011-12 season, overseeing all scouting operations.

The youngest son of the late Dr. Jerry Buss, Jesse grew up in San Diego and is a Chargers, Dodgers, Rams and Kings fan. Buss resides in Brentwood with his son Jaden, who was born in February 2016.

SENIOR BASKETBALL ADVISOR



KURT RAMBIS

Kurt Rambis begins his second season as Senior Basketball Advisor, after previously spending 16 years in various coaching and front office roles with the Lakers organization.

Following a decorated playing career, Rambis initially entered the coaching ranks as an assistant on Del Harris' staff for four-plus seasons (1994-1999). Twelve games into the 1998-99 season, Rambis took over as the Lakers' interim head coach where he compiled a 24-13 overall record, leading the team to the Western Conference Semifinals. Working the next two seasons in the team's front office – first as an advisor and then as assistant general manager – the Lakers would win NBA titles in both 2000 and 2001. Rambis returned to the sidelines and joined head coach Phil Jackson's staff for the 2001-02 season. As an assistant coach on Jackson's staff for seven seasons (2001-04, 2005-09) and for half of the 2004-05 season under interim head coach Frank Hamblen, Kurt helped guide the Lakers to four NBA Finals appearances (2002, 2004, 2008, 2009), with Los Angeles winning NBA Championships in 2002 and 2009.

After the Lakers captured the 2009 NBA Championship, Rambis served as head coach of the Minnesota Timberwolves from 2009-11 and most recently spent four seasons (2014-18) as associate head coach of the New York Knicks which included a short stint as interim head coach in 2016.

A graduate of Santa Clara University with a B.S. degree in psychology, Rambis signed with the Lakers prior to the 1981-82 season and helped the club to four NBA titles (1982, 1985, 1987, 1988). Rambis would later go on to play for the Charlotte Hornets, Phoenix Suns and Sacramento Kings.

Rambis and his wife, Linda, reside in Manhattan Beach, CA, and have three children: Jesse, Jordan and Ali.

CHIEF OF STAFF



ELAINE SHEN

Elaine Shen has served as Chief of Staff in Basketball Operations for the Lakers since May 2017. In her role, Elaine works closely with the General Manager to organize, prioritize, and execute on both short-term projects and strategic initiatives for the department. She is the primary liaison to management in both business and basketball, facilitating interdepartmental planning, coordination, and communication.

Elaine previously held the role of Director, Business Analytics & Strategy where she established the organization's business analytics capabilities. Elaine also supported executive leadership on revenue sharing, salary cap, and NBA Collective Bargaining Agreement matters.

Prior to joining the Lakers in December 2014, Elaine worked as a Consultant & Actuary at Aon, a global professional services firm that provides risk, retirement, and health solutions.

Elaine received her undergraduate degree in Economics from the University of Pennsylvania and her MBA from UCLA Anderson School of Management. Elaine and her husband Tim reside in Redondo Beach.

SENIOR DIRECTOR OF PRO PERSONNEL / SOUTH BAY LAKERS GM



NICK MAZZELLA

A member of the Lakers organization since 2004, Nick Mazzella enters his first season as Senior Director of Pro Personnel, also serving as the General Manager of the South Bay Lakers for his seventh season. Mazzella works closely with Vice President of Research and Development Joey Buss, researching new strategies and technologies for the organization's basketball operations department, while overseeing the Summer League roster, two-way contracts and L.A. Lakers training camp signings. His South Bay Lakers duties are wide-ranging and include the day-to-day management of the team, serving as point person for all personnel decisions, negotiations, staff hiring's and scouting for the team.

Los Angeles saw immediate success at the Las Vegas Summer League with Mazzella and Buss at the helm. In 2017, the franchise won it's first-ever Summer League Championship, and advanced to the championship game in 2018.

Named General Manager of the South Bay Lakers in 2013, Mazzella continues to build competitive teams year-after-year. In his first season, South Bay won the West Division Title after finishing with a 31-19 record, the second-best mark in the G League. In

addition to a division crown in his very first season, Mazzella's Lakers were one game away from the franchise's first-ever NBA G League Championship in 2015-16.

Last season a trio of South Bay players, Andre Ingram, Jemerrio Jones and Scott Machado, earned call-ups to Los Angeles, while two-way players Alex Caruso and Johnathan Williams made an impact at the NBA level, earning Caruso a multi-year deal with Los Angeles this offseason. Overall, 15 players have received NBA call-ups under Mazzella's leadership, and South Bay has helped to develop 14 Lakers assignment players on his watch.

Entering his seventh season in basketball operations, Mazzella spent the past two seasons as Director of Research and Development. From 2004-2013, Mazzella served in the Lakers Media Relations department, taking over Media Relations Coordinator in 2006. During that span, Mazzella was part of two NBA championship teams and made three trips to the NBA Finals.

A graduate of the University of California, Santa Barbara, Mazzella received a bachelor's degree in Business Economics with a minor in Sports Management in 2006.

He and his wife Susan have one daughter, Georgiana, and reside in Redondo Beach.




BASKETBALL OPERATIONS



PHILIP CHANG
Sr. Manager,
Basketball Analytics



HARRY HEFFERNAN
Basketball Analyst
& Developer



JOSH INGRAM
Manager,
Travel Operations



SHANE JENKINS
Manager,
Player Services



ED KELLY
Assistant to
Management



NICK LAGIOS
Dir. Bball Ops &
Player Dev. - SBL
Bball Dev. Coord. - LAL



DESIREE LESASSIER
Manager,
Player Services



DIANA MA
Data Scientist



RANDY MIMS
Exec. Administrator,
Player Programs
& Logistics



GARRETT PARTMAN
Exec. Administrator,
Player Programs
& Logistics



MARSHALL RADER
Manager, Salary
Cap Strategy



CLARE SUMMERS
Executive Assistant
to Head Coach



SAM USHER
Executive Assistant
to General Manager

SCOUTING STAFF



IRVING THOMAS
Head Scout



SEAN BUSS
Scout




LUCA DESTA
Scout



ELAN VINOKUROV
Scout



ANTONIO MACEIRAS
International Scout



CAN PELISTER
International Scout



MOSES ZAPATA
Coordinator, Scout
Support & Strategy



FRANK VOGEL

Frank Vogel enters his first season with the Lakers in 2019-20, taking the helm as the 27th head coach in Lakers franchise history and the 23rd in the Los Angeles era. He was hired on May 13, 2019.

Vogel, 45, returns to the bench after serving as head coach of the Indiana Pacers and the Orlando Magic, owning a career record of 304-291 (.511) in 595 games.

With the Pacers, Vogel accumulated a 250-181 record and was a four-time NBA Eastern Conference Coach of the Month from 2010-16, leading them to five NBA Playoff appearances, two Central Division championships and back-to-back trips to the Eastern Conference Finals in 2013 and 2014. His 250 regular season wins remain as the most for a Pacers head coach in the team's NBA history. Most recently, Vogel led the Magic for two seasons from 2016-18 and guided the team to a 54-110 record while leading a young and developing roster.

Vogel is a graduate of the University of Kentucky with a degree in biology. He initially attended Juniata College in Huntingdon, Pennsylvania, where he was a three-year starter for the school's Division III basketball team. An admirer of then-Kentucky head coach Rick Pitino, Vogel transferred to UK and became a student manager, playing on the junior varsity team in 1996.


After graduating from Kentucky, Vogel soon moved into a video coordinator role with the Wildcats. He got his start in the NBA soon thereafter as the head video coordinator with the Boston Celtics, again working under the future Hall of Famer Pitino, from 1997-2001 before earning his first assistant coach role with the Celtics during the 2001-02 season.

Vogel has been an assistant with Boston (2001-04), Philadelphia (2004-05) and Indiana (2007-11), while also previously holding advance scouting roles with the Lakers (2005-06) and Washington (2006-07). Vogel remained as an assistant coach until the 2010-11 season, when he took the reigns as interim head coach for the Pacers and led the team to the playoffs later that season.

A native of Wildwood Crest, New Jersey, Vogel and his wife Jenifer have two daughters, Alexa and Arianna.

FRANK VOGEL'S NBA COACHING CAREER					
YEAR	TEAM	REGULAR SEASON		NBA PLAYOFFS	
		W-L	PCT	W-L	PCT
2010-11	Indiana Pacers	20-18	.526	1-4	.200
2011-12	Indiana Pacers	42-24	.636	6-5	.545
2012-13	Indiana Pacers	49-32	.605	11-8	.579
2013-14	Indiana Pacers	56-26	.683	10-9	.526
2014-15	Indiana Pacers	38-44	.463	-	-
2015-16	Indiana Pacers	45-37	.549	3-4	.429
2016-17	Orlando Magic	29-53	.354	-	-
2017-18	Orlando Magic	25-57	.305	-	-
TOTALS		304-291	.511	31-30	.508





JASON KIDD

Jason Kidd begins his first season as an assistant coach with the Lakers.

Kidd, 46, previously served as head coach for the Milwaukee Bucks and Brooklyn Nets, amassing a 183-190 record in five seasons.

The first-time assistant most recently led the Bucks from 2014-18, where he was tasked with developing a roster full of young talent that included future all-stars Giannis Antetokounmpo and Khris Middleton. Kidd twice led the Bucks to the postseason and finished third in NBA Coach of the Year voting following the 2014-15 campaign, his first with the franchise.

He began his coaching career by leading the Nets during the 2013-14 season, earning two Eastern Conference Coach of the Month awards while becoming only the third person since the ABA-NBA merger to debut as an NBA head coach in the season after retiring as a player.

A 2018 inductee into the Naismith Memorial Basketball Hall of Fame, Kidd averaged 12.6 points, 6.3 rebounds 8.7 assists and 1.9 steals in 1,391 career games (1,350 starts) for the Dallas Mavericks, Phoenix Suns, New Jersey Nets and New York Knicks. He retired in 2013 as one of the most decorated point guards in the history of the game, ranking second all-time in both assists (12,091) and steals (2,684). Among his notable career accomplishments, Kidd was a 10-time NBA All-Star, five-time All-NBA First Team selection, four-time All-Defensive First Team pick and the NBA's Co-Rookie of the Year in 1995. He won his only NBA title with the Mavericks in 2011, as well as a pair of Olympic gold medals with Team USA in 2000 and 2008.

Kidd played collegiately at the University of California for two seasons, where he was named Pac-10 Freshman of the Year in 1993 and Pac-10 Player of the Year in 1994. His No. 5 jersey is retired by the Golden Bears

ASSISTANT COACH



LIONEL HOLLINS

Lionel Hollins enters his first season as an assistant on the Lakers staff.

A 24-year NBA coaching veteran, he owns a career record of 262-272 as head coach of the Memphis Grizzlies and Brooklyn Nets.

Hollins, 65, returns to the bench after most recently leading the Brooklyn Nets from 2014-16, where he steered the team to the NBA Playoffs in his first season at the helm.


He earned his first head coaching job in 2008 with the Memphis Grizzlies, following two stints as interim head coach for the team. Behind his leadership, the Grizzlies improved their win percentage in each of his five seasons, earning three trips to the playoffs and one birth to the Western Conference Finals in 2013. Overall, he was a four-time Western Conference Coach of the Month and, with a 214-201 record, remains as the winningest coach in Grizzlies franchise history.

Following a 10-year playing career, Hollins entered the coaching ranks as an assistant at Arizona State in 1985. He made the leap to the NBA in 1988 with the Phoenix Suns, where he was an assistant to Cotton Fitzsimmons and Paul Westphal for seven seasons.

He enjoyed two stints with the Grizzlies organization as an assistant coach, first from 1995-99 with the then-Vancouver Grizzlies and again from 2002-07, following the franchise's relocation to Memphis. Hollins twice served as interim head coach for those Grizzlies teams, coming in the 1999-2000 and 2004-05 seasons.

Hollins enjoyed a successful playing career from 1975-85 for the Trail Blazers, 76ers, Clippers, Pistons and Rockets. The sixth overall pick in 1975 out of Arizona State, he earned All-Rookie First Team honors for Portland and played a pivotal role on the team's 1976-77 championship team. Hollins earned his lone all-star selection during the following season, was a two-time all-defensive team selection (1978-79) and his No. 14 was retired by the Trail Blazers in 2007.

ASSISTANT COACH



PHIL HANDY

Phil Handy returns to the Lakers in his first season as an assistant coach on Frank Vogel's staff.

Handy, 48, most recently served as assistant coach last season with the Toronto Raptors, where he contributed to the franchise's first NBA Championship in 2019. Prior to his stop in Canada, Handy was an assistant coach and director of player development with the Cleveland Cavaliers, where he worked for five seasons and was a member of the Cavaliers 2016 championship staff. He returns to the Lakers after serving in a player development role from 2011-13.

A native of San Leandro, California, Handy has strong ties to the Bay Area where he spent five years (2006-11) coaching young talent with the AAU Club Team 94, while training NBA players during the off-season. He ran his own basketball training business for more than 13 years, working with top level talent in the from NBA, Europe and the collegiate ranks.

Handy played two seasons at the University of Hawaii, earning WAC All-Defensive Player of the Year and All-Newcomer honors. He had two NBA stints as a player with Golden State and Portland, and his professional playing career also included stops in Israel, France, England, Germany, Italy and Australia.

Handy resides in New Jersey with his wife of 21 years, Christina.

ASSISTANT COACH



MILES SIMON

Miles Simon returns for his third season on the Lakers coaching staff.

Simon most recently led the charge for this year's summer league campaign, his second year at the helm. Last year, Simon led the team to a championship game birth for the second-straight summer, after taking home the 2017 Las Vegas Summer League title, with Simon as an assistant. In addition, Simon has been responsible for the pre-draft workout process, as well as all offseason development programs for current Lakers players.

Simon first joined the Lakers staff after serving as head coach of the 2017 USA Junior National Select Team for the Nike Hoops Summit, leading the USA to a victory over the World Select Team. Simon won gold medals as an assistant for the 2016 USA Men's U17 World Championship Team, as well as the 2015 USA Men's U16 National Team.

In addition to his work with USA Basketball, Simon spent nine NBA off-seasons from 2008-16 working in a player development role with some of the league's top talent and has served as the Director of the Nike Basketball Academy since 2015. Simon has also

worked in broadcasting, serving as a college basketball analyst for ESPN.

The Arizona alumnus was the 1997 NCAA Tournament Most Outstanding Player after leading the Wildcats to a National Championship as a junior. Upon graduation, Simon played one season for the Orlando Magic (1998-99), before spending time overseas and in the CBA. At the conclusion of his playing career, Simon spent three seasons (2005-08) as an assistant coach at Arizona on Lute Olson's staff.





MIKE PENBERTHY

Mike Penberthy enters his first season on the Lakers staff.

Penberthy, who played two NBA seasons with the Lakers from 2000-2002, served as an assistant coach in a player development role with the New Orleans Pelicans last season. Prior to that, the 44-year-old spent two years as a private trainer, working with notable current and former NBA talents such as Luka Dončić, Paul George, Jrue Holiday, Andre Igoudala, Reggie Jackson, Kyle Korver, Khris Middleton, Ricky Rubio, and Dwyane Wade. This will be Penberthy's third stint on an NBA bench, after also serving as an assistant in Minnesota during the 2014-15 season.

A native of Los Gatos, CA, Penberthy enjoyed a 11-year professional career and was a member of the Lakers' 2001 championship team. In addition to his time in Los Angeles, he played in the Continental Basketball Association, American Basketball Association and internationally in Germany, Venezuela and Italy. He graduated from The Master's University with a B.A. in Biblical Studies in 1997.

ASSISTANT COACH



QUINTON CRAWFORD

Quinton Crawford enters his first season as an assistant coach on the Lakers staff.

Crawford, 29, joins the team having most recently served as head video coordinator and player development coach for the Charlotte Hornets last season. He rejoins Lakers head coach Frank Vogel, whom he worked under for two seasons as the head video coordinator of the Orlando Magic from 2016-2018. Crawford began his NBA career as an assistant video coordinator with the Sacramento Kings.

A native of Old Bridge, NJ, Crawford played nine games over two seasons as a walk-on at Arizona (2011-13), following a playing career at Division-III Middlesex County College. He earned his graduate degree from Pepperdine University.

HEAD VIDEO COORDINATOR / PLAYER DEVELOPMENT COACH




DRU ANTHROP

Dru Anthrop is in his seventh year as a video coordinator.

Anthrop joins the staff from the Memphis Grizzlies, where he served as assistant video coordinator and player development assistant, contributing to all aspects of the team's video operations and on-court preparation. Before his time in Memphis, Anthrop spent two seasons as special assistant to Coach Vogel during his time in Orlando and was responsible for all video edits as well as the staff's administrative needs. He also spent a season with St. John's University as a graduate assistant and was a film coordinating intern for the Indiana Pacers from 2013-15.

A native of West Lafayette, IN Anthrop was a four-year basketball letterman at Purdue from 2009-13, graduating with a degree in business management, with a minor in organizational leadership and supervision.



BILL BERTKA

Bill Bertka returns for his 51st year of service in the NBA and his 45th overall season with the Lakers. Bertka has been with the organization through 10 NBA Championships and 20 NBA Finals appearances. Most recently, Bertka was honored as the 2019 recipient of the Tex Winter Lifetime Achievement Award from the National Basketball Coaches Association, an honor recognizing extraordinary contributions to the sport throughout a career by building a body of work that has had a positive and powerful impact on the NBA coaching profession.

Serving as an assistant coach under eight Lakers head coaches dating back to 1981, Bertka brings a wealth of experience to the position, including coaching Laker big men Wilt Chamberlain, Kareem Abdul-Jabbar, Vlade Divac, Shaquille O'Neal, and Andrew Bynum. His talent as a scout and experience in player personnel matters make him an excellent resource for the team's basketball operations staff.

Bertka became the first full-time scout in league history when the Lakers hired him in 1968. When Head Coach Bill Sharman took over the team in 1971-72, Bertka began working with players while also adding advance scouting duties. That team would later go on a 33-game winning streak – a still-standing professional sports record – en route to an NBA title, giving Bertka his first ring. In 1974, he left the Lakers to become the first general manager of the New Orleans Jazz and also had an initial ownership stake in the franchise through his company, Invest West Sports.

In 1981, Pat Riley became head coach of the Lakers and brought Bertka back as his first assistant. Together, the duo constructed what came to be known as the Lakers "Showtime" era, guiding the team to seven NBA Finals appearances in nine seasons and winning four NBA titles (1982, 1985, 1987, 1988). Bertka remained as an assistant coach with the Lakers for two decades, later winning back-to-back championships under Head Coach Phil Jackson (2000, 2001). Following his final season on the Lakers bench in 2001, Bertka transitioned to a primary role as director of scouting, a position in which he served through the 2011-12 season while winning three more NBA titles.

Bertka has twice served as interim coach of the Lakers, coaching two games during the 1993-94 season and one game while replacing Del Harris in 1998-99. He holds a 2-1 career record as an interim head coach, and his 1999 coaching appearance made him the oldest person to ever coach an NBA game at the age of 71.

The Santa Barbara native is also well known for founding Bertka Views, one of the most successful college scouting services in the country, which he and his wife, Solveig, operated from 1961-1995. Throughout that time period, many of the nation's premier college basketball programs utilized Bertka Views as their sole scouting service. Adding another feather to his cap during the summer of 1992, Bertka served as a scout for the United States' Olympic basketball team at the European Qualifying Tournament in Zaragoza, Spain. Additionally, Bertka hosted Sports With Bertka, his own radio show in Santa Barbara that won three Golden Mike Awards in the 1970's.

In 1989, Bertka enjoyed the dual distinction of being inducted into each of his hometowns' respective Hall of Fames; In May of that year he was inducted into the Santa Barbara Sports Hall of Fame and just five months later in October, he was inducted into the Summit County (Ohio) Sports Hall of Fame, where he grew up as a child. In January of 2004, Bertka was inducted into the Kent State University Sports Hall of Fame and most recently, was an inaugural inductee into the Santa Barbara Basketball Court of Champions in June, 2014.

Bill and Solveig have two married daughters, Britt, who is married to veteran NBA assistant coach Jim Eyen, and Kris, married to Yankees scout Bill Pintard, and make their home on a 50-acre avocado ranch in Santa Barbara. They have four grandchildren and two great-grandchildren.



**DR. JUDY SETO**

Dr. Judy Seto returns to the Lakers as Director of Sports Performance, after serving as the team's head physical therapist from 2011-16. In her position, Seto will report to General Manager Rob Pelinka while overseeing the medical care and optimizing the health and performance of Lakers players.

Seto most recently served as Director of Sports Performance for Select Physical Therapy, where she developed, designed and implemented sports science concepts and technology to maximize athletic performance, minimize injury risk and facilitate timely return to competition. She has previously worked in physical therapy roles with the Los Angeles Dodgers and Los Angeles-based HealthSouth and the Kertlan-Jobe Orthopaedic Clinic.

The Los Angeles native earned dual degrees in kinesiology and psychology from UCLA, a master's degree in physical therapy from Stanford, a master's degree in business administration from Troy State University and a doctorate in physical therapy from Temple University. Seto is currently completing a master's degree in High Performance Sport from the Australian Catholic University in Melbourne, Australia and is also board certified in both orthopedics and sports, along with holding a certification in strength and conditioning.

Seto and her husband, Paul, currently reside in the South Bay.

DIRECTOR OF STRENGTH & ENDURANCE TRAINING

**GUNNAR PETERSON**

Gunnar Peterson returns for his third season with the Lakers as the team's Director of Strength and Endurance Training. In his role, Peterson is responsible for designing and implementing a strength and conditioning program with the goal of keeping the players performing at elite levels throughout the NBA season. With over 30 years of experience in the fitness industry, Peterson is recognized for his expertise in functional training and his commitment to innovative fitness techniques.

Peterson joined the organization after cementing himself as one of the top personal trainers in Los Angeles, with a client list including athletes from the NBA, NHL, NFL, MLB, USTA and professional boxing, as well as film and television celebrities.

A certified Strength and Conditioning Specialist (CSCS) by the National Strength and Conditioning Association, Peterson is a proud graduate of Duke University.

The Beverly Hills resident enjoys spending his free time with his wife, four children and their dogs.

HEAD ATHLETIC TRAINER

**NINA HSIEH**

Nina Hsieh enters her first season as Head Athletic Trainer with the Lakers, after spending the previous three seasons as the Assistant Athletic Trainer.

Under the leadership of Dr. Seto, Hsieh is charged with year-round oversight of the care, prevention and treatment of injuries to the players on the roster. Hsieh works hand-in-hand with the training staff, coaching staff and front office to ensure the highest level of performance on the court, while also being charged with emergency on-court procedures.

With the organization since 2008, Hsieh joined the Lakers staff prior to the 2016-17 season after seven seasons with the G League's South Bay Lakers. As the Head Athletic Trainer for the South Bay Lakers, she managed all health & wellness, strength & conditioning programs, equipment as well as all travel scheduling for the official minor league franchise of the Lakers. Prior to her time with the South Bay Lakers, Hsieh served as the athletic trainer for the UC-Santa Barbara women's basketball team (2004-08), as well as the men's soccer team (2010-11).

The Taiwan native and Cal State-Fullerton graduate lives in Fountain Valley with her dog Jasper.

TRAINING STAFF



JON ISHOP
Asst. Athletic Trainer /
Athletic Perf. Liaison



MIKE MANCIAS
Athletic Trainer /
Athletic Perf. Liaison




OCTAVIO MARQUEZ
Asst. Athletic Trainer




STACEY ROBINSON
Massage Therapist

STRENGTH & CONDITIONING




CHATTIN HILL
Assoc. Head Strength
& Conditioning Coach



ED STREIT
Asst. Strength &
Conditioning Coach




JON PASTOREK
Asst. Video Coord. /
Player Dev. Coach



GREG ST. JEAN
Player Dev. Coach /
Advance Scout

PLAYER DEVELOPMENT STAFF

NUTRITION STAFF




SANDRA PADILLA
Team Chef



CHELLY PADILLA
Sous Chef




JEMILLE CRUZ
Sous Chef



N'TASHA DELGADO
Sous Chef

EQUIPMENT STAFF



ANDREW HENK
Head Equipment
Manager




BRIAN CUATT
Asst. Equipment
Manager



BRADY STUART
Asst. Equipment
Manager





STU LANTZ

Stu Lantz enters his 34th season as an analyst for Lakers broadcasts. With the end of the Lakers simulcast era prior to the 2003-04 season, Stu now teams with play-by-play man Bill Macdonald and broadcasts every Lakers game televised on Spectrum SportsNet. Providing each broadcast with his expert analysis and unique insight garnered through his 40-plus years associated with the NBA as both a player and analyst, he has received numerous awards over the years. Most recently, Stu was inducted into the Southern California Sports Broadcasters Hall of Fame as part of the 2018 class. Chosen Southern California's best radio color commentator six times by the Southern California Sports Broadcaster's Association and best television color commentator on seven occasions, Stu has also won nine local EMMY Awards for his work in the Best Live Sports Telecast category.

A graduate of the University of Nebraska (1968), the Cornhuskers officially retired his uniform number (22) on October 17, 1989 during halftime ceremonies of a Lakers' preseason game in Lincoln. Born in Uniontown, PA, Stu was originally a third round draft pick of the San Diego Rockets in 1968. Spending his first three seasons in San Diego, the following season, Stu ranked sixth overall in the NBA in free throw percentage (.838). He also played for the Detroit Pistons (1972-1974) and New Orleans Jazz (1974) prior to being traded to the Lakers in December of 1974. He played less than two seasons in Los Angeles before announcing his retirement following the 1976-77 campaign due to a back injury.

Immediately following his playing career, Stu embarked on a broadcasting career, serving as a commentator for the San Diego Clippers, San Diego State University, CBS and the NBA Radio Network. In addition to his broadcast work, for 20-plus years, he also served as an instructor at Pete Newell's renowned Big Man's Camp during the offseason, helping improve the skill-set of some of the game's premier big men.

Stu and his wife, Linda, live in San Diego and are the parents of Todd, Kristin and Shane.

TELEVISION PLAY-BY-PLAY ANNOUNCER



BILL MACDONALD

Long-time Southern California area broadcaster and four-time local Emmy Award-winning announcer and host Bill Macdonald enters his 10th season behind the mic as Lakers television play-by-play announcer on Spectrum SportsNet.

The versatile Macdonald, a fixture on Fox Sports West/Prime Ticket since its inception in 1985 through the Lakers final season on the network (2012), has broadcast in a variety of capacities over the years as host, field reporter and play-by-play announcer for professional basketball, baseball and hockey, among other sports.

The host of pre- and post-game shows "Lakers Live," "Angels Live" and "Ducks Live" before joining the Lakers announcing team, Macdonald has also served as the play-by-play voice for UCLA men's basketball and football and Los Angeles Avengers football.

Having filled in as the Angels, Ducks and Los Angeles Kings play-by-play announcer over the years as well as the Lakers play-by-play announcer on both television and radio, Macdonald most notably called Kobe Bryant's historic 81-point game on January 22, 2006.

In his career, Macdonald's hosting duties have included the "UCLA Sports Magazine," the Emmy Award winning Kings pre-game show "Break the Ice," "Carl's Jr. Sports Roundtable," the Pac-10 basketball tournament from STAPLES Center, the multiple Emmy award winning nightly sports news program "Press Box" and live, phone-in talk show "It's Your Call."

Actively involved with charities such as the Special Olympics, the Ronald McDonald House, and the NBA's Read to Achieve, Macdonald's work on "Training for Life: The California Special Olympics" was awarded with yet another Emmy.

Born in Bronxville (NY) but moving to Corona del Mar (CA) at an early age, Macdonald attended the University of Southern California where he graduated in 1981 with a degree in communication.

Currently residing in Newport Coast, Macdonald is the proud father of three sons: twin boys, Kirk and Cory, and Billy Jr.



JOHN IRELAND

Serving as the team's sideline reporter on KCAL-9 from 2002-11, John Ireland returns for his ninth season behind the mic as radio play-by-play announcer for the Lakers.

A seven-time local Emmy Award winner for sports television, Ireland currently co-hosts the Mason and Ireland Show on the Lakers flagship station 710 AM ESPNLA Radio.

A local talent who grew up in Corona del Mar and graduated from UCLA in 1985 with a degree in history, Ireland's career path took him to stations in Monroe (LA), Beaumont (TX) and San Diego (CA) before bringing him home to the Los Angeles area in 1995.

In addition to his studio and "roving reporter" work over the years, Ireland added the Los Angeles Clippers radio play-by-play announcer responsibilities to his resume in 1997, working five seasons in all for the team on a fill-in basis before joining the Lakers beat in 2002. A six-time recipient of the Southern California Sports Broadcasters (SCSB) Irv Kaze Radio Talk Show Host Award, Ireland also previously filled in on radio play-by-play duties for both UCLA and Lakers basketball games.

Ireland, who enjoys pick-up basketball and golf when away from work, is involved in numerous charity organizations that include Autism Speaks among others.

He and his wife, Leasa, reside in Manhattan Beach with their son, Jack.

RADIO ANALYST



MYCHAL THOMPSON

A member of the Lakers championship teams in 1987 and 1988, Mychal Thompson enters his 17th season as the team's radio analyst. Formerly the Minnesota Timberwolves television analyst for two seasons, Thompson teams with play-by-play announcer John Ireland for all Lakers radio broadcasts.

Thompson, a standout at the University of Minnesota, averaged 20.8 points per game throughout his four-year collegiate career and was named All-America following both the 1976-77 and 1977-78 campaigns. The leading scorer in Golden Gopher history with 1,992 points, Thompson was the first overall selection in the 1978 NBA Draft by the Portland Trailblazers. In 12 seasons and 935 regular season games with the Trailblazers, Lakers and San Antonio Spurs, Thompson averaged 13.7 points, 7.4 rebounds and 2.3 assists.

Prior to joining the Lakers broadcast team, Thompson co-hosted a radio show in Portland, Ore. and also worked with the NBA's Vancouver Grizzlies, Seattle Supersonics and Trail Blazers as a television broadcast color analyst. Thompson also serves as Sports Ambassador for his native Bahamas.

Thompson and his wife, Julie, reside in Ladera Ranch and have three sons: Mychel, a professional basketball player with past NBA and NBA G League experience, Klay, who won NBA Championships in 2015, 2017 and 2018 as a member of the Golden State Warriors and has gold medals from the 2016 Olympic Games in Rio de Janeiro and the 2014 World Championship in Spain, and Trayce, who is currently a baseball free agent and has played for the White Sox, Dodgers and Athletics.



**FERNANDO GONZALEZ**

Beginning his 24th season as a play-by-play announcer for the Lakers, Fernando Gonzalez serves as the Spanish Voice of the team, broadcasting every game on 1330 ESPN Deportes, the Lakers Spanish language flagship.

Gonzalez is quite familiar to the Lakers Spanish-speaking audience as he also served as the news director for KWHY-TV and anchored the popular sports news program "Mundo Deportivo." Gonzalez has received several accolades for his work including the 1995 Golden Mike Award for best sports segment.

Not limited to basketball, Gonzalez has also broadcast a variety of sporting events including World Cup soccer, the Olympic Games, professional boxing, NHL hockey and Pac-12 football.

Born in Toluca, Mexico, Fernando graduated from La Universidad Autonoma del Estado de Mexico with a law degree.

SPANISH RADIO ANALYST

**JOSE "PEPE" MANTILLA**

Since 1993, Jose "Pepe" Mantilla has served as an analyst for Lakers Spanish broadcasts, now serving his 27th season in that capacity with nearly 40 years of broadcasting experience overall. The original Spanish voice of the Lakers, Mantilla broadcasts every game to the team's large and growing Hispanic audience, and has not missed a single game in his over two decades with the team. The Mexico native has seen the team claim five NBA titles during his tenure, which has included hosting "El Show de Los Lakers" and "Fiesta Lakers."

One of the most active sports journalists in Los Angeles, he is also a popular panelist for radio and TV sports shows, and as a result, was honored with the National Hispanic Media Coalition Impact Award in 2014. In addition to those duties, Pepe has managed to find time to broadcast the Olympics, MLB, the NFL, WNBA, the Pan American Games, college football and basketball, and a variety of soccer leagues and events, including several FIFA World Cups, MLS, the EPL, SERIE A, and Mexico's national soccer league. He was also the Spanish voice of USC Trojans football for multiple seasons since the turn of the century (most recently between 2012-14), and provided English commentary during the 2006 and

2010 FIFA World Cups for AM 570 radio, and 2014 World Cup for 710 AM.

A graduate of UNAM in Mexico, Pepe has one daughter, Mercedes, and one son, Andres from his late wife Ivonne, and makes his home in Irvine.

SPANISH RADIO ANALYST

**FRANCISCO PINTO**

Francisco Pinto, a veteran television sports host, anchor and analyst for over 20 years, returns for his seventh season as the team's Spanish-language radio color commentator. Pinto won the 2012 and 2015 NBA Broadcasting Award for Best Live Call and a 2013 LA Area Emmy Award for Live Sports Coverage for the contest between the Lakers and Raptors on December 8th of that year.

Prior to joining the Lakers broadcast team, Pinto spent 12 years with KMEX-TV, Univision's LA affiliate, where he was a sports anchor for seven years before switching to news and becoming a host on the station's morning newscast, Primera Edicion. Having covered many of the biggest sporting events in the world, including two World Cups (2002 and 2006) and several NBA Finals, Super Bowls, World Series and world title boxing matches.

Pinto, who began his broadcasting career in 1996 with a three-year stint as a sports and news anchor at KUVS-TV, Univision's affiliate for the Modesto, Stockton and Sacramento areas, has also hosted The Rose Parade in Pasadena on three occasions, interviewed dignitaries that include presidents and Nobel Prize winners and earned five Emmy nominations over the course of his career.

A native of Concepcion, Chile and former soccer player, Pinto studied Physical Education at the Universidad de Concepcion, where he played for the university's soccer team as well as the Deportes Concepcion Reserve Team. Pinto, who also played and coached squash in Chile, later came to the United States to study Sports Medicine at the Master's College in Santa Clarita, California.

He and his wife of 22 years, Rachel, reside in the South Bay with their two children, Sofia and Sebastian.



LAWRENCE TANTER

Entering his 37th season as the Public Address Announcer for the Lakers, Lawrence Tanter is the longest-tenured PA announcer in franchise history and second-longest tenured in NBA history. Beginning in 1982 at the Great Western Forum and continuing to the present STAPLES Center, he has provided the vocal soundtrack to over 1,600 games from his familiar seat at center court including four NBA All-Star games and 14 NBA Finals series. His mild demeanor coupled with his smooth delivery are unique to the NBA, ranging from the dissonant tone sensed in his voice with lines such as "Too Many Steps" to the cool declaration of "The Laker Girls."

Born in Chicago, Illinois, Tanter was a member of an Illinois state championship team while at Thornton High School. He later played at the University of Dubuque in Iowa.

A jazz historian and enthusiast, Tanter is a veteran of four decades of work at numerous radio stations throughout the Los Angeles area.

He has interviewed over 500 recording artists, written liner notes for 20 albums, narrated several video games and done voice-overs for over 6,000 commercials.

SIDELINE REPORTER



MIKE TRUDELL

Entering his 12th season with the Lakers and ninth as the team's sideline reporter, Mike Trudell will maneuver around the court and locker room for Spectrum SportsNet alongside play-by-play voice Bill Macdonald and analyst Stu Lantz.

Trudell also serves as the team's beat reporter for Lakers.com, as he has since the 2008-09 season as a full-time member of the team's traveling staff. He added sideline TV duties for road games only during the 2010-11 campaign and has been the sideline reporter for all locally televised Lakers games since the inaugural Spectrum SportsNet season of 2012-13. He also fills in as a host at the network, and makes appearances as an analyst for studio shows, as well as for the occasional L.A. Sparks or L.A. Galaxy game on Spectrum.

Trudell has also been a radio host at ESPN L.A. 710 since 2013, where Lakers play-by-play man John Ireland and analyst Mychal Thompson can also be heard.

Like the Lakers, Trudell came to Los Angeles from Minnesota, where he was the reporter for Timberwolves.com from 2006-08. He also worked for the NFL's Minnesota Vikings

and Baltimore Ravens, the Cologne Centurions of NFL Europe and was a play-by-play announcer for the University of Minnesota's women's soccer team, in addition to several high school sports teams. Trudell continues to do play-by-play for the G-League's South Bay Lakers, and for NBATV at the Las Vegas Summer League.

Trudell is a 2004 graduate of Northwestern University's Medill School of Journalism in Evanston, Illinois, outside of Chicago, with a double major in history. He played Big Ten varsity soccer and also honed his broadcast skills at the campus TV (NNN) and radio (WNUR) stations.

Raised in Lake Minnetonka, Minnesota, Trudell currently resides in Redondo Beach with his wife, Annie, identical twin boys Jett and Talan, and French Bulldog, Lyla.





THE PLAYERS

26	Kostas Antetokounmpo
28	Avery Bradley
31	Devontae Cacok
33	Kentavious Caldwell-Pope
36	Jordan Caroline
38	Alex Caruso
40	Quinn Cook
43	DeMarcus Cousins
47	Troy Daniels
50	Anthony Davis
54	Jared Dudley
58	Danny Green
62	Talen Horton-Tucker
64	Dwight Howard
70	Demetrius Jackson
72	LeBron James
80	Kyle Kuzma
82	JaVale McGee
85	Zach Norvell Jr.
87	Rajon Rondo
92	Training Camp Roster





KOSTAS ANTETOKOUNMPO

Height: 6'10
Weight: 200
Born: 11/20/97 (Athens, Greece)
High School: Dominican (Whitefish Bay, WI)
College: Dayton
Experience: 1 year pro

37

CAREER REGULAR SEASON STATISTICS

Year	Team	G	GS	MIN	FG	FGA	PCT	3FG	3FGA	PCT	FT	FTA	PCT	OFF	DEF	TOT	A	PF	DQ	STL	TO	BLK	PTS	AVG
18-19	DAL	2	0	11	0	3	.000	0	0	---	2	4	.500	0	1	1	0	0	0	2	1	0	2	1.0
TOTALS		2	0	11	0	3	.000	0	0	---	2	4	.500	0	1	1	0	0	0	2	1	0	2	1.0

NBA G LEAGUE CAREER STATISTICS

Year	Team	G	GS	MIN	FG	FGA	PCT	3FG	3FGA	PCT	FT	FTA	PCT	OFF	DEF	TOT	A	PF	DQ	STL	TO	BLK	PTS	AVG
18-19	TEX	40	25	1017	145	278	.522	10	41	.244	122	178	.685	76	171	247	31	142	2	41	75	53	422	10.6
TOTALS		40	25	1017	145	278	.522	10	41	.244	122	178	.685	76	171	247	31	142	2	41	75	53	422	10.6

CAREER HIGHS

REGULAR SEASON SINGLE-GAME HIGHS

Points 1, 3/23/19, Dallas at Golden St. (twice)
Minutes 6, 3/20/19, Dallas at Portland
Field Goals N/A
Field Goal Attempts 2, 3/20/19, Dallas at Portland
Three-Point Field Goals N/A
Three-Point Attempts N/A
Free Throws 1, 3/23/19, Dallas at Golden St. (twice)
Free Throw Attempts 7, 12/20/17, Lakers at Houston (twice)
Offensive Rebounds N/A
Defensive Rebounds 1, 3/20/19, Dallas at Portland
Rebounds 1, 3/20/19, Dallas at Portland
Assists N/A
Steals 2, 3/20/19, Dallas at Portland
Blocks N/A

NBA G LEAGUE SINGLE-GAME HIGHS

Points 21, 12/10/18, Texas at Memphis
Minutes 38, 12/10/18, Texas at Memphis
Field Goals 6, 3/15/19, Texas vs. Agua Caliente (7 times)
Field Goal Attempts 13, 11/3/18, Texas at Austin
Three-Point Field Goals 3, 3/15/19, Texas vs. Agua Caliente
Three-Point Attempts 4, 3/15/19, Texas vs. Agua Caliente
Free Throws 9, 12/10/18, Texas at Memphis
Free Throw Attempts 13, 12/10/18, Texas at Memphis
Offensive Rebounds 5, 3/12/19, Texas vs. OKC (twice)
Defensive Rebounds 11, 2/1/19, Texas vs. Sioux Falls (twice)
Rebounds 13, 12/8/18, Texas at Sioux Falls
Assists 3, 2/2/19, Texas vs. South Bay (3 times)
Steals 4, 11/6/18, Texas at Salt Lake City
Blocks 6, 11/24/18, Texas vs. Maine

AT A GLANCE

- Appeared in two games in rookie season with Dallas in 2019-20
- Averaged 10.6 points, 6.2 rebounds and 1.3 blocks in 40 games (25 starts) with the Texas Legends of the NBA G League last season
- Claimed by the Lakers as a two-way player off waivers on July 22, 2019



HOW ACQUIRED: Claimed by the Lakers off waivers on July 22, 2019

2018-19: (Dallas Mavericks): Appeared in two games, averaging 1.0 point and 1.0 steal in 5.5 minutes ... Made NBA debut on 3/20 at POR and had one point (1-2 FT), one rebound and two steals in six minutes ... DNP-CD eight times ... Missed one game due to left knee soreness (4/7) ... Inactive 71 times ... NBA G League (Texas Legends): Appeared in 40 games (25 starts), averaging 10.6 points, 6.2 rebounds, 1.3 blocks and 1.0 steal in 25.4 minutes ... Totaled four double-doubles ... Scored in double figures 21 times, including one 20-point game ... Tallied double-digit rebounds six times ... Blocked multiple shots in 14 games ... Scored a career-high 21 points with 10 rebounds, one assist, two steals and one block on 12/10 at Memphis ... Had a career-high 13 rebounds with nine points on 12/8 at Sioux Falls ... Blocked a career-high six shots with six points, three rebounds, one assist and two steals on 11/24 vs. Maine ... Scored 13 points with five rebounds in career debut on 11/3 at Austin

COLLEGE: 2017-18 (Dayton): Appeared in 29 games (six starts), averaging 5.2 points, 2.9 rebounds and 1.1 blocks in 15.1 minutes ... Shot 57.4 percent (58-101) from the field ... Ranked 10th in the Atlantic 10 in blocks per game (1.1) ... Scored in double figures in five games ... Tallied two double-doubles ... Blocked multiple shots in 11 games ... Scored a career-high 14 points on 3/3 vs. George Washington ... Had a career-high four blocks with 10 points and 10 rebounds on 11/16 vs. Hofstra ... 2016-17 (Dayton): Redshirted for the Flyers

PERSONAL: Full name is Kostas Ndubuisi Antetokounmpo ... Name is pronounced "COAST-us ah-deh-toh-KOON-boh"... Born in Athens, Greece ... Son of Nigerian immigrants, Charles and Veronica Antetokounmpo ... His father was a soccer player and his mother was a high jumper ... Has three older brothers, Francis, Giannis and Thanasis, and one younger brother, Alexis ... Francis plays professional soccer, Giannis is an NBA All-Star for the Milwaukee Bucks and the league's reigning Most Valuable Player, Thanasis plays for the Bucks and Alexis plays HS basketball in the U.S ... Attended Dominican High School in Whitefish Bay, Wis., where he was First Team Division 4 All-State and a top-100 recruit as a senior ... Averaged 12.9 points, 7.1 rebounds and 2.4 blocks while helping Dominican to a 27-1 record and its fifth straight state title ... Played for the youth teams of the Greek club Filathlitikos AO while growing up in Greece ... Played his AAU ball for Playground Elite



AVERY BRADLEY

Height: 6'2
Weight: 180
Born: 11/26/90 (Tacoma, WA)
High School: Findlay Prep (Henderson, NV)
College: Texas
Experience: 9 years pro

11

CAREER REGULAR SEASON STATISTICS

Year	Team	G	GS	MIN	FG	FGA	PCT	3FG	3FGA	PCT	FT	FTA	PCT	OFF	DEF	TOT	A	PF	DQ	STL	TO	BLK	PTS	AVG
10-11	BOS	31	0	162	23	67	.343	0	5	.000	6	12	.500	4	13	17	12	20	0	9	16	0	52	1.7
11-12	BOS	64	25	1368	200	402	.498	22	54	.407	62	75	.795	34	81	115	87	109	1	43	75	12	484	7.6
12-13	BOS	50	50	1435	192	478	.402	40	126	.317	37	49	.755	30	81	111	104	129	2	64	72	19	461	9.2
13-14	BOS	60	58	1855	361	825	.438	79	200	.395	90	112	.804	48	178	226	85	145	3	63	96	11	891	14.9
14-15	BOS	77	77	2428	434	1012	.429	124	352	.352	79	100	.790	46	195	241	135	177	0	82	109	15	1071	13.9
15-16	BOS	76	72	2536	456	1019	.447	147	407	.361	96	123	.780	48	172	220	158	164	2	117	109	19	1155	15.2
16-17	BOS	55	55	1835	359	775	.463	108	277	.390	68	93	.731	65	269	334	122	141	0	68	88	11	894	16.3
17-18	DET/LAC	46	46	1433	259	625	.414	75	203	.369	63	82	.768	22	94	116	94	92	0	51	101	8	656	14.3
18-19	LAC/MEM	63	63	1905	248	608	.408	86	245	.351	43	50	.860	43	132	175	152	167	0	41	89	16	625	9.9
TOTALS		522	449	14957	2532	5811	.436	681	1869	.364	544	699	.778	340	1215	1555	949	1144	8	538	755	111	6289	12.0

CAREER POSTSEASON STATISTICS

Year	Team	G	GS	MIN	FG	FGA	PCT	3FG	3FGA	PCT	FT	FTA	PCT	OFF	DEF	TOT	A	PF	DQ	STL	TO	BLK	PTS	AVG
11-12	BOS	10	10	248	25	68	.368	5	22	.227	12	18	.667	3	17	20	8	20	0	8	10	6	67	6.7
12-13	BOS	6	6	191	17	42	.405	2	8	.250	4	4	1.000	3	10	13	8	11	0	11	11	1	40	6.7
14-15	BOS	4	4	133	19	50	.380	5	19	.263	6	7	.857	3	12	15	3	13	0	3	3	0	49	12.3
15-16	BOS	1	1	33	7	16	.438	1	7	.143	3	3	1.000	2	1	3	1	2	0	1	1	1	18	18.0
16-17	BOS	18	18	645	120	272	.441	40	114	.351	21	27	.778	18	53	71	41	40	0	23	31	3	301	16.7
TOTALS		39	39	1250	188	448	.420	53	170	.312	46	59	.780	29	93	122	61	86	0	46	56	11	475	12.2

CAREER HIGHS

REGULAR SEASON SINGLE-GAME HIGHS

Points 33, 2/12/19, Memphis vs. San Antonio
Minutes 43, 1/18/16, Boston at Dallas
Field Goals 15, 2/12/19, Memphis vs. San Antonio
Field Goal Attempts 24, 1/6/17, Boston vs. Philadelphia
Three-Point Field Goals 8, 10/29/16, Boston at Charlotte
Three-Point Attempts 14, 11/22/15, Boston at Brooklyn
Free Throws 7, 12/6/17, Detroit at Milwaukee (twice)
Free Throw Attempts 10, 11/10/17, Detroit vs. Atlanta
Offensive Rebounds 4, 3/29/17, Boston vs. Milwaukee (5 times)
Defensive Rebounds 11, 11/16/16, Boston vs. Dallas
Rebounds 13, 11/16/16, Boston vs. Dallas
Assists 7, 3/3/19, Memphis at OKC (4 times)
Steals 6, 2/23/15, Boston at Phoenix
Blocks 3, 2/22/12, Boston at Oklahoma City

POSTSEASON SINGLE-GAME HIGHS

Points 29, 5/10/17, Boston vs. Washington
Minutes 42, 5/21/17, Boston at Cleveland (3 times)
Field Goals 12, 5/10/17, Boston vs. Washington
Field Goal Attempts 23, 5/21/17, Boston at Cleveland
Three-Point Field Goals 4, 5/10/17, Boston vs. Washington (3 times)
Three-Point Attempts 10, 4/16/17, Boston vs. Chicago
Free Throws 6, 5/1/12, Boston at Atlanta
Free Throw Attempts 8, 5/1/12, Boston at Atlanta
Offensive Rebounds 3, 4/30/17, Boston vs. Washington (twice)
Defensive Rebounds 6, 5/10/17, Boston vs. Washington (twice)
Rebounds 7, 4/21/17, Boston at Chicago
Assists 7, 4/21/17, Boston at Chicago
Steals 4, 5/12/17, Boston at Washington (3 times)
Blocks 3, 5/1/12, Boston at Atlanta



AT A GLANCE

- Has appeared in 533 career games (449 starts) for Memphis, LA Clippers, Detroit and Boston
- Owns career averages of 12.0 points, 3.0 rebounds, 1.8 assists and 1.0 steal in 28.7 minutes
- Has appeared in 39 NBA Playoff games (all starts) for the Celtics
- Has been named to the NBA's All-Defensive Team twice
- Selected by the Boston Celtics with the 19th overall pick in the 2010 NBA Draft

HOW ACQUIRED: Signed with the Lakers on July 8, 2019

2018-19: (LA Clippers/Memphis Grizzlies): Appeared in 63 games (all starts), averaging 9.9 points, 2.8 rebounds and 2.4 assists in 30.2 minutes ... Scored in double figures in 30 games, including five games with 20+ and one 30-point game ... Made multiple three-pointers in 27 games ... Scored 27 points with five rebounds, seven assists and two steals on 3/3 at Oklahoma City ... Finished with 23 points, seven rebounds, seven assists and one steal on 2/27 vs. Chicago ... Scored a career-high 33 points with six rebounds, six assists and one steal on 2/12 vs. San Antonio ... Tallied 16 points (4-7 3FG), three rebounds, six assists and one block on 11/29 at Sacramento ... Missed six games with a left ankle sprain (11/5-11/17) and 12 games with a right shin contusion (3/20-4/10)

CAREER: Has been named to the NBA's All-Defensive Team twice (First Team in 2016; Second Team in 2013) ... Has appeared in 522 NBA games (449 starts) for the Grizzlies, Clippers, Pistons and Celtics ... Owns career averages of 12.0 points, 3.0 rebounds, 1.8 assists and 1.0 steal in 28.7 minutes ... Scored in double figures in 325 games, including 80 games with 20+ and four games with 30+ points ... Tallied 12 career double-doubles ... Playoffs: Has appeared in 39 playoff games (all starts), for the Celtics, averaging 12.2 points, 3.1 rebounds, 1.6 assists and 1.2 steals in 32.1 minutes ... Scored in double figures in 21 games, including seven games with 20+ points ... NBA G League: Appeared in nine games (six starts) for the Red Claws, averaging 17.1 points, 4.8 rebounds, 5.2 assists and 3.0 steals in 32.2 minutes ... Scored in double figures in eight games, including four games with 20+ points ... Career Transactions: Selected by the Boston Celtics with the 19th overall pick in the 2010 NBA Draft ... Re-signed with the Celtics on July 15, 2014 ... Acquired by the Detroit Pistons along with a 2019 second round draft pick in exchange for Marcus Morris on July 7, 2017 ... Acquired by the LA Clippers along with Tobias Harris, Boban Marjanovic, a 2018 first round draft pick and a 2019 second round draft pick in exchange for Blake Griffin, Brice Johnson and Willie Reed on January 29, 2018 ... Re-signed with the Clippers on July 9, 2018 ... Acquired by the Memphis Grizzlies in exchange for JaMychal Green and Garrett Temple on February 7, 2019 ... Waived by the Grizzlies on July 6, 2019 ... Signed with the Lakers on July 8, 2019

2017-18: (Detroit Pistons/LA Clippers): Appeared in 46 games (all starts), averaging 14.3 points, 2.5 rebounds, 2.0 assists and 1.1 steals in 31.2 minutes ... Scored in double figures in 34 games, including 12 games with 20+ points ... Made multiple three-pointers in 22 games ... Had multiple steals in 14 games ... Tallied 26 points (6-10 3FG), three rebounds, one assist, two steals and one block on 1/13 at Chicago ... Had 13 points, two rebounds, one block and a season-high-tying four steals on 12/1 at Washington ... Finished with a season-high 28 points (6-10 3FG), two rebounds, five assists and one steal on 11/15 at Milwaukee ... Recorded 12 points, five rebounds, two assists and a season-high four steals on 10/28 at LA Clippers ... Missed 25 games due to athletic pubalgia and abdominal surgery (1/30, 2/22-4/11) and eight games due to a right adductor strain and a sore right hamstring (12/15-12/30, 1/28)

2016-17: (Boston Celtics): Appeared in 55 games (all starts), averaging a career-high 16.3 points, a career-high 6.1 rebounds, 2.2 assists and 1.2 steals in 33.4 minutes ... Scored in double figures in 50 games, including 12 games with 20+ and one 30-point game ... Tallied 10 double-doubles ... Made multiple three-pointers in 30 games ... Had multiple steals in 19 games ... Scored 25 points with 10 rebounds, six assists and three steals on 12/14 at San Antonio ... Finished with 22 points, seven rebounds, one assist and a season-high five steals on 11/23 at Brooklyn ... Tallied 18 points and a career-high 13 rebounds on 11/16 vs. Dallas ... Scored a season-high 31 points (8-11 3FG) with 11 rebounds, four assists and one steal on 10/29 at Charlotte ... Missed 18 games with a sore right Achilles (1/18-2/26), four games with an illness (12/30, 3/24, 3/31-4/2), four games with a strained right Achilles (1/7-1/13) and one game with a right hamstring strain (3/5) ... Playoffs: Appeared in 18 games (18 starts), averaging 16.7 points, 3.9 rebounds, 2.3 assists and 1.3 steals in 35.8 minutes ... Scored in double figures in 14 games, including seven games with 20+ points ... Tallied 27 points, three rebounds, one assist and four steals on 5/12 at Washington ... Scored a playoff-career-high 29 points with six rebounds and three assists on 5/10 vs. Washington

2015-16: (Boston Celtics): All-Defensive First Team selection ... Appeared in 76 games (72 starts), averaging 15.2 points, 2.9 rebounds, 2.1 assists and a career-high 1.5 steals in 33.4 minutes ... Scored in double figures in 63 games, including 17 games with 20+ points ... Made multiple three-pointers in 40 games ... Had multiple steals in 35 games ... Finished with 22 points, a season-high nine rebounds, three assists and one steal on 3/21 vs. Orlando ... Tallied 20 points, three rebounds, four assists, four steals and one block on 3/20 at Philadelphia ... Scored a season-high-tying 27 points with three rebounds, one assist, four steals and one block on 1/27 vs. Denver ... Recorded 21 points, one rebound, four assists and four steals on 1/22 vs. Chicago ... Tallied 25 points, two rebounds, three assists, three steals and one block on 11/30 at Miami ... Scored a season-high 27 points (7-14 3FG) with four rebounds, one assist, two steals and one block on 11/22 at Brooklyn ... Finished with 18 points, six rebounds, three assists and four steals on 11/18 vs. Dallas ... Missed two games with a bruised lower left leg (11/11-11/13), three games with a left hip pointer (1/4-1/7) and one game for personal reasons (4/3) ... Playoffs: Started one game, totaling 18 points, three rebounds, one assist, one steal and one block ... Missed the final five games with a strained hamstring (4/19-4/28)

2014-15: (Boston Celtics): Appeared in 77 games (all starts), averaging 13.9 points, 3.1 rebounds, 1.8 assists and 1.1 steals in 31.5 minutes ... Scored in double figures in 62 games, including 12 games with 20+ and two 30-point games ... Tallied one double-double ... Made multiple three-pointers in 35 games ... Had multiple steals in 22 games ... Finished with 30 points, eight rebounds and two assists on 3/30 at Charlotte ... Had 20 points, 10 rebounds, six assists and two steals on 3/16 vs. Philadelphia ... Tallied 23 points, four rebounds, three assists and a career-high six steals on 2/23 at Phoenix ... Recorded 28 points, three rebounds, six assists, four steals and one block on 2/20 at Sacramento ... Scored a season-high 32 points with eight rebounds, one assist and three steals on 11/3 at Dallas ... Missed one game with an illness (12/12), three games with a left elbow sprain (3/6-3/9) and one game with a left quad contusion (4/15) ... Playoffs: Appeared in four games (all starts), averaging 12.3 points and 3.8 rebounds in 33.3 minutes ... Scored in double figures twice

2013-14: (Boston Celtics): Appeared in 60 games (58 starts), averaging 14.9 points, 3.8 rebounds, 1.4 assists and 1.1 steals in 30.9 minutes ... Scored in double figures in 43 games, including 16 games with 20+ points ... Tallied one double-double ... Made multiple three-pointers in 22 games ... Had multiple steals in 16 games ... Recorded 25 points (5-6 3FG), eight rebounds, two assists and one steal on 4/12 at Cleveland ... Finished with a season-high 28 points, four rebounds, one assist, one steal and one block on 3/21 at Brooklyn ... Scored 23 points (6-9 3FG) with four rebound and one assist on 3/19 vs. Miami ... Finished with 24 points, five rebounds, three assists, three steals and one block on 1/13 vs. Houston ... Tallied 13 points, 10 rebounds, two assists and one steal on 12/8 at New York ... Had 13 points, eight rebounds, three assists and three steals on 11/3 at Detroit ... Missed five games with a sprained right ankle (1/22-1/29), 14 games with a sore right ankle (2/7-3/12) and three games with a strained right Achilles (4/2-4/5)

2012-13: (Boston Celtics): All-Defensive Second Team selection ... Appeared in 50 games (all starts), averaging 9.2 points, 2.2 rebounds, 2.1 assists and 1.3 steals in 28.7 minutes ... Scored in double figures in 22 games, including one 20-point contest ... Had multiple steals in 15 games ... Tallied five points, five rebounds, four assists, a season-high five steals and one block on 3/20 at New Orleans ... Scored a season-high 22 points with seven rebounds, five assists and one steal on 3/5 at Philadelphia ... Tallied 18 points, five rebounds, four assists and two steals on 2/25 at Utah ... Finished with 13 points, four rebounds, two assists and four steals on 2/22 at Phoenix ... Had 13 points, five rebounds, four assists, three steals and one block on 2/10 vs. Denver ... Recorded 16 points (4-7 3FG), one rebound, one assist and two blocks on 1/14 vs. Charlotte ... Missed 30 games while recovering from off-season double shoulder surgery (10/30-12/30) and one game with a rib injury (1/18) ... Playoffs: Appeared in six games (all starts), averaging 6.7 points, 2.2 rebounds, 1.3 assists and 1.8 steals in 31.8 minutes ... Scored in double figures twice ... Finished with 15 points, three rebounds, four assists and three steals on 4/20 at New York

2011-12: (Boston Celtics): Appeared in 64 games (28 starts), averaging 7.6 points, 1.8 rebounds and 1.4 assists in 21.4 minutes ... Scored in double figures in 20 games, including four games with 20+ points ... Scored a season-high 28 points with one rebound, three assists and four steals on 4/20 at Atlanta ... Finished with 23 points (10-14 FG), one rebound, one assist and one steal on 4/18 vs. Orlando ... Had 17 points (5-6 3FG) and three rebounds on 4/17 at New York ... Tallied 18 points, four rebounds, five assists and one steal on 4/8 vs. Philadelphia ... Recorded 17 points, three rebounds, one assist and three steals on 3/30 at Minnesota ... Scored 23 points with three rebounds, one assist and one steal on 3/25 vs. Washington ... Finished with 12 points, two rebounds, five assists, one steal and a career-high three blocks on 2/22 at Oklahoma City ... Missed two games (1/16, 2/9) ... Playoffs: Appeared in 10 games (all starts), averaging 6.7 points and 2.0 rebounds in 24.8 minutes ... Scored in double figures twice ... Tallied 14 points, two rebounds, three assists, three steals and three blocks on 5/1 at Atlanta ... Missed the final 10 games with a left shoulder injury (5/21-6/9)

2010-11: (Boston Celtics): Appeared in 31 games (zero starts), averaging 1.7 points in 5.2 minutes ... Scored in double figures once ... Scored a season-high 20 points with three rebounds, two assists and two steals on 4/13 vs. New York ... Made his NBA debut on 11/22 at Atlanta, scoring two points with one rebound, one assist and one steal ... NBA G League (Maine Red Claws): Appeared in nine games (six starts), averaging 17.1 points, 4.8 rebounds, 5.2 assists and 3.0 steals in 32.2 minutes ... Scored in double figures in eight games, including four games with 20+ points ... Scored 25 points with 10 rebounds, five assists and three steals on 2/4 at Dakota

COLLEGE: 2009-10 (Texas): Big 12 All-Freshman Team selection ... Appeared in 34 games (32 starts), averaging 11.6 points, 2.9 rebounds, 2.1 assists and 1.3 steals in 29.5 minutes ... Shot 37.5 percent (42-112) from three-point range ... Ranked second on the team in scoring (11.6), second in steals (4.4) and second in minutes played (29.5) ... Scored in double figures in 20 games, including five games with 20+ ... Finished with 25 points (6-7 3FG) and five rebounds on 2/13 vs. Nebraska ... Scored a career-high 29 points (12-14 FG) with a career-high nine rebounds on 1/9 vs. Colorado

PERSONAL: Son of Alicia Jones and Avery Bradley Sr. ... Full name is Avery Bradley Jr. ... Spent his senior year at Findlay Prep in Henderson, NV, averaging 19.1 points, 4.6 rebounds, 2.9 assists and 2.9 steals ... Led Findlay to a 33-0 record and the high school national championship ... A McDonald's All-American and Jordan All-American ... Won the slam dunk contest at the McDonald's All-American Game ... Became a Texas fan when his family lived in Arlington, TX from 2001-04 ... If he wasn't an NBA player, he would be a school teacher ... Favorite movie is Remember the Titans ... Holds an annual summer basketball camp in Trinidad and is a big supporter of military initiatives ... His father served 20+ years in the military





DEVONTAE CACOK

Height: 6'7

Weight: 240

Born: 10/8/96 (Chicago, IL)

High School: Alpharetta (Alpharetta, GA)

College: UNC Wilmington

Experience: Rookie

12

COLLEGIATE CAREER STATISTICS

Year	Team	G	GS	MIN	FG	FGA	PCT	3FG	3FGA	PCT	FT	FTA	PCT	OFF	DEF	TOT	A	PF	STL	TO	BLK	PTS	AVG
15-16	UNCW	29	4	264	43	66	.652	0	0	---	11	27	.407	31	52	83	2	58	11	14	7	97	3.3
16-17	UNCW	35	33	907	184	230	.800	0	0	---	63	107	.589	125	218	343	15	121	37	38	44	431	12.3
17-18	UNCW	32	29	942	221	378	.585	0	0	---	123	201	.612	162	269	431	28	124	33	72	18	565	17.7
18-19	UNCW	33	31	951	203	344	.590	1	1	1.000	93	155	.600	132	273	405	21	115	31	74	22	500	15.2
TOTALS		129	97	3064	651	1018	.639	1	1	1.000	290	490	.592	450	812	1262	66	418	112	198	91	1593	12.3

CAREER HIGHS

COLLEGIATE SINGLE-GAME HIGHS

Points	35, 11/30/17, UNCW at East Carolina
Minutes	43, 1/3/19, UNCW at James Madison
Field Goals	16, 11/30/17, UNCW at East Carolina (twice)
Field Goal Attempts	22, 2/17/18, UNCW vs. Coll. of Charleston
Three-Point Field Goals	1, 2/16/19, UNCW vs. Hofstra
Three-Point Attempts	1, 2/16/19, UNCW vs. Hofstra
Free Throws	10, 1/12/19, UNCW vs. Drexel
Free Throw Attempts	13, 1/12/19, UNCW vs. Drexel (twice)
Offensive Rebounds	11, 11/18/18, UNCW vs. Allen (twice)
Defensive Rebounds	16, 1/25/18, UNCW vs. James Madison
Rebounds	26, 11/18/18, UNCW vs. Allen
Assists	3, 1/13/18, UNCW vs. Northeastern (3 times)
Steals	5, 1/24/19, UNCW vs. William & Mary (twice)
Blocks	4, 2/4/17, UNCW vs. Delaware (4 times)

AT A GLANCE

- Played in 129 games (97 starts) over four years at UNC Wilmington, averaging 12.3 points and 9.8 rebounds in 23.8 minutes
- Shot an NCAA single-season record 80.0 percent (184-230) from the field as a sophomore in 2016-17
- Signed by the Lakers as a free agent on July 9, 2019
- Was a member of the team's California Classic and Las Vegas Summer League rosters in 2019

HOW ACQUIRED: Signed by the Lakers as a free agent on July 9, 2019

COLLEGE: Appeared in 129 games (97 starts), averaging 12.3 points and 9.8 rebounds in 23.8 minutes ... Shot 63.9 percent from the field (651-1018) for his career ... Scored in double-figures in 83 games, including 20 games with 20+ points and two 30-point games ... Tallied 59 point-rebound double-doubles ... 2018-19 (UNCW): All-CAA First Team selection ... CAA All-Defensive team selection ... Appeared in 33 games (31 starts), averaging 15.2 points and 12.3 rebounds in 28.8 minutes ... Shot 59.0 percent from the field (203-344) ... Ranked first in the CAA in field goal percentage (.590), first in rebounds (405) and first in rebounds per game (12.3) ... Ranked second in the NCAA in rebounds per game ... Scored in double figures in 28 games, including seven games with 20+ points ... Scored a season-high 27 points with 19 rebounds on 12/29 vs. College of Charleston ... Had double-digit rebounds in 24 games, including nine games with 16+ and a career-high 26 rebounds once ... Tallied 24 double-doubles ... 2017-18 (UNCW): All-CAA First Team selection ... CAA All-Defensive team selection ... Appeared in 32 games (29 starts), averaging 17.7 points, 13.5 rebounds and 1.0 steal in 29.4 minutes ... Shot 58.5 percent from the field (221-378) ... Ranked first in the CAA in field goal percentage (.585), first in rebounds (431) and first in rebounds per game ... Ranked first in the NCAA in rebounds per game ... Scored in double figures in 30 games, including 10 games with 20+ and one 30-point game ... Scored a career-high 35 points with 12 rebounds on 11/30 at East Carolina ... Had double-digit rebounds in 23 games, including 15 games with 15+ and three games with 20+ ... Tallied 22 double-doubles ... 2016-17 (UNCW): CAA Defensive Player of the Year ... All-CAA Third Team selection ... CAA All-Defensive team selection ... Appeared in 35 games (33 starts), averaging 12.3 points, 9.8 rebounds, 1.1 steals and 1.3 blocks in 25.9 minutes ... Shot an NCAA single-season record 80.0 percent from the field (184-230) ... Ranked first in the CAA in field goal percentage (.800), first in rebounds (343) and second in rebounds per game (9.8) ... Scored in double figures in 22 games, including three games with 20+ points and one 30-point game ... Scored a season-high 34 points with 19 rebounds on 12/3 vs. Pfeiffer ... Had double-digit rebounds in 16 games, including six games with 15+ and one 20-rebound game ... Tallied 13 double-doubles ... 2015-16 (UNCW): Appeared in 29 games (four starts), averaging 3.3 points and 2.9 rebounds in 9.1 minutes ... Scored in double figures in three games ... Scored a season-high 13 points with seven rebounds on 11/28 at ETSU

PERSONAL: Son of Harry and Rose-Lewis Cacok ... Averaged 22 points and 12 rebounds as a senior at Alpharetta High School ... Was named the team MVP and led the team to the 2013-14 regional title





KENTAVIOUS CALDWELL-POPE

Height: 6'5

Weight: 205

Born: 2/18/93 (Thomaston, GA)

High School: Greenville (Greenville, GA)

College: Georgia

Experience: 6 years pro

1

CAREER REGULAR SEASON STATISTICS

Year	Team	G	GS	MIN	FG	FGA	PCT	3FG	3FGA	PCT	FT	FTA	PCT	OFF	DEF	TOT	A	PF	DQ	STL	TO	BLK	PTS	AVG
13-14	DET	80	41	1583	182	460	.396	59	185	.319	47	61	.770	38	118	156	55	145	0	75	28	12	470	5.9
14-15	DET	82	82	2587	390	972	.401	153	444	.345	110	158	.696	46	209	255	109	161	1	93	94	18	1043	12.7
15-16	DET	76	76	2789	403	960	.420	114	369	.309	185	228	.811	70	212	282	138	167	0	110	105	17	1105	14.5
16-17	DET	76	75	2529	370	928	.399	153	437	.350	154	185	.832	55	193	248	193	118	0	89	86	12	1047	13.8
17-18	LAL	74	74	2458	340	798	.426	159	415	.383	153	194	.789	60	327	387	162	145	0	106	97	16	992	13.4
18-19	LAL	82	23	2035	325	756	.430	151	435	.347	137	158	.867	48	190	238	110	137	0	73	65	13	938	11.4
TOTALS		470	371	13981	2010	4874	.412	789	2285	.345	786	984	.799	317	1249	1566	767	873	1	546	475	88	5595	11.9

CAREER POSTSEASON STATISTICS

Year	Team	G	GS	MIN	FG	FGA	PCT	3FG	3FGA	PCT	FT	FTA	PCT	OFF	DEF	TOT	A	PF	STL	TO	BLK	PTS	AVG	
15-16	DET	4	4	161	22	50	.440	12	27	.444	5	7	.714	2	15	17	11	7	0	7	2	1	61	15.3
TOTALS		4	4	161	22	50	.440	12	27	.444	5	7	.714	2	15	17	11	7	0	7	2	1	61	15.3

CAREER HIGHS

REGULAR SEASON SINGLE-GAME HIGHS

Points 38, 2/1/17, Detroit vs. New Orleans
 Minutes 49, 12/18/15, Detroit at Chicago
 Field Goals 13, 4/7/19, Los Angeles vs. Utah
 Field Goal Attempts 31, 4/9/19, Los Angeles vs. Portland
 Three-Point Field Goals 8, 3/19/19, L.A. at Milwaukee (4 times)
 Three-Point Attempts 16, 1/9/15, Detroit vs. Atlanta
 Free Throws 8, 1/15/19, L.A. vs. Chicago (5 times)
 Free Throw Attempts 10, 1/15/19, L.A. vs. Chicago (4 times)
 Offensive Rebounds 4, 10/30/16, Detroit vs. Milwaukee (5 times)
 Defensive Rebounds 12, 2/26/18, Los Angeles at Atlanta
 Rebounds 14, 2/26/18, Los Angeles at Atlanta
 Assists 10, 11/25/16, Detroit vs. LA Clippers
 Steals 5, 11/25/18, L.A. vs. Orlando (twice)
 Blocks 3, 1/31/15, Detroit vs. Houston

POSTSEASON SINGLE-GAME HIGHS

Points 21, 4/17/16, Detroit at Cleveland
 Minutes 43, 4/24/16, Detroit vs. Cleveland (twice)
 Field Goals 7, 4/22/16, Detroit vs. Cleveland (twice)
 Field Goal Attempts 14, 4/22/16, Detroit vs. Cleveland (twice)
 Three-Point Field Goals 4, 4/17/16, Detroit at Cleveland
 Three-Point Attempts 8, 4/22/16, Detroit vs. Cleveland (twice)
 Free Throws 3, 4/17/16, Detroit at Cleveland
 Free Throw Attempts 4, 4/17/16, Detroit at Cleveland
 Offensive Rebounds 2, 4/24/16, Detroit vs. Cleveland
 Defensive Rebounds 8, 4/20/16, Detroit at Cleveland
 Rebounds 8, 4/20/16, Detroit at Cleveland
 Assists 5, 4/24/16, Detroit vs. Cleveland
 Steals 4, 4/22/16, Detroit vs. Cleveland
 Blocks 1, 4/20/16, Detroit at Cleveland

KENTAVIOUS CALDWELL-POPE

AT A GLANCE

- Has appeared in 470 career games (371 starts) for Los Angeles and Detroit, averaging 11.9 points, 3.3 rebounds and 1.6 assists per game
- Was the only player on the Lakers roster to appear in all 82 games last season
- One of 18 players in NBA history to convert at least 785 three-pointers in their first six professional seasons
- Selected by the Detroit Pistons with the eighth overall pick in the 2013 NBA Draft

HOW ACQUIRED: Re-signed with the Lakers on July 6, 2019

2018-19: (Los Angeles Lakers): Was the only player on the Lakers roster this season to appear in all 82 games (23 starts), averaging 11.4 points, 2.9 rebounds and 1.3 assists in 24.8 minutes ... Scored in double figures 42 times, including 12 20+ performances and three 30+ contests ... Led the team in scoring nine times, assists once, steals 19 times, blocks three times and minutes four times ... Connected on at least five 3FG in nine games this season ... Finished the season strong, averaging 23.8 points, 4.8 rebounds, 5.0 assists and 1.2 steals over the team's final five games ... Finished with 32 points in second consecutive game, also adding a season-best eight assists and five rebounds in final game of season 4/9 vs. POR, good for his third 30+ outing of the year and the eighth of his career ... Had 32 points 4/7 vs. UTA, including 23 points in the second half to tie his single-half career high ... Scored team-high 29 points (6-12 3FG) with five rebounds 3/26 vs. WAS ... In return to starting lineup 3/24 vs. SAC, had 16 points, a season-high eight rebounds and four assists in 33 minutes ... Had a season-high 35 points (12-20 FG, 8-14 3FG) off the bench 3/19 at MIL, his highest scoring outing as a Laker and the team's top total for a reserve this season ... He became the sixth player in the NBA to score 35+ off the bench in 2018-19, the highest total by a Lakers player since 2016 (35, L. Williams, 12/9/2016 vs. PHX) ... Scored 24 points (4-8 3FG, 6-6 FT) with six rebounds and two steals off the bench 3/12 at CHI ... Finished with a then-season-high 26 points, three rebounds and two steals in 28 minutes 12/30 vs. SAC ... Recorded then-season-highs in points (25) and assists (five) 12/16 at WAS, his first 20-point game of the year ... Scored 13 points, including a career-high-tying eight free throws 11/30 vs. DAL ... In that game, his season-best streak of consecutive free throws made ended at 26 ... Registered a season-high and career-high-tying five steals 11/25 vs. ORL ... Scored a then-season-high 14 points with two rebounds, one steal and one assist in a team-high 33 minutes 10/24 at PHX, his first game off the bench in 2018-19 ... Totaled five points and two rebounds in season-opener 10/18 at POR

CAREER: Has appeared in 470 NBA games (371 starts) for the Lakers and Pistons ... Owns career averages of 11.9 points, 3.3 rebounds, 1.6 assists and 1.2 steals in 29.7 minutes ... Has scored 10+ points in 275 games, 20+ points in 76 games and 30+ points in eight games ... Owns six career double-doubles ... One of 18 players in NBA history to convert at least 785 three-pointers in their first six professional seasons ... Has missed just 22 games through his first five professional seasons ... Member of the 2016 USA Men's Select Team ... Participated in the BBVA Compass Rising Stars Challenge at NBA All-Star 2015, recording eight points, two assists and two steals in 20 minutes for the U.S. team ... Playoffs: Has appeared in four playoff games for the Pistons, averaging 15.3 points, 4.3 rebounds, 2.8 assists and 1.8 steals in 40.3 minutes ... Career Transactions: Selected by the Detroit Pistons with the eighth overall selection in the 2013 NBA Draft ... Signed with the Lakers as a free agent on July 13, 2017 ... Re-signed with the Lakers on July 6, 2018 ... Re-signed with the Lakers on July 6, 2019

2017-18: (Los Angeles Lakers): Appeared in 74 games (all starts), averaging 13.4 points, 5.2 rebounds, 2.2 assists and 1.4 steals in 33.2 minutes ... On the season, recorded career bests in field goal percentage (.426), three-point percentage (.383) and rebound average (5.2) ... Scored in double figures in 55 games, including 13 20+ point performances and one game with 30+ ... Led the team in scoring eight times, rebounds nine times, assists twice, steals 28 times and blocks six times ... Shot a career-best 42.6 percent from the field on the season ... Pulled down a career-high 14 rebounds along with 10 points on 2/26 at Atlanta ... Scored season-high 34 points (12-20 FG, 8-14 3FG) with seven rebounds on 2/24 at Sacramento ... Finished with a season-high eight assists, along with eight rebounds and five points on 2/14 at NOP ... Swiped a ca-reer-high five steals, along with 10 points and four rebounds on 1/11 vs. SAS ... Scored 20+ points in fourth straight game 11/29 vs. GSW (21 points), the longest 20+ scoring streak of his career ... Recorded 13 points, six rebounds, two assists and one steal on 10/31 vs. DET, his first meeting against his former team ... Registered 20 points (7-11 FG), two rebounds, one assist, two steals and one block in his Lakers debut on 10/22 vs. NOP ... Missed two games due to NBA suspension (10/19-10/20), four games due to personal reasons (12/14, 12/20, 12/31-1/1) and two games due to right Achilles tendon strain (1/19-1/21)

2016-17: (Detroit Pistons): Appeared in 76 games (75 starts), averaging 13.8 points, 3.3 rebounds, 2.5 assists and 1.2 steals in 33.3 minutes ... Scored 10+ points 49 times, including 20 games of 20+ points and two games of 30+ points ... Posted one double-double ... Led the team in scoring 17 times, rebounding twice and assists eight times ... Recorded his 400th career 3FG on 1/1 at MIA and 400th career assist on 12/28 vs. MIL ... Became just the fourth player in Pistons franchise history to connect on 100+ 3FG in three straight seasons, knocking down 153 this year ... Finished the year ranked seventh on Detroit's all-time 3FG list (479) ... Recorded a single-season career-best 19.4 assists ... Scored a career-best 38 points on 2/1 vs. New Orleans, going along with highs in 3FG (8) and steals (4) ... Also notched the Pistons individual marks for single-game points (38) and points in a quarter (17) ... Dished out a career-high 10 assists on 11/25 vs. LAC, going along with 16 points for his only double-double of the year ... Missed five games due to injury: one with a right knee contusion (12/11) and four with a left rotator cuff strain (1/13-1/22)

2015-16: (Detroit Pistons): Appeared in 76 games (all starts), averaging 14.5 points, 3.7 rebounds, 1.8 assists and 1.5 steals in 36.7 minutes ... Ranked fourth in the NBA in minutes per game (36.7) and 28th in steals per game (1.5 spg) ... Led the team in scoring 17 times and in assists four times ... Scored 10+ points 59 times, 20+ points 16 times and 30+ points once ... Grabbed 10+ rebounds once and recorded one double-double ... Scored a then-career-high 31 points (10-16 FG, 3-4 3FG, 8-8 FT) on 12/16 vs. BOS ... Tied a career-high 10 rebounds (career-high 10 defensive) on 1/2 at IND ... Tied a career-high four steals four times ... Recorded a season-high two blocks twice, both coming against ATL ... Played a career-high 49 minutes on 12/18 at CHI ... Led the team in total minutes for the second consecutive season ... His 2,789 minutes were the most by a Piston since Tayshaun Prince's 3,057 minutes in 2008-09 ... Scored his 2,000th career point on 1/4 vs. ORL and played in his 200th career game on 1/12 vs. SAS ... Recorded his 200th career steal on 12/6 vs. LAL ... Made 100+ 3FG (114) for the second consecutive season and connected on three or more 3-pointers 12 times ... Recorded career highs in FTM (185) and FTA (228) and shot a career-high 81.1 percent from the charity stripe ... Had career highs in free throws made (7) and attempted (10) on 11/29 at BRK ... Missed six games due to injury: four with a core muscle strain (2/4-2/10), one due to illness (3/23) and one for rest (4/13) ... Playoffs: (Detroit Pistons): Appeared in four games (all starts), averaging 15.3 points, 4.3 rebounds, 2.8 assists and 1.8 steals in 40.3 minutes ... Scored in double figures three times, including one 20-point game



2014-15: (Detroit Pistons): Appeared in career-high 82 games (all starts), averaging 12.7 points, 3.1 rebounds, 1.3 assists and 1.1 steals in 31.5 minutes ... Scored 10+ points 55 times and 20+ points four times ... Led the team in scoring 10 times and in assists once ... Scored season-high 28 points on 1/31 vs. HOU and grabbed season-high eight rebounds twice ... Dished out career-high five assists on 12/7 vs. OKC and tied career-high four steals three times ... Recorded career-high three blocks on 1/31 vs. HOU and tied a career-high 44 minutes on 3/22 at BOS ... Was one of only 11 players in the NBA to start all 82 games ... Recorded his first 1,000-point season and recorded career-high totals in points (1,043), field goals (390), 3FG (153), rebounds (255), assists (109), steals (93), blocks (18) and minutes (2,587) ... Led the team in total minutes and minutes per game (31.5) ... Led the team in 3FG made (153) and attempted (444) ... Made career-high six 3-pointers twice ... Improved his scoring from the previous season by 6.8 points which ranked second in the NBA (Jimmy Butler – 6.9 points) among players who played 50+ games in both seasons

2013-14: (Detroit Pistons): Appeared in 80 games (41 starts), averaging 5.9 points and 2.0 rebounds in 19.8 minutes per game ... Scored 10+ points 15 times, 20+ points once and 30+ points once ... Led the team in scoring once and in rebounding once ... In 41 games as a starter, averaged 7.9 points (.410 FG, .344 3FG, .722 FT), 2.5 rebounds, 0.9 assists, 1.2 steals and 26.5 minutes compared to 3.8 points, 1.3 rebounds, 0.4 assists and 12.7 minutes in 39 games as a reserve ... Among NBA rookie leaders, ranked 13th in scoring (5.9 ppg), 15th in rebounds (2.0 rpg) and 3rd in steals (0.9 spg) ... Scored a then-career-high 30 points (11-19 FG, 5-7 3FG) on 4/16 at OKC ... Grabbed career-high 10 rebounds on 3/19 at DEN ... Dished out career-high four assists on 1/22 at MIL ... Blocked career-high two shots on 3/29 at PHI and recorded career-high four steals three times ... Played career-high 44 minutes twice ... DNP-CD twice

COLLEGE: 2012-13 (Georgia): Was an early entry candidate for the 2013 NBA Draft ... Named 2012-13 SEC Player of the Year by both the coaches and the media ... All-SEC First Team selection ... As a sophomore, ranked second in the SEC in scoring with 18.5 points per game ... Was one of only nine players in all of NCAA Division I to score in double figures in each of his team's games ... Finished third in the SEC in three-point percentage (37.3) and second in three-pointers per game (2.6) ... Also led the team in rebounds (7.1 rpg), steals (2.0 spg) and minutes (33.9 mpg) ... Recorded seven double-doubles on the season ... In his final collegiate game, scored a career-high 32 points (25 in second half), against LSU 3/14 in the SEC tournament ... 2011-12 (Georgia): As a freshman, averaged 13.2 points, 5.2 rebounds, 1.2 assists and 1.8 steals in 32.1 minutes per game ... Named to the Coaches' Freshman All-SEC Team ... Earned SEC Freshman of the Week honors once (12/19/11) ... Scored a season-high 25 points vs. Ole Miss 1/21 ... His 25 points marked the most by a UGA freshman in almost 13 years

PERSONAL: Full name is Kentavious Tannell Caldwell-Pope ... He and his wife, McKenzie Caldwell-Pope, have two sons, KJ and Kenzo ... Son of Rhonda Caldwell and Lawrence Pope ... His favorite TV shows are Criminal Minds and Power ... Lists golf as his hidden talent ... Includes making it to the NBA as his biggest accomplishment to date ... Enjoys watching YouTube videos and playing video games ... Lists his parents as his role models ... Enjoys visiting patients in hospitals and working youth basketball clinics ... As a high school senior, participated in the McDonald's All-American Game as well as the Jordan Brand Classic



JORDAN CAROLINE

17

Height: 6'7
Weight: 235
Born: 1/15/96 (Champaign, IL)
High School: Montverde Academy (Montverde, FL)
College: Nevada
Experience: Rookie

COLLEGIATE CAREER STATISTICS

Year	Team	G	GS	MIN	FG	FGA	PCT	3FG	3FGA	PCT	FT	FTA	PCT	OFF	DEF	TOT	A	PF	STL	TO	BLK	PTS	AVG
14-15	S. Illinois	33	32	844	100	223	.448	2	3	.667	101	153	.660	79	127	206	29	68	23	53	8	303	9.2
16-17	Nevada	35	34	1230	174	376	.463	28	83	.337	148	251	.590	122	199	321	68	83	39	62	11	524	15.0
17-18	Nevada	37	36	1290	221	466	.474	36	111	.324	178	251	.709	98	221	319	82	87	26	71	6	656	17.7
18-19	Nevada	33	33	1171	193	427	.452	46	125	.368	130	207	.628	83	235	318	63	72	21	82	10	562	17.0
TOTALS		138	135	4535	688	1492	.461	112	322	.348	557	862	.646	382	782	1164	242	310	109	268	35	2045	14.8

CAREER HIGHS

COLLEGIATE SINGLE-GAME HIGHS

Points 45, 1/7/17, Nevada at New Mexico
Minutes 43, 3/16/18, Nevada vs. Texas (3 times)
Field Goals 17, 1/7/17, Nevada at New Mexico
Field Goal Attempts 29, 1/7/17, Nevada at New Mexico
Three-Point Field Goals 6, 2/6/19, Nevada at Colorado State
Three-Point Attempts 9, 2/23/19, Nevada vs. Fresno State
Free Throws 14, 11/13/17, Nevada vs. Rhode Island
Free Throw Attempts 17, 11/22/18, Nevada vs. Tulsa (twice)
Offensive Rebounds 9, 2/14/15, S. Illinois vs. Evansville (twice)
Defensive Rebounds 12, 2/9/19, Nevada vs. New Mexico (6 times)
Rebounds 16, 1/12/19, Nevada at Fresno St. (3 times)
Assists 7, 1/2/19, Nevada vs. Utah State
Steals 5, 2/12/17, Nevada at San Diego State
Blocks 2, 1/15/19, Nevada at Boise St. (3 times)

AT A GLANCE

- Played in 138 games (135 starts) at Southern Illinois and Nevada, averaging 14.8 rebounds, 8.4 rebounds and 1.8 assists
- Left Nevada as the Mountain West's all-time leader in career rebounds (958)
- Signed by the Lakers as a free agent on July 20, 2019
- Was a member of the team's California Classic and Las Vegas Summer League rosters in 2019



HOW ACQUIRED: Signed by the Lakers as a free agent on July 20, 2019

COLLEGE: Appeared in 138 games (135 starts), averaging 14.8 points, 8.4 rebounds and 1.8 assists in 32.9 minutes ... Left Nevada as the Mountain West's all-time leader in career rebounds (958) ... Scored in double figures in 105 games, including 34 games with 20+, three 30+ games and two 40+ contests ... Tallied 48 double-doubles ... 2018-19 (Nevada): All-Mountain West First Team selection ... MWC All-Defensive Team selection ... Appeared in 33 games (all starts), averaging 17.0 points, 9.6 rebounds and 1.9 assists in 35.5 minutes ... Ranked second in the MWC in total rebounds (318), third in defensive rebounds (235), fourth in offensive rebounds (83), fifth in points (562), fifth in free throws (130) and seventh in field goal percentage (.452) ... Scored in double figures in 29 games, including eight games with 20+ and one 40-point game ... Scored a season-high 40 points with 12 rebounds and three assists on 2/6 at Colorado State ... Had double-digit rebounds in 19 games ... Tallied 18 double-doubles ... 2017-18 (Nevada): All-Mountain West First Team selection ... Appeared in 37 games (36 starts), averaging 17.7 points, 8.6 rebounds and 2.2 assists in 34.9 minutes ... Ranked second in the MWC in free throws (178), third in offensive rebounds (98), third in defensive rebounds (221), fourth in rebounds (319), fourth in rebounds per game (8.6) and sixth in points per game (17.7) ... Scored in double figures in 33 games, including 17 games with 20+ points ... Scored a season-high 29 points with nine rebounds on 1/24 at Wyoming ... Had double-digit rebounds in 14 games ... Tallied 13 double-doubles ... 2016-17 (Nevada): All-Mountain West Second Team selection ... Mountain West Championship Most Valuable Player ... Appeared in 35 games (34 starts), averaging 15.0 points, 9.2 rebounds, 1.9 assists and 1.1 steals in 35.1 minutes ... Ranked first in the MWC in offensive rebounds (122), second in total rebounds (321), second in rebounds per game (9.2), third in free throws (148) and ninth in points per game (15.0) ... Scored in double figures in 27 games, including nine games with 20+, two games with 30+ and one 40-point game ... Scored a career-high 45 points with 13 rebounds on 1/7 at New Mexico ... Had double-digit rebounds in 16 games ... Tallied 14 double-doubles ... 2014-15 (Southern Illinois): Missouri Valley Conference All-Freshman Team selection ... Appeared in 33 games (32 starts), averaging 9.2 points and 6.2 rebounds in 25.6 minutes ... Ranked third in the MVC in offensive rebounds (79), fourth in defensive rebounds (127), fourth in total rebounds (206), fourth in rebounds per game (6.2) and seventh in free throws (101) ... Scored in double figures in 16 games ... Scored a season-high 16 points with 13 rebounds on 12/22 vs. Murray State ... Had double-digit rebounds in six games ... Tallied three double-doubles

PERSONAL: Son of Jayna Caroline ... Attended Montverde Academy and won back-to-back national titles in 2013 and 2014 ... As a senior, led his team to a 28-0 record ... Grandfather, J.C. Caroline, played for the Chicago Bears and is in the College Football Hall of Fame ... Father, Simeon Rice, played 12 seasons in the NFL for Arizona, Tampa Bay, Denver and Indianapolis ... Sports heroes are Kobe Bryant and LeBron James ... Has a son named J.C.



ALEX CARUSO

Height: 6'5
Weight: 186
Born: 2/28/94 (College Station, TX)
High School: A&M Consolidated (College Station, TX)
College: Texas A&M
Experience: 2 years pro



CAREER REGULAR SEASON STATISTICS

Year	Team	G	GS	MIN	FG	FGA	PCT	3FG	3FGA	PCT	FT	FTA	PCT	OFF	DEF	TOT	A	PF	DQ	STL	TO	BLK	PTS	AVG
17-18	LAL	37	7	562	50	116	.431	13	43	.302	21	30	.700	15	50	65	75	52	0	23	42	10	134	3.6
18-19	LAL	25	4	531	77	173	.445	24	50	.480	51	64	.797	20	47	67	77	54	0	24	42	9	229	9.2
TOTALS		62	11	1093	127	289	.439	37	93	.398	72	94	.766	35	97	132	152	106	0	47	84	19	363	5.9

CAREER HIGHS

REGULAR SEASON SINGLE-GAME HIGHS

Points 32, 4/5/19, Los Angeles at LA Clippers
Minutes 43, 4/7/19, Los Angeles vs. Utah
Field Goals 10, 4/5/19, Los Angeles at LA Clippers
Field Goal Attempts 20, 4/7/19, Los Angeles vs. Utah
Three-Point Field Goals 5, 4/5/19, Los Angeles at LA Clippers
Three-Point Attempts 7, 4/5/19, Los Angeles at LA Clippers
Free Throws 7, 4/5/19, Los Angeles at LA Clippers
Free Throw Attempts 8, 3/15/19, Los Angeles at Detroit
Offensive Rebounds 3, 3/19/19, L.A. at Milwaukee (twice)
Defensive Rebounds 8, 4/5/19, Los Angeles at LA Clippers
Rebounds 10, 4/5/19, Los Angeles at LA Clippers
Assists 13, 4/9/19, Los Angeles vs. Portland
Steals 5, 3/17/19, Los Angeles at New York
Blocks 3, 3/17/19, Los Angeles at New York

AT A GLANCE

- Appeared in 25 games (four starts), averaging 9.2 points, 2.7 rebounds and 3.1 assists for Los Angeles last season
- Averaged 14.0 points, 3.7 rebounds, 5.9 assists and 2.2 steals as a two-way player for the South Bay Lakers last year
- Originally signed as the first two-way player in team history on July 13, 2017



HOW ACQUIRED: Re-signed with the Lakers on July 7, 2019

2018-19: Appeared in 25 games (4 starts), averaging 9.2 points, 2.7 rebounds and 3.1 assists in 21.2 minutes ... Had 3 double-doubles this season, with each coming in the final games of the season ... Scored in double figures in 11 games, including two 20-point games and one 30+ contest ... Led the team in scoring once, rebounds once, assists three times, steals seven times, blocks three times and minutes twice ... Upped his career-high assist total for second straight game 4/9 vs. POR, totaling 13 dimes with 12 points and seven rebounds for his third consecutive double-double ... Totaled 18 points and 11 assists 4/7 vs. UTA ... Put together one of the best games of his career 4/5 at LAC, finishing with a career-high 32 points (5-7 3FG, 7-7 FT), 10 rebounds, five assists and two steals, good for his first career double-double ... He became the first Laker since Pau Gasol (2009) to record that line in a game ... Made first start of season 4/4 vs. GSW, finishing with nine points, five rebounds and six assists ... Had a then-career-best 23 points (7-11 FG, 4-4 3FG) with six assists and four steals 3/31 at NOP, becoming the first Lakers player to reach or surpass those totals off the bench since steals became an official stat (1973-74) ... Tallied 12 points with career-highs in steals (five) and blocks (three) 3/17 at NYK, becoming the first reserve in the NBA to have at least five steals and three blocks in a single game this season ... Matched 16 points in second straight game 3/15 at DET ... Had then-career-high 16 points (5-7 FG) with five assists and five rebounds 3/14 at TOR ... Scored first points of the season 1/21 vs. GSW, finishing with six points (2-3 FG), one assist and a team-high two blocks ... Made first appearance of the season 12/27 at SAC ... DNP-CD five times (2/21, 2/25-3/2) ... NBA G League (South Bay Lakers): Appeared in 27 games (26 starts) for the South Bay Lakers, averaging 14.0 points, 3.7 rebounds, 5.9 assists and 2.2 steals in 28.5 minutes per game ... Scored in double figures in 21 games, including four games with 20+ points ... Totaled four double-doubles for the season ... Led the team in points four times, rebounds once, assists 10 times, steals 14 times, blocks five times and minutes nine times ... Tallied career-high 15 assists along with 19 points, three rebounds and four steals 2/2 at Texas ... Scored 20 points with five rebounds and seven steals 12/29 vs. Northern Arizona ... Had 28 points (including 19 in the fourth quarter), six rebounds, seven assists and three steals in win 12/3 at Windy City ... Scored 11 points with four assists, including a game-winning field goal with 2 seconds remaining 12/1 at Memphis ... Finished with 26 points, seven rebounds and 11 assists, including a go-ahead three-pointer in the game's final seconds to seal South Bay's first win of the season 11/12 vs. Iowa ... Missed one game with a left ankle sprain (11/28) and three games with a right knee contusion (1/3-1/12)

CAREER: Has appeared in 62 games (11 starts) for Los Angeles, averaging 5.9 points, 2.1 rebounds and 2.5 assists in 17.6 minutes ... Scored in double figures in 13 games, including two games with 20+ and one 30-point contest ... Tallied three career double-doubles ... NBA G League: All-NBA G League Second Team (2018) ... Has appeared in 106 games (97 starts) for the Lakers and Blue, averaging 14.4 points, 3.8 rebounds, 6.1 assists and 2.1 steals in 29.9 minutes ... Scored in double figures in 77 games, including 21 games with 20+, two games with 30+ and one 40-point contest ... Tallied 12 double-doubles ... Career Transactions: Signed with the Oklahoma City Thunder on September 23, 2016 ... Waived by the Thunder on October 17, 2016 ... Signed a two-way contract with the Los Angeles Lakers on July 13, 2017 ... Re-signed with the Lakers on July 7, 2019

2017-18: Appeared in 37 games (7 starts), averaging 3.6 points, 1.8 rebounds and 2.0 assists in 15.2 minutes ... Led the team in assists three times, steals eight times and blocks once ... Tallied 15 points and seven rebounds, both career highs, in season finale on 4/11 at LAC ... Totaled nine points, four rebounds, six assists and two steals on 4/10 vs. HOU ... In first career start, finished with seven points, four rebounds, two assists, one steal and one block on 4/1 vs. SAC ... Totaled six points, four rebounds and six assists on 3/30 vs. MIL ... Finished with nine points, four rebounds and a career-high eight assists on 1/21 vs. NYK ... In his NBA debut, totaled two points, one rebound and two assists on 10/19 vs. LAC ... Inactive for 44 games ... DNP-CD once ... NBA G League (South Bay Lakers): Appeared in 29 games (25 starts), averaging 19.0 points, 3.8 rebounds, 7.8 assists and 2.0 steals in 30.6 minutes ... Selected to the All-NBA G League Second Team ... Finished second in the NBA G League Defensive Player of the Year voting ... Scored in double figures 26 times, including 11 games of 20+, two games of 30+ and one 40-point game ... Tallied six double-doubles ... Recorded 10 points and a career-high-tying 13 assists on 3/17 vs. Raptors 905 ... Finished with eight points, two rebounds, nine assists and a career-high-tying seven steals on 12/19 at Delaware ... Notched career-high 41 points along with 12 assists on 12/8 vs. Sioux Falls ... Tallied 18 points, seven rebounds, six assists and a career-high seven steals on 11/18 at Austin ... Missed one game due to left calf strain (12/11), one game due to right knee contusion (3/3) and two games due to a concussion (3/23-3/24)

2016-17: NBA G League (Oklahoma City Blue): Appeared in 50 games (46 starts), averaging 11.9 points, 3.9 rebounds, 5.2 assists and 2.2 steals in 30.3 minutes ... Finished the season ranked first in the NBA G League in total steals (107) and fourth in steals per game (2.2) ... Had two double-doubles ... Scored in double figures in 30 of 50 games, including six games with 20+ points ... Scored a season-high 23 points 12/20 vs. Rio Grande Valley and 2/25 vs. Salt Lake City ... Had a career-high six steals 2/12 at Santa Cruz, one of three games with 5+ steals ... In six postseason contests, averaged 11.2 points, 6.3 assists, 3.5 rebounds and 1.8 steals in 31.1 minutes

INTERNATIONAL: Played two games with Team USA as part of the USA's World Cup Qualifying rounds in 2018, averaging 7.0 points and 2.5 rebounds in 21.0 minutes

COLLEGE: Concluded his career as Texas A&M's all-time leader in assists (649) and steals (276) ... Posted 46 double-figure point games, including six games with 20+ points ... 2015-16 (Texas A&M): All-SEC Second Team and SEC All-Defensive Team selection ... Started all 37 games, averaging 8.1 points, 3.6 rebounds, 5.0 assists and 2.1 steals per game ... Ranked first in the SEC in steals (2.1) and fourth in assists (5.0) ... 2014-15 (Texas A&M): Co-SEC Player of the Week once ... Started all 33 games, averaging 9.1 points, 4.6 rebounds, 5.5 assists and 2.1 steals per game ... Ranked first in the SEC in assists (5.5) and second in steals (2.1) ... Posted his only career double-double on 1/31 vs. Vanderbilt ... 2013-14 (Texas A&M): Appeared in 34 games (33 starts), averaging 9.0 points, 3.6 rebounds, 5.0 assists and 2.0 steals per game ... Finished the season ranked first in the SEC in assists (5.0) and second in steals (2.0) ... Scored a career-high 28 points 3/13 versus Missouri ... 2012-13 (Texas A&M): Appeared in 33 games (17 starts), averaging 5.5 points, 3.2 rebounds, 3.4 assists and 1.9 steals per game ... Finished the season ranked fifth in the SEC in steals (1.8) and eighth in assists (3.4) ... Set A&M's record for steals by a freshman (61)

PERSONAL: Son of Mike and Jackie Caruso ... Has one older sister, Megan, and one younger sister, Emily ... Father played basketball at Creighton ... Member of the Lakers' championship entry at the 2017 NBA Las Vegas Summer League ... Graduated with a degree from Texas A&M in Sports Management ... TABC All-State, TABC All-Regional and TABC All-Star during his time at A&M Consolidated High ... Averaged 18 points and nine rebounds per game as a senior ... Received invitations to the Pangos All-American Camp and NBA Players Association Camp ... Lists ping pong as a favorite off-the-court activity ... References getting signed by the Lakers as his greatest personal achievement ... Favorite non-NBA sports team is Manchester City F.C.



QUINN COOK

Height: 6'1
Weight: 179
Born: 3/23/93 (Washington D.C.)
High School: Oak Hill Academy (Mouth of Wilson, VA)
College: Duke
Experience: 3 years pro

2

CAREER REGULAR SEASON STATISTICS

Year	Team	G	GS	MIN	FG	FGA	PCT	3FG	3FGA	PCT	FT	FTA	PCT	OFF	DEF	TOT	A	PF	DQ	STL	TO	BLK	PTS	AVG
16-17	DAL/NOP	14	0	188	33	66	.500	11	26	.423	2	5	.400	1	6	7	26	13	0	4	13	0	79	5.6
17-18	GSW	33	18	740	122	252	.484	46	104	.442	22	25	.880	10	72	82	89	59	1	12	32	1	312	9.5
18-19	GSW	74	10	1059	204	439	.465	81	200	.405	20	26	.769	22	135	157	116	92	0	20	50	3	509	6.9
TOTALS		121	28	1987	359	757	.474	138	330	.418	44	56	.786	33	213	246	231	164	1	36	95	4	900	7.4

CAREER POSTSEASON STATISTICS

Year	Team	G	GS	MIN	FG	FGA	PCT	3FG	3FGA	PCT	FT	FTA	PCT	OFF	DEF	TOT	A	PF	DQ	STL	TO	BLK	PTS	AVG
17-18	GSW	17	0	175	30	67	.448	7	31	.226	14	17	.824	2	21	23	11	13	0	4	5	2	81	4.8
18-19	GSW	17	0	193	28	70	.400	11	34	.324	4	4	1.000	2	16	18	12	13	0	3	6	1	71	4.2
TOTALS		34	0	368	58	137	.423	18	65	.277	18	21	.857	4	37	41	23	26	0	7	11	3	152	4.5

CAREER HIGHS

REGULAR SEASON SINGLE-GAME HIGHS

Points 30, 3/29/18, Golden State vs. Milwaukee
Minutes 40, 3/17/18, Golden St. at Phoenix (twice)
Field Goals 12, 3/29/18, Golden State vs. Milwaukee
Field Goal Attempts 18, 11/13/18, Golden St. vs. Atlanta (twice)
Three-Point Field Goals 5, 3/31/19, Golden St. vs. Charlotte (6 times)
Three-Point Attempts 8, 11/23/18, Golden St. vs. Portland (twice)
Free Throws 3, 4/9/19, Golden St. at New Orleans (4 times)
Free Throw Attempts 4, 10/22/18, Golden St. vs. Phoenix (3 times)
Offensive Rebounds 2, 1/11/19, Golden St. vs. Chicago (4 times)
Defensive Rebounds 8, 11/18/18, Golden St. at San Antonio
Rebounds 8, 11/18/18, Golden St. at San Antonio (twice)
Assists 8, 3/25/18, Golden State vs. Utah
Steals 3, 4/1/18, Golden St. vs. Phoenix (twice)
Blocks 1, 1/8/19, Golden St. vs. New York (4 times)

POSTSEASON SINGLE-GAME HIGHS

Points 12, 5/6/18, Golden St. at New Orleans (twice)
Minutes 27, 6/5/19, Golden State vs. Toronto
Field Goals 5, 5/6/18, Golden St. at New Orleans (twice)
Field Goal Attempts 9, 6/5/19, Golden St. vs. Toronto (3 times)
Three-Point Field Goals 3, 6/2/19, Golden St. at Toronto (twice)
Three-Point Attempts 5, 6/2/19, Golden St. at Toronto (3 times)
Free Throws 3, 4/28/18, Golden St. vs. New Orleans
Free Throw Attempts 4, 4/28/18, Golden St. vs. New Orleans
Offensive Rebounds 1, 5/14/19, Golden St. vs. Portland (4 times)
Defensive Rebounds 4, 5/6/18, Golden St. at New Orleans (twice)
Rebounds 4, 5/6/18, Golden St. at New Orleans (3 times)
Assists 3, 5/10/19, Golden St. at Houston (twice)
Steals 2, 5/20/18, Golden State vs. Houston
Blocks 1, 6/2/19, Golden St. at Toronto (3 times)

AT A GLANCE

- One-time NBA Champion (2018)
- Has appeared in 121 career games (28 starts) for the Warriors, Pelicans and Mavericks
- Holds career averages of 7.4 points, 2.0 rebounds and 1.9 assists in 16.4 minutes per game
- Appeared in 34 playoff games for the Warriors, averaging 4.5 points and 1.2 rebounds
- Won an NCAA Championship with the Duke Blue Devils in 2015



HOW ACQUIRED: Signed with the Lakers as a free agent on July 6, 2019

2018-19: (Golden State Warriors): Appeared in 74 games (10 starts), averaging 6.9 points, 2.1 rebounds and 1.6 assists in 14.3 minutes ... Shot 40.5 percent (81-200) from three-point range ... As a starter, averaged 11.7 points, 4.0 rebounds and 4.2 assists in 28.4 minutes ... Scored in double figures in 20 games, including two games with 20+ points ... Led team in rebounds three times and assists three times ... Scored 21 points (5-6 3FG) with four rebounds, four assists and one steal on 3/31 vs. Charlotte ... Finished with 16 points and a career-high-tying eight rebounds on 11/18 at San Antonio ... Scored a season-high 27 points with three rebounds, five assists and one steal on 11/10 vs. Brooklyn ... DNP-CD eight times (10/28, 10/31-11/2, 12/22-12/23, 1/13, 1/24-1/26) ... Playoffs: Appeared in 17 games, averaging 4.2 points and 1.1 rebounds in 11.4 minutes ... Scored in double figures once ... Scored 11 points with one rebound, one assist and one steal on 4/15 vs. LA Clippers

CAREER: NBA Champion (2018) ... Has appeared in 121 games (28 starts) for the Warriors, Pelicans and Mavericks ... Owns career averages of 7.4 points, 2.0 rebounds and 1.9 assists in 16.4 minutes ... Has shot 41.8 percent (138-330) from three-point range ... Scored in double figures in 37 games, including eight games with 20+ and one 30-point game ... Playoffs: Has appeared in 34 playoff games (zero starts) for the Warriors, averaging 4.5 points and 1.2 rebounds in 10.8 minutes ... Scored in double figures in five games ... NBA G League: Two-time All-NBA G League First Team selection (2017 & 2018) ... All-NBA G League Third Team selection (2016) ... NBA G League Rookie of the Year (2016) ... NBA G League All-Star Game MVP (2017) ... Two-time NBA G League All-Star (2016 & 2017) ... Appeared in 111 games (104 starts) for the Warriors and Charge, averaging 23.3 points, 4.2 rebounds, 6.5 assists and 1.1 steals in 36.0 minutes ... Scored in double figures in 105 games, including 74 games with 20+, 28 games with 30+ and five 40-point games ... Tallied 19 double-doubles, including two triple-doubles ... Career Transactions: Signed with the Cleveland Cavaliers on September 28, 2015 ... Waived by the Cavaliers on October 24, 2015 ... Signed with the New Orleans Pelicans on September 24, 2016 ... Waived by the Pelicans on October 22, 2016 ... Signed a 10-day contract with the Dallas Mavericks on February 26, 2017 ... Signed a 10-day contract with the Pelicans on March 19, 2017 ... Signed a second 10-day contract with the Pelicans on March 29, 2017 ... Signed with the Pelicans on April 8, 2017 ... Waived by the Pelicans on July 25, 2017 ... Signed with the Atlanta Hawks on September 5, 2017 ... Waived by the Hawks on October 14, 2017 ... Signed a two-way contract with the Golden State Warriors on October 17, 2017 ... Signed a multi-year contract with the Warriors on April 10, 2018 ... Signed with the Lakers on July 6, 2019

2017-18: (Golden State Warriors): NBA Champion ... Appeared in 33 games (18 starts), averaging 9.5 points, 2.5 rebounds and 2.7 assists in 22.4 minutes ... Shot 44.2 percent (46-104) from three-point range ... As a starter, averaged 14.6 points, 3.6 rebounds and 3.9 assists in 32.9 minutes ... Scored in double figures in 14 games, including five games with 20+ points and one 30-point contest ... Led the team in scoring five times, rebounds once and assists three times ... Scored a career-high 30 points (12-15 FG, 5-5 3FG) with four rebounds and three assists on 3/29 vs. Milwaukee ... Tallied 17 points, four rebounds, a career-high eight assists, one steal and one block on 3/25 vs. Utah ... Made first career start on 12/6 at Charlotte, finishing with eight points, three rebounds and three assists ... Inactive 42 times ... DNP-CD seven times ... NBA G League: (Santa Cruz Warriors): All-NBA G League First Team selection ... Midseason All-NBA G League Western Conference Team selection ... Appeared in 29 games (all starts), averaging 25.3 points, 4.6 rebounds and 8.1 assists in 35.9 minutes ... First player in G League history to post a 50/40/90 season (.527 FG%, .439 3P%, .949 FT%) ... Scored in double figures in 27 games, including 23 games with 20+, nine games with 30+ and three 40-point games ... Tallied eight double-doubles ... Scored a season-high-tying 41 points with 10 assists on 3/4 vs. Memphis ... Scored a season-high-tying 41 points with two rebounds and five assists on 2/11 vs. South Bay ... Finished with 28 points, seven rebounds, six assists and four steals on 2/3 at Northern Arizona ... Scored a season-high 41 points with three rebounds and 10 assists on 1/19 vs. Iowa ... Tallied 30 points, five rebounds and 13 assists on 11/15 vs. Salt Lake City ... Finished with 24 points, 10 rebounds, eight assists and two steals on 11/10 vs. Wisconsin

2016-17: (Dallas Mavericks/New Orleans Pelicans): Appeared in 14 games, averaging 5.6 points and 1.9 assists in 13.4 minutes ... Shot 42.3 percent (11-26) from three-point range ... Scored in double figures three times ... Scored a season-high 22 points with three assists on 4/8 at Golden State ... Made NBA debut on 2/27 vs. Miami, finishing with two points, two rebounds and two assists ... DNP-CD four times ... NBA G League (Canton Charge): All-NBA G League First Team selection ... NBA G League All-Star Game MVP ... Appeared in 39 games (38 starts), averaging 26.0 points, 4.1 rebounds, 6.7 assists and 1.1 steals in 38.5 minutes ... Scored in double figures in 38 games, including 31 games with 20+, 14 games with 30+ and two 40-point games ... Tallied six double-doubles, including one triple-double ... Scored 36 points with six rebounds, 13 assists and two steals on 2/14 at Fort Wayne ... Tallied 28 points and career-high 16 assists on 2/8 at Long Island ... Scored a career-high 49 points with five rebounds, 11 assists and three steals on 12/7 vs. Texas ... Finished with 15 points, 12 rebounds and 12 assists on 11/18 vs. Grand Rapids

2015-16: NBA G League (Canton Charge): NBA G League Rookie of the Year ... All-NBA G League Third Team selection ... NBA G League All Star ... Appeared in 43 games (37 starts), averaging 19.6 points, 3.9 rebounds, 5.4 assists and 1.2 steals in 33.8 minutes ... Scored in double figures in 40 games, including 20 games with 20+ and five games with 30+ points ... Tallied five double-doubles, including one triple-double ... Scored a season-high-tying 33 points with six rebounds and six assists on 3/26 at Erie ... Recorded first career triple-double with 20 points, 11 rebounds and 13 assists on 2/20 vs. Raptors 905 ... Finished with 13 points, eight assists, two steals and a career-high 15 rebounds on 2/9 vs. Grand Rapids ... Tallied 30 points, 13 rebounds, eight assists and one steal on 2/6 at Iowa ... Scored a season-high 33 points with two rebounds, four assists and one steal on 1/26 at Delaware ... Playoffs: Appeared in four games (all starts), averaging 23.5 points, 4.8 rebounds, 7.3 assists and 1.5 steals in 36.3 minutes ... Scored in double figures in all four games, including three games with 20+ and one 30-point contest ... Tallied three double-doubles

COLLEGE: NCAA Champion (2015) ... All-ACC Second Team selection (2015) & All-ACC Third Team selection (2013) ... Appeared in 143 games (99 starts), averaging 11.0 points, 2.7 rebounds, 3.6 assists and 1.1 steals in 28.2 minutes ... Shot 43.2 percent (534-1235) from the field and 37.5 percent (236-629) from three-point range ... Left Duke as one of seven players in school history to record 1,000 points and 500 assists ... Set a Duke record with a career assist-to-turnover ratio of 2.52:1 ... Scored in double figures in 79 games, including 15 games with 20+ points ... Tallied two career double-doubles ... 2014-15 (Duke): NCAA Champion ... All-ACC Second Team selection ... Appeared in 39 games (all starts), averaging 15.3 points, 3.4 rebounds, 2.6 assists and 1.0 steal in 35.8 minutes ... Shot 45.3 percent from the field (199-439) and 39.5 percent (102-258) from three-point range ... Ranked first in the ACC in three-pointers made (102), first in three-point field goal percentage (.395), first in free throw percentage (.891) and fifth in total points (598) ... Scored in double figures in 34 games, including seven games with 20+ points ... Tallied one double-double ... Scored a career-high-tying 27 points with four rebounds and four assists on 2/21 vs. Clemson ... Finished with 11 points and a career-high 10 rebounds on 1/19 vs. Pitt ... 2013-14 (Duke): Appeared in 35 games (22 starts), averaging 11.6 points, 2.2 rebounds, 4.4 assists and 1.3 steals in 29.8 minutes ... Shot 37.1 percent (65-175) from three-point range ... Ranked fourth in the ACC in assists (153), fourth in assists per game (4.4) and 10th in steals per game (1.3) ... Scored in double figures in 19 games, including five games with 20+ points ... Tallied one double-double ... Tallied 14 points, five assists and a career-high eight steals on 12/19 vs. UCLA ... 2012-13 (Duke): All-ACC Third Team selection ... Appeared in 36 games (34 starts), averaging 11.7 points, 3.8 rebounds, 5.3 assists and 1.4 steals in 33.6 minutes ... Shot 39.3 percent (55-140) from three-point range ... Ranked second in the ACC in assists (190), second in assists per game (5.3) and fifth in steals per game (1.4) ... Scored in double figures in 21 games, including three 20-point contests ... Scored a career-high 27 points with five rebounds, five assists and four steals on 1/8 vs. Clemson ... Tallied a career-high 14 assists on 1/5 vs. Wake Forest ... 2011-12 (Duke): Appeared in 33 games (four starts), averaging 4.4 points, 1.0 rebound and 1.9 assists in 11.7 minutes ... Scored in double figures in five games

PERSONAL: Full name is Quinn Alexander Cook ... Son of Janet and the late Ted Cook ... Has one older sister, Kelsey ... Attended Oak Hill Academy and was a 2011 McDonald's All-America selection





DEMARCUS COUSINS

Height: 6'10

Weight: 270

Born: 8/13/90 (Mobile, AL)

High School: LeFlore Magnet (Mobile, AL)

College: Kentucky

Experience: 9 years pro

15

CAREER REGULAR SEASON STATISTICS

Year	Team	G	GS	MIN	FG	FGA	PCT	3FG	3FGA	PCT	FT	FTA	PCT	OFF	DEF	TOT	A	PF	DQ	STL	TO	BLK	PTS	AVG
10-11	SAC	81	62	2309	432	1004	.430	3	18	.167	276	402	.687	217	482	699	204	332	10	85	268	68	1143	14.1
11-12	SAC	64	62	1950	448	999	.448	2	14	.143	262	373	.702	265	438	703	102	257	7	93	170	75	1160	18.1
12-13	SAC	75	74	2289	482	1036	.465	4	22	.182	312	423	.738	222	524	746	199	269	4	108	225	55	1280	17.1
13-14	SAC	71	71	2298	591	1191	.496	0	7	.000	432	595	.726	218	613	831	207	270	4	109	251	91	1614	22.7
14-15	SAC	59	59	2013	498	1066	.467	2	8	.250	423	541	.782	185	562	747	210	241	10	90	254	103	1421	24.1
15-16	SAC/NOP	65	65	2246	601	1332	.451	70	210	.333	476	663	.718	158	589	747	214	236	7	101	249	92	1748	26.9
16-17	SAC/NOP	72	72	2465	647	1432	.452	131	363	.361	517	670	.772	152	642	794	332	278	7	100	269	93	1942	27.0
17-18	NOP	48	48	1737	406	864	.470	104	294	.354	294	394	.746	105	512	617	257	183	0	79	242	76	1210	25.2
18-19	GSW	30	30	771	178	371	.480	26	95	.274	106	144	.736	43	204	247	107	109	2	40	72	44	488	16.3
TOTALS		565	543	18078	4283	9295	.461	342	1031	.332	3098	4205	.737	1565	4566	6131	1832	2175	51	805	2000	697	12006	21.2

CAREER POSTSEASON STATISTICS

Year	Team	G	GS	MIN	FG	FGA	PCT	3FG	3FGA	PCT	FT	FTA	PCT	OFF	DEF	TOT	A	PF	DQ	STL	TO	BLK	PTS	AVG
18-19	GSW	8	5	133	21	53	.396	3	12	.250	16	25	.640	9	30	39	19	24	1	5	19	6	61	7.6
TOTALS		8	5	133	21	53	.396	3	12	.250	16	25	.640	9	30	39	19	24	1	5	19	6	61	7.6

CAREER HIGHS

REGULAR SEASON SINGLE-GAME HIGHS

Points.....56, 1/25/16, Sacramento vs. Charlotte
 Minutes.....52, 1/22/18, New Orleans vs. Chicago
 Field Goals.....21, 1/25/16, Sacramento vs. Charlotte
 Field Goal Attempts.....34, 11/28/16, Sacramento at Washington
 Three-Point Field Goals.....5, 1/22/18, N.O. vs. Chicago (9 times)
 Three-Point Attempts.....11, 1/22/18, New Orleans vs. Chicago
 Free Throws.....20, 1/30/17, Sacramento at Philadelphia
 Free Throw Attempts.....22, 1/30/17, Sacramento at Philadelphia
 Offensive Rebounds.....12, 1/18/12, Sacramento vs. Indiana
 Defensive Rebounds.....20, 11/3/17, N.O. at Dallas (3 times)
 Rebounds.....24, 3/3/17, N.O. vs. San Antonio (twice)
 Assists.....13, 4/3/15, Sacramento vs. New Orleans
 Steals.....7, 1/14/18, New Orleans at New York
 Blocks.....7, 10/18/17, New Orleans at Memphis

POSTSEASON SINGLE-GAME HIGHS

Points.....14, 6/10/19, Golden State at Toronto
 Minutes.....28, 6/2/19, Golden State at Toronto
 Field Goals.....6, 6/10/19, Golden State at Toronto
 Field Goal Attempts.....12, 4/13/19, Golden St. vs. LA Clippers
 Three-Point Field Goals.....1, 6/10/19, Golden St. at Toronto (3 times)
 Three-Point Attempts.....3, 6/10/19, Golden St. at Toronto (3 times)
 Free Throws.....4, 6/13/19, Golden St. vs. Toronto (twice)
 Free Throw Attempts.....7, 6/13/19, Golden State vs. Toronto
 Offensive Rebounds.....5, 4/13/19, Golden State vs. LA Clippers
 Defensive Rebounds.....9, 6/2/19, Golden State at Toronto
 Rebounds.....10, 6/2/19, Golden State at Toronto
 Assists.....6, 6/2/19, Golden State at Toronto
 Steals.....2, 5/30/19, Golden State at Toronto
 Blocks.....2, 6/7/19, Golden St. vs. Toronto (twice)

DEMARCUS COUSINS

AT A GLANCE

- Four-time NBA All-Star
- Has appeared in 565 career games (543 starts) for the Warriors, Pelicans and Kings
- Owns career averages of 21.2 points, 10.9 rebounds, 3.2 assists, 1.4 steals and 1.2 blocks in 32.0 minutes
- Two-time All-NBA Second Team honoree
- 2011 All-Rookie First Team selection
- Selected by the Sacramento Kings with the fifth overall pick in the 2010 NBA Draft

HOW ACQUIRED: Signed with the Lakers on July 6, 2019

2018-19: (Golden State Warriors): Appeared in 30 games (all starts), averaging 16.3 points, 8.2 rebounds, 3.6 assists, 1.3 steals and 1.5 blocks in 25.7 minutes ... Shot 48.0 percent (178-371) from the field ... Scored in double figures in 26 games, including eight games with 20+ points ... Tallied 10 double-doubles ... Had 21 points, 12 rebounds, six assists, one steal and one block on 4/9 at New Orleans ... Scored a season-high 28 points with 13 rebounds, five assists, two steals and two blocks on 4/2 vs. Denver ... Recorded 16 points, nine rebounds, six assists, three assists and three blocks on 3/27 at Memphis ... Finished with 13 points, six rebounds, six assists, three steals and six blocks on 3/8 vs. Denver ... Scored 24 points with 11 rebounds, three assists, one steal and three blocks on 2/25 at Charlotte ... Tallied 13 points, a season-high 14 rebounds, two assists, three steals and four blocks on 2/23 vs. Houston ... Made season debut on 1/18 at LA Clippers, finishing with 14 points, six rebounds, three assists, one steal and one block in 15 minutes ... Missed the first 45 games with a ruptured left Achilles (10/16-1/16), five games due to load management/Achilles recovery (2/13, 2/27, 3/24, 4/5, 4/10) and two games due to right ankle soreness (3/18-3/19) ... Playoffs: Appeared in eight games (five starts), averaging 7.6 points, 4.9 rebounds and 2.4 assists in 16.6 minutes ... Scored in double figures three times ... Tallied one double-double ... Scored a playoff-career-high 14 points with six rebounds, one assist, one steal and one block on 6/10 at Toronto ... Finished with 11 points, 10 rebounds, six assists and two blocks on 6/2 at Toronto ... Missed 14 games with a torn left quad (4/18-5/20)

CAREER: Four-time NBA All-Star (2015-18) ... Two-time All-NBA Second Team honoree (2015 & 2016) ... Helped the United States win a gold medal at the 2016 Rio Olympics and a gold medal at the 2014 FIBA World Cup in Madrid ... Six-time Western Conference Player of the Week ... 2011 All-Rookie First Team honoree ... Appeared in 565 NBA games (543 starts) for the Warriors, Pelicans and Kings ... Owns career averages of 21.2 points, 10.9 rebounds, 3.2 assists, 1.4 steals and 1.2 blocks in 32.0 minutes ... Scored in double figures in 509 games, including 313 games with 20+, 96 games with 30+, 13 games with 40+ and two 50-point games ... Recorded double-digit rebounds in 345 games, including 101 games with 15+ and 18 games with 20+ rebounds ... Tallied 338 career double-doubles, including nine career triple-doubles ... Playoffs: Has appeared in eight playoff games (five starts) for the Warriors, averaging 7.6 points, 4.9 rebounds and 2.4 assists in 16.6 minutes ... Scored in double figures three times ... Tallied one double-double ... Career Transactions: Selected by the Sacramento Kings with the fifth overall pick in the 2010 NBA Draft ... Signed a multi-year contract with the Kings on July 7, 2010 ... Signed a multi-year contract with the Kings on September 30, 2013 ... Acquired by the New Orleans Pelicans along with Omri Casspi in exchange for Tyreke Evans, Langston Galloway, Buddy Hield, a 2017 first round draft pick and a 2017 second round draft pick on February 20, 2017 ... Signed with the Golden State Warriors on July 6, 2018 ... Signed with the Los Angeles Lakers on July 6, 2019

2017-18: (New Orleans Pelicans): NBA All-Star starter ... Appeared in 48 games (all starts), averaging 25.2 points, 12.9 rebounds, 5.4 assists, 1.6 steals and 1.6 blocks in 36.2 minutes ... Only player in the NBA to average at least 25 points, 10 rebounds and five assists per game ... Shot 47.0 percent (406-864) from the field and 35.4 percent (104-294) from three-point range ... Scored in double figures in all 48 games, including 34 games with 20+, 11 games with 30+ and three 40-point games ... Made multiple three-pointers in 34 games ... Tallied 38 double-doubles, including three triple-doubles ... Scored a season-high 44 points (13-14 FT), with a season-high-tying 23 rebounds, 10 assists, four steals and one block on 1/22 vs. Chicago, becoming just the fourth player in NBA history to record a 40-point, 20-rebound, 10-assist game (K. Abdul-Jabbar, W. Chamberlain & O. Robertson) ... Finished with 15 points, 13 rebounds, 11 assists and three steals on 1/26 vs. Houston ... Tallied 15 points, 15 rebounds, five assists, a career-high seven steals and three blocks on 1/14 at New York ... Finished with 32 points, 20 rebounds, eight assists, two steals and five blocks on 12/29 vs. Dallas ... Recorded 40 points, 22 rebounds, four assists and four blocks on 12/6 vs. Denver ... Had 19 points, 11 rebounds, seven assists, five steals and three blocks on 12/4 vs. Golden State ... Tallied 20 points, 22 rebounds, seven assists and one steal on 11/3 at Dallas ... Registered 29 points, 12 rebounds, 10 assists and three steals on 10/28 vs. Cleveland ... Had 41 points, a season-high 23 rebounds, six assists, one steal and one block on 10/26 at Sacramento ... Finished with 28 points, 10 rebounds, two assists and a career-high seven blocks on 10/18 at Memphis ... Missed the final 34 games with a ruptured left Achilles (1/28-4/11)

2016-17: (Sacramento Kings/New Orleans Pelicans): NBA All-Star ... Appeared in 72 games (all starts), averaging 27.0 points, 11.0 rebounds, 4.6 assists, 1.4 steals and 1.3 blocks in 34.2 minutes ... Shot 45.2 percent (647-1432) from the field and 36.1 percent (131-363) from three-point range ... Ranked seventh in the NBA in free throws (517), seventh in points per game (27.0), ninth in defensive rebounds (642), ninth in rebounds per game (11.0), 10th in rebounds (794) and 10th in points (1942) ... Scored in double figures in all 72 games, including 56 games with 20+, 26 games with 30+, five games with 40+ and one 50-point game ... Grabbed double-digit rebounds in 45 games, including 14 games with 15+ and two 20-rebound games ... Made multiple three-pointers in 37 games ... Tallied 46 double-doubles, including two triple-doubles ... Scored 41 points with 16 rebounds, two assists, two steals and two blocks on 3/21 vs. Memphis ... Finished with 19 points, a career-high-tying 24 rebounds and four assists on 3/3 vs. San Antonio ... Had 31 points, 10 rebounds and three assists in 21 minutes on 2/26 at Oklahoma City, becoming the first player since Moses Malone (12/27/86) to record at least 31 points and 10 rebounds in 22 minutes or less ... Tallied 27 points, 13 rebounds, five assists, a season-high-tying five steals and four blocks on 2/23 vs. Houston ... Recorded 22 points, 11 rebounds, a season-high 12 assists, one steal and two blocks on 2/3 vs. Phoenix ... Scored 46 points with 15 rebounds, five assists, one steal and one block on 1/30 at Philadelphia ... Finished with 42 points, 14 rebounds, three assists, one steal and two blocks on 1/21 at Chicago ... Had 25 points, 12 rebounds, 10 assists, one steal and three blocks on 1/18 vs. Indiana ... Recorded 26 points, four rebounds, eight assists and a season-high-tying five steals on 12/31 vs. Memphis ... Scored a season-high 55 points (17-28 FG, 16-17 FT), with 14 rebounds, one assist, one steal and three blocks on 12/20 vs. Portland ... Finished with 36 points, 20 rebounds, four assists, two steals and one block on 11/28 at Washington ... Tallied 32 points, nine rebounds, one assist and a season-high five blocks on 11/25 vs. Houston ... Missed two games due to NBA suspension (2/8, 3/1), one game with a right ankle sprain (3/27) and two games due to right Achilles tendonitis (4/7-4/8) ... DNP-CD four times (3/17, 3/26, 4/11-4/12)



2015-16: (Sacramento Kings): All-NBA Second Team selection ... NBA All-Star ... Appeared in 65 games (all starts), averaging 26.9 points, 11.5 rebounds, 3.3 assists, 1.6 steals and 1.4 blocks 34.6 minutes ... Shot 45.1 percent (601-1332) from the field ... Ranked third in the NBA in free throws (476), fourth in points per game (26.9), fifth in rebounds per game (11.5), 10th in defensive rebounds (589) and 10th in rebounds (747) ... Scored in double figures in 64 games, including 52 games with 20+, 26 games with 30+, four games with 40+ and one 50-point game ... Grabbed double-digit rebounds in 47 games, including 12 games with 15+ and two 20-rebound games ... Tallied 47 double-doubles, including one triple-double ... Had 24 points, a season-high-tying 20 rebounds, four assists, one steal and two blocks on 3/20 at New York ... Scored 40 points with 16 rebounds, four assists, four steals and one block on 3/7 at New Orleans ... Recorded 37 points, a season-high 20 rebounds, two assists, one steal and four blocks on 2/19 vs. Denver ... Finished with 24 points, 10 rebounds, a season-high 10 assists and two steals on 2/5 at Brooklyn ... Tallied 26 points, 10 rebounds, six assists, one steal and a season-high five blocks on 1/28 at New Orleans ... Scored a career-high 56 points (21-30 FG) with 12 rebounds, four assists, one steal and two blocks on 1/25 vs. Charlotte ... Tallied 48 points, 13 rebounds, two assists and one steal on 1/23 vs. Indiana ... Had 35 points, 17 rebounds, four assists, a season-high six steals and one block on 1/5 at Dallas ... Finished with 33 points, 19 rebounds, one assist and two steals on 1/4 at Oklahoma City ... Recorded 40 points, 13 rebounds, one assist and one block on 11/13 vs. Brooklyn ... Missed four games due to right Achilles strain (11/3-11/7), two games due to NBA suspension (11/19, 4/1), three games due to lower back strain (11/25-11/28), one game to sprained left ankle (2/1), one game due to team suspension (3/11), one game due to bruised right knee (3/23) and five games due to rest (3/28, 4/2, 4/7, 4/11, 4/13)

2014-15: (Sacramento Kings): All-NBA Second Team selection ... NBA All-Star ... Appeared in 59 games (all starts), averaging 24.1 points, 12.7 rebounds, 3.6 assists, 1.5 steals and 1.7 blocks in 34.1 minutes ... Shot 46.7 percent (498-1066) from the field ... Ranked third in the NBA in free throws (423), third in rebounds per game (12.7), fifth in points per game (24.1), seventh in defensive rebounds (562) and eighth in rebounds (747) ... Scored in double figures in all 59 games, including 46 games with 20+ and 11 games with 30+ points ... Grabbed double-digit rebounds in 47 games, including 18 games with 15+ and four games with 20+ rebounds ... Tallied 47 double-doubles, including two triple-doubles ... Recorded 24 points, 20 rebounds, a career-high 13 assists, one steal and three blocks on 4/3 vs. New Orleans ... Tallied 24 points, 21 rebounds, 10 assists, three steals and a season-high six blocks on 4/1 at Houston ... Scored a season-high-tying 39 points with 20 rebounds, two assists, one steal and three blocks on 3/27 at New Orleans ... Had 33 points, 17 rebounds, three assists, four steals and four blocks on 3/24 vs. Philadelphia ... Finished with a season-high-tying 39 points, a career-high 24 rebounds, one assist, two steals and one block on 3/13 at Philadelphia ... Recorded 21 points, 13 rebounds, four assists, a season-high five steals and one block on 1/30 at Cleveland ... Had 32 points, 16 rebounds, nine assists, two steals and one block on 1/13 vs. Dallas ... Scored a season-high 39 points with 11 rebounds, four assists and two blocks on 12/27 vs. New York ... Finished with 34 points, 17 rebounds, five assists and three blocks on 11/2 at LA Clippers ... Missed 10 games due to viral meningitis (11/28-12/16), one game with an illness (12/26), one game with a sprained right ankle (1/17), two games with a sprained left ankle and bruised left hip (2/27-3/1), two games with a right calf strain (3/18-3/20), one game for rest (3/30) and six games with a sore right foot (4/7-4/15)

2013-14: (Sacramento Kings): Appeared in 71 games (all starts), averaging 22.7 points, 11.7 rebounds, 2.9 assists, 1.5 steals and 1.3 blocks in 32.4 minutes ... Shot 49.6 percent (591-1191) from the field ... Ranked fifth in the NBA in rebounds per game (11.7), sixth in rebounds (831), seventh in defensive rebounds (613), eighth in free throws (432) and ninth in points per game (22.7) ... Scored in double figures in 67 games, including 48 games with 20+ and 15 games with 30+ points ... Grabbed double-digit rebounds in 53 games, including 13 games with 15+ and one 20-rebound game ... Tallied 53 double-doubles ... Scored a season-high-tying 35 points with 15 rebounds, six assists, one steal and three blocks on 4/13 vs. Minnesota ... Tallied a season-high-tying 35 points, 14 rebounds, three assists, one steal and two blocks on 3/31 at New Orleans ... Had 13 points, 14 rebounds, one assist, one steal and a season-high six blocks on 3/11 at Detroit ... Finished with 28 points, a season-high 20 rebounds, three assists, one steal and one block on 3/9 at Brooklyn ... Had 27 points, nine rebounds, five assists, one steal and five blocks on 2/23 at Denver ... Recorded a season-high-tying 35 points, 13 rebounds, two assists, one steal and two blocks on 1/7 vs. Portland ... Tallied 15 points, 16 rebounds, five assists, a season-high five steals and one block on 12/13 at Phoenix ... Finished with 32 points, 19 rebounds, three assists, three steals and one block on 12/9 vs. Dallas ... Tallied 23 points, 19 rebounds, seven assists and one steal on 11/23 at LA Clippers ... Scored a season-high 35 points with nine rebounds, one assist, four steals and one block on 11/8 at Portland ... Missed one game with a sprained right ankle (12/3), six games with a sprained left ankle (1/24-2/1), one game with a strained left hip flexor (2/19), two games due to suspension (2/28, 4/16) and one game due to right knee tendinitis (3/16)

2012-13: (Sacramento Kings): Appeared in 75 games (74 starts), averaging 17.1 points, 9.9 rebounds, 2.7 assists and 1.4 steals in 30.5 minutes ... Shot 46.5 percent (482-1036) from the field ... Ranked ninth in the NBA in rebounds per game (9.9) ... Scored in double figures in 62 games, including 28 games with 20+ and three 30-point games ... Grabbed double-digit rebounds in 38 games, including 10 games with 15+ and two 20-rebound games ... Tallied 35 double-doubles, including one triple-double ... Tallied a season-high 36 points, a season-high 22 rebounds, three assists and three blocks on 4/17 vs. LA Clippers ... Scored 24 points with 15 rebounds, three assists and a season-high-tying five blocks on 3/23 at Denver ... Recorded 22 points, 14 rebounds, seven assists and two steals on 3/8 vs. Phoenix ... Had eight points, 13 rebounds, three assists and a season-high five blocks on 3/5 vs. Denver ... Finished with 23 points, seven rebounds, four assists and a season-high five steals on 2/12 at Memphis ... Tallied 31 points, 20 rebounds, four assists and two steals on 1/4 at Toronto ... Had 21 points, 16 rebounds, five assists and three steals on 1/16 vs. Washington ... Recorded 12 points, 10 rebounds, a season-high 10 assists and one steal on 12/30 vs. Boston ... Finished with 21 points, 13 rebounds, one assist, four steals and one block on 11/3 at Indiana ... Missed four games due to suspension (11/11-11/13, 12/12, 12/23), one game with a sore left knee (3/13) and one game with a bruised left quadriceps (3/17) ... DNP-CD once (12/26)

2011-12: (Sacramento Kings): Appeared in 64 games (62 starts), averaging 18.1 points, 11.0 rebounds, 1.6 assists, 1.5 steals and 1.2 blocks in 30.5 minutes ... Led the NBA in offensive rebounds (265), ranked fourth in rebounds per game (11.0) and fifth in rebounds (703) ... Scored in double figures in 53 games, including 25 games with 20+, three games with 30+ and one 40-point game ... Grabbed double-digit rebounds in 38 games, including 15 games with 15+ and two 20-rebound games ... Tallied 36 double-doubles ... Finished with 32 points, seven rebounds, two assists, two steals and one block on 4/24 at Oklahoma City ... Had 25 points, 18 rebounds, three assists, a season-high six steals and two blocks on 4/10 at Dallas ... Tallied 15 points, a season-high-tying 20 rebounds, two assists and two steals on 4/7 at LA Clippers ... Scored a season-high 41 points with 12 rebounds, two assists, two steals and one block on 4/3 vs. Phoenix ... Had 38 points, 14 rebounds, two assists, two steals and one block on 3/26 at Houston ... Tallied 28 points, 18 rebounds, five assists, one steal and three blocks on 3/24 at Golden State ... Recorded 28 points, 19 rebounds, one steal and three blocks on 2/6 at New Orleans ... Finished with 21 points, a season-high 20 rebounds, one assist, one steal and two blocks on 2/4 vs. Golden State ... Had 17 points, 13 rebounds, two assists and four steals on 1/20 at San Antonio ... Inactive once (1/1) and missed one game with food poisoning (3/7)

DEMARCUS COUSINS

2010-11: (Sacramento Kings): All-Rookie First Team selection ... Appeared in 81 games (62 starts), averaging 14.1 points, 8.6 rebounds, 2.5 assists and 1.0 steal in 28.5 minutes ... Scored in double figures in 58 games, including 16 games with 20+ and one 30-point game ... Grabbed double-digit rebounds in 29 games, including six games with 15+ ... Tallied 26 double-doubles ... Scored a season-high 30 points with nine rebounds, one assist, three steals and one block on 4/11 vs. Oklahoma City ... Had 17 points, nine rebounds, six assists, a season-high five steals and one block on 4/3 vs. Utah ... Tallied 18 points, 14 rebounds, four assists and three blocks on 3/25 at Indiana ... Finished with 18 points, a season-high 18 rebounds, seven assists, two steals and three blocks on 3/5 at Utah ... Had 16 points, 12 rebounds, four assists, three steals and two blocks on 2/16 at Dallas ... Tallied 25 points, 12 rebounds, seven assists and one steal on 1/29 vs. New Orleans ... Scored 21 points with 16 rebounds, three assists and two steals on 12/29 vs. Memphis ... Recorded 19 points, 16 rebounds, three assists, one steal and one block on 12/17 at Oklahoma City ... Scored 14 points with eight rebounds and five assists in NBA debut on 10/27 at Minnesota ... Inactive once (2/13)

INTERNATIONAL: Member of the gold medal-winning US Olympic Men's team at the 2016 Olympics in Rio, averaging 9.1 points, 5.8 rebounds and 1.6 assists in 14.8 minutes per game in eight games (five starts) ... Shot 61.4 percent from the field and 82.6 percent from the free throw line ... Member of the gold medal-winning U.S. Men's team at the 2014 FIBA World Cup in Madrid, averaging 9.6 points, 5.6 rebounds and 1.0 assist in 13.8 minutes in nine games off the bench

COLLEGE: 2009-10 (Kentucky): Associated Press First Team and John R. Wooden All-American honoree ... SEC Freshman of the Year ... First Team All-SEC selection ... SEC All-Freshman Team honoree ... Appeared in 38 games (37 starts), averaging 15.1 points, 9.8 rebounds, 1.0 assist, 1.0 steal and 1.8 blocks in 23.5 minutes ... Shot 55.8 percent (206-369) from the field ... Led the SEC in offensive rebounds (154), total rebounds (324), ranked second in defensive rebounds (220), second in free throws (162), second in rebounds per game (9.8), third in blocks (67), third in field goal percentage (.558), fourth in field goals (206), fourth in points (575), fourth in blocks per game (1.8) and 10th in points per game (15.1) ... Ranked fifth in the NCAA in offensive rebounds and seventh in total rebounds ... Led the SEC with 20 double-doubles, eclipsing the previous school freshman record of 11 ... Scored in double figures 31 times, including four games with 20+ points ... Tallied a career-high-tying 27 points with 12 rebounds on 1/26 at South Carolina ... Finished with 18 points and a career-high-tying 18 rebounds on ½ vs. Louisville ... Recorded career-highs with 27 points and 18 rebounds on 11/19 vs. Sam Houston State

PERSONAL: Son of Monique Cousins ... Lists The Wood, Menace II Society and Love & Basketball as his all-time favorite movies ... Favorite comfort food is chips ... Participated in the 2017 NBA Africa Game in Johannesburg, South Africa as a member of Team World





TROY DANIELS

Height: 6'4

Weight: 205

Born: 7/15/91 (Roanoke, VA)

High School: William Fleming (Roanoke, VA)

College: Virginia Commonwealth

Experience: 6 years pro

30

CAREER REGULAR SEASON STATISTICS

Year	Team	G	GS	MIN	FG	FGA	PCT	3FG	3FGA	PCT	FT	FTA	PCT	OFF	DEF	TOT	A	PF	DQ	STL	TO	BLK	PTS	AVG
13-14	HOU	5	1	75	15	31	.484	12	25	.480	0	0	---	0	4	4	5	6	0	0	3	0	42	8.4
14-15	HOU/MIN/CHA	47	0	397	61	165	.370	43	118	.364	11	13	.846	8	25	33	22	40	0	6	20	1	176	3.7
15-16	CHA	43	0	476	89	187	.476	59	122	.484	5	9	.556	7	50	57	21	40	0	11	24	3	242	5.6
16-17	MEM	67	3	1183	185	495	.374	138	355	.389	43	54	.796	22	78	100	46	90	1	20	45	4	551	8.2
17-18	PHO	79	15	1622	232	575	.403	183	458	.400	56	64	.875	12	115	127	48	137	0	26	56	5	703	8.9
18-19	PHO	51	1	760	113	275	.411	74	194	.381	18	23	.783	13	60	73	26	79	0	26	27	5	318	6.2
TOTALS		292	20	4513	695	1728	.402	509	1272	.400	133	163	.816	62	332	394	168	392	1	89	175	18	2032	7.0

CAREER POSTSEASON STATISTICS

Year	Team	G	GS	MIN	FG	FGA	PCT	3FG	3FGA	PCT	FT	FTA	PCT	OFF	DEF	TOT	A	PF	DQ	STL	TO	BLK	PTS	AVG
13-14	HOU	4	0	68	9	17	.529	8	15	.533	5	5	1.000	3	6	9	1	10	0	2	2	0	31	7.8
15-16	CHA	4	0	18	1	8	.125	0	3	.000	0	0	---	0	2	2	0	2	0	0	0	0	2	0.5
16-17	MEM	6	0	68	3	9	.333	3	9	.333	0	0	---	1	4	5	2	1	0	2	2	0	9	1.5
TOTALS		14	0	154	13	34	.382	11	27	.407	5	5	1.000	4	12	16	3	13	0	4	4	0	42	3.0

CAREER HIGHS

REGULAR SEASON SINGLE-GAME HIGHS

Points.....32, 12/13/17, Phoenix vs. Toronto
 Minutes.....44, 12/5/16, Memphis at N.O. (twice)
 Field Goals.....12, 12/3/16, Memphis vs. L.A. Lakers
 Field Goal Attempts.....23, 12/3/16, Memphis vs. L.A. Lakers
 Three-Point Field Goals....8, 1/25/16, Charlotte at Sacramento
 Three-Point Attempts.....14, 3/26/18, Phoenix vs. Boston
 Free Throws.....5, 12/21/17, Phoenix vs. Memphis
 Free Throw Attempts.....5, 12/21/17, Phoenix vs. Memphis (twice)
 Offensive Rebounds.....2, 3/27/19, Phoenix vs. Washington (12 times)
 Defensive Rebounds.....6, 3/23/18, Phoenix at Cleveland
 Rebounds.....7, 1/25/16, Charlotte at Sacramento
 Assists.....5, 4/16/14, Houston at New Orleans
 Steals.....3, 1/2/19, Phoenix vs. Philadelphia (twice)
 Blocks.....2, 3/6/19, Phoenix vs. New York

POSTSEASON SINGLE-GAME HIGHS

Points.....17, 4/27/14, Houston at Portland
 Minutes.....21, 4/27/17, Memphis vs. San Antonio (twice)
 Field Goals.....5, 4/27/14, Houston at Portland
 Field Goal Attempts.....7, 4/27/14, Houston at Portland
 Three-Point Field Goals....4, 4/27/14, Houston at Portland
 Three-Point Attempts.....6, 4/25/14, Houston at Portland
 Free Throws.....3, 4/27/14, Houston at Portland
 Free Throw Attempts.....3, 4/27/14, Houston at Portland
 Offensive Rebounds.....2, 4/25/14, Houston at Portland
 Defensive Rebounds.....3, 4/30/14, Houston vs. Portland
 Rebounds.....3, 4/30/14, Houston vs. Portland (3 times)
 Assists.....2, 4/27/17, Memphis vs. San Antonio
 Steals.....1, 4/27/17, Memphis vs. San Antonio (4 times)
 Blocks.....N/A

TROY DANIELS

AT A GLANCE

- Has appeared in 292 career games (20 starts) for the Suns, Grizzlies, Hornets, Timberwolves and Rockets
- Hold career averages of 7.0 points and 1.3 rebounds in 15.5 minutes
- Has shot 40.0 percent (509-1272) from three-point range for his career

HOW ACQUIRED: Signed with the Lakers on July 7, 2019

2018-19: (Phoenix Suns): Appeared in 51 games (one start), averaging 6.2 points and 1.4 rebounds in 14.9 minutes ... Shot 38.1 percent (74-194) from three-point range ... Scored in double figures in 11 games ... Made multiple three-pointers in 17 games ... Finished with 15 points (5-10 3FG) and five rebounds on 3/27 vs. Washington ... Made lone start of the season on 3/15 at Houston, recording three points, three assists and one steal ... Tallied six points, two rebounds and career-high-tying three steals on 1/2 vs. Philadelphia ... Scored a season-high 18 points (6-10 3FG) with four rebounds on 12/7 vs. Miami ... Missed one game due to concussion protocol (10/20), inactive for two games (10/22, 11/2) and DNP-CD 28 times

CAREER: Has appeared in 292 NBA games (20 starts) for the Suns, Grizzlies, Hornets, Timberwolves and Rockets ... Owns career averages of 7.0 points and 1.3 rebounds in 15.5 minutes ... Has shot 40.0 percent (509-1272) from three-point range ... Scored in double figures in 78 games, including 14 games with 20+ and two 30-point games ... NBA G League: All-NBA G League Third Team (2014) ... NBA G League All-Rookie Second Team (2014) ... NBA G League All Star (2014) ... Appeared in 48 games (37 starts) for the Vipers, averaging 21.5 points, 4.6 rebounds, 1.9 assists and 1.1 steals in 35.4 minutes ... Scored in double figures in 46 games, including 27 games with 20+ and six games with 30+ points ... Tallied one double-double ... Playoffs: Has appeared in 14 playoff games (zero starts) for the Grizzlies, Hornets and Rockets, averaging 3.0 points and 1.1 rebounds in 11.0 minutes ... Shot 40.7 percent (11-27) from three-point range ... Scored in double figures once ... Career Transactions: Signed with the Charlotte Hornets on September 23, 2013 ... Waived by the Hornets on October 10, 2013 ... Signed with the Houston Rockets on October 17, 2013 ... Waived by the Rockets on October 26, 2013 ... Received an NBA Call-Up and signed with the Rockets on February 21, 2014 ... Signed a multi-year contract with the Rockets on July 14, 2014 ... Acquired by the Minnesota Timberwolves along with a conditional 2015 second round draft pick, a 2016 second round draft pick and cash considerations in exchange for Corey Brewer and Ronny Turiaf on December 19, 2014 ... Acquired by the Charlotte Hornets along with Mo Williams in exchange for Gary Neal and a 2019 second round draft pick on February 10, 2015 ... Acquired by the Memphis Grizzlies in exchange for cash considerations on July 12, 2016 ... Acquired by the Phoenix Suns along with a 2018 second round draft pick in exchange for a conditional 2018 second round draft pick on September 22, 2017 ... Signed with the Los Angeles Lakers on July 7, 2019

2017-18: (Phoenix Suns): Appeared in 79 games (15 starts), averaging career-high 8.9 points and 1.6 rebounds in 20.5 minutes ... Shot 40.0 percent (183-458) from three-point range ... Scored in double figures in 30 games, including four games with 20+ and one 30-point game ... Made multiple three-pointers in 47 games ... Ranked seventh in the NBA with 137 three-pointers made off the bench ... Finished with 23 points (7-12 3FG) and four rebounds on 3/30 at Houston ... Scored a career-high 32 points (7-10 3FG) with three rebounds and one block on 12/13 vs. Toronto ... Tallied 23 points (7-13 3FG), three rebounds and one assist on 11/16 vs. Houston ... Missed one game with right knee hyperextension (3/5) and two games with a right ankle sprain (4/6-4/10)

2016-17: (Memphis Grizzlies): Appeared in 67 games (three star), averaging 8.2 points and 1.5 rebounds in 17.7 minutes ... Shot 38.9 percent (138-355) from three-point range ... Scored in double figures in 23 games, including seven games with 20+ and one 30-point game ... Ranked third in the NBA in three-pointers made off the bench (134) and set the Grizzlies single-season franchise record for three-pointers made off the bench ... Made multiple three-pointers in 38 games ... Tallied 21 points (7-12 3FG), three rebounds and two assists on 3/31 vs. Dallas ... Scored all of his 22 points (6-8 3FG) in the fourth quarter on 12/29 vs. Oklahoma City, tying the franchise record for points in a single quarter and setting the franchise record for threes made in a quarter ... Finished with 29 points (7-11 3FG) and three assists on 12/5 at New Orleans ... Scored a season-high 31 points (6-12 3FG) with two rebounds, four assists, one steal and one block on 12/3 vs. Los Angeles ... Missed three games with an MCL sprain in his right knee (1/21-1/27), inactive twice (11/6, 11/18) and DNP-CD 10 times ... Playoffs: Appeared in six games (zero starts), averaging 1.5 points in 11.3 minutes

2015-16: (Charlotte Hornets): Appeared in 43 games (zero starts), averaging 5.6 points and 1.3 rebounds in 11.1 minutes ... Shot 48.4 percent (59-122) from three-point range ... Scored in double figures in seven games, including one 20-point game ... Made multiple three-pointers in 13 games ... Finished with 17 points (5-7 3FG), three rebounds and one steal on 4/8 vs. Brooklyn ... Scored a season-high 28 points, connecting on a career-high 8-11 from three-point range, along with seven rebounds on 1/25 at Sacramento ... Missed two games due to a left hamstring strain (10/28-10/30), one game due to personal reasons (11/23), DNP-CD 36 times ... Playoffs: Appeared in four games (zero starts), averaging 0.5 points and 0.5 rebounds in 4.5 minutes

2014-15: (Houston Rockets/Minnesota Timberwolves/Charlotte Hornets): Appeared in 47 games (zero starts), averaging 3.7 points in 8.4 minutes ... Scored in double figures in five games, including one 20-point game ... Made multiple three-pointers in 11 games ... Scored a season-high 24 points (6-13 3FG) with two rebounds and one assist on 4/15 at Toronto ... Tallied 15 points (3-3 3FG), one rebound and one steal on 4/10 at Atlanta ... Finished with 14 points (4-4 3FG), two rebounds and one assist on 12/27 at Golden State ... Inactive five times and DNP-CD 30 times

2013-14: (Houston Rockets): Appeared in five games (one start), averaging 8.4 points and 1.0 assist in 15.0 minutes ... Shot 48.0 percent (12-25) from three-point range ... Scored in double figures twice, including one 20-point game ... Scored a season-high 22 points (6-11 3FG) with one rebound and five assists on 4/16 at New Orleans ... Inactive 19 times and DNP-CD three times ... Playoffs: Appeared in four games (zero starts), averaging 7.8 points and 2.3 rebounds in 17.0 minutes ... Scored in double figures once ... Shot 53.3 percent (8-15) from three-point range ... Scored a playoff career-high 17 points with three rebounds on 4/27 at Portland ... NBA G League (Rio Grande Valley Vipers): All-NBA G League Third Team ... NBA G League All-Rookie Second Team ... NBA G League All Star ... Appeared in 48 games (37 starts), averaging 21.5 points, 4.6 rebounds, 1.9 assists and 1.1 steals in 35.4 minutes ... Scored in double figures in 46 games, including 27 games with 20+ and six games with 30+ points ... Tallied one double-double ... Finished with 28 points, 10 rebounds, four assists and three steals on 1/31 at Texas ... Scored a career-high 34 points with two rebounds and two assists on 1/20 vs. Austin ... Playoffs: Appeared in two games (both starts), averaging 28.0 points, 2.5 rebounds and 1.5 assists in 42.1 minutes



COLLEGE: Appeared in 125 games (57 starts), averaging 7.3 points and 2.1 rebounds in 16.9 minutes ... Shot 38.6 percent (251-650) from three-point range ... 2012-13 (VCU): Appeared in 36 games (all starts), averaging 12.3 points and 3.1 rebounds in 26.3 minutes ... Shot 40.3 percent (124-308) from three-point range ... Ranked first in the A-10 in three-pointers made (124) and fourth in three-point field goal percentage (.403) ... Ranked third in the NCAA in three-pointers made ... Scored in double figures in 18 games, including eight games with 20+ and one 30-point game ... Made multiple three-pointers in 29 games ... Scored a career-high 33 points (11-20 3FG) with a career-high 10 rebounds on 1/2 at ETSU ... 2011-12 (VCU): Appeared in 36 games (20 starts), averaging 10.0 points, 3.3 rebounds and 1.2 steals in 24.4 minutes ... Shot 38.1 percent (94-247) from three-point range ... Ranked first in the CAA in three-pointers made (94) and third in three-point field goal percentage (.381) ... Scored in double figures in 20 games, including one 20-point game ... Made multiple three-pointers in 26 games ... Scored a season-high 22 points with six rebounds, two assists and two steals on 11/11 vs. Saint Francis (PA) ... 2010-11 (VCU): Appeared in 27 games (one start), averaging 2.0 points in 4.7 minutes ... Scored in double figures twice ... 2009-10 (VCU): Appeared in 26 games (zero starts), averaging 2.2 points in 6.0 minutes

PERSONAL: Only child of Irving (father), Cheryl (mother) and Larry (step-father) ... Majored in business at VCU ... Returned to Roanoke in August 2017 and through his foundation partnered with Big Brothers Big Sisters of Southwest Virginia, the Boys & Girls Club of Southwest Virginia and Roanoke City School's special education department to host a back-to-school shopping spree at a sporting goods store ... Attended William Fleming High School, earning Roanoke Times Player of the Year honors as a senior in 2009 ... Averaged 17 points and six rebounds as a senior to earn first-team all-state honors in Virginia



ANTHONY DAVIS

Height: 6'10
Weight: 253
Born: 3/11/93 (Chicago, IL)
High School: Perspectives Charter (Chicago, IL)
College: Kentucky
Experience: 7 years pro

3

CAREER REGULAR SEASON STATISTICS

Year	Team	G	GS	MIN	FG	FGA	PCT	3FG	3FGA	PCT	FT	FTA	PCT	OFF	DEF	TOT	A	PF	DQ	STL	TO	BLK	PTS	AVG
12-13	NOH	64	60	1846	349	676	.516	0	6	.000	169	225	.751	165	357	522	63	158	0	75	89	112	867	13.5
13-14	NOP	67	66	2358	522	1005	.519	2	9	.222	348	440	.791	207	466	673	105	200	1	89	109	189	1394	20.8
14-15	NOP	68	68	2455	642	1199	.535	1	12	.083	371	461	.805	173	523	696	149	141	0	100	95	200	1656	24.4
15-16	NOP	61	61	2164	560	1136	.493	35	108	.324	326	430	.758	130	497	627	116	148	0	78	121	125	1481	24.3
16-17	NOP	75	75	2708	770	1526	.505	40	134	.299	519	647	.802	172	712	884	157	168	0	94	181	167	2099	28.0
17-18	NOP	75	75	2727	780	1462	.534	55	162	.340	495	598	.828	187	645	832	174	159	2	115	162	193	2110	28.1
18-19	NOP	56	56	1850	530	1026	.517	48	145	.331	344	433	.794	174	498	672	218	132	0	88	112	135	1452	25.9
TOTALS		466	461	16108	4153	8030	.517	181	576	.314	2572	3234	.795	1208	3698	4906	982	1106	3	639	869	1121	11059	23.7

CAREER POSTSEASON STATISTICS

Year	Team	G	GS	MIN	FG	FGA	PCT	3FG	3FGA	PCT	FT	FTA	PCT	OFF	DEF	TOT	A	PF	DQ	STL	TO	BLK	PTS	AVG
14-15	NOP	4	4	172	47	87	.540	0	2	.000	32	36	.889	9	35	44	8	12	0	5	13	12	126	31.5
17-18	NOP	9	9	358	106	204	.520	6	22	.273	53	64	.828	24	97	121	15	30	0	18	23	21	271	30.1
TOTALS		13	13	530	153	291	.526	6	24	.250	85	100	.850	33	132	165	23	42	0	23	36	33	397	30.5

CAREER HIGHS

REGULAR SEASON SINGLE-GAME HIGHS

Points59, 2/21/16, New Orleans at Detroit
Minutes50, 2/10/18, N.O. at Brooklyn (4 times)
Field Goals24, 2/21/16, New Orleans at Detroit
Field Goal Attempts35, 2/10/18, New Orleans at Brooklyn
Three-Point Field Goals4, 12/19/18, N.O. at Milwaukee (5 times)
Three-Point Attempts9, 12/19/18, New Orleans at Milwaukee
Free Throws21, 2/26/18, New Orleans vs. Phoenix
Free Throw Attempts26, 2/26/18, New Orleans vs. Phoenix
Offensive Rebounds9, 10/28/14, N.O. vs. Orlando (twice)
Defensive Rebounds21, 1/2/19, New Orleans at Brooklyn
Rebounds26, 1/2/19, New Orleans at Brooklyn
Assists9, 12/5/18, New Orleans vs. Dallas
Steals6, 2/10/18, N.O. at Brooklyn (3 times)
Blocks10, 3/11/18, New Orleans vs. Utah

POSTSEASON SINGLE-GAME HIGHS

Points47, 4/21/18, New Orleans vs. Portland
Minutes46, 5/8/18, N.O. at Golden State (twice)
Field Goals15, 5/4/18, N.O. vs. Golden State (twice)
Field Goal Attempts27, 5/4/18, N.O. vs. Golden State
Three-Point Field Goals2, 4/21/18, New Orleans vs. Portland
Three-Point Attempts4, 4/21/18, New Orleans vs. Portland
Free Throws15, 4/21/18, New Orleans vs. Portland
Free Throw Attempts17, 4/21/18, New Orleans vs. Portland
Offensive Rebounds4, 5/1/18, N.O. at Golden State (twice)
Defensive Rebounds17, 5/8/18, New Orleans at Golden State
Rebounds19, 5/8/18, New Orleans at Golden State
Assists5, 5/1/18, New Orleans at Golden State
Steals4, 5/4/18, New Orleans vs. Golden State
Blocks4, 4/14/18, N.O. at Portland (twice)



AT A GLANCE

- Six-time NBA All-Star
- Three-time All-NBA First Team selection
- Played in 466 career games (461 starts) for New Orleans, averaging 23.7 points, 10.5 rebounds, 2.1 assists, 1.4 steals and 2.4 blocks
- Has been named to the NBA's All-Defensive Team three times
- 2016 Olympic Gold Medalist
- Selected by the Pelicans with the first overall pick in the 2012 NBA Draft

HOW ACQUIRED: Acquired by the Lakers in exchange for Lonzo Ball, Josh Hart, Brandon Ingram, the draft rights to De'Andre Hunter, two first round picks, a first-round pick swap right and cash to the Pelicans, while sending Isaac Bonga, Jemerrio Jones, Moritz Wagner and a future second round draft pick to the Wizards on July 6, 2019

2018-19: (New Orleans Pelicans): NBA All-Star ... Appeared in 56 games (all starts), averaging 25.9 points, 12.0 rebounds, 3.9 assists, 1.6 steals and 2.4 blocks in 33.0 minutes ... Shot 51.7 percent (530-1026) from the field ... Ranked eighth in the NBA in total blocks (135) ... Scored in double figures in 54 games, including 40 games with 20+, 20 games with 30+ and seven games with 40+ points ... Grabbed double-digit rebounds in 37 games, including 17 games with 15+ and three games with 20+ ... Blocked multiple shots in 37 games, including six games with five blocks ... Tallied 37 double-doubles ... Had 30 points, 18 rebounds, seven assists, one steal and three blocks on 1/16 at Golden State ... Scored 46 points with 16 rebounds, four assists, three steals and one block on 1/14 at LA Clippers ... Had 38 points, 13 rebounds, seven assists, one steal and four blocks on 1/9 vs. Cleveland, becoming one of just nine players in NBA history to have at least 38 points, 13 rebounds, seven assists and four blocks in a game ... Tallied 34 points, a career-high and franchise-record 26 rebounds, four assists, one steal and three blocks on 1/2 at Brooklyn ... Scored a season-high 48 points with 17 rebounds, four assists, two steals and two blocks on 12/28 vs. Dallas, his ninth career 45-point, 15-rebound game, the most such games by a player since the ABA-NBA merger in 1976 ... Had 32 points, 18 rebounds, two assists, one steal and one block on 12/26 at Dallas ... Recorded 26 points, 17 rebounds, four assists, two steals and four blocks on 12/23 at Sacramento ... Recorded 30 points, 20 rebounds, five assists and one block on 12/21 at Los Angeles ... Tallied 27 points, 12 rebounds, seven assists, three steals and three blocks on 12/16 vs. Miami ... Had 27 points, four rebounds, a career-high nine assists, two steals and five blocks on 12/5 vs. Dallas ... Finished with 23 points, 13 rebounds, five assists, three steals and three blocks on 12/3 vs. LA Clippers ... Scored 36 points with 19 rebounds, eight assists, two steals and two blocks on 12/2 at Charlotte ... Recorded 27 points, 16 rebounds, five assists, three steals and three blocks on 11/26 vs. Boston ... Finished with 12 points, 16 rebounds, six assists, a season-high five steals and five blocks on 11/21 at Philadelphia ... Tallied 40 points, eight rebounds, eight assists and one block on 11/17 vs. Denver ... Scored 29 points with 11 rebounds, two assists, two steals and four blocks on 11/14 at Minnesota ... Had 25 points, 20 rebounds, six assists and two blocks on 11/12 at Toronto ... Recorded 32 points, 15 rebounds, seven assists, one steal and four blocks on 11/7 vs. Chicago ... Finished with 18 points, 14 rebounds, three assists, four steals and five blocks on 10/26 vs. Brooklyn ... Had 34 points, 13 rebounds, two assists, one steal and five blocks on 10/23 vs. LA Clippers ... Scored 32 points with 16 rebounds, eight assists, three steals and three blocks on 10/17 at Houston ... Missed three games with a right elbow sprain (10-27-10/29, 11/1), one game with a right hip strain (11/24), one game with an illness (12/31), eight games with a left index finger sprain (1/21-2/4), three games for rest (2/23, 3/2, 3/15), eight games with back spasms (3/8, 3/26-4/9) and one game for personal reasons (3/20) ... DNP-CD once (2/6)

CAREER: Six-time NBA All-Star (2014-19) ... All-Star Game MVP (2017) ... Three-time All-NBA First Team selection (2015, 2017 & 2018) ... Has been named to the NBA's All-Defensive Team three times (First Team in 2018; Second Team in 2015 & 2017) ... All-Rookie First Team selection (2013) ... Three-time NBA blocks leader (2014, 2015, 2018) ... Helped the United States win a gold medal at the 2016 Rio Olympics and a gold medal at the 2014 FIBA World Cup in Madrid ... Two-time Western Conference Player of the Month ... Five-time Western Conference Player of the Week ... Has appeared in 466 NBA games (461 starts) for New Orleans ... Owns career averages of 23.7 points, 10.5 rebounds, 2.1 assists, 1.4 steals and 2.4 blocks in 34.6 minutes ... Shot 51.7 percent (4153-8030) from the field ... Has scored in double figures in 428 games, including 302 games with 20+, 128 games with 30+, 30 games with 40+ and three 50-point games ... Grabbed double-digit rebounds in 274 games, including 83 games with 15+ and nine games with 20+ rebounds ... Blocked multiple shots in 300 games, including 56 games with 5+, eight games with 8+ and one 10-block game ... Tallied 270 career double-doubles, including one triple-double ... Playoffs: Has appeared in 13 playoff games (13 starts) for the Pelicans, averaging 30.5 points, 12.7 rebounds, 1.8 assists, 1.8 steals and 2.5 blocks in 40.8 minutes ... Shot 52.6 percent (153-291) from the field ... Scored at least 20 points in all 13 playoff games, including six games with 30+ and one 40-point game ... Blocked multiple shots in 12 games ... Tallied 12 double-doubles ... Career Transactions: Selected by the New Orleans Hornets with the first overall pick in the 2012 NBA Draft ... Signed a multi-year extension with New Orleans on July 9, 2015 ... Acquired by the Lakers in exchange for Lonzo Ball, Josh Hart, Brandon Ingram, the draft rights to De'Andre Hunter, two first round picks, a first-round pick swap right and cash to the Pelicans and Isaac Bonga, Jemerrio Jones, Moritz Wagner and a future second round draft pick to the Wizards on July 6, 2019

2017-18: (New Orleans Pelicans): NBA All-Star starter ... All-NBA First Team selection ... All-Defensive First Team selection ... Appeared in 75 games (all starts), averaging 28.1 points, 11.1 rebounds, 2.3 assists, 1.5 steals and 2.6 blocks in 36.4 minutes ... Shot 53.4 percent (780-1462) from the field ... Finished in top three for MVP and Defensive Player of the Year voting, becoming the 14th player in league history to finish top three for both awards in the same season ... Led the NBA in total blocks (193) and blocks per game (2.6) ... Ranked second in the NBA in field goals (780), second in free throws (495), second in points per game (28.1), third in points (2110), fifth in rebounds (832), fifth in rebounds per game (11.1), sixth in defensive rebounds (645) and eighth in minutes per game (36.4) ... Scored in double figures in 73 games, including 59 games with 20+, 32 games with 30+, eight games with 40+ and one 50-point game ... Grabbed double-digit rebounds in 50 games, including 16 games with 15+ ... Blocked multiple shots in 51 games, including 14 games with 5+ and one 10-block game ... Tallied 50 double-doubles, including one triple-double ... Had 22 points, 15 rebounds, three steals and four blocks on 4/11 vs. San Antonio ... Recorded 36 points, 14 rebounds, four assists and six blocks on 3/27 vs. Portland ... Scored 31 points with 14 rebounds and five blocks on 3/13 vs. Charlotte ... Finished with 25 points, 11 rebounds, three steals and a career-high 10 blocks for first career triple-double on 3/11 vs. Utah ... Had 41 points, 13 rebounds, three steals and four blocks on 3/6 at LA Clippers ... Scored a season-high 53 points (21-26 FT) with a season-high-tying 18 rebounds and five blocks on 2/26 vs. Phoenix ... Tallied 45 points, 17 rebounds, five steals and five blocks on 2/23 vs. Miami ... Scored 42 points with 15 rebounds, three steals and two blocks on 2/14 vs. Los Angeles ... Recorded 44 points, 17 rebounds and a career-high-tying six steals on 2/10 at Brooklyn, joining Bob McAdoo as the only players in NBA history to record multiple games of 40 points, 15 rebounds and five steals ... Finished with 43 points and 10 rebounds on 2/2 at Oklahoma City, becoming the franchise's all-time leading scorer ... Had 23 points, 13 rebounds, five assists and six blocks on 1/30 vs. Sacramento ... Tallied 25 points, 17 rebounds and six assists on 1/28 vs. LA Clippers, becoming the franchise's all-time leading rebounder ... Finished with 45 points and 16 rebounds on 1/16 at Boston ... Scored 48 points with 17 rebounds, four steals and three blocks on 1/14 at New York ... Recorded 33 points, 11 rebounds and six blocks on 12/27 vs. Brooklyn ... Had 13 points, 10 rebounds, a season-high seven assists and four blocks on 11/13 vs. Atlanta ... Recorded 27 points, 16 rebounds and three blocks on 11/4 at Chicago

... Had 35 points, 15 rebounds and five assists on 10/20 vs. Golden State ... Tallied 33 points and 18 rebounds on 10/18 at Memphis ... Missed one game with left knee tendinitis (10/26), one game with a left pelvic injury (12/2), three games with a left abductor injury (12/4-12/6, 12/11), one game with a right ankle injury (1/10) and one game with a left ankle sprain (3/9) ... Playoffs: Appeared in nine games (all starts), averaging 30.1 points, 13.4 rebounds, 1.7 assists, 2.0 steals and 2.3 blocks in 39.8 minutes ... Shot 52.0 percent (106-204) from the field ... Scored 20+ points in all nine games, including four games with 30+ and one 40-point game ... Grabbed double-digit rebounds in all nine games, including three games with 15+ ... Tallied nine double-doubles ... Had 34 points, a playoff-career-high 19 rebounds, one assist, one steal and three blocks on 5/8 at Golden State ... Finished with 33 points, 18 rebounds, three assists and a playoff-career-high four steals on 5/4 vs. Golden State ... Recorded 25 points, 15 rebounds, a playoff-career-high five assists, two steals and three blocks on 5/1 at Golden State ... Scored a playoff-career-high 47 points (15-23 FG) with 10 rebounds and three blocks on 4/21 vs. Portland ... Had 35 points, 14 rebounds and a playoff-career-high-tying four blocks on 4/14 at Portland

2016-17: (New Orleans Pelicans): NBA All-Star starter ... Named All-Star Game MVP after scoring an All-Star Game record 52 points ... All-NBA First Team selection ... All-Defensive Second Team selection ... Appeared in 75 games (all starts), averaging 28.0 points, 11.8 rebounds, 2.1 assists, 1.3 steals and 2.2 blocks in 36.1 minutes ... Shot 50.5 percent (770-1526) from the field ... Ranked second in the NBA in blocks per game (2.2), third in field goals (770), third in blocks (167), fourth in points (2099), fourth in points per game (28.0), sixth in free throws (519), sixth in defensive rebounds (712), seventh in rebounds (884), seventh in rebounds per game (11.8) and eighth in minutes per game (36.1) ... Set franchise records for points, free throws made and attempted, field goals made and defensive rebounds in a season ... Scored in double figures in 73 games, including 59 games with 20+, 36 games with 30+, eight games with 40+ and one 50-point game ... Grabbed double-digit rebounds in 49 games, including 24 games with 15+ and three games with 20+ ... Blocked multiple shots in 47 games, including six games with 5+ blocks ... Tallied 49 double-doubles ... Finished with 19 points, 12 rebounds, two assists, one steal and a season-high-tying six blocks on 3/31 vs. Sacramento ... Had 36 points, 17 rebounds, three assists, three steals and three blocks on 3/27 at Utah ... Tallied 46 points, 21 rebounds, three assists and one block on 3/11 at Charlotte ... Scored 42 points with 13 rebounds, two assists, one steal and one block on 2/10 at Minnesota ... Had 12 points, nine rebounds, two assists and a season-high six blocks on 2/8 vs. Utah ... Tallied 36 points, 17 rebounds, three assists, three steals and two blocks on 1/29 vs. Washington ... Recorded 16 points, 21 rebounds, two assists, one steal and one block on 1/27 vs. San Antonio ... Finished with 40 points, 18 rebounds, two assists and three blocks on 1/9 at New York, becoming the only player since 1983 to tally those numbers in under 30 minutes played ... Had 28 points, a season-high 22 rebounds, one assist, one steal and four blocks on 12/23 vs. Miami, becoming the first player since Shaquille O'Neal (3/21/04) to have at least 28 points, 22 rebounds and four blocks in a game ... Tallied 35 points, 15 rebounds and five blocks on 12/15 vs. Indiana ... Scored 37 points with 15 rebounds, two assists, two steals and four blocks on 12/4 at Oklahoma City ... Recorded 41 points, 16 rebounds, three assists, four steals and two blocks on 11/29 vs. Los Angeles ... Finished with 31 points, 13 rebounds, two assists and five blocks on 11/25 at Portland ... Tallied 45 points, 10 rebounds, three assists, two steals and one block on 11/23 vs. Minnesota ... Had 38 points, 16 rebounds, two assists, one steal and three blocks on 11/19 vs. Charlotte ... Recorded 35 points, 15 rebounds, two assists, three steals and three blocks on 11/1 vs. Milwaukee ... Finished with 45 points, 17 rebounds, three assists, two steals and two blocks on 10/28 vs. Golden State ... Scored a season-high 50 points (17-34 FG, 16-17 FT) with 15 rebounds, five assists, a season-high five steals and four blocks on 10/26 vs. Denver, becoming the first player in NBA history to put up those numbers in a single game ... Missed one game with a thigh injury (11/16), one game for rest (12/10), one game with a bruised left hip (1/12), one game with a right leg bruise (1/23) and three games with a sore left knee (4/8-4/12)

2015-16: (New Orleans Pelicans): NBA All-Star ... Appeared in 61 games (all starts), averaging 24.3 points, 10.3 rebounds, 1.9 assists, 1.3 steals and 2.0 blocks in 35.5 minutes ... Shot 49.3 percent (560-1136) from the field ... Ranked fourth in the NBA in blocks per game (2.0), seventh in points per game (24.3) and ninth in rebounds per game (10.3) ... Was the only player in the NBA to be ranked in the top 10 of points per game, rebounds per game and blocks per game ... Scored in double figures in 57 games, including 43 games with 20+, 14 games with 30+, three games with 40+ and one 50-point game ... Grabbed double-digit rebounds in 37 games, including nine games with 15+ and two 20-rebound games ... Blocked multiple shots in 37 games, including three games with 5+ ... Finished with 40 points, 13 rebounds, five assists and one block on 3/9 at Charlotte ... Tallied nine points, a season-high-tying 20 rebounds, three assists, two steals and one block on 2/23 at Washington ... Scored a career-high and franchise-record 59 points (24-34 FG) with a season-high 20 rebounds, four assists and one block on 2/21 at Detroit, becoming the youngest player in NBA history to score at least 59 points in a game, and the third player in NBA history to record at least 55 points and 20 rebounds in a game (W. Chamberlain & S. O'Neal) ... Had 28 points, 10 rebounds, four assists, four steals and four blocks on 2/3 at San Antonio ... Finished with 26 points, 11 rebounds, a season-high seven assists, two steals and three blocks on 1/6 vs. Dallas ... Scored 29 points with 15 rebounds, four assists, four steals and three blocks on 12/25 at Miami ... Finished with 28 points, 10 rebounds, one assist and five blocks on 12/14 at Portland ... Tallied 31 points, 12 rebounds, one assist, four steals and one block on 12/4 vs. Cleveland ... Had 17 points, 14 rebounds, two assists, two steals and a season-high nine blocks on 12/1 vs. Memphis ... Recorded 32 points, 19 rebounds, one assist, two steals and four blocks on 11/22 vs. Phoenix ... Tallied 36 points, 11 rebounds, one assist, one steal and four blocks on 11/15 at New York ... Scored 43 points with 10 rebounds, three assists, four steals and three blocks on 11/6 vs. Atlanta ... Missed two games with a right hip contusion (11/11-11/13), one game with a shoulder injury (11/18), two games with a bruised back (1/10-1/12), one game with a concussion (1/28), one game with a sprained right big toe (2/27) and 14 games with a left knee injury (3/20-4/13)

2014-15: (New Orleans Pelicans): NBA All-Star starter ... All-NBA First Team selection ... All-Defensive Second Team selection ... Appeared in 68 games (all starts), averaging 24.4 points, 10.2 rebounds, 2.2 assists, 1.5 steals and 2.9 blocks in 36.1 minutes ... Shot 53.5 percent (642-1199) from the field ... Led the team in scoring 46 times and rebounds 40 times ... Led the NBA in total blocks (200) and blocks per game (2.9) ... Ranked fourth in the NBA in field goals (642), fourth in points per game (24.4), sixth in minutes per game (36.1), seventh in free throws (371), seventh in field goal percentage (.535), eighth in points (1656) and eighth in rebounds per game (10.2) ... Scored in double figures in 63 games, including 52 games with 20+, 17 games with 30+ and three games with 40+ points ... Grabbed double-digit rebounds in 42 games, including four games with 15+ ... Blocked multiple shots in 50 games, including 12 games with 5+ and three games with 8+ blocks ... Tallied 42 double-doubles ... Tallied 36 points, 14 rebounds, a season-high seven assists, one steal and a season-high-tying nine blocks on 3/15 vs. Denver ... Scored a season-high-tying 43 points (17-23 FG) with 10 rebounds, six assists, one steal and two blocks on 3/9 at Milwaukee ... Finished with 39 points, 13 rebounds, two assists, three steals and eight blocks on 3/4 vs. Detroit, becoming the franchise leader in blocked shots ... Had 41 points, 10 rebounds, three assists and two blocks on 2/6 at Oklahoma City ... Tallied 32 points, 10 rebounds, three assists, three steals and four blocks on 1/26 vs. Philadelphia ... Scored 28 points with 10 rebounds, three assists, five steals and one block on 1/25 vs. Dallas ... Recorded 19 points, a season-high 18 rebounds, two assists and one block on 12/30 vs. Phoenix ... Scored 30 points with 14 rebounds, three assists, two steals and five blocks on 12/18 at Houston ... Had 30 points, 15 rebounds, three assists, two steals and three blocks on 12/4 at Golden State ... Finished with 25 points, 10 rebounds, four assists, a career-high-tying six steals and four blocks on 12/2 vs. Oklahoma City ... Scored a season-high 43 points (16-23 FG) with 14 rebounds, two steals and one block on 11/22 at Utah ... Recorded 27 points, 11 rebounds, one assist, four steals and six blocks on 11/8 at San Antonio ... Tallied 31 points, 15 rebounds, two assists, two steals and three blocks on 11/1 vs. Dallas ... Had 26 points, 17 rebounds, two assists, three steals and a season-high nine blocks on 10/28 vs. Orlando ... Missed one game with a chest injury (12/14), three games with a sprained left toe (1/16-1/19), one game with a sore left groin (1/30), seven games with a sprained



right shoulder (2/9-2/11, 2/23-3/2) and two games with a left ankle injury (3/19-3/20) ... Playoffs: Appeared in four games (all starts), averaging 31.5 points, 11.0 rebounds, 2.0 assists, 1.3 steals and 3.0 blocks in 43.0 minutes ... Shot 54.0 percent (47-87) from the field ... Scored 20+ points in all four games, including two games with 30+ ... Grabbed double-digit rebounds in three games ... Blocked multiple shots in all four games ... Tallied three double-doubles ... Had 35 points, seven rebounds, one assist, one steal and a playoff-career-high four blocks on 4/18 at Golden State

2013-14: (New Orleans Pelicans): NBA All-Star ... Appeared in 67 games (66 starts), averaging 20.8 points, 10.0 rebounds, 1.6 assists, 1.3 steals and 2.8 blocks in 35.2 minutes ... Shot 51.9 percent (522-1005) from the field ... Led the team in scoring 27 times and rebounds 45 times ... Led the NBA in blocks per game (2.8) ... Ranked third in the NBA in total blocks (189) and 10th in rebounds per game (10.0) ... Scored in double figures in 61 games, including 39 games with 20+, nine games with 30+ and one 40-point game ... Grabbed double-digit rebounds in 36 games, including nine games with 15+ and one 20-rebound game ... Blocked multiple shots in 44 games, including 13 games with 5+ and three games with 8+ ... Tallied 36 double-doubles ... Scored a season-high 40 points with a season-high 21 rebounds, three assists, one steal and three blocks on 3/16 vs. Boston ... Finished with 32 points, 17 rebounds, three assists, one steal and six blocks on 3/9 vs. Denver ... Had 17 points, 16 rebounds, one assist and four blocks on 2/3 vs. San Antonio ... Tallied 30 points, seven rebounds, three assists, one steal and eight blocks on 1/28 at Cleveland ... Scored 22 points with 19 rebounds, three assists, two steals and seven blocks on 1/26 vs. Orlando ... Finished with 27 points, 10 rebounds, two assists, four steals and four blocks on 1/20 at Memphis ... Recorded 31 points, 17 rebounds, one assist and one block on 1/18 vs. Golden State ... Tallied 22 points, nine rebounds, four assists and eight blocks on 11/20 vs. Utah ... Scored 13 points with nine rebounds, one assist, two steals and a season-high nine blocks on 11/16 vs. Philadelphia ... Had 32 points, 12 rebounds, three assists, one steal and six blocks on 11/8 vs. Los Angeles ... Tallied 25 points, eight rebounds, four assists, a career-high six steals and six blocks on 11/2 vs. Charlotte ... Recorded 26 points, 17 rebounds, one assist, one steal and three blocks on 11/1 at Orlando ... Missed seven games with a broken left hand (12/2-12/17), one game a dislocated left index finger (11/29), one game with an illness (3/19), one game with a left ankle injury (3/29) and five games with a sore back (4/9-4/16)

2012-13: (New Orleans Hornets): All-Rookie First Team selection ... Appeared in 64 games (60 starts), averaging 13.5 points, 8.2 rebounds, 1.0 assist, 1.2 steals and 1.8 blocks in 28.8 minutes ... Shot 51.6 percent (349-676) from the field ... Led the team in scoring 10 times and rebounds 20 times ... Scored in double figures in 47 games, including 10 games with 20+ points ... Grabbed double-digit rebounds in 23 games, including four games with 15+ ... Blocked multiple shots in 34 games ... Tallied 20 double-doubles ... Finished with 18 points, 14 rebounds, two assists, four steals and one block on 4/9 at Los Angeles ... Had 24 points, 12 rebounds and three blocks on 4/5 at Utah ... Tallied 19 points, 11 rebounds, two assists, one steal and a season-high-tying five blocks on 3/12 at Brooklyn ... Finished with 20 points, a season-high 18 rebounds and two assists on 3/9 at Memphis ... Scored 17 points with 15 rebounds and four blocks on 3/4 vs. Orlando ... Tallied 20 points, 12 rebounds, four assists, one steal and four blocks on 1/19 vs. Golden State ... Recorded 15 points, 16 rebounds, one assist, four steals and one block on 12/18 at Golden State ... Scored a season-high 28 points with 11 rebounds and one assist on 11/17 at Milwaukee ... Had 23 points, 11 rebounds, two assists, two steals and a season-high five blocks on 11/9 vs. Charlotte ... Scored 21 points with seven rebounds, one assist and one steal in NBA debut on 10/31 vs. San Antonio ... Missed two games with a concussion (11/3-11/7), 11 games with a stress reaction in his left ankle (11/20-12/8), two games with a sprained left shoulder (2/27-3/1) and three games with a left knee injury (4/12-4/17)

INTERNATIONAL: Averaged 12.3 points and 6.6 rebounds for gold medal winning Team USA at 2014 FIBA World Cup ... Member of the 2012 U.S. Men's Olympic basketball team that captured the gold medal at the 2012 London Summer Olympics, averaging 3.7 points and 2.7 rebounds in 7.6 minutes per game while shooting .647 from the floor for Team USA

COLLEGE: 2011-12 (Kentucky): National Champion ... Final Four Most Outstanding Player ... Consensus First Team All-American ... Wooden Award winner ... Naismith Award winner ... Rupp Trophy award winner ... AP Player of the Year ... NABC Defensive Player of the Year ... All-SEC First Team selection ... USBWA Player of the Year ... USBWA Freshman of the Year ... Sporting News Player of the Year ... SEC Rookie of the Year ... SEC Player of the Year ... SEC Defensive Player of the Year ... SEC All-Freshman Team selection ... SEC All-Defense Team selection ... Appeared in 40 games (all starts), averaging 14.2 points, 10.4 rebounds, 1.3 assists, 1.4 steals and 4.7 blocks in 32.0 minutes ... Shot 62.3 percent (210-337) from the field ... Led the NCAA in blocks (186) and blocks per game (4.7) ... Led the SEC in field goal percentage (.623), free throws (144), offensive rebounds (119), defensive rebounds (296), total rebounds (415), blocks (186) and blocks per game (4.7) ... Ranked second in the NCAA in rebounds (415), third in field goal percentage (.623) and third in defensive rebounds (296) ... Ranked second in the SEC in rebounds per game (10.4), fourth in points (567), fifth in steals (54) and ninth in points per game (14.2) ... Broke school and SEC records as well as an NCAA freshman record for blocks in a season ... Scored in double figures in 32 games, including six games with 20+ points ... Grabbed double-digit rebounds in 23 games, including four games with 15+ ... Blocked multiple shots in all 40 games, including 20 games with 5+ and eight games with 7+ ... Finished the season with 20 double-doubles ... Averaged 13.7 points, 12/3 rebounds and 4.8 blocks in the NCAA Tournament ... Tallied a career-high 28 points (10-11 FG), 11 rebounds, two steals and five blocks on 2/25 vs. Vanderbilt ... Finished with 14 points, a career-high 18 rebounds and five blocks on 12/17 vs. Chattanooga

PERSONAL: Has received the NBA Cares Community Assist Award twice (March 2016; January 2015) in recognition of his charitable efforts throughout New Orleans ... In 2014 launched "AD's Flight Academy" which consisted of monthly events with various groups in the Greater-New Orleans area during the season ... For the holiday season, took more than 200 children from local nonprofits and gave them their very own shopping spree at Target ... Gave a mother of two from the Kingsley House the brand new Kia he was awarded for winning the 2017 NBA All-Star MVP ... Averaged 32 points, 22 rebounds, and seven blocked shots as a senior at Perspectives Charter High School in Chicago ... Named Co-MVP of the Jordan Brand Classic All-American Game with 29 points, 11 rebounds, and four blocks ... Registered 14 points, six rebounds and four blocks in the McDonald's All-American Game ... Posted 16 points with 10 rebounds for the USA team in the Nike Hoops Summit ... One of four finalists for the Morgan Wooten National Player of the Year Award and five finalists for the Naismith Award ... A Parade first team All-American ... Named all-conference three consecutive years while in high school ... Stood just 6-3 at the start of his junior year of high school before a growth spurt took him to 6-10



JARED DUDLEY

Height: 6'6
Weight: 237
Born: 7/10/85 (San Diego, CA)
High School: Horizon (San Diego, CA)
College: Boston College
Experience: 12 years pro

10

CAREER REGULAR SEASON STATISTICS

Year	Team	G	GS	MIN	FG	FGA	PCT	3FG	3FGA	PCT	FT	FTA	PCT	OFF	DEF	TOT	A	PF	DQ	STL	TO	BLK	PTS	AVG
07-08	CHA	73	14	1384	163	348	.468	9	41	.220	87	118	.737	121	165	286	81	128	1	55	50	10	422	5.8
08-09	CHA/PHO	68	7	1155	136	285	.477	29	74	.392	71	105	.676	82	123	205	56	105	1	57	43	8	372	5.5
09-10	PHO	82	1	1991	225	490	.459	120	262	.458	104	138	.754	99	182	281	115	162	1	81	68	16	674	8.2
10-11	PHO	82	15	2140	300	629	.477	105	253	.415	12	218	.743	111	207	318	108	139	0	87	77	20	867	10.6
11-12	PHO	65	60	2020	312	643	.485	80	209	.383	119	164	.726	95	206	301	112	107	0	49	72	19	823	12.7
12-13	PHO	79	50	2170	313	669	.468	106	271	.391	129	162	.796	79	166	245	203	128	0	75	101	8	861	10.9
13-14	LAC	74	43	1729	196	447	.438	81	225	.360	38	58	.655	36	124	160	104	146	0	41	56	10	511	6.9
14-15	MIL	72	22	1717	198	423	.468	74	192	.385	48	67	.716	45	175	220	130	113	0	72	62	11	518	7.2
15-16	WAS	81	41	2098	233	487	.478	100	238	.420	72	98	.735	54	232	286	170	190	1	75	80	18	638	7.9
16-17	PHO	64	7	1362		346	.454	77	203	.379	43	65	.662	31	194	225	121	154	1	42	73	16	434	6.8
17-18	PHO	48	0	686	48	122	.393	29	80	.363	27	35	.771	8	86	94	78	85	0	24	28	11	152	3.2
18-19	BRK	59	25	1220	101	239	.423	53	151	.351	32	46	.696	34	121	155	83	131	0	36	43	16	287	4.9
TOTALS		847	285	19672	2382	5128	.465	863	2199	.392	932	1274	.732	795	1981	2776	1361	1588	5	694	753	163	6559	7.7

CAREER POSTSEASON STATISTICS

Year	Team	G	GS	MIN	FG	FGA	PCT	3FG	3FGA	PCT	FT	FTA	PCT	OFF	DEF	TOT	A	PF	DQ	STL	TO	BLK	PTS	AVG
09-10	PHO	16	0	377	40	86	.465	25	59	.424	17	28	.607	15	45	60	28	37	1	18	9	6	122	7.6
13-14	LAC	7	0	45	3	11	.273	3	6	.500	0	0	---	0	6	6	2	5	0	1	0	0	9	1.3
14-15	MIL	6	0	110	14	30	.467	8	14	.571	4	7	.571	3	8	11	8	12	0	12	5	2	40	6.7
18-19	BRK	4	2	82	3	11	.273	2	9	.222	4	4	1.000	0	2	11	10	3	3	4	1	12	30	7.5
TOTALS		33	2	614	60	138	.435	38	88	.432	25	39	.641	18	61	79	49	64	1	34	18	9	183	5.5

CAREER HIGHS

REGULAR SEASON SINGLE-GAME HIGHS

Points 36, 12/26/12, Phoenix vs. New York
Minutes 49, 1/26/10, Phoenix vs. Charlotte
Field Goals 11, 12/26/12, Phoenix vs. New York (twice)
Field Goal Attempts 17, 1/9/13, Phoenix at Boston (twice)
Three-Point Field Goals 7, 12/23/10, Phoenix vs. Miami
Three-Point Attempts 11, 4/2/17, Phoenix vs. Houston
Free Throws 9, 12/26/12, Phoenix vs. New York (twice)
Free Throw Attempts 12, 11/6/07, Charlotte vs. Phoenix
Offensive Rebounds 7, 3/5/08, Charlotte vs. Golden State
Defensive Rebounds 11, 3/5/08, Charlotte vs. Golden State
Rebounds 18, 3/5/08, Charlotte vs. Golden State
Assists 10, 3/24/17, Phoenix at Boston (twice)
Steals 5, 4/11/11, Phoenix vs. Minnesota (4 times)
Blocks 3, 3/8/12, Phoenix vs. Dallas

POSTSEASON SINGLE-GAME HIGHS

Points 19, 4/26/10, Phoenix vs. Portland
Minutes 31, 5/9/10, Phoenix at San Antonio
Field Goals 6, 5/9/10, Phoenix at San Antonio (twice)
Field Goal Attempts 10, 4/26/10, Phoenix vs. Portland
Three-Point Field Goals 5, 5/19/10, Phoenix at L.A. (twice)
Three-Point Attempts 9, 4/26/10, Phoenix vs. Portland
Free Throws 4, 4/13/19, Brooklyn at Philadelphia
Free Throw Attempts 5, 5/5/10, Phoenix vs. San Antonio (twice)
Offensive Rebounds 4, 5/5/10, Phoenix vs. San Antonio
Defensive Rebounds 5, 5/25/10, Phoenix vs. L.A. (twice)
Rebounds 6, 5/25/10, Phoenix vs. L.A. (3 times)
Assists 5, 4/20/19, Brooklyn vs. Philadelphia (twice)
Steals 4, 4/20/15, Milwaukee at Charlotte
Blocks 2, 5/29/10, Phoenix vs. L.A. (twice)



AT A GLANCE

- Has appeared in 847 career games (285 starts) for the Nets, Suns, Wizards, Bucks, Clippers and Bobcats
- Owns career averages of 7.7 points, 3.3 rebounds and 1.6 assists in 23.2 minutes
- Appeared in 33 NBA playoff games (two starts) for the Nets, Bucks, Clippers and Suns
- Selected by the Charlotte Bobcats with the 22nd overall pick of the 2007 NBA Draft

HOW ACQUIRED: Signed with the Lakers on July 7, 2019

2018-19: (Brooklyn Nets): Appeared in 59 games (25 starts), averaging 4.9 points, 2.6 rebounds and 1.4 assists in 20.7 minutes ... Scored in double figures in nine games ... Scored a season-high-tying 16 points with six rebounds, one assist and two steals on 4/6 at Milwaukee ... Scored a season-high 16 points with two rebounds, two assists and three steals on 12/16 vs. Atlanta ... Missed 16 games with a left hamstring strain (1/11-2/13) ... DNP-CD seven times ... Playoffs: Appeared in four games (two starts), averaging 3.0 points and 2.8 assists in 20.5 minutes ... Missed one game with right calf tightness (4/15)

CAREER: Has appeared in 847 NBA games (285 starts) for the Nets, Suns, Wizards, Bucks, Clippers and Bobcats ... Owns career averages of 7.7 points, 3.3 rebounds and 1.6 assists in 23.2 minutes ... Has shot 46.5 percent (2382-5128) from the field and 39.2 percent (863-2199) from three-point range ... Scored in double figures in 290 games, including 29 games with 20+ and two 30-point games ... Has 12 career double-doubles ... Playoffs: Has appeared in 33 playoff games (two starts) for the Nets, Bucks, Clippers and Suns, averaging 5.5 points, 2.4 rebounds, 1.5 assists and 1.0 steal in 18.6 minutes ... Has shot 43.2 percent (38-88) from three-point range ... Scored in double figures in 33 games ... Career Transactions: Selected by the Charlotte Bobcats with the 22nd overall pick in the 2007 NBA Draft ... Acquired by the Phoenix Suns along with Jason Richardson and a 2010 second round draft pick in exchange for Raja Bell, Boris Diaw and Sean Singletary on December 10, 2008 ... Acquired by the LA Clippers along with J.J. Redick in exchange for Eric Bledsoe, Caron Butler and a 2014 second round draft pick on July 10, 2013 ... Acquired by the Milwaukee Bucks along with a 2017 first round draft pick in exchange for Carlos Delfino, Miroslav Raduljica and a 2016 second round draft pick on August 26, 2014 ... Acquired by the Washington Wizards in exchange for a 2020 second round draft pick on July 9, 2015 ... Signed as a free agent with the Phoenix Suns on July 8, 2016 ... Acquired by the Brooklyn Nets along with a 2021 second round draft pick in exchange for Darrell Arthur on July 20, 2018 ... Signed as a free agent with the Los Angeles Lakers on July 7, 2019

2017-18: (Phoenix Suns): Appeared in 48 games (zero starts), averaging 3.2 points, 2.0 rebounds and 1.6 assists in 14.3 minutes ... Scored in double figures in five games ... Scored a season-high-tying 13 points with one rebound, three assists and two steals on 1/29 at Memphis ... Finished with five points, three rebounds, nine assists and two steals on 1/22 at Milwaukee ... Scored a season-high 13 points with five rebounds, four assists and one steal ... on 11/8 vs. Miami ... Missed three games due to left foot surgery (10/18-10/21), six games with a right knee contusion (11/11-11/22), three games with an illness (1/2-1/5) and one game with left ankle soreness (3/30) ... DNP-CD 21 times

2016-17: (Phoenix Suns): Appeared in 64 games (seven starts), averaging 6.8 points, 3.5 rebounds and 1.9 assists in 21.3 minutes ... Scored in double figures in 14 games ... Made multiple three-pointers in 22 games ... Scored a season-high-tying 19 points with seven rebounds, six assists and two steals on 4/5 vs. Golden State ... Tallied six points, eight rebounds, seven assists, three steals and two blocks on 3/28 at Atlanta ... Finished with six points, four rebounds and 10 assists on 3/24 at Boston ... Tallied 16 points, five rebounds and six assists on 11/18 at Indiana ... Scored a season-high 19 points with five rebounds, one assist, one steal and two blocks on 11/9 vs. Detroit ... Missed one game with left foot soreness (11/27), one game with dizziness (1/16), one game with flu-like symptoms (1/24) and two games with illness (2/1-2/3) ... DNP-CD 13 times

2015-16: (Washington Wizards): Appeared in 81 games (41 starts), averaging 7.9 points, 3.5 rebounds and 2.1 assists in 25.9 minutes ... Shot 42.0 percent (100-238) from three-point range ... Ranked seventh in the NBA in three-point field goal percentage (.420) ... Scored in double figures in 31 games ... Made multiple three-pointers in 28 games ... Recorded 11 points, seven rebounds, three assists, four steals and two blocks on 4/10 vs. Charlotte ... Finished with 18 points, four rebounds, five assists and one steal on 2/23 vs. New Orleans ... Had 12 points, four rebounds, four assists and four steals on 1/28 vs. Denver ... Tallied 17 points, three rebounds, three assists and three steals on 12/30 at Toronto ... Scored a season-high-tying 19 points with nine rebounds, four assists and two steals on 12/19 vs. Charlotte ... Scored a season-high 19 points with five rebounds, one assist and two blocks on 11/27 at Boston ... DNP-CD once

2014-15: (Milwaukee Bucks): Appeared in 72 games (22 starts), averaging 7.2 points, 3.1 rebounds, 1.8 assists and 1.0 steal in 23.8 minutes ... Scored in double figures in 19 games, including one 20-point contest ... Made multiple three-pointers in 18 games ... Had seven points, five rebounds, six assists and four steals on 2/25 vs. Philadelphia ... Finished with 19 points, four rebounds, two assists and three steals on 2/9 vs. Brooklyn ... Tallied 18 points, six rebounds, two assists, three steals and one block on 1/31 vs. Portland ... Scored a season-high 24 points with four rebounds, two assists and four steals on 12/26 at Atlanta ... Finished with 16 points, eight rebounds, three assists and two steals on 12/20 at LA Clippers ... Missed three games with back spasms (3/17-3/20), one game with a sore lower back (3/30) and one game for rest (4/13) ... DNP-CD five times ... Playoffs: Appeared in six games (zero starts), averaging 6.7 points, 1.8 rebounds, 1.3 assists and 2.0 steals in 18.3 minutes ... Shot 57.1 percent (8-14) from three-point range ... Scored in double figures twice ... Finished with 13 points, two rebounds, five assists, two steals and one block on 4/25 vs. Chicago

2013-14: (LA Clippers): Appeared in 74 games (43 starts), averaging 6.9 points, 2.2 rebounds and 1.4 assists in 23.4 minutes ... Scored in double figures in 18 games, including three games with 20+ points ... Made multiple three-pointers in 18 games ... Finished with 18 points, two rebounds, three assists, four steals and two blocks on 1/8 vs. Boston ... Had 20 points (6-9 3FG), one rebound and five assists on 1/1 vs. Charlotte ... Tallied 15 points, four rebounds and four steals on 12/22 vs. Minnesota ... Recorded 14 points, seven rebounds, two assists and two steals on 12/16 vs. San Antonio ... Scored a season-high 21 points with one rebound and one assist on 11/24 vs. Chicago ... Missed three games with back spasms (3/6-3/10) ... DNP-CD five times ... Playoffs: Appeared in seven games (zero starts), averaging 1.3 points in 6.4 minutes

2012-13: (Phoenix Suns): Appeared in 79 games (50 starts), averaging 10.9 points, 3.1 rebounds and 2.6 assists in 27.5 minutes ... Scored in double figures in 43 games, including six games with 20+ and one 30-point game ... Made multiple three-pointers in 28 games ... Had multiple steals in 21 games ... Tallied one double-double ... Recorded 22 points, three rebounds, seven assists and two steals on 3/9 vs. Houston ... Had 23 points, five rebounds, five assists and one steal on 1/26 at San Antonio ... Scored 13 points with six rebounds, four assists and three steals on 1/17 vs. Milwaukee ... Finished with 14 points, 10 rebounds, five assists and one steal on 1/9 at Boston ... Had 18 points, five rebounds, eight assists and two steals on 1/8 at Milwaukee ... Scored a career-high 36 points with five rebounds, three assists and one steal on 12/26 vs. New York ... Tallied eight points, one rebound and 10 assists on 12/22 at Portland ... Had 20 points, four rebounds, five assists and three steals on 12/19 vs. Charlotte ... Finished with 15 points, nine rebounds, five assists and three steals on 12/12 vs. Memphis ... Missed one game with a right wrist sprain (3/22) and two games with a stomach virus (11/12-1/14)

2011-12: (Phoenix Suns): Appeared in 65 games (60 starts), averaging a career-high 12.7 points, 4.6 rebounds and 1.7 assists in 31.1 minutes ... Scored in double figures in 45 games, including nine games with 20+ points ... Made multiple three-pointers in 24 games ... Tallied two double-doubles ... Finished with 23 points (4-5 3FG), seven rebounds, one steal and one block on 3/16 vs. Detroit ... Scored a season-high 28 points with nine rebounds, one assist, one steal and one block on 3/12 vs. Minnesota ... Had 18 points, eight rebounds and three blocks on 3/8 vs. Dallas ... Recorded 17 points, 11 rebounds, one assist and two steals on 3/7 at Oklahoma City ... Finished with 25 points, three rebounds, four assists, one steal and two blocks on 2/19 vs. Los Angeles ... Scored 20 points with 10 rebounds, one assist, two steals and two blocks on 2/11 at Sacramento ... Had 20 points, six rebounds, four assists and three steals on 1/28 vs. Memphis ... Scored 14 points with five rebounds, two assists, two steals and one block on 12/31 at Oklahoma City ... Missed one game with a thigh bruise (2/4)

2010-11: (Phoenix Suns): Appeared in 82 games (15 starts), averaging 10.6 points, 3.9 rebounds, 1.3 assists and 1.1 steals in 26.1 minutes ... Shot 41.5 percent (105-253) from three-point range ... Scored in double figures in 42 games, including nine games with 20+ and one 30-point game ... Made multiple three-pointers in 28 games ... Had multiple steals in 24 games ... Tallied two double-doubles ... Recorded 26 points (5-5 3FG), eight rebounds, three assists and five steals on 4/11 vs. Minnesota ... Had 12 points, 10 rebounds, three assists, three steals and one block on 4/3 at San Antonio ... Tallied 16 points, seven rebounds, five assists, two steals and two blocks on 4/1 vs. LA Clippers ... Finished with 21 points, five rebounds, two assists, five steals and one block on 3/29 at Sacramento ... Recorded 20 points, five rebounds, five assists and three steals on 3/27 vs. Dallas ... Scored a season-high 33 points (7-10 3FG) with 12 rebounds and three assists on 12/23 vs. Miami ... Tallied 27 points, five rebounds, three assists, two steals and one block on 12/20 at San Antonio ...

2009-10: (Phoenix Suns): Appeared in 82 games (one start), averaging 8.2 points, 3.4 rebounds, 1.4 assists and 1.0 steal in 24.3 minutes ... Shot 45.8 percent (120-262) from three-point range ... Scored in double figures in 31 games, including one 20-point contest ... Made multiple three-pointers in 34 games ... Had multiple steals in 21 games ... Tallied two double-doubles ... Scored a season-high 20 points (6-7 3FG) with four rebounds, five assists, three steals and one block on 4/2 at Detroit ... Finished with 11 points, 12 rebounds, one assist, two steals and one block on 3/6 vs. Indiana ... Scored 12 points with five rebounds, three assists and three steals on 2/1 at New Orleans ... Tallied 18 points, 10 rebounds, two assists and two steals on 1/26 vs. Charlotte ... Finished with 19 points, seven rebounds, three assists, one steal and one block on 12/28 vs. Los Angeles ... Had 17 points (5-6 3FG), five rebounds, three assists and two steals on 11/19 at New Orleans ... Recorded 18 points, five rebounds, one assist and three steals on 11/9 at Philadelphia ... Playoffs: Appeared in 16 games (zero starts), averaging 7.6 points, 3.8 rebounds, 1.8 assists and 1.1 steals in 23.6 minutes ... Scored in double figures in seven games ... Finished with 15 points, five rebounds, four assists and three steals on 5/19 at Los Angeles ... Scored a playoff-career-high 19 points with two rebounds, one assist and one steal on 4/26 vs. Portland

2008-09: (Charlotte Bobcats/Phoenix Suns): Appeared in 68 games (seven starts), averaging 5.5 points and 3.0 rebounds in 17.0 minutes ... Scored in double figures in 15 games ... Tallied one double-double ... Had 16 points (4-5 3FG), two rebounds and one assist on 4/11 at Minnesota ... Scored a season-high 17 points with 11 rebounds, one assist and three steals on 3/29 at Sacramento ... Tallied 11 points, three rebounds, six assists and two steals on 3/21 vs. Washington ... Finished with 13 points, eight rebounds, two assists, two steals and one block on 2/26 at Los Angeles ... Recorded six points, eight rebounds, two assists and five steals on 2/17 vs. LA Clippers ... Had two points, five rebounds, one assist and five steals on 2/2 vs. Sacramento ... Missed one game due to impending trade (12/10) ... Inactive once (11/28) ... DNP-CD 11 times

2007-08: (Charlotte Bobcats): Appeared in 73 games (14 starts), averaging 5.8 points, 3.9 rebounds and 1.1 assists in 19.0 minutes ... Scored in double figures in 18 games ... Tallied four double-doubles ... Scored a season-high 19 points with eight rebounds and two assists on 4/12 at Indiana ... Recorded 13 points, eight rebounds, three assists and four steals on 3/7 vs. Atlanta ... Finished with 10 points, a career-high 18 rebounds, one assist, one steal and two blocks on 3/5 vs. Golden State ... Tallied 17 points, 10 rebounds and one assist on 3/2 vs. Toronto ... Had nine points, seven rebounds, three assists and three steals on 2/29 at Boston ... Scored 15 points with five rebounds, two assists, three steals and one block on 2/8 vs. New Jersey ... Recorded 16 points, 10 rebounds, one assist and three steals on 12/3 at Toronto ... Had 16 points, 11 rebounds, one assist and one steal on 11/7 vs. Phoenix ... Tallied one rebound in NBA debut on 11/2 vs. Milwaukee ... DNP-CD nine times



COLLEGE: Appeared in 130 games (all starts), averaging 15.9 points, 7.2 rebounds, 3.0 assists and 1.4 steals in 36.4 minutes ... Shot 50.4 percent (689-1368) from the field ... 2006-07 (Boston College): ACC Player of the Year ... Second Team All-America selection ... All-ACC First Team selection ... Appeared in 30 games (all starts), averaging 19.0 points, 8.3 rebounds, 3.0 assists and 1.4 steals in 38.4 minutes ... Shot 56.2 percent (195-347) from the field and 44.3 percent (39-88) from three-point range ... Ranked first in the ACC in rebounds per game (8.3), second in points per game (19.0), fourth in field goal percentage (.562), sixth in rebounds (248), ninth in free throws (142) and 10th in free throw percentage (.744) ... 2005-06 (Boston College): All-ACC Tournament First Team selection ... All-ACC Second Team selection ... Appeared in 36 games (all starts), averaging 16.7 points, 6.6 rebounds, 3.2 assists and 1.1 steals in 37.2 minutes ... Ranked fourth in the ACC in free throws (171), sixth in rebounds (239), eighth in assists (115), ninth in field goal percentage (.494) and ninth in points per game (16.7) ... 2004-05 (Boston College): Big East Most Improved Player ... All-Big East First Team selection ... Appeared in 30 games (all starts), averaging 16.5 points, 7.5 rebounds, 3.2 assists and 1.6 steals in 36.0 minutes ... Ranked third in the Big East in free throws (135), fifth in points per game (16.5), eighth in rebounds (224), eighth in steals (49), ninth in free throw percentage (.754) and ninth in field goal percentage (.488) ... 2003-04 (Boston College): Big East All-Freshman Team selection ... Appeared in 34 games (all starts), averaging 11.9 points, 6.6 rebounds, 2.8 assists and 1.3 steals in 34.0 minutes ... Ranked sixth in free throws (125) and 10th in rebounds (225)

PERSONAL: Son of Melinda Schall and Anthony Dudley ... Has an older brother, Milan ... He and his wife, Christina, have three children, Jaylin, Justus and Jolee ... Has appeared on ESPN's "First Take" and other shows, as well as guest-hosting opportunities on local sports shows ... In conjunction with the NBA, GLSEN and Ad Council, has appeared in a public service announcement along with former teammate Grant Hill for the "Think B4 You Speak" campaign, an award-winning program which aims to address the use of anti-gay language by teens ... Earned his bachelor's degree from BC's College of Arts and Sciences



DANNY GREEN

Height: 6'6
Weight: 215
Born: 6/22/87 (North Babylon, NY)
High School: St. Mary's (Manhasset, NY)
College: North Carolina
Experience: 10 years pro

14

CAREER REGULAR SEASON STATISTICS

Year	Team	G	GS	MIN	FG	FGA	PCT	3FG	3FGA	PCT	FT	FTA	PCT	OFF	DEF	TOT	A	PF	DQ	STL	TO	BLK	PTS	AVG
09-10	CLE	20	0	115	15	39	.385	6	22	.273	4	6	.667	8	9	17	5	9	0	6	5	3	40	2.0
10-11	SAS	8	0	92	17	35	.486	7	19	.368	0	0	---	3	12	15	2	7	0	2	5	1	41	5.1
11-12	SAS	66	38	1522	211	477	.442	102	234	.436	79	100	.790	54	174	228	86	107	0	58	67	46	603	9.1
12-13	SAS	80	80	2201	297	663	.448	177	413	.429	67	79	.848	36	208	244	141	124	0	92	94	54	838	10.5
13-14	SAS	68	59	1651	218	505	.432	132	318	.415	50	63	.794	25	204	229	104	107	0	65	76	61	618	9.1
14-15	SAS	81	80	2312	322	738	.436	191	457	.418	111	127	.874	54	289	343	158	163	0	101	93	87	946	11.7
15-16	SAS	79	79	2062	211	561	.376	116	349	.332	34	46	.739	48	255	303	141	141	0	79	75	64	572	7.2
16-17	SAS	68	68	1807	176	449	.392	118	311	.379	27	32	.844	31	193	224	124	120	0	70	76	57	497	7.3
17-18	SAS	70	60	1791	217	561	.387	116	320	.363	50	65	.769	41	208	249	110	122	1	63	74	80	600	8.6
18-19	TOR	80	80	2216	293	630	.465	198	435	.455	37	44	.841	60	257	317	126	171	1	73	75	53	821	10.3
TOTALS		620	544	15769	1977	4658	.424	1163	2878	.404	459	562	.817	360	1809	2169	997	1071	2	609	640	506	5576	9.0

CAREER POSTSEASON STATISTICS

Year	Team	G	GS	MIN	FG	FGA	PCT	3FG	3FGA	PCT	FT	FTA	PCT	OFF	DEF	TOT	A	PF	DQ	STL	TO	BLK	PTS	AVG
10-11	SAS	4	0	7	2	6	.333	1	4	.250	0	0	---	0	1	1	2	1	0	1	1	1	5	1.3
11-12	SAS	14	12	289	38	91	.418	20	58	.345	7	10	.700	3	42	45	15	24	0	7	15	10	103	7.4
12-13	SAS	21	21	669	83	186	.446	55	114	.482	12	15	.800	18	69	87	32	51	0	22	19	23	233	11.1
13-14	SAS	23	23	529	78	159	.491	48	101	.475	9	11	.818	9	60	69	21	50	0	32	20	17	213	9.3
14-15	SAS	7	7	204	21	61	.344	12	40	.300	4	6	.667	7	15	22	15	12	0	7	5	7	58	8.3
15-16	SAS	10	10	267	30	65	.462	24	48	.500	2	3	.667	0	31	31	7	20	0	21	6	8	86	8.6
16-17	SAS	16	16	436	45	111	.405	26	76	.342	8	14	.571	13	44	57	23	30	0	10	17	15	124	7.8
17-18	SAS	5	5	103	8	30	.267	5	20	.250	0	0	---	4	7	11	1	8	0	1	2	4	21	4.2
18-19	TOR	24	24	684	53	155	.342	39	119	.328	21	23	.913	17	70	87	26	60	1	31	26	11	166	6.9
TOTALS		124	118	3188	358	864	.414	230	580	.397	63	82	.768	71	339	410	142	256	1	132	111	96	1009	8.1



CAREER HIGHS

REGULAR SEASON SINGLE-GAME HIGHS

Points	33, 4/11/14, San Antonio vs. Phoenix
Minutes	52, 12/17/14, San Antonio vs. Memphis
Field Goals	12, 4/11/14, San Antonio vs. Phoenix
Field Goal Attempts	21, 12/19/14, San Antonio vs. Portland
Three-Point Field Goals	8, 1/19/19, Toronto vs. Memphis (twice)
Three-Point Attempts	13, 3/5/19, Toronto vs. Houston (3 times)
Free Throws	9, 12/28/14, San Antonio vs. Houston
Free Throw Attempts	10, 12/28/14, San Antonio vs. Houston
Offensive Rebounds	5, 12/19/14, San Antonio vs. Portland
Defensive Rebounds	12, 2/9/15, San Antonio at Indiana
Rebounds	12, 12/14/18, Toronto at Portland (twice)
Assists	7, 2/21/13, San Antonio at LA Clippers
Steals	5, 12/28/14, S.A. vs. Houston (3 times)
Blocks	6, 3/15/18, San Antonio vs. N.O.

POSTSEASON SINGLE-GAME HIGHS

Points	27, 6/11/13, San Antonio vs. Miami
Minutes	44, 5/6/13, San Antonio vs. Golden St.
Field Goals	9, 5/14/14, S.A. vs. Portland (twice)
Field Goal Attempts	15, 6/11/13, S.A. vs. Miami (twice)
Three-Point Field Goals	7, 5/21/14, San Antonio vs. OKC (twice)
Three-Point Attempts	10, 6/5/19, Toronto at Golden St. (3 times)
Free Throws	8, 5/5/19, Toronto at Philadelphia
Free Throw Attempts	8, 5/5/19, Toronto at Philadelphia
Offensive Rebounds	4, 5/12/13, San Antonio at Golden St.
Defensive Rebounds	9, 5/14/14, San Antonio vs. Portland
Rebounds	9, 5/14/14, San Antonio vs. Portland
Assists	4, 6/13/13, S.A. vs. Miami (3 times)
Steals	5, 6/10/14, San Antonio at Miami
Blocks	5, 5/2/15, San Antonio at LA Clippers

AT A GLANCE

- Two-time NBA Champion (2014, 2019)
- Has appeared in 620 career games (544 starts) for the Raptors, Spurs and Cavaliers
- Owns career averages of 9.0 points, 3.5 rebounds, 1.6 assists and 1.0 steal per game
- One-time All-Defensive Second Team honoree (2017)
- Played in 124 NBA playoff games (118 starts) for the Raptors and Spurs

HOW ACQUIRED: Signed with the Lakers on July 6, 2019

2018-19: (Toronto Raptors): NBA Champion ... Appeared in 80 games (all starts), averaging 10.3 points, 4.0 rebounds and 1.6 assists in 27.7 minutes ... Shot 45.5 percent (198-435) from three-point range ... Ranked second in the NBA in three-point field goal percentage (.455) ... Scored in double figures in 40 games, including four games with 20+ points ... Made multiple three-pointers in 55 games ... Had multiple steals in 18 games ... Tallied one double-double ... Finished with 21 points, three rebounds, two assists and two blocks on 4/7 vs. Miami ... Scored a season-high 29 points (7-10 3FG) with five rebounds, one assist, two steals and three blocks on 4/1 vs. Orlando ... Tallied 17 points, five rebounds, six assists and two steals on 3/20 at Oklahoma City ... Scored 22 points (6-10 3FG) with one rebound, one assist and one block on 1/25 at Houston ... Had 24 points (8-12 3FG), six rebounds, three assists, two steals and one block on 1/19 vs. Memphis ... Finished with 16 points, nine rebounds, two steals and two blocks on 1/13 at Washington ... Tallied 19 points, a career-high-tying 12 rebounds and two blocks on 12/14 at Portland ... Missed one game with a sore left knee (12/21) and one game for rest (1/8) ... Playoffs: Appeared in 24 games (all starts), averaging 6.9 points, 3.6 rebounds, 1.1 assists and 1.3 steals in 28.5 minutes ... Scored in double figures in seven games ... Made multiple three-pointers in 11 games ... Had multiple steals in nine games ... Finished with 18 points (6-10 3FG), five rebounds, one assist, one steal and one block on 6/5 at Golden State ... Scored 17 points (5-7 3FG) with five rebounds and three steals on 5/7 vs. Philadelphia

CAREER: Two-time NBA Champion (2019 & 2014) ... All-Defensive Second Team selection (2017) ... Has appeared in 620 NBA games (544 starts) for the Raptors, Spurs and Cavaliers ... Owns career averages of 9.0 points, 3.5 rebounds, 1.6 assists and 1.0 steal in 25.4 minutes ... Shot 40.4 percent (1163-2878) from three-point range ... Scored in double figures in 253 games, 33 games with 20+ and one 30-point game ... Tallied four double-doubles ... NBA G League: Appeared in 19 games (16 starts) for Erie, Reno and Austin, averaging 20.1 points, 7.3 rebounds, 2.5 assists, 1.6 steals and 1.0 block in 36.9 minutes ... Scored in double figures in 17 games, including 10 games with 10+ and two 30-point games ... Tallied five double-doubles ... Playoffs: Has appeared in 124 playoff games (118 starts) for the Raptors and Spurs, averaging 8.1 points, 3.3 rebounds, 1.1 assists and 1.1 steals in 25.7 minutes ... Shot 39.7 percent (230-580) from three-point range ... Scored in double figures in 45 games, including six games with 20+ points ... Career Transactions: Selected by the Cleveland Cavaliers with the 46th overall pick in the 2009 NBA Draft ... Waived by the Cavaliers on October 19, 2010 ... Signed as a free agent with the San Antonio Spurs on November 17, 2010 ... Waived by the Spurs on November 23, 2010 ... Signed a contract for the rest of the season with the Spurs on March 16, 2011 ... Re-signed with the Spurs on July 11, 2012 ... Re-signed with the Spurs on July 14, 2015 ... Acquired by the Toronto Raptors along with Kawhi Leonard and cash in exchange for DeMar DeRozan, Jakob Poeltl and a 2019 first round draft pick on July 18, 2018 ... Signed as a free agent with the Los Angeles Lakers on July 6, 2019

2017-18: (San Antonio Spurs): Appeared in 70 games (60 starts), averaging 8.6 points, 3.6 rebounds, 1.6 assists and 1.1 blocks in 25.6 minutes ... Scored in double figures in 27 games, including three 20-point contests ... Made multiple three-pointers in 35 games ... Blocked multiple shots in 21 games ... Had five points, seven rebounds, two assists and a career-high six blocks on 3/15 vs. New Orleans ... Recorded 17 points (5-7 3FG) and three rebounds on 2/7 at Phoenix ... Tallied 22 points, six rebounds, three assists, three steals and one block on 12/4 vs. Houston ... Finished with 14 points, eight rebounds, three assists and two blocks on 1/24 at Memphis ... Recorded 12 points, three rebounds, two assists, two steals and three blocks on 12/6 vs. Miami ... Tallied 11 points, six rebounds, three assists and three blocks on 12/4 vs. Detroit ... Scored a season-high 24 points with one rebound, two assists, one steal and one block on 11/7 vs. LA Clippers ... Had 10 points, four rebounds, one assist, four steals and one block on 10/29 at Indiana ... Tallied 17 points, eight rebounds and five blocks on 10/23 vs. Toronto ... Missed one game with right hamstring tightness (11/11), nine games with left groin tightness (12/9, 12/18, 12/21-12/23, 1/3-1/11), one game for rest (12/16) and one game with an illness (2/23) ... Playoffs: Appeared in five games (all starts), averaging 4.2 points and 2.2 rebounds in 20.6 minutes

2016-17: (San Antonio Spurs): All-Defensive Second Team selection ... Appeared in 68 games (all starts), averaging 7.3 points, 3.3 rebounds, 1.8 assists and 1.0 steal in 26.6 minutes ... Scored in double figures in 18 games ... Made multiple three-pointers in 35 games ... Had multiple steals in 21 games ... Tallied 16 points, six rebounds, three assists and two steals on 3/29 vs. Golden State ... Recorded five points, two rebounds, one assist, two steals and a season-high-tying four blocks on 3/27 vs. Cleveland ... Tallied 14 points, five rebounds, one assist, two steals and two blocks on 3/13 vs. Atlanta ... Had four points, seven rebounds, two assists, one steal and a season-high four blocks on 1/24 at Toronto ... Scored a season-high 18 points (6-8 3FG) with two rebounds, one assist and one block on 12/30 vs. Portland ... Finished with 11 points, seven rebounds, two assists and three blocks on 11/25 at Boston ... Missed seven games with a left quad strain (10/25-11/5), five games with a left quad contusion (4/2-4/8) and two games for rest (11/11, 3/25) ... Playoffs: Appeared in 16 games (all starts), averaging 7.8 points, 3.6 rebounds and 1.4 assists in 27.3 minutes ... Scored in double figures in five games ... Made multiple three-pointers in eight games ... Had 10 points, six rebounds, two assists, two steals and two blocks on 5/11 at Houston ... Finished with 16 points, five rebounds and three assists on 5/9 vs. Houston

2015-16: (San Antonio Spurs): Appeared in 79 games (all starts), averaging 7.2 points, 3.8 rebounds, 1.8 assists and 1.0 steal in 26.1 minutes ... Scored in double figures in 22 games ... Made multiple three-pointers in 33 games ... Scored nine points with five rebounds, one assist, four steals and two blocks on 4/7 at Golden State ... Had 10 points, four rebounds, two assists, one steal and three blocks on 3/19 vs. Golden State ... Recorded 16 points, seven rebounds, one assist, three steals and one block on 2/24 at Sacramento ... Finished with 15 points, seven rebounds, three assists, three steals and one block on 2/9 at Miami ... Had 18 points (6-8 3FG), six rebounds, three assists, three steals and one block on 1/27 vs. Houston ... Tallied 12 points, five rebounds, two assists, one steal and a season-high four blocks on 1/22 at Los Angeles ... Scored 18 points (6-8 3FG) with four rebounds, three assists, three steals and one block on 1/2 vs. Houston ... Finished with 18 points, six rebounds and four assists on 11/23 vs. Phoenix ... Missed three games for rest (3/5, 3/25, 4/8) ... Playoffs: Appeared in 10 games (all starts), averaging 8.6 points, 3.1 rebounds and 2.1 steals in 26.7 minutes ... Shot 50.0 percent (24-48) from three-point range ... Scored in double figures in three games, including one 20-point contest ... Tallied 20 points, three rebounds, one assist, two steals and one block on 5/10 vs. Oklahoma City ... Finished with 18 points, four rebounds, one assist, one steal and three blocks on 4/30 vs. Oklahoma City

2014-15: (San Antonio Spurs): Appeared in 81 games (80 starts), averaging 11.7 points, 4.2 rebounds, 2.0 assists, 1.2 steals and 1.1 blocks in 28.5 minutes ... Shot 41.8 percent (191-457) from three-point range ... Ranked seventh in the NBA in three-point field goal percentage (.418) and eighth in three pointers made (191) ... Set the Spurs single-season franchise record with 191 three-point field goals ... Scored in double figures in 50 games, including nine games with 20+ points ... Made multiple three-pointers in 52 games ... Had multiple steals in 30 games ... Tallied two double-doubles ... Recorded 21 points (6-6 3FG), one rebound, one assist, one steal and one block on 4/3 vs. Denver ... Finished with 10 points, eight rebounds, four assists and two steals on 3/18 at Milwaukee ... Had 24 points, four rebounds, one assist, two steals and four blocks on 3/12 vs. Cleveland ... Tallied eight points, a career-high 12 rebounds, one assist, three steals and one block on 2/9 at Indiana ... Recorded 24 points, four rebounds, three assists and a career-high-tying five steals on 12/28 vs. Houston ... Scored a season-high 27 points (6-9 3FG) with 10 rebounds, one assist and one steal on 12/19 vs. Portland ... Had 25 points (7-13 3FG), seven rebounds, three assists, two steals and five blocks on 12/17 vs. Memphis, becoming the first player in NBA history to record seven three-pointers and five blocks in the same game ... Tallied 20 points (6-11 3FG), 10 rebounds, two assists, two steals and three blocks on 12/3 at Brooklyn ... Finished with 18 points, six rebounds, three assists, three steals and one block on 11/30 at Boston ... Had 21 points, seven rebounds, two assists and three blocks on 11/22 vs. Brooklyn ... DNP-CD once (12/20) ... Playoffs: Appeared in seven games (all starts), averaging 8.3 points, 3.1 rebounds, 2.1 assists, 1.0 steal and 1.0 block in 29.1 minutes ... Scored in double figures twice ... Recorded 16 points, eight rebounds, three assists, two steals and a playoff-career-high five blocks on 5/2 at LA Clippers

2013-14: (San Antonio Spurs): NBA Champion ... Appeared in 68 games (59 starts), averaging 9.1 points, 3.4 rebounds, 1.5 assists and 1.0 steal in 24.3 minutes ... Shot 41.5 percent (132-318) from three-point range ... Scored in double figures in 26 games, including five games with 20+ and one 30-point game ... Made multiple three-pointers in 31 games ... Tallied one double-double ... Scored a career-high 33 points (7-10 3FG) with four rebounds, two assists and one block on 4/11 vs. Phoenix ... Had 17 points, eight rebounds, three assists, one steal and two blocks on 2/6 at Brooklyn ... Scored 22 points with seven rebounds, two assists, one steal and two blocks on 2/5 at Washington ... Tallied 22 points (5-5 3FG), two assists, three steals and two blocks on 12/26 at Dallas ... Recorded five points, two assists, one block and a career-high-tying five steals on 11/25 vs. New Orleans ... Had 24 points (6-9 3FG), 10 rebounds, one steal and one block on 11/10 at New York ... Tallied 19 points, five rebounds, two assists, two steals and a season-high four blocks on 11/6 vs. Phoenix ... Missed 10 games with a non-displaced fracture of second metacarpal (1/13-2/1), two games with right foot inflammation (3/28-3/29) and one game for rest (4/14) ... DNP-CD once (3/24) ... Playoffs: Appeared in 23 games (all starts), averaging 9.3 points, 3.0 rebounds and 1.4 steals in 23.0 minutes ... Shot 47.5 percent (48-101) from three-point range ... Scored in double figures in nine games, including two 20-point games ... Made multiple three pointers in 14 games ... Had 15 points, one rebound, three assists, one block and a playoff-career-high five steals on 6/10 at Miami ... Scored 21 points (7-10 3FG) with three rebounds, one assist and three steals on 5/21 vs. Oklahoma City ... Tallied 22 points, a playoff-career-high nine rebounds, one assist, one steal and one block on 5/14 vs. Portland

2012-13: (San Antonio Spurs): Appeared in 80 games (all starts), averaging 10.5 points, 3.1 rebounds, 1.8 assists and 1.2 steals in 27.5 minutes ... Shot 42.9 percent (177-413) from three-point range ... Ranked seventh in the NBA in three-point field goal percentage (.429) and eighth in three-pointers made (177) ... Scored in double figures in 40 games, including eight games with 20+ points ... Made multiple three-pointers in 53 games ... Recorded 20 points (6-8 3FG), four rebounds, one steal and one block on 3/27 vs. Denver ... Finished with 15 points, three rebounds, a career-high seven assists, two steals and two blocks on 2/21 at LA Clippers ... Scored a season-high 28 points (8-12 3FG) with three rebounds, three assists and three steals on 2/6 at Minnesota ... Tallied 25 points (7-8 3FG), four rebounds, one steal and one block on 12/23 vs. Dallas ... Finished with 14 points, six rebounds, five assists, two steals and two blocks on 12/10 at Houston ... Had 23 points (7-9 3FG), four rebounds, one assist, one steal and one block on 12/8 at Charlotte ... Scored 13 points with a season-high nine rebounds, two assists, one steal and one block on 11/25 at Toronto ... DNP-NWT once (11/29) ... Missed one game with left hamstring tightness (12/5) ... Playoffs: Appeared in 21 games (all starts), averaging 11.1 points, 4.1 rebounds, 1.5 assists, 1.0 steal and 1.1 blocks in 31.9 minutes ... Shot 48.2 percent (55-114) from three-point range ... Scored in double figures in 13 games, including three 20-point games ... Made multiple three pointers in 13 games ... Tallied 24 points, six rebounds and three blocks on 6/16 vs. Miami ... Scored a playoff-career-high 27 points (7-9 3FG) with four rebounds, two steals and two blocks on 6/11 vs. Miami ... Finished with 22 points (6-9 3FG), one rebound, one assist, three steals and two blocks on 5/6 vs. Golden State



2011-12: (San Antonio Spurs): Appeared in all 66 games (38 starts), averaging 9.1 points, 3.5 rebounds and 1.3 assists in 23.1 minutes ... Shot 43.6 percent (102-234) from three-point range ... Ranked ninth in the NBA in three-point field goal percentage (.436) ... Scored in double figures in 29 games, including four games with 20+ points ... Made multiple three-pointers in 30 games ... Scored 22 points (5-6 3FG), with three rebounds, two assists, two steals and two blocks on 4/11 vs. Los Angeles ... Tallied 18 points, six rebounds, six assists, one steal and one block on 3/23 vs. Dallas ... Recorded 21 points, four rebounds, one assist, one block and a career-high five steals on 3/16 at Oklahoma City ... Finished with 20 points (6-7 3FG) and two rebounds on 1/17 at Miami ... Scored a season-high 24 points with seven rebounds, two assists, two steals and two blocks on 1/7 vs. Denver ... Playoffs: Appeared in 14 games (12 starts), averaging 7.4 points, 3.2 rebounds and 1.1 assists in 20.6 minutes ... Scored in double figures in six games ... Tallied 15 points, six rebounds, two assists and two blocks on 5/15 vs. LA Clippers ... Finished with 13 points, four rebounds, two assists, one steal and three blocks on 5/2 vs. Utah ...

2010-11: (San Antonio Spurs): Appeared in eight games (zero starts), averaging 5.1 points and 1.9 rebounds in 11.5 minutes ... Scored a season-high 13 points with four rebounds, one steal and one block on 4/13 at Phoenix ... Inactive four times (3/18, 3/31-4/3) ... Did not play seven times ... Playoffs: Appeared in four games (zero starts), averaging 1.3 points in 1.8 minutes ... Did not play twice ... NBA G League: Appeared in 17 games (15 starts), averaging 20.1 points and 7.5 rebounds in 37.0 minutes for Reno and Austin ... Scored in double figures in 15 games, including nine games with 20+ and one 30-point game ... Tallied five double-doubles ... Tallied 18 points with 14 rebounds, two steals and one block on 3/12 vs. Utah ... Scored 36 points with eight rebounds and three assists on 3/11 vs. Utah

2009-10: (Cleveland Cavaliers): Appeared in 20 games (zero starts), averaging 2.0 points in 5.8 minutes ... Tallied a season-high six points on 1/27 vs. Minnesota ... Scored his first points on 11/27 at Charlotte, finishing with two points and two rebounds in two minutes ... Made NBA debut on 11/12 at Miami ... Inactive 31 times ... Did not dress once ... Did not play 30 times ... NBA G League: Appeared in two games (one start), averaging 25.9 points, 5.5 rebounds, 2.5 assists, 4.0 steals and 1.0 block in 35.5 minutes for Erie ... Scored 36 points with nine rebounds, three steals and one block on 2/26 vs. Dakota

COLLEGE: NCAA Champion (2009) ... Third Team All-ACC selection (2009) ... ACC All-Defensive Team selection (2009) ... Appeared in 145 games (39 starts), averaging 9.4 points, 4.1 rebounds, 1.8 assists, 1.1 steals and 1.1 blocks in 19.9 minutes ... Shot 37.5 percent (184-491) from three-point range ... Left UNC as the winningest player (123 victories) in school history ... Finished his college career as the only player in ACC history to tally 1,000 points, 500 rebounds, 250 assists, 150 three-pointers, 150 blocks and 150 steals ... 2008-09 (North Carolina): NCAA Champion ... Third Team All-ACC selection ... ACC All-Defensive Team selection ... Appeared in 38 games (all starts), averaging 13.1 points, 4.7 rebounds, 2.7 assists, 1.8 steals and 1.3 blocks in 27.4 minutes ... Shot 41.8 percent (77-184) from three-point range ... Ranked second in the ACC in steals (67), fifth in blocks (51), sixth in steals per game (1.8), seventh in three pointers made (77), ninth in assists (104) and 10th in blocks per game (1.3) ... 2007-08 (North Carolina): Appeared in 39 games (one start), averaging 11.5 points, 4.9 rebounds, 2.0 assists, 1.2 steals and 1.2 blocks in 22.3 minutes ... Shot 37.3 percent (56-150) from three-point range ... Ranked ninth in the ACC in blocks (46) ... 2006-07 (North Carolina): Appeared in 37 games (zero starts), averaging 5.2 points, 2.8 rebounds and 1.1 assists in 13.6 minutes ... 2005-06 (North Carolina): Appeared in 31 games (zero starts), averaging 7.5 points, 3.7 rebounds, 1.1 assists and 1.0 block in 15.3 minutes

INTERNATIONAL: (KK Union Olimpija): Appeared in seven games during the 2011-12 season, averaging 11/4 points, 4.0 rebounds, 1.9 assists and 1.0 steal in 28.4 minutes

PERSONAL: Son of Danny Green Sr. and Rene' Darrell ... Hosts Inside the Green Room, a podcast with Harrison Sanford that was launched in the summer of 2018 ... Attended St. Mary's High School in Manhasset, NY and was named a McDonald's All-American



TALEN HORTON-TUCKER

Height: 6'4
Weight: 233
Born: 11/25/00 (Chicago, IL)
High School: Simeon Career Academy (Chicago, IL)
College: Iowa State
Experience: Rookie

5

COLLEGIATE CAREER STATISTICS

Year	Team	G	GS	MIN	FG	FGA	PCT	3FG	3FGA	PCT	FT	FTA	PCT	OFF	DEF	TOT	A	PF	STL	TO	BLK	PTS	AVG
18-19	Iowa State	35	34	952	155	382	.406	49	159	.308	55	88	.625	23	147	170	82	79	45	60	23	414	11.8
TOTALS		35	34	952	155	382	.406	49	159	.308	55	88	.625	23	147	170	82	79	45	60	23	414	11.8

CAREER HIGHS

COLLEGIATE SINGLE-GAME HIGHS

Points 26, 11/20/18, Iowa St. vs. Illinois (twice)
Minutes 35, 3/14/19, Iowa St. vs. Baylor (twice)
Field Goals 11, 1/26/19, Iowa State at Ole Miss
Field Goal Attempts 19, 12/6/18, Iowa State at Iowa
Three-Point Field Goals 6, 2/16/19, Iowa State at Kansas State
Three-Point Attempts 9, 3/14/19, Iowa St. vs. Baylor (3 times)
Free Throws 6, 11/20/18, Iowa St. vs. Illinois (3 times)
Free Throw Attempts..... 8, 11/19/18, Iowa St. vs. Arizona (twice)
Offensive Rebounds 4, 11/20/18, Iowa State vs. Illinois
Defensive Rebounds 10, 11/20/18, Iowa State vs. Illinois
Rebounds 14, 11/20/18, Iowa State vs. Illinois
Assists 8, 12/21/18, Iowa St. vs. Eastern Illinois
Steals 5, 2/23/19, Iowa State at TCU (twice)
Blocks 3, 3/15/19, Iowa St. vs. Kansas St. (4 times)

AT A GLANCE

- Appeared in 35 games (34 starts) in one year at Iowa State, averaging 11.8 points, 4.9 rebounds, 2.3 assists and 1.3 steals
- Earned 2019 Big-12 All-Freshman accolades in his lone collegiate season
- Selected by the Orlando Magic with the 46th overall pick in the 2019 NBA Draft



HOW ACQUIRED: Acquired by the Lakers from the Magic in exchange for a 2020 second round draft pick and cash considerations (Selected by the Orlando Magic with the 46th overall pick of the 2019 NBA Draft)

COLLEGE: 2018-19 (Iowa State): Big-12 All-Freshman selection ... Two-time Big-12 Newcomer of the Week ... All-Big-12 Honorable Mention ... Started 34 of 35 games, averaging 11.8 points, 4.9 rebounds, 2.3 assists and 1.3 steals in 27.2 minutes per game ... Scored in double figures in 19 games, including six games with 20+ points ... Scored a career-high 26 points with 14 rebounds, 6 assists, 1 steal and 3 blocks on 11/20 vs. Illinois ... Had multiple steals in 11 games, including a career-high five steals twice ... Made at least two 3FG in 14 games, including a career-high six triples once ... Tallied one career double-double

PERSONAL: Son of Shirley Horton and the late Marlin Tucker ... Was the fourth youngest player in Division I basketball last season ... As a senior at Simeon Career Academy, averaged 20.4 points, 8.3 rebounds and 3.0 blocks ... Led Simeon to three-straight City Championships ... USA Today All-USA Boys Basketball Third-Team All-American ... USA Today Illinois Player of the Year and All-USA Illinois Boys Basketball First-Team Selection ... Chicago Sun-Times Player of the Year, All-Area and All-City First Team ... Had #5 jersey retired at St. Matthias Elementary School



DWIGHT HOWARD

Height: 6'10

Weight: 265

Born: 12/8/85 (Atlanta, GA)

High School: Southwest Atlanta Christian Academy (Atlanta, GA)

Experience: 15 years pro

39

CAREER REGULAR SEASON STATISTICS

Year	Team	G	GS	MIN	FG	FGA	PCT	3FG	3FGA	PCT	FT	FTA	PCT	OFF	DEF	TOT	A	PF	DQ	STL	TO	BLK	PTS	AVG
09-10	CLE	20	0	115	15	39	.385	6	22	.273	4	6	.667	8	9	17	5	9	0	6	5	3	40	2.0
10-11	SAS	8	0	92	17	35	.486	7	19	.368	0	0	---	3	12	15	2	7	0	2	5	1	41	5.1
11-12	SAS	66	38	1522	211	477	.442	102	234	.436	79	100	.790	54	174	228	86	107	0	58	67	46	603	9.1
12-13	SAS	80	80	2201	297	663	.448	177	413	.429	67	79	.848	36	208	244	141	124	0	92	94	54	838	10.5
13-14	SAS	68	59	1651	218	505	.432	132	318	.415	50	63	.794	25	204	229	104	107	0	65	76	61	618	9.1
14-15	SAS	81	80	2312	322	738	.436	191	457	.418	111	127	.874	54	289	343	158	163	0	101	93	87	946	11.7
15-16	SAS	79	79	2062	211	561	.376	116	349	.332	34	46	.739	48	255	303	141	141	0	79	75	64	572	7.2
16-17	SAS	68	68	1807	176	449	.392	118	311	.379	27	32	.844	31	193	224	124	120	0	70	76	57	497	7.3
17-18	SAS	70	60	1791	217	561	.387	116	320	.363	50	65	.769	41	208	249	110	122	1	63	74	80	600	8.6
18-19	TOR	80	80	2216	293	630	.465	198	435	.455	37	44	.841	60	257	317	126	171	1	73	75	53	821	10.3
TOTALS		620	544	15769	1977	4658	.424	1163	2878	.404	459	562	.817	360	1809	2169	997	1071	2	609	640	506	5576	9.0

CAREER POSTSEASON STATISTICS

Year	Team	G	GS	MIN	FG	FGA	PCT	3FG	3FGA	PCT	FT	FTA	PCT	OFF	DEF	TOT	A	PF	DQ	STL	TO	BLK	PTS	AVG
10-11	SAS	4	0	7	2	6	.333	1	4	.250	0	0	---	0	1	1	2	1	0	1	1	1	5	1.3
11-12	SAS	14	12	289	38	91	.418	20	58	.345	7	10	.700	3	42	45	15	24	0	7	15	10	103	7.4
12-13	SAS	21	21	669	83	186	.446	55	114	.482	12	15	.800	18	69	87	32	51	0	22	19	23	233	11.1
13-14	SAS	23	23	529	78	159	.491	48	101	.475	9	11	.818	9	60	69	21	50	0	32	20	17	213	9.3
14-15	SAS	7	7	204	21	61	.344	12	40	.300	4	6	.667	7	15	22	15	12	0	7	5	7	58	8.3
15-16	SAS	10	10	267	30	65	.462	24	48	.500	2	3	.667	0	31	31	7	20	0	21	6	8	86	8.6
16-17	SAS	16	16	436	45	111	.405	26	76	.342	8	14	.571	13	44	57	23	30	0	10	17	15	124	7.8
17-18	SAS	5	5	103	8	30	.267	5	20	.250	0	---	4	7	11	1	8	0	1	2	4	21	4.2	
18-19	TOR	24	24	684	53	155	.342	39	119	.328	21	23	.913	17	70	87	26	60	1	31	26	11	166	6.9
TOTALS		124	118	3188	358	864	.414	230	580	.397	63	82	.768	71	339	410	142	256	1	132	111	96	1009	8.1



CAREER HIGHS

REGULAR SEASON SINGLE-GAME HIGHS

Points	45, 1/12/12, Orlando at Golden St. (twice)
Minutes	51, 3/28/07, Orlando at Boston
Field Goals	16, 3/5/12, Orlando at Toronto (3 times)
Field Goal Attempts	24, 11/10/07, Orlando vs. Phoenix
Three-Point Field Goals	1, 3/6/18, Charlotte vs. Philadelphia (6 times)
Three-Point Attempts	1, 3/26/18, Charlotte vs. New York (63 times)
Free Throws	25, 3/12/13, Los Angeles at Orlando
Free Throw Attempts	39, 3/12/13, L.A. at Orlando (twice)
Offensive Rebounds	11, 3/21/18, Charlotte at Brooklyn (twice)
Defensive Rebounds	23, 1/6/13, Los Angeles vs. Denver
Rebounds	30, 3/21/18, Charlotte at Brooklyn
Assists	7, 12/29/17, Charlotte at Golden St. (4 times)
Steals	5, 3/27/13, L.A. at Minnesota (5 times)
Blocks	10, 11/12/08, Orlando at Oklahoma City

POSTSEASON SINGLE-GAME HIGHS

Points	46, 4/16/11, Orlando vs. Atlanta
Minutes	49, 6/11/09, Orlando vs. L.A. (twice)
Field Goals	16, 4/16/11, Orlando vs. Atlanta
Field Goal Attempts	23, 4/16/11, Orlando vs. Atlanta
Three-Point Field Goals	N/A
Three-Point Attempts	1, 4/27/16, Houston at Golden St. (4 times)
Free Throws	15, 4/19/11, Orlando vs. Atlanta
Free Throw Attempts	22, 4/16/11, Orlando vs. Atlanta
Offensive Rebounds	11, 4/27/16, Houston at Golden St. (twice)
Defensive Rebounds	18, 5/4/09, Orlando at Boston
Rebounds	26, 4/24/15, Houston at Dallas
Assists	4, 4/18/16, Houston at Golden St. (5 times)
Steals	4, 4/28/15, Houston vs. Dallas (twice)
Blocks	9, 4/18/10, Orlando vs. Charlotte (twice)

AT A GLANCE

- Eight-time NBA All-Star
- Three-time Defensive Player of the Year (2009-11)
- Has appeared in 1,044 career games (1,043 starts) for the Magic, Lakers, Rockets, Hawks, Hornets and Wizards
- Owns career averages of 17.4 points, 12.6 rebounds, 1.5 assists and 2.0 blocks per game
- Eight-time All-NBA honoree
- Has been named to the NBA's All-Defensive Team five times
- 2008 Olympic Gold Medalist
- Enters the season ranked 10th all-time in double-doubles (722), 14th on the NBA's all-time rebounding list (13,184) and 17th in blocks (2,051)

HOW ACQUIRED: Signed with the Lakers on August 26, 2019

2018-19: (Washington Wizards): Appeared in nine games (all starts), averaging 12.8 points and 9.2 rebounds in 25.6 minutes ... Shot 62.3 percent (43-69) from the field ... Scored in double figures in seven games, including two games with 25+ ... Grabbed double-digit rebounds in four games, including two games with 15+ ... Tallied three double-doubles ... Scored a season-high 25 points (9-13 FG) with a season-high 17 rebounds, one assist, one steal and one block on 11/16 vs. Brooklyn ... Tallied 11 points, 16 rebounds and one steal on 11/10 at Miami ... Missed 13 games due to gluteal soreness (10/18-10/30, 11/20-11/30) and 60 games due to lower back surgery (L4-L5 lumbar microdiscectomy procedure) (12/1-4/9)

CAREER: Three-time Defensive Player of the Year (2009-11) ... Eight-time NBA All-Star (2007-14) ... Eight-time All-NBA honoree (First Team in 2008-12, Second Team in 2014, Third Team in 2007 & 2013) ... Has been named to the NBA's All-Defensive Team five times (First Team in 2009-12, Second Team in 2008) ... All-Rookie First Team selection (2005) ... Helped lead the United States to gold medals at the 2008 Beijing Olympics ... Captured the NBA's rebounding title five times (2008-10, 2012-13) ... Captured the NBA's blocks title twice (2009-10) ... NBA Slam Dunk Contest champion (2008) ... Has been selected Eastern Conference Player of the Month six times and Eastern Conference Player of the Week 18 times ... Has appeared in 1,044 NBA games (1,043 starts) for the Magic, Lakers, Rockets, Hawks, Hornets and Wizards ... Owns career averages of 17.4 points, 12.6 rebounds, 1.5 assists and 2.0 blocks in 34.5 minutes ... Has shot 58.3 percent (6537-11217) from the field for his career, ranking fourth all-time (minimum 2,000 FGM) ... Ranks first among active players in career rebounds (13,184) and blocks (2,051) ... Scored in double figures in 902 games, including 387 games with 20+, 69 games with 30+ and four 40-point games ... Grabbed double-digit rebounds in 784 games, including 345 games with 15+, 82 games with 20+ and eight games with 25+ boards ... Blocked multiple shots in 557 games, including 76 games with 5+ and one game with 10 blocks ... Tallied 722 career double-doubles, including one triple-double ... Playoffs: Has appeared in 95 playoff games (all starts) for the Magic, Lakers, Rockets and Hawks, averaging 18.4 points, 13.8 rebounds, 1.4 assists and 2.5 blocks in 37.0 minutes ... Has shot 58.6 percent (626-1069) from the field ... Scored in double figures in 80 games, including 42 games with 20+, nine games with 30+ and two 40-point games ... Grabbed double-digit rebounds in 79 games, including 41 games with 15+, 10 games with 20+ and one game with 25+ boards ... Blocked multiple shots in 62 games, including 13 games with 5+ and three games with 8+ ... Tallied 71 double-doubles ... Career Transactions: Selected by the Orlando Magic with the first overall pick in the 2004 NBA Draft ... Acquired by the Los Angeles Lakers along with Earl Clark and Chris Duhon, as part of a four-team trade, which included Denver and Philadelphia on August 10, 2012 ... Signed as a free agent with the Houston Rockets on July 13, 2013 ... Signed as a free agent with the Atlanta Hawks on July 12, 2016 ... Acquired by the Charlotte Hornets along with a 2017 second round draft pick in exchange for Marco Belinelli, Miles Plumlee and a 2017 second round draft pick on June 20, 2017 ... Acquired by the Brooklyn Nets in exchange for Hamidou Diallo, Timofey Mozgov, cash and a 2021 second round draft pick on July 6, 2018 ... Waived by the Nets on July 7, 2018 ... Signed as a free agent with the Washington Wizards on July 11, 2018 ... Acquired by the Memphis Grizzlies in exchange for C.J. Miles on July 6, 2019 ... Waived by the Grizzlies on August 24, 2019 ... Signed with the Los Angeles Lakers as a free agent on August 26, 2019

DWIGHT HOWARD

2017-18: (Charlotte Hornets): Appeared in 81 games (all starts), averaging 16.6 points, 12.5 rebounds, 1.3 assists and 1.6 blocks in 30.4 minutes, becoming the third player in NBA history to average at least 10 points and 10 rebounds in 14-consecutive seasons (W. Chamberlain, M. Malone) ... Shot 55.5 percent (506-911) from the field ... Ranked third in the NBA in rebounds per game (12.5), third in rebounds (1,012), third in blocks (131), fourth in defensive rebounds (757), fourth in free throw attempts (582), fifth in offensive rebounds (255) and seventh in blocks per game (1.6) ... Scored in double figures in 70 games, including 31 games with 20+ and four games with 30+ ... Grabbed double-digit rebounds in 59 games, including 28 games with 15+, seven games with 20+ and one 30-rebound game ... Blocked multiple shots in 32 games, including four games with 5+ ... Tallied 53 double-doubles ... Recorded 23 points, 17 rebounds, three assists and two blocks on 4/3 at Chicago ... Had 18 points, 23 rebounds, two assists and one block on 3/24 at Dallas ... Finished with 32 points, a career-high 30 rebounds and one assist on 3/21 at Brooklyn, the first 30-30 game in the NBA since 2010 ... Scored a season-high 33 points with 12 rebounds, one assist, two steals and two blocks on 3/15 at Atlanta ... Recorded 30 points, 12 rebounds, one assist, one steal and four blocks on 3/10 vs. Phoenix ... Had 30 points (12-17 FG), six rebounds, one steal and three blocks on 3/6 vs. Philadelphia ... Scored 24 points (10-12 FG) with six rebounds, one assist and five blocks on 2/27 vs. Chicago ... Tallied 15 points, 24 rebounds, one assist and one block on 2/22 vs. Brooklyn ... Finished with 20 points, 16 rebounds, one assist, one steal and four blocks on 1/27 at Miami ... Had 18 points, 15 rebounds, three assists, one steal and a season-high seven blocks on 1/26 vs. Atlanta ... Tallied 22 points, 16 rebounds, one steal and three blocks on 1/24 vs. New Orleans ... Finished with 14 points, 16 rebounds, one assist, one steal and six blocks on 1/22 vs. Sacramento ... Had 21 points, 17 rebounds, one steal and four blocks on 1/15 at Detroit ... Scored 29 points with 13 rebounds, a season-high seven assists and two steals on 12/29 at Golden State ... Registered 26 points, 18 rebounds, one assist and three blocks on 12/13 at Houston ... Tallied 25 points, 20 rebounds, two assists, one steal and six blocks on 12/8 vs. Chicago ... Had 25 points, 20 rebounds and four blocks on 11/20 vs. Minnesota ... Scored 15 points with 20 rebounds and two blocks on 10/25 vs. Denver ... Missed one game due to suspension (3/22)

2016-17: (Atlanta Hawks): Appeared in 74 games (all starts), averaging 13.5 points, 12.7 rebounds, 1.4 assists and 1.2 blocks in 29.7 minutes ... Shot 63.3 percent (388-613) from the field ... Ranked fourth in the NBA in field goal percentage (.633), fourth in offensive rebounds (296), fifth in rebounds per game (12.7), sixth in rebounds (940) and eighth in defensive rebounds (644) ... Scored in double figures in 60 games, including 11 games with 20+ and one 30-point game ... Grabbed double-digit rebounds in 59 games, including 24 games with 15+ and six games with 20+ boards ... Blocked multiple shots in 25 games ... Tallied 53 double-doubles ... Registered 22 points, 20 rebounds, four assists and one block on 3/29 at Philadelphia ... Had 19 points, 16 rebounds, one assist, two steals and three blocks on 2/13 at Portland ... Finished with 24 points (11-13 FG), a season-high-tying 23 rebounds, three assists, one steal and two blocks on 2/2 at Houston ... Scored 15 points with 20 rebounds and one steal on 1/7 at Dallas ... Tallied 16 points, 22 rebounds, three assists, one steal and one block on 12/28 vs. New York ... Recorded 20 points (9-9 FG), 12 rebounds, two assists, two steals and one block on 12/26 at Minnesota ... Had 10 points, a season-high 23 rebounds, one assist and one steal on 12/17 vs. Charlotte ... Finished with 27 points (10-13 FG), 15 rebounds and one assist on 12/16 at Toronto ... Scored 23 points with 17 rebounds, four assists, one steal and two blocks on 12/7 vs. Miami ... Recorded 23 points (10-12 FG), 21 rebounds and one assist on 11/23 at Indiana ... Finished with 18 points, 18 rebounds and three blocks on 11/20 at New York ... Recorded 20 points, 15 rebounds, three assists, one steal and two blocks on 11/5 vs. Houston ... Scored a season-high 31 points (12-16 FG) with 11 rebounds and three steals on 11/2 vs. Los Angeles ... Missed one game with a left quadriceps contusion (11/16), three games with back tightness (12/19-12/23), three games for rest (1/16, 3/11, 4/7) and one game with a back injury (4/12) ... Playoffs: Appeared in six games (all starts), averaging 8.0 points, 10.7 rebounds, 1.3 assists and 1.0 steal in 26.2 minutes ... Shot 50.0 percent (18-36) from the field ... Scored in double figures once ... Grabbed double-digit rebounds in four games, including one 15-rebound performance ... Tallied one double-double ... Finished with 16 points, 15 rebounds, one assist and one block on 4/24 vs. Washington

2015-16: (Houston Rockets): Appeared in 71 games (all starts), averaging 13.7 points, 11.8 rebounds, 1.4 assists, 1.0 steal and 1.6 blocks in 32.1 minutes ... Shot 62.0 percent (372-600) from the field ... Ranked second in the NBA in field goal percentage (.620), fourth in rebounds per game (11.8), fifth in rebounds (835), seventh in offensive rebounds (238) and ninth in defensive rebounds (597) ... Scored in double figures in 50 games, including 15 games with 20+ and three games with 30+ ... Grabbed double-digit rebounds in 48 games, including 17 games with 15+, two games with 20+ and one game with 25+ ... Blocked multiple shots in 31 games, including three games with 5+ ... Tallied 38 double-doubles ... Had five points, eight rebounds, one assist and a season-high six blocks on 3/23 vs. Utah ... Finished with 30 points, and 13 rebounds on 2/29 at Milwaukee ... Had 28 points (13-17 FG), 13 rebounds, two assists and one block on 2/10 at Portland ... Recorded 17 points, 14 rebounds, two assists and four steals on 2/6 vs. Portland ... Scored a season-high 36 points (14-18 FT) with a season-high 26 rebounds, four assists, one steal and one block on 1/18 at LA Clippers ... Had 21 points, 13 rebounds, five assists, two steals and three blocks on 12/31 vs. Golden State ... Scored 30 points (10-12 FG) with 16 rebounds, three assists, one steal and one block on 12/29 vs. Atlanta ... Tallied 22 points, 18 rebounds, two steals and two blocks on 12/5 vs. Sacramento ... Registered 20 points, 17 rebounds, one assist and five blocks on 11/11 vs. Brooklyn ... Had 20 points, 20 rebounds, three assists and one block on 11/7 at LA Clippers ... Scored 23 points (10-10 FG) with 14 rebounds and two assists on 11/4 vs. Orlando ... Missed two games due to suspension (1/25-2/2), five games due to rest (11/1, 11/6, 11/14, 11/21, 12/4), one game with lower back tightness (1/7) and three games with a left ankle sprain (1/22-1/25) ... Playoffs: Appeared in five games (all starts), averaging 13.2 points, 14.0 rebounds, 1.6 assists and 1.4 blocks in 36.0 minutes ... Shot 54.2 percent (26-48) from the field ... Scored in double figures in four games ... Grabbed double-digit rebounds in all five games, including two games with 15+ and one game with 20+ ... Blocked multiple shots twice ... Tallied four double-doubles ... Recorded eight points, 21 rebounds, one assist, one steal and one block on 4/27 at Golden State ... Scored 19 points with 15 rebounds and one block on 4/24 vs. Golden State

2014-15: (Houston Rockets): Appeared in 41 games (all starts), averaging 15.8 points, 10.5 rebounds, 1.2 assists and 1.3 blocks in 29.8 minutes ... Shot 59.3 percent (251-423) from the field ... Scored in double figures in 34 games, including 12 games with 20+ and one game with 30+ ... Grabbed double-digit rebounds in 25 games, including six games with 15+ ... Blocked multiple shots in 12 games ... Tallied 23 double-doubles ... Finished with 17 points, a season-high 19 rebounds, two assists and one block on 1/7 at Cleveland ... Had 19 points, 11 rebounds, five assists, two steals and one block on 12/20 vs. Atlanta ... Recorded 24 points, 16 rebounds, one assist and four blocks on 12/17 at Denver ... Scored 26 points with 13 rebounds, two assists, one steal and three blocks on 12/13 vs. Denver ... Tallied 21 points, 16 rebounds, two steals and a season-high seven blocks on 11/14 vs. Philadelphia ... Had 22 points, 10 rebounds, two assists and four blocks on 11/12 at Minnesota ... Scored a season-high 32 points with 16 rebounds, one steal and two blocks on 11/6 vs. San Antonio ... Missed one game with flu-like symptoms (11/8), 11 games with a strained right knee (11/19-12/11), 26 games with a right knee injury (1/25-3/23) and three games for rest (3/30-4/1, 4/13) ... Playoffs: Appeared in 17 games (all starts), averaging 16.4 points, 14.0 rebounds, 1.2 assists, 1.4 steals and 2.3 blocks in 33.8 minutes ... Shot 57.7 percent (105-182) from the field ... Scored in double figures in 15 games, including five games with 20+ ... Grabbed double-digit rebounds in 14 games, including eight games with 15+, two games with 20+ and one game with 25+ ... Blocked multiple shots in 12 games, including two games with 5+ ... Tallied 13 double-doubles ... Had 18 points, 16 rebounds, one assist, two steals and four blocks on 5/27 at Golden State ... Finished with 20 points, 21 rebounds, one assist, one steal and two blocks on 5/14 at LA Clippers ... Recorded 18 points, 19 rebounds, four steals and four blocks on 4/28 vs. Dallas ... Tallied 13 points, a playoff-career-high 26 rebounds, three assists, two steals and two blocks on 4/24 at Dallas ... Scored 28 points with 12 rebounds, two assists and two blocks on 4/21 vs. Dallas



2013-14: (Houston Rockets): NBA All-Star ... All-NBA Second Team selection ... Appeared in 71 games (all starts), averaging 18.3 points, 12.2 rebounds, 1.8 assists and 1.8 blocks in 33.7 minutes ... Shot 59.1 percent (473-800) from the field ... Ranked third in the NBA in field goal percentage (.591), fourth in rebounds per game (12.2), fourth in defensive rebounds (635), fourth in free throw attempts (638), fifth in rebounds (866), seventh in blocks per game (1.8), eighth in blocks (128) and 10th in offensive rebounds (231) ... Scored in double figures in 66 games, including 31 games with 20+ and five games with 30+ ... Grabbed double-digit rebounds in 49 games, including 19 games with 15+, five games with 20+ and one game with 25+ boards ... Blocked multiple shots in 35 games, including three games with 5+ ... Tallied 47 double-doubles ... Finished with 24 points, 16 rebounds, one assist, two steals and three blocks on 2/12 vs. Washington ... Scored 34 points with 14 rebounds, three steals and two blocks on 2/5 vs. Phoenix ... Recorded 26 points, 13 rebounds, one assist, one steal and four blocks on 1/22 vs. Sacramento ... Had 32 points, 11 rebounds, two assists and one block on 1/13 at Boston ... Registered 20 points, 13 rebounds, three assists, four steals and one block on 1/8 vs. Los Angeles ... Tallied 29 points, 15 rebounds, four assists and one steal on 12/23 vs. Dallas ... Scored a season-high 35 points (13-18 FG) with 19 rebounds, five assists, one steal and three blocks on 12/21 at Detroit ... Finished with 32 points, 17 rebounds, one assist, two steals and three blocks on 12/12 at Portland ... Recorded 20 points, 22 rebounds, three assists, two steals and three blocks on 12/8 vs. Orlando ... Had 33 points (12-16 FG), 11 rebounds and one assist on 11/20 at Dallas ... Tallied 23 points, 15 rebounds, seven assists, two steals and a season-high six blocks on 11/13 at Philadelphia ... Finished with 18 points, 24 rebounds, two assists, one steal and five blocks on 11/11 vs. Toronto ... Recorded 17 points, a season-high 26 rebounds, two assists and two blocks in Rockets debut on 10/30 vs. Charlotte ... Missed 11 games with a left ankle strain (3/17-3/23, 3/29-4/11) ... Playoffs: Appeared in six games (all starts), averaging 26.0 points, 13.7 rebounds, 1.8 assists and 2.8 blocks in 38.5 minutes ... Shot 54.7 percent (58-106) from the field ... Scored 20+ points in all six games, including one 30-point game ... Grabbed double-digit rebounds in all six games, including one 15-rebound game ... Blocked multiple shots in all six games ... Tallied six double-doubles ... Scored 32 points with 14 rebounds, one assist and four blocks on 4/23 vs. Portland ... Recorded 27 points, 15 rebounds, one assist, one steal and four blocks on 4/20 vs. Portland

2012-13: (Los Angeles Lakers): NBA All-Star starter ... All-NBA Third Team selection ... Appeared in 76 games (all starts), averaging 17.1 points, 12.4 rebounds, 1.4 assists, 1.1 steals and 2.4 blocks in 35.8 minutes ... Shot 57.8 percent (470-813) from the field ... Led the league in rebounds per game (12.4) and defensive rebounds (694) ... Ranked second in the NBA in rebounds (945), second in field goal percentage (.578), third in free throw attempts (721), fourth in blocks (186), fifth in blocks per game (2.4) and seventh in free throws (355) ... Scored in double figures in 63 games, including 27 games with 20+ and three games with 30+ ... Grabbed double-digit rebounds in 54 games, including 29 games with 15+, four games with 20+ and one game with 25+ boards ... Blocked multiple shots in 49 games, including seven 5-block games ... Tallied 48 double-doubles ... Recorded 16 points, 18 rebounds, two assists, three steals and four blocks on 4/17 vs. Houston ... Registered 24 points, 15 rebounds, one assist, one steal and five blocks on 3/30 at Sacramento ... Had 25 points, 16 rebounds, five steals and five blocks on 3/27 at Minnesota ... Scored a season-high 39 points (25-39 FT) with 16 rebounds, two assists, one steal and three blocks on 3/12 at Orlando; his 25 free throws set a franchise record and his 39 free throw attempts tied his NBA record ... Finished with 16 points, 21 rebounds, one assist, one steal and four blocks on 3/10 vs. Chicago ... Scored 24 points with 13 rebounds, one assist, three steals and five blocks on 3/8 vs. Toronto ... Recorded 31 points (14-18 FG), 16 rebounds and four blocks on 1/15 vs. Milwaukee ... Tallied 14 points, a season-high 26 rebounds, one steal and four blocks on 1/6 vs. Denver ... Registered 19 points, 20 rebounds and three assists on 12/11 at Cleveland ... Had 28 points, 20 rebounds and three blocks on 11/30 vs. Denver ... Scored 23 points with 18 rebounds, three assists, two steals and three blocks on 11/11 vs. Sacramento ... Finished with 33 points, 14 rebounds, five assists, one steal and one block on 10/31 at Portland ... Tallied 19 points, 10 rebounds, two assists and one block in his Lakers debut on 10/30 vs. Dallas ... Missed six games due to a torn labrum in his left shoulder (1/8-1/11, 2/1-2/5) ... Playoffs: Appeared in four games (all starts), averaging 17.0 points, 10.8 rebounds, 1.0 assist and 2.0 blocks in 31.5 minutes ... Shot 61.9 percent (26-42) from the field ... Scored in double figures in three games, including two games with 20+ points ... Grabbed double-digit rebounds in two games ... Blocked multiple shots in three games ... Tallied two double-doubles ... Finished with 25 points, 11 rebounds, one steal and two blocks on 4/26 vs. San Antonio ... Recorded 20 points, 15 rebounds, one assist and two blocks on 4/21 at San Antonio

2011-12: (Orlando Magic): NBA All-Star starter ... All-NBA First Team selection ... NBA All-Defensive First Team selection ... Appeared in 54 games (all starts), averaging 20.6 points, 14.5 rebounds, 1.9 assists, 1.5 steals and 2.1 blocks in 38.3 minutes ... Shot 57.3 percent (416-726) from the field ... Led the league in rebounds per game (14.5), total rebounds (785), defensive rebounds (585) and free throw attempts (572) ... Ranked second in the NBA in field goal percentage (.573), third in blocks per game (2.1) and sixth in blocks (116) ... Scored in double figures in 51 games, including 27 games with 20+, five games with 30+ and one game with 40+ points ... Grabbed double-digit rebounds in 44 games, including 26 games with 15+, 10 games with 20+ and two 25-rebound games ... Blocked multiple shots in 35 games, including three games with 5+ ... Tallied 43 double-doubles ... Recorded 20 points, 22 rebounds, six assists, one steal and two blocks on 4/7 at Philadelphia ... Finished with 24 points, a season-high-tying 25 rebounds, one assist, three steals and two blocks on 3/13 vs. Miami ... Registered 30 points, 13 rebounds, five assists, four steals and one block on 3/11 vs. Indiana ... Had 36 points (16-20 FG), 13 rebounds, one steal and two blocks on 3/5 at Toronto ... Scored 26 points with 20 rebounds, one assist, one steal and four blocks on 2/17 vs. Milwaukee ... Tallied 25 points, 24 rebounds, four assists, three steals and two blocks on 2/8 vs. Miami ... Finished with 33 points (15-21 FG), 14 rebounds, one assist, two steals and two blocks on 2/6 vs. LA Clippers ... Had 19 points, 16 rebounds, two assists and a season-high eight blocks on 2/3 vs. Cleveland ... Recorded 24 points, a season-high 25 rebounds, one assist, one steal and three blocks on 1/18 vs. San Antonio ... Tallied 25 points, 17 rebounds, four assists, one steal and four blocks on 1/17 vs. Charlotte ... Scored a career-high-tying 45 points (21-39 FT) with 23 rebounds, three assists, four steals and two blocks on 1/12 at Golden State; his 39 free throw attempts set an NBA record ... Had 19 points, seven rebounds, two assists, a season-high five steals and one block on 1/2 at Detroit ... Tallied 20 points, 24 rebounds, four assists, one steal and four blocks on 12/30 at Charlotte ... Missed two games with back spasms (4/1-4/3), six games with a herniated disc (4/9-4/18) and four games due to back surgery (4/21-4/26) ... Playoffs: Missed all five games due to back surgery (4/28-5/8)

DWIGHT HOWARD

2010-11: (Orlando Magic): NBA Defensive Player of the Year ... NBA All-Star starter ... All-NBA First Team selection ... NBA All-Defensive First Team selection ... Appeared in 78 games (all starts), averaging 22.9 points, 14.1 rebounds, 1.4 assists, 1.4 steals and 2.4 blocks in 37.6 minutes ... Shot 59.3 percent (619-1044) from the field ... Led the league in free throw attempts (916) and defensive rebounds (789) ... Ranked second in the NBA in rebounds (1,098), second in rebounds per game (14.1), second in field goal percentage (.593), third in blocks (186), third in free throws (546), third in offensive rebounds (309) and fourth in blocks per game (2.4) ... Scored in double figures in 76 games, including 51 games with 20+, 16 games with 30+ and two 40-point games ... Grabbed double-digit rebounds in 68 games, including 35 games with 15+ and eight games with 20+ boards ... Blocked multiple shots in 56 games, including 10 games with 5+ ... Tallied 66 double-doubles ... Had 28 points, 18 rebounds, four assists, four steals and four blocks on 3/21 at Cleveland ... Tallied 16 rebounds, 18 rebounds, three assists, four steals and five blocks on 3/18 vs. Denver ... Finished with 31 points, 21 rebounds, two assists, two steals and three blocks on 3/16 at Milwaukee ... Tallied 30 points, 16 rebounds, two assists and five blocks on 3/1 vs. New York ... Scored a season-high-tying 40 points (16-20 FG) with 15 rebounds, two steals and six blocks on 2/25 vs. Oklahoma City ... Scored a season-high 40 points with 15 rebounds, two assists, four steals and three blocks on 1/28 at Chicago ... Had 31 points, 19 rebounds, one assist and one block on 1/21 vs. Toronto ... Finished with 39 points, 18 rebounds, one assist and two blocks on 1/13 at Oklahoma City ... Recorded 29 points, 20 rebounds, one steal and two blocks on 1/12 at New Orleans ... Tallied 26 points, a season-high 23 rebounds, three assists and two blocks on 12/21 vs. Dallas ... Registered 26 points, 20 rebounds, three assists, two steals and two blocks on 12/18 vs. Philadelphia ... Scored 39 points with 15 rebounds, one steal and three blocks on 12/9 at Portland ... Had 18 points, 16 rebounds, one assist, one steal and a season-high eight blocks on 11/13 vs. Minnesota ... Missed two games with the flu (12/3-12/4) and two games due to suspension (3/7, 4/10) ... Playoffs: Appeared in six games (all starts), averaging 27.0 points, 15.5 rebounds and 1.8 blocks in 43.0 minutes ... Shot 63.0 percent (51-81) from the field ... Scored 20+ points in five games, including two games with 30+ and one game with 40+ points ... Grabbed 15+ rebounds in five games ... Blocked multiple shots in three games ... Tallied five double-doubles ... Had 29 points, 17 rebounds and two blocks on 4/24 at Atlanta ... Finished with 33 points, 19 rebounds, two steals and one block on 4/19 vs. Atlanta ... Scored a playoff-career-high 46 points with 19 rebounds, one assist and one block on 4/16 vs. Atlanta

2009-10: (Orlando Magic): NBA Defensive Player of the Year ... NBA All-Star starter ... All-NBA First Team selection ... NBA All-Defensive First Team selection ... Appeared in 82 games (all starts), averaging 18.3 points, 13.2 rebounds, 1.4 assists and 2.8 blocks in 34.7 minutes ... Shot 61.2 percent (510-834) from the field ... Led the league in rebounds per game (13.2), blocks per game (2.8), total rebounds (1,082), total blocks (228), defensive rebounds (798) and field goal percentage (.612) ... Ranked second in the NBA in offensive rebounds (284), second in free throw attempts (816) and seventh in free throws (483) ... Scored in double figures in 73 games, including 36 games with 20+ and five games with 30+ points ... Grabbed double-digit rebounds in 70 games, including 34 games with 15+ and nine games with 20+ boards ... Blocked multiple shots in 63 games, including 13 games with 5+ ... Tallied 64 double-doubles ... Finished with 17 points, 20 rebounds, one assist, one steal and five blocks on 4/1 at Dallas ... Tallied 24 points, 19 rebounds, four assists, three steals and four blocks on 3/26 vs. Minnesota ... Recorded 19 points, a season-high 24 rebounds, one assist, two steals and four blocks on 3/24 at Atlanta ... Had 29 points, 16 rebounds, one assist and five blocks on 2/19 vs. Dallas ... Scored a season-high 33 points with 17 rebounds, three assists and seven blocks on 2/17 vs. Detroit ... Recorded 25 points, 12 rebounds, two assists, one steal and four blocks on 2/8 vs. New Orleans ... Tallied 27 points, 15 rebounds, three assists and six blocks on 1/25 at Memphis ... Finished with 18 points, 14 rebounds and a season-high eight blocks on 12/16 vs. Toronto ... Had 21 points, 23 rebounds, one assist and four blocks on 12/14 vs. Indiana ... Registered 25 points, 11 rebounds, five assists, two steals and seven blocks on 12/8 at LA Clippers ... Scored 25 points with 20 rebounds, two assists, one steal and four blocks on 11/28 at Milwaukee ... Had 26 points, 12 rebounds, one assist, one steal and five blocks on 11/13 vs. New Jersey ... Recorded 20 points, 22 rebounds, one assist, one steal and four blocks on 10/30 at New Jersey ... Playoffs: Appeared in 14 games (all starts), averaging 18.1 points, 11.1 rebounds, 1.4 assists and 3.5 blocks in 35.5 minutes ... Shot 61.4 percent (86-140) from the field ... Scored in double figures in 11 games, including seven games with 20+ and two 30-point games ... Grabbed double-digit rebounds in eight games, including three games with 15+ ... Blocked multiple shots in 10 games, including five games with 5+ ... Tallied seven double-doubles ... Finished with 32 points, 16 rebounds and four blocks on 5/24 at Boston ... Scored 30 points with eight rebounds, one assist and one steal on 5/18 vs. Boston ... Had 29 points, 17 rebounds and one block on 5/6 vs. Atlanta ... Tallied five points, seven rebounds, one assist, one steal and a playoff-career-high-tying nine blocks on 4/18 vs. Charlotte

2008-09: (Orlando Magic): NBA Defensive Player of the Year ... NBA All-Star starter ... All-NBA First Team selection ... NBA All-Defensive First Team selection ... Appeared in 79 games (all starts), averaging 20.6 points, 13.8 rebounds, 1.4 assists, 1.0 steal and 2.9 blocks in 35.7 minutes ... Shot 57.2 percent (560-979) from the field ... Led the league in rebounds per game (13.8), blocks per game (2.9), total rebounds (1,093), total blocks (231), offensive rebounds (336), defensive rebounds (757) and free throw attempts (849) ... Ranked third in the NBA in free throws (504) and fourth in field goal percentage (.572) ... Scored in double figures in 77 games, including 42 games with 20+, nine games with 30+ and one 40-point game ... Grabbed double-digit rebounds in 63 games, including 34 games with 15+ and 10 games with 20+ ... Blocked multiple shots in 60 games, including 15 games with 5+ and one 10-block game ... Tallied 63 double-doubles, including one triple-double ... Finished with 21 points, a season-high-tying 23 rebounds, five assists, three steals and four blocks on 4/4 at Atlanta ... Recorded 28 points, 12 rebounds, seven assists, one steal and two blocks on 3/18 at Milwaukee ... Tallied 18 points, 13 rebounds, seven assists, one steal and five blocks on 3/13 at Washington ... Scored a career-high 45 points with 19 rebounds, one steal and eight blocks on 2/17 vs. Charlotte ... Had 30 points, 16 rebounds, one assist, three steals and two blocks on 2/8 vs. New Jersey ... Registered 39 points, eight rebounds, two assists and one block on 1/4 at Toronto ... Finished with 23 points, 22 rebounds, four assists, one steal and six blocks on 12/8 at LA Clippers ... Recorded 21 points, a season-high 23 rebounds and six blocks on 12/5 vs. Oklahoma City ... Tallied 32 points, 21 rebounds, three assists and four blocks on 11/29 vs. Indiana ... Had 30 points, 19 rebounds, three assists and a career-high 10 blocks on 11/12 at Oklahoma City for his first career triple-double ... Recorded 29 points, 14 rebounds, two assists and five blocks on 11/1 vs. Sacramento ... Scored 22 points with 15 rebounds, one assist, five steals and five blocks on 10/29 vs. Atlanta ... Missed two games with a sore knee (12/13-12/15) and one game due to rest (4/13) ... Playoffs: Appeared in 23 games (all starts), averaging 20.3 points, 15.3 rebounds, 1.9 assists and 2.6 blocks in 39.3 minutes ... Shot 60.1 percent (161-268) from the field ... Scored in double figures in all 23 games, including 11 game with 20+, four games with 30+ and one 40-point game ... Grabbed double-digit rebounds in 22 games, including 12 games with 15+ and four games with 20+ boards ... Blocked multiple shots in 17 games, including three games with 5+ ... Tallied 22 double-doubles ... Had 16 points, 21 rebounds, two assists and a playoff-career-high nine blocks on 6/11 vs. Los Angeles ... Recorded 17 points, 16 rebounds, four assists, four steals and four blocks on 6/7 at Los Angeles ... Scored 40 points with 14 rebounds, four assists and one block on 5/30 vs. Cleveland ... Tallied 23 points, 22 rebounds, two assists and three blocks on 5/14 vs. Boston ... Finished with 24 points, 24 rebounds, one assist, one steal and two blocks on 4/28 vs. Philadelphia ... Had 36 points, 11 rebounds and three blocks on 4/24 at Philadelphia ... Missed one game due to suspension (4/30)



2007-08: (Orlando Magic): NBA All-Star starter ... All-NBA First Team selection ... NBA All-Defensive Second Team selection ... Appeared in 82 games (all starts), averaging 20.7 points, 14.2 rebounds, 1.3 assists and 2.1 blocks in 37.7 minutes ... Shot 59.9 percent (583-974) from the field ... Led the league in rebounds per game (14.2), total rebounds (1,161), defensive rebounds (882) and free throw attempts (897) ... Ranked third in the NBA in field goal percentage (.599), fourth in offensive rebounds (279), fourth in blocks (176), fifth in blocks per game (2.1) and seventh in free throws (529) ... Scored in double figures in 77 games, including 43 games with 20+ and 11 games with 30+ ... Grabbed double-digit rebounds in 72 games, including 35 games with 15+ and 11 games with 20+ ... Blocked multiple shots in 46 games, including eight games with 5+ ... Tallied 69 double-doubles ... Recorded 23 points, a season-high 24 rebounds, three assists, one steal and two blocks on 2/13 vs. Denver ... Finished with 24 points, 21 rebounds, one assist, four steals and one block on 1/16 at Charlotte ... Scored 17 points with 22 rebounds, two assists, three steals and five blocks on 12/31 at Chicago ... Had 33 points, 18 rebounds and four blocks on 12/14 at Charlotte ... Registered 18 points, 23 rebounds, three assists and a season-high-tying seven blocks on 12/3 at Golden State ... Tallied 30 points, 23 rebounds, one assist and two blocks on 11/30 at Phoenix ... Scored a season-high 39 points with 16 rebounds, one assist and five blocks on 11/28 at Seattle ... Finished with 34 points, 17 rebounds, two assists, three steals and four blocks on 11/23 vs. Charlotte ... Recorded 35 points, 16 rebounds, two assists and four blocks on 11/14 at Cleveland ... Tallied 16 points, 12 rebounds, two assists and a season-high seven blocks on 10/31 vs. Milwaukee ... Playoffs: Appeared in 10 games (all starts), averaging 18.9 points, 15.8 rebounds and 3.4 blocks in 42.1 minutes ... Shot 58.1 percent (72-124) from the field ... Scored in double figures in nine games, including five games with 20+ ... Grabbed double-digit rebounds in nine games, including six games with 15+ and three games with 20+ boards ... Blocked multiple shots in eight games, including three games with 5+ ... Tallied eight double-doubles ... Had 21 points, 21 rebounds, two assists and three blocks on 4/28 vs. Toronto ... Scored 19 points with 16 rebounds, three assists, one steal and eight blocks on 4/26 at Toronto ... Finished with 29 points, 20 rebounds, one assist, one steal and three blocks on 4/22 vs. Toronto ... Recorded 25 points, 22 rebounds, two assists, one steal and five blocks on 4/20 vs. Toronto

2006-07: (Orlando Magic): NBA All-Star ... All-NBA Third Team selection ... Appeared in 82 games (all starts), averaging 17.6 points, 12.3 rebounds, 1.9 assists and 1.9 blocks in 36.9 minutes ... Shot 60.3 percent (526-873) from the field ... Led the league in total rebounds (1,008) ... Ranked second in the league in defensive rebounds (725), second in field goal percentage (.603), third in offensive rebounds (283), third in rebounds per game (12.3), fourth in free throw attempts (666) and ninth in blocks (156) ... Scored in double figures in 73 games, including 30 games with 20+ and six games with 30+ ... Grabbed double-digit rebounds in 64 games, including 19 games with 15+ and four games with 20+ boards ... Blocked multiple shots in 45 games, including five games with 5+ blocks ... Tallied 60 double-doubles ... Scored a season-high 35 points (14-15 FG) with 11 rebounds, five assists and three steals on 4/14 at Philadelphia ... Finished with 12 points, 14 rebounds, three assists, two steals and a season-high six blocks on 3/28 at Boston ... Had 31 points, 15 rebounds, two assists and two blocks on 3/14 vs. Utah ... Tallied 25 points, 10 rebounds, four assists and four blocks on 3/3 at Dallas ... Recorded 27 points, 14 rebounds, three steals and three blocks on 2/20 at New York ... Scored 30 points with eight rebounds, three assists, four steals and three blocks on 2/9 vs. San Antonio ... Tallied 30 points, a season-high 25 rebounds, two steals and one block on 1/10 at Golden State ... Had 22 points, 12 rebounds, three steals and four blocks on 1/5 vs. Charlotte ... Registered 14 points, 16 rebounds, one assist, two steals and five blocks on 12/16 vs. Cleveland ... Recorded 24 points, 23 rebounds, one assist, one steal and one block on 11/20 at Memphis ... Finished with 24 points, 21 rebounds, two assists and one steal on 11/18 vs. Charlotte ... Had 21 points, 22 rebounds, one assist and one block on 11/11 at Minnesota ... Playoffs: Appeared in four games (all starts), averaging 15.3 points, 14.8 rebounds, 1.8 assists and 1.0 block in 41.8 minutes ... Shot 54.8 percent (23-42) from the field ... Scored in double figures in three games, including one game with 20+ ... Grabbed double-digit rebounds in all four games, including two games with 15+ ... Tallied three double-doubles ... Scored 29 points with 17 rebounds, two assists and two steals on 4/28 vs. Detroit ... Finished with 13 points, 19 rebounds, three assists and three blocks on 4/21 at Detroit

2005-06: (Orlando Magic): Appeared in 82 games (81 starts), averaging 15.8 points, 12.5 rebounds, 1.5 assists and 1.4 blocks in 36.8 minutes ... Shot 53.1 percent (468-881) from the field ... Led the league in total rebounds (1,022) ... Ranked second in the NBA in offensive rebounds (288), second in defensive rebounds (734), second in rebounds per game (12.5), sixth in field goal percentage (.531) and 10th in free throw attempts (598) ... Scored in double figures in 74 games, including 18 games with 20+ points ... Grabbed double-digit rebounds in 62 games, including 26 games with 15+ and three games with 20+ and one game with 25+ boards ... Blocked multiple shots in 29 games ... Tallied 60 double-doubles ... Scored a season-high 28 points with a season-high 26 rebounds, one assist, two steals and one block on 4/15 vs. Philadelphia ... Had 20 points, 16 rebounds, six assists and one steal on 4/10 vs. Atlanta ... Recorded 15 points, 19 rebounds, five assists and four blocks on 3/24 at Philadelphia ... Had 18 points, 13 rebounds, two assists and a season-high six blocks on 3/17 vs. Boston ... Finished with 19 points, 21 rebounds, five assists, three steals and two blocks on 1/20 at Charlotte ... Recorded 21 points, 20 rebounds, one assist, one steal and one block on 11/15 vs. Charlotte

2004-05: (Orlando Magic): All-Rookie First Team selection ... Appeared in 82 games (all starts), averaging 12.0 points, 10.0 rebounds and 1.7 blocks in 32.6 minutes ... Shot 52.0 percent (352-677) from the field ... Ranked fourth in the NBA in offensive rebounds (287), fifth in rebounds (823), seventh in defensive rebounds (536), eighth in rebounds per game (10.0) and 10th in field goal percentage (.520) ... Scored in double figures in 51 games, including 11 games with 20+ points ... Grabbed double-digit rebounds in 43 games, including 11 games with 15+ and three 20-rebound games ... Blocked multiple shots in 39 games ... Tallied 32 double-doubles ... Finished with 14 points, 15 rebounds, one assist, one steal and a season-high seven blocks on 4/6 vs. Chicago ... Scored a season-high 29 points with 12 rebounds, one assist, one steal and one block on 3/16 at LA Clippers ... Had 19 points, 19 rebounds, one assist, two steals and two blocks on 3/11 vs. Minnesota ... Recorded 17 points, 20 rebounds and three blocks on 3/9 at Toronto ... Scored 20 points with 15 rebounds and four blocks on 3/4 vs. New York ... Had 15 points, 20 rebounds, two steals and one block on 2/10 vs. Atlanta ... Registered 16 points, 11 rebounds and six blocks on 1/31 at Atlanta ... Tallied 15 points, 20 rebounds, three assists, two steals and two blocks on 12/1 vs. Toronto ... Finished with 12 points, 10 rebounds, two assists, three steals and four blocks in NBA debut on 11/3 vs. Milwaukee

INTERNATIONAL: Member of the gold medal-winning US Olympic Men's team at the 2008 Beijing Olympics, averaging 10.9 points and 5.8 rebounds in 16.1 minutes ... Shot 74.5 percent (35-47) from the field ... Scored 22 points with 10 rebounds, two assists and two steals on 8/18/08 vs. Germany

PERSONAL: Born in Atlanta, GA ... Full name is Dwight David Howard ... Father, Dwight Sr., is a Georgia State trooper and serves as Athletic Director of Southwest Atlanta Christian Academy ... Mother, Sheryl, played on the inaugural women's team at Morris Brown College ... Recipient of the NBA Community Assist award three times (July 2007, Jan. 2009 and Oct. 2010) ... Served as a spokesperson for the NBA Fit program to raise awareness of physical fitness and nutrition to fight childhood obesity ... Established the D12 Foundation in 2011 (www.d12foundation.org) ... Favorite players are Michael Jordan and Kevin Garnett ... Winner of the 2004 Naismith Award as the nation's top high school player ... Named Georgia Mr. Basketball in 2004 ... a 2004 McDonald's High School All-American ... Named co-MVP of the 2004 McDonald's High School All-American game



DEMETRIUS JACKSON

Height: 6'1
Weight: 265
Born: 9/7/94 (South Bend, IN)
High School: Marian (Mishawaka, IN)
College: Notre Dame
Experience: 3 years pro

20

CAREER REGULAR SEASON STATISTICS

Year	Team	G	GS	MIN	FG	FGA	PCT	3FG	3FGA	PCT	FT	FTA	PCT	OFF	DEF	TOT	A	PF	DQ	STL	TO	BLK	PTS	AVG
16-17	BOS	5	0	17	3	4	.750	1	1	1.000	3	6	.500	2	2	4	3	0	0	0	0	10	2.0	
17-18	HOU/PHI	15	0	80	7	18	.389	1	7	.143	1	2	.500	5	7	12	9	7	0	5	10	1	16	1.1
18-19	PHI	6	0	39	8	15	.533	2	6	.333	4	4	1.000	2	1	3	5	4	0	2	1	0	22	3.7
TOTALS		26	0	136	18	37	.486	4	14	.286	8	12	.667	9	10	19	17	11	0	7	11	1	48	1.8

CAREER HIGHS

REGULAR SEASON SINGLE-GAME HIGHS

Points 10, 12/30/18, Philadelphia at Portland
Minutes 17, 10/21/17, Houston vs. Dallas
Field Goals 3, 1/2/19, Philadelphia at Phoenix (twice)
Field Goal Attempts 8, 12/30/18, Philadelphia at Portland
Three-Point Field Goals 2, 1/2/19, Philadelphia at Phoenix
Three-Point Attempts 3, 12/30/18, Philadelphia at Portland (twice)
Free Throws 4, 12/30/18, Philadelphia at Portland
Free Throw Attempts 4, 12/30/18, Philadelphia at Portland (twice)
Offensive Rebounds 2, 12/30/18, Philadelphia at Portland (3 times)
Defensive Rebounds 3, 10/21/17, Houston vs. Dallas (twice)
Rebounds 5, 10/21/17, Houston vs. Dallas
Assists 2, 12/22/18, Philadelphia vs. Toronto (5 times)
Steals 1, 12/30/18, Philadelphia at Portland (7 times)
Blocks 1, 10/18/17, Houston at Sacramento

AT A GLANCE

- Appeared in 26 games for the 76ers, Rockets and Celtics
- Has appeared in 66 NBA G League games (46 starts) for the Delaware, Rio Grande Valley and Maine, averaging 15.3 points, 4.5 rebounds, 5.6 assists and 1.2 steals per game
- Selected by the Boston Celtics with the 45th overall pick in the 2016 NBA Draft



HOW ACQUIRED: Signed with the Lakers on August 13, 2019

2018-19: (Philadelphia 76ers): Appeared in six games (zero starts), averaging 3.7 points in 6.5 minutes ... Scored in double figures once ... Had a career-high 10 points with two rebounds, one assist and one steal on 12/30 at Portland ... Missed one game with a first toe sprain, left foot (11/30) ... Inactive 18 times ... DNP 15 times ... NBA G League (Delaware Blue Coats): Appeared in eight games (all starts), averaging 19.4 points, 4.5 rebounds, 7.4 assists and 1.1 steals in 35.0 minutes ... Scored in double figures in seven games, including four games with 20+ and one 30-point game ... Tallied two double-doubles ... Finished with 24 points, three rebounds, 10 assists and three steals on 11/6 at Westchester ... Scored a career-high 38 points with six rebounds, 13 assists and one block on 11/3 at Raptors 905

CAREER: Has appeared in 26 games (zero starts) for Philadelphia, Houston and Boston ... Owns career averages on 1.8 points in 5.2 minutes ... Scored in double figures once ... NBA G League: Has appeared in 66 games (46 starts) for the Blue Coats, Vipers and Red Claws ... Owns career averages of 15.3 points, 4.5 rebounds, 5.6 assists and 1.2 steals in 31.8 minutes ... Scored in double figures in 50 games, including 16 games with 20+ and three 30-point games ... Tallied six double-doubles ... Career Transactions: Selected by the Boston Celtics with the 45th overall pick in the 2016 NBA Draft ... Waived by the Celtics on July 15, 2017 ... Signed a two-way contract with the Houston Rockets on August 21, 2017 ... Released by the Rockets on January 6, 2018 ... Signed a 10-day contract with the Rockets on January 6, 2018 ... Signed a two-way contract with the Philadelphia 76ers on January 15, 2018 ... Re-signed on a two-way contract with the 76ers on July 27, 2018 ... Waived by the 76ers on January 6, 2019 ... Signed with the Los Angeles Lakers on August 13, 2019

2017-18: (Philadelphia 76ers/Houston Rockets): Appeared in 15 games (zero starts), averaging 1.1 points in 5.3 minutes ... Grabbed a career-high five rebounds with four points, two assists and one steal on 10/21 vs. Dallas ... Inactive 52 times ... DNP 16 times ... NBA G League (Delaware 87ers/Rio Grande Valley Vipers): Appeared in 26 games (15 starts), averaging 14.7 points, 3.7 rebounds, 4.5 assists and 1.2 steals in 28.8 minutes ... Scored in double figures in 19 games, including six games with 20+ and one 30-point game ... Tallied one double-double ... Finished with 11 points, six rebounds, 12 assists, three steals and one block on 3/11 at Long Island ... Scored a season-high 34 points with three rebounds, five assists and one steal on 1/10 at Westchester

2016-17: (Boston Celtics): Appeared in five games (zero starts), averaging 2.0 points in 3.4 minutes ... Scored a season-high eight points in his NBA debut with three rebounds and two assists on 11/6 vs. Denver ... DNP 23 times ... Inactive 53 times ... NBA G League (Maine Red Claws): Appeared in 32 games (23 starts), averaging 14.8 points, 5.1 rebounds, 6.0 assists and 1.3 steals in 33.5 minutes ... Scored in double figures in 24 games, including six games with 20+ and one 30-point game ... Tallied three double-doubles ... Had seven points, 10 rebounds, five assists and one block on 3/26 vs. Reno ... Finished with 17 points, six rebounds, 10 assists and one block on 3/6 at Windy City ... Scored a season-high 30 points with one rebound, three assists, one steal and one block on 12/31 vs. Windy City ... (Playoffs): Appeared in five games (all starts), averaging 15.0 points, 3.2 rebounds and 5.8 assists in 33.7 minutes ... Scored in double figures in three games, including two games with 20+ and one 30-point game ... Tallied one double-double ... Had 15 points, two rebounds and 10 assists on 4/10 vs. Fort Wayne ... Recorded 30 points, seven rebounds, six assists, one steal and one block on 4/4 at Fort Wayne

COLLEGE: All-ACC Second Team (2016) ... All-ACC Tournament Second Team (2015) ... Appeared in 103 games (88 starts), averaging 11.7 points, 3.1 rebounds, 3.3 assists and 1.1 steals in 31.5 minutes ... Shot 46.7 percent (415-888) from the field and 38.1 percent (133-349) from three-point range ... Scored in double figures in 66 games, including 12 games with 20+ ... Had multiple steals in 30 games, including five games with 4+ ... Tallied one double-double ... 2015-16 (Notre Dame): All-ACC Second Team selection ... Appeared in 35 games (all starts), averaging 15.8 points, 3.5 rebounds, 4.7 assists and 1.2 steals in 36.0 minutes ... Ranked second in the ACC in assists (164), second in assists per game (4.7), seventh in free throw percentage (.813), ninth in steals (43) and 10th in steals per game (1.2) ... Scored in double figures in 29 games, including eight games with 20+ ... Tallied one double-double ... Scored a career-high-tying 27 points with two rebounds and five assists on 2/13 vs. Louisville ... Tallied 14 points, seven rebounds, eight assists and a career-high six steals on 1/31 vs. Wake Forest ... Finished with 19 points, three rebounds, 10 assists and one steal on 12/8 vs. Stony Brook ... Had a career-high 27 points with eight rebounds and three assists on 11/13 vs. Saint Francis ... 2014-15 (Notre Dame): All-ACC Tournament Second Team selection ... Appeared in 38 games (all starts), averaging 12.4 points, 3.6 rebounds, 3.1 assists and 1.6 steals in 34.7 minutes ... Shot 50.8 percent (167-329) from the field and 42.9 percent (54-126) from three-point range ... Ranked fourth in the ACC in steals (59) and seventh in steals per game (1.6) ... Scored in double figures in 30 games, including four games with 20+ ... Scored a season-high-tying 22 points with three rebounds, two assists and three steals on 12/20 vs. Purdue ... Tallied a season-high 22 points with one rebound and two steals on 12/3 vs. Michigan State ... 2013-14 (Notre Dame): Appeared in 30 games (15 starts), averaging 6.0 points, 2.1 rebounds and 1.8 assists in 22.2 minutes ... Shot 41.7 percent (25-60) from three-point range ... Scored in double figures in seven games ... Recorded a season-high 17 points with three rebounds, five assists and one steal on 2/19 at Miami (FL)

PERSONAL: Native of South Bend, IN ... Lived in two different foster homes after the age of 12 ... Foster parents are Dave and Beth Whitfield ... Averaged 25.9 points, 5.7 rebounds, 2.9 assists and 2.6 assists as a senior at Marian High School ... Finished his high school career as the all-time leading scorer in St. Joseph County ... 2013 McDonald's All-American



LEBRON JAMES

Height: 6'9
Weight: 250
Born: 12/30/84 (Akron, OH)
High School: St. Vincent St. Mary (Akron, OH)
Experience: 16 years pro

23

CAREER REGULAR SEASON STATISTICS

Year	Team	G	GS	MIN	FG	FGA	PCT	3FG	3FGA	PCT	FT	FTA	PCT	OFF	DEF	TOT	A	PF	DQ	STL	TO	BLK	PTS	AVG
03-04	CLE	79	79	3122	622	1492	.417	63	217	.290	347	460	.754	99	333	432	465	149	0	130	273	58	1654	20.9
04-05	CLE	80	80	3388	795	1684	.472	108	308	.351	477	636	.750	111	477	588	577	146	1	177	262	52	2175	27.2
05-06	CLE	79	79	3361	875	1823	.480	127	379	.335	601	814	.735	75	481	556	521	181	0	123	260	66	2478	31.4
06-07	CLE	78	78	3190	772	1621	.476	99	310	.319	489	701	.698	83	443	526	470	171	1	125	250	55	2132	27.3
07-08	CLE	75	74	3027	794	1642	.484	113	359	.315	549	771	.712	133	459	592	539	165	1	138	255	81	2250	30.0
08-09	CLE	81	81	3054	789	1613	.489	132	384	.344	594	762	.780	106	507	613	587	139	0	137	241	93	2304	28.4
09-10	CLE	76	76	2966	768	1528	.503	129	387	.333	593	773	.767	71	483	554	651	119	0	125	261	77	2258	29.7
10-11	MIA	79	79	3063	758	1485	.510	92	279	.330	503	663	.759	80	510	590	554	163	0	124	284	50	2111	26.7
11-12	MIA	62	62	2326	621	1169	.531	54	149	.362	387	502	.771	94	398	492	387	96	0	115	213	50	1683	27.1
12-13	MIA	76	76	2877	765	1354	.565	103	254	.406	403	535	.753	97	513	610	551	110	0	129	226	67	2036	26.8
13-14	MIA	77	77	2902	767	1353	.567	116	306	.379	439	585	.750	81	452	533	844	126	1	121	270	26	2089	27.1
14-15	CLE	69	69	2493	624	1279	.488	120	339	.354	375	528	.710	51	365	416	511	135	0	109	272	49	1743	25.3
15-16	CLE	76	76	2709	737	1416	.520	87	282	.309	359	491	.731	111	454	565	514	143	0	104	249	49	1920	25.4
16-17	CLE	74	74	2794	736	1344	.548	124	342	.363	358	531	.674	97	542	639	646	134	2	92	303	44	1954	26.4
17-18	CLE	82	82	3026	857	1580	.542	149	406	.367	388	531	.731	97	612	709	747	136	0	116	347	71	2251	27.5
18-19	LAL	55	55	1937	558	1095	.510	111	327	.339	278	418	.665	57	408	465	454	94	0	72	197	33	1505	27.4
TOTALS		1198	1197	46235	11838	23478	.504	1727	5028	.343	7140	9701	.736	1443	7437	8880	8662	2207	6	1937	4163	921	32543	27.2

CAREER POSTSEASON STATISTICS

Year	Team	G	GS	MIN	FG	FGA	PCT	3FG	3FGA	PCT	FT	FTA	PCT	OFF	DEF	TOT	A	PF	DQ	STL	TO	BLK	PTS	AVG
05-06	CLE	13	13	604	146	307	.476	21	63	.333	87	118	.737	22	83	105	76	44	0	18	65	9	400	30.8
06-07	CLE	20	20	893	166	399	.416	21	75	.280	148	196	.755	26	135	161	159	40	0	34	66	10	501	25.1
07-08	CLE	13	13	552	113	275	.411	18	70	.257	122	167	.731	16	86	102	99	33	0	23	54	17	366	28.2
08-09	CLE	14	14	580	159	312	.510	27	81	.333	149	199	.749	19	109	129	102	30	0	23	38	12	494	35.3
09-10	CLE	11	11	460	106	211	.502	20	50	.400	88	120	.733	15	87	102	84	23	0	19	42	20	320	29.1
10-11	MIA	21	21	922	174	373	.466	30	85	.353	119	156	.763	34	142	176	123	56	0	35	66	25	497	23.7
11-12	MIA	23	23	983	251	502	.500	22	85	.259	173	234	.739	54	170	224	129	47	1	43	81	16	697	30.3
12-13	MIA	23	23	960	212	432	.491	36	96	.375	136	175	.777	37	156	193	152	43	1	41	70	18	596	25.9
13-14	MIA	20	20	763	192	340	.565	35	86	.407	129	160	.806	14	127	141	95	46	0	36	61	11	548	27.4
14-15	CLE	20	20	844	227	544	.417	25	110	.227	122	167	.731	37	189	226	169	58	0	33	82	21	601	30.1
15-16	CLE	21	21	822	219	417	.525	32	94	.340	82	124	.661	42	158	200	160	54	0	49	75	27	552	26.3
16-17	CLE	18	18	744	217	384	.565	44	107	.411	113	162	.698	19	145	164	141	43	0	35	72	23	591	32.8
17-18	CLE	22	22	922	275	510	.539	39	114	.342	159	213	.746	31	169	200	198	52	0	30	94	23	748	34.0
TOTALS		239	239	10049	2457	5006	.491	370	1116	.332	1627	2191	.743	366	1756	2122	1687	569	2	419	866	232	6911	28.9



CAREER HIGHS

REGULAR SEASON SINGLE-GAME HIGHS

Points	61, 3/3/14, Miami vs. Charlotte
Minutes	55, 11/29/03, Cleveland vs. Memphis
Field Goals	23, 11/3/17, Cleveland at Washington
Field Goal Attempts	36, 3/20/05, Cleveland at Toronto
Three-Point Field Goals	8, 3/3/14, Miami vs. Charlotte (twice)
Three-Point Attempts	13, 3/5/08, Cleveland at New York (3 times)
Free Throws	24, 3/12/06, Cleveland at Miami
Free Throw Attempts	28, 3/12/06, Cleveland at Miami
Offensive Rebounds	7, 3/20/13, Miami at Cleveland (twice)
Defensive Rebounds	17, 4/14/05, Cleveland vs. New York
Rebounds	19, 1/11/08, Cleveland vs. Charlotte
Assists	19, 2/9/18, Cleveland at Atlanta
Steals	7, 12/13/04, Cleveland at Memphis
Blocks	5, 3/16/04, Cleveland vs. Chicago (twice)

POSTSEASON SINGLE-GAME HIGHS

Points	51, 5/31/18, Cleveland at Golden State
Minutes	53, 5/5/06, Cleveland at Washington
Field Goals	20, 5/20/09, Cleveland vs. Orlando
Field Goal Attempts	38, 6/4/15, Cleveland at Golden State
Three-Point Field Goals	7, 4/30/06, Cleveland at Washington
Three-Point Attempts	12, 5/7/17, Cleveland at Toronto (3 times)
Free Throws	18, 5/30/12, Miami vs. Boston (twice)
Free Throw Attempts	24, 5/30/12, Miami vs. Boston (twice)
Offensive Rebounds	8, 5/24/15, Cleveland vs. Atlanta
Defensive Rebounds	16, 6/6/13, Miami vs. San Antonio (twice)
Rebounds	19, 5/13/10, Miami at Boston
Assists	14, 5/3/18, Cleveland at Toronto (3 times)
Steals	6, 5/15/12, Miami vs. Indiana
Blocks	5, 5/7/11, Miami at Boston

AT A GLANCE

- Three-time NBA Champion and NBA Finals MVP (2012, 2013, 2016)
- Four-time NBA Most Valuable Player (2009, 2010, 2012, 2013)
- Played in 1,198 career games (1,197 starts) for the Lakers, Cavaliers and HEAT, averaging 27.2 points, 7.4 rebounds and 7.2 assists
- Enters the season ranked fourth on the NBA's all-time scoring list (32,543) and fifth in triple-doubles (81)
- Is the all-time postseason leader in points (6,911), minutes (10,049), field goals (2,457), free throws (1,627) and steals (419)
- 15-time NBA All-Star and three-time All-Star Game MVP
- 15-time All-NBA honorree, including 12 First Team selections
- Two-time Olympic gold medal winner with Team USA

HOW ACQUIRED: Signed with the Lakers as a free agent on July 9, 2018

2018-19: (Los Angeles Lakers): All-NBA Third Team selection ... Was an All-Star starter for an NBA-record 15th consecutive season ... Appeared in 55 games (all starts), averaging 27.4 points, 8.5 rebounds, 8.3 assists and 1.3 steals in 35.2 minutes ... Recorded eight triple-doubles (T-4th in NBA) and 32 double-doubles ... Scored in double figures in each game this season, including 48 20+ games, 15 30+ contests, three 40-point games and one 50-point performance ... Possesses an NBA record double-digit scoring streak that stands at 928 regular season games ... Climbed to fourth place on the NBA's all-time scoring list (32,543), fifth place on the NBA's all-time FGM list (11,838), eighth on the NBA's all-time free throws made list (7,140), 10th place on the NBA's all-time assists list (8,662) and 19th place on the NBA's all-time three-pointers made list (1,798) ... Also ranks fifth all-time in career triple doubles (81) ... Led the Lakers in points, scoring average, field goals made and attempted, free throws made and attempted, defensive rebounds and assists ... Led the team in scoring 40 times, rebounds 24 times, assists 33 times, steals 21 times, blocks eight times and minutes 26 times ... Had eighth triple-double of season 3/24 vs. SAC, totaling a game-high-tying 29 points with 11 rebounds and 11 assists ... Scored a game-high 31 points with seven rebounds and seven assists in 31 minutes 3/6 vs. DEN ... With his 13th point in that contest, coming with a driving layup at the 5:38 mark of the second quarter, surpassed Michael Jordan for fourth place on the NBA's all-time scoring list ... With his fourth field goal 3/2 at PHX, surpassed Kobe Bryant for fifth place on the NBA's career field goals list ... Had 25th double-double of season (33 points/10 assists) 2/27 vs. NOP, his 75th career 30-10 game ... Recorded sixth triple-double of season and 79th of career (24 points/12 rebounds/11 assists) 2/25 at MEM ... In that game, passed Andre Miller for 10th place on the NBA's all-time assists list and Wilt Chamberlain for fifth place on the all-time triple-doubles list ... Talled fifth triple-double of season (28p/11r/16a) 2/12 at ATL ... In that game, his season-high 16 assists were the most by a Lakers player since 2015 (K. Bryant, 17, 1/15/15 vs. CLE) ... Recorded fourth triple-double of season 2/17 at BOS with 28 points, 12 rebounds and 12 assists ... Became fifth player in NBA history to reach the 32,000-points mark 2/5 at IND ... In return from longest absence of his career, had 24 points, a season-high-tying 14 rebounds and nine assists in overtime win 1/31 at LAC ... Had third triple-double as a Laker with 22 points, 12 rebounds and a then-season-high-tying 14 assists 12/21 vs. NOP ... Talled 36 points, 13 rebounds and eight assists 12/18 at BKN, good for his 14th double-double this season ... Finished with 24 points, 12 rebounds and 11 assists in 30 minutes 12/15 at CHA, good for his second triple-double of the season ... Had 28 points, a game-high 12 assists and nine rebounds 12/10 vs. MIA, passing Paul Pierce for 10th place on the NBA's all-time list of career games with 10+ points ... Finished with 42 points, five rebounds, six assists and two steals in 40 minutes 12/5 vs. SAS, his third 40+ game as a Laker ... Scored 20 fourth-quarter points and was the first Lakers player to score at least 20 points in a quarter since December 2016 (21, L. Williams, 12/3/16 @ Memphis) ... Recorded 38 points, nine rebounds, seven assists and two steals in win 11/29 vs. IND ... With the scoring outburst, James recorded his 436th career 30-point game, moving past Karl Malone for third place on the NBA's all-time list of 30-point games ... Talled 32 points with a season-best 14 rebounds and seven assists 11/21 at CLE, his first game against the Cavaliers as a Lakers player ... Scored a season-high 51 points, including a season-best six 3FG, with eight rebounds, three assists and two steals 11/18 at MIA, the first 50-point performance by a Laker since K. Bryant's final game (60, 4/13/16 vs. UTA) ... With his 12th career 50+ game, passed Allen Iverson for sixth on the NBA's all-time 50-point games list ... Joined Bryant as only players to tally 50+ points in 16th season or later ... Finished with 44 points (13-19 FG), 10 rebounds, nine assists and season-best three blocks 11/14 vs. POR ... With a three-point play at the 3:55 mark of the fourth quarter, passed former Lakers star W. Chamberlain for fifth on the NBA's all-time scoring list ... It was the first time in his career that he has recorded a 44-10-9-3 game, also becoming the first player in Lakers history to match those totals ... It was his first 40-point game as a Laker and the first 40-point performance by a Lakers player since D. Russell (40, 3/19/17 vs. CLE) ... Also recorded 900th career block against the Trail Blazers, joining K. Abdul-Jabbar, D. Nowitzki and K. Malone as the only players to have at least 30,000 points and that many blocks in a career ... Scored a game-high 26 points, including victory-sealing putback dunk with 15.3 seconds remaining, 11/11 vs. ATL ... Became first player in Lakers history to total at least 250 points (268), 75 rebounds (76) and 75 assists (77) in first 10 games of the season, joining O. Robertson and R. Westbrook as the only players to do it more than once in a career ... Finished with 35 points, 11 rebounds and two steals 10/27 @ SAS ... In that contest, moved to sixth on NBA's all-time scoring list to become NBA's active scoring leader ... Recorded first triple-double as a Laker with 28 points, 11 assists and 11 rebounds 10/25 vs. DEN ... Became the first Lakers player since 2014 to tally a 20-point triple-double (K. Bryant, 12/30/14 @ DEN) ... Scored 32 points, eight rebounds and 14 assists 10/22 vs. SAS, his first 30+ performance as a Laker ... Became first Lakers player to match those totals since 2004 (K. Bryant, 12/17/04 vs. WAS) ... In Lakers debut, totaled 26 points, 12 rebounds, six assists and one steal 10/18 at POR, becoming one of nine Lakers to have 25-10-5 in a season-opener ... Earned the Offseason NBA Community Assist Award on 10/25/18 in recognition of his efforts to create the I PROMISE School and provide lasting educational resources for youth and families in his hometown of Akron, OH ... Missed 17 games due to left groin strain (12/27-1/29), three games due to load management (2/2, 3/15, 3/27) and seven games due to sore left groin (3/19, 3/31-4/9)

CAREER: Three-time NBA Champion (2012, 2013, 2016) ... Four-time NBA Most Valuable Player (2009, 2010, 2012, 2013) ... Three-time NBA Finals MVP (2012, 2013, 2016) ... NBA Rookie of the Year (2003) and unanimous All-Rookie First Team selection ... Helped lead the United States to gold medals at the 2008 Beijing and 2012 London Olympics and to a bronze medal at the 2004 Athens Olympics ... 15-time All-NBA honoree (First Team in 2006, 2008-18; Second Team in 2005 and 2007; Third Team in 2019) ... Has been named to the NBA's All-Defensive Team six times (First Team in 2009-13; Second Team in 2014) ... Named a starter for the NBA All-Star Game in each of the last 15 seasons (2005-2019), averaging 24.1 points, 6.4 rebounds, 5.9 assists and 1.2 steals in 29.4 minutes ... Earned All-Star Game MVP honors in 2006, 2008 and 2018 ... Has been selected Eastern Conference Player of the Month 38 times and has been named Eastern Conference Player of the Week 61 times ... Captured the 2007-08 NBA scoring title ... Two-time Sports Illustrated Sportsman of the Year (2012 and 2016) ... USA Basketball 2012 Male Athlete of the Year ... J. Walter Kennedy Citizenship Award winner (2016) ... Has appeared in 1,198 NBA games (1,197 starts) for the Lakers, Cavaliers and Heat ... Owns career averages of 27.2 points, 7.4 rebounds, 7.2 assists and 1.6 steals in 38.6 minutes, while shooting 50.4 percent from the field, 34.3 percent from three-point range and 73.6 percent from the free throw line ... Ranks fourth on the NBA's all-time scoring average list (27.16), fifth in triple-doubles (81), fourth in points (32,543), fifth in field goals made (11,838), eighth in free throws made (7,140), 10th in assists (8,662), 16th in steals (1,937), 17th in minutes (46,235) and 19th in three-point field goals made (1,727) ... Only player in NBA history to rank in the Top 10 in all-time points scored and assists ... Also has the most assists among all frontcourt players in NBA history ... Has scored in double figures in 1,190 games, including an NBA-record 928 consecutive times, a streak that began on January 6, 2007 ... Has scored 20+ points in 993 games, 30+ in 445 games, 40+ 64 times, 50+ in 12 games and one 60-point game ... Owns 81 career triple-doubles and 443 career double-doubles ... Has averaged at least 25.0 points in an NBA-record 15 consecutive seasons (2004-2019) ... Is the Cleveland Cavaliers' all-time leader in games (849), minutes (33,130), field goals made (8,369), three-point field goals made (1,251), free throws made (5,130), defensive rebounds (5,156), total rebounds (6,190), assists (6,228), steals (1,376) and points (23,119) ... Has missed just 98 games through 16 professional seasons ... Playoffs: Has appeared in 239 playoff games (239 starts) for the Cavaliers and Heat, averaging 28.9 points, 8.9 rebounds, 7.1 assists, 1.8 steals and 1.0 blocks in 42.0 minutes while shooting 49.1 percent from the field, 33.2 percent from three-point range and 74.3 percent from the free throw line ... Ranks first on the NBA's all-time postseason scoring list (6,911), first in minutes (10,049), first in field goals made (2,457), first in free throws made (1,627), first in steals (419), second in triple-doubles (23), third in three-point field goals made (370), third in assists (1,687), fourth in scoring average (28.92), fourth in games (239), sixth in rebounds (2,122), sixth in double-doubles (112) and 15th in blocks (232) ... Tallied 23 triple-doubles and 112 double-doubles ... Scored in double figures in 237 games, including an NBA playoff-record 214 games with 20+ points, an NBA playoff-record 110 games with 30+ points, 27 games with 40+ and one 50-point game ... Has played in eight consecutive NBA Finals (2011-2018) ... Has posted an all-time series record of 13-0 in the First Round ... Career Transactions: Selected by the Cleveland Cavaliers with the first overall selection in the 2003 NBA Draft ... Acquired by the Miami Heat in exchange for a 2011 second round draft pick, a 2012 second round draft pick, a 2013 first round draft pick and a 2016 first round draft pick on July 10, 2010 ... Signed as a free agent with the Cavaliers on July 12, 2014 ... Re-signed with the Cavaliers on July 20, 2015 ... Re-signed with the Cavaliers on August 12, 2016 ... Signed as a free agent with the Los Angeles Lakers on July 9, 2018



2017-18: (Cleveland Cavaliers): All-NBA First Team selection... Appeared in a career-high 82 games (82 starts), averaging 27.5 points, a career-high-tying 8.6 rebounds, a career-high 9.1 assists and 1.4 steals in 36.9 minutes ... Shot 54.2 percent from the field (857-1580) ... Became the first player in NBA history to average at least 25.0 points, 8.0 rebounds and 9.0 assists while shooting 54.0 percent or better from the field in a single season ... Averaged at least 25.0 points per game for the 14th straight season, which is an NBA record for most consecutive seasons with at least 25.0 points in league history ... Named NBA All-Star Game MVP after tallying 29 points, 10 rebounds and eight assists ... Was his NBA-record 11th 20-point game in the event ... Was an All-Star starter for an NBA-record 14th consecutive season ... Four-time Eastern Conference Player of the Month ... Four-time Eastern Conference Player of the Week ... Climbed to seventh place on the NBA's all-time scoring list (31,038), seventh place on the NBA's all-time FGM list (11,280), ninth on the NBA's all-time free throws made list (6,862), 11th place on the NBA's all-time assists list (8,208), 16th place on the NBA's all-time steals list (1,865) and 20th place on the NBA's all-time three-pointers made list (1,616) ... Also ranks sixth all-time in career triple dunks (73) ... Ranked first in the NBA in points (2,251), first in minutes (3,026), first in minutes per game (36.9), first in games played (82), first in field goals made (857), second in field goal attempts (1,580), second in assists (747), second in assists per game (9.1), third in points per game (27.5), seventh in defensive rebounds (612), eighth in free throws made (388) and eighth in free throw attempts (531) ... Became the third player in NBA history to have 10 different seasons with at least 2,000 points ... Has an NBA-record eight seasons with at least 2,000 points, 500 rebounds and 500 assists ... Led the Cavaliers in points, scoring average, field goals made and attempted, three-pointers attempted, free throws made and attempted, defensive and total rebounds, assists, steals and blocks; led his team in points and assists for an NBA-record 15th straight season ... Led the team in points 61 times, rebounds 33 times, assists 74 times, steals 35 times and blocks 31 times ... Talled a career-high 18 triple-doubles ... Recorded a career-high 52 double-doubles ... Scored in double figures in all 82 games, increasing his double-digit scoring streak to an NBA-record 873 regular season games ... Scored 20+ points in 68 games, 32 games with 30+ and four 40-point games ... Now has 945 career 20-point games, third-most all-time ... Also moved into fifth all-time in career 30-point games (430) ... Had 44 points, 11 rebounds, 11 assists, two steals and one block on 4/6 at PHI for 73rd career triple-double, becoming the youngest player in NBA history to reach 31,000 points (33 years, 97 days) ... Notched 35 points, seven rebounds, 17 assists and one steal on 3/21 vs. TOR, becoming the first player in NBA history to record at least 35 points, 15+ assists and zero turnovers in any game (including playoffs) since the NBA started recording turnovers in 1977-78 ... Recorded 71st career triple-double with 40 points, 12 rebounds, 10 assists, two steals and one block on 3/19 vs. MIL, the 51st time in his career that he led or tied for the game high on both teams in points, rebounds and assists, passing Wilt Chamberlain (50) for the most such games in NBA history ... Registered 64th career triple-double with 37 points, 10 rebounds, 15 assists, one steal and one block on 2/7 vs. MIN, becoming Cleveland's all-time leader in total rebounds and only the third player in NBA history to currently lead a franchise in points, rebounds and assists ... Scored 28 points with nine rebounds, seven assists and one block on 1/23 at SAS, becoming the youngest player in NBA history to reach 30,000 points (33 years, 24 days) ... Finished with 25 points (11-13 FG), seven rebounds, 17 assists and two steals on 12/12 vs. ATL, becoming the second player in NBA history to compile at least 25 points and 17 assists in a game with a field goal percentage of 84.0 percent or better ... Scored a season-high and franchise-record 57 points (23-34 FG) with 11 rebounds, seven assists, three steals and two blocks on 11/3 at WAS, becoming the youngest player in NBA history to reach 29,000 points (32 years, 308 days) ... Recorded 56th career triple-double with 29 points, 10 rebounds, 13 assists and four blocks on 10/25 at BKN, becoming the Cavaliers' all-time leader in games played ... Playoffs: Became the sixth player in NBA history to play in eight consecutive NBA Finals ... Appeared in 22 games (22 starts), averaging 34.0 points, 9.1 rebounds, 9.0 assists, 1.4 steals and 1.0 blocks in 41.9 minutes ... Shot 53.9 percent from the field (275-510) ... Talled four triple-doubles ... Recorded 15 double-doubles ... Scored in double figures in all 22 games, including 21 games with 20+ points, 12 games with 30+, eight games with 40+ and one 50-point game ... Talled 33 points, 10 rebounds, 11 assists, two steals and two blocks on 6/6 vs. GSW, his NBA-record 10th triple-double in the NBA Finals ... Also became the all-time leader in 30-point games in the playoffs (110) with the performance ... Scored a postseason career-high and franchise playoff record 51 points (19-32 FG) with eight rebounds, eight assists, one steal and one block on 5/31 at GSW, becoming the sixth player in NBA history to score at least 50 points in a Finals game and the first player to post a stat line of at least 51 points, eight rebounds and eight assists in a Finals game ... It was his seventh game with 40+ points in the NBA Finals, second-most in Finals history ... It was also his eighth game with 40+ points in the 2018 Playoffs, tied for the most 40+ point games in a single season in league history (Jerry West, 1965) ... Talled 35 points, 15 rebounds, nine assists and two blocks on 5/27 at BOS, becoming the third player in league history to post at least 35 points, 15 rebounds and nine assists in a Game 7 ... Recorded 42 points, 10 rebounds, 12 assists and one block on 5/15 at BOS, his NBA-record third career playoff 40-point triple-double ... Finished with 43 points, eight rebounds, 14 assists and one steal on 5/3 at TOR, becoming the first player in NBA history to tally 40+ points and 14+ assists in a playoff game ... In the first round against Indiana, he averaged 34.4 points, 10.0 rebounds, 7.7 assists, 1.4 steals and 1.0 blocks in 41.2 minutes, the fifth playoff series that he has averaged at least 30.0 points, 10.0 rebounds and 7.0 assists per game; no other player in NBA history has done that more than once

2016-17: (Cleveland Cavaliers): All-NBA First Team selection ... NBA All-Star starter ... Walter Kennedy Citizenship Award winner ... Appeared in 74 games (74 starts), averaging 26.4 points, a career-high 8.6 rebounds, 8.7 assists and 1.2 steals in 37.8 minutes ... Shot 54.8 percent from the field (736-1344) ... Became the first player in NBA history to average at least 25.0 points, 8.0 rebounds and 8.0 assists while shooting at least 54.0 percent from the field in a single season ... Two-time Eastern Conference Player of the Month ... Four-time Eastern Conference Player of the Week ... Ranked first in the NBA in minutes per game (37.8), fourth in field goals made (736), fifth in assists (646), sixth in assists per game (8.7), eighth in points per game (26.4), ninth in points (1,954) and 10th in field goal percentage (.548) ... Led the team in points, scoring average, field goals made, free throws made and attempted, defensive rebounds, assists and steals ... Led the team in points 41 times, rebounds 21 times, assists 58 times, steals 24 times and blocks 19 times ... Talled 13 triple-doubles ... Recorded 42 double-doubles ... Scored in double figures in all 74 games, including 61 games with 20+ points, 23 games with 30+ and two 40-point games ... Had 32 points, five rebounds and 10 assists on 2/4 at NYK, becoming the youngest player in NBA history to reach 28,000 points (32 years, 36 days) ... Scored a season-high 44 points (17-24 FG) with nine rebounds, 10 assists and three steals on 12/10 vs. CHO, becoming the first NBA player with 44 points, nine rebounds, 10 assists and a .700 FG percentage in a game since 1968 (Wilt Chamberlain) ... Scored 27 points with 10 rebounds and five assists on 11/11 at WAS, becoming the youngest player in NBA history to reach 27,000 points (31 years, 317 days) ... Missed one game due to illness (2/25), two games due to a right calf strain (4/10-4/12) and five games due to rest (11/16, 12/14, 12/26, 3/4, 3/8) ... Playoffs: Appeared in 18 games (18 starts), averaging 32.8 points, 9.1 rebounds, 7.8 assists, 1.9 steals and 1.3 blocks in 41.3 minutes ... Shot 56.5 percent from the field (217-384) and 41.1 percent from three-point range (44-107) ... Secured three triple-doubles ... Talled 10 double-doubles ... Scored in double figures in all 18 games, including 17 games with 20+ points, 14 games with 30+ and two 40-point games ... Scored at least 25 points and shot better than 50.0 percent from the field in each of the first 10 games of the 2017 postseason, tying Kareem Abdul-Jabbar for the longest NBA postseason streak of 25 or more points and .500 shooting ... In the NBA Finals, averaged 33.6 points, 12.0 rebounds, 10.0 assists, 1.4 steals and 1.0 blocks, becoming the first player in NBA history to average a triple-double in the Finals ... Talled 31 points, 10 rebounds, 11 assists and one steal on 6/9 vs. GSW to become the all-time leader in Finals triple-doubles (nine) ... Finished with 35 points (13-18 FG), eight rebounds, eight assists, three steals and one block on 5/25 at BOS, becoming the NBA's all-time leading scorer in playoff history ... Became the first player in NBA history to score 35 or more points in every game of a four-game sweep versus Toronto in the Semifinals ... Became the first player in league history to average at least 32.0 points (32.8), 9.0 rebounds (9.8), 9.0 assists (9.0), 3.0 steals (3.0) and 2.0 blocks (2.0) in a single playoff series ... Talled 25 points, 10 rebounds, seven assists, four steals and four blocks on 4/17 vs. IND, becoming the first player to post that stat line in a playoff game since steals and blocks were first tracked in 1973-74

2015-16: (Cleveland Cavaliers): NBA Champion ... All-NBA First Team selection ... NBA All-Star starter, becoming the all-time leading scorer in All-Star Game history ... Appeared in 76 games (76 starts), averaging 25.3 points, 7.4 rebounds, 6.8 assists and 1.4 steals in 35.6 minutes ... Shot 52.0 percent from the field (737-1416) ... Averaged at least 25.0 points per game for the 12th straight season, setting an NBA record for most consecutive seasons with at least 25.0 points in league history (min. 30 games) ... Only player in the NBA to shoot at least 50.0 percent from the field with averages of at least 25.0 points, 7.0 rebounds and 6.0 assists ... Three-time Eastern Conference Player of the Month ... Five-time Eastern Conference Player of the Week ... Ranked second in the NBA in field goals made (737), fourth in points (1,920), fifth in points per game (25.3), ninth in assists (514) and ninth in assists per game (6.8) ... Led the team in points, scoring average, field goals made and attempted, free throws made and attempted, assists and steals ... Led the team in points 53 times, rebounds 12 times, assists 50 times, steals 35 times and blocks 18 times ... Tallied three triple-doubles ... Recorded 28 double-doubles ... Scored in double figures in all 76 games, including 63 games with 20+ points and 18 games with 30+ ... Notched 20 points, nine rebounds, eight assists and one steal on 1/29 at DET, becoming the youngest player in NBA history to reach 26,000 points (31 years, 30 days) ... Scored a season-high-tying 37 points (15-22 FG) with seven rebounds, nine assists and two steals on 1/10 at PHI ... Scored a season-high-tying 37 points with seven rebounds, eight assists, one steal and one block on 12/4 at NOP ... Scored a season-high 37 points with 12 rebounds, five assists, one steal and a season-high three blocks on 11/14 at MIL ... Missed one game due to maintenance (12/5) and five games due to rest (2/28, 3/16, 3/29, 4/6, 4/13) ... Playoffs: Named NBA Finals MVP ... Became the fifth player to win three Finals MVPs, the second player to win Finals MVP with multiple teams and the fourth player to win three Finals MVPs and four regular season MVPs ... Appeared in 21 games (21 starts), averaging 26.3 points, 9.5 rebounds, 7.6 assists, 2.3 steals and 1.3 blocks in 39.1 minutes ... Shot 52.5 percent from the field (219-417) ... Notched two triple-doubles ... Tallied 13 double-doubles ... Scored in double figures in all 21 games, including 20 games of 20+ points, four games with 30+ and two 40-point games ... Averaged 29.7 points, 11.3 rebounds, 8.9 assists, 2.6 steals and 2.3 blocks in the NBA Finals, becoming the first player in NBA history to lead all players in all five categories for an entire playoff series ... His 29.7 points per game averaging in the Finals was the highest by a player on the winning team in any seven-game Finals series in NBA history ... Tallied 27 points, 11 rebounds, 11 assists, two steals and three blocks on 6/19 at GSW, leading the Cavaliers to their first NBA Championship and becoming the third player to have a triple-double in Game 7 of the NBA Finals ... Recorded 41 points, eight rebounds, 11 assists, four steals and three blocks on 6/16 vs. GSW, becoming the fifth player with at least 40 points in consecutive NBA Finals games ... Scored 41 points with 16 rebounds, seven assists, three steals and three blocks on 6/13 at GSW, becoming just the fourth player in NBA history to score at least 40 points, grab 15 rebounds and dish out at least five assists in a Finals game

2014-15: (Cleveland Cavaliers): All-NBA First Team selection ... NBA All-Star starter ... Appeared in 69 games (69 starts), averaging 25.3 points, 6.0 rebounds, 7.4 assists and 1.6 steals in 36.1 minutes ... Shot 48.8 percent from the field (624-1279), the only player in the NBA to shoot at least 48.0 percent from the field with averages of at least 25.0 points, 6.0 rebounds and 7.0 assists ... Two-time Eastern Conference Player of the Month ... Three-time Eastern Conference Player of the Week ... Ranked third in the NBA in points per game (25.3), fourth in points (1,743), fourth in free throw attempts (528), fifth in free throws made (375), fifth in minutes per game (36.1), seventh in field goals made (624) and seventh in assists per game (7.4) ... Led the team in points, scoring average, field goals made and attempted, free throws made and attempted and assists ... Led the team in points 37 times, rebounds nine times, assists 49 times, steals 28 times and blocks 18 times ... Tallied two triple-doubles ... Notched 22 double-doubles ... Scored in double figures in all 69 games, including 52 games with 20+ points, 18 games with 30+ and three 40-point games ... Notched 27 points, seven rebounds, eight assists, one steal and one block on 3/10 at DAL, becoming Cleveland's all-time leader in assists ... Scored a season-high 42 points (15-25 FG) with 11 rebounds, five assists, three steals and one block on 2/26 vs. GSW ... Registered 32 points, 11 rebounds, seven assists and three steals on 1/16 at LAC, becoming the youngest player in NBA history to reach 24,000 points (30 years and 17 days) ... Had 41 points (17-24 FG), five rebounds, five assists and one block on 12/12 at NOP, becoming the Cavaliers' all-time leader in three-point field goals made ... Missed one game due to left knee soreness (12/11), eight games due to left knee/lower back strains (12/30-1/11), one game with a right wrist sprain (1/28) and three games due to rest (2/27, 4/12, 4/15) ... Playoffs: Appeared in 20 games (20 starts), averaging 30.1 points, 11.3 rebounds, 8.5 assists, 1.7 steals and 1.1 blocks in 42.2 minutes, becoming the first player since Oscar Robertson to produce 30.0 points, 11.0 rebounds and 8.0 assists in a single postseason ... Tallied three triple-doubles ... Recorded 14 double-doubles ... Scored in double figures in all 20 games, including 18 games with 20+ points, 12 games with 30+ and three 40-point games ... Finished with 39 points, 16 rebounds, 11 assists, one steal and one block on 6/7 at GSW, becoming the first player in NBA playoff history to reach those totals ... Tallied 37 points, 18 rebounds, 13 assists and three steals on 5/24 vs. ATL, becoming the first player in NBA postseason history to put together a stat line of at least 37 points, 18 rebounds and 13 assists ... Finished with 38 points, 12 rebounds, six assists, three steals and three blocks on 5/12 vs. CHI, becoming the only player in NBA postseason history to record that stat line while also having zero turnovers

2013-14: (Miami HEAT): All-NBA First Team selection ... NBA All-Defensive Second Team selection ... NBA All-Star starter ... Appeared in 77 games (77 starts), averaging 27.1 points, 6.9 rebounds, 6.3 assists and 1.6 steals in 37.7 minutes, the only player in the league to average at least 20 points, six rebounds and six assists ... Shot a career-high 56.7 percent from the field (767-1353) and 37.9 percent from three-point range (116-306) ... Became the first player in NBA history to hit at least 100 three-pointers in consecutive seasons while also shooting at least 55.0 percent from the floor each season ... Two-time Eastern Conference Player of the Month ... Two-time Eastern Conference Player of the Week ... Ranked second in the NBA in field goals made (767), third in points (2,089), third in points per game (27.1), fourth in field goal percentage (.567), sixth in minutes per game (37.7), seventh in free throws made (439) and 10th in assists per game (6.3) ... Led the team in points, scoring average, minutes played, field goals made and attempted, field goal percentage, free throws made and attempted, defensive and total rebounds, assists and steals ... Led the team in points 55 times, rebounds 33 times, assists 49 times and steals 29 times ... Tallied one triple-double ... Notched 12 double-doubles ... Scored in double figures in all 77 games, including 61 games with 20+ points, 31 games with 30+, three games with 40+, and one 60-point game ... Registered 34 points, eight rebounds, five assists, four steals and one block on 4/4 vs. MIN, becoming the youngest player in NBA history to score 23,000 points ... Scored a career-high and Miami franchise-record 61 points (22-33 FG, 8-10 3FG) with seven rebounds and four assists on 3/3 vs. CHA ... Missed one game with a strained right groin (12/28), one game with a broken nose (2/23), one game with back spasms (3/19) and two games due to rest (4/14-4/16) ... Playoffs: Appeared in 20 games (20 starts), averaging 27.4 points, 7.1 rebounds, 4.8 assists and 1.8 steals in 38.2 minutes, becoming the first player in NBA postseason history to average at least 27.0 points, 7.0 rebounds and 4.0 assists while shooting 50.0 percent from the field and 40.0 percent from the three-point line ... Shot 56.5 percent from the field (192-340) and 40.7 percent from three-point range (35-86) ... Tallied five double-doubles ... Scored 20+ points in 19 games, including seven games with 30+ and one 40-point game ... Recorded 31 points, 10 rebounds and five assists on 6/15 at SAS ... Notched 35 points, 10 rebounds, three assists and two steals on 6/8 at SAS



2012-13: (Miami HEAT): NBA Champion ... Won his second consecutive NBA MVP award, his fourth overall ... All-NBA First Team selection ... NBA All-Defensive First Team selection ... NBA All-Star starter ... Appeared in 76 games (76 starts), averaging 26.8 points, 8.0 rebounds, 7.3 assists and 1.7 steals in 37.9 minutes ... Shot 56.5 percent from the field (765-1354) and a career-high 40.6 percent from three-point range (103-254) ... Became the first player in NBA history to hit at least 100 three-pointers in a season while shooting at least 55 percent from the floor ... Five-time Eastern Conference Player of the Month, winning the award each of the first five months of the season, becoming the first player to capture the award five consecutive months in the same season ... Six-time Eastern Conference Player of the Week ... Ranked first in the NBA in field goals made (765), ranked third in points (1), fourth in points per game (26.8), fifth in field goal percentage (.565), sixth in free throws made (403), sixth in free throws attempted (535), seventh in field goals attempted (1,354) and eighth in minutes (2,877) ... Led the team in points, scoring average, minutes played, field goals made and attempted, field goal percentage, free throws made and attempted, defensive and total rebounds, assists and steals ... Led the team in points 54 times, rebounds 44 times, assists 55 times and blocks 19 times ... Notched four triple-doubles ... Tallied 36 double-doubles ... Scored in double figures in all 76 games, including 71 games of 20+ points, 26 games of 30+ and one 40-point game ... Scored a season-high 40 points with eight rebounds, a season-high 16 assists, two steals and one block on 2/26 vs. SAC ... Missed four games with a strained right hamstring (3/31-4/5, 4/10), one game with a sore right hamstring (4/15) and one game for personal reasons (4/17) ... Playoffs: Named NBA Finals MVP ... Appeared in 23 games (23 starts), averaging 25.9 points, 8.4 rebounds, 6.6 assists and 1.8 steals and 41.7 minutes ... Notched three triple-doubles ... Tallied seven double-doubles ... Scored in double figures in all 23 games, including 18 games with 20+ points and eight games with 30+ ... Posted 37 points, 12 rebounds, four assists and two steals on 6/20 vs. SAS to help Miami win their second consecutive NBA Championship

2011-12: (Miami HEAT): NBA Champion ... Won his third NBA MVP ... All-NBA First Team selection ... NBA All-Defensive First Team selection ... NBA All-Star starter ... Appeared in 62 games (62 starts), averaging 27.1 points, 7.9 rebounds, 6.2 assists and 1.9 steals in 37.5 minutes ... Shot 53.1 percent from the field (621-1169) and 36.2 percent from three-point range (54-149) ... Two-time Eastern Conference Player of the Month ... Six-time Eastern Conference Player of the Week ... Ranked second in the NBA in points (1,683), second in field goals made (621), third in points per game (27.1), third in steals (115), fourth in field goals attempted (1,169) and sixth in minutes per game (37.5) ... Led the team in minutes played, points, scoring average, field goals made and attempted, field goal percentage, free throws made and attempted, defensive and total rebounds, assists and steals ... Led the team in points 43 times, rebounds 23 times, assists 42 times, steals 26 times and blocks 10 times ... Tallied 23 double-doubles ... Scored in double figures in all 62 games, including 50 games with 20+ points, 24 games with 30+ and two 40-point games ... Scored a season-high 41 points with six rebounds, four assists, three steals and one block on 4/3 vs. PHI ... Missed one game with a sprained left ankle (1/5) and three games due to rest (4/21, 4/24-4/26) ... Playoffs: Unanimously named NBA Finals MVP ... Appeared in 23 games (23 starts), averaging 30.3 points, 9.7 rebounds, 5.6 assists and 1.9 steals in 42.7 minutes en route to his first NBA Championship ... Notched one triple-double ... Tallied 11 double-doubles ... Scored in double figures in all 23 games, including 22 games with 20+ points, 13 games with 30+ and two 40-point games ... Tallied 26 points, 11 rebounds, 13 assists, one steal and two blocks on 6/21 vs. OKC, leading Miami to the 2012 NBA Championship

2010-11: (Miami HEAT): All-NBA First Team selection ... NBA All-Defensive First Team selection ... NBA All-Star starter, recording only the second triple-double in All-Star Game history with 29 points, 12 rebounds and 10 assists ... Appeared in 79 games (79 starts), averaging 26.7 points, 7.5 rebounds, 7.0 assists and 1.6 steals in 38.8 minutes ... Shot 51.0 percent from the field (758-1485) ... Three-time Eastern Conference Player of the Month ... Five-time Eastern Conference Player of the Week ... Ranked first in the NBA in field goals made (758), second in points (2,111), second in points per game (26.7), fifth in free throws attempted (663), sixth in free throws made (503), sixth in field goal attempts (1,485), sixth in minutes per game (38.8) and 10th in steals per game (1.6) ... Led the team in minutes, points, field goals made and attempted, free throws made and attempted, defensive rebounds, assists and steals ... Led the team in points 39 times, rebounds 21 times, assists 59 times, steals 40 times and blocks 16 times ... Notched a league-leading four triple-doubles ... Tallied 31 double-doubles ... Scored in double figures in all 79 games, including 67 games with 20+ points, 25 games with 30+, four games with 40+ and one 50-point game ... Scored a season-high 51 points with 11 rebounds, eight assists, one steal and one block on 2/3 at ORL ... Finished with 38 points, five rebounds, eight assists, one steal and one block on 12/2 at CLE, his first game against the Cavaliers ... Tallied 20 points, 11 rebounds, a season-high 14 assists, one steal and a season-high three blocks on 11/9 vs. UTA for 29th career triple-double ... In Miami debut, tallied 31 points, four rebounds, three assists, one steal and two blocks on 10/26 at BOS ... Missed two games with a sprained left ankle (1/13-1/15) and one game due to rest (4/13) ... Playoffs: Appeared in 21 games (21 starts), averaging 23.7 points, 8.4 rebounds, 5.9 assists, 1.7 steals and 1.2 blocks in 43.9 minutes ... Notched one triple-double ... Tallied eight double-doubles ... Scored in double figures 20 times, including 15 games with 20+ points and five games with 30+ ... Finished with 17 points, 10 rebounds, 10 assists and one block on 6/9 at DAL, the first triple-double in Heat postseason history

2009-10: (Cleveland Cavaliers): Won his second consecutive NBA MVP award ... All-NBA First Team selection ... NBA All-Defensive First Team selection ... NBA All-Star starter ... Appeared in 76 games (76 starts), averaging 29.7 points, 7.3 rebounds, 8.6 assists, 1.6 steals and 1.0 blocks in 39.0 minutes ... Shot 50.3 percent from the field (768-1528) ... Four-time Eastern Conference Player of the Month ... Six-time Eastern Conference Player of the Week ... Ranked second in the NBA in points (2,258), second in points per game (29.7), sixth in assists per game (8.6) and ninth in steals per game (1.6) ... Led the team in scoring average, points, field goals made and attempted, three-point field goals attempted, free throws made and attempted, defensive rebounds, assists, steals, blocks and minutes ... Led the team in points 68 times, rebounds 23 times, assists 65 times, steals 29 times and blocks 26 times ... Had a league-high 15 games where he led his team in scoring, rebounds and assists ... Notched a league-high four triple doubles ... Tallied 31 double-doubles ... Scored in double figures in all 76 games, including 69 games with 20+ points, 38 games with 30+ and nine games with 40+ ... Had 40 points, 13 rebounds, six assists, three steals and two blocks on 3/5 vs. DET, becoming the Cavaliers' all-time leader in minutes played ... Scored a season-high 48 points, with 10 rebounds, six assists, two steals and two blocks on 12/30 vs. ATL ... Missed six games due to rest (3/6-3/8, 4/8-4/14) ... Playoffs: Appeared in 11 games (11 starts), averaging 29.1 points, 9.3 rebounds, 7.6 assists, 1.7 steals and 1.8 blocks in 41.8 minutes ... Notched two triple-doubles ... Tallied four double-doubles ... Scored 40 points with eight rebounds, eight assists, one steal and two blocks on 4/19 vs. CHI

2008-09: (Cleveland Cavaliers): Won his first NBA MVP award ... All-NBA First Team selection ... NBA All-Defensive First Team selection ... NBA All-Star starter ... Appeared in 81 games (81 starts), averaging 28.4 points, 7.6 rebounds, 7.2 assists, 1.7 steals and a career-high-tying 1.1 blocks in 37.7 minutes ... Four-time Eastern Conference Player of the Month ... Named Eastern Conference Player of the Week an NBA single-season record seven times ... Ranked first in the NBA in free throws made (594), second in points per game (28.4), second in points (2,304), third in field goals made (789), sixth in steals (137), seventh in steals per game (1.7), eighth in assists (587) and ninth in assists per game (7.2) ... Led the team in points, rebounds, assists, steals, blocks, minutes, scoring average, field goals made and attempted, free throws made and attempted, defensive rebounds, games and starts ... Became the fourth player since steals and blocks became official stats in 1973-74 to lead his team in scoring, rebounds, assists, steals and blocks in the same season ... Led the team in points 64 times, rebounds 26 times, assists 61 times, steals 41 times and blocks 29 times ... Notched a league-leading seven triple-doubles ... Tallied 29 double-doubles ... Scored in double figures in all 81 games, including 72 games with 20+ points, 34 games with 30+, nine games with 40+ and three 50-point games ... Missed one game due to rest (4/15) ... Playoffs: Appeared in 14 games (14 starts), averaging 35.3 points, 9. Rebounds, 7.3 assists and 1.6 steals in 41.4 minutes ... Tallied one triple-double ... Notched seven double-doubles ... Scored 25+ points in all 14 games, including nine games with 30+ and four games with 40+ ... Finished with 49 points (20-30 FG), six rebounds, eight assists, two steals and three blocks on 5/20 vs. ORL

2007-08: (Cleveland Cavaliers): All-NBA First Team selection ... NBA All-Star starter and was named MVP after totaling 27 points, eight rebounds, nine assists, two steals and two blocks ... Appeared in 75 games (74 starts), averaging 30.0 points, 7.9 rebounds, 7.2 assists, 1.8 steals and a career-high 1.1 blocks in 40.4 minutes ... Two-time Eastern Conference Player of the Month and three-time Eastern Conference Player of the Week ... Ranked first in the NBA in points per game (30.0), first in field goals made (794), second in points (2250), sixth in steals (138), eighth in assists per game (7.2), 10th in assists (539) and 10th in steals per game (1.8) ... Led the team in points, scoring average, field goals made and attempted, field goal percentage, three-point field goals attempted, free throws made and attempted, defensive rebounds, assists, steals, minutes and starts ... Led the team in points 66 times, rebounds 16 times, assists 64 times, steals 40 times and blocks 25 times ... Tallied seven triple-doubles ... Notched 31 double-doubles ... Scored in double figures in all 75 games, including 69 games with 20+ points, 39 games with 30+, seven games with 40+ and two 50-point games ... Became the Cavaliers' all-time leading scorer with 29 points, 12 rebounds, five assists and one steal on 3/21 vs. TOR ... Scored a season-high 51 points (18-28 FG) with eight rebounds, nine assists, three steals and one block on 1/15 at MEM ... Tallied 31 points, a career-high 19 rebounds, eight assists, four steals and three blocks on 1/11 vs. CHA ... Missed five games with a sprained left index finger (11/30-12/8), one game with a sprained right ankle (1/31) and one game due to rest (4/16) ... Playoffs: Appeared in 13 games (13 starts), averaging 28.2 points, 7.8 rebounds, 7.6 assists, 1.8 steals and 1.3 blocks in 42.5 minutes ... Tallied one triple-double ... Posted six double-doubles ... Scored in double figures in all 13 games, including 12 games with 20+ points, seven games with 30+ and one 40-point game ... Scored 45 points with five rebounds, six assists and two steals on 5/18 at BOS; his 45 points were the fourth-highest individual point total scored in a Game 7 in NBA playoff history

2006-07: (Cleveland Cavaliers): All-NBA Second Team selection ... NBA All-Star starter ... Appeared in 78 games (78 starts), averaging 27.3 points, 6.7 rebounds, 6.0 assists and 1.6 steals in 40.9 minutes ... Eastern Conference Player of the Month in March ... Two-time Eastern Conference Player of the Week ... Ranked second in the NBA in points (2,132), second in field goals made (772), third in minutes per game (40.9), fourth in points per game (27.3) and fifth in free throws made (489) ... Led the team in points, scoring average, field goals made and attempted, three-point field goals made and attempted, free throws made and attempted, defensive rebounds, assists, steals and minutes ... Led the team in points 65 times, rebounds 10 times, assists 51 times, steals 36 times and blocks 23 times ... Tallied one triple-double ... Notched 16 double-doubles ... Scored in double figures 77 times, including 64 games with 20+ points, 33 games with 30+ and one 40-point game ... Scored a season-high 41 points with seven rebounds, eight assists, three steals and one block on 3/7 at DET ... Missed two games with a sprained right big toe (1/26-1/30), one game with back spasms (3/13) and one game with right knee tendinitis (4/1) ... Playoffs: Appeared in 20 games (20 starts), averaging 25.1 points, 8.1 rebounds, 8.0 assists and 1.7 steals in 44.7 minutes ... Tallied eight double-doubles ... Scored in double figures in all 20 games, including 16 games with 20+ points, six games with 30+ and one 40-point game ... In first career NBA Finals, averaged 22.0 points, 7.0 rebounds, 6.8 assists and 1.0 steals in 42.5 minutes ... Scored 48 points with nine rebounds seven assists and two steals on 5/31 at DET; scored 29 of Cleveland's final 30 points, including each of their last 25 points overall

2005-06: (Cleveland Cavaliers): All-NBA First Team selection ... NBA All-Star starter and was named MVP after totaling 29 points, six rebounds, two assist and two steals ... Appeared in 79 games (79 starts), averaging a career-high 31.4 points, 7.0 rebounds, 6.6 assists and 1.6 steals in 42.5 minutes ... Two-time Eastern Conference Player of the Month and five-time Eastern Conference Player of the Week; became the first player in NBA history to win Player of the Week honors in three straight weeks ... Ranked second in the NBA in points (2478), second in minutes per game (42.5), second in field goals made (875), third in points per game (31.4) and sixth in free throws made (601) ... Led the team in minutes, points, field goals made and attempted, free throws made and attempted, defensive rebounds, assists and steals ... Led the team in points 72 times, rebounds 18 times, assists 59 times, steals 35 times and blocks 23 times ... Notched five triple-doubles ... Tallied 21 double-doubles ... Scored in double figures in all 79 games, including 70 games with 20+ points, 49 games with 30+, 10 games with 40+ and 50+ twice ... Scored a season-high 52 points along with seven rebounds, seven assists and two steals on 12/10 at MIL ... Missed one game with a sprained left ankle (4/13) and two games due to rest (4/17-4/19) ... Playoffs: Appeared in 13 games (13 starts), averaging 30.8 points, 8.1 rebounds, 5.8 assists and 1.4 steals in 46.5 minutes ... Tallied two triple-doubles ... Notched four double-doubles ... Scored 20+ points in all 13 games, including eight games of 30+ and two games of 40+ ... Posted 21 points, 10 rebounds, 10 assists, four steals and one block on 5/13 vs. DET ... Tallied 30 points, 14 rebounds and seven assists on 5/9 at DET ... Averaged 35.7 points in his debut series, the third highest in NBA history for a player in his debut series, trailing only Wilt Chamberlain and Kareem Abdul-Jabbar ... Scored 45 points with seven rebounds, six assists and two steals on 5/3 vs. WAS ... Finished with 41 points, five rebounds, three assists and two blocks on 4/28 at WAS, becoming the first player in NBA history to score over 40 points in his first road playoff game ... In NBA playoff debut, recorded 32 points, 11 rebounds and 11 assists on 4/22 vs. WAS, becoming only the third player in NBA history to record a triple-double in his postseason debut (Johnny McCarthy and Magic Johnson)



2004-05: (Cleveland Cavaliers): All-NBA Second Team selection, becoming the youngest player in league history to earn All-NBA honors ... NBA All-Star starter ... Appeared in 80 games (80 starts), averaging 27.2 points, 7.4 rebounds, 7.2 assists and a career-high 2.2 steals in 42.4 minutes ... Received NBA Eastern Conference Player of the Month honors twice and was named Eastern Conference Player of the Week three times ... Led the NBA in field goals made (795), minutes (3388) and minutes per game (42.4) ... Ranked second in the NBA in points (2,175), second in steals (177), third in points per game (27.2), third in steals per game (2.2), fifth in assists (577) and sixth in assists per game (7.2) ... Led the team in minutes, points, field goals made and attempted, three-point field goals made and attempted, free throws made and attempted, assists and steals ... Led the team in points 64 times, rebounds 16 times, assists 57 times, steals 46 times and blocks 12 times ... Notched four triple-doubles ... Tallied 25 double-doubles ... Scored in double figures 79 times, including 68 games with 20+ points, 27 games with 30+, five games with 40+ and one 50-point game ... Scored a season-high 56 points with 10 rebounds, five assists and two steals on 3/20 at TOR ... Finished with 27 points, nine rebounds, a season-high 15 assists, three steals and two blocks on 1/26 vs. MEM ... Tallied first career triple-double with 27 points, 11 rebounds, 10 assists and four steals on 1/19 at POR ... Missed two games with a sprained left ankle (1/28-1/30)

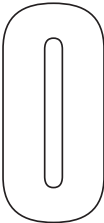
2003-04: (Cleveland Cavaliers): Named NBA Rookie of the Year, becoming the youngest player to receive the award ... Unanimous selection to the All-Rookie First Team ... Eastern Conference Rookie of the Month all six months of the season ... Appeared in 79 games (79 starts), averaging 20.9 points, 5.5 rebounds, 5.9 assists and 1.6 steals in 39.5 minutes ... Led all rookies in steals (130) and minutes (3122) and ranked second in points per game (20.9), sixth in rebounds per game (5.5), fifth in blocks per game (0.7) and tenth in field goal percentage (.417) ... Led the team in points 39 times, rebounds six times, assists 41 times, steals 37 times and blocks seven times ... Led the team in minutes, points, field goals made and attempted, three-point field goals made and attempted, free throws made and attempted, assists and steals ... Tallied 12 double-doubles ... Scored in double figures 73 times, including 40 games of 20+ points, 13 games of 30+ and one 40-point game ... Scored a season-high 41 points with six rebounds, a season-high 13 assists and three steals on 3/27 vs. NJN ... Posted 33 points, a season-high 16 rebounds, seven assists, one steal and one block on 11/29 vs. MEM ... Registered first career double-double with 21 points, 12 rebounds, eight assists and one steal on 10/30 at PHX ... In NBA debut, recorded 25 points, six rebounds, nine assists and four steals on 10/29 at SAC ... Missed three games with a sprained right ankle (1/20-1/24)

PERSONAL: Full name is LeBron Raymone James ... Son of Gloria James ... Married his high school sweetheart Savannah Brinson on Sept. 14, 2013 ... Has two sons (LeBron James Jr. and Bryce Maximus James) and one daughter (Zhuri Nova James) ... Launched the LeBron James Family Foundation in 2004 with a mission to positively affect the lives of children and young adults through education and co-curricular educational initiatives ... Received the NAACP Jackie Robinson Sports Award in January 2017, which is presented to individuals in sports for their high achievement in athletics and contributions in the pursuit of social justice, civil rights and community involvement ... Is very active in Hollywood and has executive produced shows or sitcoms on networks such as HBO, Starz, CNBC and NBC ... In 2015, he played himself in the Judd Apatow film *Trainwreck* ... His production company, SpringHill Entertainment, was named after the public housing complex where James grew up in Akron, Ohio ... James' digital video company, *Uninterrupted*, is hosted on Bleacher Report and is used by several other athletes ... Elected as vice president of the National Basketball Players Association on Feb. 13, 2015 ... In July 2018, in partnership with the Akron Public Schools, opened the I Promise School, a public elementary school in his hometown of Akron, Ohio, that is aimed at providing a quality education and other resources to at-risk children ... In 2011, the LeBron James Family Foundation launched its pillar program, "Wheels for Education", with its mission to improve graduation rates in Akron, this groundbreaking initiative targets third graders and provides them with the programs, support and mentors they need for success in school ... Through his Foundation, he also delivered on his promise to his high school alma mater, St. Vincent-St. Mary, to rebuild the gymnasium and outfit all student-athletes with brand new Nike uniforms ... In 2012, he pledged \$1 million to renovate his old stomping grounds at St. Vincent-St. Mary High School as the completion of The LeBron James Arena had its ceremonial grand opening on December 14, 2013 ... He and his Foundation also work regularly with the Boys and Girls Clubs of America, renovating a local Boys and Girls Club in every All-Star host city each year, an initiative that began in 2008 in New Orleans and continues today ... In September 2008, *More Than a Game*, executive produced by LeBron James and Maverick Carter, debuted at the Toronto Film Festival, finishing up as runner-up to the eventual Academy Award winner *Stumdog Millionaire* ... Released in October 2009, the film chronicles LeBron and his teammates at St. Vincent-St. Mary High School and their seven-year journey which culminated with a national high school championship ... Co-authored the book *Shooting Stars* with Buzz Bissinger which was released in 2009 and chronicled the St. Vincent-St. Mary High School team that overcame adversity to fulfill their dream ... Hosted *Saturday Night Live* on Sept. 29, 2007 and co-hosted the 15th Annual ESPY Awards on July 11, 2007 ... Grew up idolizing Michael Jordan and the Chicago Bulls and is a fan of the New York Yankees and the Dallas Cowboys ... Wore No. 23 in high school and the first seven years of his NBA career as a tribute to Jordan ... Led St. Vincent-St. Mary High School to three state championships and was named the consensus 2003 National High School Player of the Year ... Was named *PARADE* magazine's High School Boys Player of the Year as both a junior and senior to become the first repeat winner ... Won Ohio's Mr. Basketball Award his final three seasons, becoming the first sophomore to earn the honor ... Also played football in high school through his junior year before giving it up to concentrate on basketball ... Was named First Team All-State as a wide receiver his sophomore year ... Wears size 16 sneakers



KYLE KUZMA

Height: 6'8
Weight: 220
Born: 7/24/95 (Flint, MI)
High School: Bentley (Burton, MI)
College: Utah
Experience: 2 years pro



CAREER REGULAR SEASON STATISTICS

Year	Team	G	GS	MIN	FG	FGA	PCT	3FG	3FGA	PCT	FT	FTA	PCT	OFF	DEF	TOT	A	PF	DQ	STL	TO	BLK	PTS	AVG
17-18	LAL	77	37	2401	468	1039	.450	159	434	.366	147	208	.707	88	395	483	141	160	0	49	140	34	1242	16.1
18-19	LAL	70	68	2314	496	1087	.456	128	422	.303	188	250	.752	60	322	382	178	170	0	41	133	26	1308	18.7
TOTALS		147	105	4715	964	2126	.453	287	856	.335	335	458	.731	148	717	865	319	330	0	90	273	60	2550	17.3

CAREER HIGHS

REGULAR SEASON SINGLE-GAME HIGHS

Points 41, 1/9/19, Los Angeles vs. Detroit
Minutes 46, 3/30/18, Los Angeles vs. Milwaukee
Field Goals 16, 1/9/19, Los Angeles vs. Detroit
Field Goal Attempts 25, 10/22/18, L.A. vs. San Antonio
Three-Point Field Goals 7, 1/17/19, Los Angeles at OKC (twice)
Three-Point Attempts 14, 3/24/19, L.A. vs. Sacramento
Free Throws 9, 12/25/17, Los Angeles vs. Minnesota
Free Throw Attempts..... 13, 12/25/17, Los Angeles vs. Minnesota
Offensive Rebounds 5, 11/9/17, Los Angeles at Washington
Defensive Rebounds 13, 3/13/18, L.A. vs. Denver (3 times)
Rebounds 15, 2/10/18, Los Angeles at Dallas
Assists 10, 3/15/19, Los Angeles at Detroit
Steals 3, 1/17/19, Los Angeles at OKC (4 times)
Blocks 2, 3/27/19, L.A. at Utah (14 times)

AT A GLANCE

- Has appeared in 147 games (105 starts) for the Lakers, averaging 17.3 points, 5.9 rebounds and 2.2 assists
- Selected to the Mtn Dew Ice Rising Stars game in each of the last two seasons, winning MVP honors in 2019
- NBA All-Rookie First Team selection in 2017-18
- Was the first Lakers player to be named NBA Las Vegas Summer League Championship Game MVP in 2017
- Selected by the Brooklyn Nets with the 27th overall pick in the 2017 NBA Draft



HOW ACQUIRED: Acquired by the Lakers from the Brooklyn Nets along with Brook Lopez in exchange for D'Angelo Russell and Timofey Mozgov (Selected by the Brooklyn Nets with the 27th overall pick in the 2017 NBA Draft)

2018-19: Selected to the Mtn Dew Ice Rising Stars game for second consecutive season, where he became the second Lakers player to be named MVP in 2019 ... Appeared in 70 games (68 starts), averaging 18.7 points, 5.5 rebounds and 2.5 assists in 33.1 minutes ... Scored in double figures in 65 games, including 29 20+ outings, seven 30+ games and one 40-point performance ... Owned four double-doubles this season ... Led the team in scoring 17 times, rebounds seven times, assists four times, steals nine times, blocks six times and minutes 17 times ... Was one of only five players in the NBA to have at least four 20-point quarters, joining James Harden, Steph Curry, Damian Lillard and Kemba Walker ... Scored 29 points 3/24 vs. SAC, including 21 third-quarter points ... Tallied 12 points, a career-best 10 assists and six rebounds 3/15 at DET, combining for first point/assist double-double of career ... Finished with 39 points (14-21 FG, 5-8 3FG, 6-7 FT) 2/10 at PHI ... His 23 points scored in the first quarter was the best single-quarter mark of his career, and the most by a Lakers player since Kobe Bryant scored the same total in the final quarter of his career (2016) ... Scored at least 30 points in back-to-back games for the first time of his career 1/19 at HOU, finishing with 32 points, eight rebounds, three assists and two steals ... In overtime win at OKC on 1/17, dropped 32 points with eight rebounds while matching career highs in 3FG (7-12) and steals (three) ... Finished with 16 points and a game-high and season-high-tying 12 rebounds, good for his third double-double of the season ... Scored a career-high 41 points (16-24 FG) in 29 minutes ... Kuzma's point total was the highest by a Lakers player to appear in fewer than 30 minutes in the NBA's shot clock era (since 1954-55) ... In that game, he also became the fifth player in the league this season to score 40 points in three quarters (joining S. Curry, J. Harden, L. James and K. Thompson) ... Contributed team-high 24 points, nine rebounds and five assists 12/28 vs. LAC ... Finished with 33 points and nine rebounds 12/27 at SAC, his seventh career 30+ game ... Hit the 20+ mark for the ninth time in December on 12/21 vs. NOP, finishing with 23 points ... Recorded second double-double of season with 22 points, 11 rebounds and three assists 12/18 at BKN ... Had a game-high 33 points and seven rebounds 12/10 vs. MIA, the sixth 30-point performance of his career ... Had 27 points with eight rebounds 12/7 at SAS ... Scored 22 points with team-high-tying nine rebounds and five assists 12/5 vs. SAS ... Finished with 15 points and a season-high 12 rebounds 11/30 vs. DAL, his first double-double of the season ... Scored 22 points with three rebounds and a season-high-tying two blocks 10/25 vs. DEN ... In what was his 82nd career game, joined Earvin "Magic" Johnson and Elgin Baylor as the only Lakers players to have at least 1,300 points (1,344) and 500 rebounds (505) through that many career games ... Recorded a then-season-high 37 points and eight rebounds 10/22 vs. SAS, falling one point shy of his then-career high ... Finished with 15 points and five rebounds in season-opener 10/18 at POR ... Missed two games due to lower back contusion (1/4-1/6), two games due to left hip strain (1/27-1/29), two games due to right ankle sprain (3/6-3/9) and six games due to left foot peroneal tendonitis (3/31-4/9)

2017-18: Appeared in 77 games (37 starts), averaging 16.1 points, 5.1 rebounds and 1.8 assists in 31.2 minutes ... Selected to the NBA All-Rookie First Team ... Selected to participate in the Mtn Dew Kickstart Rising Stars Challenge at the 2018 NBA All-Star Weekend in Los Angeles ... Named NBA Western Conference Rookie of the Month for games played in October/November ... Ranked second overall among rookies in points per game (16.1) ... Only rookie in NBA history to have at least 155 three-pointers (159) and 480 rebounds (483) ... Scored in double figures 63 times, including 25 20+ point performances and four 30+ games ... Led the team in scoring 17 times, rebounds 14 times, assists three times, steals 12 times and blocks 12 times ... Tallied 17 double-doubles ... Became the Lakers' all-time rookie leader in three-pointers made (159) and is tied for fourth all-time among NBA rookies ... Became the first rookie in NBA history to tally at least 1,200 points, 450 rebounds and 150 made threes ... Registered the most 30-point games by a Lakers rookie since Magic Johnson (4) ... In a career-high 46 minutes, had 27 points, 12 rebounds, a career-high six assists and two steals on 3/30 vs. MIL ... Recorded 12 points and a career-high 15 rebounds on 2/10 at DAL ... Scored 31 points with three rebounds, four assists and one block on 12/25 vs. MIN ... His point total set a Lakers Christmas Day rookie record and his 6-11 three-pointers tied the single-game NBA record for the holiday ... Added ninth double-double with 27 points and 14 rebounds on 12/22 at GSW ... Became third Lakers rookie to score 25+ in three straight games (first since Jerry West in 1960-61) ... Scored a career-high 38 points (12-17 FG, 7-10 3FG) with seven rebounds and four assists on 12/20 at HOU ... Became the first rookie in NBA history to score 38+ points with 7+ 3FG and a FG% of at least 70 percent ... His point total was also the highest by a Lakers rookie in a road game since Elgin Baylor scored 41 (1/25/59 at PHI) ... Became first Lakers rookie since Magic Johnson (2/20/80) to record a 30-point double-double with 30 points and 10 rebounds on 11/17 vs. PHX ... Tallied first career double-double with 15 points and 10 rebounds on 10/27 vs. TOR ... Recorded eight points, four rebounds, one assist and two steals in his NBA debut on 10/19 vs. LAC ... Missed one game due to back spasms (11/29), one game due to right ankle sprain (3/14) and three games due to left ankle sprain (4/8-4/11)

COLLEGE: Appeared in a combined 96 games (64 starts) over three seasons at Utah, averaging 10.1 points, 5.5 rebounds and 1.5 assists in 21.0 minutes ... Reached double figures in scoring in 47 games, including 11 contests with 20+ points ... Recorded 19 double-doubles in his collegiate career ... 2016-17 (Utah): All-Pac-12 First Team and Pac-12 All-Defensive Honorable Mention selection ... USBWA All-District VIII Team ... Started all 29 games, averaging 16.4 points, 9.3 rebounds and 2.5 assists per game ... Ranked fourth in the Pac-12 in rebounds (9.3), fifth in points (16.4) and eighth in field goal percentage (.504) ... Scored in double figures in 26 of 29 games, including eight contests of 20+ points ... Had 15 double-doubles ... Scored a career-high 26 points 1/7 at Arizona State ... Pulled down a career-best 19 rebounds 11/12 versus Northwest Nazarene ... 2015-16 (Utah): Appeared in 36 games (35 starts), averaging 10.8 points, 5.7 rebounds and 1.4 assists per contest ... Scored in double figures in 19 of 36 games, including three games of 20+ points ... Had four double-doubles ... 2014-15 (Utah): Averaged 7.4 minutes in 31 appearances with the Utes as a freshman, averaging 3.3 points and 1.8 rebounds per game

PERSONAL: Son of Karri and Larry Kuzma ... Has two younger siblings, brother Andre and sister Briana ... Became the first Lakers player to be named NBA Las Vegas Summer League Championship MVP in 2017 after recording 30 points and 10 rebounds in the final game of the tournament ... Earned a degree from Utah in Sociology ... Cites graduating college as his greatest personal achievement ... Lists bowling as his favorite off-the-court activity and claims to have an average score of 190 ... Would likely be coaching basketball if he wasn't in the NBA ... Favorite musician is Drake ... Averaged 22 points and seven rebounds as a senior at Bentley High ... Participated in the team's annual Camp Lakers event in June in both 2017 & 2018



JAVALE McGEE

Height: 7'0

Weight: 270

Born: 1/19/88 (Flint, MI)

High School: Hales Franciscan (Chicago, IL)

College: Nevada

Experience: 11 years pro

7

CAREER REGULAR SEASON STATISTICS

Year	Team	G	GS	MIN	FG	FGA	PCT	3FG	3FGA	PCT	FT	FTA	PCT	OFF	DEF	TOT	A	PF	DQ	STL	TO	BLK	PTS	AVG
08-09	WAS	75	14	1143	191	387	.494	0	0	---	107	162	.660	120	174	294	23	155	0	33	61	75	489	6.5
09-10	WAS	60	19	968	156	307	.508	0	1	.000	74	116	.638	88	155	243	14	122	2	16	51	101	386	6.4
10-11	WAS	79	75	2193	332	604	.550	0	3	.000	134	230	.583	223	511	634	38	232	2	41	102	193	798	10.1
11-12	WAS/DEN	61	45	1535	307	552	.556	0	0	---	77	167	.461	163	314	477	31	166	0	35	87	132	691	11.3
12-13	DEN	79	0	1433	303	527	.575	1	1	1.000	110	186	.591	158	223	381	24	184	1	30	90	157	717	9.1
13-14	DEN	5	5	79	17	38	.447	0	0	---	1	1	1.000	10	7	17	2	16	0	1	8	7	35	7.0
14-15	DEN/PHI	23	0	256	42	79	.532	0	0	---	22	33	.667	18	43	61	3	30	0	2	18	20	106	4.6
15-16	DAL	34	2	370	77	134	.575	0	1	.000	18	36	.500	53	80	133	3	49	0	5	21	26	172	5.1
16-17	GSW	77	10	739	208	319	.652	0	3	.000	56	111	.505	100	144	244	17	109	0	19	40	67	472	6.1
17-18	GSW	65	17	615	136	219	.621	0	6	.000	38	52	.731	59	110	169	33	91	1	21	27	57	310	4.8
18-19	LAL	75	62	1672	400	641	.624	1	12	.083	96	152	.632	195	371	566	52	208	3	47	108	148	897	12.0
TOTALS		633	249	11002	2169	3807	.570	2	27	.074	733	1246	.588	1187	2032	3219	240	1362	9	250	613	983	5073	8.0

CAREER POSTSEASON STATISTICS

Year	Team	G	GS	MIN	FG	FGA	PCT	3FG	3FGA	PCT	FT	FTA	PCT	OFF	DEF	TOT	A	PF	DQ	STL	TO	BLK	PTS	AVG
11-12	DEN	7	0	181	23	53	.434	0	0	---	14	26	.538	23	44	67	5	21	0	5	4	22	60	8.6
12-13	DEN	6	2	112	18	31	.581	0	0	---	7	18	.389	17	14	31	0	17	0	4	11	6	43	7.2
15-16	DAL	2	0	14	1	2	.500	0	0	---	2	6	.333	2	1	3	0	3	0	1	3	0	4	2.0
16-17	GSW	16	1	149	41	56	.732	0	0	---	13	18	.722	22	26	48	4	31	0	2	8	15	95	5.9
17-18	GSW	13	9	158	39	58	.672	0	1	.000	6	9	.667	16	26	42	4	20	0	3	5	11	84	6.5
TOTALS		44	12	614	122	200	.610	0	1	.000	42	77	.545	80	111	191	13	92	0	15	31	54	286	6.5

CAREER HIGHS

REGULAR SEASON SINGLE-GAME HIGHS

Points	33, 3/22/19, Los Angeles vs. Brooklyn
Minutes	51, 3/23/11, Washington at LA Clippers
Field Goals	15, 3/22/19, Los Angeles vs. Brooklyn
Field Goal Attempts	20, 3/22/19, Los Angeles vs. Brooklyn
Three-Point Field Goals	1, 10/24/18, L.A. at Phoenix (twice)
Three-Point Attempts	2, 4/7/19, Los Angeles vs. Utah (twice)
Free Throws	10, 3/27/11, Washington at Golden St.
Free Throw Attempts	16, 12/3/12, Denver vs. Toronto
Offensive Rebounds	12, 3/22/19, Los Angeles vs. Brooklyn
Defensive Rebounds	14, 2/9/11, Washington vs. Milwaukee
Rebounds	20, 3/22/19, Los Angeles vs. Brooklyn
Assists	3, 4/7/19, L.A. vs. Utah (8 times)
Steals	3, 3/17/19, L.A. at New York (6 times)
Blocks	12, 3/15/11, Washington at Chicago

POSTSEASON SINGLE-GAME HIGHS

Points	21, 5/8/12, Denver at Los Angeles
Minutes	33, 5/8/12, Denver at Los Angeles
Field Goals	9, 5/8/12, Denver at Los Angeles
Field Goal Attempts	12, 5/8/12, Denver at L.A. (twice)
Three-Point Field Goals	N/A
Three-Point Attempts	1, 5/6/18, Golden St. at New Orleans
Free Throws	5, 4/14/18, Golden St. vs. San Antonio
Free Throw Attempts	6, 4/14/18, Golden St. vs. San Antonio (5 times)
Offensive Rebounds	7, 5/2/13, Denver at Golden State
Defensive Rebounds	9, 5/12/12, Denver at L.A. (twice)
Rebounds	15, 5/4/12, Denver vs. Los Angeles
Assists	2, 4/16/18, Golden St. vs. S (3 times)
Steals	2, 4/16/18, Golden St. vs. San Antonio (4 times)
Blocks	6, 5/1/12, Denver at Los Angeles



AT A GLANCE

- Is a two-time NBA champion (2017, 2018)
- Has appeared in 633 career games (249 starts) for Los Angeles, Golden State, Dallas, Philadelphia, Denver and Washington
- Owns career averages of 8.0 points, 5.1 rebounds and 1.6 blocks in 17.4 minutes
- Has shot 57.0 percent from the field in his career
- Appeared in 44 NBA playoff games (12 starts) for the Warriors, Mavericks and Nuggets
- Last season, became one of 17 active players with at least 900 career blocks

HOW ACQUIRED: Re-signed with the Lakers on July 6, 2019

2018-19: (Los Angeles Lakers): Appeared in 75 games (62 starts), averaging a career-high 12.0 points, 7.5 rebounds and 2.0 blocks in 22.3 minutes ... Scored in double figures in 48 games, including a career-high 10 20+ contests and one 30-point game ... Owned 18 double-digit rebounding performances this season, including 14 double-doubles ... Connected on at least 70 percent of his field goal attempts in 29 games this season ... Led the team in scoring twice, rebounds 22 times, steals 10 times, blocks 48 times and minutes once ... This season, became one of 17 active players with at least 900 career blocks (joining the club on 12/7 at SAS) ... Had 23 points, 16 rebounds and a season-high-tying three assists 3/31 at NOP, his third 20-15 game in the month of March ... Finished with 20 points (9-11 FG), 15 rebounds and four blocks 3/26 vs. WAS, becoming the first player in NBA history to record at least 17 points, 14 rebounds and four blocks while shooting at 75% from the field in three consecutive games since blocks became an official stat (1973-74) ... Had career highs in points (33) and rebounds (20), also adding a game-high six blocks in 35 minutes, 3/22 vs. BKN ... He was the first NBA player to match that line in a single game since David Robinson (11/15/94 at DEN) and is the first Lakers player with those totals since Kareem Abdul-Jabbar (2/3/78 at NJN) ... McGee became the first player this season to have a 30-20-5 game and is only the fifth player in the NBA to do so since 2000 (joining A. Drummond, D. Cousins, Shaq and K. Garnett) ... His rebounding total was the highest by a Lakers player since Julius Randle matched that in 2016 (11/30/16 at CHI) ... His career-high 12 offensive rebounds matched the highest single-game total in the NBA this season ... Tallied 20 points, 13 rebounds and three blocks 3/15 at DET, good for second 20-10 game of the season ... Tied then-season-high 21 points (10-10 FG) with seven rebounds 3/2 at PHX, becoming the first Lakers player to remain perfect from the field with at least 10 shot attempts since 2010 (Pau Gasol, 10-10, 11/21/10 vs. GSW) ... Recorded a then-season-high-tying 21 points (10-15 FG) and 13 rebounds 2/10 at PHI, his first 20-10 game as a Laker and the 12th of his career ... Tallied 17 points (7-12 FG) and 14 rebounds in 27 minutes off the bench, becoming one of nine Lakers players to match that line as a reserve and the first since Jordan Hill in 2015 ... Recorded first double-double of 2019 with 12 points and game-high 14 rebounds off the bench 1/19 at HOU ... Added 15 points, eight rebounds and four blocks 1/2 vs. OKC ... In return from multi-game absence, had eight points with a team-high 12 rebounds 12/30 vs. SAC ... Finished with 19 points (9-10 FG), six rebounds and three blocks in 18 minutes 12/15 at CHA ... Recorded third double-double of season with 10 points and 10 rebounds 12/8 at MEM ... Had second double-double of season with 12 points and 12 rebounds (including then-season-high six offensive rebounds) 12/7 at SAS ... Recorded six points, eight rebounds, a season-best three assists and four blocks 11/29 vs. IND ... Finished with a season-high seven blocks, 12 points and seven rebounds in 24 minutes 11/25 vs. ORL, becoming only the third Lakers player since 2000 to match that block total in a game ... Had 20 points (9-12 FG), four rebounds, two steals and two blocks 11/14 vs. POR, his third 20-point game of the season and the 18th of his career ... Recorded 50th career double-double with 16 points, a then-season-high 15 rebounds, five blocks, two steals and one assist 10/31 vs. DAL ... That game marked his first 15-15 game since 2012 (1/14/12 vs. PHI) and the team's first since Pau Gasol (1/20/14 at CHI) ... It was the 12th game of his career with 15+ boards and his first since 4/15/13 (DEN at MIL) ... The 35 minutes played were his most in a game since 2/12/12 (WAS at DET) ... Finished with a then-season-high 21 points, seven rebounds, two assists, one steal and one block 10/25 vs. DEN, putting together back-to-back 20-point scoring games for only the third time in his career ... Scored 20 points, along with six rebounds and four blocks 10/24 at PHX, also finishing with a team-best plus/minus of 22 ... Recorded 16 points and five blocks 10/20 vs. HOU ... Became the first Lakers player since Kareem Abdul-Jabbar (1980) to tally at least 15 points and five blocks in 20 or fewer minutes, and was the first NBA player to do so since 2007 ... In Lakers debut, totaled 13 points, eight rebounds and three blocks in 22 minutes 10/18 at POR ... Missed seven games due to respiratory infection (12/16-12/28)

CAREER: Two-time NBA Champion (2017 & 2018) ... Has appeared in 633 NBA games (249 starts) for the Lakers, Warriors, Mavericks, 76ers, Nuggets and Wizards ... Owns career averages of 8.0 points, 5.1 rebounds and 1.6 blocks in 17.4 minutes ... Has scored 10+ points in 229 games, 20+ in 25 games and 30+ once ... Owns one career triple-double and 63 career double-doubles ... Playoffs: Has appeared in 44 playoff games (12 starts) for the Warriors, Mavericks and Nuggets, averaging 6.5 points, 4.3 rebounds and 1.2 blocks in 14.0 minutes ... Career Transactions: Selected by the Washington Wizards with the 18th overall selection in the 2008 NBA Draft ... Acquired by the Denver Nuggets along with Ronny Turiaf as part of a three-team trade that sent Nene from Denver to Washington, Brian Cook and a 2015 second round pick from the LA Clippers to Washington and Nick Young from Washington to the LA Clippers on March 15, 2012 ... Acquired by the Philadelphia 76ers along with Chukwudiebere Maduabum and a 2016 first round draft pick in exchange for Cenk Akyol and cash on February 19, 2015 ... Waived by the 76ers on March 1, 2015 ... Signed as a free agent with the Dallas Mavericks on August 13, 2015 ... Waived by the Mavericks on July 8, 2016 ... Signed as a free agent with the Golden State Warriors on September 15, 2016 ... Re-signed with the Warriors on August 1, 2017 ... Signed as a free agent with the Los Angeles Lakers on July 10, 2018 ... Re-signed with the Lakers on July 6, 2019

2017-18: (Golden State Warriors): NBA Champion ... Appeared in 65 games (17 starts), averaging 4.8 points and 2.6 rebounds in 9.5 minutes ... Shot 62.1 percent from the field (136-219) ... In 17 starts, averaged 6.8 points, 4.0 rebounds and 1.1 blocks in 13.8 minutes ... Led team in rebounds once ... Scored in double figures 11 times ... Scored a season-high 14 points with four rebounds and two blocks on 1/30 at UTA ... Inactive once ... DNP-CD 16 times ... Playoffs: Appeared in 13 games (nine starts), averaging 6.5 points and 3.2 rebounds in 12.2 minutes ... Moved into first on Warriors all-time playoffs field goal percentage list (minimum 100 attempts), shooting 70.2 percent from the field (80-114) ... Scored in double figures four times ... DNP-CD eight times

2016-17: (Golden State Warriors): NBA Champion ... Appeared in 77 games (10 starts), averaging 6.1 points and 3.2 rebounds in 9.6 minutes ... Shot 65.2 percent from the field (208-319) ... In 10 starts, averaged 9.8 points and 5.2 rebounds ... Scored in double figures 16 times ... Scored a season-high 17 points (8-10 FG) with two rebounds, one assist and one block on 12/15 vs. NYK ... DNP-CD five times ... Playoffs: Appeared in 16 games (one start), averaging 5.9 points and 3.0 rebounds in 9.3 minutes ... Scored in double figures four times ... DNP-CD once

2015-16: (Dallas Mavericks): Appeared in 34 games (two starts), averaging 5.1 points and 3.9 rebounds in 10.9 minutes ... Tallied one double-double ... Scored in double figures five times ... Scored a season-high 13 points with 11 rebounds, two steals and two blocks on 1/5 vs. SAC ... Inactive 25 times, including the first 13 games (10/28-11/20) recovering from a left tibia stress fracture ... DNP-CD 23 times ... Playoffs: Appeared in two games, averaging 2.0 points and 1.5 rebounds in 7.0 minutes ... DNP-CD three times

2014-15: (Denver Nuggets/Philadelphia 76ers): Appeared in 23 games (zero starts), averaging 4.6 points and 2.7 rebounds in 11.1 minutes ... Traded to the 76ers on 2/19 ... Averaged 3.0 points and 2.2 rebounds in six appearances for the 76ers ... Averaged 5.2 points, 2.8 rebounds and 1.1 blocks in 17 appearances for the Nuggets ... Scored in double figures twice ... Scored a season-high 16 points with four rebounds and four blocks on 11/3 vs. SAC ... Inactive 28 times ... DNP-CD five times ... Missed three games with a left lower leg strain (12/7-12/10)

2013-14: (Denver Nuggets): Appeared in five games (five starts), averaging 7.0 points, 3.4 rebounds and 1.4 blocks in 15.8 minutes ... Scored in double figures once ... Tallied a season-high 14 points along with three rebounds, one steal and two blocks on 11/7 vs. ATL ... Missed the final 77 games of the season (11/11-4/16) with a left tibia stress fracture

2012-13: (Denver Nuggets): Appeared in 79 games (zero starts), averaging 9.1 points, 4.8 rebounds and 2.0 blocks in 18.1 minutes ... Shot 57.5 percent from the field (303-527) ... Ranked third in the NBA in field goal percentage (.575) and eighth in blocks per game (2.0) ... Tallied two double-doubles ... Scored in double figures 33 times, including two games of 20+ points ... Scored a season-high 21 points (10-11 FG) with 11 rebounds, two steals and three blocks on 3/27 at SAS ... Playoffs: Appeared in six games (two starts), averaging 7.2 points, 5.2 rebounds and 1.0 blocks in 18.7 minutes ... Scored in double figures once

2011-12: (Washington Wizards/Denver Nuggets): Appeared in 61 games (45 starts), averaging a career-high 11.3 points, 7.8 rebounds and 2.4 blocks in 25.5 minutes ... Shot 55.6 percent from the field (307-552) ... Ranked second in the NBA in blocks per game (2.2) and fifth in field goal percentage (.556) ... Tallied 15 double-doubles ... Scored in double figures 35 times, including five games of 20+ points ... Traded to the Nuggets on 3/15 ... Averaged 10.3 points, 5.8 rebounds and 1.6 blocks in 20 appearances (five starts) with the Nuggets ... Averaged 11.9 points, 8.8 rebounds and 2.5 blocks in 41 appearances (40 starts) with the Wizards ... Scored a season-high 24 points with 13 rebounds, one assist and one block on 2/10 vs. MIA ... Finished with 23 points (11-13 FG), a career-high-tying 18 rebounds, two assists, one steal and five blocks on 1/14 vs. PHI ... DNP two games (3/17-3/19) while waiting completion of trade ... Playoffs: (Denver Nuggets): Appeared in seven games, averaging 8.6 points, 9.6 rebounds and 3.1 blocks in 25.9 minutes ... Scored in double figures twice ... Tallied 21 points, 14 rebounds, one assist and two blocks on 5/8 at LAL ... Recorded 16 points, 15 rebounds, two assists, two steals and three blocks on 5/4 vs. LAL

2010-11: (Washington Wizards): Appeared in 79 games (75 starts), averaging 10.1 points, a career-high 8.0 rebounds and a career-high 2.4 blocks in 27.8 minutes ... Shot 55.0 percent from the field (332-604) ... Ranked second in the NBA in blocks per game (2.4) and seventh in field goal percentage (.550) ... Tallied 21 double-doubles ... Tallied one triple-double ... Scored in double figures 42 times, including six games with 20+ points ... Scored career-high 28 points (9-12 FG, 10-11 FT) with a career-high-tying 18 rebounds and five blocks on 3/27 at GSW ... Recorded first career triple-double with 11 points, 12 rebounds and a career-high 12 blocks on 3/15 at CHI ... His block total was the most blocks by an NBA player since 2000-01 and the most in a triple-double effort since Shawn Bradley in 1998 ... Had 18 points, 17 rebounds and one steal on 2/25 at MIA ... Registered 16 points, 17 rebounds, one assist and three blocks on 2/9 vs. MIL ... Tallied 24 points, a career-high 18 rebounds, two assists, two steals and four blocks on 11/23 vs. PHI ... Missed two games with flu-like symptoms (1/28-1/29) and one game due to team suspension (12/26)

2009-10: (Washington Wizards): Appeared in 60 games (19 starts), averaging 6.4 points, 4.1 rebounds and 1.7 blocks in 16.1 minutes ... Shot 50.8 percent from the field (156-307) ... Tallied six double-doubles ... Scored in double figures 17 times, including two games of 20+ points ... Scored a season-high 25 points with 15 rebounds, one assist and three blocks on 4/6 vs. GSW ... DNP-CD 22 times

2008-09: (Washington Wizards): Appeared in 75 games (14 starts), averaging 6.5 points, 3.9 rebounds and 1.0 blocks in 15.2 minutes ... Tallied four double-doubles ... Scored in double figures 18 times ... In first career start, tallied five points, five rebounds and one steal on 11/19 at ATL ... In NBA debut, tallied two rebounds and one block in nine minutes on 10/29 vs. NJN ... DNP-CD seven times

COLLEGE: Appeared in 66 games (31 starts) across two seasons at Nevada, averaging 8.7 points, 4.8 rebounds and 1.8 blocks in 18.7 minutes ... Finished his collegiate career ranked fourth on Nevada's all-time blocks list (122) ... Connected on 54.2 percent (234-432) of his shots from the field at Nevada ... 2007-08 (Nevada): Earned Second Team All-WAC honoree ... WAC All-Defensive Team selection ... Led the conference in blocks per game (2.8) as a sophomore ... Appeared in 33 games (31 starts), averaging 14.1 points, 7.3 rebounds and 2.8 blocks in 27.3 minutes per game ... 2006-07 (Nevada): Appeared in 33 games, averaging 3.3 points and 2.2 rebounds

PERSONAL: Mother, Pamela McGee, was an All-American basketball player at USC who also played and coached in the WNBA... Was the first son of a WNBA player to be drafted in the NBA ... Father, George Montgomery, played collegiately at Illinois and was a second round pick of the Portland Trail Blazers in 1985... Co-founded Juglife, which promotes a healthy and active lifestyle by encouraging people to drink more water, and has helped build water wells in Africa, including a well at a school in Uganda, to provide access to clean water ... Took part in the NBA Africa Game 2018 as part of Team World ... Brought the Larry O'Brien Championship Trophy to his hometown of Flint, Michigan, for a parade on September 6, 2017, which was declared "JaVale McGee Day" by the mayor... Hosted his seventh annual Turkey Giveaway in November 2017, where he helped distribute 500 turkeys to families in need, disabled veterans and seniors in Oakland, Los Angeles and his hometown, Flint ... Pledged to help Flint families and hosted the "Flint PAL Night" benefiting the Flint Police Activities League at the Detroit vs. Dallas game on 4/1/16... Was an early entry candidate in the 2008 NBA Draft ... Attended Detroit Country Day HS and Providence Christian HS in Michigan before playing his senior season at Hales Franciscan in Chicago ... Enjoys playing chess and video games





ZACH NORVELL JR.

Height: 6'5

Weight: 205

Born: 12/9/97 (Chicago, IL)

High School: Simeon Career Academy (Chicago, IL)

College: Gonzaga

Experience: Rookie

21

COLLEGIATE CAREER STATISTICS

Year	Team	G	GS	MIN	FG	FGA	PCT	3FG	3FGA	PCT	FT	FTA	PCT	OFF	DEF	TOT	A	PF	STL	TO	BLK	PTS	AVG
17-18	Gonzaga	37	29	999	161	353	.456	77	208	.370	72	90	.800	39	104	143	85	79	42	58	3	471	12.7
18-19	Gonzaga	37	36	1135	182	419	.434	97	262	.370	91	105	.867	29	130	159	116	67	47	53	3	552	14.9
TOTALS		74	65	2134	343	772	.444	174	470	.370	163	195	.836	68	234	302	201	146	89	111	6	1023	13.8

CAREER HIGHS

COLLEGIATE SINGLE-GAME HIGHS

Points.....28, 3/17/18, Gonzaga vs. Ohio St. (twice)
 Minutes.....40, 11/20/18, Gonzaga vs. Arizona
 Field Goals.....9, 12/1/18, Gonzaga at Creighton (twice)
 Field Goal Attempts.....21, 12/1/18, Gonzaga at Creighton
 Three-Point Field Goals.....6, 3/17/18, Gonzaga vs. Ohio St. (twice)
 Three-Point Attempts.....17, 12/1/18, Gonzaga at Creighton
 Free Throws.....10, 11/6/18, Gonzaga vs. Idaho State
 Free Throw Attempts.....10, 11/6/18, Gonzaga vs. Idaho State
 Offensive Rebounds.....5, 11/20/18, Gonzaga vs. Arizona
 Defensive Rebounds.....8, 1/24/19, Gonzaga at Santa Clara (twice)
 Rebounds.....12, 3/17/18, Gonzaga vs. Ohio State
 Assists.....8, 11/26/18, Gonzaga vs. NDSU (twice)
 Steals.....5, 12/16/17, Gonzaga vs. North Dakota
 Blocks.....1, 3/12/19, Gonzaga vs. Saint Mary's (6 times)

AT A GLANCE

- Appeared in 74 games (65 starts) over two years at Gonzaga, averaging 13.8 points, 4.1 rebounds, 2.7 assists and 1.2 steals
- Is a former First Team All-WCC selection (2019) and WCC Newcomer of the Year (2018)
- Signed by the Lakers to a two-way contract on July 1, 2019
- Was a member of the team's California Classic and Las Vegas Summer League rosters in 2019

ZACH NORVELL JR.

HOW ACQUIRED: Signed by the Lakers to a two-way contract on July 1, 2019

COLLEGE: Appeared in 74 games (65 starts), averaging 13.8 points, 4.1 rebounds, 2.7 assists and 1.2 steals in 28.8 minutes ... Scored in double figures in 55 games, including 14 games with 20+ points ... Tallied two double-doubles ... 2018-19 (Gonzaga): First Team All-WCC selection ... Appeared in 37 games (36 starts), averaging 14.9 points, 4.3 rebounds, 3.1 assists and 1.3 steals in 30.7 minutes ... Ranked first in the WCC in three-pointers made (97), second in three-point percentage (.370), seventh in steals (47), eighth in assists (116), ninth in points (552), ninth in steals per game (1.3) and 10th in assists per game (3.1) ... Scored in double figures in 31 games, including nine games with 20+ points ... Scored a career-high 28 points with five rebounds on 12/1 at Creighton ... Made multiple 3FG in 30 games, including eight games with 4+ and a career-high six triples once ... Tallied one double-double ... 2017-18 (Gonzaga): WCC Newcomer of the Year ... WCC All-Freshman Team selection ... Appeared in 37 games (29 starts), averaging 12.7 points, 3.9 rebounds, 2.3 assists and 1.1 steals in 27.0 minutes ... Ranked fifth in the WCC in three-pointers made (77), seventh in steals (42), eighth in points (471) and 10th in steals per game (1.1) ... Scored in double figures in 24 games, including five games with 20+ points ... Scored a career-high 28 points with 12 rebounds, four assists and two steals on 3/17 vs. Ohio State ... Made multiple 3FG in 22 games, including seven games with 4+ and a career-high six triples once ... Tallied one double-double ... 2016-17 (Gonzaga): Redshirted for the Bulldogs

PERSONAL: Son of Tonja Hall and Zachary Norvell ... His father played basketball at Northeastern Illinois and New Mexico and now coaches at DuSable High School in Chicago ... Averaged 18 points, 8 rebounds and 4 assists as a senior at Simeon Career Academy, leading Simeon to a 30-4 record, placing third in Illinois 4A





RAJON RONDO

Height: 6'1
Weight: 180
Born: 2/22/86 (Louisville, KY)
High School: Oak Hill Academy (Mouth of Wilson, VA)
College: Kentucky
Experience: 13 years pro

9

CAREER REGULAR SEASON STATISTICS

Year	Team	G	GS	MIN	FG	FGA	PCT	3FG	3FGA	PCT	FT	FTA	PCT	OFF	DEF	TOT	A	PF	DQ	STL	TO	BLK	PTS	AVG
06-07	BOS	78	25	1831	188	450	.418	6	29	.207	119	184	.647	74	218	292	297	181	1	128	137	8	501	6.4
07-08	BOS	77	77	2306	351	713	.492	5	19	.263	107	175	.611	78	244	322	393	187	1	129	147	13	814	10.6
08-09	BOS	80	80	2642	383	759	.505	15	48	.313	172	268	.642	100	316	416	659	193	0	149	209	11	953	11.9
09-10	BOS	81	81	2963	459	904	.508	17	80	.213	175	282	.621	100	260	360	794	198	0	189	246	11	1110	13.7
10-11	BOS	68	68	2527	318	670	.475	10	43	.233	75	132	.568	87	210	297	760	120	0	153	234	11	721	10.6
11-12	BOS	53	53	1957	256	572	.448	12	42	.238	108	181	.597	62	195	257	620	99	0	95	193	3	630	11.9
12-13	BOS	38	38	1423	225	465	.484	12	50	.240	60	93	.645	43	169	212	420	96	1	70	148	9	522	13.7
13-14	BOS	30	30	998	141	350	.403	26	90	.289	42	67	.627	22	142	164	294	65	0	40	99	2	350	11.7
14-15	BOS/DAL	68	68	2018	275	645	.426	27	86	.314	31	78	.397	73	300	373	538	153	1	91	210	7	608	8.9
15-16	SAC	72	72	2537	355	782	.454	62	170	.365	87	150	.580	77	358	435	839	175	1	141	278	10	859	11.9
16-17	CHI	69	42	1843	229	561	.408	50	133	.376	30	50	.600	73	282	355	461	144	0	99	169	11	538	7.8
17-18	NOP	65	63	1705	231	494	.468	50	150	.333	25	46	.543	31	232	263	533	119	0	70	151	10	537	8.3
18-19	LAL	46	29	1369	175	432	.405	51	142	.359	23	36	.639	34	209	243	367	100	1	57	127	7	424	9.2
TOTALS		825	426	26119	3586	7797	.460	341	1082	.315	1054	1742	.605	854	3135	3989	6975	1830	6	1411	2348	113	8567	10.4

CAREER POSTSEASON STATISTICS

Year	Team	G	GS	MIN	FG	FGA	PCT	3FG	3FGA	PCT	FT	FTA	PCT	OFF	DEF	TOT	A	PF	DQ	STL	TO	BLK	PTS	AVG
07-08	BOS	26	26	831	107	263	.407	5	20	.250	47	68	.691	39	68	107	172	74	0	45	47	8	266	10.2
08-09	BOS	14	14	577	93	223	.417	6	24	.250	44	67	.657	32	104	136	137	47	0	35	38	3	236	16.9
09-10	BOS	24	24	975	151	326	.463	9	24	.375	68	114	.596	38	96	134	223	57	0	46	72	3	379	15.8
10-11	BOS	9	9	345	51	107	.477	0	3	.000	24	38	.632	11	38	49	86	16	0	10	33	0	126	14.0
11-12	BOS	19	19	810	141	301	.468	8	30	.267	39	56	.696	35	93	128	227	40	0	45	72	2	329	17.3
14-15	DAL	2	2	37	9	20	.450	1	2	.500	0	0	---	1	1	2	6	6	0	0	2	0	19	9.5
16-17	CHI	2	2	67	11	26	.423	0	6	.000	1	2	.500	7	10	17	20	6	0	7	4	1	23	11.5
17-18	NOP	9	9	302	38	92	.413	8	19	.421	9	14	.643	9	59	68	110	20	0	13	33	2	93	10.3
TOTALS		105	105	3944	601	1358	.443	37	128	.289	232	359	.646	172	469	641	981	266	0	201	301	19	1471	14.0

CAREER HIGHS

REGULAR SEASON SINGLE-GAME HIGHS

Points	35, 2/15/12, Boston vs. Detroit
Minutes	53, 12/12/12, Boston vs. Dallas
Field Goals	15, 2/15/12, Boston vs. Detroit
Field Goal Attempts	27, 2/15/12, Boston vs. Detroit
Three-Point Field Goals	5, 1/2/15, Dallas at Boston
Three-Point Attempts	12, 3/1/19, Los Angeles vs. Milwaukee
Free Throws	11, 4/8/09, Boston vs. New Jersey (twice)
Free Throw Attempts	15, 12/15/08, Boston vs. Utah
Offensive Rebounds	6, 3/24/10, Boston vs. Denver (3 times)
Defensive Rebounds	13, 3/4/12, Boston vs. New York (twice)
Rebounds	17, 3/4/12, Boston vs. New York
Assists	25, 12/27/17, New Orleans vs. Brooklyn
Steals	8, 3/23/11, Boston vs. Memphis
Blocks	3, 12/7/12, Boston at Philadelphia (twice)

POSTSEASON SINGLE-GAME HIGHS

Points	44, 5/30/12, Boston at Miami
Minutes	58, 4/30/09, Boston at Chicago
Field Goals	16, 5/30/12, Boston at Miami
Field Goal Attempts	24, 5/30/12, Boston at Miami
Three-Point Field Goals	3, 5/1/18, New Orleans at Golden St.
Three-Point Attempts	4, 5/1/18, N.O. at Golden St. (3 times)
Free Throws	12, 5/1/10, Boston at Cleveland
Free Throw Attempts	16, 5/9/10, Boston vs. Cleveland
Offensive Rebounds	7, 4/20/09, Boston vs. Chicago
Defensive Rebounds	14, 5/9/10, Boston vs. Cleveland
Rebounds	18, 5/9/10, Boston vs. Cleveland
Assists	21, 5/4/18, New Orleans vs. Golden St.
Steals	6, 6/17/08, Boston vs. L.A. Lakers
Blocks	2, 5/2/09, Boston vs. Chicago (twice)

AT A GLANCE

- One-time NBA Champion (2008)
- Four-time NBA All-Star
- Has appeared in 825 career games (726 starts) for Los Angeles, New Orleans, Chicago, Sacramento, Dallas and Boston
- Holds career averages of 10.4 points, 4.8 rebounds, 8.5 assists and 1.7 steals in 31.7 minutes
- Has been named to the NBA's All-Defensive Team four times, including two First Team nods
- All-NBA Third Team selection in 2012
- Enters the season ranked 18th on the NBA's all-time assists list (6,975)

HOW ACQUIRED: Re-signed with the Lakers on July 8, 2019

2018-19: (Los Angeles Lakers): Appeared in 46 games (29 starts), averaging 9.2 points, 5.3 rebounds, 8.0 assists and 1.2 steals in 29.8 minutes ... Recorded four double-digit rebounding and 18 double-digit assist performances, including 14 double-doubles and one triple-double this season ... Scored in double figures 22 times, including three 20+ games ... Led the team in scoring once, rebounds seven times, assists 23 times, steals 16 times, blocks four times and minutes five times ... With his fourth of nine assists 4/2 at OKC, passed Bob Cousy for 18th on the NBA's all-time assists list ... Scored a season-high-tying 24 points with 12 assists, five rebounds and three steals 3/31 at NOP, good for his second 20-10 game as a Laker ... Tallied a team season-high 17 assists, seven points, six rebounds and six steals 3/29 vs. CHA ... He joined James Harden and Russell Westbrook as the only players in the NBA to have at least 17 assists and six steals in a game this season and is the first Lakers player to match those totals since Earvin "Magic" Johnson (12/15/89 at BOS) ... Recorded a season-high 24 points (10-18 FG), 10 rebounds and 12 assists 3/4 vs. LAC, good for his first triple-double as a Laker and 32nd of his career ... With the performance, joined Mark Jackson as the only players in NBA history to record a triple-double with five different teams, having also done so with Boston, Sacramento, Chicago and New Orleans ... With his second assist 3/2 at PHX, passed Deron Williams for No. 20 on the NBA's all-time assists list ... Had 20 points, eight rebounds and nine assists 3/1 vs. MIL, his first 20+ outing of the season ... Tallied 11 points, a then-season-high 16 assists and seven rebounds 2/27 vs. NOP ... With his 50th career game with at least 10 points and 15 assists, passed Mark Jackson for ninth all-time ... Had 17 points, 10 assists and seven rebounds, including a 20-foot fadeaway buzzer-beater to win 2/7 at BOS ... Narrowly missed triple-double (12p/11a/8r) 2/2 at GSW ... Scored 14 points with a season-best 13 rebounds and seven assists 1/31 at LAC ... Had five points, seven rebounds and 11 assists 1/29 vs. PHI, his third consecutive double-digit assist game since returning from injury ... Tallied eight points and 11 assists in a season-high 42 minutes 1/27 vs. PHX ... With his final assist in that contest, tied Muggsy Bogues for 21st on the NBA's all-time assists list ... Finished with 15 points, six rebounds and season highs in assists (13) and blocks (two) 1/24 vs. MIN, his first on-court action since Christmas and his fifth double-double of the year ... In Christmas Day matchup at GSW, recorded fourth double-double with 15 points and a game-high 10 assists in 23 minutes ... In return from multi-game absence due to injury, finished with eight points, nine assists and four rebounds in 22 minutes 12/21 vs. NOP ... Finished with a then-season-best 17 points (8-10 FG), 10 rebounds, six assists, three steals and a plus/minus of 28 11/3 at POR, his first point/rebound double-double of the season and his third overall in 2018-19 ... In his L.A. debut, totaled 13 points, 11 assists, four rebounds and one steal 10/18 at POR, good for the highest assist total in a Lakers debut ... Missed three games due to NBA suspension (10/22-10/25), 17 games due to right hand surgery (11/17-12/18), one game due to sprained right ring finger (12/27) and 13 games due to right ring finger surgery (12/28-1/21) ... DNP-CD twice (4/7-4/9)

CAREER: NBA Champion (2008) ... All-NBA Third Team selection (2012) ... NBA All-Rookie selection (2007) ... Has earned NBA All-Defensive Team honors four times (First Team in 2010 and 2011; Second Team in 2009 and 2012) ... Named an NBA All-Star four times (2010, 2011, 2012 and 2013) ... Captured the NBA assists title three times (2012, 2013 and 2016) ... Captured the NBA steals title once (2010) ... Has appeared in 825 NBA games (726 starts) for the Lakers, Pelicans, Bulls, Kings, Mavericks and Celtics ... Owns career averages of 10.4 points, 4.8 rebounds, 8.5 assists and 1.7 steals in 31.7 minutes ... Enters the season ranked 18th on the NBA all-time assists list (6,975) and third among active players ... Has scored 10+ points in 417 games, 20+ in 79 games and 30+ in seven games ... Has recorded 10+ assists in 329 games and 20+ in nine games ... Owns 32 career triple-doubles and 234 career double-doubles ... Playoffs: Has appeared in 105 playoff games (105 starts) for the Pelicans, Bulls, Mavericks and Celtics, averaging 14.0 points, 6.1 rebounds, 9.3 assists and 1.9 steals in 37.6 minutes ... Has scored 10+ points in 75 playoff games, 20+ in 23 playoff games, 30+ in two playoff games and 40+ once ... Has recorded 10+ assists in 48 playoff games and 20+ twice ... Owns 10 career playoff triple-doubles and 42 career playoff double-doubles ... Career Transactions: Selected by the Phoenix Suns with the 21st overall selection in the 2006 NBA Draft ... Acquired by the Boston Celtics along with Brian Grant in exchange for a 2007 first round draft pick on June 28, 2006 ... Acquired by the Dallas Mavericks along with Dwight Powell in exchange for Jae Crowder, Jameer Nelson, Brandon Wright, a 2016 first round draft pick and a 2016 second round draft pick on December 18, 2014 ... Signed as a free agent with the Sacramento Kings on July 13, 2015 ... Signed as a free agent with the Chicago Bulls on July 7, 2016 ... Waived by the Bulls on June 30, 2017 ... Signed as a free agent with the New Orleans Pelicans on July 19, 2017 ... Signed as a free agent with the Los Angeles Lakers on July 6, 2018 ... Re-signed with the Lakers on July 8, 2019



2017-18: (New Orleans Pelicans): Appeared in 65 games (63 starts), averaging 8.3 points, 4.0 rebounds, 8.2 assists and 1.1 steals in 26.2 minutes ... Ranked fourth in the NBA in assists per game (8.2) ... Led the team in assists 36 times, steals 16 times and blocks twice ... Tallied two triple-doubles ... Notched 15 double-doubles ... Scored in double figures 24 times, including two games with 20+ points ... Recorded 22 games with double-digit assists, including five games with 15+ and one game with 25+ ... Added 12 points, 17 assists, four rebounds and two steals 4/7 at GSW, passing Derek Harper for No. 23 on the NBA's all-time assists list ... Registered 12 points, five rebounds, 17 assists and five steals on 3/13 vs. CHO, becoming the oldest player to record at least 10 points, 15 assists, five rebounds and five steals in a game since 1976 (Rick Barry) ... Scored a season-high 25 points (11-16 FG) with 10 rebounds, 12 assists and one block on 2/10 at BKN for 31st career triple-double ... Recorded two points, seven rebounds, a career-high 25 assists and one steal on 12/27 vs. BKN, becoming the first player with at least 25 assists since 1996 (Jason Kidd) and the first player ever to do so in 30 minutes or less ... His 25 assists was an NBA season-high in 2017-18 ... Notched 30th career triple-double with 13 points, 12 rebounds and 12 assists on 12/11 at HOU ... Missed 13 games (10/18-11/11) with a left core muscle injury, two games with a right wrist sprain (3/24-3/27) and two games due to rest (12/8, 3/17) ... Playoffs: Appeared in nine games (nine starts), averaging 10.3 points, 7.6 rebounds, 12.2 assists and 1.4 steals in 33.6 minutes ... Tallied four double-doubles ... Scored in double figures four times ... Registered six games with double-digit assists, including three games with 15+ and one game with 20+ ... Tallied four points, 10 rebounds, 21 assists and one steal on 5/4 vs. GSW ... Recorded 22 points, seven rebounds, 12 assists and five steals on 5/1 at GSW

2016-17: (Chicago Bulls): Appeared in 69 games (42 starts), averaging 7.8 points, 5.1 rebounds, 6.7 assists and 1.4 steals in 26.7 minutes ... Notched one triple-double ... Tallied six double-doubles ... Scored in double figures 23 times, including three games of 20+ points ... Registered 11 games with double-digit assists, including one game with 15+ ... Scored a season-high 25 points with 11 rebounds, six assists and three steals on 4/1 vs. ATL ... Recorded 6,000th career assist in a 24-point, eight-assist effort on 3/21 at TOR, becoming the 34th player in league history to accomplish the milestone ... Recorded 15 points, 10 rebounds, 12 assists and three steals on 12/2 vs. CLE for 29th career triple-double ... DNP-CD five times ... Missed two games with a left ankle sprain (11/15-11/17), two games with a left ankle sprain (12/13, 3/6), three games with a right wrist sprain (4/6-4/10) and one game due to team suspension (12/5) ... Playoffs: Appeared in two games (two starts), averaging 11.5 points, 8.5 rebounds, 10.0 assists and 3.5 steals in 33.5 minutes ... Tallied one double-double ... Scored in double figures twice ... Registered one game with double-digit assists ... Missed five games (4/21-4/28) with a fractured right thumb

2015-16: (Sacramento Kings): Appeared in 72 games (72 starts), averaging 11.9 points, 6.0 rebounds, 11.7 assists and 2.0 steals in 35.2 minutes ... Ranked first in the NBA in assists per game (11.7) and seventh in steals per game (2.0) ... His assist average tied his single-season career high ... Notched six triple-doubles and 37 double-doubles ... Scored in double figures 45 times, including seven games of 20+ points ... Registered 51 games with double-digit assists, including 19 games with 15+ and two games with 20+ ... Scored a season-high 27 points with 10 rebounds, 12 assists and two steals on 4/5 vs. POR for 28th career triple-double ... Tallied 11 points, 10 rebounds, 10 assists, two steals and one block on 1/23 vs. IND for 27th career triple-double ... Notched 26th career triple-double with 12 points, 12 rebounds and 10 assists on 11/18 at ATL ... Registered 25th career triple-double with 23 points, 10 rebounds, 14 assists and two steals on 11/13 vs. BKN ... Recorded 24th career triple-double with 14 points, 11 rebounds, 15 assists and three steals on 11/11 vs. DET ... Finished with 14 points, 12 rebounds, 15 assists and four steals on 11/7 vs. GSW for 23rd career triple-double ... Missed one game with lower back spasm (1/5), one game due to right thumb tendinitis (2/26), one game due to right first MTP joint sprain, turf toe, right thumb sprain and right shoulder contusion (3/16), six games due to rest (3/28, 4/2, 4/7-4/13) and one game due to NBA suspension (12/15)

2014-15: (Boston Celtics/Dallas Mavericks): Appeared in 68 games (68 starts), averaging 8.9 points, 5.5 rebounds, 7.9 assists and 1.3 steals in 29.7 minutes ... Ranked fifth in the NBA in assists per game (7.9) ... Averaged 8.3 points, 7.5 rebounds, 10.8 assists and 1.7 steals in 22 appearances (22 starts) with the Celtics ... Traded to the Mavericks on 12/18 ... Averaged 9.3 points, 4.5 rebounds, 6.5 assists and 1.2 steals in 46 appearances (46 starts) with the Mavericks ... Notched three triple-doubles and 15 double-doubles ... Scored in double figures 29 times, including four games of 20+ points ... Registered 20 games with double-digit assists, including six games with 15+ ... Scored a season-high 29 points with six rebounds, five assists and one steal on 1/2 at BOS ... Registered 22nd career triple-double with 12 points, 10 rebounds and 10 assists on 12/10 at CHO ... Finished with 13 points, 13 rebounds, 11 assists and three steals on 12/7 vs. WAS for 21st career triple-double ... Tallied six points, eight rebounds, 16 assists and three steals on 11/14 vs. CLE to move into fourth place on the Celtics' all-time assists list ... Recorded 20th career triple-double with 13 points, 10 rebounds and 15 assists on 11/5 vs. TOR ... Missed one game due to a left hand procedure (11/8), one game with left Achilles soreness (1/14), six games with a left orbital fracture/nasal fracture (2/2-2/11), one game due to team suspension (2/25) and one game due to rest (4/10) ... Playoffs: (Dallas Mavericks): Appeared in two games (two starts), averaging 9.5 points, 1.0 rebounds and 3.0 assists in 18.5 minutes ... Scored in double figures once ... Inactive for three games

2013-14: (Boston Celtics): Appeared in 30 games (30 starts), averaging 8.9 points, 5.5 rebounds, 7.9 assists and 1.3 steals in 29.7 minutes ... Led the team in scoring four times, rebounds four times, assists 27 times, steals nine times and blocks once ... Tallied one triple-double ... Notched 13 double-doubles ... Scored in double figures 17 times, including two games of 20+ points ... Registered 17 games with double-digit assists, including four games with 15+ ... Finished with 11 points, 11 rebounds and 16 assists on 4/4/14 vs. PHI for 19th career triple-double ... Scored 22 points with 11 assists and three steals on 2/26 vs. ATL ... Missed 39 games due to rehab from a torn ACL right knee (10/30-1/13), two games due to a bruised left shin (4/11-4/12) and one game due to a strained left hamstring (4/16)

2012-13: (Boston Celtics): Appeared in 38 games (38 starts), averaging 13.7 points, 5.6 rebounds, 11.1 assists and 1.8 steals in 37.4 minutes ... Named an NBA All-Star ... Ranked first in the NBA in assists per game (11.1) ... Tied a career-best 13.7 points per game on the season ... Tallied five triple-doubles ... Notched 20 double-doubles ... Scored in double figures 27 times, including seven games of 20+ points and one 30-point game ... Registered 27 games with double-digit assists, including seven games with 15+ and two games with 20+ ... Extended his streak of double-digit assist games to 37 in the first 14 games of the season, the second-longest streak in NBA history (Earvin Johnson, 44) ... Also extended his streak of games with 11+ assists to 28 in the first six games of the season, the longest such streak in NBA history ... Recorded 16 points, 10 rebounds, 11 assists and one steal on 1/25 at ATL for 18th career triple-double ... Tallied 17th career triple-double with 23 points, 10 rebounds, 11 assists and three steals on 1/24 vs. NYK ... Scored a season-high 30 points with two rebounds, seven assists and two steals on 1/18 vs. CHI ... Registered 16th career triple-double with 17 points, 10 rebounds and 12 assists on 1/14 vs. CHA ... Recorded 14 points, 11 rebounds, 10 assists and three assists on 1/5 at ATL for 15th career triple-double ... Finished with 16 points, nine rebounds, 15 assists, three steals and one block on 12/12 vs. DAL ... Tallied 16 points, 13 rebounds, 14 assists, three steals and three blocks on 12/7 at PHI for 14th career triple-double; moved to third place all-time on the Celtics' all-time steals list ... Missed 44 games with a torn ACL in his right knee (1/27-4/17), one game with a sprained right ankle (11/15), one game with a bruised right hip (12/29) and three games due to an NBA suspension (11/30-12/1, 1/7) ... Playoffs: Inactive for six games

2011-12: (Boston Celtics): Appeared in 53 games (53 starts), averaging 11.9 points, 4.8 rebounds, 11.7 assists and 1.8 steals in 36.9 minutes ... Named an NBA All-Star ... Ranked first in the NBA in assists per game (11.7), the best single-season average of his career ... Tallied six triple-doubles ... Notched 21 double-doubles ... Scored in double figures 29 times, including eight games with 20+ points and three games with 30+ ... Registered 39 games with double-digit assists, including 11 games with 15+ and two games with 20+ ... Recorded at least 10 assists in each of the final 24 games of the regular season, the longest single-season streak of his career ... Notched 10 points, 10 rebounds, 20 assists and two steals on 4/11 vs. ATL for 13th career triple-double ... Finished with 16 points, 11 rebounds and 14 assists on 4/1 vs. MIA for 12th career triple-double ... Scored 18 points with a career-high 17 rebounds, 20 assists, one steal and one block on 3/4 vs. NYK for 11th career triple-double ... Recorded 15 points, 11 rebounds and 10 assists on 2/29 vs. MIL for 10th career triple-double ... Scored a career-high 35 points with five rebounds, six assists and four steals on 2/15 vs. DET ... Registered 32 points, 10 rebounds, 15 assists and two steals for ninth career triple-double on 2/12 vs. CHI ... Tallied eighth career triple-double with 18 points, 11 rebounds and 14 assists on 1/1/12 at WAS ... Scored 31 points with five rebounds, 13 assists and five steals on Christmas Day at NYK ... Missed eight games with a sprained right wrist (1/20-2/1), two games due to an NBA suspension (2/20-2/22) and three games with a sore lower back (4/18-4/24) ... Playoffs: Appeared in 19 games (19 starts), averaging 17.3 points, 6.7 rebounds, 11.9 assists and 2.4 steals in 42.6 minutes ... Notched four triple-doubles ... Tallied 14 double-doubles ... Scored in double figures 16 times, including seven games with 20+ points and one 40-point game ... Registered 16 games with double-digit assists, including four games with 15+ ... Tallied 22 points, 10 rebounds and 14 assists on 6/9 at MIA ... Scored a playoff-career-high 44 points (16-24 FG, 10-12 FT) with eight rebounds, 10 assists and three steals on 5/30 at MIA ... Notched 18 points, 10 rebounds, 10 assists and three steals on 5/26 vs. PHI ... Finished with 13 points, 12 rebounds, 17 assists and four steals on 5/12 vs. PHI ... Recorded 17 points, 14 rebounds, 12 assists and four steals on 5/4 vs. ATL

2010-11: (Boston Celtics): Appeared in 68 games (68 starts), averaging 10.6 points, 4.4 rebounds, 11.2 assists and 2.3 steals in 37.2 minutes ... Named an NBA All-Star ... Ranked second in the NBA in assists per game (11.2) and second in steals per game (2.3) ... Led the team in scoring four times, rebounds seven times, assists 65 times, steals 37 times and blocks once ... Notched three triple-doubles ... Tallied 31 double-doubles ... Scored in double figures 40 times, including five games of 20+ points ... Registered 42 games with double-digit assists, including 14 games with 15+ and two games with 20+ ... One-time Eastern Conference Player of the Week ... Tallied six points, 11 rebounds, 11 assists and a career-high eight steals on 3/23 vs. MEM ... Recorded 11 points, 10 rebounds and 10 assists on 2/13/11 vs. MIA for seven career triple-double ... Scored a season-high 26 points with seven assists and one steal on 2/6 vs. ORL ... Registered sixth career triple-double with 12 points, 10 rebounds, 23 assists and six steals on 1/5/11 vs. SAS ... Finished with 10 points, 10 rebounds and 24 assists on 10/29/10 vs. NYK for fifth career triple-double ... Missed three games with a strained left hamstring (11/21-11/24), one game with hamstring and foot injuries (12/5), seven games with a sprained left ankle (12/16-12/31), one game with a strained right finger (3/27) and two games for rest (4/11-4/13) ... Playoffs: Appeared in nine games (nine starts), averaging 14.0 points, 5.4 rebounds, 9.6 assists and 1.1 steals in 38.3 minutes ... Tallied one triple-double ... Notched three double-doubles ... Scored in double figures six times, including three games of 20+ points and one 30-point game ... Registered four games with double-digit assists, including one game with 20+ ... Finished with 15 points, 11 rebounds, 20 assists and two steals on 4/22 at NYK ... Scored 30 points with four rebounds, seven assists and two steals on 4/19 vs. NYK

2009-10: (Boston Celtics): Appeared in 81 games (81 starts), averaging 13.7 points, 4.4 rebounds, 9.8 assists and 2.3 steals in 36.6 minutes ... Named an NBA All-Star ... Ranked first in the NBA in steals per game (2.3) and fourth in assists per game (9.8) ... Registered a career-best scoring average on the season with 13.7 points per game ... Led the team in points 14 times, rebounds 13 times, assists 80 times and steals 56 times ... Tallied two triple-doubles ... Notched a career-high 40 double-doubles ... Scored in double figures 62 times, including 14 games of 20+ points and one 30-point game ... Recorded 45 games with double-digit assists, including eight games with 15+ ... Registered fourth career triple-double with 11 points, 11 rebounds, 15 assists and four steals on 3/24/10 vs. DEN ... Recorded third career triple-double with 22 points, 10 rebounds, 13 assists and four steals on 1/10/10 at TOR ... Missed one game with a sore left hamstring (1/2) ... Playoffs: Appeared in 24 games (24 starts), averaging 15.8 points, 5.6 rebounds, 9.3 assists and 1.9 steals in 40.6 minutes ... Tallied two triple-doubles ... Notched nine double-doubles ... Scored in double figures 21 times, including five games of 20+ points ... Recorded 10 games with double-digit assists, including one game with 15+ ... Finished with 19 points, 12 rebounds, 10 assists, two steals and one block on 6/6 at LAL ... Scored 29 points with 18 rebounds, 13 assists and two steals on 5/9 vs. CLE

2008-09: (Boston Celtics): Appeared in 80 games (80 starts), averaging 11.9 points, 5.2 rebounds, 8.2 assists and 1.9 steals in 33.0 minutes ... Ranked fifth in the NBA in steals per game (1.9) and sixth in assists per game (8.2) ... Notched two triple-doubles ... Tallied 15 double-doubles ... Scored in double figures 44 times, including 13 games of 20+ points and two games of 30+ ... Registered 28 games with double-digit assists, including four games with 15+ ... Finished with 31 points, nine rebounds, five assists, three steals and one block on 4/8 vs. NJN ... Scored a season-high 32 points with six rebounds, 10 assists and three steals on 2/22 at PHX ... Tallied second career triple-double with 19 points, 15 rebounds and 14 assists on 2/12 at DAL ... Recorded first career triple-double with 16 points, 13 rebounds, 17 assists and three steals on 12/3 vs. IND ... Missed two games with a sprained right ankle (3/8-3/11) ... Playoffs: Appeared in 14 games (14 starts), averaging 16.9 points, 9.7 rebounds, 9.8 assists and 2.5 steals in 41.2 minutes ... Tallied three triple-doubles ... Notched nine double-doubles ... Scored in double figures 11 times, including five games of 20+ points ... Registered seven games with double-digit assists, including three games with 15+ ... Recorded 15 points, 11 rebounds, 18 assists and two steals on 5/6 vs. ORL ... Finished with 25 points, 11 rebounds, 11 assists and two steals on 4/26 at CHI ... Registered 19 points, 12 rebounds, 16 assists and five steals on 4/20 for first career postseason triple-double ... Scored 29 points with nine rebounds, seven assists and two steals on 4/18 vs. CHI

2007-08: (Boston Celtics): NBA Champion ... Appeared in 77 games (77 starts), averaging 10.6 points, 4.2 rebounds, 5.1 assists and 1.7 steals in 29.9 minutes ... Led team in points twice, rebounds five times and assists 36 times ... Tallied four double-doubles ... Scored in double figures 38 times, including eight games of 20+ points ... Recorded six games with double-digit assists ... Scored a season-high 24 points with five rebounds, eight assists and four steals on 2/6 vs. LAC ... Missed one game with a tight hamstring (12/30), three games with a sore lower back (1/12, 1/16-1/18) and one game due to rest (4/16) ... Playoffs: Appeared in 26 games (26 starts), averaging 10.2 points, 4.1 rebounds, 6.6 assists and 1.7 steals in 32.0 minutes ... Tallied two double-doubles ... Scored in double figures 15 times, including two games of 20+ points ... Registered four games with double-digit assists, including one game with 15+ ... Finished with 21 points, seven rebounds, eight assists and six steals on 6/17 vs. LAL to help Boston win the 2008 NBA Championship ... In NBA playoff debut, recorded 15 points, six rebounds, nine assists and two steals on 4/20 vs. ATL

2006-07: (Boston Celtics): Appeared in 78 games (25 starts), averaging 6.4 points, 3.7 rebounds, 3.8 assists and 1.6 steals in 23.5 minutes ... Ranked ninth in the NBA in steals per game (1.6) ... Tallied three double-doubles ... Scored in double-figures 17 times, including three games of 20+ points ... Registered three games with double-digit assists ... In first career start, scored 23 points with six rebounds, six assists and four steals on 2/2 vs. LAC ... Recorded first career double-double with 10 points, 10 rebounds, seven assists and one steal on 1/20 at WAS ... In NBA debut, tallied six points, four rebounds and three assists on 11/1 vs. NOK ... DNP-CD four times



COLLEGE: Appeared in 68 games (62 starts) over two seasons at Kentucky, averaging 9.6 points, 4.5 rebounds, 4.2 assists and 2.3 steals in 28.1 minutes ... 2005-06 (Kentucky): Led the SEC in assists (4.9) and ranked second in steals (2.0) ... Averaged 11.2 points and a team-high 6.1 rebounds...Scored in double figures in 17 games ... Grabbed 10+ rebounds in five games ... Tallied career-high 25 points (7-12 FG) and 7 assists on 12/17 vs. Louisville ... Recorded a double-double with 15 points and 10 rebounds on 11/22 vs. West Virginia ... Pulled down a career-high 19 rebounds on 11/21 vs. Iowa, the highest total ever by a Kentucky guard ... Dished out a career-high 12 assists with no turnovers on 2/22 vs. Ole Miss ... 2004-05 (Kentucky): Named to the SEC All-Freshman Team ... Set Kentucky single-season record for steals with 87 ... Had at least one steal in each game ... Tied Kentucky's single-game record with eight steals in just 20 minutes on 2/19 vs. Mississippi State ... Scored in double figures in his first three NCAA Tournament games ... Handed out a season-high eight assists with no turnovers on 2/5 at Vanderbilt

PERSONAL: Full name is Rajon Pierre Rondo ... Son of Amber Rondo ... Attended Louisville's Eastern High School for three years before transferring to Virginia's Oak Hill Academy for his senior year ... Favorite NBA player growing up was Isiah Thomas ... Enjoys shopping in his spare time ... Favorite actor is Will Smith

2019-20 TRAINING CAMP ROSTER



NO.	NAME	POS	HT	WT	DOB	PRIOR TO NBA / COUNTRY	YRS
37	Kostas Antetokounmpo (2W)	F	6-10	200	11/20/97	Dayton / Greece	1
11	Avery Bradley	G	6-2	180	11/26/90	Texas / USA	9
12	Devontae Cacok	F/C	6-7	240	10/8/96	UNCW / USA	R
1	Kentavious Caldwell-Pope	G	6-5	205	2/18/93	Georgia / USA	6
17	Jordan Caroline	F	6-7	235	1/15/96	Nevada / USA	R
4	Alex Caruso	G	6-5	186	2/28/94	Texas A&M / USA	2
2	Quinn Cook	G	6-1	179	3/23/93	Duke / USA	3
15	DeMarcus Cousins	C	6-10	270	8/13/90	Kentucky / USA	9
30	Troy Daniels	G	6-4	205	7/15/91	Virginia Commonwealth / USA	6
3	Anthony Davis	F	6-10	253	3/11/93	Kentucky / USA	7
10	Jared Dudley	F	6-6	237	7/10/85	Boston College / USA	12
14	Danny Green	G	6-6	215	6/22/87	North Carolina / USA	10
5	Talen Horton-Tucker	G	6-4	233	11/25/00	Iowa State / USA	R
39	Dwight Howard	C	6-10	265	12/8/85	SW Atlanta Christian (GA) / USA	15
20	Demetrius Jackson	G	6-1	200	9/7/94	Notre Dame / USA	3
23	LeBron James	F	6-9	250	12/30/84	St. Vincent-St. Mary (OH) / USA	16
0	Kyle Kuzma	F	6-8	220	7/24/95	Utah / USA	2
7	JaVale McGee	C	7-0	270	1/19/88	Nevada / USA	11
21	Zach Norvell Jr. (2W)	G	6-5	205	12/9/97	Gonzaga / USA	R
9	Rajon Rondo	G	6-1	180	2/22/86	Kentucky / USA	13

HEAD COACH

Frank Vogel (Kentucky)

ASSISTANT COACHES

Jason Kidd (California), Lionel Hollins (Arizona State), Phil Handy (Hawaii),
Miles Simon (Arizona), Mike Penberthy (Master's College), Quinton Crawford (Arizona)

ATHLETIC TRAINER

Nina Hsieh (Cal State Fullerton)

pronunciation GUIDE

Kostas Antetokounmpo (COAST-us ah-deh-toh-KOON-boh); **Devontae Cacok** (CAY-cock);
Talen Horton-Tucker (TAY-len); **Rajon Rondo** (RAH-zhon); **Nina Hsieh** (SHAY)





THE NBA

94	NBA Directory
95	G League Directory
96	NBA Key Dates
96	NBA Officials Roster
97	2018-19 Final Standings
98	2018-19 NBA Team Statistics
100	2018-19 NBA Highs/Lows
100	2018-19 NBA Attendance
101	2018-19 NBA Leaders
102	2019 NBA Draft
103	NBA Champions by Year
104	NBA Award Winners
106	NBA Single-Game Bests





NBA OFFICES

NEW YORK
Olympic Tower
645 Fifth Avenue
New York, NY 10022
Tel: 212-407-8000
Fax: 212-832-3861

NEW JERSEY
100 Plaza Drive
Secaucus, NJ 07094
Tel: 201-865-1500
Fax: 201-974-5973

NBA INTERNATIONAL OFFICES

EUROPE

LONDON
Endeavour House
189 Shaftesbury Avenue
London, United Kingdom WC2H 8JR
Telephone: +44-20-7420-8900

SPAIN
Leganitos Street 6th Floor
28013 Madrid, Spain
Ignasi Castello, Communications
Telephone: +34-912-153-573

AFRICA

9th Floor GreenPark Corner
3 Lower Road
Morningside 2196
Johannesburg, South Africa
Telephone: +27-100-072-668

INDIA

Tower 1, 10th Floor
Indiabulls Finance Center
Senapati Bapat Marg Mumbai
Maharashtra 400013
Telephone: +91-22-6124-6100

LATIN AMERICA

BRAZIL
Av Borges de Medeiros, 633
Sala 301 – Leblon
Rio de Janeiro, RJ, Brazil 22430-041
Telephone: +55-21-3206-6400
Fax: +55-21-2586-6001

MEXICO
Av. Prolongacion Paseo de la Reforma
No. 1236, Planta baja Desarrollo
Santa Fe, Cuajimalpa De Morelos,
Ciudad De Mexico 05348,
Tel: +52-55-9171-7700

CANADA

50 Bay Street, Suite 1402
Toronto, Ontario
Canada M5J 3A5
Telephone: (416) 682-2000
Fax: (416) 364-0205

ASIA / PACIFIC

HONG KONG
Room 3101, Lee Gardens One
33 Hysan Avenue
Causeway Bay, Hong Kong
Telephone: +852-2843-9600
Fax: +852-2536-4808

TAIWAN
Suite 1303, No. 88, Section 2,
Chung Hsiao East Road
Taipei, Taiwan ROC 100
Telephone: +886-2-2397-8000
Fax: +886-2-2358-1098

PHILIPPINES
Unit 1701, World Plaza Building
5th Avenue corner 30th Street
Bonifacio Global City Taguig, 1634
Philippines; Jandric Lim,
Communications: +632-866-8205

**CHINA
(BEIJING)**
19th Floor, Office Tower 2,
China Central Place
No. 79 Jianguo Road, Chaoyang District
Beijing, China 100025
Telephone: +86-10-5200-8200
Fax: +86-10-5200-8202

**CHINA
(SHANGHAI)**
Unit 2703-2708, 27/F,
Tower, 2 Plaza 66
1266 Nanjing West Road, Jing An District
Shanghai, China 200040
Telephone: +86-21-6137-2200
Fax: +86-21-6288-9920




NBA G LEAGUE

Olympic Tower
645 5th Avenue
New York, NY 10022
(212) 407-8000 / www.nbagleague.com

Media Relations Contacts: Joanna Shapiro (jshapiro@nba.com)
Mike Perrelli (mperrelli@nba.com)

AGUA CALIENTE CLIPPERS OF ONTARIO

Arena: Citizens Business Bank Arena
Media Relations Contact: Colette Garcia
(cgarcia@clippers.com)
Website: www.aguacalientecippers.com
NBA Affiliation: LA Clippers

AUSTIN SPURS

Arena: H-E-B Center at Cedar Park
Media Relations Contact: Perri Travillion
(ptravillion@attcenter.com)
Website: www.austinspurs.com
NBA Affiliation: San Antonio

CANTON CHARGE

Arena: Canton Memorial Civic Center
Media Relations Contact: Sean Wyatt
(swyatt@cantoncharge.com)
Website: www.cantoncharge.com
NBA Affiliation: Cleveland

CAPITAL CITY GO-GO

Arena: Entertainment & Sports Arena
in Congress Heights
Media Relations Contact: Matt Quinn
(mquinn@monumentalsports.com)
Website: www.CapitalCityGoGo.com
NBA Affiliation: Washington

COLLEGE PARK SKYHAWKS

Arena: Gateway Center at College Park
Media Relations Contact: Alli Ehrhardt
(alli.ehrhardt@cpskyhawks.com)
Website: www.cpskyhawks.com
NBA Affiliation: Atlanta

DELAWARE BLUE COATS

Arena: 76ers Fieldhouse
Media Relations Contact: Matt Murphy
(mattmurphy@76ers.com)
Website: www.sixers.com/bluecoats
NBA Affiliation: Philadelphia

ERIE BAYHAWKS

Arena: Erie Insurance Arena
Media Relations Contact: Michael Somrak
(michael.somrak@nbaerie.com)
Website: www.nbaerie.com
NBA Affiliation: New Orleans

FORT WAYNE MAD ANTS

Arena: Allen County War Memorial
Coliseum
Media Relations Contact: Ryan Stevens
(rstevens@ftwaynemadants.com)
Website: www.ftwaynemadants.com
NBA Affiliation: Indiana

GRAND RAPIDS DRIVE

Arena: DeltaPlex Arena
Media Relations Contact: Rob Johnson
(rjohnson@nbggrandrapids.com)
Website: www.nbggrandrapids.com
NBA Affiliation: Detroit

GREENSBORO SWARM

Arena: Fieldhouse at the Greensboro
Coliseum Complex
Media Relations Contact: Justin Trujillo
(jtrujillo@gsoswarm.com)
Website: www.gsoswarm.com
NBA Affiliation: Charlotte

IOWA WOLVES

Arena: Wells Fargo Arena
Media Relations Contact: Seth Nutting
(seth.nutting@iawolves.com)
Website: www.iawolves.com
NBA Affiliation: Minnesota

LAKELAND MAGIC

Arena: RP Funding Center
Media Relations Contact: Ashley Foss
(afoss@lakelandmagic.com)
Website: www.lakelandmagic.com
NBA Affiliation: Orlando

LONG ISLAND NETS

Arena: NYCB Live's Nassau Veterans
Memorial Coliseum
Media Relations Contact: Megan Walsh
(mwalsh@brooklynynets.com)
Website: www.longislandnets.com
NBA Affiliation: Brooklyn

MAINE RED CLAWS

Arena: Portland Exposition Building
Media Relations Contact: Evans Boston
(eboston@maineredclaws.com)
Website: www.maineredclaws.com
NBA Affiliation: Boston

MEMPHIS HUSTLE

Arena: Landers Center
Media Relations Contact: Geoffrey Langham
(glangham@grizzlies.com)
Website: www.memphishustle.com
NBA Affiliation: Memphis

NORTHERN ARIZONA SUNS

Arena: Findlay Toyota Center
Media Relations Contact: Jake Withee
(jwithe@nazsuns.com)
Website: www.nazsuns.com
NBA Affiliation: Phoenix

OKLAHOMA CITY BLUE

Arena: Cox Convention Center
Media Relations Contact: Laila Wani
(lwani@okcthunder.com)
Website: www.oklahomacityblue.com
NBA Affiliation: Oklahoma City

RAPTORS 905

Arena: Paramount Fine Foods Centre
Media Relations Contact: Stefano Toniutti
(Stefano.toniutti@mlse.com)
Website: www.raptors905.com
NBA Affiliation: Toronto

RIO GRANDE VALLEY VIPERS

Arena: Bert Ogden Arena
Media Relations Contact: Amairani Ramirez
(mediarelations@rgvipers.com)
Website: www.rgvipers.com
NBA Affiliation: Houston

SALT LAKE CITY STARS

Tel: (801) 325-2500
Arena: Lifetime Activities Ctr. - Bruin Arena
Media Relations Contact: Matt de Nesnera
(matt.denesnera@utahjazz.com)
Website: www.slstars.com
NBA Affiliation: Utah

SANTA CRUZ WARRIORS

Arena: Kaiser Permanente Arena
Media Relations Contact: Massimo
Degaudenzi
(massimo@santacruzbasketball.com)
Website: www.santacruzbasketball.com
NBA Affiliation: Golden State

SIOUX FALLS SKYFORCE

Arena: Sanford Pentagon
Media Relations Contact: Matt Dykstra
(mdykstra@skyforceonline.com)
Website: www.skyforceonline.com
NBA Affiliation: Miami

SOUTH BAY LAKERS

Arena: UCLA Health Training Center
Media Relations Contact: Noah Camarena
(ncamarena@sb-lakers.com)
Website: www.sblakers.com
NBA Affiliation: Los Angeles Lakers

STOCKTON KINGS

Arena: Stockton Arena
Media Relations Contact: Sabrena Hernandez
(shernandez@stocktonkings.com)
Website: www.stocktonkings.com
NBA Affiliation: Sacramento

TEXAS LEGENDS

Arena: Comerica Center
Media Relations Contact: Britney Wynn
(bwynn@texlegends.com)
Website: www.texlegends.com
NBA Affiliation: Dallas

WESTCHESTER KNICKS

Arena: Westchester County Center
Media Relations Contact:
Ajah Hawley-Alexander
(ajah.hawley-alexander@msg.com)
Website: www.westchesterknicks.com
NBA Affiliation: New York

WINDY CITY BULLS

Arena: Sears Centre Arena
Media Relations Contact: Joe Kessenich
(jkessenich@bulls.com)
Website: www.windycitybulls.com
NBA Affiliation: Chicago

WISCONSIN HERD

Arena: Menominee Nation Arena
Media Relations Contact: Eric Kohlbeck
(ekohlbeck@bucks.com)
Website: www.wisconsinherd.com
NBA Affiliation: Milwaukee

NBA KEY DATES

2019

September 6	Naismith Memorial Basketball Hall of Fame Enshrinement (Springfield, MA)
September 27	First allowable date for players participating in preseason games outside North America to report to their teams
September 28	Training Camps open for all teams participating in preseason games outside North America
September 30	First allowable date for all other veteran players to report to their teams
September 30	NBA Preseason games begin
October 1	Training Camps open for all other teams
October 4	NBA India Games, Indiana Pacers vs. Sacramento Kings (Mumbai)
October 5	NBA India Games, Indiana Pacers vs. Sacramento Kings (Mumbai)
October 8	NBA Japan Games, Houston Rockets vs. Toronto Raptors (Tokyo)
October 10	NBA Japan Games, Houston Rockets vs. Toronto Raptors (Tokyo)
October 10	NBA China Games 2019, Brooklyn Nets vs. Los Angeles Lakers (Shanghai)
October 12	NBA China Games 2019, Brooklyn Nets vs. Los Angeles Lakers (Shenzhen)
October 17	NBA Canada Series 2019, Dallas Mavericks vs. LA Clippers (Vancouver)
October 18	NBA Preseason ends
October 21	Rosters set for NBA Opening Day (5 p.m. ET)
October 22	Start of the 2019-20 NBA Regular Season
December 12	NBA Mexico City Games 2019, Dallas Mavericks vs. Detroit Pistons
December 14	NBA Mexico City Games 2019, San Antonio Spurs vs. Phoenix Suns

2020

January 5	10-day contracts may now be signed
January 10	All contracts are guaranteed for the remainder of the season
January 15	Last day to sign NBA Two-Way contracts
January 24	NBA Paris Game 2020, Charlotte Hornets vs. Milwaukee Bucks
February 6	NBA Trade Deadline (3 p.m. ET)
February 14-16	NBA All-Star 2020 (Chicago, IL)
March 1	Playoff Eligibility Waiver Deadline
April 15-18	Portsmouth Invitational Tournament (Portsmouth, VA)
April 15	Regular Season ends
April 17	Rosters set for NBA Playoffs 2020 (3 p.m. ET)
April 18	NBA Playoffs 2020 begin
April 26	NBA Early Entry Eligibility Deadline (11:59 p.m. ET)
May 4-5	Conference Semifinals begin (possible move up to May 2-3)
May 19	NBA Draft Lottery 2020 (Chicago)
May 19-20	Conference Finals begin (possible move up to May 17-18)
May 21-24	NBA Draft Combine 2020 (Chicago)
June 4	NBA Finals 2020 begin
June 15	NBA Draft Early Entry Entrant Withdrawal Deadline (5 p.m. ET)
June 21	The Finals 2020 latest possible date
June 25	NBA Draft 2020

2019-20 OFFICIALS ROSTER

3	Buchert, Nick	24	Scott, Kevin	44	Nansel, Brett	66	Workman, Haywoode
4	Wright, Sean	25	Brothers, Tony	45	Forte, Brian	67	Adair, Brandon
5	Fitzgerald, Kane	26	Fraher, Pat	46	Taylor, Ben	68	Goble, Jacyn
6	Brown, Tony	27	Ervin, Mitchell	47	Adams, Bennie	70	Random, Phenizee
7	Holtkamp-Sterling, Lauren	28	Dagher, Mousa	48	Foster, Scott	71	Mott, Rodney
8	Davis, Marc	29	Lindsay, Mark	49	Washington, Tom	72	Orr, J.T.
9	Sago, Natalie	30	Goble, John	50	Petrailtis, Gediminas	74	Blair, Curtis
11	Collins, Derrick	31	Wall, Scott	51	Smith, Aaron	77	Lane, Karl
12	Washington, CJ	32	Kogut, Marat	52	Twardoski, Scott	78	Scott, Evan
13	Moyer-Gleich, Ashley	33	Corbin, Sean	53	Butler, John		NON-STAFF OFFICIALS
14	Malloy, Ed	34	Cutler, Kevin	54	Acosta, Ray	79	Conley, John
15	Zarba, Zach	35	Goldenberg, Jason	55	Kennedy, Bill	80	Fahy, Kevin
16	Guthrie, David	36	Barnaky, Brent	56	Ayotte, Mark	81	Jeeks, Simone
17	Sterling, Jonathan	37	Dalen, Eric	58	Tiven, Josh	82	Mehta, Suyash
18	Boland, Matt	38	Smith, Michael	60	Williams, James	83	Nagy, Andy
19	Capers, James	39	Ford, Tyler	61	Kirkland, Courtney	84	Schroeder, Jenna
20	Richardson, Leroy	40	Wood, Leon	62	DeRosa, JB		
21	Taylor, Dedric	41	Mauer, Ken	63	Richardson, Derek		
22	Spooner, Bill	42	Lewis, Eric	64	Van Duynne, Justin		
23	Maddox, Tre	43	Mvers, Matt	65	Green, Nate		

NON-STAFF OFFICIALS

EASTERN CONFERENCE

ATLANTIC DIVISION

TEAM	W	L	PCT	GB	HOME	ROAD	LAST-10	STREAK
Toronto	58	24	.707	-	32-9	26-15	7-3	Won 2
Philadelphia	51	31	.622	7	31-10	20-21	4-6	Won 1
Boston	49	33	.598	9	28-13	21-20	6-4	Won 1
Brooklyn	42	40	.512	16	23-18	19-22	6-4	Won 3
New York	17	65	.207	41	9-32	8-33	3-7	Lost 1

CENTRAL DIVISION

TEAM	W	L	PCT	GB	HOME	ROAD	LAST-10	STREAK
Milwaukee	60	22	.732	-	33-8	27-14	7-3	Lost 1
Indiana	48	34	.585	12	29-12	19-22	4-6	Won 1
Detroit	41	41	.500	19	26-15	15-26	4-6	Won 2
Chicago	22	60	.268	38	9-32	13-28	2-8	Lost 3
Cleveland	19	63	.232	41	13-28	6-35	0-10	Lost 10

SOUTHEAST DIVISION

TEAM	W	L	PCT	GB	HOME	ROAD	LAST-10	STREAK
Orlando	42	40	.512	-	25-16	17-24	8-2	Won 4
Charlotte	39	43	.476	3	25-16	14-27	6-4	Lost 1
Miami	39	43	.476	3	19-22	20-21	4-6	Lost 1
Washington	32	50	.390	10	22-19	10-31	2-8	Lost 4
Atlanta	29	53	.354	13	17-24	12-29	5-5	Lost 3

WESTERN CONFERENCE

SOUTHWEST DIVISION

TEAM	W	L	PCT	GB	HOME	ROAD	LAST-10	STREAK
Houston	53	29	.646	-	31-10	22-19	8-2	Lost 1
San Antonio	48	34	.585	5	32-9	16-25	6-4	Won 3
Dallas	33	49	.402	20	24-17	9-32	5-5	Lost 1
Memphis	33	49	.402	20	21-20	12-29	4-6	Won 1
New Orleans	33	49	.402	20	19-22	14-27	3-7	Lost 1

NORTHWEST DIVISION

TEAM	W	L	PCT	GB	HOME	ROAD	LAST-10	STREAK
Denver	54	28	.659	-	34-7	20-21	5-5	Won 1
Portland	53	29	.646	1	32-9	21-20	8-2	Won 3
Utah	50	32	.610	4	29-12	21-20	8-2	Lost 1
Oklahoma City	49	33	.598	5	27-14	22-19	7-3	Won 5
Minnesota	36	46	.439	18	25-16	11-30	4-6	Lost 3

PACIFIC DIVISION

TEAM	W	L	PCT	GB	HOME	ROAD	LAST-10	STREAK
Golden State	57	25	.695	-	30-11	27-14	8-2	Lost 1
L.A. Clippers	48	34	.585	9	26-15	22-19	6-4	Won 1
Sacramento	39	43	.476	18	24-17	15-26	3-7	Lost 3
L.A. Lakers	37	45	.451	20	22-19	15-26	6-4	Lost 1
Phoenix	19	63	.232	38	12-29	7-34	2-8	Lost 2

2018-19 REGULAR SEASON WIN GRID

ATLANTIC DIVISION

	ATL	BOS	BKN	CHA	CHI	CLE	DAL	DEN	DET	GSW	HOU	IND	LAC	LAL	MEM	MIA	MIL	MIN	NOP	NYK	OKC	ORL	PHI	PHX	POR	SAC	SAS	TOR	UTA	WAS	
TOR	3	2	3	1	4	3	2	0	0	2	0	2	2	2	2	4	1	2	1	4	1	2	3	2	1	2	1	--	2	4	
PHI	1	1	2	4	3	2	1	1	3	1	1	3	2	2	1	2	1	2	2	4	1	2	--	2	0	1	1	1	1	2	2
BOS	4	--	2	2	2	4	1	0	3	1	0	3	0	1	2	3	1	2	2	3	2	0	3	1	0	2	0	2	0	3	
BKN	3	2	--	2	3	3	1	2	2	0	1	1	0	2	1	2	1	0	1	3	0	2	2	2	0	2	1	1	0	2	
NYK	3	1	1	1	2	0	1	0	0	0	0	0	0	2	1	0	1	0	1	--	0	1	0	0	0	0	1	0	0	1	

CENTRAL DIVISION

	ATL	BOS	BKN	CHA	CHI	CLE	DAL	DEN	DET	GSW	HOU	IND	LAC	LAL	MEM	MIA	MIL	MIN	NOP	NYK	OKC	ORL	PHI	PHX	POR	SAC	SAS	TOR	UTA	WAS
MIL	3	2	3	3	4	3	2	2	4	1	2	3	1	2	1	3	--	2	2	3	0	2	2	0	1	2	1	3	1	2
IND	4	1	2	2	4	3	1	1	3	0	0	--	1	1	1	3	1	1	2	4	1	1	1	2	0	1	1	1	2	3
DET	2	1	1	0	4	3	1	1	--	1	1	1	1	2	2	0	2	1	4	0	3	1	1	2	1	0	0	3	0	2
CHI	2	1	1	1	--	3	0	0	0	0	0	0	0	0	2	1	0	0	0	1	1	2	1	2	0	0	1	0	0	3
CLE	1	0	1	1	1	--	0	0	1	0	1	1	0	1	1	0	1	0	0	3	0	1	1	1	0	0	0	1	0	2

SOUTHEAST DIVISION

	ATL	BOS	BKN	CHA	CHI	CLE	DAL	DEN	DET	GSW	HOU	IND	LAC	LAL	MEM	MIA	MIL	MIN	NOP	NYK	OKC	ORL	PHI	PHX	POR	SAC	SAS	TOR	UTA	WAS
ORL	4	3	1	2	2	2	1	0	1	1	1	3	0	2	1	3	1	1	2	3	0	--	2	1	0	0	1	2	1	1
CHA	3	2	2	--	2	3	0	1	4	0	0	1	0	0	2	2	1	1	1	2	0	2	0	2	0	1	2	2	0	3
MIA	1	1	2	2	2	4	2	0	2	1	1	0	1	0	2	--	1	0	2	3	1	1	1	1	2	0	2	0	1	3
WAS	2	0	2	1	1	2	1	1	1	0	1	1	1	1	1	1	1	1	1	1	3	1	1	2	1	1	0	0	0	--
ATL	--	0	0	1	2	2	2	1	1	1	0	0	1	1	1	3	1	2	2	1	1	0	3	2	0	0	0	0	1	2

SOUTHWEST DIVISION

	ATL	BOS	BKN	CHA	CHI	CLE	DAL	DEN	DET	GSW	HOU	IND	LAC	LAL	MEM	MIA	MIL	MIN	NOP	NYK	OKC	ORL	PHI	PHX	POR	SAC	SAS	TOR	UTA	WAS
HOU	2	2	1	2	2	1	2	3	1	3	--	2	1	3	3	1	0	1	2	2	1	1	1	3	1	4	3	2	2	1
SAS	2	2	1	0	1	2	4	2	2	1	1	2	3	2	0	1	3	3	1	2	1	1	1	3	2	0	--	1	1	2
DAL	1	1	1	2	2	2	--	0	1	2	2	1	2	0	1	0	0	2	1	1	3	1	1	2	2	0	0	0	1	1
MEM	1	0	1	0	0	1	3	1	0	1	1	1	1	2	--	0	1	2	2	1	1	1	1	2	2	1	2	0	3	1
NOP	0	0	1	1	2	2	3	2	1	0	2	0	2	1	2	0	0	2	--	1	2	0	0	2	0	3	1	1	1	1

NORTHWEST DIVISION

	ATL	BOS	BKN	CHA	CHI	CLE	DAL	DEN	DET	GSW	HOU	IND	LAC	LAL	MEM	MIA	MIL	MIN	NOP	NYK	OKC	ORL	PHI	PHX	POR	SAC	SAS	TOR	UTA	WAS
DEN	1	2	0	1	2	2	3	--	1	1	1	1	3	2	2	2	0	4	2	2	4	2	1	3	3	3	2	2	1	1
POR	2	2	2	2	2	2	1	1	2	2	2	3	2	2	0	1	3	3	2	0	2	2	3	3	--	2	2	1	2	1
UTA	1	2	2	2	2	3	3	2	1	2	0	2	2	1	1	1	3	3	2	0	1	0	4	2	4	3	2	0	--	2
OKC	1	0	2	2	1	2	1	0	2	1	3	1	2	2	2	1	2	1	2	2	--	2	1	4	4	1	1	1	4	1
MIN	0	0	2	1	2	2	1	0	0	1	2	1	1	3	2	2	0	--	2	2	3	1	0	2	1	2	1	0	1	1

PACIFIC DIVISION

	ATL	BOS	BKN	CHA	CHI	CLE	DAL	DEN	DET	GSW	HOU	IND	LAC	LAL	MEM	MIA	MIL	MIN	NOP	NYK	OKC	ORL	PHI	PHX	POR	SAC	SAS	TOR	UTA	WAS	
GSW	2	1	2	2	2	2	2	3	1	--	1	2	3	3	3	1	1	3	3	2	2	1	1	3	3	2	4	1	0	2	2
LAC	1	2	2	2	2	2	2	1	1	1	2	1	--	2	3	1	1	2	1	2	2	2	0	4	1	4	2	0	1	1	
LAL	1	1	0	2	2	1	3	1	1	1	1	1	2	--	1	2	0	1	3	0	1	0	0	3	2	3	1	0	2	1	
SAC	2	0	0	1	2	2	3	0	2	0	0	0	1	1	3	2	0	2	1	2	3	2	1	3	1	--	3	0	1	1	
PHX	0	1	0	0	0	1	2	1	0	1	0	0	0	0	1	1	1	2	1	2	2	0	1	0	--	0	1	1	0	0	

2018-19 NBA TEAM STATISTICS

FINAL TEAM STATISTICS

TEAM	POINTS PER GAME		FIELD GOAL PERCENTAGE		TURNOVERS PER GAME		REBOUND PERCENTAGES			BELOW 100 PTS.		OVERTIME GAMES		3 PTS. OR LESS		10 PTS. OR MORE	
	OWN	OPP.	OWN	OPP.	OWN	OPP.	OFF.	DEF.	TOT.	OWN	OPP.	W	L	W	L	W	L
Atlanta	113.3	119.4	.451	.473	17.0	15.0	.247	.764	.506	11	5	3	1	9	6	7	31
Boston	112.4	108.0	.465	.448	12.8	15.1	.216	.770	.493	9	20	4	0	5	6	24	12
Brooklyn	112.2	112.3	.449	.456	15.1	13.5	.238	.764	.501	13	14	5	2	12	8	16	22
Charlotte	110.7	111.8	.448	.470	12.2	13.5	.217	.771	.494	14	16	1	4	6	10	21	20
Chicago	104.9	113.4	.453	.473	14.1	13.3	.194	.773	.483	27	14	3	2	8	8	9	31
Cleveland	104.5	114.1	.444	.495	13.5	12.5	.237	.770	.503	31	9	0	1	5	4	6	43
Dallas	108.9	110.1	.447	.459	14.2	13.0	.227	.775	.501	13	15	1	3	7	7	12	22
Denver	110.7	106.7	.466	.458	13.4	13.5	.266	.780	.523*	12	27	2	0	13	3	23	11
Detroit	107.0	107.3	.440	.469	13.8	14.1	.248	.787	.517	20	19	5	2	6	9	16	21
Golden State	117.7	111.2	.491*	.444	14.3	13.5	.225	.771	.498	8	10	0	5	7	7	34	10
Houston	113.9	109.1	.449	.466	13.3	15.0	.228	.744	.486	12	17	2	4	5	7	29	12
Indiana	108.0	104.7*	.475	.450	13.7	15.7	.219	.762	.491	22	28	1	0	6	6	23	16
L.A. Clippers	115.1	114.3	.471	.457	14.5	13.2	.220	.760	.490	9	8	5	1	6	2	23	18
L.A. Lakers	111.8	113.5	.470	.452	15.7	14.2	.222	.764	.493	11	7	2	2	5	4	16	25
Memphis	103.5	106.1	.450	.451	14.0	15.2	.200	.776	.488	37	22	3	4	6	9	14	19
Miami	105.7	105.9	.450	.441	14.7	14.1	.248	.776	.512	24	25	1	1	6	9	16	20
Milwaukee	118.1*	109.3	.476	.433*	13.9	13.4	.208	.803*	.506	5	21	1	3	5	6	45	5
Minnesota	112.5	114.0	.456	.467	13.1	14.7	.246	.749	.498	8	13	3	3	8	5	19	22
New Orleans	115.4	116.8	.473	.466	14.8	13.6	.241	.768	.505	8	7	1	2	4	6	15	20
New York	104.6	113.8	.433	.467	14.0	13.2	.221	.761	.491	29	5	2	1	4	7	6	41
Oklahoma City	114.5	111.1	.454	.460	14.0	16.7*	.260	.782	.521	11	11	2	3	6	7	23	12
Orlando	107.3	106.6	.454	.456	13.2	13.0	.220	.797	.508	25	22	1	3	5	6	21	21
Philadelphia	115.2	112.5	.471	.455	14.9	12.7	.245	.786	.516	7	12	2	3	10	8	22	16
Phoenix	107.5	116.8	.459	.482	15.6	15.7	.205	.725	.465	23	6	3	3	5	5	5	40
Portland	114.7	110.5	.467	.457	13.8	12.4	.266*	.779	.522	8	16	4	2	4	6	29	8
Sacramento	114.2	115.3	.464	.466	13.4	15.9	.231	.755	.493	7	10	0	2	6	7	16	18
San Antonio	111.7	110.0	.478	.463	12.1*	12.2	.210	.794	.502	13	19	3	1	7	4	25	16
Toronto	114.4	108.4	.474	.449	14.0	14.9	.219	.771	.495	9	15	4	3	11	7	33	9
Utah	111.7	106.5	.468	.452	15.1	13.9	.229	.803	.516	14	26	0	2	0	7	34	12
Washington	114.0	116.9	.468	.480	14.1	15.8	.213	.741	.477	9	10	3	4	5	6	14	23
COMPOSITE:	111.2		.461		14.1		.229	.771		449	449	67		192		596	

REBOUND PERCENTAGES

OFF. (Percentage of a given team's missed shots which that team rebounds)

DEF. (Percentage of opponents' missed shots which a given team rebounds)

TOT. (Average of offensive and defensive rebound percentages)

* League Leader

TEAM'S STATISTICS (PER GAME RANK WITHIN LEAGUE)

	ATL	BOS	BKN	CHA	CHI	CLE	DAL	DEN	DET	GSW	HOU	IND	LAC	LAL	MEM	MIA	MIL	MIN	NOP	NYK	OKC	ORL	PHI	PHX	POR	SAC	SAS	TOR	UTA	WAS
PTS	12	14	15	19	27	29	21	20	25	2	11	22	5	16	30	26	1	13	3	28	7	24	4	23	6	9	18	8	17	10
FG%	21	14	25	26	20	28	27	13	29	1	24	4	7	9	23	22	3	17	6	30	19	18	8	16	12	15	2	5	10	11
FT%	21	4	24	6	11	7	25	20	23	5	9	22	8	29	15	30	14	10	18	19	28	12	16	13	2	27	1	3	26	17
3FG%	16	7	14	18	19	13	27	17	23	3	12	5	2	29	25	21	15	20	24	28	22	11	8	30	9	4	1	6	10	26
OREB	4	20	10	19	30	12	16	2	5	21	14	25	22	15	29	7	25	6	8	13	1	17	11	28	3	9	27	24	18	23
DREB	18	16	10	10	21	28	14	17	24	3	29	23	8	4	26	15	1	25	6	20	11	13	2	30	7	19	12	9	5	27
REB	12	22	7	23	25	26	16	8	18	11	28	24	13	6	29	10	1	19	5	20	2	15	4	30	3	14	21	17	9	27
AST	10	5	21	24	27	29	22	2	26	1	28	9	18	11	19	17	7	15	3	30	23	12	4	20	25	14	16	13	8	6
STL	11	4	27	21	20	28	29	13	22	15	5	3	23	16	6	14	17	7	18	24	1	26	19	2	25	10	30	9	12	7
TO	30	3	26	2	19	9	20	8	11	21	6	10	22	29	15	23	13	4	24	17	14	5	25	28	11	7	1	16	27	18
BLK	14	10	28	18	26	30	26	24	29	1	18	20	22	8	4	4	2	17	7	13	12	6	11	15	16	24	21	9	3	23
PF	29	12	23	3	9	6	8	7	6	22	25	4	28	13	24	15	5	10	19	16	27	2	20	29	11	21	1	17	18	13
DQ	23	5	28	23	19	16	4	16	12	10	5	5	16	14	27	2	13	23	10	29	29	5	5	23	22	19	3	19	1	14

OPPONENT'S STATISTICS (PER GAME RANK WITHIN LEAGUE)

	ATL	BOS	BKN	CHA	CHI	CLE	DAL	DEN	DET	GSW	HOU	IND	LAC	LAL	MEM	MIA	MIL	MIN	NOP	NYK	OKC	ORL	PHI	PHX	POR	SAC	SAS	TOR	UTA	WAS		
PTS	30	8	18	17	20	24	13	6	7	16	10	1	25	21	3	2	11	23	27	22	15	5	19	28	14	26	12	9	4	29		
FG%	26	4	12	25	27	30	16	15	24	3	19	6	14	9	7	2	1	23	21	22	17	11	10	29	13	20	18	5	8	28		
FT%	8	12	22	30	10	19	25	21	5	23	16	7	24	28	29	18	1	15	11	14	9	27	17	4	20	21	6	13	21	26		
3FG%	19	6	3	23	26	30	7	1	9	11	2	14	5	13	21	17	22	29	25	24	16	10	4	28	20	12	18	8	15	27		
OREB	19	16	24	12	11	6	14	7	3	21	23	17	28	27	5	13	9	26	22	20	8	2	10	30	15	25	4	18	1	29		
DREB	21	22	18	25	28	13	14	2	12	5	10	3	11	23	17	7	20	9	16	30	26	24	4	19	1	29	15	8	6	27		
REB	23	22	24	21	25	8	14	1	6	10	16	5	19	26	12	9	15	17	20	29	18	11	4	29	2	30	7	13	2	28		
AST	30	8	10	26	22	24	14	16	8	12	7	13	11	21	6	4	19	27	29	23	20	2	5	25	3	17	18	15	1	28		
STL	30	2	22	4	9	6	23	14	5	19	19	11	13	25	26	18	15	3	1	28	11	24	7	21	29	10	16	8	17	20	12	
TO	8	7	20	17	12	28	25	17	14	19	9	5	24	12	6	13	21	11	16	23	1	26	27	4	29	2	30	10	15	3		
BLK	24	2	22	29	28	27	6	14	17	1	8	21	30	20	13	11	12	25	23	26	16	5	4	15	18	18	3	6	9	10		
PF	5	26	7	18	30	28	2	20	11	27	24	23	1	15	9	22	21	8	13	14	3	29	6	17	16	10	25	19	4	12		
DQ	7	17	7	21	22	19	5	10	2	29	30	25	1	25	17	14	25	7	10	10	22	14	25	5	14	4	19	10	19	3	10	



2018-19 FINAL TEAM STATISTICS

TEAM	G	FIELD GOALS			3-PT. F.G.'S			FREE THROWS			REBOUNDS			MISCELLANEOUS						SCORING	
		MADE	ATT.	PCT.	MADE	ATT.	PCT.	MADE	ATT.	PCT.	OFF.	DEF.	TOT.	AST	PF	DQ	STL	TO	BLK	PTS	AVG.
Milw.	82	3555	7471	.476	1105	3134	.353	1471	1904	.773	762	3316	4078	2136	1608	9	615	1137	486	9686	118.1
G.S.	82	3612	7361	.491	1087	2824	.385	1339	1672	.801	797	2990	3787	2413	1757	7	625	1169	525	9650	117.7
N.O.	82	3581	7563	.473	842	2449	.344	1462	1921	.761	909	2969	3878	2216	1732	7	610	1215	441	9466	115.4
Phil.	82	3407	7233	.471	889	2474	.359	1742	2258	.771	892	3025	3917	2207	1745	6	606	1223	432	9445	115.2
LA-C	82	3384	7178	.471	821	2118	.388	1853	2340	.792	796	2936	3732	1970	1913	11	561	1193	385	9442	115.1
Port.	82	3470	7427	.467	904	2520	.359	1558	1914	.814	967	2968	3935	1887	1669	14	546	1135	413	9402	114.7
OKC.	82	3497	7706	.454	932	2677	.348	1461	2049	.713	1031	2911	3942	1917	1839	20	766	1145	425	9387	114.5
Tor.	82	3460	7305	.474	1015	2771	.366	1449	1803	.804	786	2920	3706	2085	1724	12	680	1150	437	9384	114.4
Sac.	82	3541	7637	.464	927	2455	.378	1354	1865	.726	906	2819	3725	2083	1751	12	679	1095	363	9363	114.2
Wash.	82	3456	7387	.468	930	2731	.341	1508	1963	.768	794	2679	3473	2154	1701	10	683	1154	379	9350	114.0
Hou.	82	3218	7163	.449	1323	3721	.356	1582	2001	.791	836	2613	3449	1741	1803	6	700	1094	405	9341	113.9
Atl.	82	3392	7524	.451	1067	3034	.352	1443	1918	.752	955	2825	3780	2118	1932	16	675	1397	419	9294	113.3
Minn.	82	3413	7483	.456	827	2357	.351	1570	1995	.787	923	2750	3673	2018	1664	16	683	1074	411	9223	112.5
Bos.	82	3451	7423	.465	1032	2829	.365	1282	1598	.802	804	2849	3653	2155	1670	6	706	1052	435	9216	112.4
Bkn.	82	3301	7358	.449	1047	2656	.353	1555	2088	.745	900	2919	3819	1954	1763	18	539	1236	339	9204	112.2
LA-L	82	3491	7425	.470	847	2541	.333	1336	1910	.699	835	2985	3820	2096	1701	10	618	1284	440	9165	111.8
Utah	82	3314	7082	.468	993	2789	.356	1540	2092	.736	820	2981	3801	2313	1728	2	663	1240	483	9161	111.7
S.A.	82	3468	7248	.478	812	2071	.392	1408	1720	.819	757	2910	3667	2013	1487	4	501	992	386	9156	111.7
Cha.	82	3297	7362	.448	977	2783	.351	1510	1895	.797	814	2778	3592	1905	1550	16	591	1001	405	9081	110.7
Den.	82	3439	7384	.466	903	2571	.351	1294	1714	.755	972	2832	3804	2245	1644	11	634	1102	363	9075	110.7
Dal.	82	3182	7122	.447	1022	3002	.341	1541	2076	.742	832	2884	3716	1918	1650	5	533	1167	351	8927	108.9
Ind.	82	3390	7135	.475	779	2081	.374	1298	1727	.752	762	2766	3528	2128	1594	6	713	1122	404	8857	108.0
Phoe.	82	3289	7164	.459	790	2400	.329	1447	1858	.779	748	2563	3311	1957	1932	16	735	1279	418	8815	107.5
Orl.	82	3316	7307	.454	937	2633	.356	1231	1575	.782	822	2902	3724	2095	1526	6	543	1082	445	8800	107.3
Det.	82	3185	7238	.440	993	2854	.348	1415	1893	.747	936	2752	3688	1845	1811	8	569	1135	331	8778	107.0
Miami	82	3251	7218	.450	928	2658	.349	1238	1782	.695	921	2879	3800	1991	1712	3	627	1208	448	8668	105.7
Chi.	82	3266	7205	.453	745	2123	.351	1328	1695	.783	718	2799	3517	1796	1663	12	603	1159	351	8605	104.9
N.Y.	82	3134	7241	.433	823	2421	.340	1484	1956	.759	857	2811	3668	1646	1713	20	557	1151	422	8575	104.6
Clev.	82	3189	7184	.444	847	2388	.355	1342	1694	.792	879	2619	3498	1698	1642	11	534	1106	195	8567	104.5
Mem.	82	3113	6924	.450	811	2368	.342	1453	1882	.772	723	2703	3426	1963	1801	17	684	1147	448	8490	103.5

2018-19 FINAL OPPONENT STATISTICS

TEAM	FIELD GOALS			3-PT. F.G.'S			FREE THROWS			REBOUNDS			MISCELLANEOUS						SCORING	
	MADE	ATT.	PCT.	MADE	ATT.	PCT.	MADE	ATT.	PCT.	OFF.	DEF.	TOT.	AST	PF	DQ	STL	TO	BLK	PTS	AVG DIFF
Ind.	3177	7059	.450	932	2633	.354	1298	1718	.756	862	2718	3580	2006	1642	6	608	1284	425	8584	104.7 +3.3
Miami	3141	7116	.441	973	2717	.358	1432	1861	.769	831	2792	3623	1913	1652	10	612	1159	389	8687	105.9 -0.2
Mem.	3083	6836	.451	951	2639	.360	1586	2023	.784	781	2883	3664	1920	1758	9	625	1249	402	8703	106.1 -2.6
Utah	3276	7253	.452	806	2273	.355	1372	1822	.753	733	2762	3495	1770	1835	19	695	1136	376	8730	106.5 +5.3
Orl.	3274	7185	.456	858	2475	.347	1336	1717	.778	739	2922	3661	1892	1537	6	575	1064	362	8742	106.6 +0.7
Den.	3246	7084	.458	887	2618	.339	1372	1822	.753	799	2685	3484	2016	1675	11	610	1109	407	8751	106.7 +0.0
Det.	3271	6969	.469	786	2278	.345	1470	1947	.755	747	2834	3581	1940	1748	23	566	1153	419	8798	107.3 -0.2
Bos.	3239	7222	.448	944	2748	.344	1430	1872	.764	852	2912	3764	1940	1602	9	556	1241	317	8852	108.0 +4.0
Tor.	3302	7352	.449	882	2559	.345	1399	1829	.765	867	2804	3671	2012	1683	8	622	1225	368	8885	108.4 +6.1
Hou.	3313	7106	.466	831	2444	.340	1493	1944	.768	899	2825	3724	1929	1640	4	607	1232	369	8950	109.1 +4.8
Milw.	3322	7669	.433	1073	2976	.361	1242	1694	.733	813	2902	3715	2031	1653	6	557	1096	395	8959	109.3 +8.9
S.A.	3404	7354	.463	961	2678	.359	1249	1654	.755	756	2844	3600	2025	1611	11	589	999	332	9018	110.0 +1.7
Dal.	3357	7315	.459	918	2667	.344	1400	1802	.777	836	2840	3676	2011	1905	13	643	1065	368	9032	110.1 -1.3
Port.	3371	7384	.457	878	2443	.359	1438	1868	.770	842	2670	3512	1906	1699	15	603	1014	420	9058	110.5 +4.2
OKC.	3343	7272	.460	922	2592	.356	1500	1971	.761	811	2936	3747	2039	1844	10	672	1372	415	9108	111.1 +3.4
G.S.	3315	7471	.444	955	2753	.347	1535	1987	.773	886	2750	3636	1989	1601	5	630	1105	295	9120	111.2 +6.5
Cha.	3436	7311	.470	992	2748	.361	1307	1660	.787	825	2931	3756	2133	1686	7	565	1109	492	9171	111.8 -1.1
Bkn.	3460	7581	.456	848	2486	.341	1442	1872	.770	902	2889	3791	1944	1807	12	638	1104	432	9210	112.3 -0.1
Phil.	3418	7506	.455	843	2464	.342	1545	2011	.768	823	2743	3566	1917	1816	13	634	1045	336	9224	112.5 +2.7
Chi.	3464	7316	.473	990	2709	.365	1377	1805	.763	824	2984	3808	2094	1534	7	600	1092	473	9295	113.4 -8.4
LA-L	3438	7610	.452	971	2784	.349	1459	1862	.784	924	2918	3842	2053	1706	6	683	1167	421	9306	113.5 -1.7
N.Y.	3434	7352	.467	969	2673	.363	1493	1948	.766	881	3016	3897	2098	1708	7	607	1084	458	9330	113.8 -9.2
Minn.	3452	7386	.467	1041	2752	.378	1401	1827	.767	921	2822	3743	2145	1795	12	539	1209	455	9346	114.0 +1.5
Clev.	3539	7148	.495	984	2590	.380	1293	1680	.770	782	2835	3617	2107	1592	8	568	1022	459	9355	114.1 -9.6
LA-C	3423	7490	.457	849	2477	.343	1677	2159	.777	925	2826	3751	1976	1969	28	677	1081	498	9372	114.3 +0.9
Sac.	3465	7430	.466	986	2837	.348	1539	1998	.770	917	3015	3932	2024	1753	8	618	1304	420	9455	115.3 -1.1
N.O.	3549	7610	.466	1006	2766	.364	1471	1926	.764	898	2855	3753	2174	1722	11	702	1113	445	9575	116.8 -1.3
Phoe.	3482	7230	.482	912	2454	.372	1075	2263	.753	971	2897	3868	2126	1694	10	737	1285	411	9581	116.8 -9.9
Wash.	3560	7424	.480	994	2689	.370	1474	1895	.778	936	2939	3875	2151	1741	11	631	1292	378	9588	116.9 +2.9
Atl.	3508	7417	.473	1013	2820	.359	1759	2321	.758	871	2904	3775	2202	1817	12	610	1234	448	9788	119.4 -6.9

2018-19 NBA HIGH-LOW / 2018-19 NBA ATTENDANCE

SINGLE GAME HIGHS - PLAYERS

Minutes	56	LaVine, CHI at ATL, 3/1 (4 OT)
Minutes	56	Young, ATL vs. CHI, 3/1 (4 OT)
Minutes	48	(4 times) Trent Jr., POR vs. SAC, 4/10
Field Goals	21	Walker, CHA vs. PHI, 11/17 (OT)
Field Goals	20	(3 times) Aldridge, SAS at BOS, 3/24
FG Attempts	39	Harden, HOU at MEM, 3/20 (OT)
FG Attempts	38	Harden, HOU at NYK, 1/23
3-Pt. Field Goals	14	Thompson, GSW at CHI, 10/29
3-Pt. FG Attempts	24	Thompson, GSW at CHI, 10/29
Free Throws	22	Harden, HOU at NYK, 1/23
FT Attempts	27	Harden, HOU vs. MEM, 12/31
Off. Rebounds	12	Capela, HOU at DET, 11/23 (OT)
Off. Rebounds	12	McGee, LAL vs. BKN, 3/22
Def. Rebounds	23	Valanciunas, MEM at ORL, 3/22 (OT)
Def. Rebounds	22	Gobert, UTA vs. DET, 1/14
Rebounds	27	Towns, MIN vs. NOP, 1/12
Assists	24	Westbrook, OKC at SAS, 1/10 (20T)
Assists	21	Westbrook, OKC vs. LAL, 4/2
Steals	8	Irving, BOS vs. MIA, 1/21
Turnovers	11	Harden, HOU at WAS, 11/26 (OT)
Turnovers	11	(Twice) Towns, MIN vs. MIA, 4/5
Blocks	9	(Twice) Robinson, NYK vs. ORL, 11/11
Points	61	(Twice) Harden, HOU vs. SAS, 3/22

SINGLE GAME HIGHS & LOWS - TEAMS

Field Goals	61	Atlanta, vs. CHI, 3/1 (4 OT)
Field Goals	59	New Orleans, vs. SAS, 11/19
Fewest Field Goals	25	(3 times) LA Clippers, at MEM, 12/5
FG Attempts	123	Atlanta, vs. CHI, 3/1 (4 OT)
FG Attempts	114	Brooklyn, vs. MIA, 4/10
Fewest FG Attempts	64	Phoenix, vs. MEM, 11/4
Field Goal Pct.	.649	San Antonio, at ORL, 12/19
Lowest Field Goal %	.278	Detroit, at BKN, 3/11
3-Pt. Field Goals	27	Houston, vs. PHO, 4/7
3-Pt. FG Attempts	70	Houston, vs. BKN, 1/16 (OT)
3-Pt. FG Attempts	61	Houston, at SAC, 4/2
3-Pt. FG Pct.	.842	San Antonio, vs. OKC, 1/10 (2 OT)
3-Pt. FG Pct.	.783	LA Clippers, at GSW, 12/23
Free Throws	44	Philadelphia, vs. DET, 11/3
Fewest Free Throws	2	Miami, vs. ORL, 12/4
FT Attempts	54	(Twice) Brooklyn, at ATL, 3/9
Fewest FT Attempts	4	Denver, at SAS, 3/4
Free Throw Pct.	1.000	(37 times) Orlando, at BOS, 4/7
Lowest Free Throw %	.263	Miami, at DET, 1/18
Off. Rebounds	26	(Twice) Philadelphia, at ATL, 4/3
Fewest Off. Rebounds	1	Chicago, at ORL, 12/13
Def. Rebounds	55	Milwaukee, at MIN, 10/26
Fewest Def. Rebounds	18	Phoenix, vs. LAC, 1/4
Rebounds	71	Milwaukee, at ATL, 3/31 (OT)
Rebounds	68	Brooklyn, vs. MIA, 4/10
Fewest Rebounds	22	Cleveland, vs. MIA, 1/2
Assists	42	Golden State, vs. SAS, 2/6
Fewest Assists	10	(3 times) Houston, at NYK, 1/23
Personal Fouls	38	Atlanta, vs. LAC, 11/19
Fewest Personal Fouls	9	(Twice) Portland, at ATL, 3/29
Steals	20	Miami, vs. ATL, 11/27
Turnovers	29	Dallas, at OKC, 12/31
Fewest Turnovers	3	(4 times) Dallas, at UTA, 2/23
Blocks	19	Memphis, vs. NYK, 11/25
Points	168	Chicago, at ATL, 3/1 (4 OT)
Points	149	(5 times) Houston, vs. PHO, 4/7
Fewest Points	68	Utah, at DAL, 11/14

2018-19 ATTENDANCE

		HOME ATTENDANCE		
TEAM	G	ATTEN.	AVG.	
Atlanta Hawks	41	630,440	15,377	
Boston Celtics	41	763,584	18,624	
Brooklyn Nets	41	612,597	14,941	
Charlotte Hornets	41	676,570	16,502	
Chicago Bulls	41	823,475	20,085	
Cleveland Cavaliers	41	793,337	19,350	
Dallas Mavericks	41	820,569	20,014	
Denver Nuggets	41	756,457	18,450	
Detroit Pistons	41	675,963	16,487	
Golden State Warriors	41	803,436	19,596	
Houston Rockets	41	740,392	18,058	
Indiana Pacers	41	689,310	16,812	
LA Clippers	41	710,327	17,325	
Los Angeles Lakers	41	778,877	18,997	
Memphis Grizzlies	41	638,332	15,569	
Miami Heat	41	805,264	19,641	
Milwaukee Bucks	41	721,692	17,602	
Minnesota Timberwolves	41	627,543	15,306	
New Orleans Pelicans	41	656,183	16,004	
New York Knickerbockers	41	779,087	19,002	
Oklahoma City Thunder	41	746,350	18,204	
Orlando Magic	41	720,024	17,562	
Philadelphia 76ers	41	838,564	20,453	
Phoenix Suns	41	627,023	15,293	
Portland Trail Blazers	41	799,346	19,496	
Sacramento Kings	41	700,975	17,097	
San Antonio Spurs	41	750,616	18,308	
Toronto Raptors	41	812,822	19,825	
Utah Jazz	41	732,240	17,860	
Washington Wizards	41	716,996	17,488	
TOTALS	1230	21,948,390	17,844	

		ROAD ATTENDANCE		
TEAM	G	ATTEN.	AVG.	
Atlanta Hawks	41	729,237	17,786	
Boston Celtics	41	765,533	18,672	
Brooklyn Nets	41	741,515	18,086	
Charlotte Hornets	41	723,570	17,648	
Chicago Bulls	41	730,710	17,822	
Cleveland Cavaliers	41	722,921	17,632	
Dallas Mavericks	41	741,033	18,074	
Denver Nuggets	41	716,494	17,475	
Detroit Pistons	41	730,583	17,819	
Golden State Warriors	41	770,397	18,790	
Houston Rockets	41	734,766	17,921	
Indiana Pacers	41	732,774	17,873	
LA Clippers	41	706,573	17,233	
Los Angeles Lakers	41	773,355	18,862	
Memphis Grizzlies	41	720,763	17,580	
Miami Heat	41	745,217	18,176	
Milwaukee Bucks	41	747,607	18,234	
Minnesota Timberwolves	41	723,775	17,653	
New Orleans Pelicans	41	724,356	17,667	
New York Knickerbockers	41	720,226	17,566	
Oklahoma City Thunder	41	732,517	17,866	
Orlando Magic	41	724,048	17,660	
Philadelphia 76ers	41	733,699	17,895	
Phoenix Suns	41	737,301	17,983	
Portland Trail Blazers	41	735,976	17,951	
Sacramento Kings	41	705,164	17,199	
San Antonio Spurs	41	712,647	17,382	
Toronto Raptors	41	747,839	18,240	
Utah Jazz	41	718,204	17,517	
Washington Wizards	41	717,896	17,510	
TOTALS	1230	21,966,696	17,859	



POINTS PER GAME

	G	FG	FT	PTS	AVG
Harden, Hou.	78	843	754	2818	36.1
George, OKC.	77	707	453	2159	28.0
Antetokounmpo, Mil.	72	721	500	1994	27.7
Embiid, Phi.	64	580	522	1761	27.5
Curry, G.S.	69	632	263	1881	27.3
Leonard, Tor.	60	560	364	1596	26.6
Booker, Pho.	64	586	393	1700	26.6
Durant, G.S.	78	721	448	2027	26.0
Lillard, Por.	80	681	468	2067	25.8
Walker, Cha.	82	731	380	2102	25.6

REBOUNDS PER GAME

	G	OFF	DEF	TOT	AVG
Drummond, Det.	79	423	809	1232	15.6
Embiid, Phi.	64	160	711	871	13.6
Jordan, Dal.-N.Y.	69	225	677	902	13.1
Gobert, Utah	81	309	732	1041	12.9
Capela, Hou.	67	298	550	848	12.7
Antetokounmpo, Mil.	72	159	739	898	12.5
Towns, Min.	77	263	691	954	12.4
Vucevic, Orl.	80	224	736	960	12.0
Whiteside, Mia.	72	257	560	817	11.3
Westbrook, OKC.	73	109	698	807	11.1

ASSISTS PER GAME

	G	AST	AVG
Westbrook, OKC	73	784	10.7
Lowry, Tor.	65	564	8.7
Paul, Hou.	58	473	8.2
Young, Atl.	81	653	8.1
Holiday, N.O.	67	518	7.7
B. Simmons, Phi.	79	610	7.7
Harden, Hou.	78	586	7.5
Fox, Sac.	81	590	7.3
Jokic, Den.	80	580	7.3
Russell, Bkn.	81	563	7.0

STEALS PER GAME

	G	STL	AVG
George, OKC	77	170	2.21
Harden, Hou.	78	158	2.03
Paul, Hou.	58	114	1.97
Westbrook, OKC.	73	142	1.95
Butler, Min.-Phi.	65	123	1.89
Smart, Bos.	80	143	1.79
Leonard, Tor.	60	106	1.77
Drummond, Det.	79	136	1.72
Fox, Sac.	81	133	1.64
Holiday, N.O.	67	109	1.63

BLOCKS PER GAME

	G	BLK	AVG
Turner, Ind.	74	199	2.69
Robinson, N.Y.	66	161	2.44
Gobert, Utah	81	187	2.31
Lopez, Mil.	81	179	2.21
McGee, LA-L	75	148	1.97
Embiid, Phi.	64	122	1.91
Whiteside, Mia.	72	136	1.89
Drummond, Det.	79	138	1.75
Towns, Min.	77	125	1.62
Antetokounmpo, Mil.	72	110	1.53

FIELD GOAL %

	FG	FGA	PCT
Gobert, Utah	476	712	.669
Capela, Hou.	474	732	.648
McGee, LA-L	400	641	.624
Bryant, Was.	309	502	.616
Harrell, LA-C	546	888	.615
Adams, OKC.	481	809	.595
Sabonis, Ind.	413	700	.590
Allen, Bkn.	335	568	.590
Favors, Utah	363	619	.586
Ayton, Pho.	509	870	.585

3-PT FIELD GOAL %

	3FG	3FGA	PCT
Harris, Bkn.	183	386	.474
Green, Tor.	198	435	.455
Curry, Por.	113	251	.450
Curry, G.S.	354	810	.437
Gallinari, LA-C	161	372	.433
Bertans, S.A.	145	338	.429
Hield, Sac.	278	651	.427
Brogdon, Mil.	104	244	.426
Forbes, S.A.	176	413	.426
Bogdanovic, Ind.	164	386	.425

FREE THROW %

	FT	FTA	PCT
Brogdon, Mil.	141	152	.928
Curry, G.S.	263	287	.916
Lillard, Por.	468	513	.912
Gallinari, LA-C	367	406	.904
Redick, Phi.	228	255	.894
Lamb, Cha.	231	260	.888
Green, Was.	183	206	.888
Hield, Sac.	171	193	.886
Durant, G.S.	448	506	.885
Hood, Cle.-Por.	137	155	.884

MINUTES PER GAME

	G	MIN	AVG
Beal, Was.	82	3028	36.9
George, OKC.	77	2841	36.9
Harden, Hou.	78	2867	36.8
Westbrook, OKC.	73	2630	36.0
Holiday, N.O.	67	2402	35.9
Lillard, Por.	80	2838	35.5
Booker, Pho.	64	2242	35.0
Griffin, Det.	75	2622	35.0
DeRozan, S.A.	77	2688	34.9
Walker, Cha.	82	2863	34.9

2019 NBA DRAFT

FIRST ROUND

1	New Orleans Pelicans	Zion Williamson	PF	Duke (Fr.)
2	Memphis Grizzlies	Ja Morant	PG	Murray State (So.)
3	New York Knicks	R.J. Barrett	SF	Duke (Fr.)
4	Los Angeles Lakers	De'Andre Hunter	SF	Virginia (So.)
5	Cleveland Cavaliers	Darius Garland	PG	Vanderbilt (Fr.)
6	Phoenix Suns	Jarrett Culver	SG	Texas Tech (So.)
7	Chicago Bulls	Coby White	PG	North Carolina (Fr.)
8	Atlanta Hawks	Jaxson Hayes	C	Texas (Fr.)
9	Washington Wizards	Rui Hachimura	PF	Gonzaga (Jr.)
10	Atlanta Hawks	Cam Reddish	SF	Duke (Fr.)
11	Minnesota Timberwolves	Cameron Johnson	SF	North Carolina (Sr.)
12	Charlotte Hornets	P.J. Washington	PF	Kentucky (So.)
13	Miami HEAT	Tyler Herro	SG	Kentucky (Fr.)
14	Boston Celtics	Romeo Langford	SF	Indiana (Fr.)
15	Detroit Pistons	Sekou Doumbouya	SF	Limoges (France)
16	Orlando Magic	Chuma Okeke	PF	Auburn (So.)
17	Brooklyn Nets	Nickeil Alexander-Walker	SG	Virginia Tech (So.)
18	Indiana Pacers	Goga Bitadze	C	KK Mega Leks (Serbia)
19	San Antonio Spurs	Luka Samanic	PF	KK Olimpija (Slovenia)
20	Boston Celtics	Matisse Thybulle	SF	Washington (Sr.)
21	Oklahoma City Thunder	Brandon Clarke	PF	Gonzaga (Jr.)
22	Boston Celtics	Grant Williams	SF	Tennessee (Jr.)
23	Utah Jazz	Darius Bazley	PF	Princeton High School (OH)
24	Philadelphia 76ers	Ty Jerome	PG	Virginia (Jr.)
25	Portland Trail Blazers	Nassir Little	SF	North Carolina (Fr.)
26	Cleveland Cavaliers	Dylan Windler	SF	Belmont (Sr.)
27	Brooklyn Nets	Mfiondu Kabengele	C	Florida State (So.)
28	Golden State Warriors	Jordan Poole	SG	Michigan (So.)
29	San Antonio Spurs	Keldon Johnson	SF	Kentucky (Fr.)
30	Milwaukee Bucks	Kevin Porter Jr.	SG	USC (Fr.)


SECOND ROUND

31	Brooklyn Nets	Nicolas Claxton	C	Georgia (So.)
32	Phoenix Suns	KZ Okpala	SF	Stanford (So.)
33	Philadelphia 76ers	Carsen Edwards	PG	Purdue (Jr.)
34	Philadelphia 76ers	Bruno Fernando	C	Maryland (So.)
35	Atlanta Hawks	Marcos Louzada Silva	SG	SESI Franca (Brazil)
36	Charlotte Hornets	Cody Martin	SF	Nevada (Sr.)
37	Dallas Mavericks	Deividas Sirvydis	SF	Vilnius Rytas (Lithuania)
38	Chicago Bulls	Daniel Gafford	PF	Arkansas (So.)
39	New Orleans Pelicans	Alen Smailagic	PF	Santa Cruz Warriors (NBA G League)
40	Sacramento Kings	Justin James	SG	Wyoming (Sr.)
41	Golden State Warriors	Eric Paschall	PF	Villanova (Sr.)
42	Philadelphia 76ers	Admiral Schofield	SF	Tennessee (Sr.)
43	Minnesota Timberwolves	Jaylen Nowell	SG	Washington (So.)
44	Miami HEAT	Bol Bol	C	Oregon (Fr.)
45	Detroit Pistons	Isaiah Roby	PF	Nebraska (Sr.)
46	Orlando Magic	Talen Horton-Tucker*	SG	Iowa State (Fr.)
47	Sacramento Kings	Iggy Brazdeikis	SF	Michigan (Fr.)
48	LA Clippers	Terance Mann	SG	Florida State (Sr.)
49	San Antonio Spurs	Quinnndary Weatherspoon	SG	Mississippi State (Sr.)
50	Indiana Pacers	Jarrell Brantley	PF	Charleston (Sr.)
51	Boston Celtics	Tremont Waters	PG	LSU (So.)
52	Charlotte Hornets	Jalen McDaniels	SF	San Diego State (So.)
53	Utah Jazz	Justin Wright-Foreman	PG	Hofstra (Sr.)
54	Philadelphia 76ers	Marial Shayok	SG	Iowa State (Sr.)
55	New York Knicks	Kyle Guy	SG	Virginia (Jr.)
56	LA Clippers	Jaylen Hands	SG	UCLA (So.)
57	New Orleans Pelicans	Jordan Bone	SG	Tennessee (Jr.)
58	Golden State Warriors	Miye Oni	SG	Yale (Jr.)
59	Toronto Raptors	Dewan Hernandez	PF	Miami (Jr.)
60	Sacramento Kings	Vanja Marinkovic	SG	Partizan Belgrade

* Traded to L.A. Lakers



SEASON	CHAMPION	COACH	OPP	W/L
1946-47	Philadelphia	Gottlieb	CHI	4-1
1947-48	Baltimore	Jeannette	PHI	4-2
1948-49	Minneapolis	Kundla	WAS	4-2
1949-50	Minneapolis	Kundla	SYR	4-2
1950-51	Rochester	Harrison	NYK	4-3
1951-52	Minneapolis	Kundla	NYK	4-3
1952-53	Minneapolis	Kundla	NYK	4-1
1953-54	Minneapolis	Kundla	SYR	4-3
1954-55	Syracuse	Cervi	FTW	4-3
1955-56	Philadelphia	Senesky	FTW	4-1
1956-57	Boston	Auerbach	STL	4-3
1957-58	St. Louis	Hannum	BOS	4-2
1958-59	Boston	Auerbach	MIN	4-0
1959-60	Boston	Auerbach	STL	4-3
1960-61	Boston	Auerbach	STL	4-1
1961-62	Boston	Auerbach	LAL	4-3
1962-63	Boston	Auerbach	LAL	4-2
1963-64	Boston	Auerbach	SFW	4-1
1964-65	Boston	Auerbach	LAL	4-1
1965-66	Boston	Auerbach	LAL	4-3
1966-67	Philadelphia	Hannum	SFW	4-2
1967-68	Boston	Russell	LAL	4-2
1968-69	Boston	Russell	LAL	4-3
1969-70	New York	Holzman	LAL	4-3
1970-71	Milwaukee	Costello	BAL	4-0
1971-72	Los Angeles	Sharmar	NYK	4-1
1972-73	New York	Holzman	LAL	4-1
1973-74	Boston	Heinsohn	MIL	4-3
1974-75	Golden State	Attles	WAS	4-0
1975-76	Boston	Heinsohn	PHX	4-2
1976-77	Portland	Ramsay	PHI	4-2
1977-78	Washington	Motta	SEA	4-3
1978-79	Seattle	Wilkins	WAS	4-1
1979-80	Los Angeles	Westhead	PHI	4-2
1980-81	Boston	Fitch	HOU	4-2
1981-82	Los Angeles	Riley	PHI	4-2
1982-83	Philadelphia	Cunningham	LAL	4-0
1983-84	Boston	Jones	LAL	4-3
1984-85	L.A. Lakers	Riley	BOS	4-2
1985-86	Boston	Jones	HOU	4-2
1986-87	L.A. Lakers	Riley	BOS	4-2
1987-88	L.A. Lakers	Riley	DET	4-3
1988-89	Detroit	Daly	LAL	4-0
1989-90	Detroit	Daly	POR	4-1
1990-91	Chicago	Jackson	LAL	4-1
1991-92	Chicago	Jackson	POR	4-2
1992-93	Chicago	Jackson	PHX	4-2
1993-94	Houston	Tomjanovich	NYK	4-3
1994-95	Houston	Tomjanovich	ORL	4-0
1995-96	Chicago	Jackson	SEA	4-2
1996-97	Chicago	Jackson	UTA	4-2
1997-98	Chicago	Jackson	UTA	4-2
1998-99	San Antonio	Popovich	NYK	4-1
1999-00	L.A. Lakers	Jackson	IND	4-2
2000-01	L.A. Lakers	Jackson	PHI	4-1
2001-02	L.A. Lakers	Jackson	NJN	4-0
2002-03	San Antonio	Popovich	NJN	4-2
2003-04	Detroit	Brown	LAL	4-1
2004-05	San Antonio	Popovich	DET	4-3
2005-06	Miami	Riley	DAL	4-2
2006-07	San Antonio	Popovich	CLE	4-0
2007-08	Boston	Rivers	LAL	4-2
2008-09	L.A. Lakers	Jackson	ORL	4-1
2009-10	L.A. Lakers	Jackson	BOS	4-3
2010-11	Dallas	Carlsle	MIA	4-2
2011-12	Miami	Spoelstra	OKC	4-1
2012-13	Miami	Spoelstra	SAS	4-3
2013-14	San Antonio	Popovich	MIA	4-1
2014-15	Golden State	Kerr	CLE	4-2
2015-16	Cleveland	Lue	GSW	4-3
2016-17	Golden State	Kerr	CLE	4-1
2017-18	Golden State	Kerr	CLE	4-0
2018-19	Toronto	Nurse	GSW	4-2



NBA AWARD WINNERS

MOST VALUABLE PLAYER

(MAURICE PODOLLOFF TROPHY)

1956	Bob Pettit	STL
1957	Bob Cousy	BOS
1958	Bill Russell	BOS
1959	Bob Pettit	STL
1960	Wilt Chamberlain	PHI
1961	Bill Russell	BOS
1962	Bill Russell	BOS
1963	Bill Russell	BOS
1964	Oscar Robertson	CIN
1965	Bill Russell	BOS
1966	Wilt Chamberlain	PHI
1967	Wilt Chamberlain	PHI
1968	Wilt Chamberlain	PHI
1969	Wes Unseld	BAL
1970	Willis Reed	NYK
1971	K. Abdul-Jabbar	MIL
1972	K. Abdul-Jabbar	MIL
1973	Dave Cowens	BOS
1974	K. Abdul-Jabbar	LAL
1975	Bob McAdoo	BUF
1976	K. Abdul-Jabbar	LAL
1977	K. Abdul-Jabbar	LAL
1978	Bill Walton	POR
1979	Moses Malone	HOU
1980	K. Abdul-Jabbar	LAL
1981	Julius Erving	PHI
1982	Moses Malone	HOU
1983	Moses Malone	PHI
1984	Larry Bird	BOS
1985	Larry Bird	BOS
1986	Larry Bird	BOS
1987	Magic Johnson	LAL
1988	Michael Jordan	CHI
1989	Magic Johnson	LAL
1990	Magic Johnson	LAL
1991	Michael Jordan	CHI
1992	Michael Jordan	CHI
1993	Charles Barkley	PHX
1994	Hakeem Olajuwon	HOU
1995	David Robinson	SAS
1996	Michael Jordan	CHI
1997	Karl Malone	UTA
1998	Michael Jordan	CHI
1999	Karl Malone	UTA
2000	Shaquille O'Neal	LAL
2001	Allen Iverson	PHI
2002	Tim Duncan	SAS
2003	Tim Duncan	SAS
2004	Kevin Garnett	MIN
2005	Steve Nash	PHX
2006	Steve Nash	PHX
2007	Dirk Nowitzki	DAL
2008	Kobe Bryant	LAL
2009	LeBron James	CLE
2010	LeBron James	CLE
2011	Derrick Rose	CHI
2012	LeBron James	MIA
2013	LeBron James	MIA
2014	Kevin Durant	OKC
2015	Stephen Curry	GSW
2016	Stephen Curry	GSW
2017	Russell Westbrook	OKC
2018	James Harden	HOU
2019	G. Antetokounmpo	MIL

BILL RUSSELL

NBA FINALS MVP

1969	Jerry West	LAL
1970	Willis Reed	NYK
1971	K. Abdul-Jabbar	MIL
1972	Wilt Chamberlain	LAL
1973	Willis Reed	NYK
1974	John Havlicek	BOS
1975	Rick Barry	GSW
1976	Jo Jo White	BOS
1977	Bill Walton	POR
1978	Wes Unseld	WAS
1979	Dennis Johnson	SEA
1980	Magic Johnson	LAL
1981	Cedric Maxwell	BOS
1982	Magic Johnson	LAL
1983	Moses Malone	PHI
1984	Larry Bird	BOS
1985	K. Abdul-Jabbar	LAL
1986	Larry Bird	BOS
1987	Magic Johnson	LAL
1988	James Worthy	LAL
1989	Joe Dumars	DET
1990	Isiah Thomas	DET
1991	Michael Jordan	CHI
1992	Michael Jordan	CHI
1993	Michael Jordan	CHI
1994	Hakeem Olajuwon	HOU
1995	Hakeem Olajuwon	HOU
1996	Michael Jordan	CHI
1997	Michael Jordan	CHI
1998	Michael Jordan	CHI
1999	Tim Duncan	SAS
2000	Shaquille O'Neal	LAL
2001	Shaquille O'Neal	LAL
2002	Shaquille O'Neal	LAL
2003	Tim Duncan	SAS
2004	Chauncey Billups	DET
2005	Tim Duncan	SAS
2006	Dwyane Wade	MIA
2007	Tony Parker	SAS
2008	Paul Pierce	BOS
2009	Kobe Bryant	LAL
2010	Kobe Bryant	LAL
2011	Dirk Nowitzki	DAL
2012	LeBron James	MIA
2013	LeBron James	MIA
2014	Kawhi Leonard	SAS
2015	Andre Iguodala	GSW
2016	LeBron James	CLE
2017	Kevin Durant	GSW
2018	Kevin Durant	GSW
2019	Kawhi Leonard	TOR

DEFENSIVE PLAYER

OF THE YEAR

1983	Sidney Moncrief	MIL
1984	Sidney Moncrief	MIL
1985	Mark Eaton	UTA
1986	Alvin Robertson	SAS
1987	Michael Cooper	LAL
1988	Michael Jordan	CHI
1989	Mark Eaton	UTA
1990	Dennis Rodman	DET
1991	Dennis Rodman	DET
1992	David Robinson	SAS
1993	Hakeem Olajuwon	HOU
1994	Hakeem Olajuwon	HOU
1995	Dikembe Mutombo	DEN
1996	Gary Payton	SEA
1997	Dikembe Mutombo	ATL
1998	Dikembe Mutombo	ATL
1999	Alonzo Mourning	MIA
2000	Alonzo Mourning	MIA
2001	Dikembe Mutombo	PHI
2002	Ben Wallace	DET
2003	Ben Wallace	DET
2004	Ron Artest	IND
2005	Ben Wallace	DET
2006	Ben Wallace	DET
2007	Marcus Camby	DEN
2008	Kevin Garnett	BOS
2009	Dwight Howard	ORL
2010	Dwight Howard	ORL
2011	Dwight Howard	ORL
2012	Tyson Chandler	NYK
2013	Marc Gasol	MEM
2014	Joakim Noah	CHI
2015	Kawhi Leonard	SAS
2016	Kawhi Leonard	SAS
2017	Draymond Green	GSW
2018	Rudy Gobert	UTA
2019	Rudy Gobert	UTA

ROOKIE OF THE YEAR

(EDDIE GOTTLIEB TROPHY)

1953	Don Meineke	FTW
1954	Ray Felix	BAL
1955	Bob Pettit	MIL
1956	Maurice Stokes	ROC
1957	Tom Heinsohn	BOS
1958	W. Sauldsberry	PHI
1959	Elgin Baylor	MIN
1960	Wilt Chamberlain	PHI
1961	Oscar Robertson	CIN
1962	Walt Bellamy	CHI
1963	Terry Dischinger	CHI
1964	Jerry Lucas	CIN
1965	Willis Reed	NYK
1966	Rick Barry	SWF
1967	Dave Bing	DET
1968	Earl Monroe	BAL
1969	Wes Unseld	BAL
1970	K. Abdul-Jabbar	MIL
1971	Geoff Petrie	POR
1972	Dave Cowens	BOS
1973	Sidney Wicks	POR
1974	Bob McAdoo	BUF
1975	Ernie DiGregorio	BUF
1976	Keith Wikes	GSW
1977	Alvan Adams	PHX
1978	Adrian Dantley	BUF
1979	Walter Davis	PHX
1980	Phil Ford	KCK
1981	Larry Bird	BOS
1982	Darrell Griffith	UTA
1983	Buck Williams	NJN
1984	Terry Cummings	SDC
1985	Ralph Sampson	HOU
1986	Michael Jordan	CHI
1987	Patrick Ewing	NYK
1988	Chuck Person	IND
1989	Mark Jackson	NYK
1990	Mitch Richmond	GSW
1991	David Robinson	SAS
1992	Derrick Coleman	NJN
1993	Larry Johnson	CHA
1994	Shaquille O'Neal	ORL
1995	Chris Webber	GSW
1996	Grant Hill	DET
1997	Jason Kidd	DAL
1998	Damon Stoudamire	POR
1999	Allen Iverson	PHI
2000	Tim Duncan	SAS
2001	Vince Carter	TOR
2002	Elton Brand	CHI
2003	Steve Francis	HOU
2004	Mike Miller	ORL
2005	Pau Gasol	MEM
2006	Amar'e Stoudemire	PHX
2007	LeBron James	CLE
2008	Emeka Okafor	CHA
2009	Chris Paul	NOK
2010	Brandon Roy	POR
2011	Kevin Durant	SEA
2012	Derrick Rose	CHI
2013	Tyreke Evans	SAC
2014	Blake Griffin	LAC
2015	Kyrie Irving	CLE
2016	Damian Lillard	POR
2017	M. Carter-Williams	PHI
2018	Andrew Wiggins	MIN
2019	K. Towns	MIN
2020	Malcolm Brogdon	MIL
2021	Ben Simmons	PHI
2022	Luka Dončić	DAL



**J. WALTER KENNEDY
CITIZENSHIP AWARD**

1975	Wes Unseld	WAS
1976	Slick Watts	SEA
1977	Dave Bing	WAS
1978	Bob Lanier	DET
1979	Calvin Murphy	HOU
1980	Austin Carr	CLE
1981	Mike Glenn	NYK
1982	Kent Benson	DET
1983	Julius Erving	PHI
1984	Frank Layden	UTA
1985	Dan Issel	DEN
1986	Michael Cooper	LAL
	Rory Sparrow	NYK
1987	Isiah Thomas	DET
1988	Alex English	DEN
1989	Thurl Bailey	UTA
1990	Doc Rivers	ATL
1991	Kevin Johnson	PHX
1992	Magic Johnson	LAL
1993	Terry Porter	POR
1994	Joe Dumars	DET
1995	Joe O'Toole	ATL
1996	Chris Dudley	POR
1997	P.J. Brown	MIA
1998	Steve Smith	ATL
1999	Brian Grant	POR
2000	Vlade Divac	SAC
2001	Dikembe Mutombo	PHI
2002	Alonzo Mourning	MIA
2003	David Robinson	SAS
2004	Reggie Miller	IND
2005	Eric Snow	CLE
2006	Kevin Garnett	MIN
2007	Steve Nash	PHX
2008	Chauncey Billups	DET
2009	Dikembe Mutombo	HOU
2010	Samuel Dalembert	PHI
2011	Metta World Peace	LAL
2012	Paul Gasol	LAL
2013	Kenneth Faried	DEN
2014	Luol Deng	CLE
2015	Joakim Noah	CHI
2016	Wayne Ellington	BKN
2017	LeBron James	CLE
2018	J.J. Barea	DAL
2019	Damian Lillard	POR

SPORTSMANSHIP AWARD

1996	Joe Dumars	DET
1997	Terrrell Brandon	CLE
1998	Avery Johnson	SAS
1999	Hersey Hawkins	SEA
2000	Eric Snow	PHI
2001	David Robinson	SAS
2002	Steve Smith	SAS
2003	Ray Allen	SEA
2004	P.J. Brown	NOH
2005	Grant Hill	ORL
2006	Elton Brand	LAC
2007	Luol Deng	CHI
2008	Grant Hill	PHX
2009	Chauncey Billups	DEN
2010	Grant Hill	PHX
2011	Stephen Curry	GSW
2012	Jason Kidd	DAL
2013	Jason Kidd	NYK
2014	Mike Conley Jr.	MEM
2015	Kyle Korver	ATL
2016	Mike Conley Jr.	MEM
2017	Kemba Walker	CHA
2018	Kemba Walker	CHA
2019	Mike Conley Jr.	MEM

MOST IMPROVED PLAYER

1986	Alvin Robertson	SAS
1987	Dale Ellis	SEA
1988	Kevin Duckworth	POR
1989	Kevin Johnson	PHX
1990	Rony Seikaly	MIA
1991	Scott Skiles	ORL
1992	Pervis Ellison	WAS
1993	M. Abdul-Rauf	DEN
1994	Don MacLean	WAS
1995	Dana Barros	PHI
1996	Gheorghe Muresan	WAS
1997	Isaac Austin	MIA
1998	Alan Henderson	ATL
1999	Darrell Armstrong	ORL
2000	Jalen Rose	IND
2001	Tracy McGrady	ORL
2002	Jermaine O'Neal	IND
2003	Gilbert Arenas	WAS
2004	Zach Randolph	POR
2005	Bobby Simmons	LAC
2006	Boris Diaw	PHX
2007	Monta Ellis	GSW
2008	Hedo Turkoglu	ORL
2009	Danny Granger	IND
2010	Aaron Brooks	HOU
2011	Kevin Love	MIN
2012	Ryan Anderson	ORL
2013	Paul George	IND
2014	Goran Dragic	PHX
2015	Jimmy Butler	CHI
2016	C.J. McCollum	POR
2017	G. Antetokounmpo	MIL
2018	Victor Oladipo	IND
2019	Pascal Siakam	TOR

SIXTH MAN AWARD

1983	Bobby Jones	PHI
1984	Kevin McHale	BOS
1985	Kevin McHale	BOS
1986	Bill Walton	BOS
1987	Ricky Pierce	MIL
1988	Roy Tarpley	DAL
1989	Eddie Johnson	PHX
1990	Ricky Pierce	MIL
1991	Detlef Schrempf	IND
1992	Detlef Schrempf	IND
1993	Cliff Robinson	POR
1994	Dell Curry	CHA
1995	Anthony Mason	NYK
1996	Toni Kukoc	CHI
1997	John Starks	NYK
1998	Danny Manning	PHX
1999	Darrell Armstrong	ORL
2000	Rodney Rogers	PHX
2001	Aaron McKie	PHI
2002	Corliss Williamson	DET
2003	Bobby Jackson	SAC
2004	Antawn Jamison	DAL
2005	Ben Gordon	CHI
2006	Mike Miller	MEM
2007	Leandro Barbosa	PHX
2008	Manu Ginobili	SAS
2009	Jason Terry	DAL
2010	Jamal Crawford	ATL
2011	Lamar Odom	LAL
2012	James Harden	OKC
2013	J.R. Smith	NYK
2014	Jamal Crawford	LAC
2015	Lou Williams	TOR
2016	Jamal Crawford	LAC
2017	Eric Gordon	HOU
2018	Lou Williams	LAC
2019	Lou Williams	LAC

**COACH OF THE YEAR
(RED AUERBACH TROPHY)**

1963	Harry Gallatin	STL
1964	Alex Hannum	SFW
1965	Red Auerbach	BOS
1966	Dolph Schayes	PHI
1967	Johnny Kerr	CHI
1968	Richie Guerin	STL
1969	Gene Shue	BAL
1970	Red Holzman	NYK
1971	Dick Motta	CHI
1972	Bill Sharman	LAL
1973	Tom Heinsohn	BOS
1974	Ray Scott	DET
1975	Phil Johnson	KCK
1976	Bill Fitch	CLE
1977	Tom Nissalke	HOU
1978	Hubie Brown	ATL
1979	C. Fitzsimmons	KCK
1980	Bill Fitch	BOS
1981	Jack McKinney	IND
1982	Gene Shue	WAS
1983	Don Nelson	MIL
1984	Frank Layden	UTA
1985	Don Nelson	MIL
1986	Mike Fratello	ATL
1987	Mike Schuler	POR
1988	Doug Moe	DEN
1989	C. Fitzsimmons	PHX
1990	Pat Riley	LAL
1991	Don Chaney	HOU
1992	Don Nelson	GSW
1993	Pat Riley	NYK
1994	Lenny Wilkens	ATL
1995	Del Harris	LAL
1996	Phil Jackson	CHI
1997	Pat Riley	MIA
1998	Larry Bird	IND
1999	Mike Dunleavy	POR
2000	Doc Rivers	ORL
2001	Larry Brown	PHI
2002	Rick Carlisle	DET
2003	Gregg Popovich	SAS
2004	Hubie Brown	MEM
2005	Mike D'Antoni	PHX
2006	Avery Johnson	DAL
2007	Sam Mitchell	TOR
2008	Byron Scott	NOH
2009	Mike Brown	CLE
2010	Scott Brooks	OKC
2011	Tom Thibodeau	CHI
2012	Gregg Popovich	SAS
2013	George Karl	DEN
2014	Gregg Popovich	SAS
2015	Mike Budenholzer	ATL
2016	Steve Kerr	GSW
2017	Mike D'Antoni	HOU
2018	Dwane Casey	TOR
2019	Mike Budenholzer	MIL

EXECUTIVE OF THE YEAR

1973	Joe Axelson	KCO
1974	Eddie Donovan	BUF
1975	Dick Vertlieb	GSW
1976	Jerry Colangelo	PHX
1977	Ray Patterson	HOU
1978	Angelo Drossos	SAS
1979	Bob Ferry	BOS
1980	Red Auerbach	BOS
1981	Jerry Colangelo	PHX
1982	Bob Ferry	WAS
1983	Zollie Volchok	SEA
1984	Frank Layden	UTA
1985	Vince Boryla	DEN
1986	Stan Kasten	ATL
1987	Stan Kasten	ATL
1988	Jerry Krause	CHI
1989	Jerry Colangelo	PHX
1990	Bob Bass	SAS
1991	Bucky Buckwalter	POR
1992	Wayne Embry	CLE
1993	Jerry Colangelo	PHX
1994	Bob Whitsitt	SEA
1995	Jerry West	LAL
1996	Jerry Krause	CHI
1997	Bob Bass	CHA
1998	Wayne Embry	CLE
1999	Geoff Petrie	SAC
2000	John Gabriel	ORL
2001	Geoff Petrie	SAC
2002	Rod Thorn	NJN
2003	Joe Dumars	DET
2004	Jerry West	MEM
2005	Bryan Colangelo	PHX
2006	Elgin Baylor	LAC
2007	Bryan Colangelo	TOR
2008	Danny Ainge	BOS
2009	Mark Warkentien	DEN
2010	John Hammond	MIL
2011	Gar Forman	CHI
	Pat Riley	MIA
2012	Larry Bird	IND
2013	Masai Ujiri	DEN
2014	R.C. Buford	SAS
2015	Bob Myers	GSW
2016	R.C. Buford	SAS
2017	Bob Myers	GSW
2018	Daryl Morey	HOU
2019	Jon Horst	MIL

NBA ALL-TIME SINGLE-GAME BESTS

POINTS

Wilt Chamberlain	3/2/62	vs. NYK	100
Kobe Bryant	1/22/06	vs. TOR	81
Wilt Chamberlain	12/8/61	vs. LAL	78***
Wilt Chamberlain	1/13/62	vs. CHI	73
Wilt Chamberlain	11/62/62	at NYK	73
David Thompson	4/9/78	at DET	73
Wilt Chamberlain	11/3/62	at LAL	72
Elgin Baylor	11/15/60	at NYK	71
David Robinson	4/24/94	at LAC	71
Wilt Chamberlain	3/10/63	at SYR	70
Devin Booker	3/24/17	at BOS	70

FIELD GOALS MADE

Wilt Chamberlain	3/2/62	vs. NYK	36-63
Wilt Chamberlain	12/8/61	vs. LAL	31-62***
Wilt Chamberlain	12/16/67	at CHI	30-40
Rick Barry	3/26/74	vs. POR	30-45
Wilt Chamberlain	1/13/62	vs. CHI	29-48
Wilt Chamberlain	11/3/62	at LAL	29-48
Wilt Chamberlain	11/16/62	at NYK	29-43
Wilt Chamberlain	2/9/69	vs. PHX	29-35
Elgin Baylor	11/15/60	at NYK	28-48
Wilt Chamberlain	12/9/61	vs. CHI	28-48
Wilt Chamberlain	11/1/63	vs. LAL	28-47
Wilt Chamberlain	2/7/66	vs. LAL	28-43
David Thompson	4/9/78	at DET	28-38
Kobe Bryant	1/22/06	vs. TOR	28-46

FREE THROWS MADE

Wilt Chamberlain	3/2/62	vs. NYK	28-32
Adrian Dantley	1/4/84	vs. HOU	28-29
Adrian Dantley	11/25/83	vs. DEN	27-31
Adrian Dantley	10/31/80	vs. DAL	26-29
Michael Jordan	2/26/87	vs. NJN	26-27
Dwight Howard	3/12/13	at ORL	25-39
Frank Selvy	12/2/54	vs. MIN	24-26
Willie Burton	12/13/94	vs. MIA	24-28
Allen Iverson	2/12/05	vs. ORL	24-27
LeBron James	3/12/06	vs. MIA	24-28
Kevin Durant	1/23/09	at LAC	24-26
DeMar DeRozan	3/4/16	vs. POR	24-25
Devin Booker	3/24/17	at BOS	24-26

ASSISTS

Scott Skiles	12/30/90	vs. DEN	30
Kevin Porter	2/24/78	vs. HOU	29
Bob Cousy	2/27/59	vs. LAL	28
Guy Rodgers	3/14/63	vs. STL	28
John Stockton	1/15/91	vs. SAS	28
Geoff Huston	1/27/82	vs. GSW	27
John Stockton	12/19/89	at NYK	27
John Stockton	4/14/88	vs. POR	26
Rajon Rondo	12/27/17	vs. NOP	25
Ernie DiGregorio	1/1/74	at POR	25
Kevin Porter	3/9/79	vs. BOS	25
Kevin Porter	4/1/79	at PHX	25
Isiah Thomas	2/13/85	vs. DAL	25
Nate McMillan	2/23/87	vs. LAC	25
Kevin Johnson	4/6/94	vs. SAS	25
Jason Kidd	2/8/96	vs. UTA	25**

REBOUNDS

Wilt Chamberlain	11/24/60	vs. BOS	55
Bill Russell	2/5/60	vs. SYR	51
Bill Russell	11/16/57	vs. PHI	49
Bill Russell	3/11/65	vs. DET	49
Wilt Chamberlain	2/6/60	vs. SYR	45
Wilt Chamberlain	1/21/61	vs. LAL	45
Wilt Chamberlain	11/10/59	vs. NYK	43
Wilt Chamberlain	12/8/61	vs. LAL	43***
Bill Russell	1/20/63	vs. LAL	43
Wilt Chamberlain	3/6/65	vs. BOS	43

STEALS

Larry Kenon	12/26/76	at KCK	11
Kendall Gill	4/3/99	vs. MIA	11
Jerry West	12/7/73	vs. SEA	10
Larry Steele	11/16/74	vs. LAL	10
Fred Brown	12/3/76	at PHI	10
Gus Williams	2/22/78	at NJN	10
Eddie Jordan	3/23/79	at PHI	10
Johnny Moore	3/6/85	vs. IND	10
Fat Lever	3/9/85	vs. IND	10
Clyde Drexler	1/10/86	at MIL	10
Alvin Robertson	2/18/86	vs. PHX	10
Alvin Robertson	11/22/86	at LAC	10
Ron Harper	3/10/87	vs. PHI	10
Michael Jordan	1/29/88	vs. NJN	10
Alvin Robertson	1/11/89	vs. HOU	10*
Alvin Robertson	11/19/90	vs. UTA	10
Kevin Johnson	12/9/93	vs. WAS	10
Clyde Drexler	11/1/96	vs. SAC	10
Mookie Blaylock	4/14/98	vs. PHI	10
Michael Finley	1/23/01	vs. PHI	10
Brandon Roy	1/24/09	vs. WAS	10
Draymond Green	2/10/17	at MEM	10
Lou Williams	1/20/18	at UTA	10

BLOCKED SHOTS

Elmore Smith	10/28/73	vs. POR	17
Manute Bol	1/25/86	vs. ATL	15
Manute Bol	2/26/87	vs. IND	15
Shaquille O'Neal	11/20/93	at NJN	15
Elmore Smith	10/26/73	vs. DET	14
Elmore Smith	11/4/73	vs. HOU	14
Mark Eaton	1/18/85	vs. POR	14
Mark Eaton	2/18/89	vs. SAS	14
George Johnson	2/24/81	vs. GSW	13
Mark Eaton	2/18/83	vs. POR	13
Darryl Dawkins	11/5/83	vs. PHI	13
Ralph Sampson	12/9/83	at CHI	13*
Manute Bol	2/2/90	vs. NJN	13
Shawn Bradley	4/7/98	vs. POR	13





YEAR IN REVIEW

108	Season Overall Statistics
108	Lakers Transactions
109	Home / Road Statistics
110	2018-19 Key Dates
111	Breakdown
112	Game-by-Game
113	Miscellaneous Statistics
114	Highs / Lows



2018-19 SEASON OVERALL STATISTICS

PLAYER	- FIELD GOALS -						- 3-POINT FG -			- FREE THROWS -			- REBOUNDS -										
	G	GS	MIN	FG	FGA	PCT	FG	FGA	PCT	FT	FTA	PCT	OFF	DEF	TOT	AST	PF	DQ	STL	TO	BLK	PTS	AVG
James	55	55	1937	558	1095	.510	111	327	.339	278	418	.665	57	408	465	454	94	0	72	197	33	1505	27.4
Kuzma	70	68	2314	496	1087	.456	128	422	.303	188	250	.752	60	322	382	178	170	0	41	133	26	1308	18.7
B. Ingram	52	52	1760	362	729	.497	31	94	.330	195	289	.675	41	226	267	154	169	28	129	31	950	18.3	
McGee	75	62	1671	400	841	.474	1	12	.083	96	152	.632	195	371	566	52	208	3	47	108	148	897	12.0
Caldwell-Pope	82	23	2035	325	756	.430	151	435	.347	137	158	.867	48	190	238	110	137	0	73	65	13	938	11.4
Bullock (TOT)	63	60	1879	245	594	.412	148	393	.377	73	85	.859	22	151	173	129	109	0	40	65	12	711	11.3
Bullock (LAL)	19	16	524	63	153	.412	34	99	.343	17	21	.810	2	48	50	20	30	0	16	11	7	177	9.9
Ball	47	45	1423	185	456	.406	75	228	.329	20	48	.417	54	197	251	255	114	2	69	103	19	465	9.9
Rondo	46	29	1369	175	432	.405	51	142	.359	23	36	.639	34	209	243	367	100	1	57	127	7	424	9.2
Caruso	25	4	531	77	173	.445	24	50	.480	51	64	.797	20	47	67	77	54	0	24	42	9	229	9.2
Zubac	23	12	516	112	193	.580	0	0	---	57	66	.864	54	108	162	25	73	2	4	33	27	281	8.5
Hart	67	22	1715	189	464	.407	92	274	.336	55	80	.688	35	213	248	93	147	1	64	58	40	525	7.8
Stephenson	68	3	1123	184	432	.426	73	197	.371	50	73	.685	32	183	215	140	111	0	41	86	7	491	7.2
Muscala (TOT)	64	10	1306	145	361	.402	89	256	.348	70	85	.824	57	187	244	76	130	0	22	48	38	449	7.0
Muscala (LAL)	17	4	265	36	83	.434	21	57	.368	7	8	.875	6	38	44	14	18	0	4	5	11	100	5.9
Beasley	26	2	277	75	153	.490	3	17	.176	28	39	.718	13	47	60	25	42	0	9	27	10	181	7.0
Williams	24	0	372	65	110	.591	0	2	.000	27	48	.563	48	51	99	13	62	0	8	16	7	157	6.5
Wagner	43	5	446	71	171	.415	22	77	.286	43	53	.811	17	68	85	24	57	0	11	39	13	207	4.8
Jones	6	2	143	12	33	.364	2	10	.200	1	2	.500	16	33	49	13	10	0	7	5	27	4.5	
Mykhailiuk	39	0	420	44	132	.333	27	85	.318	12	20	.600	8	26	34	33	25	0	13	20	1	127	3.3
Chandler (TOT)	55	6	875	61	99	.616	0	1	.000	51	87	.586	92	215	307	37	110	0	21	42	23	173	3.1
Chandler (LAL)	48	6	786	53	87	.609	0	1	.000	41	69	.594	85	183	268	31	89	0	19	35	22	147	3.1
Machado	4	0	19	4	10	.400	1	1	1.000	1	1	1.000	0	1	2	3	2	0	0	0	10	2.5	
Bonga	22	0	120	5	33	.152	0	8	.000	9	15	.600	9	16	25	15	9	0	9	6	4	19	0.9
A. Ingram	4	0	15	0	6	.000	0	3	.000	0	0	---	1	1	2	0	0	0	1	1	0	0	0.0
LAKERS	82	-	19780	3491	7425	.470	847	2541	.333	1336	1910	.699	835	2985	3820	2096	1701	10	618	1284	440	9165	111.8
OPPONENTS	82	-	19780	3438	7610	.452	971	2784	.349	1459	1862	.784	924	2918	3842	2053	1706	6	683	1167	421	9306	113.5

PLAYER	- SINGLE-GAME HIGHS -							- AVERAGE PER GAME -							- CAREER HIGHS (C=SET, T=TIED THIS SEASON) -						
	MIN	REB	AST	ST	TO	BLK	PTS	MIN	REB	AST	STL	TO	BLK	PTS	FG	FGA	FT	FTA	REB	AST	PTS
James	43	14	16	4	8	3	51	35.2	8.5	8.3	1.31	3.6	0.60	27.4	23	36	24	28	19	19	61
Kuzma	45	12	10	3	6	2	41	33.1	5.5	2.5	0.59	1.9	0.37	18.7	16C	25C	9	13	15	10C	41C
B. Ingram	44	13	11	2	6	3	36	33.9	5.1	3.0	0.54	2.5	0.60	18.3	16C	21T	11C	14C	14	11C	36C
McGee	35	20	3	3	5	7	33	22.3	7.5	0.7	0.63	1.4	1.77	12.0	15C	20C	10	16	20C	3T	33C
Caldwell-Pope	44	8	8	5	3	2	35	24.8	2.9	1.3	0.89	0.8	0.16	11.4	13C	31C	8T	10T	14	10	38
Bullock (TOT)	43	7	6	3	4	2	33	29.8	2.7	2.0	0.63	1.0	0.19	11.3	12C	21T	5T	6C	8	6T	33C
Bullock (LAL)	39	5	4	2	3	2	18	27.6	2.6	1.1	0.84	0.6	0.37	9.3							
Ball	43	10	12	5	6	2	23	30.3	5.3	5.4	1.47	2.2	0.40	9.9	12	27	4	7	16	13	29
Rondo	42	13	17	6	7	2	24	29.8	5.3	8.0	1.24	2.8	0.15	9.2	15	27	11	15	17	25	35
Caruso	43	10	13	5	7	3	32	21.2	2.7	3.1	0.96	1.7	0.36	9.2	10C	20C	7C	8C	10C	13C	32C
Zubac	35	16	3	2	4	4	26	15.6	4.9	0.8	0.12	1.0	0.82	8.5	12T	16C	9C	9C	16C	6	26C
Hart	44	15	6	5	3	3	22	25.6	3.7	1.4	0.96	0.9	0.60	7.8	10	18	6C	8	15C	6C	30
Stephenson	30	13	8	3	4	2	23	16.5	3.2	2.1	0.60	1.3	0.10	7.2	12	21	8	12	15	13	33
Muscala (TOT)	38	10	5	4	4	19	20.4	3.8	1.2	0.34	0.8	0.59	0.0	8	14	9C	11C	13	5T	24	
Muscala (LAL)	38	8	3	2	2	3	16	15.6	2.6	0.8	0.24	0.3	0.65	5.9							
Beasley	26	5	6	2	5	3	19	10.7	2.3	1.0	0.35	1.0	0.38	7.0	17	31	12	12	16	9	42
Williams	29	13	3	2	2	3	18	15.5	4.1	0.5	0.33	0.7	0.29	6.5	9C	16C	6C	9C	13C	3C	18C
Wagner	34	7	3	1	4	2	22	10.4	2.0	0.6	0.26	0.9	0.30	4.8	7C	13C	7C	7C	7C	3C	22C
Jones	46	16	5	2	2	2	11	23.9	8.2	2.2	1.17	0.8	0.83	4.5	5C	13C	1C	2C	16C	5C	11C
Mykhailiuk	28	5	4	2	3	1	12	10.8	0.9	0.8	0.33	0.5	0.03	3.3	4C	12C	3C	4C	5C	4C	12C
Chandler (TOT)	28	15	3	2	4	3	14	15.9	5.6	0.7	0.38	0.8	0.42	3.1	12	17	14	16	28	6	28
Chandler (LAL)	28	15	3	2	4	3	13	16.4	5.6	0.6	0.40	0.7	0.46	3.1							
Machado	15	0	3	1	0	0	7	4.8	0.0	0.8	0.25	0.0	0.00	2.5	3C	4C	2	2	1	3C	7C
Bonga	19	3	2	2	1	4	5	5.1	1.1	0.7	0.41	0.3	0.18	0.9	1C	4C	2C	4C	3C	2C	4C
A. Ingram	6	2	0	1	0	0	3	3.7	0.5	0.0	0.25	0.3	0.00	0.0	6	9	3	3	3	6	19
LAKERS	265	63	37	16	24	11	142	24.12	46.6	25.6	7.54	15.7	5.37	111.8	69	138	52	69	107	51	162
OPPONENTS	265	65	41	15	24	12	143	24.12	46.9	25.0	8.33	14.2	5.13	113.5	72	153	56	67	108	48	173

TRANSACTIONS

6/21/18	Drafted Moritz Wagner 25th overall and Sviatoslav Mykhailiuk 47th overall in the 2018 NBA Draft	10/19/18	Waived Travis Wear. Signed Johnathan Williams to a two-way contract
6/28/18	Waived Tyler Ennis	11/6/18	Signed Tyson Chandler
6/30/18	Waived Thomas Bryant	2/6/18	Acquired Reggie Bullock from the Detroit Pistons in exchange for Sviatoslav Mykhailiuk and a future second round draft pick
7/1/18	Signed Malik Newman to a two-way contract	2/7/18	Acquired Mike Muscala from the LA Clippers in exchange for Michael Beasley and Ivica Zubac
7/6/18	Signed Rajon Rondo. Re-signed Kentavious Caldwell-Pope. Acquired Isaac Bonga from the Philadelphia 76ers in exchange for a 2019 second round draft pick and cash considerations	3/11/18	Signed Andre Ingram to a 10-day contract
7/9/18	Signed LeBron James	3/21/18	Signed Scott Machado to a 10-day contract
7/10/18	Signed Lance Stephenson and JaVale McGee	3/31/18	Signed Jeremmy Jones
7/18/18	Signed Joel Berry II	G LEAGUE TRANSACTIONS:	
7/19/18	Signed Jeffrey Carroll. Waived Malik Newman	Assigned Isaac Bonga (10/22, 12/19, 12/29, 1/9, 1/20, 1/22, 1/28, 1/30, 2/5, 2/19, 3/1). Recalled Isaac Bonga (12/6, 12/27, 12/29, 1/3, 1/19, 1/21, 1/28, 1/30, 1/30, 2/19, 3/1, 3/4). Assigned Moritz Wagner (10/26, 10/30, 11/1, 11/11, 11/12, 11/28, 12/29, 1/3, 1/12). Recalled Moritz Wagner (10/30, 10/30, 11/3, 11/11, 11/12, 11/28, 12/29, 1/3, 1/12). Assigned Sviatoslav Mykhailiuk (11/11, 11/12, 11/28, 12/29, 1/3, 1/12). Recalled Sviatoslav Mykhailiuk (11/11, 11/12, 11/28, 12/29, 1/3, 1/12). Assigned Rajon Rondo (12/17). Recalled Rajon Rondo (12/18). Assigned Brandon Ingram (12/18). Recalled Brandon Ingram (12/18)	
10/8/18	Waived Joel Berry II and Jeffrey Carroll		
10/12/18	Signed Scott Machado		
10/13/18	Waived Scott Machado and Johnathan Williams		
10/16/18	Exercised team options on Lonzo Ball, Josh Hart, Brandon Ingram and Kyle Kuzma		



2018-19 HOME & ROAD STATISTICS

2018-19 LAKERS REGULAR SEASON HOME STATISTICS (22-19)

PLAYER	- FIELD GOALS -										- 3-POINT FG -		- FREE THROWS -		- REBOUNDS -					PTS	AVG		
	G	GS	MIN	FG	FGA	PCT	FG	FGA	PCT	FT	FTA	PCT	OFF	DEF	TOT	AST	PF	DQ	STL			TO	BLK
James	27	27	975	281	543	.517	57	166	.343	139	215	.647	29	184	213	235	45	0	32	98	19	758	28.1
Kuzma	33	32	1106	236	514	.456	62	208	.298	97	126	.770	27	166	193	80	77	0	16	65	10	631	19.1
Ingram	28	28	954	202	389	.519	14	48	.292	106	164	.646	20	135	154	82	81	1	18	49	16	524	18.7
McGee	38	31	845	209	345	.606	0	5	.000	48	72	.667	107	183	290	29	106	3	22	57	85	466	12.3
Caldwell-Pope	41	15	1004	158	387	.408	78	233	.335	83	94	.883	24	102	126	67	71	0	35	35	3	477	11.6
Ball	24	23	777	98	235	.417	43	114	.377	13	31	.419	34	105	139	128	60	1	40	57	13	252	10.5
Zubac	15	6	261	57	98	.582	0	0	---	33	38	.868	25	52	77	14	44	1	3	17	17	147	9.8
Hart	34	10	865	98	236	.415	49	145	.338	31	44	.705	12	117	129	47	69	0	26	32	17	276	8.1
Williams	12	0	196	41	66	.621	0	0	---	15	25	.600	28	31	59	6	29	0	3	8	6	97	8.1
Butlock	7	6	198	20	54	.370	9	36	.250	5	8	.625	1	23	24	2	12	0	5	1	3	54	7.7
Rondo	22	14	647	71	192	.370	22	74	.297	5	9	.556	13	94	107	188	48	0	31	53	3	169	7.7
Muscala	7	2	137	18	38	.474	13	26	.500	3	4	.750	5	17	22	6	8	0	1	3	4	52	7.4
Beasley	14	2	153	43	79	.544	2	4	.500	10	18	.556	8	28	36	17	23	0	4	16	6	98	7.0
Caruso	14	3	291	37	93	.398	7	26	.269	14	20	.700	7	27	34	43	29	0	5	25	4	95	6.8
Jones	3	2	111	9	25	.360	2	8	.250	0	0	---	11	27	38	11	6	0	5	4	4	20	6.7
Stephenson	34	0	529	75	186	.403	30	84	.357	18	28	.643	19	86	105	61	47	0	17	48	6	198	5.8
Wagner	18	2	184	33	78	.423	7	32	.219	21	25	.840	11	24	35	12	23	0	4	20	6	94	5.2
Chandler	23	2	379	29	46	.630	0	1	.000	22	35	.629	36	88	124	16	38	0	6	15	11	80	3.5
Mykhailiuk	18	0	202	19	63	.302	11	40	.275	3	6	.500	5	12	17	18	12	0	8	10	0	52	2.9
Machado	3	0	4	1	2	.500	0	0	---	1	1	1.000	0	0	0	0	0	0	0	0	3	8	0.9
Bonga	9	0	54	1	8	.125	0	2	.000	6	10	.600	4	5	9	6	2	0	2	4	3	8	0.9
TEAM	41	-	9865	1736	3680	.472	406	1252	.324	673	973	.692	426	1505	2324	1068	830	6	283	654	236	4551	111.0
OPPONENTS	41	-	9865	1694	3811	.445	475	1375	.345	695	886	.784	453	1455	2228	1024	873	4	358	573	196	4558	111.2
TEAM	- SINGLE-GAME HIGHS -										- AVERAGE PER GAME -					- AVERAGE PER 48 MINUTES -					PTS	AVG	
	MIN	REB	AST	ST	TO	BLK	PTS	MIN	REB	AST	STL	TO	BLK	PTS	REB	AST	PF	STL	TO	BLK			PTS
TEAM	265	62	37	13	23	11	142	240.6	47.1	26.0	6.90	16.0	5.76	111.0	47.0	26.0	20.2	6.88	15.9	5.75	110.7		
OPPONENTS	265	64	41	15	23	10	143	240.6	46.5	25.0	8.73	14.0	4.78	111.2	46.4	24.9	21.2	8.71	13.9	4.77	110.9		

2018-19 LAKERS REGULAR SEASON ROAD STATISTICS (15-26)

PLAYER	- FIELD GOALS -										- 3-POINT FG -		- FREE THROWS -		- REBOUNDS -					PTS	AVG		
	G	GS	MIN	FG	FGA	PCT	FG	FGA	PCT	FT	FTA	PCT	OFF	DEF	TOT	AST	PF	DQ	STL			TO	BLK
James	28	28	962	277	552	.502	54	161	.335	139	203	.685	28	224	252	219	49	0	40	99	14	747	26.7
Kuzma	37	36	1207	260	570	.456	66	214	.308	91	124	.734	33	156	189	98	93	0	25	68	16	677	18.3
B. Ingram	24	24	807	160	340	.471	17	46	.370	89	125	.712	21	92	113	72	68	0	10	60	15	426	17.8
Caruso	11	1	240	40	80	.500	17	24	.708	37	44	.841	13	20	33	34	25	0	19	17	5	134	12.2
McGee	37	31	825	191	296	.645	1	7	.143	48	80	.600	88	188	276	23	102	0	25	51	63	431	11.6
Caldwell-Pope	41	8	1032	167	369	.453	73	202	.361	54	64	.844	24	88	112	43	66	0	38	30	10	461	11.2
Rondo	24	15	721	104	240	.433	29	68	.426	18	27	.667	21	115	136	179	52	1	26	74	4	255	10.6
Butlock	10	10	326	43	99	.434	25	63	.397	12	13	.923	1	25	26	18	18	0	11	10	4	123	10.3
Ball	23	22	653	87	221	.394	32	114	.281	7	17	.412	20	92	112	127	54	1	29	46	6	213	9.3
Stephenson	34	3	593	109	246	.443	43	113	.381	32	45	.711	13	97	110	79	64	0	24	38	1	293	8.6
Hart	33	12	850	91	228	.399	43	129	.333	24	36	.667	23	96	119	46	78	1	38	26	23	249	7.5
Zubac	18	6	254	55	95	.579	0	0	---	24	28	.857	29	56	85	11	29	1	16	10	134	7.4	
Machado	1	0	15	3	4	.750	1	1	1.000	0	0	---	0	0	0	3	2	0	1	0	7	7.0	
Beasley	12	0	124	32	74	.432	1	13	.077	18	21	.857	5	19	24	8	19	0	5	11	4	83	6.9
Williams	12	0	176	24	44	.545	0	2	.000	12	23	.522	20	20	40	7	33	0	5	8	1	60	5.0
Muscala	10	2	128	18	45	.400	8	31	.258	4	4	1.000	1	21	22	8	10	0	3	2	7	48	4.8
Wagner	25	3	263	38	93	.409	15	45	.333	22	28	.786	6	44	50	12	34	0	7	19	7	113	4.5
Mykhailiuk	21	0	218	25	69	.362	16	45	.356	9	14	.643	3	14	17	15	13	0	5	10	1	75	3.6
Chandler	25	4	407	24	41	.585	0	0	---	19	34	.559	49	95	144	15	51	0	13	20	11	67	2.7
Jones	3	0	32	3	8	.375	0	2	.000	1	2	.500	5	6	11	2	4	0	2	1	1	7	2.3
Bonga	13	0	66	4	25	.160	0	6	.000	3	5	.600	5	11	16	9	7	0	7	2	1	11	0.8
A. Ingram	4	0	15	0	6	.000	0	3	.000	0	0	---	1	1	2	0	0	0	1	1	0	0	0.0
TEAM	41	-	9915	1755	3745	.459	441	1289	.342	663	937	.708	409	1480	2271	1028	871	4	335	630	204	4614	112.5
OPPONENTS	41	-	9915	1744	3799	.459	496	1409	.352	764	976	.783	471	1463	2260	1029	833	2	325	594	225	4748	115.8
TEAM	- SINGLE-GAME HIGHS -										- AVERAGE PER GAME -					- AVERAGE PER 48 MINUTES -					PTS	AVG	
	MIN	REB	AST	ST	TO	BLK	PTS	MIN	REB	AST	STL	TO	BLK	PTS	REB	AST	PF	STL	TO	BLK			PTS
TEAM	265	63	37	16	23	11	138	241.8	46.1	25.1	8.17	15.4	4.98	111.5	45.7	24.9	21.1	8.11	15.2	4.94	111.7		
OPPONENTS	265	65	37	15	24	12	143	241.8	47.2	25.1	7.93	14.5	5.49	115.8	46.8	24.9	20.2	7.87	14.4	5.45	114.9		

2018-19 LAKERS KEY DATES

October 25, 2018 — LAKERS 124, NUGGETS 114 (W)

LeBron James recorded his first triple-double of his Los Angeles career as he tallied 28 points, 11 rebounds, 11 assists and three steals against the Nuggets. The game marked his third triple-double in STAPLES Center, having previously recorded one each with the Cavaliers and the HEAT, and was his fifth triple-double against Denver.

October 27, 2018 — Lakers 106, SPURS 110 (L)

The accolades continued to pile on for LeBron James as he moved into sixth place on the NBA's all-time scoring list against the Spurs, scoring 35 points with 11 rebounds to pass Dirk Nowitzki and become the league's active leader. James also surpassed Shaquille O'Neal in career field goals, moving into sixth place on the all-time list, and moved ahead of Kobe Bryant for fourth-most 30-point games.

November 14, 2018 — LAKERS 126, Trail Blazers 117 (W)

LeBron James further climbed up the NBA's all-time scoring list with 44 points, 10 rebounds, nine assists and three blocks against Portland, as he moved passed Wilt Chamberlain to become the league's fifth all-time leading scorer. James became the first player in NBA history to reach those tallies in a single game with fewer than 20 field goal attempts. He also recorded his 900th block in the win, becoming only the fourth player in league history with at least 30,000 points and 900 blocks.

November 18, 2018 — Lakers 113, HEAT 97 (W)

Against his former squad, LeBron James scored a season-high 51 points, shooting 19-of-31 from the field and 6-of-8 from three-point range. It was his 12th career 50-point game, moving ahead of Allen Iverson for sixth-most all-time, and he became the fifth NBA player to score 50+ with three different teams.

December 15, 2018 — Lakers 128, HORNETS 100 (W)

Lonzo Ball (16 pts, 10 reb, 10 ast, 5 stl) and LeBron James (24 pts, 12 reb, 11 ast) became the second-ever pair of Lakers teammates to notch triple-doubles in the same game and the first teammates league-wide to do so since Jason Kidd and Vince Carter on 4/7/2007. The duo became the eighth pair of teammates in NBA history with same game triple-doubles and the Lakers became the first franchise with multiple occurrences.

December 25, 2018 — Lakers 127, WARRIORS 101 (W)

Los Angeles appeared in their 45th overall and 20th consecutive Christmas Day game, building up as much as a 31-point second-half lead before knocking off the defending NBA champion Golden State Warriors. With the victory, the Lakers surpassed the New York Knicks for most wins on Christmas.

January 9, 2019 — LAKERS 113, Pistons 100 (W)

Kyle Kuzma scored a career-high 41 points in 29 minutes against Detroit, the highest point total by a Lakers player to appear in fewer than 30 minutes in the shot-clock era. He became the fifth player in the NBA this season to score at least 40 points in three quarters.

February 7, 2019 — Lakers 129, CELTICS 128 (W)

The Lakers hit a team-record 22 three-pointers and Rajon Rondo hit a buzzer-beating game-winner as Los Angeles bested the Celtics. The contest marked the first time that the team had ever connected on at least 20 three-pointers in a single game and the first time in franchise history that three players have hit at least five three-pointers in the same game.

March 2, 2019 — Lakers 109, SUNS 118 (L)

JaVale McGee finished with 21 points on a perfect 10-of-10 from the field, to go along with seven rebounds and one block in 26 minutes against the Suns. McGee became the first Laker to finish perfect from the field with at least 10 attempts since Pau Gaol in 2010. He is the sixth Lakers player to finish perfect from the field with at least 10 attempts and is the first non-starter to do so.

March 4, 2019 — LAKERS 105, Clippers 113 (L)

Rajon Rondo recorded his first triple-double with the Lakers, finishing with a season-high 24 points, 10 rebounds and 12 assists against the Clippers. He joined Mark Jackson as the only players in league history to record a triple-double with five different teams. The Lakers became the first team this season to have three different players tally a triple-double.

March 6, 2019 — LAKERS 99, Nuggets 115 (L)

LeBron James moved into fourth place on the NBA's all-time scoring list, passing Michael Jordan, with a driving layup in the second quarter against Denver. He finished the contest with 31 points, seven rebounds, seven assists, one steal and one block.

March 22, 2019 — LAKERS 106, Nets 111 (L)

JaVale McGee notched new career highs with 33 points (15-20 FG) and 20 rebounds against the Nets, also adding six blocks in 35 minutes. He joined Kareem Abdul-Jabbar as the only Lakers with at least 33-20-6 and was the first NBA player with those single-game totals since David Robinson in 1994.

March 29, 2019 — LAKERS 129, Hornets 115 (W)

Rajon Rondo finished with a season-high 17 assists along with seven points, six rebounds and six steals against the Hornets. The assist total was the most by a Lakers player since Kobe Bryant tallied 17 assists on 1/15/2015 vs. Cleveland. Rondo is the first Laker to notch 17 or more assists and at least six steals in the same game since Magic Johnson on 12/15/1989 at Boston.

April 5, 2019 — Lakers 122, CLIPPERS 117 (W)

Alex Caruso put together the best game of his career against the Clippers, recording his first double-double with career highs in points (32) and rebounds (10) to go along with five assists and two steals. He joined LeBron James, Brook Lopez, Antawn Jamison, Kobe Bryant and Cedric Ceballos as the only Lakers with 32+ points, 10+ boards and 5+ 3FG in a game.



RECORDS

	RECORD	HOME	ROAD	OT
OVERALL	37-45	22-19	15-26	2-2
Atlantic	1-9	0-5	1-4	
Central	5-5	3-2	2-3	
Southeast	6-4	4-1	2-3	
EASTERN	12-18	7-8	5-10	
Southwest	9-9	6-3	3-6	0-2
Northwest	7-11	5-4	2-7	1-0
Pacific	9-7	4-4	5-3	1-0
WESTERN	25-27	15-11	10-16	2-2

AT START OF:

	OVERALL	HOME	ROAD
2nd Quarter			
Ahead:	21-10	13-4	8-6
Behind:	14-34	8-14	6-20
Tied:	2-1	1-1	1-0
3rd Quarter			
Ahead:	21-11	13-4	8-7
Behind:	15-34	8-15	7-19
Tied:	1-0	1-0	0-0
4th Quarter			
Ahead:	28-11	16-5	12-6
Behind:	8-34	6-14	2-20
Tied:	1-0	0-0	1-0

BY FIELD GOAL PERCENTAGE

	OVERALL	HOME	ROAD
-44%	7-18	2-8	5-10
45-49%	13-19	11-8	2-11
50-54%	14-8	7-3	7-5
55-59%	3-0	2-0	1-0
+60%	0-0	0-0	0-0

STREAKS

	OVERALL	HOME	ROAD
Long Win	4	6	2
Long Loss	5	5	5

RECORDS BY MONTH

	W/L	PCT
October	3-5	.375
November	10-4	.714
December	8-7	.533
January	6-9	.400
February	3-6	.333
March	5-11	.313
April	2-3	.400
TOTALS	37-45	.451

HOME ATTENDANCE

	TOTAL	AVERAGE	HIGH
Overall	778,877	18,997	18,997
Games	41		
Sellouts	41		

RECORD VS. .500 TEAMS

	+ .500 TEAMS	-.500 TEAMS
	17-27	20-17

RECORD WHEN SCORING +/- 100

	+ 100	- 100
Offense	36-35	1-10
Defense	30-45	7-0

POINT DIFFERENTIALS

	1	2	3	4	5	6	7	8	9	10	11
Won by	3	-	2	4	3	1	4	3	1	2	1
Lost by	3	-	1	5	3	1	2	2	3	-	2
	12	13	14	15	16	17	18	19	20	21	22
Won by	-	1	2	1	2	-	2	-	-	-	-
Lost by	-	5	4	3	3	-	3	1	-	-	1
	23	24	25	26	27	28	29	30	31	32	33
Won by	1	1	-	1	-	2	-	-	-	-	-
Lost by	1	-	-	-	-	-	-	-	-	1	-
	34	35	36	37	38	39	40	41	42	43	44+
Won by	-	-	-	-	-	-	-	-	-	-	-
Lost by	-	-	-	-	-	-	-	-	1	-	-

GAME-BY-GAME

DATE	OPPONENT	W-L	SCORE	HOME	ROAD	RECORD	HIGH SCORING	HIGH REBOUNDS	HIGH ASSISTS	OPPONENT SCORING	ATTEN.
Oct 18	@ Portland	L	119-128	0-0	0-1	0-1	James-26	James-12	Rondo-11	Lillard-28	19,996
Oct 20	HOUSTON	L	115-124	0-1	0-1	0-2	James-24	Rondo-7	Rondo-10	Harden-36	18,997
Oct 22	SAN ANTONIO	L	142-143*	0-2	0-1	0-3	Kuzma-37	Hart-10	James-14	Aldridge-37	18,997
Oct 24	@ Phoenix	W	131-113	0-2	1-1	1-3	Stephenson-23	Stephenson-8	James-10	Booker-23	18,055
Oct 25	DENVER	W	121-114	1-2	1-1	2-3	James-28	James-11	James-11	Jokic-24	18,997
Oct 27	@ San Antonio	L	106-110	1-2	1-2	2-4	James-35	James-11	Rondo-5	DeRozan-30	18,589
Oct 29	@ Minnesota	L	120-124	1-2	1-3	2-5	James-29	James-10	James/Rondo-8	Butler-32	18,978
Oct 31	DALLAS	W	114-113	2-2	1-3	3-5	James-29	McGee-15	Ball-7	Mathews-21	18,997
Nov 3	@ Portland	W	114-110	2-2	2-3	4-5	James-28	Rondo-10	James-7	Lillard/McCollum-30	19,848
Nov 4	TORONTO	L	107-121	2-3	2-3	4-6	Kuzma-24	Ball-9	James-6	Ibaka-34	18,997
Nov 7	MINNESOTA	W	114-110	3-3	2-3	5-6	James-24	James-11	Rondo-10	Rose-31	18,997
Nov 10	@ Sacramento	W	101-86	3-3	3-3	6-6	James-25	Chandler-12	Rondo-7	Fox-21	17,583
Nov 11	ATLANTA	W	107-106	4-3	3-3	7-6	James-26	McGee-9	Ball-11	Prince-23	18,997
Nov 14	PORTLAND	W	126-117	5-3	3-3	8-6	James-44	James-10	James-9	Lillard-31	18,997
Nov 17	@ Orlando	L	117-130	5-3	3-4	8-7	James-22	Three tied-6	B. Ingram/James-7	Vucevic-36	19,249
Nov 18	@ Miami	W	113-97	5-3	4-4	9-7	James-51	Chandler-11	Ball-7	Ellington-19	19,686
Nov 21	@ Cleveland	W	109-105	5-3	5-4	10-7	James-32	James-14	James-7	Osman-21	19,432
Nov 23	UTAH	W	90-83	6-3	5-4	11-7	B. Ingram-24	Ball/James-10	James-7	Burks-17	18,997
Nov 25	ORLANDO	L	104-108	6-4	5-4	11-8	James-24	Ball-10	James-7	Vucevic-31	18,997
Nov 27	@ Denver	L	85-117	6-4	5-5	11-9	Kuzma-21	James-7	Three tied-3	Three tied-20	19,583
Nov 29	INDIANA	W	104-96	7-4	5-5	12-9	James-38	Three tied-9	James-7	Sabonis-20	18,997
Nov 30	DALLAS	W	114-103	8-4	5-5	13-9	James-28	Chandler/Kuzma-12	James-6	Barnes-29	18,997
Dec 2	PHOENIX	W	120-96	9-4	5-5	14-9	Kuzma-23	Chandler-11	James-8	Holmes-15	18,997
Dec 5	SAN ANTONIO	W	121-113	10-4	5-5	15-9	James-42	Chandler/Kuzma-9	Ball-9	DeRozan-32	18,997
Dec 7	@ San Antonio	L	120-133	10-4	5-6	15-10	James-35	McGee-12	Ball/James-11	DeRozan-36	18,354
Dec 8	@ Memphis	W	111-88	10-4	6-6	16-10	James/Kuzma-20	Chandler-14	James-9	Selden-17	17,794
Dec 10	MIAMI	W	108-105	11-4	6-6	17-10	Kuzma-33	James-9	James-12	Winslow-28	18,997
Dec 13	@ Houston	L	111-126	11-4	6-7	17-11	James-29	Chandler-8	Ball-8	Harden-50	18,055
Dec 15	@ Charlotte	W	128-100	11-4	7-7	18-11	James-24	James-12	James-11	Monk-19	19,641
Dec 16	@ Washington	L	110-128	11-4	7-8	18-12	Caldwell-Pope-25	Chandler-7	Two tied-5	Wall-40	20,409
Dec 18	@ Brooklyn	L	110-115	11-4	7-9	18-13	James-36	James-13	James-9	Russell-22	17,732
Dec 21	NEW ORLEANS	W	112-104	12-4	7-9	19-13	Kuzma-23	James-12	James-14	Davis-30	18,997
Dec 23	MEMPHIS	L	99-107	12-5	7-9	19-14	James-22	James-14	James-7	Jackson-27	18,997
Dec 25	@ Golden State	W	127-101	12-5	8-9	20-14	Kuzma-19	James-13	Rondo-10	Iguodala-23	19,596
Dec 27	@ Sacramento	L	116-117	12-5	8-10	20-15	Kuzma-33	Chandler-10	Ball-12	Bogdanovic-23	17,583
Dec 28	L.A. CLIPPERS	L	107-118	12-6	8-10	20-16	Kuzma-24	Chandler-15	Ball-6	Williams-36	18,997
Dec 30	SACRAMENTO	W	121-114	13-6	8-10	21-16	Caldwell-Pope-26	McGee-12	B. Ingram-9	Fox-26	18,997
Jan 2	OKLAHOMA CITY	L	100-107	13-7	8-10	21-17	Caldwell-Pope-25	Hart-15	Ball-7	George-37	18,997
Jan 4	NEW YORK	L	112-119	13-8	8-10	21-18	B. Ingram-21	B. Ingram/McGee-9	Stephenson-7	Hardaway-22	18,997
Jan 6	@ Minnesota	L	86-108	13-8	8-11	21-19	Stephenson-14	Stephenson-6	Stephenson-6	Towns/Wiggins-28	18,978
Jan 7	@ Dallas	W	107-97	13-8	9-11	22-19	B. Ingram-29	Hart-12	Hart/B. Ingram-6	Doncic-27	20,354
Jan 9	DETROIT	W	113-100	14-8	9-11	23-19	Kuzma-41	B. Ingram/Zubac-9	Ball-11	Griffin-16	18,997
Jan 11	@ Utah	L	95-113	14-8	9-12	23-20	Beasley-17	Kuzma/McGee-8	Ball-6	Mitchell-33	18,306
Jan 13	CLEVELAND	L	95-101	14-9	9-12	23-21	Kuzma-29	Ball-9	Ball-8	Osman-20	18,997
Jan 15	CHICAGO	W	107-100	15-9	9-12	24-21	Ball-19	Kuzma-12	B. Ingram-7	Parker-18	18,997
Jan 17	@ Oklahoma City	W	138-128*	15-9	10-12	25-21	Kuzma-32	Zubac-12	B. Ingram-11	George-27	18,203
Jan 19	@ Houston	L	134-138*	15-9	10-13	25-22	Kuzma-32	McGee-14	Ball-11	Harden-38	18,055
Jan 21	GOLDEN STATE	L	111-130	15-10	10-13	25-23	Zubac-18	McGee-9	Stephenson-5	Thompson-44	18,997
Jan 24	MINNESOTA	L	105-120	15-11	10-13	25-24	B. Ingram-20	Zubac-8	Rondo-13	Towns-27	18,997
Jan 27	PHOENIX	W	116-102	16-11	10-13	26-24	Two tied-24	Zubac-16	Rondo-11	Booker-21	18,997
Jan 29	PHILADELPHIA	L	105-121	16-12	10-13	26-25	B. Ingram-36	McGee-14	Rondo-11	Embiid-28	18,997
Jan 31	@ L.A. Clippers	W	123-120*	16-12	11-13	27-25	James-24	James-14	James-9	Williams-24	19,068
Feb 2	@ Golden State	L	101-115	16-12	11-14	27-26	B. Ingram-20	Zubac-9	Rondo-11	Thompson-28	19,596
Feb 5	@ Indiana	L	94-136	16-12	11-15	27-27	James-18	James-7	James-9	Bogdanovic-24	17,265
Feb 7	@ Boston	W	129-128	16-12	12-15	28-27	James-28	James-12	James-12	Irving-24	18,624
Feb 10	@ Philadelphia	L	120-143	16-12	12-16	28-28	Kuzma-39	McGee-13	James-9	Embiid-37	20,683
Feb 12	@ Atlanta	L	113-117	16-12	12-17	28-29	James-28	James-16	James-16	Collins/Young-22	18,624
Feb 17	HOUSTON	W	111-106	17-12	12-17	29-29	James-29	B. Ingram-13	Rondo-7	Harden-30	18,997
Feb 23	@ New Orleans	L	115-128	17-12	12-18	29-30	B. Ingram-29	Kuzma-8	James-12	Holiday-27	18,626
Feb 25	@ Memphis	L	105-110	17-12	12-19	29-31	B. Ingram-32	James-12	James-11	Conley-30	17,794
Feb 27	NEW ORLEANS	W	125-119	18-12	12-19	30-31	James-33	Rondo-7	Rondo-16	Randle-35	18,997
Mar 1	MILWAUKEE	L	120-131	18-13	12-19	30-32	B. Ingram/James-31	B. Ingram/Rondo-8	James-10	Bledsoe-31	18,997
Mar 2	@ Phoenix	L	109-118	18-13	12-20	30-33	James-27	James-9	James-16	Ayton-26	18,055
Mar 4	L.A. CLIPPERS	L	105-113	18-14	12-20	30-34	James-27	Rondo-10	Rondo-12	Gallinari-23	18,997
Mar 6	DENVER	L	99-115	18-15	12-20	30-35	James-31	James/Rondo-7	Rondo-11	Barton-23	18,997
Mar 9	BOSTON	L	107-120	18-16	12-20	30-36	James-30	James/Williams-10	James-12	Irving-30	18,997
Mar 12	@ Chicago	W	123-107	18-16	13-20	31-36	James-36	McGee-11	Rondo-10	Lopez-20	21,359
Mar 14	@ Toronto	L	98-111	18-16	13-21	31-37	James-29	McGee-9	Rondo-8	Leonard-25	19,962
Mar 15	@ Detroit	L	97-111	18-16	13-22	31-38	McGee-20	McGee-13	Kuzma-10	Galloway-23	20,768
Mar 17	@ New York	L	123-124	18-16	13-23	31-39	James-33	McGee/Williams-7	James/Kuzma-8	Mudiyar-28	19,812
Mar 19	@ Milwaukee	L	101-115	18-16	13-24	31-40	Caldwell-Pope-35	McGee-11	Rondo-10	Middleton-30	17,879
Mar 22	BROOKLYN	L	106-111	18-17	13-24	31-41	McGee-33	McGee-20	James-14	Harris-26	18,997
Mar 24	SACRAMENTO	W	111-106	19-17	13-24	32-41	James/Kuzma-29	McGee-13	James-11	Bagley-25	18,997
Mar 26	WASHINGTON	W	124-106	20-17	13-24	33-41	Caldwell-Pope-29	McGee-15	James-14	Beal-32	18,997
Mar 27	@ Utah	L	100-115	20-17	13-25	33-42	Kuzma-21	McGee-13	Rondo-6	Robert-27	18,306
Mar 29	CHARLOTTE	W	129-115	21-17	13-25	34-42	James-27	Stephenson-13	Rondo-17	Walker-24	18,997
Mar 31	@ New Orleans	W	130-102	21-17	14-25	35-42	Rondo-24	McGee-16	Rondo-12	Randle-17	18,562
Apr 2	@ Oklahoma City	L	103-119	21-17	14-26	35-43	Caldwell-Pope-23	Rondo-10	Rondo-9	Grant-22	18,203
Apr 4	GOLDEN STATE	L	90-108	21-18	14-26	35-44	Williams-17	McGee/Williams-13	Caruso-6	Cousins-21	18,997
Apr 5	@ L.A. Clippers	W	122-117	21-18	15-26	36-44	Caruso-32	Three tied-10	Rondo-12	Gallinari-27	17,910
Apr 7	UTAH	W	113-109	22-18	15-26	37-44	Caldwell-Pope-32	Jones-16	Caruso-11	Robert-21	18,997
Apr 9	PORTLAND	L	101-104	22-19	15-26	37-45	Caldwell-Pope-32	James-15	Caruso-13	Harkless-26	18,997

* indicates number of overtime periods



2018-19 MISCELLANEOUS STATISTICS

STARTING LINEUPS

LINEUP #	GAME #	FORWARD	FORWARD	CENTER	GUARD	GUARD	RECORD	WINNING %
1	1-2	Ingram	James	McGee	Caldwell-Pope	Rondo	0-2	.000
2	3	James	Kuzma	McGee	Caldwell-Pope	Ball	0-1	.000
3	4-6, 25-29	James	Kuzma	McGee	Hart	Ball	5-3	.625
4	7-24	James	Kuzma	McGee	Ingram	Ball	13-5	.722
5	30-31	James	Kuzma	Chandler	Hart	Ball	0-2	.000
6	32-34	James	Kuzma	Zubac	Ingram	Ball	2-1	.667
7	35-36	Ingram	Kuzma	Zubac	Hart	Ball	0-2	.000
8	37-38, 41-44	Ingram	Kuzma	McGee	Hart	Ball	3-3	.500
9	39	Ingram	Hart	McGee	Caldwell-Pope	Ball	0-1	.000
10	40	Hart	Zubac	McGee	Ingram	Ball	0-1	.000
11	45-47	Ingram	Kuzma	Chandler	Caldwell-Pope	Ball	2-1	.667
12	48	Hart	Kuzma	Chandler	Caldwell-Pope	Ingram	0-1	.000
13	49, 53	Ingram	Kuzma	Zubac	Caldwell-Pope	Rondo	0-2	.000
14	50-51	Ingram	Beasley	Zubac	Caldwell-Pope	Rondo	1-1	.500
15	52, 54	James	Kuzma	Zubac	Ingram	Rondo	1-1	.500
16	55	James	Kuzma	McGee	Ingram	Rondo	1-0	1.000
17	56-60	James	Kuzma	McGee	Bullock	Ingram	1-4	.200
18	61-63	Ingram	James	Kuzma	Bullock	Rondo	1-2	.333
19	64, 67-68, 70, 72	James	Kuzma	McGee	Bullock	Rondo	1-4	.200
20	65	James	Hart	McGee	Bullock	Rondo	0-1	.000
21	66	James	Wagner	McGee	Caldwell-Pope	Rondo	0-1	.000
22	69, 71	Kuzma	Muscala	McGee	Bullock	Rondo	0-2	.000
23	73-74, 76	James	Kuzma	McGee	Caldwell-Pope	Rondo	3-0	1.000
24	75	Stephenson	Kuzma	McGee	Caldwell-Pope	Rondo	0-1	.000
25	77-78	Stephenson	Wagner	McGee	Caldwell-Pope	Rondo	1-1	.500
26	79-80	Caruso	Wagner	McGee	Caldwell-Pope	Rondo	1-1	.500
27	81-82	Jones	Muscala	McGee	Caldwell-Pope	Caruso	1-1	.500

INDIVIDUAL GAME LEADERS / DOUBLE-FIGURE GAMES (TIED FOR TEAM LEAD)

-- POINTS --										-- TEAM LEADER --						
	10-19	20-29	30-39	40+	10+ REB	10+ AST	DBL/DBL	TRIP/DLB		PTS	REB	AST	STL	BLK	MIN	
Lonzo Ball	21	3			3	7	4	1		1	4 (1)	13 (1)	17 (5)	2 (1)	8 (3)	
Michael Beasley	6									1				1 (1)	3 (3)	
Isaac Bonga														1 (1)	1 (1)	
Reggie Bullock (LAL)	7													6 (6)	2 (1)	
Kentavious Caldwell-Pope	30	9	3							9 (1)		1 (1)	19 (17)	3 (1)	4	
Alex Caruso	9	1	1		1	2	3			1	1 (1)	3	7 (4)	3 (1)	2	
Tyson Chandler (LAL)	2				8		2				12 (3)		2 (1)	8 (5)		
Josh Hart	18	4			4		4				3	2 (2)	16 (8)	13 (13)	5 (1)	
Andre Ingram																
Brandon Ingram	29	17	3		2	1	2			9 (1)	5 (4)	5 (2)	2 (1)	8 (6)	18 (2)	
LeBron James	7	33	12	3	22	17	32	8		40 (3)	24 (4)	33 (3)	21 (12)	8 (6)	26 (4)	
Jemerrio Jones	1				3		1				3 (1)		3 (3)	2 (1)	1	
Kyle Kuzma	36	22	6	1	3	1	4			17 (2)	7 (5)	4 (2)	9 (7)	6 (5)	17 (4)	
Scott Machado																
JaVale McGee	39	9	1		18		14			2	22 (4)		10 (9)	48 (20)	1	
Mike Muscala (LAL)	5													5 (3)		
Sviatoslav Mykhailiuk	2												1			
Rajon Rondo	19	3			4	18	14	1		1	7 (2)	23	16 (11)	4 (4)	5	
Lance Stephenson	19	2			2		1			2	3 (1)	5 (2)	5 (4)	3 (3)	1	
Moritz Wagner	7	1											3 (2)	5 (5)	1	
Johnathan Williams	7				3		3			1	3 (2)		2 (2)	2 (1)		
Ivica Zubac	10	2			4		4			2 (1)	5 (1)		1 (1)	7 (3)	1 (1)	

GAMES MISSED (INJURY / ILLNESS / SUSPENSION / INACTIVE)

PLAYER	REASON	DATES OUT	#	W/L	PLAYER	REASON	DATES OUT	#	W/L
Ball	*Left ankle sprain	1/21-4/9	35	12-23	Kuzma	Lower back contusion	1/4-1/6	2	0-2
Beasley	Personal	10/29-11/4, 11/11, 12/8-1/2	18	9-9		Left hip strain	1/27-1/29	2	1-1
Bonga	*Inactive	10/20, 1/31	2	1-1		*Right ankle sprain	3/6-3/9	2	0-2
	*G League assignment	10/22-12/5, 12/21-12/27, 1/2, 1/9-1/19, 1/24-1/29, 2/5-2/27, 3/2	45	24-21		*L. foot peroneal tendonitis	3/31-4/9	6	3-3
			47	25-22	McGee	Respiratory infection	12/16-12/28	7	2-5
Bullock	Not with team	2/7	1	1-0	Muscala	*Right ankle sprain	2/21	1	1-0
	*Right plantar fasciitis	3/24-3/26, 3/29	3	3-0		*Sore right ankle	3/22	1	0-1
	Neck stiffness	4/4-4/9	4	2-2		Tibialis posterior tendinitis	3/24	1	1-0
			8	6-2				3	2-1
Caruso	*G League two-way	10/18-12/25, 1/2-1/19, 1/24, 1/31-2/12	51	26-25	Rondo	NBA suspension	10/22-10/25	3	2-1
Chandler	Back spasms	12/23	1	0-1		*R. metacarpal fracture	11/17	1	0-1
	Right big toe sprain	2/12	1	0-1		*Right hand surgery	11/18-12/18	16	10-6
	*Neck stiffness	3/4-3/17	7	1-6		*Sprained right ring finger	12/27	1	0-1
	*Flu	3/26-4/2	5	3-2		*R. ring finger surgery	12/28-1/21	13	5-8
			14	4-10				34	17-17
Hart	*R. knee patella tendinitis	2/5, 2/12, 3/15, 3/22-3/27	7	2-5	Stephenson	*L. foot, second toe sprain	3/1-3/4, 3/9-3/19	9	1-8
	*R. knee debridement	3/29-4/9	7	4-3		Sore left foot	4/7-4/9	2	1-1
			14	6-8				11	2-9
Ingram	NBA suspension	10/22-10/27	4	2-2	Wagner	*Left knee contusion	10/18-10/25	5	2-3
	*Sprained left ankle	12/7-12/18	7	3-4		*G League assignment	10/27-10/29, 11/3	3	1-2
	Right shoulder soreness	3/4-3/6	2	0-2		*Inactive	11/7-11/10, 11/14	3	3-0
	*Deep venous thrombosis	3/9-3/17	5	1-4				11	6-5
	*Decompression surgery	3/19-4/9	12	6-6	Williams	*G League two-way	11/7-12/25, 1/2-2/12, 2/23-3/2	49	24-25
			30	12-18					
James	*Left groin strain	12/27-1/29	17	6-11	Zubac	*Inactive	11/11	1	1-0
	*Load management	2/2, 3/15, 3/27	3	0-3					
	*Sore left groin	3/19, 3/31-4/9	7	3-4					
			27	9-18					
TOTAL GAMES MISSED DUE TO INJURY:								192	

2018-19 MISCELLANEOUS STATISTICS / HIGH-LOW

LAKERS SITUATIONAL RECORDS

Decided by three points or less	5-4	More bench points than opponent (or tied)	15-18
Decided by 10 points or more	16-25	More points in the paint than opponent (or tied)	25-31
Leading (or tied) after first quarter	23-11	More 2nd-chance points than opponent (or tied)	23-18
Behind after first quarter	14-34	More fastbreak points than opponent (or tied)	25-26
Leading (or tied) at halftime	22-11	Shooting .500 or better from the floor	17-8
Behind at halftime	15-34	Holding opponent under .400 from the floor	8-4
Leading (or tied) after third quarter	29-11	All five Lakers starters score in double figures	8-3
Behind after third quarter	8-34	Scoring 100+ points	36-35
More rebounds than opponent (or tied)	27-11	Scoring 99 points or less	1-10
Fewer rebounds than opponent	10-34	Opponents score 100+ points	31-45
Grab 50 or more rebounds	15-10	Opponents score 99 points or less	6-0
More assists than opponent (or tied)	31-18	In Icon (gold) jersey	17-24
Fewer assists than opponent	6-27	In Statement (purple) jersey	8-11
Dish 30 or more assists	11-3	In Association (white) jersey	6-4
More FTA than opponent (or tied)	26-21	In City (purple/pinstriped) jersey	6-6
Fewer FTA than opponent	11-24		
More 3FG than opponent (or tied)	23-9		
Fewer 3FG than opponent	14-36		
More blocks than opponent (or tied)	26-27		
Fewer blocks than opponent	11-18		
More turnovers than opponent (or tied)	24-31		
Fewer turnovers than opponent	13-14		
Outshooting opponent (or tied)	33-18		

LAKERS SINGLE-GAME HIGHS / LOWS

	HIGH	LOW
Points	142 vs. SAS 10/22	85 at DEN 11/27
Win Margin	28* at NOP 3/31	1* at BOS 2/7
FG Made	55 vs. SAS 10/22	32 at MIN 1/6
FG Attempted	107 vs. SAS 10/22	75* at IND 2/5
FG%	.561 vs. DET 1/9	.356 vs. GSW 4/4
FG% (Qtr.)	.700* at MEM 2/25	.207 vs. GSW 4/4
FG% (Half)	.600* vs. CHA 3/29	.310 at DEN 11/27
3-Pt. FG	22 at BOS 2/7	4 at IND 2/5
3-Pt. FGA	44 vs. SAC 12/30	17 vs. DAL 10/31
3-Pt. FG%	.588 vs. DAL 10/31	.143 at DEN 11/27
FT	28 at LAC 1/31	7* at OKC 4/2
FTA	38 vs. GSW 1/21	10 at OKC 4/2
FT%	.905 at OKC 1/17	.389 at BOS 2/7
Offensive Reb.	19* vs. BKN 3/22	3 at IND 2/5
Defensive Reb.	49* at LAC 1/31	20 at NYK 3/17
Rebounds	63 at OKC 1/17	31 at HOU 12/13
Rebounds (Qtr.)	21 vs. GSW 4/4	3 vs. MIN 1/24
Rebounds (Half)	36 at MEM 12/8	14* vs. MIN 1/24
Assists	37* vs. WAS 3/26	10 vs. UTA 11/23
Assists (Qtr.)	12* vs. SAC 3/24	1* vs. UTA 11/23
Assists (Half)	21* vs. NOP 2/27	3 vs. UTA 11/23
Steals	16 at NOP 3/31	1 vs. GSW 1/21
Steals (Qtr.)	6* at NOP 3/31	0* vs. POR 4/9
Steals (Half)	9* vs. GSW 4/4	0 vs. BOS 3/9
Blocks	11* at LAC 4/5	1 at SAS 12/7
Blocks (Qtr.)	7 vs. IND 11/29	0* vs. UTA 4/7
Blocks (Half)	8 vs. HOU 10/20	0* vs. BOS 3/9
Turnovers	24* at OKC 1/17	6 at UTA 3/27

OPPONENT SINGLE-GAME HIGHS / LOWS

	HIGH	LOW
Points	143* at PHI 2/10	83 vs. UTA 11/23
Win Margin	42 at IND 2/5	1* at NYK 3/17
FG Made	56* at PHI 2/10	32* vs. IND 11/29
FG Attempted	106 at WAS 12/16	76 at NYK 3/17
FG%	.579 at NYK 3/17	.348 at SAC 11/10
FG% (Qtr.)	.737 vs. DAL 10/31	.200 vs. IND 11/29
FG% (Half)	.611 at NYK 3/17	.256 at DAL 1/7
3-Pt. FG	25 at HOU 1/19	3 at SAS 10/27
3-Pt. FGA	68 at HOU 1/19	16 at SAS 10/27
3-Pt. FG%	.559 at IND 2/5	.171 at POR 11/3
FT	34 vs. NYK 1/4	4 vs. GSW 4/4
FTA	41 vs. NYK 1/4	5 vs. GSW 4/4
FT%	1.00* at CHI 3/12	.500 vs. NOP 12/21
Offensive Reb.	22 vs. MIN 1/24	4* vs. HOU 2/21
Defensive Reb.	50 at UTA 1/11	25* vs. UTA 4/7
Rebounds	65 at UTA 1/11	34 vs. DET 1/9
Rebounds (Qtr.)	23* vs. GSW 4/4	3 at MEM 12/8
Rebounds (Half)	38 vs. OKC 1/2	11 at MEM 12/8
Assists	41 vs. GSW 1/21	11 at SAC 11/10
Assists (Qtr.)	14 vs. GSW 1/21	0 at DAL 1/7
Assists (Half)	21* at BOS 2/7	2 at DAL 1/7
Steals	15* at OKC 4/2	3 at CHA 12/15
Steals (Qtr.)	7 at MEM 12/8	0* at UTA 3/27
Steals (Half)	11 vs. PHI 1/29	0* vs. CLE 1/13
Blocks	12 at MIN 10/29	0 at CHI 3/12
Blocks (Qtr.)	5 at LAC 1/31	0* vs. UTA 4/7
Blocks (Half)	8 at POR 10/18	0* at NOP 3/31
Turnovers	24* at NOP 3/31	3 at CLE 11/21

LAKERS HIGH/LOW QUARTER/HALF

	HIGH	LOW
1st Quarter	40 at PHI 2/10	12 vs. GSW 4/4
2nd Quarter	44 at PHX 10/24	15 at UTA 1/11
1st Half	76 at PHX 10/24	38 vs. UTA 11/23
3rd Quarter	44 at NOP 3/31	18 at UTA 3/27
Thru 3 Qta.	106 at PHX 10/24	62 at DET 3/15
4th Quarter	43 vs. SAS 12/5	14* at TOR 3/14
2nd Half	72 at BOS 2/7	35 at DEN 11/27
Overtime	16 at OKC 1/17	11 at LAC 1/31
2nd Overtime	-	-

OPPONENT HIGH/LOW QUARTER/HALF

	HIGH	LOW
1st Quarter	43 vs. DEN 3/6	15 vs. IND 11/29
2nd Quarter	38* at WAS 12/16	19* at DET 3/15
1st Half	76 at PHI 2/10	38 vs. UTA 11/23
3rd Quarter	45 vs. GSW 1/21	13 at DAL 1/7
Thru 3 Qta.	110 vs. GSW 1/21	63 vs. UTA 11/23
4th Quarter	44 at SAS 12/7	14 vs. GSW 4/4
2nd Half	74 at HOU 1/19	30 at DAL 1/7
Overtime	18 at HOU 1/19	6 at OKC 1/17
2nd Overtime	-	-





RECORDS & HISTORY

116	Season-by-Season Record
117	Championship / Coaching Summary
118	Lakers Honor Roll
121	Regular Season Records (Individual)
123	Regular Season Records (Team)
127	All-Time Single-Game Highs
130	All-Time Triple-Doubles
131	Four-Point Plays
131	Margin of Victory / Defeat
132	Winning / Losing Streaks
133	Season-by-Season Leaders
135	Lakers NBA Team Leaders
136	Records by Month / Rank
137	Lakers in NBA Top 10
138	Home Attendance Records
139	All-Time Overtime Record
142	Offensive Stats by Season
143	Defensive Stats by Season
144	All-Time Numerical Roster
146	All-Time Collegiate Roster
148	G League Experience
149	All-Time Career Leaders
150	Lakers Retired Numbers
152	Hall-of-Fame Minn. Lakers
154	Year-By-Year Results, Statistics & Roster
225	All-Time Draft Choices
228	All-Time Transactions
236	Management History
239	All-Time Roster with Stats



SEASON-BY-SEASON RECORD

MINNEAPOLIS		REGULAR SEASON					PLAYOFFS	
YEAR	COACH	W-L	PCT	HOME	AWAY	NEUTRAL	W-L	ACHIEVEMENT
1948-49	John Kundla	44-16	.733	26-3	16-13	2-0	8-2	NBA Champions
1949-50	John Kundla	51-17	.750	30-1	18-16	3-0	10-2	NBA Champions
1950-51	John Kundla	44-24	.647	29-3	12-21	3-0	3-4	
1951-52	John Kundla	40-26	.606	21-5	13-19	6-2	9-4	NBA Champions
1952-53	John Kundla	48-22	.686	24-2	16-15	8-5	9-3	NBA Champions
1953-54	John Kundla	46-26	.639	21-4	13-15	12-7	9-4	NBA Champions
1954-55	John Kundla	40-32	.556	18-6	10-14	12-12	3-4	
1955-56	John Kundla	33-39	.458	13-12	6-21	14-6	1-2	
1956-57	John Kundla	34-38	.472	18-13	9-22	7-3	2-3	
1957-58	George Mikan (9-30) John Kundla (10-23)	19-53	.264	13-17	4-22	2-14	--	
1958-59	John Kundla	33-39	.458	15-7	9-17	9-15	6-7	West Champions
1959-60	John Castellani (11-25) Pollard (14-25)	25-50	.333	9-13	9-22	7-15	5-4	
LOS ANGELES		REGULAR SEASON					PLAYOFFS	
YEAR	COACH	W-L	PCT	HOME	AWAY	NEUTRAL	W-L	ACHIEVEMENT
1960-61	Fred Schaus	36-43	.456	16-12	8-20	12-11	6-6	
1961-62	Fred Schaus	54-26	.675	26-5	18-13	10-8	7-6	West Champions
1962-63	Fred Schaus	53-27	.663	27-7	20-17	6-3	6-7	West Champions
1963-64	Fred Schaus	42-38	.525	24-12	15-21	3-5	2-3	
1964-65	Fred Schaus	49-31	.613	25-13	21-16	3-2	5-6	West Champions
1965-66	Fred Schaus	45-35	.563	27-11	13-21	4-3	7-7	West Champions
1966-67	Fred Schaus	36-45	.450	21-18	12-20	3-7	0-3	
1967-68	Bill van Breda Kolff	52-30	.634	30-11	18-19	4-0	10-5	West Champions
1968-69	Bill van Breda Kolff	55-27	.670	32-9	21-18	2-0	11-7	West Champions
1969-70	Joe Mullaney	46-36	.561	27-14	17-21	2-1	11-7	West Champions
1970-71	Joe Mullaney	48-34	.585	30-11	17-22	1-1	5-7	
1971-72	Bill Sharman	69-13	.841	36-5	31-7	2-1	12-3	NBA Champions
1972-73	Bill Sharman	60-22	.732	30-11	28-11	2-0	9-8	West Champions
1973-74	Bill Sharman	47-35	.573	30-11	17-24	--	1-4	
1974-75	Bill Sharman	30-52	.366	21-20	9-32	--	--	
1975-76	Bill Sharman	40-42	.488	31-10	9-32	--	--	
1976-77	Jerry West	53-29	.646	37-4	16-25	--	4-7	
1977-78	Jerry West	45-37	.549	29-12	16-25	--	1-2	
1978-79	Jerry West	47-35	.573	31-10	16-25	--	3-5	
1979-80	Jack McKinney (10-4) Paul Westhead (50-18)	60-22	.732	37-4	23-18	--	12-4	NBA Champions
1980-81	Paul Westhead	54-28	.659	30-11	24-17	--	1-2	
1981-82	Paul Westhead (7-4) Pat Riley (50-21)	57-25	.695	30-11	27-14	--	12-2	NBA Champions
1982-83	Pat Riley	58-24	.707	33-8	25-16	--	8-7	West Champions
1983-84	Pat Riley	54-28	.659	28-13	26-15	--	14-7	West Champions
1984-85	Pat Riley	62-20	.756	36-5	26-15	--	15-4	NBA Champions
1985-86	Pat Riley	62-20	.756	35-6	27-14	--	8-6	
1986-87	Pat Riley	65-17	.793	37-4	28-13	--	15-3	NBA Champions
1987-88	Pat Riley	62-20	.756	36-5	26-15	--	15-9	NBA Champions
1988-89	Pat Riley	57-25	.695	35-6	22-19	--	11-4	West Champions
1989-90	Pat Riley	63-19	.768	37-4	26-15	--	4-5	
1990-91	Mike Dunleavy	58-24	.707	33-8	25-16	--	12-7	West Champions
1991-92	Mike Dunleavy	43-39	.524	24-17	19-22	--	1-3	
1992-93	Randy Pfund	39-43	.476	20-21	19-22	--	2-3	
1993-94	Randy Pfund (27-37) Bill Bertka (1-1) Earvin Johnson (5-11)	33-49	.402	21-20	12-29	--	--	
1994-95	Del Harris	48-34	.585	29-12	19-22	--	5-5	
1995-96	Del Harris	53-29	.646	30-11	23-18	--	1-3	
1996-97	Del Harris	56-26	.683	31-10	25-16	--	4-5	
1997-98	Del Harris	61-21	.744	33-8	28-13	--	7-6	
1998-99	Del Harris (6-6) Bill Bertka (1-0) Kurt Rambis (24-13)	31-19	.620	18-7	13-12	--	3-5	
1999-00	Phil Jackson	67-15	.817	36-5	31-10	--	15-8	NBA Champions
2000-01	Phil Jackson	56-26	.683	31-10	25-16	--	15-1	NBA Champions
2001-02	Phil Jackson	58-24	.707	34-7	24-17	--	15-4	NBA Champions
2002-03	Phil Jackson	50-32	.610	31-10	19-22	--	6-6	
2003-04	Phil Jackson	56-26	.683	34-7	22-19	--	13-9	West Champions
2004-05	Rudy Tomjanovich (24-19) Frank Hamblen (10-29)	34-48	.415	22-19	12-29	--	--	
2005-06	Phil Jackson	45-37	.549	27-14	18-23	--	3-4	
2006-07	Phil Jackson	42-40	.512	25-16	17-24	--	1-4	
2007-08	Phil Jackson	57-25	.695	30-11	27-14	--	14-7	West Champions
2008-09	Phil Jackson	65-17	.793	36-5	29-12	--	16-7	NBA Champions
2009-10	Phil Jackson	57-25	.695	34-7	23-18	--	16-7	NBA Champions
2010-11	Phil Jackson	57-25	.695	30-11	27-14	--	4-6	
2011-12	Mike Brown	41-25	.621	26-7	15-18	--	5-7	
2012-13	Mike Brown (1-4) Bernie Bickerstaff (4-1) Mike D'Antoni (40-32)	45-37	.549	29-12	16-25	--	0-4	
2013-14	Mike D'Antoni	27-55	.329	14-27	13-28	--	--	
2014-15	Byron Scott	21-61	.256	12-29	9-32	--	--	
2015-16	Byron Scott	17-65	.207	12-29	5-36	--	--	
2016-17	Luke Walton	26-56	.317	17-24	9-32	--	--	
2017-18	Luke Walton	35-47	.427	20-21	15-26	--	--	
2018-19	Luke Walton	37-45	.451	22-19	15-26	--	--	



23

PACIFIC DIVISION
CHAMPIONSHIPS

1970-71	1987-88
1971-72	1988-89
1972-73	1989-90
1973-74	1999-00
1976-77	2000-01
1979-80	2003-04
1981-82	2007-08
1982-83	2008-09
1983-84	2009-10
1984-85	2010-11
1985-86	2011-12
1986-87	

31

WESTERN CONFERENCE
CHAMPIONSHIPS

1948-49 [^]	1967-68 [^]	1987-88
1949-50 [^]	1968-69 [^]	1988-89
1951-52 [^]	1969-70 [^]	1990-91
1952-53 [^]	1971-72	1999-00
1953-54 [^]	1972-73	2000-01
1958-59 [^]	1979-80	2001-02
1961-62 [^]	1981-82	2003-04
1962-63 [^]	1982-83	2007-08
1964-65 [^]	1983-84	2008-09
1965-66 [^]	1984-85	2009-10
	1986-87	

16

NBA
CHAMPIONSHIPS

1949*	1985
1950*	1987
1952*	1988
1953*	2000
1954*	2001
1972	2002
1980	2009
1982	2010

NBA CHAMPIONSHIPS WON BY FRANCHISE

Boston	17	Miami	3	Portland	1
LAKERS	16	Houston	2	Sacramento	1
Chicago	6	New York	2	Seattle	1
Golden State	6	Atlanta	1	Toronto	1
San Antonio	5	Cleveland	1	Washington	1
Philadelphia	3	Dallas	1		
Detroit	3	Milwaukee	1		

LAKERS ALL-TIME WIN/LOSS RECORD

	REGULAR SEASON	PLAYOFFS
Minneapolis	457-382 (.514)	65-39 (.625)
Los Angeles	2,876-1,900 (.602)	373-257 (.592)
All-Time	3,333-2,282 (.594)	438-296 (.597)
GW Forum	968-313 (.756)	138-49 (.738)
STAPLES Center	522-290 (.643)	80-21 (.792)

LAKERS ALL-TIME COACHING SUMMARY

	Titles	REGULAR SEASON		PLAYOFFS		TOTAL	
		W-L	PCT	W-L	PCT	W-L	PCT
John Kundla*	5	423-302	.583	60-35	.632	483-337	.589
George Mikan*	0	9-30	.231	-	-	9-30	.231
John Castellani*	0	11-25	.306	-	-	11-25	.306
Jim Pollard*	0	14-25	.359	5-4	.556	19-29	.396
Fred Schaus	0	315-245	.563	33-38	.465	348-283	.552
Bill van Breda Kolff	0	107-57	.652	21-12	.636	128-69	.650
Joe Mullaney	0	94-70	.573	16-14	.533	110-84	.567
Bill Sharman	1	246-164	.600	22-15	.595	268-179	.600
Jerry West	0	145-101	.589	8-14	.364	153-115	.571
Jack McKinney	0	10-4	.714	-	-	10-4	.714
Paul Westhead	1	111-50	.689	13-6	.684	124-56	.689
Pat Riley	4	533-194	.733	102-47	.685	635-241	.725
Mike Dunleavy	0	101-63	.616	13-10	.565	114-73	.610
Randy Pfund	0	66-80	.452	2-3	.400	68-83	.450
Bill Bertka	0	2-1	.667	-	-	2-1	.667
Earvin Johnson	0	5-11	.313	-	-	5-11	.313
Del Harris	0	224-116	.659	17-19	.472	241-135	.641
Kurt Rambis	0	24-13	.658	3-5	.375	28-18	.609
Phil Jackson	5	610-292	.676	118-63	.652	728-355	.672
Rudy Tomjanovich	0	24-19	.558	-	-	24-19	.558
Frank Hamblen	0	10-29	.256	-	-	10-29	.256
Mike Brown	0	42-29	.592	5-7	.417	47-36	.566
Bernie Bickerstaff	0	4-1	.800	-	-	4-1	.800
Mike D'Antoni	0	67-87	.435	0-4	.000	67-91	.424
Byron Scott	0	38-126	.232	-	-	38-126	.232
Luke Walton	0	98-148	.398	-	-	98-148	.398

LAKERS HONOR ROLL

LAKERS ALL-STARS / TIMES SELECTED

Kobe Bryant	18	James Worthy	7	George Miikan	4	Eddie Jones	2	Dwight Howard	1
Jerry West	14	Vern Mikkelsen	6	Jim Pollard	4	Jamaal Wilkes	2	Darall Imhoff	1
K. Abdul-Jabbar	13	Slater Martin	5	Pau Gasol	3	Andrew Bynum	1	Clyde Lovellette	1
Earvin Johnson	12	Wilt Chamberlain	4	Rudy LaRusso	3	Cedric Ceballos	1	Norm Nixon	1
Eglyn Baylor	11	Gail Goodrich	4	Larry Foust	2	Archie Clark	1	Frank Selvy	1
Shaquille O'Neal	7	Dick Garmaker	4	Rod Hundley	2	A.C. Green	1	Nick Van Exel	1

ALL-STAR GAME YEAR-BY-YEAR

1950-51	Boston	Mikan (12 pts, 11 rebs), Mikkelsen (11 pts, 9 rebs), Pollard (4 pts, 5 ast)
1951-52	Boston	Mikan (26 pts, 15 rebs), Mikkelsen (12 pts, 10 rebs), Pollard (4 pts, 11 rebs, 5 ast)
1952-53	Ft. Wayne	Martin (5 pts, 2 rebs), Mikan* (22 pts, 16 rebs), Mikkelsen (6 pts, 6 rebs)
1953-54	New York	Martin (2 pts, 3 ast), Mikan (18 pts, 9 rebs), Pollard (23 pts)
1954-55	New York	Martin (5 pts, 5 ast), Mikkelsen (16 pts, 9 rebs), Pollard (17 pts, 4 rebs)
1955-56	Rochester	Lovellette (7 pts, 10 rebs), Martin (9 pts, 7 ast), Mikkelsen (16 pts, 9 rebs)
1956-57	Boston	Garmaker (10 pts, 7 rebs), Martin (8 pts, 3 ast), Mikkelsen (6 pts, 9 rebs)
1957-58	St. Louis	Foust (10 pts, 3 rebs), Garmaker (5 pts, 6 rebs)
1958-59	Detroit	Baylor* (24 pts, 11 rebs), Foust (8 pts, 9 rebs), Garmaker (5 pts, 2 rebs)
1959-60	Philadelphia	Baylor (25 pts, 13 rebs), Garmaker (11 pts, 4 rebs), Hundley (10 pts, 3 rebs)
1960-61	Syracuse	Baylor (15 pts, 10 rebs), Hundley (14 pts), West (9 pts)
1961-62	St. Louis	Baylor (32 pts, 9 rebs) LaRusso (DNP), Selvy (4 rebs), West (18 pts)
1962-63	Los Angeles	Baylor (17 pts, 14 rebs, 7 ast), LaRusso (6 pts), West (13 pts, 7 rebs, 5 ast)
1963-64	Boston	Baylor (15 pts, 8 rebs, 5 ast), West (17 pts, 5 ast)
1964-65	St. Louis	Baylor (18 pts, 7 rebs), West (20 pts 5 rebs, 6 ast)
1965-66	Cincinnati	LaRusso (11 pts), West (4 pts)
1966-67	San Francisco	Baylor (20 pts, 5 rebs, 5 ast), Imhoff (7 rebs), West (16 pts, 6 ast)
1967-68	New York	Baylor (22 pts, 6 rebs), Clark (17 pts), West (17 pts, 6 rebs, 6 ast)
1968-69	Baltimore	Baylor (21 pts, 9 rebs, 5 ast), Chamberlain (4 pts, 12 rebs), West (DNP-Injured)
1969-70	Philadelphia	Baylor (9 pts, 7 rebs), West (22 pts, 5 rebs, 5 ast)
1970-71	San Diego	Chamberlain (2 pts, 8 rebs, 5 ast), West (5 pts, 9 ast)
1971-72	Los Angeles	Chamberlain (8 pts, 10 rebs), Goodrich (4 pts), West* (13 pts, 6 rebs, 5 ast)
1972-73	Chicago	Chamberlain (2 pts, 7 rebs), Goodrich (2 pts), West (6 pts)
1973-74	Seattle	Goodrich (18 pts, 6 ast), West (DNP-Injured)
1974-75	Phoenix	Goodrich (4 pts, 4 ast)
1975-76	Philadelphia	Abdul-Jabbar (22 pts, 15 rebs)
1976-77	Milwaukee	Abdul-Jabbar (21 pts)
1977-78	Atlanta	NONE
1978-79	Detroit	Abdul-Jabbar (11 pts, 8 rebs)
1979-80	Landover	Abdul-Jabbar (17 pts, 16 rebs, 9 ast), Johnson (12 pts)
1980-81	Cleveland	Abdul-Jabbar (15 pts, 6 rebs, 4 ast), Wilkes (15 pts, 8 rebs, 3 ast)
1981-82	E. Rutherford	Abdul-Jabbar (2 pts, 3 rebs, 1 ast), Johnson (16 pts, 4 reb, 7 ast), Nixon (14 pts, 2 ast)
1982-83	Los Angeles	Abdul-Jabbar (20 pts, 6 rebs, 5 ast), Johnson (17 pts, 5 rebs, 16 ast), Wilkes (10 pts, 2 rebs, 2 ast)
1983-84	Denver	Abdul-Jabbar (25 pts, 13 rebs, 2 ast), Johnson (15 pts, 9 rebs, 22 ast)
1984-85	Indianapolis	Abdul-Jabbar (11 pts, 6 rebs), Johnson (21 pts, 15 ast)
1985-86	Dallas	Abdul-Jabbar (21 pts, 7 rebs), Johnson (6 pts, 15 ast), Worthy (20 pts)
1986-87	Seattle	Abdul-Jabbar (10 pts, 8 rebs), Johnson (9 pts, 7 rebs, 13 ast), Worthy (22 pts, 8 rebs)
1987-88	Chicago	Abdul-Jabbar (10 pts, 4 rebs), Johnson (17 pts, 6 rebs, 19 ast), Worthy (4 pts, 3 rebs)
1988-89	Houston	Abdul-Jabbar (4 pts, 3 rebs), Johnson (DNP-Injured), Worthy (8 pts, 2 rebs)
1989-90	Miami	Green (3 rebs), Johnson* (22 pts, 6 rebs), Worthy (2 pts, 4 rebs)
1990-91	Charlotte	Johnson (16 pts, 4 rebs, 3 ast), Worthy (9 pts, 2 rebs)
1991-92	Orlando	Johnson* (25 pts, 5 rebs, 9 ast), Worthy (9 pts, 4 rebs)
1992-93	Salt Lake City	NONE
1993-94	Minneapolis	NONE
1994-95	Phoenix	Ceballos (DNP-Injured)
1995-96	San Antonio	NONE
1996-97	Cleveland	Jones (10 pts, 1 reb, 1 ast), O'Neal (DNP-Injured)
1997-98	New York	Bryant (18 pts, 6 rebs), Jones (15 pts, 11 rebs), O'Neal (12 pts, 4 rebs), Van Exel (13 pts, 2 ast)
1998-99	NO GAME	
1999-00	Oakland	Bryant (15 pts, 3 ast), O'Neal* (22 pts, 9 rebs)
2000-01	Washington, DC	Bryant (19 pts, 7 rebs, 4 ast), O'Neal (DNP-Injured)
2001-02	Philadelphia	Bryant* (31 pts, 5 rebs, 5 ast), O'Neal (DNP-Injured)
2002-03	Atlanta	Bryant (22 pts, 7 rebs, 6 ast), O'Neal (19 pts, 13 rebs)
2003-04	Los Angeles	Bryant (20 pts, 4 rebs, 4 ast, 5 stl), O'Neal* (24 pts, 11 rebs)
2004-05	Denver	Bryant (16 points, 6 rebs, 7 ast, 3 stl)
2005-06	Houston	Bryant (8 points, 7 rebs, 8 ast, 3 stl)
2006-07	Las Vegas	Bryant* (31 pts, 5 rebs, 6 ast, 4 stl)
2007-08	New Orleans	Bryant (1 reb, 3 min)
2008-09	Phoenix	Bryant* (27 pts, 4 rebs, 4 ast, 4 stl), Gasol (14 pts, 8 rebs)
2009-10	Dallas	Bryant (DNP-Injured), Gasol (13 pts, 6 rebs, 1 stl)
2010-11	Los Angeles	Bryant* (37 pts, 14 rebs, 3 ast, 3 stl), Gasol (17 pts, 7 rebs, 2 ast, 2 blk)
2011-12	Orlando	Bryant (27 pts, 1 reb, 1 ast, 2 stl), Bynum (3 rebs, 1 ast, 1 blk)
2012-13	Houston	Bryant (9 pts, 4 reb, 8 ast, 2 stl, 2 blk), Howard (9 pts, 7 reb)
2013-14	New Orleans	Bryant (DNP-Injured)
2014-15	New York	Bryant (DNP-Injured)
2015-16	Toronto	Bryant (10 pts, 6 reb, 7 ast, 1 stl)
2016-17	New Orleans	NONE
2017-18	Los Angeles	NONE
2018-19	Charlotte	James (19 pts, 8 reb, 4 ast, 2 blk)



ALL-STAR WEEKEND ROOKIE GAME / ROOKIE-SOPHOMORE GAME PARTICIPANTS

1993-94	Nick Van Exel	6 asts
1994-95	Eddie Jones (MVP)	25 pts, 4 rebs, 6 stls
1996-97	Kobe Bryant	31 pts, 8 rebs, 3 asts
	Derek Fisher	16 pts, 6 asts
	Travis Knight	9 pts, 4 asts
2006-07	Jordan Farmar	12 pts, 2 stls
	Andrew Bynum	7 pts, 4 rebs
2007-08	Jordan Farmar	17 pts, 12 asts, 4 stls
2015-16	Jordan Clarkson	25 pts, 5 rebs, 5 asts
	D'Angelo Russell	22 pts, 7 asts, 2 stls
2016-17	Brandon Ingram	4 pts, 3 rebs, 1 stl
	D'Angelo Russell	12 pts, 4 asts, 3 rebs
2017-18	Lonzo Ball	DNP-Injured
	Brandon Ingram	8 pts, 3 rebs, 1 ast
	Kyle Kuzma	20 pts, 7 rebs, 2 asts
2018-19	Lonzo Ball	DNP-Injured
	Kyle Kuzma (MVP)	35 pts, 6 rebs, 2 asts

ALL-STAR WEEKEND THREE-POINT SHOOTOUT PARTICIPANTS

1986-87	Byron Scott
	Michael Cooper
1987-88	Byron Scott
2016-17	Nick Young

ALL-STAR WEEKEND SLAM DUNK PARTICIPANTS

1983-84	Michael Cooper
1994-95	Antonio Harvey
1996-97	Kobe Bryant (Champion)
2009-10	Shannon Brown

ALL-STAR GAME HEAD COACHES

Pat Riley	(8)	1982, 1983, 1985, 1986, 1987, 1988, 1989, 1990
Fred Schaus	(4)	1963, 1964, 1966, 1967
Bill Sharman	(2)	1972, 1973
Phil Jackson	(2)	2000, 2009

ALL-NBA FIRST TEAM

Kobe Bryant	(11)	2002, 2003, 2004, 2006, 2007, 2008, 2009, 2010, 2011, 2012, 2013
Elgin Baylor	(10)	1959, 1960, 1961, 1962, 1963, 1964, 1965, 1967, 1968, 1969
Jerry West	(10)	1962, 1963, 1964, 1965, 1966, 1967, 1970, 1971, 1972, 1973
Earvin Johnson	(9)	1983, 1984, 1985, 1986, 1987, 1988, 1989, 1990, 1991
Kareem Abdul-Jabbar	(6)	1976, 1977, 1980, 1981, 1984, 1986
George Mikan	(6)	1949, 1950, 1951, 1952, 1953, 1954
Shaquille O'Neal	(6)	1998, 2000, 2001, 2002, 2003, 2004
Jim Pollard	(2)	1949, 1950
Gail Goodrich	(1)	1974

ALL-NBA SECOND TEAM

Kareem Abdul-Jabbar	(4)	1978, 1979, 1983, 1985
Vern Mikkelsen	(4)	1951, 1952, 1953, 1955
Kobe Bryant	(2)	2000, 2001
Jim Pollard	(2)	1952, 1954
Slater Martin	(2)	1955, 1956
Jerry West	(2)	1968, 1969
Andrew Bynum	(1)	2012
Wilt Chamberlain	(1)	1972
Dick Garmaker	(1)	1957
Pau Gasol	(1)	2011
Earvin Johnson	(1)	1982
Clyde Lovellette	(1)	1956
Shaquille O'Neal	(1)	1999

ALL-NBA THIRD TEAM

Kobe Bryant	(2)	1999, 2005
Pau Gasol	(2)	2009, 2010
James Worthy	(2)	1990, 1991
Dwight Howard	(1)	2013
LeBron James	(1)	2019
Shaquille O'Neal	(1)	1997

NBA MOST VALUABLE PLAYER

Kareem Abdul-Jabbar	(3)	1976, 1977, 1980
Earvin Johnson	(3)	1987, 1989, 1990
Shaquille O'Neal	(1)	2000
Kobe Bryant	(1)	2008

NBA FINALS MOST VALUABLE PLAYER

Earvin Johnson	(3)	1980, 1982, 1987
Shaquille O'Neal	(3)	2000, 2001, 2002
Kobe Bryant	(2)	2009, 2010
Jerry West	(1)	1969
Wilt Chamberlain	(1)	1972
Kareem Abdul-Jabbar	(1)	1985
James Worthy	(1)	1988

NBA COACH OF THE YEAR

Bill Sharman	(1)	1971-72
Pat Riley	(1)	1989-90
Del Harris	(1)	1994-95

NBA ROOKIE OF THE YEAR

Elgin Baylor	(1)	1958-59
--------------	-----	---------

NBA DEFENSIVE PLAYER OF THE YEAR

Michael Cooper	(1)	1986-87
----------------	-----	---------

NBA ALL-DEFENSIVE FIRST TEAM

Kobe Bryant	(9)	2000, 2003, 2004, 2006, 2007, 2008, 2009, 2010, 2011
Michael Cooper	(5)	1982, 1984, 1985, 1987, 1988
Jerry West	(4)	1970, 1971, 1972, 1973
Kareem Abdul-Jabbar	(3)	1979, 1980, 1981
Wilt Chamberlain	(2)	1972, 1973

NBA ALL-DEFENSIVE SECOND TEAM

Kareem Abdul-Jabbar	(4)	1976, 1977, 1978, 1984
Kobe Bryant	(3)	2001, 2002, 2012
Michael Cooper	(3)	1981, 1983, 1986
Shaquille O'Neal	(3)	2000, 2001, 2003
Eddie Jones	(2)	1998, 1999
A.C. Green	(1)	1989
Jim Price	(1)	1974
Jerry West	(1)	1969

NBA SIXTH MAN OF THE YEAR

Lamar Odom	(1)	2010-11
------------	-----	---------

NBA EXECUTIVE OF THE YEAR

Jerry West	(1)	1994-95
------------	-----	---------

J. WALTER KENNEDY CITIZENSHIP AWARD

Michael Cooper	(1)	1985-86
Earvin Johnson	(1)	1991-92
Metta World Peace	(1)	2010-11
Pau Gasol	(1)	2011-12

KIA COMMUNITY ASSISTANT AWARD

Pau Gasol	(1)	2011-12
-----------	-----	---------

LAKERS HONOR ROLL

NBA ALL-ROOKIE FIRST TEAM

Bill Hewitt	1968-69	James Worthy	1982-83
Dick Garrett	1969-70	Byron Scott	1983-84
Jim Price	1972-73	Vlade Divac	1989-90
Brian Winters	1974-75	Eddie Jones	1994-95
Norm Nixon	1977-78	Jordan Clarkson	2014-15
Earvin Johnson	1979-80	Kyle Kuzma	2017-18

NBA ALL-ROOKIE SECOND TEAM

Nick Van Exel	1993-94	D'Angelo Russell	2015-16
Kobe Bryant	1996-97	Brandon Ingram	2016-17
Travis Knight	1996-97	Lonzo Ball	2017-18

BASKETBALL HALL OF FAME (INDUCTION YEAR)

George Mikan	1959
Elgin Baylor	1977
Jim Pollard	1978
Wilt Chamberlain	1979
Pete Newell (contributor)	1979, 2010*
Jerry West	1980, 2010*
Slater Martin	1982
Clyde Lovellette	1988
Connie Hawkins	1992
John Kundla (coach)	1995
Vern Mikkelsen	1995
Kareem Abdul-Jabbar	1995
Gail Goodrich	1996
Bob McAdoo	2000
Earvin Johnson	2002, 2010^
Chick Hearn (contributor)	2003
James Worthy	2003
Bill Sharman (coach)	2004
Phil Jackson (coach)	2007
Adrian Dantley	2008
Pat Riley (coach)	2008
Dr. Jerry Buss (contributor)	2010
Karl Malone	2010, 2010^
Bob Boozer (1960 US Olympic Team)	2010
Darrell Imhoff (1960 US Olympic Team)	2010
Dennis Rodman	2011
Tex Winter (contributor)	2011
Jamaal Wilkes	2012
Gary Payton	2013
Mitch Richmond	2014
Spencer Haywood	2015
Zelmo Beaty	2016
Shaquille O'Neal	2016
Charlie Scott	2018
Steve Nash	2018
Vlade Divac	2019

US OLYMPIC BASKETBALL TEAM MEMBERS

LeBron James	2012, '08, '04	Kenny Carr	1976
Kobe Bryant	2012, '08	Adrian Dantley	1976
Tyson Chandler	2012	Mitch Kupchak	1976
Dwight Howard	2008	Jim Brewer	1972
Carlos Boozer	2008, '04	Dwight Jones	1972
Lamar Odom	2004	Spencer Haywood	1968
Gary Payton	2000, 1996	Charlie Scott	1968
Karl Malone	1996, '92	Jim Barnes	1964
Shaquille O'Neal	1996	Mel Counts	1964
Earvin Johnson	1992	Walt Hazzard	1964
J.R. Reid	1988	Bob Boozer	1960
Mitch Richmond	1996, '88	Darrell Imhoff	1960
Joe Kleine	1984	Jerry West	1960
Sam Perkins	1984	Clyde Lovellette	1952
Sam Bowie	1980		

NBA COACH OF THE MONTH

Pat Riley	(5)	December 1988, November 1986, November 1985, March 1985, January 1983
Phil Jackson	(3)	November 2001, February 2000, December 1999
Mike Dunleavy	(2)	November 1991, January 1991
Del Harris	(1)	April 1998

NBA PLAYER OF THE WEEK (WEEK ENDING...)

Magic Johnson	(18)	4/7/91, 4/15/90, 1/1/89, 12/4/88, 12/13/87, 4/5/87, 3/22/87, 3/8/87, 2/15/87, 12/21/86, 3/9/86, 2/17/85, 2/26/84, 11/13/83, 4/10/83, 3/13/83, 3/16/80, 11/11/79
Kareem Abdul-Jabbar	(7)	3/24/85, 4/8/84, 2/12/84, 2/28/82, 12/21/80, 2/17/80, 12/9/79
Shaquille O'Neal	(7)	4/8/01, 3/12/00, 2/20/00, 12/5/99, 3/22/98, 11/16/97, 12/15/96
Kobe Bryant	(2)	12/24/00, 4/16/00
Cedric Ceballos	(2)	11/19/95, 12/25/94
Vlade Divac	(1)	3/26/95
Byron Scott	(1)	1/10/88

NBA PLAYER OF THE MONTH

Shaquille O'Neal	(7)	April 2001, March 2000, February 2000, November 1999, April 1998, January 1998, December 1996
Magic Johnson	(6)	February 1990, March 1987, December 1986, February 1985, November 1983, October 1983
Kareem Abdul-Jabbar	(2)	March 1984, December 1979
Kobe Bryant	(1)	December 2000
Cedric Ceballos	(1)	December 1994
Eddie Jones	(1)	November 1997

WESTERN CONF. PLAYER OF THE WEEK

(WEEK ENDING...)

Kobe Bryant	(31)	4/14/13, 3/10/13, 2/24/13 1/15/12, 1/8/12, 3/27/11, 12/27/09, 12/20/09, 11/22/09, 3/16/09, 1/12/09, 12/29/08, 1/13/08, 3/2/08, 4/6/08, 3/25/07, 3/18/07, 4/16/06, 1/22/06, 12/25/05, 12/18/05, 11/13/05, 3/22/04, 2/17/04, 2/23/03, 2/2/03, 1/12/03, 12/8/02, 11/3/02, 1/20/02, 11/4/01
Shaquille O'Neal	(7)	3/15/04, 12/1/03, 4/6/03, 3/9/03 3/10/02, 2/24/02, 2/3/02
Pau Gasol	(4)	10/31/10, 3/21/10, 2/23/09, 2/9/09
Andrew Bynum	(3)	4/15/12, 3/18/12, 1/26/09

WESTERN CONF. PLAYER OF THE MONTH

Kobe Bryant	(15)	February 2013, January 2012, March 2011, December 2009, January 2009, December 2008, February 2008, April 2008, March 2007, December 2006, April 2006, January 2006, March 2004, January 2003, November 2001
Pau Gasol	(1)	February 2009
Shaquille O'Neal	(1)	March 2003

WESTERN CONF. COACH OF THE MONTH

Phil Jackson	(5)	March 2011, November 2009, April 2008, November 2003, April 2003
Mike D'Antoni	(1)	April 2013

WESTERN CONF. ROOKIE OF THE MONTH

Jordan Clarkson	(1)	March 2015
Kyle Kuzma	(1)	October/November 2017

* Member of 1960 US Olympic Team;

^ Member of 1992 US Olympic Team



REGULAR SEASON INDIVIDUAL RECORDS

MOST POINTS

Game	81	Kobe Bryant	vs. TOR	1/22/06
Half	55	Kobe Bryant	vs. TOR	1/22/06
Quarter	30	Kobe Bryant	vs. UTA	11/30/06
	30	Kobe Bryant	vs. DAL	12/20/05
Season	2,832	Kobe Bryant		2005-06
Career	33,643	Kobe Bryant		1996-2016

MOST FG MADE

Game	29	Wilt Chamberlain	vs. PHX	2/9/69
Half	18	Kobe Bryant	vs. TOR	1/22/06
Quarter	11	Kobe Bryant	vs. TOR	1/22/06
	11	Kobe Bryant	at SEA	2/2/99
Season	1,029	Elgin Baylor		1962-63
Career	11,719	Kobe Bryant		1996-2016

MOST FG ATTEMPTED

Game	55	Elgin Baylor	vs. PHI	12/2/61
Half	30	Kobe Bryant	vs. UTA	4/13/16
Quarter	18	Elgin Baylor	at NYK	11/15/60
Season	2,273	Elgin Baylor		1962-63
Career	26,200	Kobe Bryant		1996-2016

HIGHEST FG %

Game	1.000	Wilt Chamberlain	vs. DET	3/11/69
		(14-14)		
Season	.727*	Wilt Chamberlain (min. 300 FGM)		1972-73
Career	.605	Wilt Chamberlain (min. 2000 FGM)		1969-73

MOST FREE THROWS MADE

Game	25	Dwight Howard	at ORL	3/12/13
Half	17	Kobe Bryant	at CLE	1/30/01
Quarter	14	Kobe Bryant	at UTA	2/26/07
Consecutive	62	Kobe Bryant		2005-06
Season	840*	Jerry West		1965-66
Career	8,378	Kobe Bryant		1996-2016

MOST FREE THROWS ATTEMPTED

Game	39*	Dwight Howard	at ORL	3/12/13
Half	20	Dwight Howard	at ORL	3/12/13
	20	Shaquille O'Neal	at GSW	3/14/02
Quarter	17	Dwight Howard	at ORL	3/12/13
Season	977	Jerry West		1965-66
Career	10,011	Kobe Bryant		1996-2016

FREE THROW % (MIN. 18 ATT.)

Game	1.000	Kobe Bryant (20-20)	at NYK	2/2/09
	1.000	Kobe Bryant (18-18)	at POR	4/10/13
	1.000	Earvin Johnson (18-18)	vs. UTA	4/11/91
	1.000	Jerry West (18-18)	vs. NYK	11/9/69
	1.000	Jerry West (18-18)	vs. DET	11/10/65
Season	.9112	Earvin Johnson (min. 125 FTM)		1988-89
Career	.877	Cazzie Russell (min. 200 FTM)		1974-77

MOST 3-PT FG MADE

Game	12	Kobe Bryant	vs. SEA	1/7/03
Half	8	Kobe Bryant	vs. WAS	3/28/03
Quarter	6	Kobe Bryant	vs. SEA	1/7/03
Season	183	Nick Van Exel		1994-95
Career	1,827	Kobe Bryant		1996-2016

MOST 3-PT FG ATTEMPTED

Game	21	Kobe Bryant	vs. UTA	4/13/16
Half	13	Sasha Vujacic	vs. MEM	3/28/08
Quarter	n/a	-	-	-
Season	518	Kobe Bryant		2005-06
Career	5,546	Kobe Bryant		1996-2016

3-PT FIELD GOAL % (MIN. 6 ATT.)

Game	1.000	Kobe Bryant (7-7)	vs. PHI	1/6/06
Half	1.000	Nick Van Exel (6-6)	vs. VAN	11/16/97
Season	.441	Vladimir Radmanovic (min. 55 3FGM)		2008-09
Career	.400	Vladimir Radmanovic (min. 250 3FGM)		2006-09

MOST REBOUNDS

Game	42	Wilt Chamberlain	vs. BOS	3/7/69
Half	27	Wilt Chamberlain	vs. BOS	3/7/69
Quarter	14	Happy Hairston	vs. PHI	11/15/74
	14	Wilt Chamberlain	vs. BOS	3/7/69
	14	Gene Wiley	vs. NYK	11/5/62
Season	1,712	Wilt Chamberlain		1968-69
Career	11,463	Elgin Baylor		1959-72

MOST OFFENSIVE REBOUNDS (SINCE 1973-74)

Game	14	Shaquille O'Neal	at MEM	4/4/03
Half	9	Lamar Odom	vs. PHX	1/17/08
	9	Shaquille O'Neal	at MEM	4/4/03
	9	Happy Hairston	at CHI	2/16/75
Quarter	n/a	-	-	-
Season	336	Shaquille O'Neal		1999-00
Career	2,494	Kareem Abdul-Jabbar		1975-89

MOST DEFENSIVE REBOUNDS (SINCE 1973-74)

Game	29*	Kareem Abdul-Jabbar	vs. DET	12/14/75
Half	n/a	-	-	-
Quarter	13*	Happy Hairston	vs. PHI	11/15/74
Season	1,111*	Kareem Abdul-Jabbar		1975-76
Career	7,785	Kareem Abdul-Jabbar		1975-89

MOST ASSISTS

Game	24	Earvin Johnson	vs. DEN	11/17/89
	24	Earvin Johnson	at PHX	1/9/90
Half	18	Earvin Johnson	vs. SEA	2/21/84
Quarter	12	Earvin Johnson	vs. SEA	2/21/84
Season	989	Earvin Johnson		1990-91
Career	10,141	Earvin Johnson		1979-91, 96

MOST STEALS (SINCE 1973-74)

Game	10	Jerry West	vs. SEA	12/7/73
Half	6	Kobe Bryant	vs. UTA	2/13/06
	6	Eddie Jones	at PHI	11/26/96
	6	Eddie Jones	vs. BOS	12/26/95
	6	Sedale Threatt	at POR	3/3/92
	6	Jerry West	vs. SEA	12/7/73
Quarter	n/a	-	-	-
Season	208	Earvin Johnson		1981-82
Career	1,944	Kobe Bryant		1996-2016

MOST BLOCKED SHOTS (SINCE 1973-74)

Game	17*	Elmore Smith	vs. POR	10/28/73
Half	11*	Elmore Smith	vs. POR	10/28/73
Quarter	6	Elmore Smith	vs. POR	10/28/73
Season	393	Elmore Smith		1973-74
Career	2,694	Kareem Abdul-Jabbar		1975-89

REGULAR SEASON INDIVIDUAL RECORDS (OPPONENTS)

MOST POINTS

Game	78	Wilt Chamberlain	at PHI (30T)	12/8/61
	72	Wilt Chamberlain	vs. PHI	11/3/62
Half	39	Wilt Chamberlain	at PHI	2/7/66
Quarter	24	James Harden	at HOU	12/20/17

MOST FG MADE

Game	31	Wilt Chamberlain	at PHI (30T)	12/8/61
	29	Wilt Chamberlain	vs. PHI	11/3/62

MOST FG ATTEMPTED

Game	62	Wilt Chamberlain	at PHI (30T)	12/8/61
	48	Wilt Chamberlain	vs. PHI	11/3/62

HIGHEST FG %

Game	1.000	Wilt Chamberlain (15-15)	at PHI	1/20/67
------	-------	-----------------------------	--------	---------

MOST FREE THROWS MADE

Game	24	Frank Selvy	vs. MIL	12/2/54
	22	Oscar Robertson	at CIN	12/18/64

MOST FREE THROWS ATTEMPTED

Game	31	Wilt Chamberlain	at PHI (30T)	12/8/61
	27	Gilbert Arenas	vs. WAS (OT)	12/17/06
	27	Dolph Schayes	vs. SYR	1/17/51
	24	Dwight Howard	at HOU	1/8/14
	24	Oscar Robertson	vs. CIN	12/3/65
	24	Walter Dukes	vs. DET	11/19/60

FREE THROW %

Game	1.000	Dolph Schayes (18-18)	vs. SYR	10/29/60
------	-------	--------------------------	---------	----------

MOST 3-PT FG MADE

Game	10	Peja Stojackovic	vs. NOH	11/6/07
	10	Klay Thompson	vs. GSW	1/21/19

MOST 3-PT FG ATTEMPTED

Game	19	James Harden	at HOU	1/19/19
	16	Stephen Curry	at GSW	1/14/16
	16	Jason Terry	vs. DAL	3/15/09

3-PT FIELD GOAL % (MIN. 6 ATT.)

Game	1.000	Kyle Korver (6-6)	vs. ATL	11/3/13
	1.000	Bruce Bowen (6-6)	at SAS	11/13/07
	1.000	Raja Bell (6-6)	vs. PHX	4/8/07
	1.000	Jason Richardson (6-6)	at GSW	12/10/02

MOST REBOUNDS

Game	45	Wilt Chamberlain	at PHI	1/21/61
------	----	------------------	--------	---------

MOST OFFENSIVE REBOUNDS (SINCE 1973-74)

Game	14	Joakim Noah	at CHI	12/15/09
	14	David Robinson	at SAS	4/2/91
	14	Moses Malone	at HOU	4/6/82

MOST DEFENSIVE REBOUNDS (SINCE 1973-74)

Game	22	Truck Robinson	vs. NOJ	11/11/77
------	----	----------------	---------	----------

MOST ASSISTS

Game	28	Bob Cousy	at BOS	2/27/59
	23	John Stockton	at UTA	4/12/90
	23	Kevin Porter	vs. DET	3/30/79
Half	19*	Bob Cousy	at BOS	2/27/59
Quarter	12	Bob Cousy	at BOS	2/27/59

MOST STEALS (SINCE 1973-74)

Game	10	Larry Steele	vs. POR	11/16/74
------	----	--------------	---------	----------

MOST BLOCKED SHOTS (SINCE 1973-74)

Game	10	Shawn Bradley	at DAL	3/4/97
	10	Shawn Kemp	vs. SEA	1/18/91
	10	David Robinson	vs. SAS	2/20/90



REGULAR SEASON TEAM RECORDS (HIGHS)

MOST POINTS

Game	162	vs. GSW	3/19/72
Half	91	vs. GSW	3/19/72
	91	vs. CHI	11/23/66
Quarter	51	vs. NYK	3/25/14
Season	9,937	121.2 per game	1967-68

MOST FG MADE

Game	69	vs. DEN	4/9/82
	69	vs. GSW	3/19/72
Half	37	vs. GSW	3/19/72
Quarter	22	vs. CHI	1/23/66
Season	3,964	48.3 per game	1982-83

MOST FG ATTEMPTED

Game	138	at PHI (30T)	12/8/61
	135	at PHI	1/21/61
Half	73	at BOS	2/27/59
Quarter	39	at BOS	2/27/59
Season	8,466	104.5 per game	1966-67

HIGHEST FG %

Game	.685	vs. NYK (63-92)	1/23/79
Season	.545*		1984-85

MOST FREE THROWS MADE

Game	52	vs. NYK	11/13/57
	49	vs. SFW	1/20/68
Half	32	vs. PHI	2/15/57
Quarter	21	at CHI	12/17/91
	21	vs. PHI	12/19/71
	21	vs. CHI	1/25/66
Season	2,378		1961-62

MOST FREE THROWS ATTEMPTED

Game	69	vs. STL (OT)	2/17/57
	66	vs. NYK	11/13/57
	64	vs. CHI	11/19/99
	64	vs. DET	11/23/67
Half	42	vs. PHI	2/15/57
Quarter	27	vs. LAC	11/5/00
	27	vs. CHI	1/25/66
Season	3,240		1961-62

FREE THROW % (MOST WITHOUT A MISS)

Game	1.000	at DEN (27-27)	1/30/91
Season	.802		1988-89

MOST 3-PT FG MADE

Game	22	at BOS	2/7/19
	19	vs. SAC	2/28/14
	19	vs. WAS (OT)	12/17/06
Half	14	at BOS	2/7/19
	14	vs. SAC	2/28/14
Quarter	n/a	-	-
Season	847		2018-19

MOST 3-PT FG ATTEMPTED

Game	45	vs. MEM	3/28/08
Season	2,541		2018-19

3-PT FIELD GOAL % (MIN. 5 ATT.)

Game	1.000	at POR (6-6)	1/1/87
Season	.381		2013-14

MOST REBOUNDS (TEAM REBOUNDS NOT INCLUDED)

Game	107	vs. IND (OT)	1/14/51
	101	vs. BOS	2/18/62
Half	55	at DET	1/9/66
Quarter	31	vs. STL	2/21/60
Season	5,816		1960-61

MOST OFFENSIVE REBOUNDS (SINCE 1973-74)

Game	31	vs. LAC (20T)	11/15/93
	30	at PHO	3/1/86
Half	n/a	-	-
Quarter	n/a	-	-
Season	1,365		1973-74

MOST DEFENSIVE REBOUNDS (SINCE 1973-74)

Game	58	vs. SEA	10/19/73
Half	36*	vs. SEA	10/19/73
Quarter	n/a	-	-
Season	2,985		2018-19

MOST ASSISTS

Game	51	vs. DEN	2/23/82
Half	28	vs. DET	11/24/72
Quarter	17	vs. DEN	2/23/82
Season	2,575*		1984-85

PERSONAL FOULS

Game	48	vs. IND	3/9/53
	46	at HOU	4/12/83
	42	at SAC (OT)	1/4/07
Season	2,168		1966-67
DQs (Game)	5	vs. STL (OT)	2/17/57
DQs (Season)	60		1957-58

MOST STEALS (SINCE 1973-74)

Game	23	vs. KCK	11/9/82
Half	n/a	-	-
Quarter	11	at DAL	12/13/94
	11	vs. CHI	3/12/82
Season	848		1981-82

MOST BLOCKED SHOTS (SINCE 1973-74)

Game	21	vs. DEN	4/9/82
Half	n/a	-	-
Quarter	n/a	-	-
Season	653		1973-74

MOST TURNOVERS (SINCE 1970-71)

Game	43	vs. SEA	2/15/74
Half	22	vs. SEA	2/15/74
Quarter	n/a	-	-
Season	1,913		1973-74

MOST VICTORIES

Season	69		1971-72
Consecutive	33*		11/5/71-1/7/72
Home	.968	Minneapolis (30-1)	1949-50
	.902	Los Angeles (37-4)	1989-90
	.902	Los Angeles (37-4)	1986-87
	.902	Los Angeles (37-4)	1979-80
	.902	Los Angeles (37-4)	1976-77
Road	.816	Los Angeles (31-7)	1971-72

REGULAR SEASON TEAM RECORDS (LOWS)

(Records for fewest exclude games & seasons before 1954-55, the introduction of shot clock; shortened season in *italics*)

FEWEST POINTS

Game	70	at CLE	11/5/02
Half	23	at DEN	11/13/09
Quarter	6	vs. CHI	11/20/77
Overtime	0*	vs. DET	12/1/89
Season	7,982	(97.3 ppg) - low total	2015-16
	4,950	(99.0 ppg) - low total	1998-99
	6,422	(97.3 ppg) - low average	2011-12

FEWEST FG MADE

Game	20	at UTA	11/3/04
Half	n/a	-	-
Quarter	2	at LAC	1/10/14
	2	at SAS	4/18/96
	2	at PHX	3/24/87
Season	2,880		2015-16
	1,841		1998-99

FEWEST FG ATTEMPTED

Game	57	vs. IND	3/4/98
Half	n/a	-	-
Quarter	n/a	-	-
Season	6,536		1997-98
	3,935		1998-99

LOWEST FG %

Game	.194	at SYR	11/4/51
	.284	at OKC (23-81)	4/11/16
Half	n/a	-	-
Quarter	.100	vs. IND (2-20)	11/29/15
Season	.370		1957-58

FEWEST FREE THROWS MADE

Game	2	several, last vs. IND	1/19/18
Half	n/a	-	-
Quarter	n/a	-	-
Season	1,336		2018-19
	1,027		1998-99

FEWEST FREE THROWS ATTEMPTED

Game	3	vs. SDC	3/28/80
Half	n/a	-	-
Quarter	n/a	-	-
Season	1,835		2013-14
	1,503		1998-99

FREE THROW %

Game	.143	vs. IND (2-14)	1/19/18
Season	.650		1968-69

FEWEST 3-PT FG MADE

Game	0	several, last at POR	1/5/12
Season	10		1982-83

FEWEST 3-PT FG ATTEMPTED

Game	0	several, last at DEN	12/19/92
Season	94		1980-81
	94		1981-82

3-PT FIELD GOAL % (MOST 3FGA W/OUT A MAKE)

Game	.000	at POR (0-11)	1/5/12
	.000	vs. SAS (0-11)	3/9/01
	.000	at POR (0-11)	2/26/83
Half	.000	several	several
Quarter	.000	several	several
Season	.104	(10-96)*	1982-83

FEWEST REBOUNDS (TEAM REB. NOT INCLUDED)

Game	23	at UTA	3/28/98
Half	n/a	-	-
Quarter	n/a	-	-
Season	3,298		1995-96
	2,101		1998-99

FEWEST OFFENSIVE REBOUNDS (SINCE 1973-74)

Game	1	vs. POR	3/26/17
Half	1	vs. OKC	3/9/14
	1	at CLE	3/19/06
Quarter	0	several	several
Season	745		2013-14
	619		1998-99

FEWEST DEFENSIVE REBOUNDS (SINCE 1973-74)

Game	12	at MIN	3/28/14
Half	n/a	-	-
Quarter	n/a	-	-
Season	2,196		1991-92
	1,482		1998-99

FEWEST ASSISTS

Game	4	at BAL	11/14/64
	4	vs. SYR	11/28/61
Half	n/a	-	-
Quarter	0	several, last at BKN	12/14/16
Season	1,478		2015-16
	1,095		1998-99

FEWEST PERSONAL FOULS

Game	8	vs. DAL	11/28/08
Half	n/a	-	-
Quarter	n/a	-	-
Season	1,467		2012-13
	1,109		2011-12

FEWEST STEALS (SINCE 1973-74)

Game	0*	at OKC	3/5/13
	0*	at MIN	1/29/12
	0*	vs. HOU	1/7/05
Season	508		2004-05
	389		1998-99

FEWEST BLOCKED SHOTS (SINCE 1973-74)

Game	0*	several, last at DAL	2/10/18
Season	320		2016-17
	287		1998-99

FEWEST TURNOVERS (SINCE 1970-71)

Game	3	vs. HOU	12/30/01
Half	n/a	-	-
Quarter	n/a	-	-
Season	1,040		2001-02
	754		1989-99

DEFEATS

Season	.264	Minneapolis (19-53)	1957-58
	.207	Los Angeles (17-65)	2015-16
Consecutive	10		2015-16
	10		1993-94
Home	.409	Minneapolis (9-13)	1959-60
	.293	Los Angeles (12-29)	2015-16
	.293	Los Angeles (12-29)	2014-15
Road	.154	Minneapolis (4-22)	1957-58
	.122	Los Angeles (5-36)	2015-16



REGULAR SEASON OPPONENT TEAM RECORDS (HIGHS)

MOST POINTS

Game	173	at BOS	2/27/59
	158	at PHI	3/18/68
Half	90	at BOS	2/27/59
	85	at PHI	3/18/68
Quarter	52	at BOS	2/27/59
	49	vs. HOU	4/8/14
	49	vs. BOS	3/19/93
Season	9,736		1966-67

MOST FG MADE

Game	72	at BOS	2/27/59
	68	at PHI	3/18/68
Half	40	at BOS	2/27/59
	37	vs. DET	11/24/72
Quarter	23	at BOS	2/27/59
Season	3,797		1978-79

MOST FG ATTEMPTED

Game	153*	vs. PHI (30T)	12/8/61
	127	vs. DET	12/14/75
Half	81	vs. SFW	2/2/69
Quarter	47*	at BOS	2/27/59
	45	at DET	11/28/65
Season	8,553		1971-72

HIGHEST FG %

Game	.671	at MIN	3/28/14
Half	n/a	-	-
Quarter	.938	vs. BOS	3/19/93
	.938	at PHI	12/2/66
Season	.490		1982-83

MOST FREE THROWS MADE

Game	56	vs. BOS	11/28/54
	47	vs. WAS (OT)	12/17/06
	44	at UTA	11/29/83
Half	n/a	-	-
Quarter	22	at MIL	3/21/01
Season	1,778		1985-86

MOST FREE THROWS ATTEMPTED

Game	67	vs. STL (OT)	2/17/57
	60	vs. WAS (OT)	12/17/06
	60	at UTA	11/29/83
Half	n/a	-	-
Quarter	n/a	-	-
Season	2,369		1985-86

FREE THROW %

Game	1.000	several, last at CHI	3/12/19
Most FTA w/o miss	1.000	at BUF (30-30)	11/18/75
Season	.784		2018-19

MOST 3-PT FG MADE

Game	25	at HOU	1/19/19
Half	15	at HOU	1/19/19
Quarter	10	at ATL	2/12/19
Season	971		2018-19

MOST 3-PT FG ATTEMPTED

Game	68	at HOU	1/19/19
Half	n/a	-	-
Quarter	18	at HOU	1/19/19
Season	2,784		2018-19

3-PT FIELD GOAL % (MIN. 4 ATT.)

Game	1.000	vs. SAS (4-4)	4/17/87
Season	.380	(465-1223)	2002-03

MOST REBOUNDS (TEAM REBOUNDS NOT INCLUDED)

Game	105	at BOS	2/26/60
	98	vs. PHI (30T)	12/8/61
	82	at CHI	2/12/71
Half	n/a	-	(Minneapolis era)
	49	at CHI	3/2/73
Quarter	35	at BOS	2/26/60
	26	at POR	2/19/72
Season	4,552		1970-71

MOST OFFENSIVE REBOUNDS (SINCE 1973-74)

Game	36	vs. DET	12/14/75
Half	19	at DET	12/2/73
Quarter	14	vs. DET	12/14/75
Season	1,525		1973-74

MOST DEFENSIVE REBOUNDS (SINCE 1973-74)

Game	50	at UTA	1/11/19
	50	at PHX	12/25/73
Half	29	vs. LAC	12/28/18
Quarter	n/a	-	-
Season	2,950		2013-14

MOST ASSISTS

Game	48	vs. ROC	1/23/57
	47	at GSW	11/23/16
	44	at CLE (40T)	1/29/80
Half	26	at GSW	11/23/16
	26	vs. SFW	12/1/60
Quarter	16	at BOS	2/27/59
Season	2,389		1982-83

PERSONAL FOULS

Game	50	vs. ROC	2/19/53
	42	vs. SAS	11/26/89
Half	n/a	-	-
Quarter	n/a	-	-
Season	2,151		1997-98

MOST STEALS (SINCE 1973-74)

Game	25	at GSW	3/25/75
Half	n/a	-	-
Quarter	n/a	-	-
Season	822		1974-75

MOST BLOCKED SHOTS (SINCE 1973-74)

Game	16	vs. OKC	11/22/09
Half	n/a	-	-
Quarter	n/a	-	-
Season	489		1994-95

MOST TURNOVERS (SINCE 1970-71)

Game	35	vs. DET	2/10/76
Half	n/a	-	-
Quarter	n/a	-	-
Season	1,719		1973-74

REGULAR SEASON OPPONENT TEAM RECORDS (LWS)

(Records for fewest exclude games & seasons before 1954-55, the introduction of shot clock; shortened season in *italics*)

FEWEST POINTS

Game	57	vs. CLE	1/11/11
Half	19	vs. LAC	12/14/99
Quarter	2*	vs. DAL	4/6/97
Season	7,566		1999-00
	4,799		1998-99

FEWEST FG MADE

Game	21	vs. NYK	12/29/11
Half	7	vs. LAC	12/14/99
Quarter	0*	vs. DAL	4/6/97
	0*	vs. SAC	2/4/87
Season	2,838		1999-00
	1,759		1998-99

FEWEST FG ATTEMPTED

Game	55	vs. ORL	2/28/06
Half	25	at SEA	1/23/01
Quarter	n/a	-	-
Season	6,547		2005-06
	3,992		1998-99

LOWEST FG %

Game	.229*	at MIL (22-96)	11/6/54
	.284	at POR (27-95)	1/3/88
Half	.184	vs. LAC (7-38)	12/14/99
Quarter	.000*	vs. DAL (0-15)	4/6/97
	.000*	vs. SAC (0-18)	2/4/87
Season	.416		1999-00

FEWEST FREE THROWS MADE

Game	1	vs. DET	10/31/17
Half	0	several	
Quarter	0	several	
Season	1,167		2012-13
	1,167		1972-73
	901		2011-12

FEWEST FREE THROWS ATTEMPTED

Game	3	vs. DET	10/31/17
Half	0	several	
Quarter	0	several	
Season	1,583		1972-73
	1,215		2011-12

FREE THROW %

Game	.231	vs. MIA (3-13)	4/5/91
Season	.708		1994-95

FEWEST 3-PT FG MADE

Game	0	several, last at CLE	2/13/05
Half	0	several	
Quarter	0	several	
Season	42		1980-81

FEWEST 3-PT FG ATTEMPTED

Game	0	several	
Half	0	several	
Quarter	0	several	
Season	184		1980-81

3-PT FIELD GOAL %

Game	.000	several, last at CLE	2/13/05
Season	.206		1985-86

FEWEST REBOUNDS (TEAM REB. NOT INCLUDED)

Game	22	vs. MIN	12/2/05
Half	22	vs. GSW	3/6/85
Quarter	7	at NOH	12/29/10
	7	vs. DAL	2/4/86
Quarter	3	at MEM	12/8/18
	3	at UTA	4/14/14
	3	at NOH	12/29/10
Season	3,292		2005-06
	2,031		1998-99

FEWEST OFFENSIVE REBOUNDS (SINCE 1973-74)

Game	1	at SAS	4/11/12
Half	0		several
Quarter	0		several
Season	824		2014-15
	628		1998-99

FEWEST DEFENSIVE REBOUNDS (SINCE 1973-74)

Game	10*	vs. UTA	4/1/90
Half	3	at NOH	12/29/10
Quarter	1	at NOH	12/29/10
Season	2,078		1984-85
	1,403		1998-99

FEWEST ASSISTS

Game	3*	vs. BOS	11/25/56
	7	at NYK	12/23/07
	7	at LAC	3/12/98
Half	n/a	-	-
Quarter	0		several
Season	1,597		1999-00
	1,062		1998-99

PERSONAL FOULS

Game	9	at BKN	3/29/15
Half	n/a	-	-
Quarter	0		several
Season	1,520		2016-17
	1,271		1998-99

FEWEST STEALS (SINCE 1973-74)

Game	0*	several, last at NOH	2/5/11
Half	0		several
Quarter	0		several
Season	536		2005-06
	408		1998-99

FEWEST BLOCKED SHOTS (SINCE 1973-74)

Game	0*	several, last at CHI	3/12/19
Half	0		several
Quarter	0		several
Season	308		2003-04
	196		1998-99

FEWEST TURNOVERS (SINCE 1970-71)

Game	2	at OKC	3/5/13
Half	n/a	-	-
Quarter	0		several
Season	965		2004-05
	716		1998-99



POINTS

Kobe Bryant	vs. Toronto	1/22/06	81
Elgin Baylor	@ New York	11/15/60	71
Wilt Chamberlain	vs. Phoenix	2/9/69	66
Kobe Bryant	vs. Portland	3/16/07	65
Elgin Baylor	vs. Boston	11/8/59	64
Jerry West	vs. New York	1/17/62	63
Elgin Baylor	@ Philadelphia	12/8/61	63
Kobe Bryant	vs. Dallas	12/20/05	62
Kobe Bryant	@ New York	2/2/09	61
Shaquille O'Neal	@ LA Clippers	3/6/00	61
George Mikan	vs. Rochester	1/20/52	61
Kobe Bryant	vs. Utah	4/13/16	60
Kobe Bryant	@ Memphis	3/22/07	60
Wilt Chamberlain	vs. Cincinnati	1/26/69	60
Kobe Bryant	@ Charlotte	12/29/06	58
Elgin Baylor	@ Detroit	2/16/61	57
Elgin Baylor	vs. Syracuse	1/24/61	56
Kobe Bryant	vs. Memphis	1/14/02	56
Kobe Bryant	vs. Washington	3/28/03	55
Elgin Baylor	vs. Cincinnati (@ Det)	2/25/59	55
Kobe Bryant	vs. Memphis	3/28/08	53
Kobe Bryant	vs. Houston	3/30/07	53
Kobe Bryant	vs. Houston	12/15/06	53
Gail Goodrich	vs. Kansas City-Omaha	3/28/75	53
Jerry West	vs. Cincinnati	1/29/65	53
George Mikan	vs. Baltimore	2/26/49	53
Kobe Bryant	vs. Dallas	3/2/08	52
Kobe Bryant	vs. Utah	11/30/06	52
Kobe Bryant	vs. Houston	2/18/03	52
Elgin Baylor	vs. San Francisco	12/15/62	52
Elgin Baylor	vs. St. Louis	12/13/61	52
Elgin Baylor	vs. St. Louis	12/11/61	52
Elgin Baylor	vs. Phil. (@ Her)	12/8/61	52
Elgin Baylor	vs. Detroit (@ SF)	11/20/60	52
Elgin Baylor	vs. Detroit	10/18/59	52
LeBron James	@ Miami	11/18/18	51
Kobe Bryant	@ Phoenix	4/7/06	51
Kobe Bryant	@ Sacramento	1/19/06	51
Kobe Bryant	@ Denver	2/12/03	51
Kobe Bryant	@ Golden State	12/6/00	51
Jerry West	@ Cincinnati	12/10/65	51
Jerry West	vs. Cincinnati	12/3/65	51
Elgin Baylor	@ San Francisco	12/14/62	51
Elgin Baylor	@ Detroit	11/26/60	51
George Mikan	@ Rochester	1/14/50	51
George Mikan	vs. New York	3/13/49	51
Kobe Bryant	vs. Seattle	4/15/07	50
Kobe Bryant	vs. LA Clippers	4/12/07	50
Kobe Bryant	@ NO/Oklahoma City	3/23/07	50
Kobe Bryant	vs. Minnesota	3/18/07	50
Kobe Bryant	vs. Portland	4/14/06	50
Kobe Bryant	@ LA Clippers	1/7/06	50
Shaquille O'Neal	vs. New Jersey	4/2/98	50
Cedric Ceballos	vs. Minnesota	12/20/94	50
Elgin Baylor	vs. Boston	2/13/63	50
Rudy LaRusso	vs. St. Louis	3/14/62	50
Jerry West	vs. Cincinnati	1/24/62	50
Elgin Baylor	vs. Syracuse	12/12/62	50
Elgin Baylor	vs. Syracuse	12/4/61	50

STEALS

Jerry West	vs. Seattle	12/7/73	10
Earvin Johnson	vs. Phoenix	11/6/81	9
Eddie Jones	@ Philadelphia	11/26/97	8
Earvin Johnson	@ Dallas	11/7/80	8
Norm Nixon	@ New Jersey	11/2/77	8
Gail Goodrich	vs. Seattle	2/15/74	8

REBOUNDS

Wilt Chamberlain	vs. Boston	3/7/69	42
Wilt Chamberlain	vs. Baltimore	3/9/69	38
George Mikan	@ Philadelphia	3/4/52	36
George Mikan	vs. Rochester	1/20/52	36
Wilt Chamberlain	vs. San Francisco	2/2/69	35
Kareem Abdul-Jabbar	vs. Detroit	12/14/75	34
Wilt Chamberlain	vs. Philadelphia	12/19/71	34
Wilt Chamberlain	@ Seattle	2/12/69	33
Wilt Chamberlain	vs. Chicago	3/7/71	32
Wilt Chamberlain	vs. Cincinnati	10/29/71	32
Wilt Chamberlain	@ Cincinnati	10/22/68	32
Wilt Chamberlain	@ Portland	2/17/73	31
Wilt Chamberlain	vs. Philadelphia	2/11/73	31
Wilt Chamberlain	vs. Detroit	11/26/71	31
Wilt Chamberlain	vs. Boston	11/14/71	31
Wilt Chamberlain	vs. San Diego	11/29/70	31
Wilt Chamberlain	@ Chicago	10/16/70	31
Elgin Baylor	at Philadelphia	12/8/61	31
Elgin Baylor	vs. Philadelphia	11/6/58	31
Andrew Bynum	@ San Antonio	4/11/12	30
Kareem Abdul-Jabbar	@ New Jersey	2/3/78	30
Wilt Chamberlain	vs. Boston	2/20/72	30
Wilt Chamberlain	@ San Francisco	2/1/69	30
Elgin Baylor	vs. Cincinnati	1/14/61	30

ASSISTS

Earvin Johnson	vs. Phoenix	1/9/90	24
Earvin Johnson	vs. Denver	11/17/89	24
Nick Van Exel	@ Vancouver	1/5/97	23
Earvin Johnson	vs. Dallas	4/20/88	23
Earvin Johnson	vs. Seattle	2/21/84	23
Jerry West	vs. Philadelphia	2/1/67	23
Earvin Johnson	vs. Portland	11/6/90	22
Earvin Johnson	vs. Cleveland	11/17/83	22
Earvin Johnson	vs. Indiana	12/16/90	21
Earvin Johnson	vs. Boston	12/15/89	21
Earvin Johnson	vs. Seattle	4/23/89	21
Earvin Johnson	vs. LA Clippers	12/6/88	21
Earvin Johnson	vs. Atlanta	1/15/83	21
Earvin Johnson	@ Philadelphia	11/28/88	20
Earvin Johnson	vs. Denver	3/10/87	20
Earvin Johnson	@ Houston	4/6/86	20
Earvin Johnson	vs. Phoenix	12/12/85	20
Earvin Johnson	vs. LA Clippers	11/20/85	20
Earvin Johnson	@ Houston	12/19/84	20
Earvin Johnson	@ Atlanta	12/18/84	20
Earvin Johnson	vs. New Jersey	11/25/83	20
Earvin Johnson	vs. San Diego	3/9/83	20
Earvin Johnson	vs. Milwaukee	1/26/83	20
Earvin Johnson	@ Philadelphia	1/5/83	20

BLOCKED SHOTS

Elmore Smith	vs. Portland	10/28/73	17*
Elmore Smith	vs. Houston	11/04/73	14
Elmore Smith	vs. Detroit	10/26/73	14
Kareem Abdul-Jabbar	vs. Chicago	11/25/79	11
Kareem Abdul-Jabbar	vs. Detroit	11/28/78	11
Kareem Abdul-Jabbar	@ Detroit	12/3/75	11
Elmore Smith	vs. Golden State	3/15/74	11
Kareem Abdul-Jabbar	vs. Detroit	1/22/82	10
Kareem Abdul-Jabbar	vs. Atlanta	1/18/80	10
Kareem Abdul-Jabbar	vs. Atlanta	11/2/75	10
Elmore Smith	vs. Golden State	3/16/75	10
Elmore Smith	@ Cleveland	12/11/73	10
Elmore Smith	vs. KC Omaha	11/30/73	10
Elmore Smith	@ Houston	10/23/73	10

ALL-TIME SINGLE-GAME HIGHS

OFFENSIVE REBOUNDS

Shaquille O'Neal	@ Memphis	4/4/03	14
Lamar Odom	vs. Phoenix	1/17/08	13
Vlade Divac	vs. LA Clippers	11/16/93	13
Earvin Johnson	vs. Houston	3/21/82	13
JaVale McGee	vs. Brooklyn	3/22/19	12
Shaquille O'Neal	vs. Orlando	3/15/04	12
Shaquille O'Neal	@ Dallas	4/18/00	12
Corie Blount	vs. LA Clippers	3/14/97	12

DEFENSIVE REBOUNDS

Kareem Abdul-Jabbar	vs. Detroit	12/14/75	29*
Shaquille O'Neal	vs. Milwaukee	3/21/04	25
Dwight Howard	vs. Denver	1/6/13	23
Kareem Abdul-Jabbar	@ New York	2/3/78	23
Kareem Abdul-Jabbar	vs. Kansas City	11/7/76	23
Andrew Bynum	@ San Antonio	4/11/12	22
Kareem Abdul-Jabbar	vs. Boston	12/28/75	22
Kareem Abdul-Jabbar	@ Seattle	12/27/75	22

FIELD GOALS ATTEMPTED

Elgin Baylor	vs. Philadelphia	12/2/61	55
Kobe Bryant	vs. Utah	4/13/16	50
Elgin Baylor	@ New York	11/15/60	48
Kobe Bryant	@ Boston	11/7/02	47
Elgin Baylor	vs. Boston	11/8/59	47
Kobe Bryant	vs. Toronto	1/22/06	46
Kobe Bryant	@ Charlotte (3OT)	12/29/06	45
Elgin Baylor	@ Detroit	2/16/61	45
George Mikan	vs. Rochester	1/20/52	45

FIELD GOALS MADE

Wilt Chamberlain	vs. Phoenix	2/9/69	29
Kobe Bryant	vs. Toronto	1/22/06	28
Elgin Baylor	@ New York	11/15/60	28
Elgin Baylor	vs. Boston	11/8/59	25

3-POINT FIELD GOALS MADE

Kobe Bryant	vs. Seattle	1/7/03	12
Kobe Bryant	vs. Memphis	3/28/08	9
Kobe Bryant	@ Utah	3/22/05	9
Kobe Bryant	vs. Washington	3/28/03	9
K. Caldwell-Pope	at Milwaukee	3/19/19	8
K. Caldwell-Pope	@ New Orleans	3/22/18	8
K. Caldwell-Pope	@ Sacramento	2/24/18	8
Jordan Clarkson	vs. Minnesota	3/24/17	8
Nick Young	@ Cleveland	12/17/16	8
D'Angelo Russell	vs. Brooklyn	3/1/16	8
Jordan Farmer	vs. Sacramento	2/28/14	8
Kobe Bryant	@ Utah	3/16/07	8
Glen Rice	vs. Portland	5/5/99	8
Nick Van Exel	@ Dallas	3/4/97	8
Nick Van Exel	@ Denver	2/13/97	8
Nick Van Exel	@ Dallas	12/13/94	8

3-POINT FIELD GOALS ATTEMPTED

Kobe Bryant	vs. Utah	4/13/16	21
Kobe Bryant	vs. Seattle	1/7/03	18
Kobe Bryant	@ Philadelphia	12/1/15	17
Kobe Bryant	vs. Memphis	3/28/08	17
Nick Van Exel	vs. Utah	4/24/94	16
Nick Van Exel	@ Dallas	12/13/94	16
K. Caldwell-Pope	vs. Portland	4/9/19	15
Kobe Bryant	@ LA Clippers	1/7/06	15
Kobe Bryant	@ Utah	3/22/05	15
Chucky Atkins	vs. New Orleans	12/22/04	15
Nick Van Exel	@ Dallas	3/4/97	15

FREE THROWS MADE

Dwight Howard	@ Orlando	3/12/13	25
Kobe Bryant	@ New York	1/31/06	23
Kobe Bryant	@ Cleveland	1/30/01	23
Kobe Bryant	vs. Dallas	12/20/05	22
Larry Foust	vs. St. Louis	11/30/57	22
Kobe Bryant	@ Utah	2/26/07	21
Kobe Bryant	@ New York	2/2/09	20
Kobe Bryant	vs. Dallas	3/2/08	20
Kobe Bryant	vs. Phoenix	4/16/06	20
Jerry West	vs. San Francisco	1/21/66	20
Jerry West	@ New York	1/8/66	20
Jerry West	vs. Philadelphia	12/21/66	20
Jerry West	vs. San Francisco	10/30/65	20
Elgin Baylor	@ St. Louis	12/21/62	20
George Mikan	@ Chicago	12/3/49	20
George Mikan	@ Anderson	11/19/49	20

FREE THROWS ATTEMPTED

Dwight Howard	@ Orlando	3/12/13	39
Shaquille O'Neal	vs. Chicago	11/19/99	31
Wilt Chamberlain	@ Philadelphia	10/17/69	30
Jerry West	@ New York	10/17/64	30
Shaquille O'Neal	@ Golden State	3/14/02	28
Kobe Bryant	vs. Dallas	3/2/08	27
Kobe Bryant	vs. Houston	10/30/07	27
Kobe Bryant	@ New York	1/31/06	26
Kobe Bryant	@ Cleveland	1/31/01	26
Larry Foust	vs. St. Louis	11/30/57	26
Kobe Bryant	vs. Dallas	12/20/05	25

MOST FREE THROWS MADE W/OUT A MISS

Kobe Bryant	@ New York	2/2/09	20-20
Kobe Bryant	@ Portland	4/10/13	18-18
Earvin Johnson	vs. Utah	4/11/91	18-18
Jerry West	vs. New York	11/9/69	18-18
Jerry West	vs. Detroit	11/10/65	18-18
Kobe Bryant	vs. Golden State	12/29/09	16-16
Kobe Bryant	@ NO/Okla. City	3/23/07	16-16
Kobe Bryant	vs. LA Clippers	3/8/05	16-16
Earvin Johnson	vs. New Jersey	1/19/87	16-16
Earvin Johnson	vs. Houston	12/21/86	16-16
Jerry West	vs. San Francisco	1/11/67	16-16
Jerry West	vs. Baltimore	1/28/66	16-16

MOST FG MADE WITHOUT A MISS

Wilt Chamberlain	vs. Detroit	3/11/69	14-14
Kareem Abdul-Jabbar	vs. Phoenix	12/12/85	11-11
Mitch Kupchak	vs. San Antonio	11/20/81	11-11
JaVale McGee	at Phoenix	3/2/19	10-10
Pau Gasol	vs. Golden State	11/21/10	10-10
Byron Scott	@ Dallas	2/26/86	10-10
Kareem Abdul-Jabbar	vs. Golden State	12/29/85	10-10

MOST 3-POINT FG MADE WITHOUT A MISS

Kobe Bryant	vs. Philadelphia	1/6/06	7-7
Nick Van Exel	vs. Vancouver	11/16/97	6-6
Matt Barnes	@ Minnesota	11/19/10	5-5
Vladimir Radmanovic	@ Phoenix	11/20/08	5-5
Derek Fisher	@ Memphis	1/8/08	5-5
Smush Parker	vs. Philadelphia	1/6/06	5-5
Rick Fox	vs. Houston	2/28/99	5-5
Nick Van Exel	@ Denver	12/3/97	5-5



ALL-TIME SINGLE GAME HIGHS (OPPONENT)

POINTS

Wilt Chamberlain	Philadelphia	12/8/61	78
Wilt Chamberlain	San Francisco	11/3/62	72
Wilt Chamberlain	San Francisco	1/11/63	67
Wilt Chamberlain	Philadelphia	2/7/66	65
Wilt Chamberlain	San Francisco	12/14/62	63
Gilbert Arenas	Washington	12/17/06	60
Wilt Chamberlain	Philadelphia	12/29/61	60
Wilt Chamberlain	Philadelphia	12/1/61	60
Wilt Chamberlain	San Francisco	12/6/63	59
Jack Twyman	Cincinnati	1/15/60	59
Wilt Chamberlain	Philadelphia	10/20/61	57
Earl Monroe	Baltimore	2/13/68	56
Oscar Robertson	Cincinnati	12/18/64	56
Wilt Chamberlain	San Francisco	2/16/63	56
Wilt Chamberlain	Philadelphia	1/21/61	56
Wilt Chamberlain	Philadelphia	11/17/61	56
Wilt Chamberlain	San Francisco	11/2/63	55
Michael Jordan	Chicago	11/20/92	54
Allan Houston	New York	2/16/03	53
Wilt Chamberlain	Philadelphia	3/18/68	53
Willis Reed	New York	11/1/67	53
Wilt Chamberlain	Philadelphia	1/25/66	53
Wilt Chamberlain	San Francisco	11/23/62	53
Allen Iverson	Denver	12/5/07	51
Antawn Jamison	Golden State	12/6/00	51
James Harden	Houston	12/20/17	51
James Harden	Houston	12/13/18	50
Stephon Marbury	New Jersey	2/13/01	50
Adrian Dantley	Utah	11/27/79	50
Kareem Abdul-Jabbar	Milwaukee	3/17/73	50
Rick Barry	San Francisco	12/8/73	50
Wilt Chamberlain	San Francisco	1/10/64	50

REBOUNDS

Wilt Chamberlain	Philadelphia	1/21/61	45
Wilt Chamberlain	Philadelphia	12/8/61 (30T)	43
Bill Russell	Boston	1/20/63	43
Wilt Chamberlain	Philadelphia	1/12/60	38
Bill Russell	Boston	3/3/65	38
Nate Thurmond	San Francisco	2/2/69	34
Bill Russell	Boston	11/3/67	33
Wilt Chamberlain	Philadelphia	3/18/68	32
Wilt Chamberlain	Philadelphia	10/18/67	30
Elvin Hayes	San Diego	12/5/70	30
George T. Johnson	Golden State	3/15/74	30
Jim Fox	Seattle	12/26/73	30

ASSISTS

Bob Cousy	Boston	2/2/59	28
John Stockton	Utah	4/12/90	23
Kevin Porter	Detroit	3/30/79	23
John Stockton	Utah	1/8/87	22
Russell Westbrook	Oklahoma City	4/2/19	21
Chris Paul	New Orleans	11/6/07	21
Kevin Johnson	Phoenix	2/26/89	21
Kevin Porter	Washington	3/2/75	21
Steve Nash	Phoenix	3/22/11	20
Steve Nash	Phoenix	1/17/08	20
Isiah Thomas	Detroit	1/13/85	20
Kevin Porter	Detroit	11/15/78	20
Oscar Robertson	Cincinnati	2/19/61	20
Guy Rodgers	Philadelphia	12/1/60	20

STEALS

Larry Steele	Portland	11/16/74	10
Allen Iverson	Philadelphia	12/20/02	9
Earl Tatum	Detroit	11/28/78	9
Larry Steele	Portland	3/5/74	9

BLOCKED SHOTS

Shawn Bradley	Dallas	3/4/97	10
Shawn Kemp	Seattle	1/18/91	10
David Robinson	San Antonio	2/20/90	10
Jermaine O'Neal	Toronto	2/4/09	9
Gheorghe Muresan	Washington	3/3/96	9
Dikembe Mutombo	Denver	11/11/94	9
Manute Bol	Philadelphia	3/5/93	9
Mark Eaton	Utah	12/22/82	9

FIELD GOALS ATTEMPTED

Wilt Chamberlain	Philadelphia	12/8/61 (30T)	62
Wilt Chamberlain	Philadelphia	12/30/59	51
Wilt Chamberlain	San Francisco	1/26/64	49
Wilt Chamberlain	San Francisco	11/3/62	48
Wilt Chamberlain	San Francisco	2/16/63 (20T)	47
Wilt Chamberlain	San Francisco	1/11/63	47

FIELD GOALS MADE

Wilt Chamberlain	Philadelphia	12/8/61 (30T)	31
Wilt Chamberlain	San Francisco	11/3/62	29
Wilt Chamberlain	Philadelphia	2/7/66	28
Wilt Chamberlain	San Francisco	1/11/63	28
Wilt Chamberlain	San Francisco	2/16/63 (20T)	26
Wilt Chamberlain	Philadelphia	1/21/61	25

FREE THROWS ATTEMPTED

Wilt Chamberlain	San Francisco	12/6/63	29
Gilbert Arenas	Washington	12/17/06	27
Dolph Schayes	Syracuse	1/17/51	27
Frank Selvy	Milwaukee	12/2/54	26
Dwight Howard	Houston	1/8/14	24
Corey Maggette	LA Clippers	4/12/07	24
Oscar Robertson	Cincinnati	12/03/65	24
Wilt Chamberlain	San Francisco	1/26/64	24
Walter Dukes	Detroit	11/19/60	24
Charles Macauley	St. Louis	2/17/57	24

FREE THROWS MADE

Frank Selvy	Milwaukee	12/2/54	24
Dolph Schayes	Syracuse	1/17/52	23
Oscar Robertson	Cincinnati	12/18/64	22
Gilbert Arenas	Washington	12/17/06 (OT)	21
Walter Dukes	Detroit	11/19/60	20
Oscar Robertson	Cincinnati	12/3/65	20

3-POINT FIELD GOALS ATTEMPTED

James Harden	Houston	1/19/19	19
Stephen Curry	Golden State	1/14/16	16
Jason Terry	Dallas	3/15/09	16
Stephen Curry	Golden State	4/12/13	15
Gilbert Arenas	Washington	2/3/07	15

3-POINT FIELD GOALS MADE

Klay Thompson	Golden State	1/21/19	10
Peja Stojakovic	New Orleans	11/6/07	10
Stephen Curry	Golden State	4/12/13	9
Chauncey Billups	Denver	2/5/10	9
James Harden	Houston	1/19/19	8
Eric Gordon	Houston	12/7/16	8
Rodney Hood	Utah	3/28/16	8
Stephen Curry	Golden State	1/14/16	8
Rafer Alston	Houston	3/16/08	8
DeShawn Stevenson	Washington	3/30/08	8
Vladimir Radmanovic	Seattle	1/25/05	8
Gilbert Arenas	Washington	2/28/04	8
Stephen Jackson	San Antonio	11/20/02	8

ALL-TIME LAKERS TRIPLE-DOUBLES

ALL-TIME LAKERS TRIPLE-DOUBLES (RECOGNIZED BY THE NBA SINCE 1979-80)

EARVIN "MAGIC" JOHNSON (138)

10/28/79	vs. GSW	15 Pts, 10 Reb, 10 Ast
11/11/79	vs. CLE	24 Pts, 16 Reb, 12 Ast
11/16/79	at DEN	20 Pts, 11 Reb, 11 Ast
2/5/80	at NYK	19 Pts, 10 Reb, 11 Ast
2/8/80	at NJN	19 Pts, 13 Reb, 13 Ast
3/16/80	vs. PHX	21 Pts, 13 Reb, 13 Ast
3/30/80	at GSW	16 Pts, 12 Reb, 10 Ast
10/15/80	at CKC	20 Pts, 12 Reb, 14 Ast
10/26/80	vs. SAS	24 Pts, 13 Reb, 11 Ast
11/4/80	vs. POR	20 Pts, 10 Reb, 12 Ast
3/10/81	vs. SAS	21 Pts, 16 Reb, 10 Ast
3/28/81	at UTA	41 Pts, 12 Reb, 11 Ast
3/29/81	vs. DEN	33 Pts, 15 Reb, 17 Ast
10/30/81	vs. HOU	27 Pts, 14 Reb, 12 Ast
11/3/81	at POR	10 Pts, 12 Reb, 10 Ast
11/8/81	vs. DAL	24 Pts, 10 Reb, 15 Ast
11/20/81	vs. SAS	20 Pts, 10 Reb, 16 Ast
11/29/81	vs. HOU	12 Pts, 11 Reb, 11 Ast
12/4/81	at DEN	24 Pts, 10 Reb, 11 Ast
12/8/81	vs. WAS	22 Pts, 10 Reb, 10 Ast
12/11/81	vs. POR	23 Pts, 12 Reb, 10 Ast
11/19/82	at DEN	22 Pts, 16 Reb, 12 Ast
1/22/82	vs. DET	26 Pts, 16 Reb, 12 Ast
2/2/82	vs. GSW	17 Pts, 14 Reb, 10 Ast
2/16/82	vs. SEA	11 Pts, 10 Reb, 18 Ast
2/26/82	vs. PHI	18 Pts, 10 Reb, 10 Ast
3/14/82	vs. DAL	13 Pts, 11 Reb, 13 Ast
3/23/82	vs. DAL	11 Pts, 15 Reb, 14 Ast
4/6/82	at HOU	23 Pts, 11 Reb, 10 Ast
4/14/82	vs. UTA	20 Pts, 11 Reb, 10 Ast
4/18/82	at PHX	15 Pts, 15 Reb, 12 Ast
10/29/82	vs. GSW	22 Pts, 10 Reb, 10 Ast
11/3/82	at DEN	17 Pts, 15 Reb, 13 Ast
11/7/82	vs. POR	14 Pts, 10 Reb, 10 Ast
11/21/82	vs. DEN	10 Pts, 10 Reb, 12 Ast
12/10/82	at UTA	19 Pts, 12 Reb, 13 Ast
1/5/83	at PHI	23 Pts, 12 Reb, 10 Ast
1/15/83	at ATL	13 Pts, 17 Reb, 21 Ast
2/8/83	at SEA	26 Pts, 10 Reb, 11 Ast
2/23/83	vs. BOS	20 Pts, 13 Reb, 10 Ast
3/5/83	at DET	21 Pts, 10 Reb, 16 Ast
3/12/83	vs. CHI	18 Pts, 12 Reb, 14 Ast
3/22/83	vs. SEA	23 Pts, 15 Reb, 11 Ast
3/25/83	vs. SAS	22 Pts, 12 Reb, 11 Ast
3/31/83	at DEN	22 Pts, 16 Reb, 12 Ast
4/5/83	at POR	11 Pts, 16 Reb, 13 Ast
11/2/83	at SDC	12 Pts, 11 Reb, 13 Ast
11/8/83	at DEN	29 Pts, 12 Reb, 14 Ast
11/13/83	vs. UTA	30 Pts, 13 Reb, 16 Ast
11/6/84	vs. SAS	19 Pts, 10 Reb, 12 Ast
1/21/84	at SAS	12 Pts, 12 Reb, 12 Ast
2/1/84	at DEN	10 Pts, 10 Reb, 17 Ast
2/5/84	at SAS	18 Pts, 10 Reb, 16 Ast
2/10/84	at WAS	13 Pts, 10 Reb, 13 Ast
2/12/84	vs. ATL	23 Pts, 10 Reb, 15 Ast
2/17/84	vs. DEN	33 Pts, 13 Reb, 16 Ast
2/22/84	at SEA	22 Pts, 13 Reb, 11 Ast
3/21/84	at CKC	24 Pts, 12 Reb, 19 Ast
3/29/84	vs. HOU	14 Pts, 11 Reb, 10 Ast
10/30/84	vs. GSW	16 Pts, 12 Reb, 10 Ast
11/1/84	at SEA	10 Pts, 10 Reb, 10 Ast
11/28/84	at UTA	20 Pts, 10 Reb, 14 Ast
12/4/84	at CLE	28 Pts, 10 Reb, 14 Ast
12/18/84	at ATL	25 Pts, 14 Reb, 20 Ast
12/21/84	vs. PHX	25 Pts, 10 Reb, 12 Ast
12/28/84	at DEN	21 Pts, 11 Reb, 14 Ast
12/29/84	vs. LAC	15 Pts, 10 Reb, 16 Ast
2/21/85	at CKC	15 Pts, 10 Reb, 17 Ast
2/26/85	vs. HOU	15 Pts, 11 Reb, 18 Ast
3/24/85	vs. DET	25 Pts, 10 Reb, 19 Ast
11/8/85	vs. DEN	19 Pts, 10 Reb, 12 Ast
11/29/85	vs. SEA	14 Pts, 16 Reb, 17 Ast
3/16/86	vs. HOU	19 Pts, 12 Reb, 12 Ast
12/16/86	at CLE	25 Pts, 11 Reb, 14 Ast

1/4/87	vs. UTA	26 Pts, 10 Reb, 11 Ast
1/22/87	at IND	29 Pts, 10 Reb, 11 Ast
2/27/87	vs. GSW	21 Pts, 10 Reb, 15 Ast
3/18/87	vs. UTA	27 Pts, 11 Reb, 19 Ast
3/22/87	vs. SAC	33 Pts, 12 Reb, 19 Ast
3/31/87	vs. HOU	21 Pts, 10 Reb, 13 Ast
4/2/87	at SEA	34 Pts, 10 Reb, 13 Ast
4/3/87	at POR	35 Pts, 10 Reb, 11 Ast
4/5/87	at DEN	23 Pts, 11 Reb, 10 Ast
4/10/87	vs. SAS	18 Pts, 12 Reb, 13 Ast
11/8/87	vs. HOU	23 Pts, 10 Reb, 12 Ast
12/4/87	at MIL	22 Pts, 10 Reb, 12 Ast
12/8/87	at NJN	13 Pts, 13 Reb, 14 Ast
1/13/88	at LAC	27 Pts, 11 Reb, 13 Ast
1/21/88	at DEN	18 Pts, 10 Reb, 14 Ast
2/4/88	at LAC	18 Pts, 10 Reb, 11 Ast
2/19/88	at ATL	29 Pts, 11 Reb, 19 Ast
3/6/88	at DAL	14 Pts, 10 Reb, 16 Ast
3/7/88	at PHI	22 Pts, 11 Reb, 17 Ast
4/12/88	vs. POR	23 Pts, 11 Reb, 13 Ast
4/13/88	at DEN	14 Pts, 11 Reb, 10 Ast
4/17/88	at HOU	19 Pts, 10 Reb, 12 Ast
11/22/88	at NYK	25 Pts, 12 Reb, 13 Ast
11/28/88	at PHI	32 Pts, 11 Reb, 20 Ast
12/2/88	vs. UTA	17 Pts, 12 Reb, 15 Ast
12/7/88	vs. PHX	19 Pts, 12 Reb, 18 Ast
12/10/88	at IND	32 Pts, 11 Reb, 13 Ast
2/13/88	at CLE	31 Pts, 12 Reb, 13 Ast
12/28/88	vs. PHI	26 Pts, 10 Reb, 18 Ast
1/16/89	vs. HOU	17 Pts, 13 Reb, 18 Ast
1/24/89	vs. NYK	26 Pts, 11 Reb, 11 Ast
1/27/89	vs. CHI	12 Pts, 10 Reb, 10 Ast
1/31/89	at HOU	17 Pts, 11 Reb, 10 Ast
3/13/89	vs. HOU	19 Pts, 12 Reb, 11 Ast
3/17/89	vs. DAL	31 Pts, 12 Reb, 13 Ast
3/23/89	at SAC	25 Pts, 10 Reb, 14 Ast
3/26/89	vs. PHX	34 Pts, 10 Reb, 18 Ast
4/1/89	at DEN	20 Pts, 17 Reb, 15 Ast
4/18/89	vs. DEN	24 Pts, 17 Reb, 17 Ast
11/9/89	at GSW	19 Pts, 10 Reb, 10 Ast
11/19/89	vs. WAS	25 Pts, 10 Reb, 14 Ast
12/7/89	vs. PHX	18 Pts, 11 Reb, 12 Ast
12/19/89	at CHI	18 Pts, 12 Reb, 10 Ast
1/12/90	vs. HOU	31 Pts, 11 Reb, 11 Ast
2/6/90	at POR	24 Pts, 10 Reb, 15 Ast
2/21/90	at DEN	17 Pts, 11 Reb, 17 Ast
3/9/90	vs. GSW	33 Pts, 13 Reb, 16 Ast
3/30/90	vs. POR	25 Pts, 10 Reb, 14 Ast
4/13/90	vs. GSW	21 Pts, 10 Reb, 13 Ast
4/15/90	vs. HOU	25 Pts, 11 Reb, 11 Ast
11/11/90	vs. NYK	24 Pts, 15 Reb, 14 Ast
11/15/90	at HOU	24 Pts, 10 Reb, 16 Ast
11/19/90	at DEN	21 Pts, 10 Reb, 11 Ast
12/1/90	at PHX	25 Pts, 12 Reb, 15 Ast
12/4/90	vs. DET	21 Pts, 12 Reb, 14 Ast
12/30/90	vs. PHI	34 Pts, 13 Reb, 13 Ast
11/1/91	vs. CLE	27 Pts, 10 Reb, 14 Ast
2/19/91	at HOU	18 Pts, 10 Reb, 17 Ast
2/21/91	at DAL	21 Pts, 10 Reb, 12 Ast
3/12/91	at MIA	21 Pts, 11 Reb, 14 Ast
3/25/91	at SAC	19 Pts, 12 Reb, 14 Ast
3/29/91	vs. POR	23 Pts, 10 Reb, 12 Ast
4/2/91	at SAS	30 Pts, 12 Reb, 10 Ast
2/14/96	vs. ATL	15 Pts, 10 Reb, 13 Ast

KOBE BRYANT (21)

1/15/01	vs. VAN	26 Pts, 11 Reb, 11 Ast
2/16/01	at CHA	25 Pts, 10 Reb, 10 Ast
2/12/02	vs. WAS	23 Pts, 11 Reb, 15 Ast
11/1/02	at LAC	33 Pts, 15 Reb, 12 Ast
11/3/02	vs. POR	33 Pts, 14 Reb, 12 Ast
11/24/02	vs. MIL	15 Pts, 11 Reb, 11 Ast
12/3/02	vs. MEM	24 Pts, 10 Reb, 11 Ast
1/10/03	vs. CLE	21 Pts, 10 Reb, 11 Ast
2/28/04	at WAS	25 Pts, 14 Reb, 10 Ast
11/19/04	at PHX	29 Pts, 11 Reb, 10 Ast
12/3/04	vs. GSW	10 Pts, 12 Reb, 10 Ast
12/8/04	vs. PHX	20 Pts, 14 Reb, 11 Ast
12/17/04	vs. WAS	36 Pts, 10 Reb, 14 Ast
4/7/05	vs. HOU	19 Pts, 10 Reb, 10 Ast
1/16/09	vs. ORL	28 Pts, 13 Reb, 11 Ast
1/21/09	at LAC	18 Pts, 10 Reb, 12 Ast
11/3/10	at SAC	30 Pts, 10 Reb, 12 Ast
11/18/12	vs. HOU	22 Pts, 11 Reb, 11 Ast
4/2/13	vs. DAL	23 Pts, 11 Reb, 11 Ast
11/30/14	vs. TOR	31 Pts, 11 Reb, 12 Ast
12/30/14	at DEN	23 Pts, 11 Reb, 11 Ast

LEBRON JAMES (8)

10/25/18	vs. DEN	28 Pts, 11 Reb, 11 Ast
12/15/18	at CHO	24 Pts, 12 Reb, 11 Ast
12/21/18	vs. NOP	22 Pts, 12 Reb, 14 Ast
2/7/19	at BOS	28 Pts, 12 Reb, 12 Ast
2/12/19	at ATL	28 Pts, 11 Reb, 16 Ast
2/25/19	at MEM	24 Pts, 12 Reb, 11 Ast
3/9/19	vs. BOS	30 Pts, 10 Reb, 12 Ast
3/24/19	vs. SAC	29 Pts, 11 Reb, 11 Ast

PAU GASOL (5)

2/17/09	vs. ATL	12 Pts, 13 Reb, 10 Ast
11/7/10	vs. POR	20 Pts, 14 Reb, 10 Ast
4/18/12	at GSW	22 Pts, 11 Reb, 11 Ast
4/12/13	vs. GSW	26 Pts, 11 Reb, 10 Ast
4/17/13	vs. HOU	17 Pts, 20 Reb, 11 Ast

JULIUS RANDLE (5)

3/25/16	vs. DEN	13 Pts, 18 Reb, 10 Ast
11/15/16	vs. BKN	17 Pts, 14 Reb, 10 Ast
1/3/17	vs. MEM	19 Pts, 14 Reb, 11 Ast
3/7/17	at DAL	13 Pts, 18 Reb, 10 Ast
2/23/18	vs. DAL	18 Pts, 13 Reb, 10 Ast

VLADE DIVAC (4)

2/15/94	vs. LAC	14 Pts, 16 Reb, 12 Ast
3/10/94	vs. DAL	22 Pts, 17 Reb, 12 Ast
1/8/95	vs. MIA	21 Pts, 11 Reb, 10 Ast
4/5/96	vs. VAN	10 Pts, 10 Reb, 13 Ast

LAMAR ODOM (4)

4/11/06	vs. GSW	15 Pts, 13 Reb, 10 Ast
4/14/06	vs. POR	16 Pts, 12 Reb, 12 Ast
4/3/07	vs. DEN	17 Pts, 14 Reb, 12 Ast
2/13/08	at MIN	10 Pts, 16 Reb, 10 Ast

KAREEM ABDUL-JABBAR (3)

11/25/79	vs. KCK	25 Pts, 15 Reb, 11 Blk
1/18/80	vs. ATL	28 Pts, 15 Reb, 10 Blk
1/22/82	vs. DET	19 Pts, 10 Reb, 10 Blk

LONZO BALL (3)

11/19/17	vs. DEN	11 Pts, 16 Reb, 11 Ast
11/11/17	at MIL	19 Pts, 12 Reb, 13 Ast
12/15/18	at CHA	16 Pts, 10 Reb, 10 Ast



TRIPLE-DOUBLES (CONT.) / 4-PT. PLAYS / SCORE MARGINS

ALL-TIME LAKERS TRIPLE-DOUBLES (RECOGNIZED BY THE NBA SINCE 1979-80)

STEVE BLAKE (1)

2/5/14 at CLE 11 Pts, 10 Reb, 15 Ast

SAM PERKINS (1)

1/24/93 at WAS 16 Pts, 13 Reb, 10 Ast

KARL MALONE (1)

11/28/03 vs. SAS 10 Pts, 11 Reb, 10 Ast

RAJON RONDO (1)

3/4/19 vs. LAC 24 Pts, 10 Reb, 12 Ast

GARY PAYTON (1)

3/2/04 vs. ATL 23 Pts, 10 Reb, 10 Ast

LAKERS FOUR-POINT PLAYS (SINCE 1978-79 SEASON)

Player	Date	Opp.	Player	Date	Opp.	Player	Date	Opp.
Reggie Bullock	3/14/19	@ TOR	Nick Young	1/7/15	vs. LAC	Kobe Bryant	4/24/03	vs. MIN [^]
Josh Hart	12/30/18	vs. SAC	Nick Young	12/21/14	@ SAC	Kobe Bryant	3/20/03	@ SAC
K. Caldwell-Pope	12/28/18	vs. LAC	Nick Young	12/9/14	vs. SAC	Kobe Bryant	5/24/02	vs. SAC [^]
K. Caldwell-Pope	4/4/18	vs. SAS	Nick Young	4/2/14	@ SAC	Derek Fisher	3/17/02	vs. DAL
K. Caldwell-Pope	3/24/18	@ MEM	Nick Young	3/25/14	vs. NYK	Derek Fisher	2/15/02	vs. ATL
Isaiah Thomas	3/14/18	@ GSW	Nick Young	3/23/14	vs. ORL	Mitch Richmond	1/4/02	vs. PHX
Jordan Clarkson	1/19/18	vs. IND	Ryan Kelly	3/6/14	vs. LAC	Kobe Bryant	11/27/00	@ LAC
K. Caldwell-Pope	11/8/17	@ BOS	Ryan Kelly	1/31/14	vs. CHA	Glen Rice	6/14/00	@ IND [^]
Jordan Clarkson	10/22/17	vs. NOP	Nick Young	12/25/13	vs. MIA	Eddie Jones	11/19/97	vs. MIN
Jordan Clarkson	10/20/17	@ PHX	Nick Young	12/21/13	@ GSW	Eddie Jones	11/13/97	@ SAS
Jordan Clarkson	3/24/17	vs. MIN	Nick Young	12/20/13	vs. MIN	Derek Fisher	12/27/96	vs. BOS
Jordan Clarkson	3/13/17	@ DEN	Xavier Henry	12/1/13	vs. POR	Nick Van Exel	12/21/96	vs. MIN
Nick Young	2/10/17	@ MIL	Nick Young	11/13/13	@ DEN	Anthony Peeler	11/19/95	vs. LAC
Nick Young	2/10/17	@ MIL	Kobe Bryant	3/5/13	@ OKC	Cedric Ceballos	4/20/95	@ POR
Lou Williams	2/6/17	@ NYK	Jodie Meeks	2/14/13	vs. LAC			
Lou Williams	1/25/17	@ POR	Kobe Bryant	12/7/12	@ OKC			
Lou Williams	1/15/17	vs. DET	Kobe Bryant	12/29/11	vs. NYK			
Nick Young	12/22/16	@ MIA	Lamar Odom	1/19/11	@ DAL			
Nick Young	11/27/16	vs. ATL	Matt Barnes	11/19/10	@ MIN			
Lou Williams	11/22/16	vs. OKC	Kobe Bryant	11/3/10	@ SAC			
Nick Young	11/18/16	vs. SAS	Kobe Bryant	2/23/10	@ MEM			
Nick Young	11/6/16	vs. PHX	Kobe Bryant	1/8/10	@ POR			
Lou Williams	11/1/16	@ IND	Sasha Vujacic	11/8/09	vs. NOH			
D'Angelo Russell	10/26/16	vs. HOU	Kobe Bryant	6/9/09	@ ORL [^]			
Lou Williams	3/23/16	@ PHX	Sasha Vujacic	1/4/09	vs. POR			
Jordan Clarkson	2/22/16	@ MIL	Derek Fisher	12/9/08	@ SAC			
Lou Williams	2/19/16	vs. SAS	Sasha Vujacic	5/27/08	@ SAS [^]			
Kobe Bryant	2/10/16	@ CLE	Sasha Vujacic	4/4/08	vs. DAL			
Kobe Bryant	2/6/16	@ SAS	Kobe Bryant	4/2/08	vs. POR			
D'Angelo Russell	1/23/16	@ POR	Kobe Bryant	2/13/08	@ MIN			
Jordan Clarkson	1/12/16	vs. NOP	Kobe Bryant	3/25/07	vs. GSW			
Kobe Bryant	12/22/15	@ DEN	Sasha Vujacic	3/25/07	vs. GSW			
Kobe Bryant	12/15/15	vs. MIL	Kobe Bryant	4/6/06	@ DEN			
Ryan Kelly	3/4/15	@ MIA	Sasha Vujacic	11/29/05	@ SAS			
Wayne Ellington	1/27/15	vs. WAS	Kobe Bryant	12/16/04	@ SAC			
Nick Young	1/19/15	@ PHX	Derek Fisher	1/19/04	vs. PHX			

LARGEST MARGIN OF VICTORY*

Date	Opponent	Score	Margin
3/19/72	vs. Golden State	162-99	63
11/12/66	vs. Detroit	144-88	56
1/11/11	vs. Cleveland	112-57	55
2/3/67	vs. San Francisco	129-80	49
11/23/88	at Miami	138-91	47
12/16/51	vs. Milwaukee	99-52	47
1/9/04	vs. Atlanta	113-67	46
2/4/00	vs. Utah	113-67	46
3/5/86	vs. Utah	130-84	46
11/13/79	at San Diego	137-91	46

LARGEST MARGIN OF DEFEAT*

Date	Opponent	Score	Margin
1/22/17	at Dallas	73-122	49
3/28/16	at Utah	75-123	48
3/6/14	vs. L.A. Clippers	94-142	48
1/9/95	at Portland	129-83	46
11/11/55	at Boston	75-119	44
11/23/16	at Golden State	106-149	43
2/14/59	at St. Louis	139-96	43
2/5/19	at Indiana	136-94	42
4/22/90	at Portland	130-88	42
12/19/15	at Oklahoma City	78-118	40

WINNING / LOSING STREAKS

ALL-TIME LONGEST REGULAR SEASON WIN STREAKS

PROFESSIONAL SPORTS HISTORY



33

1971-72
Los Angeles Lakers



26

1916
New York Giants



17

1992-93
Pittsburgh Penguins



23

2008-09
Indianapolis Colts



LONGEST WIN STREAK
(SINGLE SEASON)

33*, 1971-72	14, 1949-50	11, 1986-87	10, 1998-99
19, 1999-00	13, 1972-73	11, 1972-73	10, 1987-88
16, 1999-00	11, 2009-10	11, 1962-63	10, 1986-87
16, 1990-91	11, 2003-04	11, 1953-54	10, 1984-85
15, 1987-88	11, 1999-00	10, 2007-08	10, 1953-54
14, 1978-79	11, 1997-98	10, 2003-04	10, 1948-49

LONGEST HOME WIN STREAK
(SINGLE SEASON)

27, 1949-50	17, 1988-89	15, 2002-03	14, 1990-91
21, 1976-77	17, 1984-85	15, 2001-02	14, 1952-53
18, 1979-80	17, 1971-72	15, 1986-87	
18, 1950-51	15, 2008-09	14, 1999-00^	

LONGEST HOME WIN STREAK
(COMBINED SEASONS)

30, 1949-50 - 1950-51
27, 2002-03 - 2003-04
24, 1987-88 - 1988-89

LONGEST ROAD WIN STREAK
(SINGLE SEASON)

16*, 1971-72	8, 1999-00	7, 1999-00	7, 1990-91
12, 1972-73	7, 2008-09	7, 1997-98	7, 1987-88^
10, 1999-00	7, 2007-08	7, 1995-96	7, 1961-62

LONGEST LOSING STREAK
(SINGLE SEASON)

10, 2015-16	8, 1957-58	7, 1991-92
10, 1993-94	8, 1956-57	7, 1957-58^
9, 2014-15	7, 2015-16	
8, 2016-17^	7, 2014-15	
8, 2015-16	7, 2013-14	
8, 2004-05	7, 2006-07	

LONGEST HOME LOSING STREAK
(SINGLE SEASON)

9, 2017-18	6, 1992-93	5, 2004-05
9, 2016-17	5, 2018-19	5, 1993-94^
8, 2013-14	5, 2014-15^	4, 2015-16
6, 2015-16	5, 2006-07	4, 1991-92

LONGEST ROAD LOSING STREAK
(SINGLE SEASON)

13, 2015-16	9, 2004-05	8, 2012-13
12, 2016-17	9, 2003-04	8, 1988-89
11, 2014-15	9, 1960-61	8, 1974-75
10, 1963-64	9, 1956-57^	
10, 1957-58	8, 2015-16	

LAKERS OWN PROFESSIONAL SPORTS ALL-TIME WINNING STREAK

The 1971-72 Los Angeles Lakers posted a record of 69-13, now tied for the third-best regular season record in NBA history. The team won a still-standing professional sports record 33 consecutive games from November 5, 1971 through January 7, 1972. The following is a game-by-game list of each victory:

Nov. 5	vs. Baltimore	110-106	Nov. 25	at Seattle	139-115	Dec. 18	at Phoenix	132-106
Nov. 6	at Golden State	105-89	Nov. 26	vs. Detroit	132-113	Dec. 19	vs. Philadelphia	154-132
Nov. 7	vs. New York	103-96	Nov. 28	vs. Seattle	138-121	Dec. 21	at Buffalo	117-103
Nov. 9	at Chicago	122-109	Dec. 1	at Boston	124-111	Dec. 22	at Baltimore	127-120
Nov. 10	at Philadelphia	143-103	Dec. 3	at Philadelphia	131-116	Dec. 26	vs. Houston	137-115
Nov. 12	vs. Seattle	115-107	Dec. 5	vs. Portland	123-107	Dec. 28	vs. Buffalo	105-87
Nov. 13	at Portland	130-108	Dec. 8	at Houston	125-120	Dec. 30	at Seattle	122-106
Nov. 14	vs. Boston	128-115	Dec. 9	at Golden State	124-111	Jan. 2	vs. Boston	122-113
Nov. 16	vs. Cleveland	108-90	Dec. 10	vs. Phoenix	126-117	Jan. 5	at Cleveland	113-103
Nov. 19	vs. Houston	106-99	Dec. 12	vs. Atlanta	105-95	Jan. 7	at Atlanta	134-90
Nov. 21	vs. Milwaukee	112-105	Dec. 14	at Portland	129-114	Jan. 9	at Milwaukee	104-120 (L)
			Dec. 17	vs. Golden State	129-99			



SEASON-BY-SEASON LEADERS

SCORING

		G	PTS	AVG
1948-49	Mikan	60	1698*	28.3*
1949-50	Mikan	68	1865*	27.4*
1950-51	Mikan	68	1932*	28.4*
1951-52	Mikan	64	1523	23.8
1952-53	Mikan	70	1442	20.6
1953-54	Mikan	72	1306	18.1
1954-55	Mikkelsen	71	1327	18.7
1955-56	Lovellette	71	1526	21.5
1956-57	Lovellette	69	1434	20.8
1957-58	Mikkelsen	71	1248	17.3
1958-59	Baylor	70	1742	24.9
1959-60	Baylor	70	2074	29.6
1960-61	Baylor	73	2538	34.8
1961-62	West	75	2310	30.8
1962-63	Baylor	80	2719	34.0
1963-64	West	72	2064	28.7
1964-65	West	74	2292	31.0
1965-66	West	79	2476	31.3
1966-67	West	66	1892	28.7
1967-68	Baylor	77	2002	26.0
1968-69	Baylor	76	1881	24.8
1969-70 ^A	West	74	2309	31.2*
1970-71 ^A	West	69	1859	26.9
1971-72 ^A	Goodrich	82	2127	25.9
1972-73 ^A	Goodrich	76	1814	23.9
1973-74 ^A	Goodrich	82	2076	25.3
1974-75 ^A	Goodrich	72	1630	22.6
1975-76 ^A	Abdul-Jabbar	82	2275	27.7
1976-77 ^A	Abdul-Jabbar	82	2152	26.2
1977-78 ^A	Abdul-Jabbar	82	1600	25.8
1978-79 ^A	Abdul-Jabbar	80	1903	23.8
1979-80 ^A	Abdul-Jabbar	82	2034	24.8
1980-81 ^A	Abdul-Jabbar	80	2095	26.2
1981-82 ^A	Abdul-Jabbar	76	1818	23.9
1982-83 ^A	Abdul-Jabbar	79	1722	21.8
1983-84 ^A	Abdul-Jabbar	80	1717	21.5
1984-85 ^A	Abdul-Jabbar	79	1735	22.0
1985-86 ^A	Abdul-Jabbar	79	1846	23.4
1986-87 ^A	Johnson	80	1909	23.9
1987-88 ^A	Scott	81	1754	21.7
1988-89 ^A	Johnson	77	1730	22.5
1989-90 ^A	Johnson	79	1765	22.3
1990-91 ^A	Worthy	78	1670	21.4
1991-92 ^A	Threatt	82	1240	15.1
1992-93 ^A	Threatt	82	1235	15.1
1993-94 ^A	Divac	79	1123	14.2
1994-95 ^A	Van Exel	80	1348	16.9
1995-96 ^A	Ceballos	78	1656	21.2
1996-97 ^A	Jones	80	1374	17.2
1997-98 ^A	O'Neal	60	1699	28.3
1998-99 ^A	O'Neal	49	1289*	26.3
1999-00 ^A	O'Neal	79	2344*	29.7*
2000-01 ^A	O'Neal	74	2125	28.7
2001-02 ^A	O'Neal	67	1822	27.2
2002-03 ^A	Bryant	82	2461*	30.0
2003-04 ^A	Bryant	65	1557	24.0
2004-05 ^A	Bryant	66	1819	27.6
2005-06 ^A	Bryant	80	2832*	35.4*
2006-07 ^A	Bryant	77	2430*	31.6*
2007-08 ^A	Bryant	82	2323*	28.3
2008-09 ^A	Bryant	82	2201	26.8
2009-10 ^A	Bryant	73	1970	27.0
2010-11 ^A	Bryant	82	2078	25.3
2011-12 ^A	Bryant	58	1616	27.9
2012-13 ^A	Bryant	78	2133	27.3
2013-14 ^A	Young	64	1144	17.9
2014-15 ^A	Hill	70	841	12.0
2015-16 ^A	Bryant	66	1161	17.7
2016-17 ^A	Williams	58	1078	18.6
2017-18 ^A	Randle	82	1323	16.1
2018-19 ^A	Kuzma	70	1308	18.7

(70% of games or annual NBA league leader statistical minimums used for averages)

ASSISTS

		G	AST	AVG
1948-49	Mikan	60	218	3.6
1949-50	Pollard	66	252	3.8
1950-51	Martin	68	235	3.5
1951-52	Martin	66	249	3.8
1952-53	Martin	70	250	3.6
1953-54	Martin	69	253	3.7
1954-55	Martin	72	427	5.9
1955-56	Martin	72	445	6.2
1956-57	Mencel	72	201	2.8
1957-58	Leonard	66	218	3.3
1958-59	Baylor	70	287	4.1
1959-60	Hundley	73	338	4.6
1960-61	Baylor	73	371	5.1
1961-62	West	75	402	5.4
1962-63	Baylor	80	386	4.8
1963-64	West	72	403	5.6
1964-65	West	74	364	4.9
1965-66	West	79	480	6.1
1966-67	West	66	447	6.8
1967-68	Baylor	77	355	4.6
1968-69	West	61	423	6.9
1969-70 ^A	West	74	554	7.5
1970-71 ^A	West	69	655	9.5
1971-72 ^A	West	77	747	9.7*
1972-73 ^A	West	69	607	8.8
1973-74 ^A	Hawkins	71	379	5.3
1974-75 ^A	Goodrich	72	420	5.8
1975-76 ^A	Goodrich	75	421	5.6
1976-77 ^A	Allen	78	405	5.2
1977-78 ^A	Nixon	81	553	6.8
1978-79 ^A	Nixon	82	737	9.0
1979-80 ^A	Nixon	82	642	7.8
1980-81 ^A	Nixon	79	696	8.8
1981-82 ^A	Johnson	78	743	9.5
1982-83 ^A	Johnson	79	829*	10.5*
1983-84 ^A	Johnson	67	875	13.1*
1984-85 ^A	Johnson	77	968	12.6
1985-86 ^A	Johnson	72	907*	12.6*
1986-87 ^A	Johnson	80	977*	12.2*
1987-88 ^A	Johnson	72	858	11.9
1988-89 ^A	Johnson	77	988	12.8
1989-90 ^A	Johnson	79	907	11.5
1990-91 ^A	Johnson	79	989	12.5
1991-92 ^A	Threatt	82	593	7.2
1992-93 ^A	Threatt	82	564	6.9
1993-94 ^A	Van Exel	81	466	5.8
1994-95 ^A	Van Exel	80	660	8.3
1995-96 ^A	Van Exel	74	509	6.9
1996-97 ^A	Van Exel	79	672	8.5
1997-98 ^A	Van Exel	64	442	6.9
1998-99 ^A	Harper	45	187	4.2
1999-00 ^A	O'Neal	79	299	3.8
2000-01 ^A	O'Neal	74	277	3.7
2001-02 ^A	Bryant	80	438	5.5
2002-03 ^A	Bryant	82	481	5.9
2003-04 ^A	Payton	82	449	5.5
2004-05 ^A	Atkins	82	358	4.4
2005-06 ^A	Odom	80	443	5.5
2006-07 ^A	Bryant	77	413	5.4
2007-08 ^A	Bryant	82	441	5.4
2008-09 ^A	Bryant	82	399	4.9
2009-10 ^A	Bryant	73	365	5.0
2010-11 ^A	Bryant	82	388	4.7
2011-12 ^A	Bryant	58	264	4.6
2012-13 ^A	Bryant	78	469	6.0
2013-14 ^A	Gasol	60	201	3.4
2014-15 ^A	Lin	74	339	4.6
2015-16 ^A	Russell	80	266	3.3
2016-17 ^A	Russell	63	303	4.8
2017-18 ^A	Ingram	59	230	3.9
2018-19 ^A	Ingram	59	230	3.9

(70% of games or annual NBA league leader statistical minimums used for averages)

REBOUNDS

		G	REB	AVG
1948-49	-	-	-	-
1949-50	-	-	-	-
1950-51	Mikan	68	958	14.1
1951-52	Mikan	64	866	13.5*
1952-53	Mikan	70	1007*	14.4*
1953-54	Mikan	72	1028	14.3
1954-55	Lovellette	70	802	11.5
1955-56	Lovellette	71	992	14.0
1956-57	Lovellette	69	932	13.5
1957-58	Foust	72	876	12.2
1958-59	Baylor	70	1050	15.0
1959-60	Baylor	70	1150	15.0
1960-61	Baylor	73	1447	19.8
1961-62	Baylor	58	892	18.6
1962-63	Baylor	80	1146	14.3
1963-64	Baylor	78	936	12.0
1964-65	Baylor	74	950	12.8
1965-66	Ellis	80	735	9.2
1966-67	Imhoff	81	1080	13.3
1967-68	Baylor	77	941	12.2
1968-69	Chamberlain	81	1712*	21.1*
1969-70 ^A	Roberson	74	672	9.1
1970-71 ^A	Chamberlain	82	1493*	18.2*
1971-72 ^A	Chamberlain	82	1572*	19.2*
1972-73 ^A	Chamberlain	82	1526*	18.6*
1973-74 ^A	Hairston	77	1040	13.5
1974-75 ^A	Hairston	74	946	12.8
1975-76 ^A	Abdul-Jabbar	82	1383*	16.9*
1976-77 ^A	Abdul-Jabbar	82	1090*	13.3
1977-78 ^A	Abdul-Jabbar	82	801	12.9
1978-79 ^A	Abdul-Jabbar	80	1025	12.8
1979-80 ^A	Abdul-Jabbar	82	886	10.8
1980-81 ^A	Abdul-Jabbar	80	821	10.3
1981-82 ^A	Johnson	78	751	9.6
1982-83 ^A	Johnson	79	683	8.6
1983-84 ^A	Abdul-Jabbar	80	587	7.3
1984-85 ^A	Abdul-Jabbar	79	622	7.9
1985-86 ^A	Lucas	77	566	7.4
1986-87 ^A	Green	79	615	7.8
1987-88 ^A	Green	82	710	8.7
1988-89 ^A	Green	82	739	9.0
1989-90 ^A	Green	82	712	8.7
1990-91 ^A	Divac	82	666	8.1
1991-92 ^A	Green	82	762	9.3
1992-93 ^A	Divac	82	729	8.9
1993-94 ^A	Divac	79	851	10.8
1994-95 ^A	Divac	80	829	10.4
1995-96 ^A	Divac	79	679	8.6
1996-97 ^A	Campbell	77	615	8.0
1997-98 ^A	Horry	72	542	7.5
1998-99 ^A	O'Neal	49	525	10.7
1999-00 ^A	O'Neal	79	1078	13.6
2000-01 ^A	O'Neal	74	940	12.7
2001-02 ^A	Horry	81	479	5.9
2002-03 ^A	Bryant	82	564	6.9
2003-04 ^A	Payton	82	342	4.2
2004-05 ^A	Mihm	75	502	6.7
2005-06 ^A	Odom	80	738	9.2
2006-07 ^A	Bynum	82	484	5.9
2007-08 ^A	Odom	77	819	10.6
2008-09 ^A	Gasol	81	780	9.6
2009-10 ^A	Gasol	82	802	9.8
2010-11 ^A	Gasol	82	836	10.2
2011-12 ^A	Bynum	60	709	11.8
2012-13 ^A	Howard	76	945	12.4*
2013-14 ^A	Gasol	60	580	9.7
2014-15 ^A	Davis	79	600	7.6
2015-16 ^A	Randle	81	829	10.2
2016-17 ^A	Randle	74	636	8.6
2017-18 ^A	Gee	82	653	8.0
2018-19 ^A	McGee	75	566	7.5

(70% of games or annual NBA league leader statistical minimums used for averages)

* Denotes NBA Leader / ^ Based on per-game average while meeting annual NBA league leader minimums

SEASON-BY-SEASON LEADERS

BLOCKED SHOTS

		G	BS	AVG
1973-74^	Smith	81	393*	4.85*
1974-75^	Smith	74	216	2.92
1975-76^	Abdul-Jabbar	82	338*	4.12*
1976-77^	Abdul-Jabbar	82	261*	3.18
1977-78^	Abdul-Jabbar	62	185	2.98
1978-79^	Abdul-Jabbar	80	316*	3.95*
1979-80^	Abdul-Jabbar	82	280*	3.41*
1980-81^	Abdul-Jabbar	80	228	2.85
1981-82^	Abdul-Jabbar	76	207	2.72
1982-83^	Abdul-Jabbar	79	170	2.15
1983-84^	Abdul-Jabbar	80	143	1.79
1984-85^	Abdul-Jabbar	79	162	2.05
1985-86^	Abdul-Jabbar	79	130	1.65
1986-87^	Abdul-Jabbar	78	97	1.24
1987-88^	Abdul-Jabbar	80	92	1.15
1988-89^	Abdul-Jabbar	74	85	1.15
1989-90^	Divac	82	114	1.39
1990-91^	Divac	82	127	1.55
1991-92^	Campbell	81	159	1.96
1992-93^	Divac	82	140	1.71
1993-94^	Campbell	76	146	1.92
1994-95^	Divac	80	174	2.18
1995-96^	Campbell	82	212	2.59
1996-97^	O'Neal	51	147	2.88
1997-98^	O'Neal	60	144	2.40
1998-99^	O'Neal	49	82	1.67
1999-00^	O'Neal	79	239	3.03
2000-01^	O'Neal	74	204	2.76
2001-02^	O'Neal	67	137	2.04
2002-03^	O'Neal	67	159	2.37
2003-04^	O'Neal	67	166	2.48
2004-05^	Mihm	75	108	1.44
2005-06^	Odum	80	64	0.80
2006-07^	Bynum	82	128	1.20
2007-08^	Turiah	78	108	1.38
2008-09^	Odum	78	98	1.26
2009-10^	Gasol	65	113	1.74
2010-11^	Gasol	54	106	1.96
2011-12^	Bynum	60	116	1.93
2012-13^	Howard	76	186	2.45
2013-14^	Gasol	60	92	1.53
2014-15^	Davis	79	98	1.24
2015-16^	Hibbert	81	110	1.36
2016-17^	Black	67	44	0.66
2017-18^	Lopez	72	98	1.36
2018-19^	McGee	75	148	1.97

(70% of games or annual NBA league leader statistical minimums used for averages)

STEALS

		G	STL	AVG
1973-74^	Price	82	157	1.91
1974-75^	Goodrich	72	102	1.42
1975-76^	Goodrich	75	123	1.64
1976-77^	Chaney	81	140	1.73
1977-78^	Nixon	81	138	1.70
1978-79^	Nixon	82	201*	2.45
1979-80^	Nixon	77	187	2.43
1980-81^	Johnson	37	127	3.43*
1981-82^	Johnson	78	208	2.67*
1982-83^	Johnson	79	176	2.23
1983-84^	Johnson	67	150	2.24
1984-85^	Johnson	77	113	1.47
1985-86^	Johnson	72	113	1.57
1986-87^	Johnson	80	138	1.73
1987-88^	Scott	81	155	1.91
1988-89^	Johnson	77	138	1.79
1989-90^	Johnson	79	132	1.67
1990-91^	Worthy	78	104	1.33
1991-92^	Threatt	82	168	2.05
1992-93^	Threatt	82	142	1.73
1993-94^	Lynch	71	102	1.44
1994-95^	Jones	64	131	2.05
1995-96^	Jones	70	129	1.84
1996-97^	Jones	80	189	2.36
1997-98^	Jones	80	160	2.00
1998-99^	Bryant	50	72	1.44

STEALS (CONTINUED)

		G	STL	AVG
1999-00^	Horry	76	84	1.11
2000-01^	Fox	82	70	0.85
2001-02^	Bryant	80	118	1.48
2002-03^	Bryant	82	181	2.21
2003-04^	Fisher	82	103	1.26
2004-05^	Butler	77	110	1.43
2005-06^	Bryant	80	147	1.84
2006-07^	Parker	82	119	1.45
2007-08^	Bryant	82	151	1.84
2008-09^	Ariza	82	137	1.67
2009-10^	Bryant	73	113	1.55
2010-11^	World Peace	82	124	1.51
2011-12^	Bryant	58	69	1.19
2012-13^	World Peace	75	122	1.63
2013-14^	Meeks	77	111	1.44
2014-15^	Lin	74	82	1.11
2015-16^	Russell	80	93	1.16
2016-17^	Russell	63	87	1.38
2017-18^	Caldwell-Pope	74	106	1.43
2018-19^	Hart	67	64	0.96

(70% of games or annual NBA league leader statistical minimums used for averages)

FIELD GOAL %

		FG	FGA	PCT
1948-49	Mikan	583	1403	.416
1949-50	Mikan	649	1595	.407
1950-51	Mikan	678	1584	.428
1951-52	Mikkelsen	363	866	.419
1952-53	Mikkelsen	378	868	.436
1953-54	Lovellette	237	560	.423
1954-55	Lovellette	519	1192	.435
1955-56	Lovellette	594	1370	.434
1956-57	Lovellette	574	1348	.426
1957-58	Mikkelsen	439	1070	.410
1958-59	Baylor	605	1482	.408
1959-60	Baylor	755	1782	.424
1960-61	Hawkins	310	719	.431
1961-62	LaRusso	516	1108	.466
1962-63	Barnett	547	1162	.471
1963-64	West	740	1529	.484
1964-65	West	822	1655	.497
1965-66	Boozier	365	754	.484
1966-67	Hawkins	275	572	.481
1967-68	West	476	926	.514
1968-69	Chamberlain	641	1099	.583*
1969-70	West	831	1673	.497
1970-71	Chamberlain	668	1226	.545
1971-72	Chamberlain	496	764	.649*
1972-73	Chamberlain	426	586	.727
1973-74	Hairston	385	579	.507
1974-75	Smith	346	702	.493
1975-76	Abdul-Jabbar	914	1728	.529
1976-77	Abdul-Jabbar	888	1553	.579*
1977-78	Abdul-Jabbar	663	1205	.550
1978-79	Abdul-Jabbar	777	1347	.577
1979-80	Abdul-Jabbar	835	1383	.604
1980-81	Abdul-Jabbar	836	1457	.574
1981-82	Abdul-Jabbar	753	1301	.579
1982-83	Abdul-Jabbar	722	1228	.588
1983-84	McGee	347	584	.594
1984-85	Abdul-Jabbar	723	1207	.599
1985-86	Worthy	629	1086	.579
1986-87	Abdul-Jabbar	560	993	.564
1987-88	Abdul-Jabbar	480	903	.532
1988-89	Worthy	702	1282	.548
1989-90	Woolridge	306	550	.556
1990-91	Divac	360	637	.565
1991-92	Threatt	509	1041	.489
1992-93	Green	379	706	.537
1993-94	Divac	453	895	.506
1994-95	Ceballos	497	977	.509
1995-96	Ceballos	638	1203	.530
1996-97	O'Neal	552	991	.557
1997-98	O'Neal	670	1147	.584*
1998-99	O'Neal	510	885	.576*
1999-00	O'Neal	956	1665	.574*

FIELD GOAL % (CONTINUED)

		FG	FGA	PCT
2000-01	O'Neal	813	1422	.572*
2001-02	O'Neal	712	1229	.579*
2002-03	O'Neal	695	1211	.574
2003-04	O'Neal	554	948	.584*
2004-05	Odum	366	774	.473
2005-06	Odum	445	925	.481
2006-07	Odum	319	681	.468
2007-08	Odum	417	795	.525
2008-09	Gasol	592	1045	.567
2009-10	Bynum	392	688	.570
2010-11	Odum	473	893	.530
2011-12	Bynum	444	796	.558
2012-13	Howard	470	813	.578
2013-14	Gasol	425	885	.480
2014-15	Boozier	371	743	.499
2015-16	Clarkson	475	1098	.433
2016-17	Randle	377	773	.488
2017-18	Randle	504	904	.558
2018-19	McGee	400	641	.624

(Annual NBA league leader minimums apply)

FREE THROW %

		FT	FTA	PCT
1948-49	Schaefer	174	213	.817
1949-50	Mikan	567	728	.779
1950-51	Mikan	576	717	.803
1951-52	Mikan	433	555	.780
1952-53	Martin	224	287	.780
1953-54	Mikan	424	546	.777
1954-55	Schnittker	298	362	.823
1955-56	Schnittker	304	355	.856
1956-57	Garmaker	365	435	.839
1957-58	Schnittker	201	237	.848
1958-59	Mikkelsen	298	355	.839
1959-60	Hundley	203	273	.744
1960-61	LaRusso	323	409	.790
1961-62	West	712	926	.769
1962-63	Baylor	661	790	.837
1963-64	West	584	702	.832
1964-65	West	648	789	.821
1965-66	West	840*	977	.860
1966-67	West	602	686	.878
1967-68	West	391	482	.811
1968-69	West	490	597	.821
1969-70	West	647	785	.824
1970-71	West	525	631	.832
1971-72	Goodrich	475	559	.850
1972-73	McMillian	223	264	.845
1973-74	Goodrich	508	588	.864
1975-76	Goodrich	318	378	.841
1975-76	Russell	132	148	.892
1976-77	Russell	188	219	.858
1977-78	Dantley	334	417	.801
1978-79	Dantley	292	342	.854
1979-80	Johnson	374	462	.810
1980-81	Nixon	196	252	.778
1981-82	Cooper	139	171	.813
1982-83	Johnson	304	380	.800
1983-84	Cooper	155	185	.838
1984-85	Johnson	391	464	.843
1985-86	Johnson	378	434	.871
1986-87	Scott	224	251	.892
1987-88	Scott	272	317	.858
1988-89	Johnson	513	563	.911*
1989-90	Johnson	567	637	.890
1990-91	Johnson	519	573	.906
1991-92	Scott	244	291	.838
1992-93	Scott	156	184	.848
1993-94	Threatt	138	155	.890
1994-95	Van Exel	235	300	.783
1995-96	Johnson	172	201	.856
1996-97	Scott	127	151	.841
1997-98	Bryant	363	457	.794
1998-99	Rice	77	90	.856
1999-00	Rice	346	396	.874
2000-01	Bryant	475	557	.853
2001-02	Bryant	488	589	.829

* Denotes NBA Leader / ^ Based on per-game average while meeting annual NBA league leader minimums



SEASON-BY-SEASON LEADERS / LAKERS NBA TEAM LEADERS

FREE THROW % (CONTINUED)

		FT	FTA	PCT
2002-03	Bryant	601	713	.843
2003-04	Bryant	454	533	.852
2004-05	Butler	275	319	.862
2005-06	Bryant	696*	819	.850
2006-07	Bryant	667*	768*	.868
2007-08	Fisher	166	188	.883
2008-09	Bryant	483	564	.856
2009-10	Bryant	439	541	.811
2010-11	Bryant	483	583	.828
2011-12	Bryant	381	451	.845
2012-13	Bryant	525	626	.839
2013-14	Meeks	221	258	.857
2014-15	Young	132	148	.892
2015-16	Bass	125	148	.845
2016-17	Williams	304	344	.884
2017-18	Caldwell-Pope	153	194	.789
2018-19	Caldwell-Pope	137	158	.867

(Annual NBA league leader minimums apply)

MINUTES PLAYED

		MIN	AVG
1951-52	Mikan	2572	40.2
1952-53	Mikan	2651	37.9
1953-54	Pollard	2483	35.0
1954-55	Martin	2784	38.7
1955-56	Martin	2838	39.4
1956-57	Lovellette	2492	36.1
1957-58	Mikkelsen	2390	33.2
1958-59	Baylor	2855	40.8
1959-60	Baylor	2873	41.0
1960-61	Baylor	3133	42.9
1961-62	West	3087	41.2
1962-63	Baylor	3370	42.1
1963-64	Baylor	3164	40.6
1964-65	West	3066	41.4
1965-66	West	3218	40.7
1966-67	Imhoff	2725	33.6
1967-68	Clark	3039	37.5
1968-69	Chamberlain	3669	45.3
1969-70	West	3106	42.0
1970-71	Chamberlain	3630	44.3
1971-72	Chamberlain	3469	42.3
1972-73	Chamberlain	3542	43.2
1973-74	Goodrich	3061	37.3
1974-75	Goodrich	2668	37.1
1975-76	Abdul-Jabbar	3379*	41.2
1976-77	Abdul-Jabbar	3016	36.8
1977-78	Nixon	2779	34.3
1978-79	Abdul-Jabbar	3157	39.5
1979-80	Nixon	3226*	39.4
1980-81	Wilkes	3028	37.4
1981-82	Nixon	3024	36.9
1982-83	Johnson	2907	36.8
1983-84	Abdul-Jabbar	2622	32.8
1984-85	Johnson	2781	36.1
1985-86	Abdul-Jabbar	2629	33.3
1986-87	Johnson	2904	36.3
1987-88	Scott	3048	37.6
1988-89	Worthy	2960	36.5
1989-90	Worthy	2960	37.0
1990-91	Worthy	3008	38.6
1991-92	Threatt	3070	37.4
1992-93	Threatt	2893	35.3
1993-94	Van Exel	2700	33.3
1994-95	Van Exel	2944	36.8
1995-96	Campbell	2699	32.9
1996-97	Jones	2998	37.5
1997-98	Jones	2910	36.4
1998-99	Bryant	1896	37.9
1999-00	O'Neal	3163	40.0
2000-01	O'Neal	2924	39.5
2001-02	Bryant	3063	38.3
2002-03	Bryant	3401	41.5
2003-04	Payton	2825	34.5
2004-05	Atkins	2903	35.4
2005-06	Bryant	3277	41.0
2006-07	Bryant	3410	40.8

MINUTES PLAYED (CONTINUED)

		MIN	AVG
2007-08	Bryant	3192	38.9
2008-09	Gasol	2999	37.0
2009-10	Bryant	2835	38.8
2010-11	Gasol	3037	37.0
2011-12	Gasol	2430	37.4
2012-13	Bryant	3013	38.6
2013-14	Meeks	2556	33.2
2014-15	Johnson	2245	29.5
2015-16	Clarkson	2552	33.3
2016-17	Clarkson	2397	29.2
2017-18	Caldwell-Pope	2458	33.2
2018-19	Kuzma	2314	33.1

(Based on total minutes)

3-POINT FIELD GOAL %

		3FG	3FGA	PCT
1979-80	Cooper	5	20	.250^
1980-81	Holland	1	3	.333^
1981-82	Nixon	3	12	.250^
1982-83	Worthy	1	4	.250^
1983-84	Cooper	38	121	.314
1984-85	Scott	26	60	.433*
1985-86	Cooper	63	163	.387
1986-87	Scott	65	149	.436
1987-88	Scott	62	179	.346
1988-89	Scott	77	193	.399
1989-90	Scott	93	220	.423
1990-91	Scott	71	219	.324
1991-92	Scott	54	157	.344
1992-93	Peeler	46	118	.390^
1993-94	Van Exel	123	364	.338
1994-95	Peeler	84	216	.389
1995-96	Peeler	105	254	.413
1996-97	Jones	152	389	.391
1997-98	Van Exel	123	316	.389
1998-99	Rice	53	135	.393
1999-00	Rice	84	229	.367
2000-01	Penberthy	55	139	.396
2001-02	Fisher	144	349	.413
2002-03	Fisher	85	212	.401
2003-04	George	65	186	.349
2004-05	Cook	78	199	.392
2005-06	Odum	80	215	.372
2006-07	Vujacic	60	161	.373
2007-08	Vujacic	118	270	.437
2008-09	Radmanovic	60	136	.441
2009-10	Farmer	86	229	.376
2010-11	Fisher	63	159	.396
2011-12	Blake	53	158	.335
2012-13	Nash	57	130	.438
2013-14	Meeks	162	404	.401
2014-15	Ellington	90	243	.370
2015-16	Russell	130	370	.351
2016-17	Young	170	421	.404
2017-18	Caldwell-Pope	159	415	.383
2018-19	Caldwell-Pope	151	435	.347

(Annual NBA league leader minimums apply;

^minimum not met team-wide)

TEAM SCORING

1997-98	105.5
1985-86	117.3
1971-72	121.0
1965-66	119.5
1948-49	84.0

TEAM REBOUNDING

2008-09	43.9
1999-00	47.0
1972-73	55.6
1971-72	56.4

TEAM ASSISTS

1979-80	29.4
1971-72	27.2
1965-66	24.2

TEAM BLOCKED SHOTS

1996-97	7.01
1975-76	6.44
1973-74	7.96

TEAM STEALS

Have never led NBA

TEAM FIELD GOAL %

1998-99	.468
1988-89	.502
1985-86	.522
1984-85	.545
1983-84	.532
1982-83	.528
1979-80	.529
1978-79	.517
1977-78	.487
1968-69	.467
1967-68	.477

TEAM FREE THROW %

1965-66	.773
1964-65	.763
1963-64	.766
1955-56	.786
1953-54	.731

FEWEST TURNOVERS

Have never led NBA

* Denotes NBA Leader / ^ Based on per-game average while meeting annual NBA league leader minimums

LAKERS YEARLY NBA RANKINGS / RECORD BY MONTH

OVERALL				HOME				ROAD				SEASON-BY-SEASON RECORD BY MONTH													
YEAR	W	L	RNK	W	L	RNK	W	L	RNK	W	L	RNK	YEAR	OCT	NOV	DEC	JAN	FEB	MAR	APR	MAY				
1948-49*	44	16	(2)	26	3	(1)	16	13	(2)				1948-49	-	10-4	7-5	10-1	10-3	7-3	-	-				
1949-50*	51	17	(2)	30	1	(2)	18	16	(2)				1949-50	-	9-4	11-6	13-3	12-1	6-3	-	-				
1950-51*	44	24	(1)	29	3	(1)	12	21	(1)				1950-51	-	7-6	10-6	13-3	9-5	5-4	-	-				
1951-52*	40	26	(2)	21	5	(3)	13	19	(3)				1951-52	-	9-3	7-7	13-5	6-8	5-3	-	-				
1952-53*	48	22	(1)	24	2	(2)	16	15	(2)				1952-53	-	12-4	11-3	9-6	11-5	5-4	-	-				
1953-54*	46	26	(1)	21	4	(2)	13	15	(2)				1953-54	0-2	12-2	7-6	11-5	13-7	3-4	-	-				
1954-55*	40	32	(3)	18	6	(5)	10	14	(1)				1954-55	1-1	4-3	10-7	10-10	10-8	5-3	-	-				
1955-56*	33	39	(6)	13	12	(6)	6	21	(8)				1955-56	-	4-9	5-10	11-8	7-7	6-5	-	-				
1956-57*	34	38	(5)	18	13	(7)	9	22	(5)				1956-57	0-2	8-6	6-10	6-10	7-10	7-0	-	-				
1957-58*	19	53	(8)	13	17	(8)	4	22	(8)				1957-58	0-2	3-12	5-10	5-11	4-15	2-3	-	-				
1958-59*	33	39	(5)	15	7	(3)	9	17	(5)				1958-59	2-2	7-9	3-9	7-11	10-5	4-3	-	-				
1959-60*	25	50	(7)	9	13	(6)	9	22	(6)				1959-60	1-3	5-11	5-10	3-9	7-14	4-3	-	-				
1960-61*	36	43	(5)	16	12	(7)	8	20	(5)				1960-61	1-5	10-6	4-12	8-9	9-8	4-3	-	-				
1961-62*	54	26	(2)	26	5	(1)	18	13	(2)				1961-62	5-1	10-5	15-5	11-4	9-8	4-3	-	-				
1962-63*	53	27	(2)	27	7	(4)	20	17	(2)				1962-63	3-4	12-3	11-4	15-1	9-8	3-7	-	-				
1963-64*	42	38	(5)	24	12	(4)	15	21	(5)				1963-64	3-2	10-6	10-5	8-9	5-13	6-3	-	-				
1964-65*	49	31	(2)	25	13	(3)	21	16	(2)				1964-65	4-2	10-4	7-9	10-6	9-6	9-4	-	-				
1965-66*	45	35	(3)	28	11	(5)	13	21	(3)				1965-66	4-3	10-7	9-8	8-7	7-6	7-4	-	-				
1966-67*	36	45	(6)	21	18	(7)	12	20	(3)				1966-67	2-6	6-8	5-9	8-9	10-6	5-7	-	-				
1967-68*	52	30	(4)	30	11	(4)	18	19	(5)				1967-68	5-2	7-8	10-7	7-7	13-3	10-3	-	-				
1968-69*	55	27	(2)	32	9	(2)	21	18	(3)				1968-69	4-3	11-4	13-5	9-5	8-7	10-3	-	-				
1969-70*	46	36	(5)	27	14	(5)	17	21	(5)				1969-70	5-2	6-10	6-8	12-4	9-9	8-3	-	-				
1970-71*	48	34	(4)	30	11	(3)	17	22	(9)				1970-71	4-3	8-5	10-7	9-7	13-4	4-8	-	-				
1971-72*	69	13	(1)	36	5	(1)	31	7	(1)				1971-72	6-3	14-0	16-0	8-4	13-4	12-2	-	-				
1972-73*	60	22	(2)	30	11	(4)	28	11	(2)				1972-73	7-3	12-0	10-4	11-4	9-7	11-4	-	-				
1973-74*	47	35	(6)	30	11	(5)	17	24	(8)				1973-74	7-3	9-4	6-11	7-4	8-8	10-5	-	-				
1974-75	30	52	(17)	21	20	(16)	9	32	(16)				1974-75	3-3	5-9	7-9	4-8	3-11	8-8	0-4	-	-			
1975-76	40	42	(9)	31	10	(3)	9	32	(14)				1975-76	3-2	11-5	7-8	3-10	7-6	7-9	2-2	-	-			
1976-77	53	29	(1)	37	4	(1)	15	25	(3)				1976-77	3-3	8-5	10-5	11-3	6-6	11-5	4-2	-	-			
1977-78	45	37	(7)	29	12	(7)	16	25	(4)				1977-78	2-5	6-8	8-5	7-7	9-4	10-6	3-2	-	-			
1978-79	47	35	(6)	31	10	(4)	16	25	(7)				1978-79	4-4	11-3	8-7	9-6	7-4	5-8	3-3	-	-			
1979-80	60	22	(2)	37	4	(1)	23	18	(2)				1979-80	7-3	9-6	12-4	10-4	9-2	13-3	-	-				
1980-81	54	28	(5)	30	11	(6)	24	17	(4)				1980-81	9-2	9-6	8-7	10-3	8-4	10-6	-	-				
1981-82	57	25	(3)	30	11	(6)	27	14	(2)				1981-82	0-1	12-4	12-2	7-5	10-5	8-6	8-2	-	-			
1982-83	58	24	(2)	33	8	(2)	25	16	(2)				1982-83	0-1	12-3	12-3	10-3	6-6	13-3	5-5	-	-			
1983-84	54	28	(2)	28	13	(13)	26	15	(2)				1983-84	2-0	10-4	7-6	8-6	11-4	11-4	5-4	-	-			
1984-85	62	20	(2)	36	5	(1)	26	15	(2)				1984-85	1-2	11-4	10-4	9-6	11-2	13-1	7-1	-	-			
1985-86	62	20	(2)	35	6	(3)	27	14	(1)				1985-86	3-0	11-2	11-3	10-5	8-5	14-3	5-2	-	-			
1986-87	65	17	(1)	37	4	(2)	28	13	(1)				1986-87	-	12-2	10-4	12-4	10-4	13-1	8-2	-	-			
1987-88	62	20	(1)	36	5	(1)	26	15	(1)				1987-88	-	9-2	11-4	13-2	12-1	8-7	9-4	-	-			
1988-89	57	25	(2)	35	6	(3)	22	19	(2)				1988-89	-	10-3	9-7	11-3	7-4	11-4	9-4	-	-			
1989-90	63	19	(1)	37	4	(1)	26	15	(1)				1989-90	-	11-2	10-4	10-5	10-2	12-4	10-2	-	-			
1990-91	58	24	(3)	33	8	(5)	25	16	(3)				1990-91	-	7-5	10-4	15-2	9-4	10-6	7-3	-	-			
1991-92	43	39	(12)	24	17	(18)	19	22	(7)				1991-92	-	11-4	6-8	10-4	3-10	9-6	4-7	-	-			
1992-93	39	43	(17)	20	21	(19)	19	22	(9)				1992-93	-	7-4	8-7	7-9	6-4	6-11	5-8	-	-			
1993-94	33	49	(17)	21	20	(17)	12	29	(18)				1993-94	-	5-9	4-10	5-7	6-7	10-6	3-10	-	-			
1994-95	48	34	(9)	29	12	(7)	19	22	(8)				1994-95	-	8-6	9-3	9-5	8-5	10-7	4-8	-	-			
1995-96	53	29	(6)	30	11	(7)	23	18	(4)				1995-96	-	7-7	9-8	9-3	10-2	10-5	8-4	-	-			
1996-97	56	26	(7)	31	10	(4)	25	16	(7)				1996-97	-	11-6	11-3	11-3	6-6	9-5	8-3	-	-			
1997-98	61	21	(3)	33	8	(4)	28	13	(1)				1997-98	1-0	12-2	10-5	9-4	7-5	13-4	9-1	-	-			
1998-99	31	19	(17)	18	7	(13)	13	12	(6)				1998-99	-	-	-	-	9-6	12-5	7-8	3-0	-	-		
1999-00	67	15	(1)	36	5	(1)	31	10	(1)				1999-00	-	11-4	14-1	9-5	12-1	15-1	6-3	-	-			
2000-01	56	26	(2)	31	10	(3)	25	16	(2)				2000-01	1-0	10-5	11-5	6-6	9-3	11-6	8-1	-	-			
2001-02	58	24	(2)	34	7	(2)	27	14	(1)				2001-02	1-0	13-1	7-5	10-6	8-5	13-4	6-3	-	-			
2002-03	50	32	(5)	31	10	(7)	19	22	(7)				2002-03	0-2	6-9	7-8	8-4	11-3	11-5	7-1	-	-			
2003-04	56	26	(4)	34	7	(2)	22	19	(5)				2003-04	1-0	13-3	7-4	6-9	11-4	13-3	5-3	-	-			
2004-05	34	48	(21)	22	19	(22)	12	29	(20)				2004-05	-	9-6	6-6	8-7	5-8	5-11	1-10	-	-			
2005-06	45	37	(10)	27	14	(9)	18	23	(13)				2005-06	-	5-8	10-6	9-6	5-8	10-7	6-2	-	-			
2006-07	42	40	(12)	25	16	(13)	17	24	(10)				2006-07	1-0	9-5	10-6	8-7	5-7	5-9	4-6	-	-			
2007-08	57	25	(3)	30	11	(8)	27	14	(2)				2007-08	0-1	9-6	10-4	9-5	13-2	9-6	7-1	-	-			
2008-09	65	17	(2)	36	5	(2)	29	12	(1)				2008-09	2-0	12-1	11-4	12-4	11-2	10-5	7-1	-	-			
2009-10	57	25	(3)	34	7	(2)	23	18	(6)				2009-10	1-1	12-2	12-3	12-5	8-4	9-6	3-4	-	-			
2010-11	57	25	(4)	30	11	(5)	27	14	(3)				2010-11	3-0	10-5	10-5	10-5	9-4	12-1	3-5	-	-			
2011-12	41	25	(5)	26	7	(3)	15	18	(11)				2011-12	-	-	3-2	10-7	8-5	11-6	9-5	-	-			
2012-13	45	37	(11)	29	12	(10)	16	25	(15)				2012-13	0-2	8-6	7-7	5-11	9-4	9-6	7-1	-	-			
2013-14	27	55	(25)	14	27	(28)	13	28	(22)				2013-14	1-1	8-7	4-11	3-12	4-8	5-9	2-7	-	-			
2014-15	21	61	(27)	12	29	(27)	9	32	(27)				2014-15	0-3	4-10	6-9	3-12	3-7	4-12	1-8	-	-			
2015-16	17	65	(29)	12	29	(29)	5	36	(29)				2015-16	0-2	2-12	4-13	3-14	2-8	5-10	1-6	-	-			
2016-17	26	56	(28)	17	24	(27)	9	32	(28)				2016-17	1-2	9-8	2-14	5-10	2-8	2-12	5-2	-	-			
2017-18	35	47	(21)	20																					

LAKERS RANKED IN NBA TOP 10 BY SEASON

SCORING	RANK	YEAR	AVG.	REBOUNDS	RANK	YEAR	AVG.	ASSISTS	RANK	YEAR	AVG.
G. Mikan	1st	1948-49	28.3	G. Mikan	2nd	1950-51	14.1	G. Mikan	8th	1948-49	3.6
J. Pollard	10th	1948-49	14.8	V. Mikkelsen	6th	1950-51	10.2	J. Pollard	8th	1949-50	3.8
G. Mikan	1st	1949-50	27.4	G. Mikan	1st	1951-52	13.5	S. Martin	10th	1951-52	3.8
J. Pollard	10th	1949-50	14.7	V. Mikkelsen	9th	1951-52	10.3	S. Martin	5th	1954-55	5.9
G. Mikan	1st	1950-51	28.4	G. Mikan	1st	1952-53	14.4	S. Martin	3rd	1955-56	6.2
G. Mikan	2nd	1951-52	23.8	G. Mikan	2nd	1953-54	14.3	E. Baylor	9th	1958-59	4.1
J. Pollard	10th	1951-52	15.5	C. Lovellette	5th	1954-55	11.5	R. Hundley	8th	1959-60	4.6
G. Mikan	2nd	1952-53	20.6	V. Mikkelsen	9th	1954-55	10.0	E. Baylor	8th	1960-61	5.1
V. Mikkelsen	9th	1952-53	15.0	C. Lovellette	3rd	1955-56	14.0	R. Hundley	10th	1960-61	4.4
G. Mikan	4th	1953-54	18.1	C. Lovellette	5th	1956-57	13.5	F. Selvest	6th	1961-62	5.4
C. Lovellette	7th	1954-55	18.7	W. Dukes	8th	1956-57	11.2	F. Selvest	7th	1961-62	4.8
V. Mikkelsen	7th	1954-55	18.7	L. Foust	7th	1957-58	12.2	E. Baylor	6th	1962-63	4.8
C. Lovellette	4th	1955-56	21.5	V. Mikkelsen	10th	1957-58	11.2	J. West	3rd	1963-64	5.6
C. Lovellette	7th	1956-57	20.8	E. Baylor	3rd	1958-59	15.0	J. West	6th	1964-65	4.9
D. Garmaker	10th	1956-57	16.3	E. Baylor	4th	1959-60	16.4	E. Baylor	8th	1964-65	3.8
E. Baylor	4th	1958-59	24.9	E. Baylor	4th	1960-61	19.8	J. West	5th	1965-66	6.1
E. Baylor	3rd	1959-60	29.6	E. Baylor	5th	1961-62	18.6	W. Hazzard	8th	1965-66	4.9
E. Baylor	2nd	1960-61	34.8	E. Baylor	5th	1962-63	14.3	J. West	4th	1966-67	6.8
E. Baylor	2nd	1961-62	38.3	E. Baylor	9th	1964-65	12.8	J. West	4th	1969-70	7.5
J. West	5th	1961-62	30.8	D. Imhoff	8th	1866-67	13.3	J. West	1st	1971-72	9.7
E. Baylor	2nd	1962-63	34.0	W. Chamberlain	1st	1968-69	21.1	G. Goodrich	9th	1974-75	5.8
J. West	6th	1962-63	27.1	W. Chamberlain	1st	1970-71	18.2	G. Goodrich	9th	1975-76	5.6
J. West	3rd	1963-64	28.7	W. Chamberlain	1st	1971-72	19.2	N. Nixon	4th	1977-78	6.8
E. Baylor	6th	1963-64	25.4	W. Chamberlain	1st	1972-73	18.6	N. Nixon	3rd	1978-79	9.0
J. West	2nd	1964-65	31.0	H. Hairston	5th	1973-74	13.5	N. Nixon	4th	1979-80	7.8
E. Baylor	4th	1964-65	27.1	H. Hairston	6th	1974-75	12.8	E. Johnson	7th	1979-80	7.3
J. West	2nd	1965-66	31.3	K. Abdul-Jabbar	1st	1975-76	16.9	N. Nixon	2nd	1980-81	8.8
J. West	3rd	1966-67	28.7	K. Abdul-Jabbar	2nd	1976-77	13.3	E. Johnson	2nd	1981-82	9.5
E. Baylor	4th	1966-67	26.6	K. Abdul-Jabbar	7th	1977-78	12.9	E. Johnson	1st	1982-83	10.5
E. Baylor	3rd	1967-68	26.0	K. Abdul-Jabbar	2nd	1978-79	12.8	E. Johnson	1st	1983-84	13.1
E. Baylor	3rd	1968-69	24.8	K. Abdul-Jabbar	8th	1979-80	10.8	E. Johnson	2nd	1984-85	12.6
J. West	1st	1969-70	31.2	K. Abdul-Jabbar	6th	1980-81	10.3	E. Johnson	1st	1985-86	12.6
G. Goodrich	5th	1971-72	25.9	S. O'Neal	8th	1988-89	10.7	E. Johnson	1st	1986-87	12.2
J. West	6th	1971-72	25.8	S. O'Neal	2nd	1999-00	13.6	E. Johnson	2nd	1987-88	11.9
G. Goodrich	8th	1972-73	23.9	S. O'Neal	3rd	2000-01	12.7	E. Johnson	2nd	1988-89	12.8
G. Goodrich	4th	1973-74	25.3	L. Odum	7th	2007-08	10.6	E. Johnson	2nd	1989-90	11.5
G. Goodrich	8th	1974-75	22.6	P. Gasol	8th	2008-09	9.6	E. Johnson	2nd	1990-91	12.5
K. Abdul-Jabbar	2nd	1975-76	27.7	P. Gasol	6th	2010-11	10.2	N. Van Exel	6th	1994-95	8.3
K. Abdul-Jabbar	3rd	1976-77	26.2	A. Bynum	3rd	2011-12	11.8	N. Van Exel	8th	1996-97	8.5
K. Abdul-Jabbar	4th	1977-78	25.8	P. Gasol	7th	2011-12	10.4				
K. Abdul-Jabbar	8th	1978-79	23.8	D. Howard	1st	2012-13	12.4				
K. Abdul-Jabbar	6th	1979-80	24.8	J. Randle	10th	2015-16	10.2				
K. Abdul-Jabbar	6th	1981-82	23.9								
K. Abdul-Jabbar	10th	1985-86	23.4								
E. Johnson	10th	1986-87	23.9								
S. O'Neal	2nd	1997-98	28.3	E. Smith	2nd	1974-75	2.92				
S. O'Neal	2nd	1998-99	26.3	K. Abdul-Jabbar	1st	1975-76	4.12	L. Allen	2nd	1974-75	2.06
S. O'Neal	1st	1999-00	29.7	K. Abdul-Jabbar	2nd	1976-77	3.18	N. Nixon	8th	1978-79	2.45
S. O'Neal	3rd	2000-01	28.7	K. Abdul-Jabbar	2nd	1977-78	2.98	E. Johnson	5th	1979-80	2.43
K. Bryant	4th	2000-01	28.5	K. Abdul-Jabbar	1st	1978-79	3.95	E. Johnson	1st	1980-81	3.43
S. O'Neal	2nd	2001-02	27.2	K. Abdul-Jabbar	1st	1979-80	3.41	E. Johnson	1st	1981-82	2.67
K. Bryant	6th	2001-02	25.2	K. Abdul-Jabbar	3rd	1980-81	2.85	E. Johnson	8th	1982-83	2.23
K. Bryant	2nd	2002-03	30.0	K. Abdul-Jabbar	3rd	1981-82	2.72	E. Johnson	5th	1983-84	2.24
S. O'Neal	4th	2002-03	27.5	K. Abdul-Jabbar	9th	1982-83	2.15	S. Threatt	9th	1991-92	2.05
K. Bryant	4th	2003-04	24.0	K. Abdul-Jabbar	9th	1983-84	1.79	E. Jones	6th	1994-95	2.05
K. Bryant	2nd	2004-05	27.6	K. Abdul-Jabbar	10th	1984-85	2.05	E. Jones	8th	1995-96	1.84
K. Bryant	1st	2005-06	35.4	V. Divac	7th	1995-95	2.18	E. Jones	4th	1996-97	2.36
K. Bryant	1st	2006-07	31.6	E. Campbell	6th	1995-96	2.59	E. Jones	6th	1997-98	2.00
K. Bryant	2nd	2007-08	28.3	S. O'Neal	3rd	1996-97	2.88	K. Bryant	6th	2002-03	2.21
K. Bryant	3rd	2008-09	26.8	S. O'Neal	8th	1997-98	2.40	K. Bryant	10th	2005-06	1.84
K. Bryant	4th	2009-10	27.0	S. O'Neal	3rd	1999-00	3.03	K. Bryant	9th	2007-08	1.84
K. Bryant	5th	2010-11	25.3	S. O'Neal	4th	2000-01	2.76	T. Ariza	9th	2008-09	1.67
K. Bryant	2nd	2011-12	27.9	S. O'Neal	10th	2001-02	2.04				
K. Bryant	3rd	2012-13	27.3	S. O'Neal	6th	2002-03	2.37				
				S. O'Neal	6th	2003-04	2.48				
				P. Gasol	8th	2009-10	1.74				
				A. Bynum	6th	2010-11	1.96				
				A. Bynum	6th	2011-12	1.93				
				D. Howard	5th	2012-13	2.45				
				J. McGee	5th	2018-19	1.97				

HOME ATTENDANCE RECORDS (LOS ANGELES ERA ONLY)

	REGULAR SEASON			PLAYOFFS			TOTALS		
Season	G	ATT	AVG	G	ATT	AVG	G	ATT	AVG
1960-61	30	151,344	5,045	6	36,280	6,047	36	187,624	5,211
1961-62	31	190,321	6,139	6	66,761	11,127	37	257,082	6,948
1962-63	34	285,462	8,396	7	97,783	13,969	41	383,245	9,347
1963-64	36	322,331	8,954	2	25,590	12,795	38	347,921	9,156
1964-65	38	392,004	10,316	5	70,246	14,049	43	462,250	10,750
1965-66	39	426,467	10,935	7	101,323	14,475	46	527,790	11,474
1966-67	39	435,008	11,154	1	11,597	11,597	40	447,265	11,182
1967-68	41	421,326	10,276	8	100,757	12,595	49	522,083	10,665
1968-69	41	483,262	11,787	10	169,958	16,096	51	644,220	12,632
1969-70	41	536,513	13,086	9	154,562	17,174	50	691,165	13,823
1970-71	41	566,108	13,808	6	90,474	15,079	47	656,582	13,970
1971-72	41	668,340	16,301	8	140,040	17,505	49	808,380	16,498
1972-73	41	664,872	16,216	10	173,697	17,370	51	838,569	16,443
1973-74	41	603,145	14,711	2	35,010	17,505	43	638,155	14,841
1974-75	41	474,287	11,567	-	-	-	41	474,287	11,567
1975-76	41	524,976	12,804	-	-	-	41	524,976	12,804
1976-77	41	501,434	12,230	6	100,783	16,797	47	602,217	12,813
1977-78	41	534,017	13,025	1	15,051	15,051	42	549,068	13,073
1978-79	41	482,611	11,771	3	47,411	15,803	44	530,022	12,046
1979-80	41	582,882	14,217	9	149,865	16,652	50	732,747	14,655
1980-81	41	538,537	13,135	3	46,451	15,483	44	584,988	13,295
1981-82	41	605,367	14,765	7	113,173	16,167	48	718,540	14,969
1982-83	41	648,244	15,810	8	131,952	16,494	49	780,196	15,922
1983-84	41	622,398	15,180	11	172,124	15,648	52	794,552	15,279
1984-85	41	613,826	14,971	11	183,361	16,669	52	797,187	15,331
1985-86	41	689,905	16,286	8	140,040	17,505	49	829,945	16,938
1986-87	41	681,707	16,627	10	174,842	17,484	51	856,549	16,795
1987-88	41	714,477	17,426	14	245,070	17,505	55	959,547	17,446
1988-89	41	717,349	17,496	8	140,040	17,505	49	857,389	17,498
1989-90	41	712,498	17,378	5	87,525	17,505	46	800,023	17,392
1990-91	41	697,185	17,005	11	192,555	17,505	52	889,740	17,110
1991-92	41	699,240	17,055	1	16,690	16,690	42	715,930	17,046
1992-93	41	633,655	15,455	2	35,010	17,505	43	668,665	15,550
1993-94	41	545,915	13,315	-	-	-	41	545,915	13,315
1994-95	41	591,125	14,418	5	87,525	17,505	46	678,650	14,753
1995-96	41	649,634	15,845	2	35,010	17,505	43	684,644	15,922
1996-97	41	697,132	17,003	4	70,020	17,505	45	767,152	17,048
1997-98	41	691,994	16,878	6	105,030	17,505	47	797,024	16,958
1998-99	25	430,007	17,200	4	70,020	17,505	29	500,027	17,242
1999-00	41	771,410	18,815	13	246,961	18,997	54	1,018,371	18,859
2000-01	41	776,336	18,935	8	151,976	18,997	49	928,312	18,845
2001-02	41	778,877	18,997	10	189,970	18,997	51	968,847	18,997
2002-03	41	777,888	18,973	6	113,982	18,997	47	891,870	18,976
2003-04	41	777,757	18,970	11	208,967	18,997	52	986,724	18,975
2004-05	41	770,494	18,793	-	-	-	41	770,494	18,793
2005-06	41	774,189	18,883	3	56,991	18,997	44	831,180	18,890
2006-07	41	778,415	18,986	2	37,994	18,997	43	816,409	18,986
2007-08	41	778,877	18,997	11	208,967	18,997	52	987,844	18,997
2008-09	41	778,877	18,997	12	227,964	18,997	53	1,006,841	18,997
2009-10	41	778,877	18,997	12	227,964	18,997	53	1,006,841	18,997
2010-11	41	778,877	18,997	5	94,985	18,997	46	873,862	18,997
2011-12	33	626,901	18,997	6	113,982	18,997	39	740,883	18,997
2012-13	41	778,877	18,997	2	37,994	18,997	43	816,871	18,997
2013-14	41	771,974	18,829	-	-	-	41	771,974	18,829
2014-15	41	768,244	18,738	-	-	-	41	768,244	18,738
2015-16	41	778,877	18,997	-	-	-	41	778,877	18,997
2016-17	41	776,917	18,949	-	-	-	41	776,917	18,949
2017-18	41	776,328	18,935	-	-	-	41	776,328	18,935
2018-19	41	778,877	18,997	-	-	-	41	778,877	18,997
TOTALS	2,355	36,804,774	15,628	327	5,543,323	16,952	2,682	42,348,959	15,790



ALL-TIME OVERTIME RECORD (LOS ANGELES ONLY)

1960-61 (1-1)

W	Nov. 25	@	Detroit	141-128	
L	Mar. 7	@	St. Louis	136-137	(2 OT)

1961-62 (7-0)

W	Dec. 6	vs.	Syracuse	123-121	
W	Dec. 8	@	Philadelphia	151-147	(3 OT)
W	Dec. 13	vs.	St. Louis	137-136	
W	Jan. 21	@	Chicago	112-111	
W	Jan. 31	@	Detroit	123-122	
W	Feb. 5	@	Cincinnati	134-128	
W	Feb. 23	@	Chicago	124-117	

1962-63 (3-2)

L	Nov. 11	vs.	Chicago	105-109	
W	Dec. 8	@	Cincinnati	131-128	
W	Jan. 6	@	Cincinnati	120-119	
L	Feb. 16	vs.	San Francisco	118-122	(2 OT)
W	Mar. 16	vs.	San Francisco	111-105	

1963-64 (1-2)

W	Jan. 4	vs.	Boston	125-118	
L	Feb. 12	vs.	Boston	97-104	
L	Feb. 29	@	St. Louis	114-115	

1964-65 (4-0)

W	Nov. 12	@	New York	132-123	
W	Dec. 16	@	Detroit	126-120	
W	Jan. 29	vs.	Cincinnati	137-133	(2 OT)
W	Mar. 11	vs.	Baltimore	121-116	

1965-66 (1-1)

W	Feb. 9	@	Baltimore	123-116	
L	Mar. 8	@	New York	132-133	

1966-67 (2-3)

L	Nov. 10	vs.	Detroit	132-133	
W	Dec. 7	vs.	St. Louis	130-128	
L	Jan. 18	vs.	St. Louis	121-123	
L	Jan. 22	@	Boston	120-121	
W	Feb. 25	@	St. Louis	134-133	

1967-68 (3-2)

W	Dec. 5	@	Philadelphia	128-122	
L	Jan. 6	@	Baltimore	127-130	
W	Feb. 13	@	Baltimore	119-116	
L	Feb. 17	vs.	Philadelphia	134-135	(2 OT)
W	Mar. 9	@	San Francisco	137-132	

1968-69 (5-2)

W	Nov. 5	@	Chicago	112-109	
W	Feb. 1	@	San Francisco	106-101	
W	Dec. 30	@	San Diego	131-126	
L	Feb. 2	vs.	San Francisco	117-122	(3 OT)
W	Feb. 25	vs.	Seattle	114-111	
W	Mar. 7	vs.	Boston	105-99	
L	Mar. 19	@	Cincinnati	128-136	

1969-70 (2-3)

W	Oct. 21	@	Baltimore	142-137	
L	Nov. 30	vs.	Chicago	114-116	
L	Jan. 10	@	Chicago	112-116	
W	Jan. 24	@	Seattle	122-121	
L	Feb. 7	@	Phoenix	117-121	

1970-71 (0-3)

L	Oct. 17	@	Baltimore	116-118	
L	Dec. 15	@	Buffalo	111-113	
L	Jan. 2	@	San Diego	108-109	

1971-72 (2-1)

W	Dec. 10	vs.	Phoenix	126-117	
L	Feb. 22	vs.	Detroit	134-135	
W	Feb. 27	vs.	Chicago	123-118	

1972-73 (1-2)

L	Dec. 1	vs.	Atlanta	109-114	
W	Dec. 12	@	Chicago	106-105	
L	Feb. 7	@	Boston	112-113	

1973-74 (0-3)

L	Dec. 11	@	Cleveland	100-101	
L	Jan. 22	vs.	Cleveland	110-111	
L	Feb. 5	@	Houston	112-116	

1974-75 (4-1)

W	Dec. 1	vs.	Phoenix	111-105	
W	Jan. 5	vs.	Washington	112-109	
W	Feb. 5	@	Philadelphia	113-110	(2 OT)
L	Feb. 26	vs.	Portland	116-117	(2 OT)
W	Mar. 21	vs.	Seattle	112-109	

1975-76 (1-0)

W	Nov. 2	vs.	Atlanta	116-113	
---	--------	-----	---------	---------	--

1976-77 (3-2)

L	Oct. 26	vs.	Kansas City	115-117	
L	Nov. 9	@	Buffalo	116-121	
W	Dec. 18	@	Portland	115-111	
W	Jan. 11	@	Cleveland	101-99	
W	Apr. 3	vs.	Detroit	115-107	

1977-78 (2-3)

L	Nov. 15	vs.	Cleveland	95-102	
W	Dec. 11	vs.	Buffalo	124-119	
L	Feb. 1	@	Boston	100-103	
W	Feb. 3	@	New Jersey	105-99	
L	Feb. 22	@	Kansas City	122-127	

1978-79 (1-3)

L	Jan. 6	@	Houston	112-115	
L	Jan. 19	vs.	Houston	121-122	
W	Feb. 6	vs.	San Antonio	119-111	
L	Apr. 4	@	Kansas City	111-115	

1979-80 (3-2)

W	Nov. 9	vs.	Denver	126-122	
W	Nov. 16	@	Denver	135-128	
L	Jan. 29	@	Cleveland	152-154	(4 OT)
W	Feb. 8	@	New Jersey	125-120	
L	Feb. 29	vs.	Milwaukee	117-126	

1980-81 (2-2)

W	Oct. 15	@	Kansas City	112-107	
W	Nov. 29	@	Denver	124-123	(2 OT)
L	Mar. 28	@	Utah	110-112	
L	Mar. 29	vs.	Denver	146-148	

1981-82 (2-2)

L	Oct. 30	vs.	Houston	112-113	(2 OT)
W	Nov. 15	vs.	Indiana	124-123	(2 OT)
W	Feb. 26	vs.	Philadelphia	116-114	(2 OT)
L	Mar. 4	@	New York	119-129	

1982-83 (1-1)

W	Nov. 3	@	Denver	135-134	
L	Jan. 5	@	Philadelphia	120-122	(2 OT)

1983-84 (2-1)

L	Nov. 22	vs.	Utah	126-130	
W	Jan. 10	@	Houston	136-132	
W	Mar. 9	@	Dallas	121-120	(2 OT)

1984-85 (1-2)

L	Dec. 11	@	Seattle	122-124	
L	Mar. 26	@	Portland	113-116	
W	Apr. 7	vs.	Portland	135-133	

ALL-TIME OVERTIME RECORD (LOS ANGELES ONLY)

1985-86 (4-0)

W	Oct. 26	@	San Antonio	121-116	(2 OT)
W	Dec. 4	@	Utah	131-127	
W	Feb. 23	@	Philadelphia	117-111	
W	Mar. 8	vs.	Sacramento	122-121	(2 OT)

1986-87 (2-0)

W	Dec. 23	@	Sacramento	127-117	
W	Feb. 22	@	Philadelphia	112-110	

1987-88 (2-3)

L	Nov. 22	vs.	Milwaukee	116-124	
W	Dec. 1	@	Sacramento	125-120	
L	Dec. 9	@	Washington	112-120	
L	Jan. 13	@	LA Clippers	109-110	
W	Feb. 19	@	Atlanta	126-119	

1988-89 (2-2)

W	Nov. 15	@	Denver	148-146	(2 OT)
W	Dec. 4	vs.	Washington	119-112	
L	Dec. 14	@	New Jersey	113-119	
L	Apr. 1	@	Denver	108-114	

1989-90 (3-3)

L	Dec. 1	vs.	Detroit	97-108	
W	Dec. 20	@	Minnesota	106-97	
L	Jan. 9	@	Phoenix	118-121	
W	Feb. 6	@	Portland	121-119	
L	Feb. 14	vs.	Portland	128-132	(2 OT)
W	Feb. 20	@	San Antonio	115-114	

1990-91 (3-3)

L	Nov. 6	vs.	Portland	123-125	
W	Nov. 15	@	Houston	108-103	
L	Dec. 12	vs.	Dallas	97-112	
W	Jan. 25	@	New Jersey	108-103	
W	Feb. 24	@	Detroit	102-96	
L	Mar. 29	vs.	Portland	105-109	

1991-92 (2-3)

L	Nov. 1	@	Houston	121-126	(2 OT)
W	Nov. 2	@	Dallas	114-113	
L	Nov. 5	vs.	LA Clippers	109-114	
L	Mar. 13	@	Cleveland	107-109	
W	Apr. 19	vs.	LA Clippers	109-108	

1992-93 (5-1)

W	Nov. 6	@	LA Clippers	114-112	
W	Nov. 20	vs.	Chicago	120-118	
W	Jan. 24	@	Washington	112-110	
W	Mar. 5	vs.	Philadelphia	101-97	
W	Feb. 8	vs.	Dallas	108-100	
L	Apr. 8	@	Golden State	116-122	

1993-94 (2-0)

W	Nov. 16	vs.	LA Clippers	116-114	(2 OT)
W	Apr. 6	vs.	Sacramento	128-123	

1994-95 (5-2)

L	Nov. 11	vs.	Denver	117-124	
W	Nov. 29	@	New Jersey	129-120	(2 OT)
L	Jan. 21	@	Philadelphia	113-117	
W	Jan. 25	vs.	New Jersey	120-116	
W	Jan. 28	@	Seattle	128-121	
W	Feb. 24	vs.	Charlotte	95-93	
W	Mar. 3	vs.	Sacramento	109-104	(2 OT)

1995-96 (0-0)

No Overtime Games

1996-97 (4-3)

W	Nov. 12	@	Houston	126-115	(2 OT)
W	Dec. 13	vs.	Portland	120-119	
L	Dec. 17	@	Chicago	123-129	
L	Jan. 18	vs.	Detroit	97-100	(2 OT)
L	Feb. 23	vs.	New York	121-127	(2 OT)
W	Mar. 16	vs.	Toronto	98-90	
W	Mar. 27	@	Vancouver	102-98	

1997-98 (4-1)

W	Nov. 13	@	San Antonio	109-100	
W	Nov. 14	@	Houston	113-103	(2 OT)
W	Dec. 26	vs.	LA Clippers	118-114	
L	Feb. 13	vs.	Seattle	108-113	
W	Apr. 5	@	Detroit	105-103	

1998-99 (1-1)

L	Feb. 22	@	Denver	113-117	
W	Apr. 20	@	Golden State	106-102	

1999-00 (2-2)

L	Jan. 24	@	Utah	101-105	(2 OT)
W	Feb. 18	@	Orlando	107-99	
W	Apr. 10	vs.	Seattle	106-103	
L	Apr. 19	@	San Antonio	98-103	

2000-01 (6-3)

W	Nov. 16	@	Sacramento	112-110	
L	Dec. 6	@	Golden State	122-125	
W	Dec. 17	@	Toronto	104-101	
W	Dec. 30	@	LA Clippers	116-114	
W	Jan. 15	vs.	Vancouver	113-112	
W	Feb. 13	@	New Jersey	113-110	
L	Mar. 9	vs.	San Antonio	89-93	
L	Mar. 11	vs.	Seattle	97-109	
W	Mar. 15	@	Washington	125-119	

2001-02 (1-2)

W	Nov. 15	@	Houston	98-97	
L	Jan. 12	@	Chicago	104-106	
L	Apr. 14	@	Portland	120-128	(2 OT)

2002-03 (6-3)

W	Nov. 3	vs.	Portland	98-95	
L	Nov. 7	@	Boston	95-98	
W	Nov. 15	vs.	Golden State	96-89	
W	Nov. 29	@	Memphis	112-106	
L	Dec. 20	@	Philadelphia	104-107	
W	Dec. 22	@	Toronto	109-107	
L	Jan. 17	@	Houston	104-108	
W	Feb. 18	vs.	Houston	106-99	(2 OT)
W	Apr. 6	vs.	Phoenix	115-113	

2003-04 (5-0)

W	Nov. 6	@	San Antonio	120-117	(2 OT)
W	Feb. 4	@	Cleveland	111-106	
W	Mar. 15	vs.	Orlando	113-110	
W	Mar. 21	vs.	Milwaukee	104-103	
W	Apr. 14	@	Portland	105-104	(2 OT)

2004-05 (1-3)

L	Dec. 17	vs.	Washington	116-120	
L	Dec. 25	vs.	Miami	102-104	
W	Feb. 9	@	New Jersey	104-103	
L	Feb. 28	@	New York	115-117	

2005-06 (3-4)

W	Nov. 2	@	Denver	99-97	
L	Nov. 27	vs.	New Jersey	96-102	
W	Dec. 1	@	Utah	105-101	
L	Dec. 28	vs.	Memphis	99-100	
L	Jan. 19	@	Sacramento	109-118	
W	Jan. 27	vs.	Golden State	106-105	
L	Apr. 6	@	Denver	108-110	



ALL-TIME OVERTIME RECORD (LOS ANGELES ONLY)

2006-07 (4-6)

W	Dec. 15	vs.	Houston	112-101	(2 OT)
L	Dec. 17	vs.	Washington	141-147	
L	Dec. 29	@	Charlotte	124-133	(3 OT)
W	Jan. 4	@	Sacramento	132-128	
W	Jan. 15	vs.	Miami	124-118	
L	Jan. 26	vs.	Charlotte	97-106	
L	Jan. 28	vs.	San Antonio	94-96	
L	Mar. 6	@	Minnesota	107-117	(2 OT)
W	Mar. 16	vs.	Portland	116-111	
L	Mar. 30	vs.	Houston	104-107	

2007-08 (4-0)

W	Jan. 14	@	Seattle	123-121	
W	Mar. 2	vs.	Dallas	108-104	
W	Mar. 24	@	Golden State	123-119	
W	Mar. 30	vs.	Washington	126-120	

2008-09 (2-1)

L	Jan. 27	vs.	Charlotte	110-117	(2 OT)
W	Feb. 5	@	Boston	110-109	
W	Feb. 20	vs.	New Orleans	115-111	

2009-10 (4-1)

W	Nov. 3	@	Oklahoma City	101-98	
W	Nov. 4	@	Houston	103-102	
W	Dec. 16	@	Milwaukee	107-106	
W	Dec. 26	@	Sacramento	112-103	(2OT)
L	Mar. 4	@	Miami	111-114	

2010-11 (4-0)

W	Feb. 1	vs.	Houston	114-106	
W	Feb. 23	@	Portland	106-101	
W	Mar. 22	vs.	Phoenix	139-137	(3OT)
W	Apr. 13	@	Sacramento	116-108	

2011-12 (6-1)

W	Jan. 11	@	Utah	90-87	
W	Feb. 9	@	Boston	88-87	
L	Mar. 6	@	Detroit	85-88	
W	Mar. 13	@	Memphis	116-111	(2OT)
W	Mar. 14	@	New Orleans	107-101	
W	Apr. 15	vs.	Dallas	112-108	
W	Apr. 22	vs.	Oklahoma City	114-106	(2OT)

2012-13 (3-0)

W	Dec. 22	@	Golden State	118-115	
W	Mar. 8	vs.	Toronto	118-116	
W	Apr. 17	vs.	Houston	99-95	

2013-14 (0-1)

L	Jan. 20	@	Chicago	100-102	
---	---------	---	---------	---------	--

2014-15 (6-3)

L	Nov. 23	vs.	Denver	94-101	
W	Nov. 30	vs.	Toronto	129-122	
W	Dec. 12	@	San Antonio	112-110	
W	Jan. 29	vs.	Chicago	123-118	(2 OT)
L	Feb. 4	@	Milwaukee	105-113	
L	Feb. 6	@	Orlando	97-103	
W	Feb. 22	vs.	Boston	118-111	
W	Mar. 25	@	Minnesota	101-99	
W	Mar. 30	@	Philadelphia	113-111	

2015-16 (1-1)

L	Dec. 9	@	Minnesota	122-123	
W	Mar. 30	vs.	Miami	102-100	

2016-17 (1-0)

W	Mar. 24	vs.	Minnesota	130-119	
---	---------	-----	-----------	---------	--

2017-18 (3-5)

W	Oct. 25	vs.	Washington	102-99	
L	Nov. 29	vs.	Golden State	123-127	
L	Dec. 12	@	New York	109-113	
L	Dec. 18	vs.	Golden State	114-116	
L	Dec. 31	@	Houston	142-148	(2OT)
W	Jan. 13	@	Dallas	107-101	
L	Mar. 30	vs.	Milwaukee	122-124	
W	Apr. 4	vs.	San Antonio	122-112	

2018-19 (2-2)

L	Oct. 22	vs.	San Antonio	142-143	
W	Jan. 17	@	Oklahoma City	138-128	
L	Jan. 19	@	Houston	134-138	
W	Jan. 31	@	LA Clippers	123-120	

ALL-TIME OVERTIME RECORDS (LOS ANGELES ERA ONLY)

Most OT Games (Season)	10	2006-07	Most OT Periods	4	@ Cleveland, 1/29/80
Fewest OT Games (Season)	0	1995-96	Double-Overtime Record	22-15	.595
Most OT Wins (Season)	7	1961-62	Triple-Overtime Record	2-2	.500
Best OT Record (Season)	7-0	1961-62	Quadruple-Overtime Record	0-1	.000
Most OT Losses (Season)	6	2006-07	Overall OT Record	157-103	.604
Consecutive OT Games	3	1991-92	Home OT Record	64-46	.582
Consecutive OT Wins	7	2011-12 - 2012-13	Road OT Record	93-57	.620
	7	2002-03 - 2003-04			
	7	1984-85 - 1986-87			
	7	1961-62			
Consecutive OT Losses	4	2017-18			
	4	1969-70 - 1970-71			
	4	1972-73 - 1973-74			

LAKERS OFFENSIVE STATISTICS (SEASON-BY-SEASON)

MINNEAPOLIS

YEAR	GP	FGM	FGA	PCT	FTM	FTA	PCT	REB	AST	PF	PTS	AVG
1948-49	60	1885	5146	.366	1272	1759	.723	-	1134	1386	5042	84.0
1949-50	68	2139	5832	.367	1439	1943	.741	-	1406	1672	5717	84.1
1950-51	68	2084	5590	.373	1464	1989	.736	3409	1408	1801	5632	82.8
1951-52	66	2106	5833	.361	1436	1921	.748	3543	1389	1763	5648	85.6
1952-53	70	2166	5559	.390	1641	2221	.739	3406	1351	1917	5973	85.3
1953-54	72	2184	5803	.376	1512	2067	.731	3752	1323	1918	5880	81.7
1954-55	72	2506	6465	.388	1873	2517	.744	3865	1468	1935	6885	95.6
1955-56	72	2541	6543	.388	2066	2627	.786	4133	1689	1978	7148	99.3
1956-57	72	2584	6925	.373	2195	2899	.757	4581	1195	1887	7363	102.3
1957-58	72	2660	7192	.370	2246	3007	.747	5189	1322	1982	7566	105.1
1958-59	72	2779	7084	.392	2071	2718	.762	5149	1373	1874	7629	106.0
1959-60	75	3040	7883	.386	1965	2691	.730	5432	1444	1813	8045	107.3

LOS ANGELES

YEAR	GP	FGM	FGA	PCT	FTM	FTA	PCT	REB	AST	PF	PTS	AVG
1960-61	79	3401	8430	.403	2204	2999	.735	5816	1872	2043	9006	114.0
1961-62	80	3552	8315	.427	2378	3240	.734	5600	1878	2057	9482	118.5
1962-63	80	3506	7948	.441	2230	2931	.761	5282	1739	1775	9242	115.5
1963-64	80	3272	7438	.440	2230	2910	.766	5025	1676	1997	8774	109.7
1964-65	80	336	7628	.437	2276	2984	.763	5231	1601	1998	8948	111.9
1965-66	80	3597	8109	.444	2363	3057	.773	5334	1936	2035	9557	119.5
1966-67	81	3786	8466	.447	2191	2917	.751	5415	1906	2168	9764	120.5
1967-68	82	3827	8031	.477	2283	3143	.726	5225	1983	2152	9937	121.1
1968-69	82	3574	7620	.469	2056	3161	.650	4749	2068	1773	9204	112.2
1969-70	82	3668	7952	.461	1991	2641	.754	4154	2030	1896	9327	113.7
1970-71	82	3739	7857	.476	1933	2717	.711	4269	2205	1709	9411	114.8
1971-72	82	3920	7998	.490	2080	2833	.734	4628	2232	1636	9920	121.0
1972-73	82	3740	7819	.478	1679	2264	.742	4562	2302	1636	9159	111.7

YEAR	FGM	FGA	PCT	FTM	FTA	PCT	OR	DR	REB	AST	PF	STL	TO	BS	PTS	AVG
1973-74	3536	7803	.453	1879	2443	.769	1365	2970	4335	2179	2032	794	1913	653	8951	109.2
1974-75	3409	7577	.450	1641	2182	.752	1312	2763	4075	2091	2079	755	1785	423	8459	103.2
1975-76	3547	7622	.465	1670	2164	.772	1132	2870	4002	1939	2025	674	1612	528	8764	106.9
1976-77	3663	7657	.478	1473	1941	.740	1177	2628	3805	2057	1867	801	1538	445	8763	106.9
1977-78	3734	7672	.487	1576	2095	.752	1136	2647	3783	2229	1964	802	1548	409	9044	110.3
1978-79	3827	7397	.517	1606	2088	.769	949	2557	3506	2338	1851	793	1569	500	9260	112.9

YEAR	FGM	FGA	PCT	FTM	FTA	PCT	3PM	3PA	PCT	OR	DR	REB	AST	PF	STL	TO	BS	PTS	AVG
1979-80	3898	7368	.529	1622	2092	.775	20	100	.200	1085	2653	3738	2413	1784	774	1639	546	9437	115.1
1980-81	3780	7382	.512	1540	2113	.729	17	94	.181	1165	2491	3656	2363	1955	808	1557	551	9117	111.2
1981-82	3919	7585	.517	1549	2161	.717	13	94	.138	1258	2505	3763	2356	1999	848	1468	517	9400	114.6
1982-83	3964	7512	.528	1495	2031	.736	10	96	.104	1235	2433	3668	2519	1931	844	1584	479	9433	115.0
1983-84	3854	7250	.532	1712	2272	.754	58	206	.281	1095	2499	3594	2454	2054	726	1578	478	9478	115.6
1984-85	3952	7254	.545	1702	2232	.763	90	295	.305	1063	2550	3613	2575	1931	695	1537	481	9696	118.2
1985-86	3834	7343	.522	1812	2329	.778	138	409	.337	1101	2555	3656	2433	2031	683	1467	419	9618	117.3
1986-87	3740	7245	.516	2012	2550	.789	164	447	.367	1127	2515	3642	2428	1853	728	1358	482	9656	117.8
1987-88	3576	7078	.505	1956	2480	.789	142	478	.297	1073	2491	3564	2347	1715	672	1318	404	9250	112.8
1988-89	3584	7143	.502	2011	2508	.802	227	667	.340	1094	2612	3706	2282	1672	724	1344	421	9406	114.7
1989-90	3434	7010	.490	1902	2417	.787	309	841	.367	1097	2460	3562	2238	1741	655	1226	445	9079	110.7
1990-91	3343	6911	.484	1805	2261	.798	226	744	.304	1078	2440	3518	2091	1524	642	1203	384	8717	106.3
1991-92	3183	6977	.456	1744	2278	.766	119	445	.267	1156	2196	3352	1803	1543	756	1089	400	8229	100.4
1992-93	3309	6994	.473	1741	2304	.756	187	626	.299	1103	2288	3391	2013	1778	782	1266	431	8546	104.2
1993-94	3291	7316	.450	1410	1967	.717	241	803	.300	1260	2204	3464	1983	1877	751	1197	461	8233	100.4
1994-95	3284	7088	.463	1523	2072	.735	525	1492	.352	1126	2316	3442	1798	1933	750	1243	563	8616	105.1
1995-96	3216	6706	.480	1529	2049	.746	477	1359	.351	995	2303	3298	2080	1702	722	1163	516	8438	102.9
1996-97	3018	6642	.454	1613	2330	.692	551	1500	.367	1092	2414	3506	1845	1818	740	1222	575	8200	100.0
1997-98	3146	6536	.481	1683	2743	.679	497	1415	.351	1079	2471	3550	2009	1859	734	1256	556	8652	105.5
1998-99	1841	3935	.468	1027	1503	.683	241	685	.352	619	1482	2011	1095	1231	389	754	287	4950	99.0
1999-00	3137	6836	.459	1649	2368	.696	344	1047	.329	1117	2738	3855	1921	1841	613	1143	534	8267	100.8
2000-01	3209	6685	.465	1594	2333	.683	439	1275	.344	1085	2583	3668	1888	1872	564	1184	490	8251	100.6
2001-02	3150	6840	.461	1494	2138	.699	510	1439	.354	1022	2607	3629	1882	1832	625	1040	478	8304	101.3
2002-03	3091	6856	.451	1562	2129	.734	486	1367	.356	1078	2554	3632	1909	1874	639	1192	470	8230	100.4
2003-04	3028	6676	.454	1631	2352	.693	365	1115	.327	1001	2535	3636	1948	1732	682	1132	379	8052	98.2
2004-05	2895	6629	.437	1661	2137	.777	644	1813	.355	1028	2511	3539	1672	1794	508	1176	344	8095	98.7
2005-06	2992	6607	.453	1618	2172	.745	552	1583	.349	970	2488	3458	1734	1894	628	1143	350	8154	99.4
2006-07	3103	6664	.466	1660	2221	.747	608	1724	.353	886	2495	3381	1850	1889	600	1273	421	8474	103.3
2007-08	3248	6818	.476	1746	2270	.769	662	1751	.378	898	2722	3620	2003	1691	654	1156	438	8904	108.6
2008-09	3307	6981	.474	1607	2087	.770	547	1516	.361	1015	2587	3602	1908	1698	718	1103	420	8768	106.9
2009-10	3144	6875	.457	1519	1985	.765	532	1562	.341	973	2662	3635	1730	1592	612	1096	400	8339	101.7
2010-11	3128	6757	.463	1541	1979	.779	524	1487	.352	989	2616	3605	1801	1555	602	1073	422	8321	101.5
2011-12	2429	5319	.457	1202	1589	.756	362	1112	.326	799	2251	3050	1485	1109	390	997	351	6422	97.3
2012-13	3041	6640	.458	1584	2289	.692	715	2015	.355	942	2732	3674	1818	1467	576	1232	429	8381	102.2
2013-14	3139	6980	.450	1390	1835	.757	774	2032	.381	745	2620	3365	2060	1627	611	1239	446	8442	103.0
2014-15	3054	7020	.435	1433	1935	.741	532	1546	.344	952	2647	3599	1715	1741	578	1086	366	8073	98.5
2015-16	2880	6956	.414	1583	2028	.781	639	2016	.317	878	2645	3523	1478	1662	593	1124	337	7982	97.3
2016-17	3224	7164	.450	1397	1853	.754	730	2110	.346	933	2636	3569	1716	1698	674	1243	320	8575	104.6
2017-18	3328	7448	.461	1364	1910	.714	822	2384	.345	876	2927	3803	1949	1736	633	1295	388	8862	108.1
2018-19	3491	7425	.470	1336	1910	.699	847	2541	.333	835	2985	3820	2096	1701	618	1284	440	9165	111.8



LAKERS DEFENSIVE STATISTICS (SEASON-BY-SEASON)

MINNEAPOLIS

YEAR	GP	FGM	FGA	PCT	FTM	FTA	PCT	REB	AST	PF	PTS	AVG	DIFF
1948-49	60											76.7	+7.3
1949-50	68											75.7	+8.4
1950-51	68											77.4	+4.4
1951-52	66											79.5	+6.1
1952-53	70											79.2	+6.1
1953-54	72											78.3	+3.4
1954-55	72											94.5	+1.1
1955-56	72											100.2	-0.9
1956-57	72											103.1	-0.8
1957-58	72											111.5	-6.4
1958-59	72											107.3	-1.3
1959-60	75											111.4	-4.1

(STATISTICS NOT RECORDED BY NBA)

LOS ANGELES

YEAR	GP	FGM	FGA	PCT	FTM	FTA	PCT	REB	AST	PF	PTS	AVG	DIFF
1960-61	79											114.1	-0.1
1961-62	80											120.0	-1.5
1962-63	80											112.4	+3.1
1963-64	80											108.7	+1.0
1964-65	80											109.9	+2.0
1965-66	80											116.4	+1.2
1966-67	81											120.2	+0.3
1967-68	82											115.6	+5.6
1968-69	82											108.1	+4.1
1969-70	82											111.8	+1.9
1970-71	82	3976	8511	.446	1567	2107	.744	4552	2076	1951	9159	111.7	+3.1
1971-72	82	3699	8553	.432	1515	1972	.768	4290	1994	1997	8913	108.7	+12.3
1972-73	82	3646	8409	.434	1167	1583	.737	4101	1963	1941	8459	103.3	+8.5

(STATISTICS NOT RECORDED BY NBA)

YEAR	FGM	FGA	PCT	FTM	FTA	PCT	OR	DR	REB	AST	STL	TO	BS	PTS	AVG	DIFF
1973-74	3667	8364	.438	1546	2044	.756	1525	2786	4311	2061	797	1719	430	8880	108.3	+0.9
1974-75	3595	7914	.454	1603	2117	.757	1422	2807	4229	2239	822	1606	442	8793	107.2	-4.0
1975-76	3515	7781	.450	1573	2148	.732	1384	2837	4221	2032	775	1564	363	8757	106.8	-0.1
1976-77	3648	7880	.452	1510	1990	.759	1348	2625	3973	1900	763	1599	362	8540	104.1	+2.8
1977-78	3797	7848	.463	1529	2050	.746	1365	2599	3964	2073	756	1570	379	8825	107.6	+2.7
1978-79	3727	7921	.484	1415	1931	.733	1288	2486	3774	2234	737	1542	359	9009	109.9	+5.0

YEAR	FGM	FGA	PCT	FTM	FTA	PCT	3PM	3PA	PCT	OR	DR	REB	AST	STL	TO	BS	PTS	AVG	DIFF
1979-80	3723	7921	.470	1430	1884	.759	78	274	.285	1312	2242	3554	2324	797	1420	382	8954	109.2	+5.9
1980-81	3581	7701	.465	1598	2158	.741	42	184	.228	1378	2274	3652	2280	754	1473	357	8802	107.3	+3.9
1981-82	3745	7679	.488	1433	2008	.714	78	213	.366	1275	2255	3530	2319	718	1483	435	9001	109.8	+4.9
1982-83	3734	7617	.490	1455	2008	.725	55	212	.259	1294	2164	3460	2389	766	1562	380	8978	109.5	+5.5
1983-84	3672	7600	.483	1763	2346	.751	63	223	.282	1253	2154	3407	2261	797	1443	376	9170	111.8	+3.8
1984-85	3665	7639	.480	1679	2244	.748	84	297	.283	1248	2078	3326	2313	756	1365	370	9093	110.9	+7.4
1985-86	3577	7450	.480	1778	2369	.751	51	247	.206	1104	2226	3330	2235	792	1330	359	8983	109.5	+7.7
1986-87	3520	7531	.467	1731	2265	.764	122	431	.283	1280	2174	3454	2322	721	1370	404	8893	108.5	+9.3
1987-88	3551	7467	.476	1538	2020	.761	131	439	.298	1175	2249	3424	2200	732	1246	390	8771	107.0	+5.8
1988-89	3541	7540	.470	1542	2051	.752	194	587	.330	1178	2222	3400	2157	752	1263	432	8818	107.5	+7.2
1989-90	3381	7247	.467	1586	2111	.751	175	519	.337	1131	2243	3385	2154	669	1200	426	8523	103.9	+6.8
1990-91	3354	7262	.462	1278	1700	.752	178	573	.311	1131	2187	3318	1998	668	1175	334	8164	99.6	+6.7
1991-92	3408	7095	.480	1329	1744	.762	174	596	.292	1234	2384	3618	2173	594	1256	389	8319	101.5	-1.1
1992-93	3438	7116	.483	1529	2050	.746	245	726	.337	1158	2411	3569	2130	686	1334	384	8650	105.5	-1.3
1993-94	3337	7008	.476	1683	2346	.717	228	723	.315	1284	2533	3817	2163	664	1344	427	8585	105.7	-6.3
1994-95	3299	7050	.468	1580	2233	.708	456	1294	.352	1283	2474	3757	2203	644	1390	489	8634	105.3	-0.2
1995-96	3118	6806	.458	1395	1891	.738	442	1203	.367	1146	2316	3462	2006	588	1334	483	8073	98.5	+4.4
1996-97	2922	6619	.441	1527	2126	.718	479	1379	.347	1110	2368	3478	1880	620	1341	388	7850	95.7	+4.3
1997-98	2984	6800	.439	1669	2281	.732	380	1071	.355	1123	2339	3462	1841	660	1281	423	8017	97.8	+7.7
1998-99	1759	3992	.441	1064	1501	.709	217	652	.332	628	1403	2031	1062	408	716	196	4799	96.0	+3.0
1999-00	2838	6824	.416	1518	2045	.742	372	1142	.326	1007	2531	3538	1597	627	1196	345	7566	92.3	+8.5
2000-01	2983	6815	.438	1595	2114	.754	413	1168	.354	981	2407	3388	1659	619	1073	324	7974	97.2	+3.4
2001-02	2872	6777	.424	1577	2072	.761	399	1259	.317	1016	2526	3542	1643	587	1148	354	7720	94.1	+7.1
2002-03	2976	6725	.443	1622	2133	.760	465	1223	.380	957	2495	3452	1753	644	1190	311	8039	98.0	+2.4
2003-04	2920	6640	.440	1472	1964	.749	420	1247	.337	922	2558	3480	1708	616	1254	308	7732	94.3	+3.9
2004-05	3141	6928	.453	1507	1931	.780	549	1522	.361	1023	2453	3476	2001	627	965	420	8338	101.7	-3.0
2005-06	2945	6547	.450	1585	2123	.747	474	1342	.353	893	2399	3292	1730	536	1158	354	7949	96.9	+2.5
2006-07	3097	6719	.461	1763	2320	.760	523	1462	.358	955	2508	3463	1798	649	1208	409	8480	103.4	-0.1
2007-08	3127	7022	.445	1501	1995	.752	554	1531	.362	988	2521	3509	1793	634	1168	368	8309	101.3	+7.3
2008-09	3050	6825	.447	1454	1931	.753	586	1700	.345	959	2440	3399	1854	635	1275	392	8140	99.3	+7.6
2009-10	3050	6840	.446	1332	1776	.750	520	1585	.328	914	2546	3460	1792	573	1159	363	7952	97.0	+6.1
2010-11	3008	6888	.437	1246	1628	.765	558	1668	.335	1002	2399	3401	1827	585	1116	372	7820	95.4	+6.7
2011-12	2492	5703	.437	901	1215	.742	443	1274	.348	758	1946	2704	1446	556	745	302	6328	95.9	+1.4
2012-13	3253	7180	.453	1167	1594	.732	613	1718	.357	947	2551	3498	1918	696	1061	396	8286	101.0	+1.2
2013-14	3440	7350	.468	1412	1942	.727	666	1843	.361	1068	2950	4018	2112	790	1164	387	8958	109.2	-6.2
2014-15	3180	6817	.466	1577	2118	.745	697	1921	.363	824	2797	3621	1966	611	1068	396	8634	105.3	-6.8
2015-16	3323	7023	.473	1420	1942	.731	700	2016	.347	897	2915	3812	2022	617	1037	458	8766	106.9	-9.6
2016-17	3405	7053	.483	1499	1966	.762	830	2245	.370	843	2801	3644	2110	698	1188	440	9139	111.5	-6.9
2017-18	3366	7374	.456	1402	1843	.761	855	2469	.346	840	2835	3675	1932	682	1170	447	8989	109.6	-1.5
2018-19	3438	7610	.452	1459	1862	.784	971	2784	.349	924	2918	3842	2053	683	1167	421	9306	113.5	-1.7

ALL-TIME NUMERICAL ROSTER

LOS ANGELES ERA

00	5	10	15	21
Calvin Garrett Benoit Benjamin	Dick Barnett Jim McMillian Tom Abernathy Jim Price Eddie Jordan Duane Cooper Robert Horry Ime Udoka Tierre Brown Jordan Farmar Steve Blake Carlos Boozer Jose Calderon Josh Hart Tyson Chandler	Corky Calhoun Norm Nixon Larry Drew Tyronn Lue Lindsey Hunter Vladimir Radmanovic Trey Johnson Steve Nash David Nwaba Tyler Ennis Sviatoslav Mykhailiuk Scott Machado Jemerrio Jones	Mel Gibson Bob Boozer Henry Finkel Willie McCarter Jim Price Ron Williams John Roche Ernie DiGregorio Ron Carter Butch Lee Eddie Jordan Tony Bobbitt Metta World Peace Jabari Brown Thomas Robinson Nigel Hayes Moritz Wagner	Bob Leonard Bobby Smith Jim King Archie Clark Johnny Egan Flynn Robinson Walt Wesley Cliff Meely Mack Calvin Johnny Neumann Michael Cooper Ruben Patterson Kareem Rush Ronny Turiaf Josh Powell Chris Duhon Ed Davis Travis Wear
0		11	16	22
Orlando Woolridge Soumaila Samake Andrew Goudelock Nick Young Kyle Kuzma	6	Frank Selvy Gail Goodrich Jim Cleamons Jim McDaniels Bo Lamar Charlie Scott Bob McAdoo J.R. Reid John Celestand Joe Crispin Karl Malone Devin Green Coby Karl Wesley Johnson Tyler Ennis Brook Lopez Michael Beasley	John Salley Pau Gasol	Elgin Baylor*
1		12	17	23
Earl Jones Wes Matthews Anthony Peeler Maurice Carter Caron Butler William "Smush" Parker Javaris Crittenton Jordan Farmar Joe Smith Darius Morris D'Angelo Russell Kentavious Caldwell-Pope	7	Gene Wiley Fred Crawford Pat Riley Don Chaney Ronnie Lester Vlade Divac Jerome Kersey Derek Harper Mike Penberthy Jannero Pargo Shannon Brown Dwight Howard Kendall Marshall Vander Blue Channing Frye	Rick Fox Andrew Bynum Jeremy Lin Roy Hibbert Vander Blue Isaac Bonga	Jim Barnes Stu Lantz Lou Hudson Tony Jackson Jerome Henderson Reggie Jordan Cedric Ceballos Mario Bennett Mitch Richmond Von Wafer Lou Williams Gary Payton II LeBron James
2		13	18	24
Kenny Carr Rory Sparrow Anthony Miller Derek Fisher Aaron McKie Elias Harris MarShon Brooks Wayne Ellington Brandon Bass Lonzo Ball	8	Wilt Chamberlain* Dwight Jones	Kurt Rambis Sasha Vujacic	Gary Alcorn Bobby Sims Ron Horn John Wetzel Keith Erickson Kermit Washington Ron Boone Butch Carter Adrian Branch Steve Bucknall George Lynch Lloyd Daniels Fred Roberts Trevor Wilson George McCloud Shea Seals Jim Jackson Kobe Bryant*
3		14	20	25
Elmore Smith Jeff Lamp Jay Vincent Sedale Threatt Devean George Shammond Williams Trevor Ariza Devin Ebanks Shawne Williams Manny Harris Anthony Brown Corey Brewer Isaiah Thomas Josh Hart	9	Ray Felix Hub Reed Darrall Imhoff John Tresvant Leroy Ellis Brad Holland David Rivers Sam Perkins Stanislav Medvedenko Ira Newble Troy Murphy Brandon Ingram	Tom Hawkins Don Nelson Dick Garret Ernie Killum Nate Hawthorne Brian Winters Don Freeman Allen Murphy Cornell Warner Maurice Lucas Milt Wagner Terry Teagle Danny Young Rumeal Robinson Jon Barry Brian Shaw Gary Payton Jumaine Jones Jodie Meeks Dwight Buycks Timofey Mozgov Andre Ingram	Leroy Ellis Gail Goodrich* Ollie Mack Alan Hardy Mitch Kupchak Keith Owens Eddie Jones
4				26
Adrian Dantley Byron Scott Frankie King Ron Harper Luke Walton Antawn Jamison Ryan Kelly Marcelo Huertas Alex Caruso				Dan Schayes
				27
				Jordan Hill



LOS ANGELES ERA

28

DJ Mbenga
Jason Kapono
Tarik Black

30

Cliff Anderson
Bill Hewitt
Fred Hetzel
William Turner
Roger Brown
Cornell Warner
Marv Roberts
Brad Davis
Kevin McKenna
Irving Thomas
Alex Blackwell
George Lynch
Kurt Rambis
Tracy Murray
Julius Randle

31

Mel Counts
John Trapp
Zelmo Beatty
Spencer Haywood
Kurt Rambis
Mark McNamara
Sam Bowie
Jamal Sampson
Chris Mihm
Thomas Bryant
Mike Muscala

32

Jim Krebs
Jerry Grote
Bill Bridges
Cazzie Russell
Earvin Johnson*

33

Rod Hundley
Cotton Nash
John Fairchild
Tom Hawkins
Mike Lynn
Travis Grant
Cazzie Russell
K. Abdul-Jabbar*

34

John Block
Erwin Mueller
Stan Love
Myles Patrick
Clay Johnson
Petur Gudmundsson
Ray Tolbert
Tony Smith
George Lynch
Shaquille O'Neal*

35

Rudy LaRusso
Rick Roberson
Bill Bridges
Don Ford
Joe Cooper
Billy Ray Bates
Larry Spriggs
Tony Brown
Doug Christie
Joe Kleine
Mark Madsen
Reggie Bullock

37

Metta World Peace

40

Bill McGill
Jerry Chambers
Cliff Anderson
Lucius Allen
Dave Robisch
Mike McGee
Antonio Harvey
Travis Knight
Greg Foster
Ivica Zubac

41

C.J. Kupec
Mitch Kupchak
Swen Nater
Elden Campbell
Glen Rice

42

Walt Hazzard
Connie Hawkins
Lucius Allen
James Edwards
James Worthy*

43

Earl Tatum
Chuck Nevitt
Frank Brickowski
Mychal Thompson
Cliff Robinson
Corie Blount
Brian Cook

44

Jerry West*

45

A.C. Green
Sean Rooks
Derrick Caracter

49

Melvin McCants

50

Steve Mix
Theo Ratliff
Robert Sacre

52

Ron Johnson
Bob McNeill
Dennis Hamilton
Jay Carty
Happy Hairston
Jamaal Wilkes*
Mike Smrek
Samaki Walker

53

James Edwards

54

Howard Joliff
Mark Landsberger
Jack Haley
Horace Grant
Kwame Brown

55

Wayne Yates
Billy Thompson
Mike Higgins
Jawann Oldham
Brian Grant

66

Andrew Bogut

73

Dennis Rodman

88

Christian Eyenga

*Includes only
players who have
appeared in the
regular season.*

Nos. as available

MINNEAPOLIS ERA

4

Joe Hutton

10

Herm Schaefer

11

Mike Bloom
Billy Hassett
Lew Hitch
Jim Paxson
Frank Selvy

12

Don Smith
Gene Stump
Ed Beach
Howie Schultz
Jim Holstein
Bobby Watson
Alex "Boo" Ellis

13

Tony Jaros
Jim Holstein
Corky Devlin

14

Earl Gardner
Bud Grant
Paul Walther
Joe Hutton
Larry Foust
Ray Felix

15

Don Carlson
Kevin O'Shea
Joe Hutton
Howie Schultz
Dick Schnittker

16

Johnny Jorgensen
Bob Harrison
Dick Garmaker
Nick Mantis

17

Jim Pollard*
Ron Sobie

18

Ray Ellefson
Arnie Ferrin
Frank Saul
Bob Carney
Don Sunderlage
Chuck Mencil

19

Jack Dwan
Vern Mikkelsen*

20

Ed "Whitey"
Kachan
Normie Glick
Bud Grant
Myer "Whitey"
Skoog
Tom Hawkins

21

Bob Leonard

22

Don Forman
Slater Martin*
Ron Feiereisel
McCoy Ingram
George Brown
Elgin Baylor*

23

Ed Kalafat
Alex "Boo" Ellis

24

Dick Schnittker
Walter Dukes
Bob Smith

27

Art Spoelstra

30

Steve Hamilton
Alex "Boo" Ellis

32

Jim Krebs

33

Bob Williams
Rod Hundley

34

Clyde Lovellette*

35

Rudy LaRusso

44

Chuck Share

50

Bob Burrow
Ed Fleming

70

Ed Flemming
Frank Selvy

89

Clyde Lovellette*

99

George Mikan*

* Retired Number;

*Honored Minneapolis Lakers Hall of Famers

ALL-TIME COLLEGIATE ROSTER

UCLA (21)

Trevor Ariza	2007-09
Kareem Abdul-Jabbar	1975-89
Lucius Allen	1974-77
Lonzo Ball	2017-19
Matt Barnes	2010-12
Keith Erickson	1968-73
Jordan Farmar	2006-10, 13-14
Greg Foster*	2000-01
Gail Goodrich	1965-68, 70-76
Jack Haley	1991-92
Walt Hazzard	1964-67
Brad Holland	1979-81
Jason Kapono	2011-12
Mike Lynn	1969-70
Jelani McCoy	2001-02
Tracy Murray	2002-03
Swen Nater	1983-84
Keith Owens	1991-92
Travis Wear*	2017-18
Jamal Wilkes	1977-85
Trevor Wilson	1993-94

NORTH CAROLINA (16)

Steve Bucknall	1989-90
Reggie Bullock	2018-19
Ed Davis	2014-15
Wayne Ellington	2014-15
Rick Fox	1997-04
Antawn Jamison	2012-13
Mitch Kupchak	1981-86
George Lynch	1993-96
Kendall Marshall	2013-14
Bob McAdoo	1981-85
Sam Perkins	1990-93
J.R. Reid	1998-99
Charlie Scott	1977-78
Travis Wear*	2017-18
Shammond Williams	2006-07
James Worthy	1982-94

MINNESOTA (15)

Jim Brewer	1980-82
Don Carlson	1948-50
Archie Clark	1966-68
Dick Garmaker	1955-59
Bud Grant	1949-51
Lou Hudson	1977-79
Ron Johnson	1960-61
Sam Jacobson	1998-00
Tony Jaros	1948-51
Ed Kalafat	1954-57
Mark Landsberger*	1979-83
Charles Mencil	1955-57
Whitney Skoog	1951-57
Donald Smith	1948-49
Mychal Thompson	1986-91

MICHIGAN (11)

Demetrius Calip	1991-92
Alan Hardy	1980-81
Manny Harris	2013-14
Bob Harrison	1949-53
C.J. Kupec	1975-77
Mike McGee	1981-86
Darius Morris	2011-13
Glen Rice	1998-00
Rumeal Robinson	1996-97
Cazzie Russell	1974-77
Moritz Wagner	2018-19

KANSAS (10)

Tarik Black*	2014-17
Bill Bridges	1972-75
Roger Brown	1972-73
Wilt Chamberlain	1968-73
Xavier Henry	2013-15
Clyde Lovellette	1953-57
Sviatoslav Mykhailiuk	2018-19
Thomas Robinson	2016-17
Dave Robisch	1977-79
Walt Westley	1975-76

KENTUCKY (10)

Sam Bowie	1993-95
Bob Burrow	1957-58
Jodie Meeks	2012-14
Cotton Nash	1970-76
Julius Randle	2014-18
Pat Riley	1970-76
Rajon Rondo	2018-pres.
Irving Thomas*	1990-91
Jack Tingle	1948-49
Bobby Watson	1954-55

MARQUETTE (8)

VanDer Blue	2014-15, 17-18
Dwight Buycks	2014-15
Jim Chones	1979-81
Darius Johnson-Odom	2012-13
Butch Lee	1979-80
Maurice Lucas	1985-86
Tony Smith	1990-95
Earl Tatum	1976-78

NOTRE DAME (8)

Adrian Dantley	1977-79
Billy Hassett*	1949-50
Tom Hawkins	1959-62, 66-69
Joe Klein*	1996-97
Troy Murphy	2011-12
Kevin O'Shea	1950-51
David Rivers	1988-89
Orlando Woolridge	1988-90

CINCINNATI (7)

Corie Blount	1995-99
Tony Bobbitt	2004-05
Jim Holstein	1952-55
Ruben Patterson	1998-99
Rick Roberson	1969-71
Lance Stephenson	2018-19
Nick Van Exel	1993-98

INDIANA (7)

Tom Abernathy	1976-78
Thomas Bryant	2017-18
Butch Carter	1980-81
Rod Horn	1962-63
Bob Leonard	1956-61
Herm Schaefer	1948-50
Ray Tolbert	1987-88

LOUISVILLE (7)

Derrick Caracter*	2010-12
Earl Clark	2012-13
Allan Murphy	1976-77
Jim Price	1972-75, 78-79
Billy Thompson	1986-88
Mitt Wagner	1987-88
Samaki Walker	2001-03

MISSOURI (7)

Jabari Brown*	2014-15
Jordan Clarkson*	2014-18
Larry Drew	1989-91
Clay Johnson	1981-83
Anthony Peeler	1992-96
Kareem Rush	2002-05
Johnathan Williams*	2018-19

DEPAUL (6)

Ron Feireisel	1955-56
Johnny Jorgensen	1948-49
Edwin "Whitey" Kachan	1948-49
George Mikan	1948-54, 55-56
Ron Sobie	1959-60
Gene Stump	1949-50

DUKE (6)

Carlos Boozer	2014-15
Luol Deng	2016-18
Chris Duhon	2012-13
Brandon Ingram	2016-19
Ryan Kelly	2013-16
Josh McRoberts	2011-12

SOUTHERN CALIFORNIA (6)

John Block	1966-67
Mack Calvin	1976-77
Duane Cooper	1992-93
Bill Hewitt	1968-70
Cliff Robinson	1991-92
Nick Young	2013-17

WEST VIRGINIA (6)

Ed Beach	1950-51
Devin Ebanks	2010-13
Rod Hundley	1957-63
Robert Smith	1959-60, 61-62
Jerry West	1960-74
Ron Williams	1975-76

ARIZONA (5)

Channing Frye	2017-18
Jordan Hill	2011-15
Sean Rooks	1996-99
Luke Walton	2003-12
Derrick Williams	2017-18

GONZAGA (5)

Elias Harris	2013-14
Adam Morrison	2009-10
Robert Sacre	2012-16
Ronny Turiaf	2005-08
Johnathan Williams*	2018-19

MARYLAND (5)

Steve Blake	2010-14
Adrian Branch	1986-87
Brad Davis	1977-79
Laron Profit	2005-06
Joe Smith	2010-11

OHIO STATE (5)

Tony Campbell	1987-89
Jim Clemons	1971-72
Jim Jackson	2005-06
D'Angelo Russell	2015-17
Dick Schnittker	1953-58

OREGON STATE (5)

Jay Carty	1968-69
Lester Conner	1994-95
Mel Counts	1966-70, 72-74
A.C. Green	1985-93, 99-00
Gary Payton	2003-04

UTAH (5)

Andrew Bogut	2017-19
Jerry Chambers	1966-67
Arnie Ferrin	1948-51
Kyle Fuzrm	2017-pres.
Bill McGill	1964-65

ARIZONA STATE (4)

Mario Bennett	1997-98
Dennis Hamilton	1967-68
Mark Landsberger*	1979-83
Byron Scott	1983-93, 96-97

FLORIDA STATE (4)

Tony Jackson	1980-81
George McCloud	1996-97
Irving Thomas*	1990-91
Von Wafer	2005-06

ILLINOIS (4)

Brian Cook	2003-07
Don Freeman	1975-76
Derek Harper	1998-99
Don Sunderlage	1954-55

JACKSON STATE (4)

Lindsey Hunter*	2001-02
McCoy Ingram	1957-58
Trey Johnson*	2010-11
Cornell Warner	1975-77

KANSAS STATE (4)

Michael Beasley	2018-19
Bob Boozer	1965-66
Lew Hitch	1951-53, 54-56
Mitch Richmond	2001-02

MICHIGAN STATE (4)

Shannon Brown	2009-11
Earvin Johnson	1979-91, 95-96
Anthony Miller	1994-96
Jay Vincent	1989-90

NORTH CAROLINA STATE (4)

Chuckky Brown	1991-92
Kenny Carr	1977-80
Chuck Nevitt	1984-86
Josh Powell	2008-10

STANFORD (4)

Anthony Brown	2015-17
Brook Lopez	2017-18
Mark Madsen	2000-03
Jim Pollard	1948-55

SYRACUSE (4)

Marty Byrnes	1979-80
Tyler Ennis	2016-18
Wesley Johnson*	2013-15
Dan Schayes	1993-94

TULSA (4)

Jordan Clarkson*	2014-18
Joe Cooper*	1982-83
Jim King	1963-66
Shea Seals	1997-98

WYOMING (4)

Larry Nance Jr.	2015-18
John Pilch	1951-52
Theo Ratliff	2010-11
Flynn Robinson	1971-73

ARKANSAS (3)

Tony Brown	1990-91
Joe Kleine*	1996-97
Jannero Pargo	2002-04



ALL-TIME COLLEGIATE ROSTER

CALIFORNIA (3)

Darrall Imhoff	1964-68
Mark McNamara*	1988-90
Jamal Sampson	2003-04

COLORADO (3)

Joe Cooper*	1982-83
Ray Ellefson*	1948-49
Cliff Meely	1975-76

DAYTON (3)

Henry Finkel	1966-67
Johnny Horan	1955-56
Jim Paxson	1956-57

GEORGIA (3)

K. Caldwell-Pope	2017-pres.
Antonio Harvey*	1993-95
Jumaine Jones	2004-05

GEORGIA TECH (3)

Jon Barry*	1997-98
Javaris Crittenton	2007-08
John Salley	1999-00

HAMLIN (3)

Joe Hutton	1950-52
Vern Mikkelsen	1949-59
Howie Schultz	1951-53

IOWA (3)

Connie Hawkins	1973-75
Ronnie Lester	1984-86
Don Nelson	1963-65

KENTUCKY STATE (3)

Bill Ray Bates	1982-83
Travis Grant	1972-74
Elmore Smith	1973-75

LOUISIANA STATE (3)

Brandon Bass	2015-16
Maurice Carter	2003-04
Shaquille O'Neal	1996-04

MEMPHIS [STATE] (3)

Tarik Black*	2014-17
Shawne Williams	2013-14
Wayne Yates*	1961-62

NEW MEXICO (3)

Michael Cooper	1978-90
Don Ford*	1975-80
Jerome Henderson	1985-86

NEW MEXICO STATE (3)

Jemerrio Jones*	2018-19
Reggie Jordan	1993-94
Wayne Yates*	1961-62

NIAGARA (3)

Boo Ellis	1958-60
Bo Elias	1957-58
Ed Fleming	1957-60

PROVIDENCE (3)

MarShon Brooks	2013-14
Ernie DiGregorio	1977-78
John Egan	1968-70

SANTA CLARA (3)

Mark McNamara*	1988-90
Steve Nash	2012-15
Kurt Rambis	1981-88, 93-95

SEATTLE (3)

Elgin Baylor*	1958-72
John Tresvant	1969-71
Jawann Oldham	1989-90

SOUTHERN ILLINOIS (3)

Dick Garrett	1969-70
Antonio Harvey*	1993-95
Nate Hawthorne	1973-74

TEMPLE (3)

Mike Bloom	1948-49
Eddie Jones	1994-99
Aaron McKie	2005-07

TEXAS (3)

Maurice Evans*	2006-07
Slater Martin	1949-56
Chris Mihm	2004-09

UTEP (3)

Jim Barnes	1966-68
Derrick Character*	2010-12
Greg Foster*	2000-01

VILLANOVA (3)

John Celestand	1999-00
Josh Hart	2017-19
Rory Sparrow	1991-92

WASHINGTON (3)

James Edwards	1977-78, 92-94
Petur Gudmundsson	1985-86
Isaiah Thomas	2017-18

ALCORN STATE (2)

Lindsey Hunter*	2001-02
Trey Johnson*	2010-11

AMERICAN (2)

Kermit Washington	1973-78
Andre Ingram	2017-19

BYU (2)

John Fairchild	1965-66
Fred Roberts	1995-96

CLEMSON (2)

Elden Campbell	1990-99
Horace Grant	2000-01, 03-04

CONNECTICUT (2)

Caron Butler	2004-05
Travis Knight	1996-97, 98-00

CREIGHTON (2)

Benoit Benjamin	1992-93
Kevin McKenna	1981-82

GEORGETOWN (2)

Roy Hibbert	2015-16
Billy Hassett*	1949-50

HOUSTON (2)

Don Chaney	1976-78
Dwight Jones	1982-83

LOYOLA MARYMOUNT (2)

Normie Glick	1949-50
Jerry Grote	1964-65

MIAMI, OH (2)

Ron Harper	1999-01
Ira Newble	2007-08

NEBRASKA (2)

Stu Lantz	1974-76
Tyrone Lue	1998-01

NEW YORK UNIVERSITY (2)

Donnie Forman	1948-49
Happy Hairston	1969-75

OREGON (2)

Jabari Brown*	2014-15
Stan Love	1973-75

PEPPERDINE (2)

Doug Christie	1992-94
Bob Sims	1961-62

PENN STATE (2)

Frank Brickowski	1986-87
Joe Crispin	2001-02

SAN FRANCISCO (2)

Erwin Mueller	1967-68
Ime Udoka*	2003-04

ST. JOHNS (2)

M. World Peace	2009-13, 15-17
Leroy Ellis	1962-66, 71-73

ST. JOSEPH'S (2)

Cliff Anderson	1967-69
Bob McNeill	1961-62

SETON HALL (2)

Walter Dukes	1956-57
Frank Saul	1951-54

SOUTH CAROLINA (2)

John Roche	1975-76
Brian Winters	1974-75

UCSB (2)

Don Ford*	1975-80
Brian Shaw*	1999-03

UNLV (2)

Isaiah Rider	2000-01
John Trapp	1971-73

WESTERN CAROLINA (2)

Mel Gibson	1963-64
Frankie King	1995-96

WESTERN KENTUCKY (2)

Jim McDaniels	1975-76
Art Spoelstra	1957-58

WICHITA STATE (2)

Maurice Evans*	2006-07
Gene Wiley	1962-66

WISCONSIN (2)

Wes Matthews	1986-88
Nigel Hayes	2017-18

XAVIER (2)

Brian Grant	2004-05
Derek Strong	1995-96

AKRON (1)

Bill Turner	1972-73
-------------	---------

ALABAMA (1)

Robert Horry	1996-03
--------------	---------

ARKANSAS LITTLE ROCK (1)

Derek Fisher	1996-2004, 07-12
--------------	------------------

AUBURN (1)

Myles Patrick	1980-81
---------------	---------

AUGSBURG (1)

Devean George	1999-06
---------------	---------

AUSTIN PEAY (1)

Calvin Garrett*	1983-84
-----------------	---------

BAYLOR (1)

Terry Teagle	1990-92
--------------	---------

BOISE STATE (1)

Coby Karl	2007-08
-----------	---------

BUCKNELL (1)

Mike Muscala	2018-19
--------------	---------

BOWLING GREEN STATE (1)

Charlie Share	1959-60
---------------	---------

BRADLEY (1)

Robert Carney	1954-55
---------------	---------

CAL-STATE FULLERTON (1)

Cedric Ceballos	1994-97
-----------------	---------

CAL-STATE LONG BEACH (1)

Bryon Russell	2003-04
---------------	---------

CAL-STATE SLO (1)

David Nwaba	2016-17
-------------	---------

CANISIUS (1)

Mike Smrek	1986-88
------------	---------

CENTRAL MICHIGAN (1)

Chris Kaman	2013-14
-------------	---------

COLLEGE OF CHARLESTON (1)

Andrew Goudelock	2011-13
------------------	---------

COLLEGE OF IDAHO (1)

Elgin Baylor*	1958-72
---------------	---------

COLUMBIA (1)

Jim McMillian	1971-73
---------------	---------

DARTMOUTH (1)

Rudy LaRusso	1959-67
--------------	---------

DAVIDSON (1)

Fred Hetzel	1970-71
-------------	---------

DEPAUW (1)

Earl Gardner	1948-49
--------------	---------

DETROIT (1)

Spencer Haywood	1979-80
-----------------	---------

DISTRICT OF COLUMBIA (1)

Earl Jones	1984-85
------------	---------

DRAKE (1)

Willie McCarter	1969-71
-----------------	---------

DUQUESNE (1)

Norm Nixon	1977-83
------------	---------

ALL-TIME COLLEGIATE ROSTER

EAST CAROLINA (1)

Oliver Mack 1979-80

FLORIDA (1)

Corey Brewer 2016-18

FLORIDA A&M (1)

Bob Williams 1955-57

FRESNO STATE (1)

Gary Alcorn 1960-61

FORDHAM (1)

William Parker 2005-07

FURMAN (1)

Frank Selvy 1957-58, 59-64

GEORGE WASHINGTON (1)

Walter Devlin 1957-58

HAMLIN (1)

Jim Fritsche 1953-54

HAMPTON (1)

Devin Green 2005-06

HARVARD (1)

Jeremy Lin 2014-15

HILL COLLEGE (1)

Jermerio Jones* 2018-19

HOWARD (1)

Larry Spriggs 1983-86

IDAHO STATE (1)

Ron Boone 1978-80

IONA COLLEGE (1)

Scott Machado 2018-19

IOWA STATE (1)

Wesley Johnson* 2013-15

LA SALLE (1)

Larry Foust 1957-59

LONG ISLAND (1)

Ray Felix 1959-62

LONGWOOD (1)

Jerome Kersey 1996-97

LOUISIANA TECH (1)

Karl Malone 2003-04

LOYOLA (CHICAGO) (1)

Jack Dwan 1948-49

THE MASTERS COLLEGE (1)

Mike Penberthy 2000-02

MCNEESE STATE (1)

Tierre Brown 2004-05

MISSISSIPPI (1)

Johnny Neumann 1976-77

MONMOUTH (1)

Alex Blackwell 1992-93

MONTANA (1)

Larry Krystkowiak 1996-97

MOREHEAD STATE (1)

Steve Hamilton 1958-60

MT. SAN ANTONIO (1)

Lloyd Daniels 1994-95

NEVADA (1)

JaVale McGee 2018-19

NEVADA-RENO (1)

Ramon Sessions 2011-12

NICHOLLS STATE (1)

Ronnie Price* 2014-15

NORTHERN COLORADO (1)

Mike Higgins 1989-90

NORTHWESTERN (1)

Nick Mantis 1959-60

OHIO (1)

Howard Jolliff 1960-63

OKLAHOMA CITY (1)

Hub Reed 1963-64

OKLAHOMA STATE [A&M] (1)

Ray Ellefson* 1948-49

OLD DOMINION (1)

Kent Bazemore 2013-14

ORAL ROBERTS (1)

Calvin Garrett* 1983-84

PACIFIC (1)

Jon Barry* 1997-98

PENNSYLVANIA (1)

Corky Calhoun 1974-76

PFIEFFER (1)

Antonio Harvey* 1993-95

PORTLAND STATE (1)

Ime Udoka* 2003-04

PRAIRE VIEW A&M (1)

Zelmo Beatty 1974-75

PURDUE (1)

Mel McCants 1989-90

RHODE ISLAND (1)

Lamar Odom 2004-11

RUTGERS (1)

Eddie Jordan 1980-84

SAINT MARY'S (1)

Brian Shaw* 1999-03

SE OKLAHOMA STATE (1)

Dennis Rodman 1998-99

SOUTH FLORIDA (1)

Chucky Atkins 2004-05

SMU (1)

James Krebs 1957-64

SOUTHERN MISS (1)

Randolph Keys 1994-95

SW LOUISIANA (1)

Dwight Lamar 1976-77

ST. BONAVENTURE (1)

Fred Crawford 1967-69

STETSON (1)

Earnie Killum 1970-71

TENNESSEE (1)

Lefty Walther 1949-50

TENNESSEE STATE (1)

Dick Barnett 1962-65

TEXAS A&M (1)

Alex Caruso 2017-pres.

TOLEDO (1)

Steve Mix 1982-83

UTAH STATE (1)

Marv Roberts 1976-77

UTAH VALLEY STATE (1)

Ronnie Price* 2014-15

VIRGINIA (1)

Jeff Lamp 1987-89

VIRGINIA TECH (1)

John Wetzel 1967-68

VMI (1)

Ron Carter 1978-79

WAYNE STATE (1)

George Brown 1957-58

WEST TEXAS A&M (1)

Ray Ellefson* 1948-49

WEST VIRGINIA TECH (1)

Sedale Threatt 1991-96

ALL-TIME LAKERS WITH NBA G LEAGUE EXPERIENCE

Brandon Bass
Matt Barnes
Kent Bazemore
Tarik Black*
Anthony Brown*
Vander Blue^
Tony Bobbitt
Isaac Bonga*
MarShon Brooks
Jabari Brown*
Shannon Brown
Tierre Brown
Thomas Bryant*
Dwight Buycks
Alex Caruso^
Derrick Character
Maurice Carter

Earl Clark
Jordan Clarkson*
Javaris Crittenton
Ed Davis
Devin Green*
Tyler Ennis
Christian Eyenga*
Jordan Farmar*
Andrew Goudelock*
Devin Green*
Elias Harris*
Manny Harris*
Josh Hart*
Nigel Hayes
Xavier Henry*
Andre Ingram*
Trey Johnson

Darius Johnson-Odom*
Jermerio Jones*
Coby Karl*
Ryan Kelly*
Jeremy Lin
Scott Machado*
Kendall Marshall
Jelani McCoy*
Darius Morris*
Sviatoslav Mykhailiuk*
David Nwaba*
Smush Parker
Gary Payton II^
Josh Powell
Robert Sacre*
Soumaila Samake
Shea Seals

Ramon Sessions
Ime Udoka
Von Wafer
Moritz Wagner*
Travis Wear*
Johnathan Williams^
Lou Williams
Shawne Williams*
Sun Yue*
Ivica Zubac*

*played with South Bay

^Lakers two-way player



POINTS

Kobe Bryant	33,643
Jerry West	25,192
Kareem Abdul-Jabbar	24,176
Elgin Baylor	23,149
Earvin Johnson	17,707
James Worthly	16,320
Shaquille O'Neal	13,895
Gail Goodrich	13,044
Byron Scott	12,780
Jamaal Wilkes	10,601

GAMES PLAYED

Kobe Bryant	1,346
Kareem Abdul-Jabbar	1,093
Jerry West	932
James Worthly	926
Derek Fisher	915
Earvin Johnson	906
Michael Cooper	873
Elgin Baylor	846
Byron Scott	846
A.C. Green	735

MINUTES PLAYED

Kobe Bryant	48,637
Kareem Abdul-Jabbar	37,492
Jerry West	36,571
Elgin Baylor	33,863
Earvin Johnson	33,245
James Worthly	30,001
Byron Scott	25,533
Michael Cooper	23,635
Derek Fisher	23,211
Gail Goodrich	21,765

ASSISTS

Earvin Johnson	10,141
Kobe Bryant	6,306
Jerry West	6,238
Norm Nixon	3,846
Michael Cooper	3,666
Kareem Abdul-Jabbar	3,652
Elgin Baylor	3,650
Gail Goodrich	2,863
James Worthly	2,791
Nick Van Exel	2,749

STEALS

Kobe Bryant	1,944
Earvin Johnson	1,724
James Worthly	1,041
Byron Scott	1,038
Michael Cooper	1,033
Kareem Abdul-Jabbar	983
Derek Fisher	968
Norm Nixon	868
Jamaal Wilkes	706
A.C. Green	657

BLOCKED SHOTS

Kareem Abdul-Jabbar	2,694
Shaquille O'Neal	1,278
Elden Campbell	1,022
Vlade Divac	834
Kobe Bryant	640
Andrew Bynum	628
James Worthly	624
Elmore Smith	609
Pau Gasol	607
Michael Cooper	523

FIELD GOALS MADE

Kobe Bryant	11,719
Kareem Abdul-Jabbar	9,935
Jerry West	9,016
Elgin Baylor	8,693
James Worthly	8,678
Earvin Johnson	6,211
Shaquille O'Neal	5,462
Byron Scott	5,126
Gail Goodrich	5,107
Jamaal Wilkes	4,533

FIELD GOALS ATTEMPTED

Kobe Bryant	26,200
Elgin Baylor	20,171
Jerry West	19,032
Kareem Abdul-Jabbar	17,520
James Worthly	13,024
Earvin Johnson	11,951
Gail Goodrich	11,098
Byron Scott	10,461
Shaquille O'Neal	9,498
Vern Mikkelsen	8,812

FREE THROWS MADE

Kobe Bryant	8,378
Jerry West	7,160
Elgin Baylor	5,763
Earvin Johnson	4,960
Kareem Abdul-Jabbar	4,305
George Mikan	3,068
Shaquille O'Neal	2,971
Vern Mikkelsen	2,969
Gail Goodrich	2,830
James Worthly	2,447

FREE THROWS ATTEMPTED

Kobe Bryant	10,011
Jerry West	8,801
Elgin Baylor	7,391
Earvin Johnson	5,850
Kareem Abdul-Jabbar	5,842
Shaquille O'Neal	5,572
George Mikan	3,924
Vern Mikkelsen	3,874
Gail Goodrich	3,466
James Worthly	3,184

3-PT FG MADE

Kobe Bryant	1,827
Derek Fisher	846
Nick Van Exel	750
Byron Scott	595
Eddie Jones	489
Rick Fox	480
Nick Young	465
Michael Cooper	428
Metta World Peace	420
Jordan Farmar	364

3-PT FG ATTEMPTED

Kobe Bryant	5,546
Derek Fisher	2,255
Nick Van Exel	2,062
Byron Scott	1,595
Rick Fox	1,390
Eddie Jones	1,294
Michael Cooper	1,260
Metta World Peace	1,252
Nick Young	1,233
Lamar Odom	1,090

FIELD GOAL % (MIN. 1,000 FGM)

Wilt Chamberlain	2360-3902	.605
Shaquille O'Neal	5462-9498	.575
Kareem Abdul-Jabbar	9935-17520	.567
Andrew Bynum	1823-3221	.566
Kurt Rambis	1099-1998	.550
Pau Gasol	2987-5723	.522
James Worthly	6878-13204	.521
Earvin Johnson	6211-11951	.520
Mike McGee	1077-2075	.519
Jamaal Wilkes	4533-8389	.518

3-PT FG % (MIN. 250 3FGA)

Vladimir Radmanović	195-488	.400
Brian Cook	162-413	.392
Jumaine Jones	102-261	.391
Chuck Atkins	176-455	.387
Steve Blake	250-653	.383
Anthony Peeler	249-651	.382
Jodie Meeks	284-746	.381
Eddie Jones	489-1294	.378
Nick Young	465-1233	.377
Glen Rice	137-364	.376

FT % (MIN. 200 FTM)

Cazzie Russell	421-480	.877
Sasha Vujčić	282-322	.876
Glen Rice	423-486	.870
Jodie Meeks	307-354	.867
Caron Butler	275-319	.862
Lou Williams	656-768	.854
Stu Lantz	225-265	.849
Earvin Johnson	4960-5850	.848
Nick Young	507-599	.846
Johnny Egan	303-361	.839

REBOUNDS

Elgin Baylor	11,463
Kareem Abdul-Jabbar	10,279
Kobe Bryant	7,047
Earvin Johnson	6,559
Wilt Chamberlain	6,524
Shaquille O'Neal	6,090
Vern Mikkelsen	5,940
A.C. Green	5,632
Rudy LaRusso	5,571
Jerry West	5,376

OFF. REBOUNDS (SINCE 1973-74)

Kareem Abdul-Jabbar	2,494
A.C. Green	2,089
Shaquille O'Neal	1,957
Earvin Johnson	1,601
James Worthly	1,561
Kobe Bryant	1,499
Vlade Divac	1,438
Pau Gasol	1,252
Elden Campbell	1,207
Lamar Odom	1,149

DEF. REBOUNDS (SINCE 1973-74)

Kareem Abdul-Jabbar	7,785
Kobe Bryant	5,548
Earvin Johnson	4,958
Shaquille O'Neal	4,133
Lamar Odom	3,757
A.C. Green	3,543
James Worthly	3,147
Vlade Divac	3,107
Pau Gasol	2,988
Elden Campbell	2,397




8/24 KOBE BRYANT "BLACK MAMBA"

Five-time NBA Champion (2000, 2001, 2002, 2009, 2010) ... 2007-08 NBA Most Valuable Player ... 2009 NBA Finals MVP ... 2010 NBA Finals MVP ... Helped lead the United States to gold medals at the 2008 Beijing and 2012 London Olympic games ... Earned All-NBA honors 15 times (First Team in 2002, 2003, 2004, 2006, 2007, 2008, 2009, 2010, 2011, 2012 and 2013; Second Team in 2000 and 2001; Third Team in 1999 and 2005) ... 12-time NBA All-Defensive Team selection ... 18-time NBA All-Star ... Two-time NBA scoring champion from 2005-07 ... Earned All-Star Game MVP honors in 2002, 2007, 2011 and co-MVP honors in 2009 ... Recorded 122 career 40-point games, 176 career double-doubles and 21 career triple-doubles ... Is the Lakers all-time leading scorer (regular season and playoffs) and ranks third on the NBA's all-time scoring list ... Nos. 8 and 24 were raised into the STAPLES Center rafters on Dec. 18, 2017



13 WILT CHAMBERLAIN "THE BIG DIPPER"

Member of Lakers 1971-72 championship team that won an NBA-record 33 consecutive games and a then-NBA record 69 contests overall (averaged 14.8 points and a team-leading 19.2 rebounds that season) ... Named Most Valuable Player of the 1972 NBA Finals when he averaged 14.7 points and 21.0 rebounds ... Led NBA in rebounding in 11 seasons (four with Lakers) ... Averaged a Los Angeles franchise-record 21.1 rebounds in 1968-69 ... Averaged 18+ rebounds four times with Lakers (21.1, 19.2, 18.6, 18.2) ... Appeared in 13 NBA All-Star games ... Enshrined in Naismith Memorial Basketball Hall of Fame in 1979 ... Averaged an NBA-record 50.4 points during the 1961-62 campaign ... Scored 50+ points on 118 occasions ... Led NBA in both scoring and rebounding (same season) five times ... Earned NBA Most Valuable Players honors four times ... Was named one of the 50 Greatest Players in NBA History during the league's 50th anniversary season in 1996-97 ... Ranks first overall among the club's career field goal percentage leaders (.605) ... Number was retired on Nov. 9, 1983



22 ELGIN BAYLOR

Ranks among all-time franchise leaders in numerous categories, including rebounds (1st, 11,463), points (4th, 23,149) and assists (7th, 3,650) ... Scored a then single-game Los Angeles franchise record 71 points November 15, 1960 @ New York (2nd highest total in franchise history) ... 11-time NBA All-Star ... Co-MVP of the 1959 All-Star Game ... Member of the All-NBA First Team on 10 occasions ... Named NBA Rookie of the Year in 1959 ... Scored an NBA Finals record 61 points April 14, 1962 @ Boston ... Inducted into the Naismith Memorial Basketball Hall of Fame in 1977 ... Averaged over 30.0 points and 14.0 rebounds in three seasons during his career ... Led the Lakers in rebounding for seven consecutive seasons (1958-59 through 1964-65), a club record ... Averaged a franchise-record 38.3 points during the 1961-62 season ... Led the Lakers in scoring six different seasons, including three straight years (1958-59 - 1960-61) ... Averaged 27.4 points and 13.5 rebounds in 846 games overall during his career ... Was named one of the 50 Greatest Players in NBA History during the league's 50th anniversary season in 1996-97 ... Number was retired on Nov. 9, 1983



25 GAIL GOODRICH

Ranks among all-time club leaders in several categories including total points (8th, 13,044), assists (8th, 2,863) and free throws made (9th, 2,830) ... Member of the Lakers 1971-72 NBA Championship team that won a professional sports-record 33 consecutive games ... Member of the 1973-74 All-NBA First Team ... Led the Lakers in scoring four consecutive seasons (1971-72 through 1974-75), joining George Mikan, Jerry West, Kareem Abdul-Jabbar, Shaquille O'Neal and Kobe Bryant as the only players to accomplish this feat ... Led the Lakers in total assists three straight seasons (1973-74 through 1975-76) ... Was inducted into the Naismith Memorial Basketball Hall of Fame in 1996 ... Appeared in four consecutive All-Star Games during his tenure with the Lakers (1972, 1973, 1974, 1975) ... Number was retired on Nov. 20, 1996



32 EARVIN JOHNSON

"MAGIC"



Ranked 1st on NBA's all-time assist chart (10,141) at time of retirement ... Led NBA in assists five straight seasons (1982-87), highlighted by a career-high / single-season club record 13.1 assists in 1983-84 ... Handed out a team single-game record 24 assists three times, including once during the playoffs (NBA playoff record) ... Selected first overall by the Lakers in the 1979 NBA Draft ... Registered 138 career triple-doubles ... Five-time NBA Champion with the Lakers (1980, 1982, 1985, 1987, 1988) ... Appeared in nine NBA Finals during 13-year career ... Lakers averaged 59 wins per season during his career ... Three-time NBA Most Valuable Player (1987, 1989, 1990) ... Three-time NBA Finals MVP (1980, 1982, 1987) ... Nine-time All-NBA First Team ... 12-time NBA All-Star ... Two-time All-Star Game Most Valuable Player (1990, 1992) ... Led NBA in free throw percentage in 1988-89 (.911) ... Led NBA in steals twice (1981, 1982) ... Named one of the 50 Greatest Players in NBA History during the league's 50th anniversary season in 1996-97 ... Number was retired on Feb. 16, 1992 ... Enshrined in the Naismith Memorial Basketball Hall of Fame in 2002

33 KAREEM ABDUL-JABBAR

"THE CAPTAIN"



NBA's all-time leading scorer (38,387) ... Led Lakers in scoring a club-record 11 consecutive seasons (1975-86) ... Averaged 20+ points in each of first 17 NBA seasons and double figures each of his 20 campaigns (14 with Lakers) ... Ranks among NBA all-time leaders in numerous categories, including games played (2nd, 1,560), minutes (1st, 57,446), rebounds (3rd, 17,440) and blocked shots (3rd, 3,189) ... Six-time NBA Champion (five with Lakers, one with Milwaukee) ... Six-time NBA Most Valuable Player (most in NBA history) ... NBA Rookie of the Year (1970) ... Two-time NBA Finals Most Valuable Player (1971, 1985) ... All-NBA First Team 10 times ... 19-time NBA All-Star ... NBA All-Defensive First Team five times ... Led the NBA in blocked shots four times ... Was named one of the 50 Greatest Players in NBA history during the league's 50th anniversary season in 1996-97 ... Number was retired on March 20, 1989 ... Enshrined in the Naismith Memorial Basketball Hall of Fame in 1995

34 SHAQUILLE O'NEAL


"DIESEL"



NBA Most Valuable Player, NBA Finals MVP and All-Star game MVP in 1999-2000 ... Four-time NBA champion (3 with Lakers) ... Three-time NBA Finals MVP (2000, 2001, 2002) ... 15-time NBA All-Star (7 with Lakers) ... Three-time NBA All-Star Game MVP ... 14-time All-NBA (8-time First Team, 2-time Second Team, 4-time Third Team) ... Three-time All-Defensive Second Team ... Two-time NBA scoring champion (1995, 2000) ... 1992-93 NBA Rookie of the Year ... At time of retirement, ranked among NBA all-time leaders in points (6th, 28,596), FG% (3rd, .5823), rebounds (14th, 13,099) and blocks (7th, 2,732) ... Ranks among franchise leaders in points (7th, 13,895), rebounds (6th, 6090), blocks (2nd, 1,278) and FG% (2nd, .575) ... Led NBA in FG% 10 times ... Led Lakers in scoring five times (career-best 29.7 ppg in 1999-2000) ... One of six Lakers to score 60+ points in a game ... 1996 Olympic gold medalist ... Named one of the 50 Greatest Players in NBA history during 50th anniversary season in 1996-97 ... Number was retired on April 2, 2013

42 JAMES WORTHY

"BIG GAME JAMES"



Named Most Valuable Player of the 1988 NBA Finals (22.0 points, 7.4 rebounds, 4.4 assists) ... Registered a triple-double in Game 7 of the 1988 NBA Finals (36 points, 16 rebounds, 10 assists) ... Was the first overall pick in the 1982 NBA Draft ... Member of three NBA championship teams with the Lakers (1985, 1987, 1988) ... Seven-time NBA All-Star ... Averaged 20-plus points on four occasions ... Led the Lakers in scoring in 1990-91 ... Ranks among all-time Los Angeles franchise leaders in several categories, including scoring (6th, 16,320), steals (3rd, 1,041) and field goal percentage (7th, .521) ... Averaged 21.1 points in 143 career playoff games (.544FG%) ... Member of the All-NBA Third Team on two occasions ... Field goal percentage eclipsed .530 each of his first eight seasons in the NBA ... 12-year NBA veteran (all with the Lakers) ... Was named one of the 50 Greatest Players in NBA history during the league's 50th anniversary season in 1996-97 ... Number was retired on Dec. 10, 1995 ... Inducted into the Naismith Memorial Basketball Hall of Fame in 2003



44 JERRY WEST "MR. CLUTCH"

Career scoring average (27.0) ranks 5th all-time in NBA history ... Playoff scoring average (29.1) ranks 3rd all-time ... Second on Lakers all-time scoring list (25,192) ... Led the Lakers in scoring seven times (including a career-best 31.3 in 1965-66) ... 10-time All-NBA First Team selection ... Four-time NBA All-Defensive First Team ... 14-time NBA All-Star (All-Star Game MVP in 1972) ... Member of the Lakers' 1972 NBA championship team ... Named MVP of the 1969 NBA Finals ... Set an NBA record by scoring 20-plus points in 25 consecutive NBA Finals games - since broken by Michael Jordan (35) ... Holds the NBA record for most free throws made in a single season (840 in 1965-66) ... Holds the NBA record for highest scoring average in a single playoff series (46.3 in 1965 six-game series vs. Baltimore) ... Was the first-ever draft choice in L.A. Lakers history (second pick overall in the 1960 NBA Draft) ... Led the NBA in assists in 1971-72 (9.7) ... Inducted into the Naismith Memorial Basketball Hall of Fame in 1980 ... Spent entire 14-year NBA career with Lakers ... Named one of the 50 Greatest Players in NBA history during 50th anniversary season in 1996-97 ... Number was retired on Nov. 9, 1983



52 JAMAAL WILKES "SILK"

Ranks among all-time Lakers franchise leaders in several categories including points (10th, 10,601), field goals (10th, 4,533) and steals (9th, 706) ... Member of four NBA championship teams (three with Lakers (1980, 1982, 1985) and one with Golden State (1975)) ... Posted 37 points and 10 rebounds against Philadelphia in the historic series clinching Game 6 of the 1980 NBA Finals ... Three-time NBA All-Star (1976, 1981, 1983) ... In his rookie season, averaged 14.2 points, 8.2 rebounds and 1.3 blocks, earning him the 1974-75 NBA Rookie of the Year award ... Averaged 18.4 points in eight seasons with the Lakers, averaging at least 20 points per game in three straight seasons from 1979-80 through 1981-82 ... Member of the NBA's All-Defensive Second Team twice (1976 and 1977) ... Was inducted in the Naismith Memorial Basketball Hall of Fame in 2012 ... Number was retired on Dec. 28, 2012



CHICK HEARN

The first broadcaster inducted into the Naismith Memorial Basketball Hall of Fame in 2003 ... Curt Gowdy Media Award winner ... 20th member of the American Sportscaster Hall of Fame ... 1997 National Sports Media Association Hall of Fame inductee ... Broadcast 3,338 consecutive Lakers games from November 21, 1965 to December 16, 2001 ... Known for his witty on-air personality and his "Chickisms," including "Slam Dunk!" and "Air Ball" ... Announced USC football and basketball games from 1956-61 ... Born Francis Dayle "Chick" Hearn in Aurora, IL ... Married to Marge Hearn for 64 years, from 1938 until his passing in 2002 ... A jersey bearing the image of his microphone was raised into the rafters in November 2002 ... Honored with a bronze statue outside of STAPLES Center in 2010



JOHN KUNDLA

Honored as "One of the Top 10 Coaches in NBA History" by the NBA ... Joined the Lakers for the 1947-48 NBL season and won championship with a 43-17 record in first year ... After merger of Minneapolis into NBA, guided Lakers to five championships in team's first six NBA seasons ... Ranks third among Lakers coaches in victories (423) behind Pat Riley and Phil Jackson ... Enshrined into the Naismith Memorial Basketball Hall of Fame in 1995





CLYDE LOVELLETTE

The first basketball player in history to play on an NCAA, Olympic and NBA Championship team ... Member of three NBA championship teams including the 1954 Lakers ... Four-time NBA All-Star (twice with Lakers) and a two-time All-NBA Second Team selection (once with Lakers in 1956) ... Led Lakers in scoring in 1956 (21.5) and 1957 (20.8) ... Led team in rebounding in 1955 (11.5), 1956 (14.0) and 1957 (13.4) ... Led team in FG% from the 1953-54 season through 1956-57 ... Was enshrined as a player in the Naismith Memorial Basketball Hall of Fame in 1988



JIM POLLARD

Known as "The Kangaroo Kid" ... Signed with Minneapolis Lakers in 1947 ... Member of the Lakers 1948 championship team as well as the NBA championship teams of 1949, 1950 and 1952-54 ... Four-time NBA All-Star ... Two-time All-NBA first team member ... Two-time All-NBA second team member ... Ranked in the NBA's top 10 in assists (8th/3.8) and points (10th/14.7) in 1949-50 ... Ranked 10th in the NBA in scoring (15.5) in 1951-52 ... Enshrined in the Naismith Memorial Basketball Hall of Fame in 1978



SLATER MARTIN

Slater "Dugie" Martin ... Selected by Minneapolis in the 1949 BAA Draft ... Member of the Lakers NBA championship teams in 1949 and 1952-54 ... Five-time selection to the All-NBA second team (twice with Lakers) ... Seven-time All-Star (five with Lakers) ... Led the Lakers in assists from the 1951-52 season through 1955-56 ... Enshrined in the Naismith Memorial Basketball Hall of Fame in 1982



GEORGE MIKAN

All-NBL first team (1947-48) ... NBL Most Valuable Player in 1948 ... Six-time All NBA First Team (1949-54) ... Four-time NBA All-Star ... Led Minneapolis to 1948 NBL Championship and NBA Championships in 1949, 1950 and 1952-54 ... Led the NBA in scoring in 1949 (28.3), 1950 (27.4) and 1951 (28.4) while leading the team in scoring in 1952-54 ... Led team in assists in 1949 and 1951 ... Twice led the NBA in rebounding in 1952 (13.5) and 1953 (14.4) ... Elected to the Naismith Memorial Basketball Hall of Fame in 1959 ... Member of the NBA's 25th and 35th Anniversary All-Time Teams and in 1996, was named "One of the 50 Greatest Players in NBA History" by the NBA



VERN MIKKELSEN

First round draft pick of Minneapolis ... Won four NBA Championships with the Lakers (1950, 1952-54) ... Named All-NBA second team (1951-53, 1955) ... Six-time NBA All-Star ... Led team in scoring in 1955 (18.7) and 1958 (17.3) ... Led team in FG% in 1951-52 and 1952-53 and FT% in 1958-59 ... Elected to the Naismith Memorial Basketball Hall of Fame in 1995

1948-49 MINNEAPOLIS LAKERS



44-16 - 2ND IN WESTERN DIVISION

Head Coach: John Kundla
Standing: Donnie Forman, Herm Schaefer, Don Carlson, Don Smith, Tony Jaros, Johnny Jorgensen, Earl Gardner, Arnie Ferrin, Jack Dwan, Jim Pollard, George Mikan
Not pictured: Mike Bloom, Ray Ellefson, Whitey Kachan, Jack Tingle

NBA Champions

1948-49 REGULAR SEASON STATISTICS / GAME-BY-GAME RESULTS

	G	FGM	FGA	PCT	FTM	FTA	PCT	AST	PF	PTS	AVG
Mikan	60	583	1403	.416	532	689	.772	218	260	1698	28.3
Pollard	53	314	792	.396	156	227	.687	142	144	784	14.8
Schaefer	58	214	572	.374	174	213	.817	185	121	602	10.4
Carlson	55	211	632	.334	86	130	.662	170	180	508	9.2
Ferrin	47	130	378	.344	85	128	.664	76	142	345	7.3
Jaros	59	132	385	.343	79	110	.718	58	114	343	5.8
Dwan	60	121	380	.318	34	69	.493	129	157	276	4.6
Forman	44	68	231	.294	43	67	.642	74	94	179	4.1
Jorgensen	48	41	114	.360	24	33	.727	33	68	106	2.2
Gardner	50	38	101	.376	13	28	.464	19	50	89	1.8
Bloom*	24	13	92	.141	29	40	.725	15	22	55	2.3
Kachan†	19	16	42	.381	15	22	.682	12	24	47	2.5
Smith	8	2	13	.154	2	3	.667	2	6	6	0.8
Tingle	2	1	6	.167	0	0	-	1	2	2	1.0
Ellefson	3	1	5	.200	0	0	-	0	2	2	0.7

*Finished season with another team. †Totals with Lakers only.

DATE	OPPONENT	BOX SCORE	W / L	DATE	OPPONENT	BOX SCORE	W / L
Nov. 4	@ Baltimore	W 84-72	1-0	Feb. 3	@ Philadelphia	W 78-76	29-10
Nov. 6	@ Washington	L 62-67	1-1	Feb. 6	Rochester	L 74-85	29-11
Nov. 9	@ Boston	L 55-77	1-2	Feb. 10	New York	W 95-75	30-11
Nov. 11	@ New York	W 77-68	2-2	Feb. 11	@ Chicago	L 97-105	30-12
Nov. 13	@ Providence	W 90-67	3-2	Feb. 13	Baltimore	W 91-74	31-12
Nov. 14	@ Rochester	L 75-92	3-3	Feb. 16	Chicago	W 90-71	32-12
Nov. 17	Boston	L 72-74	3-4	Feb. 18	@ Boston	W 85-71	33-12
Nov. 19	@ Chicago	W 85-81	4-4	Feb. 19	@ Providence	W 94-80	34-12
Nov. 21	Baltimore	W 94-81	5-4	Feb. 22	@ New York	W 101-74	35-12
Nov. 23	@ Indianapolis	W 88-82	6-4	Feb. 24	Fort Wayne	W 77-73	36-12
Nov. 24	Providence	W 117-89	7-4	Feb. 26	@ Baltimore	W 115-114 (2OT)	37-12
Nov. 27	@ St. Louis	W 87-71	8-4	Feb. 27	@ Fort Wayne	L 50-74	37-13
Nov. 28	Philadelphia	W 88-67	9-4	Mar. 3	@ Indianapolis	W 82-79	38-13
Nov. 30	Boston (@ Chicago)	W 94-84	10-4	Mar. 6	Providence	W 68-59	39-13
Dec. 1	@ Fort Wayne	L 74-84	10-5	Mar. 9	Boston	W 74-67	40-13
Dec. 4	@ Chicago	L 100-104	10-6	Mar. 10	@ St. Louis	L 71-88	40-14
Dec. 5	St. Louis	W 78-68	11-6	Mar. 12	Indianapolis (@ Chicago)	W 97-69	41-14
Dec. 8	Washington	L 83-94	11-7	Mar. 13	New York	W 100-90	42-14
Dec. 10	@ Rochester	W 96-75	12-7	Mar. 16	@ Washington	L 72-85	42-15
Dec. 12	Rochester	W 67-58	13-7	Mar. 17	@ Baltimore	L 67-101	42-16
Dec. 15	Indianapolis	W 79-61	14-7	Mar. 19	@ Rochester	W 99-85	43-16
Dec. 19	Chicago	W 94-84	15-7	Mar. 20	Philadelphia	W 91-78	44-16
Dec. 21	@ Philadelphia	L 64-72	15-8				
Dec. 22	@ New York	L 79-97	15-9				
Dec. 26	Rochester	W 99-90	16-9				
Dec. 29	Washington	W 91-68	17-9				
Jan. 1	Fort Wayne	W 92-72	18-9				
Jan. 5	St. Louis	W 101-76	19-9				
Jan. 8	@ St. Louis	L 59-64	19-10				
Jan. 9	St Louis	W 74-58	20-10				
Jan. 12	Providence	W 98-64	21-10				
Jan. 16	Indianapolis	W 75-66	22-10				
Jan. 18	@ Indianapolis	W 81-56	23-10				
Jan. 20	Fort Wayne	W 83-65	24-10				
Jan. 23	Philadelphia	W 89-71	25-10				
Jan. 26	Chicago	W 84-49	26-10				
Jan. 31	Washington	W 84-79	27-10				
Feb. 2	@ Fort Wayne	W 82-79	28-10				



51-17 - 1ST IN CENTRAL DIVISION

Head Coach: John Kundla
 Standing: Slater Martin, Billy Hasset, Don
 Carlsson, Herm Schaefer, Bob Harrison,
 Tony Jaros, Bud Grant, Arnie Ferrin,
 Jim Pollard, Vern Mikkelsen,
 George Mikan
 Not pictured: Normie Glick, Gene Stump,
 Lefty Walther



NBA Champions

1949-50 REGULAR SEASON STATISTICS / GAME-BY-GAME RESULTS

	G	FGM	FGA	PCT	FTM	FTA	PCT	AST	PF	PTS	AVG
Mikan	68	649	1595	.407	567	728	.779	197	297	1865	27.4
Pollard	66	394	1140	.346	185	242	.764	252	143	973	14.7
Mikkelsen	68	288	722	.399	215	286	.752	123	222	791	11.6
Ferrin	63	132	396	.333	76	109	.697	95	147	340	5.4
Schaefer	65	122	314	.389	86	101	.851	203	104	330	5.1
Harrison	66	125	348	.359	50	74	.676	131	175	300	4.5
Martin	67	106	302	.351	59	93	.634	148	162	271	4.0
Carlsson	57	99	290	.341	69	95	.726	76	126	267	4.7
Jaros	61	84	289	.291	72	96	.750	60	106	240	3.9
Hasset†	42	38	145	.262	35	67	.522	69	82	111	2.6
Grant	35	42	115	.365	7	17	.412	19	36	91	2.6
Walther*	22	32	80	.400	11	21	.524	10	39	75	3.4
Stump*	23	27	95	.284	7	14	.500	23	32	61	2.7
Glick	1	1	1	1.000	0	0	-	1	2	2	2.0

*Finished season with another team. †Totals with Lakers only.

DATE	OPPONENT	BOX SCORE	W / L	DATE	OPPONENT	BOX SCORE	W / L
Nov. 2	@ Philadelphia	W 81-69	1-0	Jan. 17	@ Boston	W 105-79	27-12
Nov. 5	@ Baltimore	W 92-77	2-0	Jan. 18	@ Washington	W 76-68	28-12
Nov. 8	@ Washington	W 68-66	3-0	Jan. 19	@ New York	W 94-83	29-12
Nov. 10	@ Boston	W 98-84	4-0	Jan. 20	@ Philadelphia	L 89-90	29-13
Nov. 12	@ Chicago	L 79-86	4-1	Jan. 22	Chicago	W 103-75	30-13
Nov. 16	St. Louis	W 94-71	5-1	Jan. 24	@ Chicago	W 80-68	31-13
Nov. 17	@ St. Louis	L 65-78	5-2	Jan. 25	St. Louis	W 85-78	32-13
Nov. 19	@ Anderson	L 80-83	5-3	Jan. 29	Washington	W 88-60	33-13
Nov. 20	Indianapolis	W 121-95	6-3	Feb. 1	New York	W 96-81	34-13
Nov. 23	Baltimore	W 84-71	7-3	Feb. 2	@ Fort Wayne	W 79-78	35-13
Nov. 25	@ Detroit	W 101-81	8-3	Feb. 5	Philadelphia	W 100-67	36-13
Nov. 27	Chicago	L 82-96	8-4	Feb. 9	Washington	W 71-59	37-13
Nov. 30	New York	W 102-92	9-4	Feb. 12	Boston	W 88-70	38-13
Dec. 1	@ Indianapolis	L 68-86	9-5	Feb. 15	Rochester	W 92-70	39-13
Dec. 3	@ Chicago	W 91-80	10-5	Feb. 16	@ St. Louis	W 72-71	40-13
Dec. 4	Rochester	W 95-80	11-5	Feb. 17	Waterloo (@ St. Paul)	W 80-74	41-13
Dec. 7	Washington	W 93-76	12-5	Feb. 19	Chicago	W 96-83	42-13
Dec. 8	@ Fort Wayne	L 66-87	12-6	Feb. 22	St. Louis	W 100-57	43-13
Dec. 10	Detroit (@ Rochester)	W 89-76	13-6	Feb. 25	@ Rochester	L 64-66	43-14
Dec. 11	Philadelphia	W 90-81	14-6	Feb. 26	Tri-Cities	W 80-66	44-14
Dec. 14	@ New York	L 84-94	14-7	Feb. 28	Fort Wayne	W 71-65	45-14
Dec. 15	@ Baltimore	L 68-87	14-8	Mar. 2	@ Baltimore	W 88-68	46-14
Dec. 18	Boston	W 77-72	15-8	Mar. 3	@ Philadelphia	L 61-66	46-15
Dec. 20	@ Rochester	L 62-87	15-9	Mar. 4	@ New York	W 84-75	47-15
Dec. 21	@ Washington	W 75-61	16-9	Mar. 5	@ Syracuse	L 75-84	47-16
Dec. 22	@ Boston	L 69-87	16-10	Mar. 7	Sheboygan	W 90-73	48-16
Dec. 25	Fort Wayne	W 72-58	17-10	Mar. 8	Phil. (@ St. Paul)	W 68-65	49-16
Dec. 26	@ Tri-Cities	W 78-76	18-10	Mar. 12	New York	W 87-66	50-16
Dec. 28	Baltimore	W 88-77	19-10	Mar. 15	Baltimore	W 96-62	51-16
Dec. 31	@ Waterloo	W 86-68	20-10	Mar. 19	@ Fort Wayne	L 67-69	51-17
Jan. 1	Anderson	W 87-75	21-10				
Jan. 4	Fort Wayne	W 91-75	22-10				
Jan. 5	@ Sheboygan	L 82-85	22-11				
Jan. 8	Boston	W 85-80	23-11				
Jan. 11	Syracuse	W 98-88	24-11				
Jan. 12	@ St. Louis	W 89-73	25-11				
Jan. 14	@ Rochester	L 77-83	25-12				
Jan. 15	Rochester	W 85-73	26-12				

* Overtime games as available

1950-51 MINNEAPOLIS LAKERS



44-24 - 1ST IN WESTERN DIVISION

Head Coach: John Kundla
Players: Arnie Ferrin, Bud Grant, Bob Harrison, Joe Hutton, Tony Jaros, Slater Martin, George Mikan, Vern Mikkelsen, Kevin O'Shea, Jim Pollard, Ed Beach

1950-51 REGULAR SEASON STATISTICS / GAME-BY-GAME RESULTS

	G	FGM	FGA	PCT	FTM	FTA	PCT	REB	AST	PF	DQ	PTS	AVG
Mikan	68	678	1584	.428	576	717	.803	958	208	308	14	1932	28.4
Mikkelsen	64	359	893	.402	186	275	.676	655	181	260	13	904	14.1
Pollard	54	256	728	.352	117	156	.750	484	184	157	4	629	11.6
Martin	68	227	627	.362	121	177	.684	246	235	199	3	575	8.5
Harrison	68	150	432	.347	101	128	.789	172	195	218	5	401	5.9
Ferrin	68	119	373	.319	114	164	.695	271	107	220	8	352	5.2
O'Shea	63	87	267	.326	97	134	.724	125	100	99	1	271	4.3
Jaros	63	88	287	.307	65	103	.631	131	72	131	0	241	3.8
Grant	61	53	184	.288	52	83	.627	115	71	106	0	158	2.6
Hutton	60	59	180	.328	29	43	.647	102	53	89	1	147	2.5
Beach*	11	8	35	.229	6	9	.667	25	2	14	0	22	2.0

*Finished season with another team.

DATE	OPPONENT	BOX SCORE	W / L	DATE	OPPONENT	BOX SCORE	W / L
Nov. 1	@ Baltimore	L 71-81	0-1	Jan. 23	Baltimore (@ Johnstown)	W 89-79	27-15
Nov. 4	@ Washington	W 91-85	1-1	Jan. 18	@ New York	L 78-95	24-15
Nov. 5	@ Syracuse	L 87-90	1-2	Jan. 20	Fort Wayne (@ Milw.)	W 89-70	25-15
Nov. 9	@ Boston	L 71-76	1-3	Jan. 21	Tri-Cities	W 89-82	26-15
Nov. 12	Philadelphia	W 83-70	2-3	Jan. 25	@ Philadelphia	W 90-71	28-15
Nov. 15	Syracuse	W 72-71 (OT)	3-3	Jan. 28	Indianapolis	W 101-75	29-15
Nov. 16	@ New York	L 69-71	3-4	Jan. 31	Tri-Cities	W 106-78	30-15
Nov. 18	@ Rochester	W 86-77 (2OT)	4-4	Feb. 3	@ Indianapolis	W 89-84	31-15
Nov. 19	Rochester	W 90-77	5-4	Feb. 4	Boston	W 98-84	32-15
Nov. 22	Fort Wayne	L 18-19	5-5	Feb. 7	@ Fort Wayne	L 86-96	32-16
Nov. 23	@ Fort Wayne	L 63-73	5-6	Feb. 8	Rochester	W 69-58	33-16
Nov. 26	Baltimore	W 85-71	6-6	Feb. 11	Indianapolis	W 91-78	34-16
Nov. 29	Tri-Cities	W 85-66	7-6	Feb. 14	Baltimore	W 99-71	35-16
Dec. 1	@ Indianapolis	L 65-66	7-7	Feb. 16	@ Indianapolis	W 76-71	36-16
Dec. 3	Philadelphia	W 95-83	8-7	Feb. 17	@ Rochester	L 82-87	36-17
Dec. 6	New York	W 84-62	9-7	Feb. 18	@ Syracuse	L 80-91	36-18
Dec. 9	@ Tri-Cities	W 88-79	10-7	Feb. 21	Syracuse	W 82-76	37-18
Dec. 10	Tri-Cities	W 114-101	11-7	Feb. 24	Fort Wayne	W 95-78	38-18
Dec. 13	Rochester	L 72-82	11-8	Feb. 25	Indianapolis	L 73-75	38-19
Dec. 15	@ Indianapolis	W 82-71	12-8	Feb. 27	Tri-Cities (@ Milw.)	W 83-77	39-19
Dec. 16	@ Tri-Cities	W 86-71	13-8	Feb. 28	@ Fort Wayne	L 73-77	39-20
Dec. 17	Indianapolis	W 79-60	14-8	Mar. 1	@ Philadelphia	L 77-97	39-21
Dec. 19	@ Philadelphia	L 67-71	14-9	Mar. 3	@ Tri-Cities	W 99-88	40-21
Dec. 20	@ Baltimore	L 84-91	14-10	Mar. 4	@ Boston	L 86-92	40-22
Dec. 23	@ Boston	L 81-87	14-11	Mar. 6	@ Rochester	L 79-90	40-23
Dec. 25	Washington	W 93-79	15-11	Mar. 8	@ New York	L 94-97	40-24
Dec. 27	Baltimore	W 81-63	16-11	Mar. 11	Boston	W 98-96 (2OT)	41-24
Dec. 28	@ Rochester	L 67-75	16-12	Mar. 14	Syracuse	W 100-76	42-24
Dec. 31	Philadelphia	W 83-73	17-12	Mar. 17	@ Tri-Cities	W 92-91	43-24
Jan. 1	@ Fort Wayne	L 70-83	17-13	Mar. 18	New York	W 86-68	44-24
Jan. 3	Fort Wayne	W 86-64	18-13				
Jan. 4	@ Syracuse	W 80-77	19-13				
Jan. 5	Boston	W 69-54	20-13				
Jan. 7	Rochester	W 69-57	21-13				
Jan. 10	New York	W 70-65	22-13				
Jan. 11	@ Tri-Cities	W 113-109	23-13				
Jan. 14	Indianapolis	W 86-84	24-13				
Jan. 16	@ Indianapolis	L 68-82	24-14				



1951-52 MINNEAPOLIS LAKERS

40-26 - 2ND IN WESTERN DIVISION

Head Coach: John Kundla
Standing: Slater Martin, Joe Hutton, Frank Saul,
 Bob Harrison, Jim Pollard, Howie
 Schultz, Vern Mikkelsen, Lew Hitch,
 George Mikan
Not pictured: John Pilch, Whitey Skoog



NBA Champions

1951-52 REGULAR SEASON STATISTICS / GAME-BY-GAME RESULTS

	G	MIN	FGM	FGA	PCT	FTM	FTA	PCT	REB	AST	PF	DQ	PTS	AVG
Mikan	64	2572	545	1414	.385	433	555	.780	866	194	286	14	1523	23.8
Mikkelsen	66	2345	363	866	.419	283	372	.761	681	180	282	16	1009	15.3
Pollard	65	2545	411	1155	.356	183	260	.704	593	234	199	4	1005	15.5
Martin	66	2480	237	632	.375	142	190	.747	228	249	226	9	616	9.3
Sault†	25	759	72	185	.389	71	93	.763	-	68	66	-	215	8.6
Harrison	65	1712	156	487	.320	89	124	.718	160	188	203	9	401	6.2
Schultz	66	1301	89	315	.283	90	119	.756	246	102	197	13	268	4.1
Skoog	35	988	102	296	.345	30	38	.789	122	60	94	4	234	6.7
Hitch	61	849	77	215	.358	63	94	.670	243	50	89	3	217	3.6
Hutton	60	723	53	158	.335	49	70	.700	85	62	110	1	155	2.6
Pilch	9	41	1	10	.100	3	6	.500	9	2	10	0	5	0.6

†Totals with Lakers only.

DATE	OPPONENT	BOX SCORE	W / L	DATE	OPPONENT	BOX SCORE	W / L
Nov. 3	@ Rochester	W 93-74	1-0	Jan. 20	Rochester	W 91-81 (20T)	25-14
Nov. 4	@ Syracuse	L 67-98	1-1	Jan. 23	Syracuse	L 97-99 (OT)	25-15
Nov. 9	@ Philadelphia	L 86-98	1-2	Jan. 26	@ Milwaukee	W 57-56	26-15
Nov. 10	@ New York	W 89-73	2-2	Jan. 27	Milwaukee	W 91-62	27-15
Nov. 11	@ Boston	L 72-77	2-3	Jan. 30	New York	W 77-65	28-15
Nov. 12	@ Baltimore	W 90-80	3-3	Jan. 31	@ Fort Wayne	W 85-78	29-15
Nov. 13	@ Indianapolis	W 77-71	4-3	Feb. 1	@ Indianapolis	L 77-85	29-16
Nov. 17	Fort Wayne	W 68-64	5-3	Feb. 3	Rochester	W 77-75	30-16
Nov. 22	Rochester	W 70-65 (20T)	6-3	Feb. 7	Rochester	W 86-75	31-16
Nov. 24	@ Milwaukee	W 72-59	7-3	Feb. 9	Fort Wayne	L 67-70	31-17
Nov. 25	Indianapolis	W 82-73	8-3	Feb. 10	@ Milwaukee	L 69-70 (20T)	31-18
Nov. 28	Boston	W 90-76	9-3	Feb. 14	Milw. (@ Grand Forks)	W 109-74	32-18
Dec. 1	Fort Wayne	W 89-69	10-3	Feb. 16	Boston (@ St. Paul)	L 75-77	32-19
Dec. 2	@ Fort Wayne	L 61-63	10-4	Feb. 17	@ Fort Wayne	L 87-99	32-20
Dec. 5	Syracuse	L 81-83 (OT)	10-5	Feb. 19	@ New York	L 96-98	32-21
Dec. 8	Baltimore (@ St. Paul)	W 85-64	11-5	Feb. 20	@ Baltimore	W 93-78	33-21
Dec. 9	Indianapolis	L 78-85	11-6	Feb. 21	@ Syracuse	L 80-88	33-22
Dec. 11	@ Indianapolis	L 69-85	11-7	Feb. 23	@ Rochester	W 83-73	34-22
Dec. 12	Baltimore	W 99-79	12-7	Feb. 24	@ Fort Wayne	L 70-83	34-23
Dec. 16	Milwaukee	W 99-52	13-7	Feb. 25	Philadelphia	W 108-95	35-23
Dec. 18	@ New York	L 67-69	13-8	Mar. 1	Indianapolis (@ St. Paul)	W 98-88	36-23
Dec. 21	@ Philadelphia	L 103-105	13-9	Mar. 2	@ Milwaukee	W 96-85	37-23
Dec. 22	@ Baltimore	W 96-90 (30T)	14-9	Mar. 4	@ Philadelphia	L 81-83	37-24
Dec. 23	@ Fort Wayne	L 79-81	14-10	Mar. 5	@ Boston	L 74-82	37-25
Dec. 25	Boston	W 100-93	15-10	Mar. 8	@ Rochester	L 92-94 (OT)	37-26
Dec. 30	Philadelphia	W 93-64	16-10	Mar. 9	Rochester	W 96-90	38-26
Jan. 1	Syracuse	W 82-80	17-10	Mar. 12	New York	W 85-83	39-26
Jan. 4	Fort Wayne (@ St. Paul)	W 79-64	18-10	Mar. 16	Baltimore	W 126-82	40-26
Jan. 5	Indianapolis (@ Hibbing)	W 86-65	19-10				
Jan. 6	New York	W 107-92	20-10				
Jan. 8	@ Indianapolis	L 75-82	20-11				
Jan. 9	Indianapolis	W 91-74	21-11				
Jan. 11	@ Milwaukee	W 75-63	22-11				
Jan. 12	Milwaukee (@ KC, MO)	W 96-84	23-11				
Jan. 13	Philadelphia	L 81-88	23-12				
Jan. 16	@ Boston	W 108-94	24-12				
Jan. 17	@ Syracuse	L 105-110 (30T)	24-13				
Jan. 19	@ Rochester	L 85-96	24-14				

1952-53 MINNEAPOLIS LAKERS



48-22- 1ST IN WESTERN DIVISION

Head Coach: John Kundla
Standing: Slater Martin, Frank Saul, Jim Holstein, Vern Mikkelsen, Lew Hitch, George Mikan, Jim Pollard, Bob Harrison, Whitey Skoog
Not pictured: Howie Schultz

NBA Champions

1952-53 REGULAR SEASON STATISTICS / GAME-BY-GAME RESULTS

	G	MIN	FGM	FGA	PCT	FTM	FTA	PCT	REB	AST	PF	DQ	PTS	AVG
Mikan	70	2651	500	1252	.399	442	567	.780	1007	201	290	12	1442	20.6
Mikkelsen	70	2465	378	868	.435	291	387	.752	654	148	289	14	1047	15.0
Pollard	66	2403	333	933	.357	193	251	.769	452	231	194	3	859	13.0
Martin	70	2556	260	634	.410	224	287	.780	186	250	246	4	744	10.6
Saul	70	1796	187	471	.397	142	200	.710	141	110	174	3	516	7.4
Harrison	70	1643	195	518	.376	107	165	.648	153	160	264	16	497	7.1
Holstein	66	989	98	274	.358	70	105	.667	173	74	128	1	266	4.0
Hitch	70	1027	89	255	.349	83	136	.610	275	66	122	2	261	3.7
Skoog	68	996	102	264	.386	46	61	.754	121	82	137	2	250	3.7
Schultz	40	474	24	90	.267	43	62	.694	80	29	73	1	91	2.3

DATE	OPPONENT	BOX SCORE	W / L	DATE	OPPONENT	BOX SCORE	W / L
Nov. 1	Boston	W 94-91	1-0	Jan. 17	@ Rochester	L 101-109	29-10
Nov. 2	@ Fort Wayne	W 81-69	2-0	Jan. 18	Milwaukee	L 70-83	29-11
Nov. 5	@ Baltimore	W 97-75	3-0	Jan. 23	@ Milwaukee (@ Ind.)	L 65-67	29-12
Nov. 8	@ Philadelphia	W 93-71	4-0	Jan. 25	Boston	W 87-82	30-12
Nov. 9	@ Syracuse	L 89-96	4-1	Jan. 27	Ft. Wayne (@ Grand Forks)	W 96-76	31-12
Nov. 11	@ Boston	W 101-92	5-1	Jan. 29	Syracuse	L 65-83	31-13
Nov. 13	@ New York	L 91-100	5-2	Jan. 31	Fort Wayne	W 87-80	32-13
Nov. 15	@ Rochester	L 89-97	5-3	Feb. 1	@ Fort Wayne	W 92-76	33-13
Nov. 16	Milwaukee	W 87-51	6-3	Feb. 3	@ Indianapolis	L 93-96 (3OT)	33-14
Nov. 20	@ Fort Wayne	W 89-81	7-3	Feb. 5	New York	W 81-73	34-14
Nov. 22	Fort Wayne	W 96-89	8-3	Feb. 7	@ Rochester	L 72-87	34-15
Nov. 23	@ Milwaukee	W 62-46	9-3	Feb. 8	Indianapolis	W 71-67	35-15
Nov. 27	Indianapolis	W 90-69	10-3	Feb. 12	Syracuse	W 91-81	36-15
Nov. 28	@ Indianapolis	W 97-82	11-3	Feb. 14	Philadelphia	W 92-84	37-15
Nov. 29	@ Rochester	L 71-83	11-4	Feb. 15	@ Milwaukee	W 80-71	38-15
Nov. 30	Philadelphia	W 91-66	12-4	Feb. 17	Baltimore (@ St. Paul)	L 70-74	38-16
Dec. 1	Baltimore (@ St. Paul)	W 89-67	13-4	Feb. 19	Rochester	W 107-87	39-16
Dec. 3	@ Boston	W 106-102	14-4	Feb. 21	Fort Wayne	W 85-75	40-16
Dec. 4	@ New York	W 81-71	15-4	Feb. 22	@ Fort Wayne	L 78-90	40-17
Dec. 6	New York	W 85-78	16-4	Feb. 24	@ New York	L 63-79	40-18
Dec. 8	@ Indianapolis (@ Milw.)	L 76-81	16-5	Feb. 25	@ Baltimore	W 85-72	41-18
Dec. 11	Syracuse	W 82-79	17-5	Feb. 26	@ Philadelphia	W 85-73	42-18
Dec. 14	Rochester	W 95-77	18-5	Feb. 27	Philadelphia (@ Clev.)	W 98-75	43-18
Dec. 19	@ Indianapolis	W 87-69	19-5	Mar. 1	Philadelphia (@ St. Paul)	W 102-80	44-18
Dec. 20	@ Milwaukee	L 75-86	19-6	Mar. 3	Fort Wayne (@ Milw.)	W 86-68	45-18
Dec. 25	Indianapolis	W 90-73	20-6	Mar. 5	@ Syracuse	L 81-94	45-19
Dec. 27	Boston	W 94-71	21-6	Mar. 6	@ Boston	L 85-100	45-20
Dec. 28	Milwaukee	W 86-77	22-6	Mar. 7	@ Rochester	L 82-84	45-21
Dec. 30	@ Indianapolis	L 69-74	22-7	Mar. 8	Milwaukee	W 100-73	46-21
Dec. 31	Baltimore	L 82-56	23-7	Mar. 9	@ Ind. (@ Moorhead)	L 83-95	46-22
Jan. 2	Milwaukee (@ Chi.)	W 74-66	24-7	Mar. 12	Rochester	W 89-77	47-22
Jan. 3	Milwaukee (@ Hibbing)	W 79-75	25-7	Mar. 17	@ Indianapolis	W 73-71	48-22
Jan. 4	Rochester	W 83-80 (OT)	26-7				
Jan. 6	@ Rochester (@ Milw.)	L 69-85	26-8				
Jan. 8	@ Syracuse	L 67-75	26-9				
Jan. 10	Fort Wayne (@ St. Paul)	W 84-79	27-9				
Jan. 11	New York	W 85-79	28-9				
Jan. 14	@ Baltimore	W 112-104 (2OT)	29-9				



46-26 - 1ST IN WESTERN DIVISION

Head Coach: John Kundla
 Standing: Slater Martin, Frank Saul, Jim Holstein, Jim Pollard, Clyde Lovellette, George Mikan, Vern Mikkelsen, Dick Schnittker, Whitey Skoog
 Not pictured: James Fritsche, Bob Harrison



NBA Champions

1953-54 REGULAR SEASON STATISTICS / GAME-BY-GAME RESULTS

	G	MIN	FGM	FGA	PCT	FTM	FTA	PCT	REB	AST	PF	DQ	PTS	AVG
Mikan	72	2362	441	1160	.380	424	546	.777	1028	174	268	4	1306	18.1
Pollard	71	2483	326	882	.370	179	230	.778	500	214	161	0	831	11.7
Mikkelsen	72	2247	288	771	.374	221	298	.742	615	119	264	7	797	11.1
Martin	69	2472	254	654	.388	176	243	.724	166	253	198	3	684	9.9
Lovellette	72	1255	237	560	.423	114	164	.695	419	51	210	2	588	8.2
Skoog	71	1877	212	530	.400	72	97	.742	224	179	234	5	496	7.0
Saul	71	1805	162	467	.347	128	170	.753	159	139	149	3	452	6.4
Harrison*	64	1443	144	449	.321	94	158	.595	130	139	218	-	382	6.0
Schnittker	71	1040	122	307	.397	86	132	.652	178	59	178	3	330	4.6
Fritsche**	68	1221	116	379	.306	49	68	.721	217	73	103	0	281	4.1
Holstein	70	1155	88	288	.306	64	112	.571	204	79	140	0	240	3.4

*Harrison - Played with Minneapolis, Milwaukee (totals w/ both teams); **Fritsche - Played with Minneapolis, Baltimore (totals w/ both teams).

DATE	OPPONENT	BOX SCORE	W / L
Oct. 30	@ Milwaukee	L 59-69	0-1
Oct. 31	@ New York	L 67-91	0-2
Nov. 1	@ Boston	W 84-79	1-2
Nov. 4	@ Baltimore	W 77-75	2-2
Nov. 5	@ Syracuse	W 77-65	3-2
Nov. 7	New York	W 70-62	4-2
Nov. 10	@ Ft. Wayne (@ Milw.)	L 62-78	4-3
Nov. 13	@ Milwaukee	W 92-84	5-3
Nov. 14	@ Rochester	L 91-98 (3OT)	5-4
Nov. 15	Boston at NYC	W 89-74	6-4
Nov. 17	Fort Wayne (@ Buffalo)	W 83-66	7-4
Nov. 19	@ Philadelphia	W 107-79	8-4
Nov. 21	Rochester	W 76-70	9-4
Nov. 22	Milwaukee (@ Ft. Wayne)	W 57-55	10-4
Nov. 26	Philadelphia	W 88-80	11-4
Nov. 29	Boston	W 95-82	12-4
Dec. 3	Syracuse (@ Moorhead)	W 87-74	13-4
Dec. 5	Syracuse	W 90-80	14-4
Dec. 12	New York	W 71-67	15-4
Dec. 13	@ Roch. (@ Ft. Wayne)	L 70-87	15-5
Dec. 15	@ New York	L 79-80	15-6
Dec. 16	Milwaukee (@ Boston)	W 69-63	16-6
Dec. 17	@ Baltimore	L 64-75	16-7
Dec. 19	@ Rochester	W 91-78	17-7
Dec. 20	@ Syracuse	L 76-81	17-8
Dec. 25	Baltimore (@ St. Paul)	L 78-88	17-9
Dec. 26	Fort Wayne	W 77-71	18-9
Dec. 27	@ Fort Wayne	W 79-75	19-9
Dec. 30	Fort Wayne	L 80-97	19-10
Jan. 2	New York	W 78-74	20-10
Jan. 4	@ Rochester (@ Chicago)	L 84-85	20-11
Jan. 7	Rochester	W 89-71	21-11
Jan. 9	@ Milwaukee	W 78-67	22-11
Jan. 10	Boston	W 99-85	23-11
Jan. 13	@ Boston	L 84-88	23-12
Jan. 14	@ Syracuse	L 71-96	23-13
Jan. 16	Milwaukee	L 58-64	23-14
Jan. 17	@ Fort Wayne	L 83-86	23-15

DATE	OPPONENT	BOX SCORE	W / L
Jan. 18	Milwaukee (@ KC, MO)	W 91-72	24-15
Jan. 23	Fort Wayne	W 75-72	25-15
Jan. 26	@ Milwaukee	W 84-69	26-15
Jan. 27	Baltimore	W 76-73	27-15
Jan. 28	Baltimore (@ Grand Forks)	W 104-82	28-15
Jan. 30	Milwaukee	W 80-64	29-15
Jan. 31	Boston	W 82-67	30-15
Feb. 2	@ Rochester	W 87-78	31-15
Feb. 3	New York (@ Boston)	W 91-79	32-15
Feb. 4	@ Baltimore	W 82-70	33-15
Feb. 6	Philadelphia	W 97-94	34-15
Feb. 7	@ Fort Wayne	L 83-90	34-16
Feb. 8	Philadelphia (@ Spencer)	W 106-91	35-16
Feb. 9	Philadelphia (@ Huron)	W 70-67	36-16
Feb. 11	Baltimore	W 110-82	37-16
Feb. 12	@ Milwaukee (@ Toledo)	L 62-71	37-17
Feb. 13	Phil. (@ Grand Rapids)	W 86-77	38-17
Feb. 14	Rochester	W 105-77	39-17
Feb. 16	Rochester (@ Hibbing)	W 85-79	40-17
Feb. 18	Boston	L 92-105	40-18
Feb. 20	Syracuse	W 83-68	41-18
Feb. 21	@ Syracuse	L 73-100	41-19
Feb. 22	@ Phil. (@ New Haven)	L 72-79	41-20
Feb. 23	@ New York	W 100-82	42-20
Feb. 25	@ Philadelphia	L 72-81	42-21
Feb. 27	@ Baltimore	W 95-85	43-21
Feb. 28	@ Fort Wayne	L 77-94	43-22
Mar. 2	Syracuse (@ St. Paul)	W 91-87	44-22
Mar. 5	@ Boston	L 106-128	44-23
Mar. 6	@ Rochester	L 59-74	44-24
Mar. 7	Milwaukee	W 65-63	45-24
Mar. 9	@ Rochester (@ Ind.)	L 61-70	45-25
Mar. 10	New York	L 76-85	45-26
Mar. 13	Fort Wayne	W 93-66	46-26

*Overtime games as available

1954-55 MINNEAPOLIS LAKERS



40-32 - 2ND IN WESTERN DIVISION

Head Coach: John Kundla
Players: Robert Carney, Lew Hitch, Jim Holstein, Ed Kalafat, Clyde Lovellette, Slater Martin, Vern Mikkelsen, Jim Pollard, Dick Schnittker, Whitey Skoog, Don Sunderlage, Bobby Watson

1954-55 REGULAR SEASON STATISTICS / GAME-BY-GAME RESULTS

	G	MIN	FGM	FGA	PCT	FTM	FTA	PCT	REB	AST	PF	DQ	PTS	AVG
Mikkelsen	71	2559	440	1043	.422	447	598	.747	722	145	319	14	1327	18.7
Lovellette	70	2361	519	1192	.435	273	398	.686	802	100	262	6	1311	18.7
Martin	72	2784	350	919	.381	276	359	.769	260	427	221	7	976	13.6
Skoog	72	2365	330	836	.395	125	155	.806	303	251	265	10	785	10.9
Schnittker	72	1798	226	583	.388	298	362	.823	349	114	231	7	750	10.4
Pollard	63	1960	265	749	.354	151	186	.812	458	160	147	3	681	10.8
Hitch*	74	1774	167	417	.400	115	169	.680	438	125	110	0	449	6.1
Kalafat	72	1102	118	375	.315	111	168	.661	317	75	205	9	347	4.8
Holstein	62	980	107	330	.324	67	94	.713	206	58	107	0	281	4.5
Watson**	63	702	72	223	.323	31	45	.689	87	79	67	0	175	2.8
Sunderlage	45	404	33	133	.248	48	73	.658	56	37	57	0	114	2.5
Carney	19	244	24	64	.375	21	40	.525	45	16	36	0	69	3.6

*Hitch - Played with Milwaukee, Minneapolis (totals w/ both teams). **Watson - Played with Minneapolis, Milwaukee (totals w/ both teams).

DATE	OPPONENT	BOX SCORE	W / L	DATE	OPPONENT	BOX SCORE	W / L
Oct. 30	@ New York	L 83-94	0-1	Jan. 16	Philadelphia	W 106-98	20-19
Oct. 31	@ Syracuse	W 97-94	1-1	Jan. 19	Milw. (@ New Orleans)	W 95-81	21-19
Nov. 6	Milwaukee (@ Buffalo)	W 79-67	2-1	Jan. 20	Milw. (@ Shreveport)	W 97-90	22-19
Nov. 7	New York	L 93-103 (OT)	2-2	Jan. 21	Milw. (@ Baton Rouge)	W 100-92	23-19
Nov. 14	Syracuse	W 99-92	3-2	Jan. 23	Milwaukee	W 82-79	24-19
Nov. 25	Rochester	W 95-84	4-2	Jan. 27	@ Milwaukee (@ Huron)	L 79-85	24-20
Nov. 27	@ Fort Wayne	L 81-97	4-3	Jan. 29	Fort Wayne	W 100-91	25-20
Nov. 28	Boston	W 115-108	5-3	Jan. 30	@ Fort Wayne	L 92-99	25-21
Nov. 30	@ Ft. Wayne (@ NYC)	L 90-92	5-4	Feb. 2	New York (@ St. Paul)	W 96-81	26-21
Dec. 1	@ Philadelphia	W 91-88	6-4	Feb. 3	New York	W 90-83	27-21
Dec. 2	@ Milw. (@ Ft. Wayne)	L 108-117	6-5	Feb. 5	Milwaukee (@ Waterloo)	W 103-87	28-21
Dec. 4	@ Milwaukee	L 88-95	6-6	Feb. 6	Milwaukee	L 99-101	28-22
Dec. 5	Milwaukee	W 104-102 (OT)	7-6	Feb. 8	@ New York	L 95-98	28-23
Dec. 7	@ New York	L 89-97	7-7	Feb. 9	@ New York (@ Boston)	L 112-118	28-24
Dec. 8	@ Boston	W 101-99	8-7	Feb. 10	@ Syracuse	L 81-85	28-25
Dec. 11	@ Rochester	W 91-83	9-7	Feb. 12	@ Rochester	W 96-95	29-25
Dec. 12	New York	W 80-73	10-7	Feb. 13	Philadelphia	W 103-93	30-25
Dec. 14	@ Boston (@ NYC)	L 108-115	10-8	Feb. 19	Fort Wayne	W 98-92	31-25
Dec. 15	@ Rochester (@ Buffalo)	L 97-99 (OT)	10-9	Feb. 20	Rochester	W 105-92	32-25
Dec. 18	Syracuse	W 86-83	11-9	Feb. 21	Rochester (@ Spencer)	W 112-110	33-25
Dec. 19	@ Syracuse	L 93-108	11-10	Feb. 23	@ Ft. Wayne (@ St. Louis)	L 97-120	33-26
Dec. 25	Philadelphia	W 99-91	12-10	Feb. 24	Boston	W 112-98	34-26
Dec. 26	Boston	W 87-82	13-10	Feb. 25	@ Boston (@ Moorhead)	L 104-107	34-27
Dec. 29	@ Boston (@ Hibbing)	W 129-118 (OT)	14-10	Feb. 26	Fort Wayne	L 89-90	34-28
Dec. 30	@ Fort Wayne (@ Minot)	L 76-93	14-11	Feb. 27	Rochester	W 93-84	35-28
Dec. 31	@ Fort Wayne	W 103-91	15-11	Feb. 28	Fort Wayne (@ St. Paul)	L 88-90	35-29
Jan. 2	Rochester	L 100-102	15-12	Mar. 3	@ Roch. (@ Ft. Wayne)	L 76-83	35-30
Jan. 3	Philadelphia (@ Chi.)	W 76-74	16-12	Mar. 4	@ Boston	W 121-106	36-30
Jan. 4	@ Fort Wayne (@ Elkhart)	L 92-93	16-13	Mar. 5	@ Rochester	W 107-104 (OT)	37-30
Jan. 5	@ Philadelphia	L 85-106	16-14	Mar. 6	Milwaukee	L 98-100	37-31
Jan. 6	@ Syracuse	W 117-106	17-14	Mar. 7	New York (@ Boston)	W 97-96	38-31
Jan. 8	Syracuse	L 97-100	17-15	Mar. 9	@ Philadelphia	L 89-102	38-32
Jan. 9	@ Fort Wayne	L 86-89	17-16	Mar. 10	@ Syracuse (@ NYC)	W 96-93	39-32
Jan. 11	Syracuse	W 93-82	18-16	Mar. 12	Phila. (@ Des Moines)	W 86-78	40-32
Jan. 12	@ Rochester	W 102-88	19-16				
Jan. 13	@ Philadelphia	L 96-102 (OT)	19-17				
Jan. 14	@ Boston	L 95-100	19-18				
Jan. 15	@ Rochester	L 90-93	19-19				

*Overtime games as available



33-39 - 3RD IN WESTERN DIVISION

Head Coach: John Kundla
 Asst. Coach: Dave MacMillan
 Players: Ron Feireisel, Dick Garmaker,
 Lew Hitch, Johnny Horan, Ed Kalafat,
 Clyde Lovellette, Slater Martin,
 Charles Mencil, George Mikan, Vern
 Mikkelsen, Dick Schnittker, Whitey
 Skoog, Bob Williams[^]



1955-56 REGULAR SEASON STATISTICS / GAME-BY-GAME RESULTS

	G	MIN	FGM	FGA	PCT	FTM	FTA	PCT	REB	AST	PF	DQ	PTS	AVG
Lovellette	71	2518	594	1370	.434	338	469	.721	992	164	245	5	1526	21.5
Mikkelsen	72	2100	317	821	.386	328	408	.804	608	173	319	17	962	13.4
Martin	72	2838	309	863	.358	329	395	.833	260	445	202	2	947	13.2
Skoog	72	2311	340	854	.398	155	193	.803	291	255	232	5	835	11.6
Schnittker	72	1930	254	647	.393	304	355	.856	296	142	253	4	812	11.3
Kalafat	72	1639	194	540	.359	186	252	.738	440	130	236	2	574	8.0
Mikan	37	765	148	375	.395	94	122	.770	308	53	153	6	390	10.5
Garmaker	68	870	138	373	.370	112	139	.806	132	104	127	0	388	5.7
Mencil	69	973	120	375	.320	78	96	.813	110	132	74	1	318	4.6
Hitch	69	1129	94	235	.400	100	132	.758	283	77	85	0	288	4.2
Williams [^]	20	173	21	46	.457	24	45	.533	54	7	36	1	66	3.3
Feireiseil	10	59	8	28	.286	14	16	.875	6	6	9	0	30	3.0
Horan†	12	50	4	16	.250	4	5	.800	6	1	7	0	12	1.0


†Totals with Lakers only.

DATE	OPPONENT	BOX SCORE	W / L	DATE	OPPONENT	BOX SCORE	W / L
Nov. 5	@ St. Louis	L 89-101	0-1	Jan. 18	Philadelphia (@ St. Paul)	W 105-94	17-22
Nov. 6	@ Fort Wayne	W 96-95	1-1	Jan. 19	@ Syracuse	L 100-122	17-23
Nov. 9	@ Philadelphia	L 106-117	1-2	Jan. 20	@ New York (@ Boston)	L 109-122	17-24
Nov. 10	@ New York	L 105-112	1-3	Jan. 21	@ New York	W 109-89	18-24
Nov. 11	@ Boston	L 75-119	1-4	Jan. 22	New York	L 95-100	18-25
Nov. 12	@ Phila. (@ Hershey)	L 89-100	1-5	Jan. 25	New York	W 104-95	19-25
Nov. 16	@ Syracuse	L 91-105	1-6	Jan. 28	Philadelphia	L 85-108	19-26
Nov. 19	@ Rochester	W 91-90	2-6	Jan. 29	St. Louis	L 107-114	19-27
Nov. 20	Rochester	L 96-104	2-7	Jan. 31	Rochester (@ St. Louis)	W 92-86	20-27
Nov. 24	St. Louis	W 107-99	3-7	Feb. 1	Boston	W 107-106	21-27
Nov. 26	@ St. Louis	L 95-104	3-8	Feb. 2	@ Boston (@ St. Louis)	L 101-102	21-28
Nov. 27	Philadelphia	W 99-94	4-8	Feb. 5	Rochester	L 109-121	21-29
Nov. 30	@ St. Louis (@ Roch.)	L 97-99	4-9	Feb. 8	Fort Wayne	W 106-82	22-29
Dec. 1	New York (@ Phila.)	W 97-90	5-9	Feb. 11	Philadelphia	L 102-117	22-30
Dec. 3	@ Syracuse	L 103-114	5-10	Feb. 12	@ Fort Wayne	L 78-82	22-31
Dec. 4	Syracuse	L 96-102	5-11	Feb. 14	Rochester (@ St. Louis)	W 110-79	23-31
Dec. 6	@ Philadelphia (@ NYC)	L 103-116	5-12	Feb. 15	New York (@ St. Paul)	W 113-102	24-31
Dec. 7	@ Rochester	L 79-92	5-13	Feb. 17	@ Philadelphia	L 111-134	24-32
Dec. 10	@ Boston	L 102-118	5-14	Feb. 18	@ Rochester	W 119-99	25-32
Dec. 13	@ New York	L 91-98	5-15	Feb. 19	Rochester	W 100-93	26-32
Dec. 14	Fort Wayne (@ Boston)	W 98-85	6-15	Feb. 22	Boston	L 90-93	26-33
Dec. 15	@ Syracuse	W 135-133 (3OT)	7-15	Feb. 26	Fort Wayne	L 90-95	26-34
Dec. 17	Rochester	W 94-92	8-15	Feb. 29	Syracuse (@ St. Paul)	W 98-94	27-34
Dec. 18	@ Fort Wayne	L 86-96	8-16	Mar. 1	@ Philadelphia	W 102-100	28-34
Dec. 20	@ Boston (@ NYC)	L 104-111	8-17	Mar. 2	@ Boston	L 113-119	28-35
Dec. 25	Boston	L 112-115	8-18	Mar. 3	@ Rochester	L 90-94	28-36
Dec. 28	St. Louis	L 90-111	8-19	Mar. 4	St. Louis	W 113-84	29-36
Dec. 29	St. Louis (@ Ft. Wayne)	W 74-71	9-19	Mar. 7	Fort Wayne	W 98-95	30-36
Jan. 1	Syracuse	L 80-85	9-20	Mar. 8	@ Fort Wayne	L 82-100	30-37
Jan. 2	Fort Wayne (@ St. Louis)	W 95-89	10-20	Mar. 9	@ St. Louis	L 102-103	30-38
Jan. 4	St. Louis (@ St. Paul)	W 94-76	11-20	Mar. 10	@ St. Louis	L 97-105	30-39
Jan. 7	@ Rochester	L 98-103	11-21	Mar. 11	Rochester	W 126-98	31-39
Jan. 8	Syracuse	W 99-91	12-21	Mar. 13	New York (@ Moorhead)	W 102-89	32-39
Jan. 10	Syracuse (@ Ft. Wayne)	W 90-79	13-21	Mar. 14	Fort Wayne	W 100-96	33-39
Jan. 11	Boston (@ St. Paul)	W 114-110	14-21				
Jan. 14	Fort Wayne	W 117-94	15-21				
Jan. 15	@ Fort Wayne	L 99-104	15-22				
Jan. 17	St. Louis (@ KC, MO)	W 97-86	16-22				

*Overtime games as available;

[^] First African-American player in Lakers History

1956-57 MINNEAPOLIS LAKERS



34-38 - 2ND IN WESTERN DIVISION

Head Coach: John Kundla
Asst. Coach: Dave MacMillan
Players: Walter Dukes, Dick Garmaker, Ed Kalafat, Bob Leonard, Clyde Lovellette, Charles Mencil, Vern Mikkelsen, Jim Paxson, Dick Schnittker, Whitey Skoog, ^Bob Williams

1956-57 REGULAR SEASON STATISTICS / GAME-BY-GAME RESULTS

	G	MIN	FGM	FGA	PCT	FTM	FTA	PCT	REB	AST	PF	DQ	PTS	AVG
Lovellette	69	2492	574	1348	.426	286	399	.717	932	139	251	4	1434	20.8
Garmaker	72	2406	406	1015	.400	365	435	.839	336	190	199	1	1177	16.3
Mikkelsen	72	2198	322	854	.377	342	424	.807	630	121	312	18	986	13.7
Leonard	72	1943	303	867	.349	186	241	.772	220	169	140	0	792	11.0
Dukes	71	1866	228	626	.364	264	383	.689	794	54	273	10	720	10.1
Mencil	72	1848	243	688	.353	179	240	.746	237	201	95	0	665	9.2
Kalafat	65	1617	178	507	.351	197	298	.661	425	105	243	9	553	8.5
Paxson	71	1274	138	485	.285	170	236	.720	266	86	163	3	446	6.3
Schnittker	70	997	113	351	.322	160	193	.829	185	52	144	3	386	5.5
Skoog	23	656	78	220	.355	44	47	.936	72	76	65	1	200	8.7
Williams	4	20	1	4	.250	2	3	.667	5	0	2	0	4	1.0

DATE	OPPONENT	BOX SCORE	W / L	DATE	OPPONENT	BOX SCORE	W / L
Oct. 27	@ St. Louis	L 75-97	0-1	Jan. 13	Boston	W 104-87	18-21
Oct. 28	@ Fort Wayne	L 88-94	0-2	Jan. 17	@ New York (@ LaCrosse)	L 93-94	18-22
Nov. 1	Rochester (@ Johnstown)	W 97-88	1-2	Jan. 20	Rochester	W 114-107	19-22
Nov. 3	@ Rochester	W 95-85	2-2	Jan. 23	Rochester (@ Louisville)	W 107-99	20-22
Nov. 4	Rochester	W 88-87	3-2	Jan. 25	@ Boston	L 106-115	20-23
Nov. 10	@ Boston	L 110-117	3-3	Jan. 26	@ New York	L 107-122	20-24
Nov. 11	@ Rochester (@ NYC)	L 82-94	3-4	Jan. 27	@ Syracuse	L 93-94	20-25
Nov. 14	Boston (@ Rochester)	W 113-97	4-4	Jan. 28	@ Syracuse (@ Boston)	L 96-112	20-26
Nov. 15	@ Syracuse	W 103-96	5-4	Jan. 29	@ Boston (@ NYC)	L 91-103	20-27
Nov. 16	@ Philadelphia	L 97-123	5-5	Jan. 31	Fort Wayne	L 107-111	20-28
Nov. 18	Fort Wayne	L 107-111	5-6	Feb. 2	St. Louis	L 97-106	20-29
Nov. 22	Syracuse	W 111-78	6-6	Feb. 3	@ St. Louis	L 85-102	20-30
Nov. 24	@ St. Louis	W 104-102 (OT)	7-6	Feb. 6	Philadelphia	W 101-100	21-30
Nov. 25	St. Louis	L 94-95	7-7	Feb. 9	Fort Wayne	W 99-92	22-30
Nov. 27	Philadelphia (@ St. Louis)	W 113-98	8-7	Feb. 10	@ Fort Wayne	L 100-113	22-31
Nov. 28	@ Boston (@ Louisville)	L 93-105	8-8	Feb. 12	@ St. Louis (@ KC, MO)	W 110-105	23-31
Dec. 1	@ Rochester	L 83-95	8-9	Feb. 13	Boston	W 115-114	24-31
Dec. 2	Philadelphia	W 106-96	9-9	Feb. 14	New York (@ Ft. Wayne)	W 99-97	25-31
Dec. 4	@ New York	L 88-101	9-10	Feb. 15	@ Phila. (@ Camden)	L 104-105	25-32
Dec. 6	St. Louis (@ Phila.)	W 103-96	10-10	Feb. 16	@ New York	L 112-120	25-33
Dec. 7	@ Boston	L 114-121	10-11	Feb. 17	St. Louis	L 115-118 (OT)	25-34
Dec. 9	New York	L 91-100	10-12	Feb. 20	Rochester	W 111-103	26-34
Dec. 11	@ Philadelphia	L 111-114	10-13	Feb. 23	Syracuse	L 101-103	26-35
Dec. 12	New York (@ Boston)	W 121-103	11-13	Feb. 24	Fort Wayne	W 123-115	27-35
Dec. 16	Rochester	W 101-97	12-13	Feb. 25	@ St. Louis (@ Ft. Wayne)	L 94-110	27-36
Dec. 20	Roch. (@ Saratoga Sp.)	W 105-103	13-13	Feb. 26	@ Syracuse	L 108-120	27-37
Dec. 22	@ Rochester	L 101-115	13-14	Feb. 28	@ Philadelphia	L 112-129	27-38
Dec. 23	@ Syracuse	L 97-107	13-15	Mar. 1	Rochester (@ Boston)	W 125-117	28-38
Dec. 25	Fort Wayne (@ Roch.)	W 100-89	14-15	Mar. 3	New York	W 119-108	29-38
Dec. 27	@ Fort Wayne	L 93-120	14-16	Mar. 7	Boston	W 109-104	30-38
Dec. 29	St. Louis	L 92-95	14-17	Mar. 8	@ Fort Wayne	W 101-97	31-38
Dec. 30	@ St. Louis	L 93-100	14-18	Mar. 10	St. Louis	W 117-104	32-38
Jan. 3	@ Fort Wayne	L 102-104	14-19	Mar. 12	Philadelphia (@ St. Paul)	W 100-94	33-38
Jan. 6	New York	L 101-111	14-20	Mar. 13	Philadelphia	W 114-97	34-38
Jan. 8	@ Ft. Wayne (@ Winnipeg)	L 86-87	14-21				
Jan. 9	Syracuse (@ Moorhead)	W 93-86	15-21				
Jan. 10	@ Syracuse	W 118-110	16-21				
Jan. 12	Fort Wayne (@ St. Louis)	W 105-87	17-21				


*Overtime games as available;
^First African-American player in Lakers History



19-53 - 4TH IN WESTERN DIVISION

Head Coach: George Mikan, John Kundla

Players: George Brown, Bob Burrow, Walter Devlin, Bo Erias, Ed Fleming, Larry Foust, Dick Garmaker, Rod Hundley, McCoy Ingram, Jim Krebs, Bob Leonard, Vern Mikkelsen, Dick Schnittker, Frank Selvy, Art Spoelstra



1957-58 REGULAR SEASON STATISTICS / GAME-BY-GAME RESULTS

	G	MIN	FGM	FGA	PCT	FTM	FTA	PCT	REB	AST	PF	DQ	PTS	AVG
Mikkelsen	72	2390	439	1070	.410	370	471	.786	805	166	299	20	1248	17.3
Foust	72	2200	391	982	.398	428	566	.756	876	108	299	11	1210	16.8
Garmaker	68	2216	390	988	.395	314	411	.764	365	183	190	2	1094	16.1
Leonard	66	2074	266	794	.335	205	268	.765	237	218	145	0	737	11.2
Fleming	72	1686	226	655	.345	181	255	.710	492	139	222	5	633	8.8
Krebs	68	1259	199	527	.378	135	176	.767	502	27	182	4	533	7.8
Devlin	70	1248	170	489	.348	133	172	.773	132	167	104	1	473	6.8
Schnittker	50	979	128	357	.359	201	237	.848	211	71	126	5	457	9.1
Hundley	65	1154	174	548	.318	104	162	.642	186	121	99	0	452	7.0
Spoelstra*	50	1098	141	353	.399	100	150	.667	281	51	183	-	382	7.6
Erias	18	401	59	170	.347	30	47	.638	83	26	52	1	148	8.2
Selvy†	12	231	28	84	.333	20	29	.690	35	19	21	0	76	6.3
Ingram	24	267	27	103	.262	13	28	.464	116	20	44	1	67	2.8
Burrow	14	171	22	70	.314	11	33	.333	64	6	15	0	55	3.9
Brown	1	6	0	2	.000	1	2	.500	1	0	1	0	1	1.0

*Finished with another team. †Totals with Lakers only.

DATE	OPPONENT	BOX SCORE	W / L	DATE	OPPONENT	BOX SCORE	W / L
Oct. 26	@ St. Louis	L 84-112	0-1	Jan. 12	@ St. Louis	L 105-111	9-30
Oct. 30	Detroit	L 96-115	0-2	Jan. 16	@ Cincinnati	L 108-124	9-31
Nov. 1	@ Syracuse	L 100-113	0-3	Jan. 17	St. Louis (@ Detroit)	W 112-110 (OT)	10-31
Nov. 2	@ Philadelphia	L 108-118	0-4	Jan. 19	Detroit	W 118-111	11-31
Nov. 6	Boston	L 94-103	0-5	Jan. 22	Boston	L 87-97	11-32
Nov. 8	@ Phila. (@ Hershey)	L 108-119	0-6	Jan. 23	Detroit (@ St. Paul)	W 128-125 (OT)	12-32
Nov. 12	@ Boston (@ Detroit)	L 104-107	0-7	Jan. 25	@ New York	L 116-128	12-33
Nov. 13	New York (@ St. Paul)	W 124-106	1-7	Jan. 26	New York	L 106-109	12-34
Nov. 15	@ Detroit	W 112-104	2-7	Jan. 27	@ New York (@ Detroit)	L 102-113	12-35
Nov. 17	Syracuse	L 98-110	2-8	Jan. 30	Cincinnati	W 105-104	13-35
Nov. 20	New York	L 101-105	2-9	Feb. 1	Syracuse	W 91-97	13-36
Nov. 21	@ New York (@ Detroit)	L 123-124 (OT)	2-10	Feb. 2	Cincinnati	W 106-95	14-36
Nov. 23	@ Boston	L 107-131	2-11	Feb. 4	@ Phila. (@ Detroit)	L 103-107	14-37
Nov. 24	@ Phila. (@ Camden)	L 98-105	2-12	Feb. 5	Philadelphia	L 102-112	14-38
Nov. 26	@ Detroit (@ NYC)	L 91-109	2-13	Feb. 7	@ Boston	L 88-114	14-39
Nov. 27	@ Cincinnati (@ Detroit)	L 106-107	2-14	Feb. 8	@ New York	L 93-94	14-40
Nov. 30	St. Louis	W 118-113	3-14	Feb. 9	@ Cincinnati	L 104-121	14-41
Dec. 1	@ Cincinnati	L 89-90	3-15	Feb. 11	@ Cincinnati (@ St. Louis)	L 103-106	14-42
Dec. 3	@ St. Louis (@ Detroit)	L 108-115	3-16	Feb. 12	New York	L 97-106	14-43
Dec. 4	Boston	L 98-108	3-17	Feb. 14	St. Louis (@ St. Paul)	L 100-104	14-44
Dec. 7	Syracuse (@ St. Paul)	W 121-113	4-17	Feb. 15	@ Detroit	W 111-110	15-44
Dec. 10	@ Syracuse (@ Detroit)	L 104-114	4-18	Feb. 16	Philadelphia	W 106-99	16-44
Dec. 11	Syracuse	W 110-95	5-18	Feb. 18	@ St. Louis	L 98-118	16-45
Dec. 15	St. Louis	L 118-138	5-19	Feb. 19	Detroit	L 115-117 (OT)	16-46
Dec. 18	Philadelphia	W 108-102	6-19	Feb. 22	Cincinnati	W 100-81	17-46
Dec. 21	@ Boston	L 119-140	6-20	Feb. 23	@ Cincinnati	L 93-111	17-47
Dec. 22	@ St. Louis	L 115-123	6-21	Feb. 24	@ Phila. (@ Bethlehem)	L 95-110	17-48
Dec. 25	@ Detroit	W 106-104	7-21	Feb. 26	@ Syracuse	L 90-119	17-49
Dec. 28	Cincinnati	L 101-112	7-22	Feb. 27	@ Detroit (@ Phila.)	L 109-112	17-50
Dec. 29	@ Cincinnati	W 111-103	8-22	Mar. 2	Philadelphia	W 102-92	18-50
Dec. 30	@ St. Louis (@ Dallas)	L 98-105	8-23	Mar. 6	Detroit	L 116-132	18-51
Dec. 31	@ New York	L 116-142	8-24	Mar. 8	@ St. Louis	L 123-126	18-52
Jan. 1	@ Syracuse	L 109-120	8-25	Mar. 9	St. Louis	W 107-99	19-52
Jan. 5	@ Boston (@ Providence)	L 100-113	8-26	Mar. 12	Cincinnati	L 89-96	19-53
Jan. 8	Boston (@ St. Paul)	L 87-107	8-27				
Jan. 9	@ Syracuse	L 122-127	8-28				
Jan. 10	Detroit (@ Phila.)	W 124-114	9-28				
Jan. 11	@ Detroit	L 102-129	9-29				

1958-59 MINNEAPOLIS LAKERS



33-39 - 2ND IN WESTERN DIVISION

Head Coach: John Kundla
Players: Elgin Baylor, Boo Ellis, Ed Fleming, Larry Foust, Dick Garmaker, Steve Hamilton, Rod Hundley, Jim Krebs, Bob Leonard, Vern Mikkelsen

Western Division Champions

1958-59 REGULAR SEASON STATISTICS / GAME-BY-GAME RESULTS

	G	MIN	FGM	FGA	PCT	FTM	FTA	PCT	REB	AST	PF	DQ	PTS	AVG
Baylor	70	2855	605	1482	.408	532	685	.777	1050	287	270	4	1742	24.9
Mikkelsen	72	2139	353	904	.390	286	355	.806	570	159	246	8	992	13.8
Garmaker	72	2493	350	885	.395	284	368	.772	325	211	226	3	984	13.7
Foust	72	1933	301	771	.390	280	366	.765	627	91	233	5	882	12.3
Hundley	71	1664	259	719	.360	164	218	.752	250	205	139	0	682	9.6
Krebs	72	1578	271	679	.399	92	123	.748	491	50	212	4	634	8.8
Leonard	58	1598	206	552	.373	120	160	.750	178	186	119	0	532	9.2
Fleming	71	1132	162	419	.387	137	190	.721	281	89	148	1	461	6.5
Ellis	72	1202	163	379	.430	102	144	.708	380	59	137	0	428	5.9
Hamilton	67	847	109	294	.371	74	109	.679	220	36	144	2	292	4.4


DATE	OPPONENT	BOX SCORE	W / L
Oct. 22	Cincinnati	W 99-79	1-0
Oct. 25	@ Cincinnati	L 94-110	1-1
Oct. 26	Detroit	W 108-100	2-1
Oct. 29	St. Louis	L 100-112	2-2
Nov. 1	@ St. Louis	W 108-101	3-2
Nov. 6	Philadelphia	W 103-101	4-2
Nov. 8	New York	L 100-108	4-3
Nov. 9	@ Syracuse	L 97-101	4-4
Nov. 11	@ Boston	L 113-116	4-5
Nov. 13	@ Detroit (@ NYC)	L 110-119	4-6
Nov. 15	@ Philadelphia	L 101-106	4-7
Nov. 16	@ New York	L 90-98	4-8
Nov. 20	Syracuse	W 121-102	5-8
Nov. 22	@ St. Louis	L 109-114	5-9
Nov. 23	Detroit	L 109-124	5-10
Nov. 24	@ Boston (@ Charlotte)	L 104-123	5-11
Nov. 25	@ Detroit	W 98-90	6-11
Nov. 28	Cincinnati	W 114-93	7-11
Nov. 29	@ Syracuse	W 108-105	8-11
Nov. 30	@ Cincinnati	W 84-77	9-11
Dec. 6	@ Cincinnati (@ St. Louis)	L 128-132 (3OT)	9-12
Dec. 9	@ New York	L 97-110	9-13
Dec. 11	Syracuse	L 99-101 (OT)	9-14
Dec. 14	New York	L 99-100	9-15
Dec. 18	Detroit	W 113-104	10-15
Dec. 20	Philadelphia	W 99-88	11-15
Dec. 25	@ Detroit (@ NYC)	L 97-98 (OT)	11-16
Dec. 26	@ Boston (@ Detroit)	L 99-107	11-17
Dec. 27	Boston	L 94-112	11-18
Dec. 28	@ Cincinnati	L 116-120	11-19
Dec. 29	@ Phila. (@ St. Louis)	L 93-95	11-20
Dec. 30	Syracuse (@ Phila.)	W 118-113	12-20
Jan. 1	@ Syracuse	W 106-105	13-20
Jan. 2	New York	W 107-97	14-20
Jan. 4	@ Philadelphia	W 111-95	15-20
Jan. 5	@ Boston	L 106-118	15-21
Jan. 6	@ St. Louis (@ NYC)	L 95-112	15-22
Jan. 7	@ St. Louis (@ Houston)	L 78-89	15-23

DATE	OPPONENT	BOX SCORE	W / L
Jan. 8	St. Louis (@ Dallas)	W 95-93	16-23
Jan. 11	@ Boston (@ SF)	L 106-109	16-24
Jan. 12	@ Boston (@ Seattle)	L 108-117	16-25
Jan. 13	@ St. Louis	L 95-110	16-26
Jan. 15	@ Syracuse	L 105-111	16-27
Jan. 16	@ Cin. (@ Charleston)	L 91-95	16-28
Jan. 18	Philadelphia	W 119-98	17-28
Jan. 25	@ Philadelphia	L 111-125	17-29
Jan. 28	Syracuse	W 112-109	18-29
Jan. 29	@ Syracuse (@ Houston)	L 91-117	18-30
Jan. 30	Detroit (@ St. Louis)	W 88-86	19-30
Jan. 31	@ St. Louis (@ Detroit)	L 96-120	19-31
Feb. 7	Philadelphia	W 109-97	20-31
Feb. 8	@ Detroit	W 115-103	21-31
Feb. 9	New York	W 128-122	22-31
Feb. 10	Cincinnati (@ Houston)	W 118-100	23-31
Feb. 11	Cincinnati (@ SF)	W 106-105	24-31
Feb. 12	@ Cincinnati (@ Port.)	L 114-119	24-32
Feb. 14	@ St. Louis	L 96-139	24-33
Feb. 15	St. Louis	W 109-98	25-33
Feb. 17	@ Detroit	W 97-90	26-33
Feb. 18	Detroit	W 105-95	27-33
Feb. 20	New York (@ Detroit)	W 116-106	28-33
Feb. 22	@ St. Louis	L 106-120	28-34
Feb. 25	Cincinnati (@ Detroit)	W 116-96	29-34
Feb. 27	@ Boston	L 139-135	29-35
Feb. 28	@ New York	L 107-112	29-36
Mar. 1	Phila. (@ Camden)	W 100-98	30-36
Mar. 3	@ Boston (@ Providence)	L 112-119	30-37
Mar. 4	@ Cincinnati	L 122-128	30-38
Mar. 5	New York (@ Phila.)	W 135-115	31-38
Mar. 6	@ Detroit	W 99-98	32-38
Mar. 8	St. Louis	W 120-104	33-38
Mar. 11	Detroit	L 118-123	33-39



25-50 - 3RD IN WESTERN DIVISION

Head Coach: John Castellani, Jim Pollard
Players: Elgin Baylor, Boo Ellis, Ray Felix, Ed Fleming, Larry Foust, Dick Garmaker, Steve Hamilton, Tom Hawkins, Rod Hundley Jim Krebs, Rudy LaRusso, Bob Leonard, Nick Mantis, Frank Selvy, Charlie Share, Ron Sobie, Bobby Smith



1959-60 REGULAR SEASON STATISTICS / GAME-BY-GAME RESULTS


	G	MIN	FGM	FGA	PCT	FTM	FTA	PCT	REB	AST	PF	DQ	PTS	AVG
Baylor	70	2873	755	1781	.424	564	770	.732	1150	243	234	2	2074	29.6
LaRusso	71	2092	355	913	.389	265	357	.742	679	83	222	8	975	13.7
Hundley	73	2279	365	1019	.358	203	273	.744	390	338	194	0	933	12.8
Foust**	72	1964	312	766	.407	253	320	.791	621	96	241	7	877	12.2
Leonard	73	2074	231	717	.322	136	193	.705	245	252	171	3	598	8.2
Krebs	75	1269	237	605	.392	98	136	.721	327	38	210	2	572	7.6
Hawkins	69	1467	220	579	.380	106	164	.646	428	54	188	3	546	7.9
Garmaker*	44	1187	198	525	.377	117	163	.718	189	133	126	-	513	11.7
Selvy†	43	1091	169	427	.396	122	160	.763	127	81	76	-	460	10.7
Felix†	31	696	105	261	.402	51	79	.646	258	29	133	-	261	8.4
Ellis	46	671	64	185	.346	51	76	.671	236	27	64	2	179	3.9
Fleming	27	413	59	141	.418	53	69	.768	87	38	46	0	171	6.3
Share**	41	651	59	151	.391	53	80	.663	221	62	142	9	171	4.2
Hamilton	15	247	29	77	.377	18	23	.783	58	7	39	1	76	5.1
Smith	10	130	13	54	.241	11	16	.688	33	14	10	0	37	3.7
Mantis	10	71	10	39	.256	1	2	.500	6	9	8	0	21	2.1
Sobie†	1	13	1	4	.250	0	1	.000	2	2	4	0	2	2.0

*Finished season with another team. †Totals with Lakers only. **totals w/ multiple teams.

DATE	OPPONENT	BOX SCORE	W / L	DATE	OPPONENT	BOX SCORE	W / L
Oct. 18	Detroit	L 105-106	0-1	Jan. 10	@ Cincinnati	W 112-106	13-26
Oct. 24	@ St. Louis	W 94-87	1-1	Jan. 14	New York (@ St. Paul)	L 126-131	13-27
Oct. 25	@ Cincinnati	L 102-103	1-2	Jan. 15	@ Cincinnati	L 118-122	13-28
Oct. 31	@ Syracuse	L 108-117	1-3	Jan. 16	Detroit (@ St. Paul)	L 98-105	13-29
Nov. 1	St. Louis	L 101-138	1-4	Jan. 17	@ St. Louis	L 119-135	13-30
Nov. 3	@ New York (@St. Louis)	L 93-99	1-5	Jan. 23	New York	L 104-115	13-31
Nov. 6	Detroit	L 113-118 (2OT)	1-6	Jan. 27	Cincinnati (@ Detroit)	W 116-112	14-31
Nov. 7	@ Detroit	W 113-111 (OT)	2-6	Jan. 29	Syracuse	L 112-119	14-32
Nov. 8	Boston	W 136-115	3-6	Jan. 31	@ Phil. (@ SF)	L 104-114	14-33
Nov. 10	@ St. Louis	L 105-134	3-7	Feb. 1	@ Philadelphia (@ LA)	L 96-103	14-34
Nov. 12	@ Detroit (@ NYC)	L 93-107	3-8	Feb. 3	@ Boston	L 108-128	14-35
Nov. 14	@ Philadelphia	L 98-104	3-9	Feb. 5	St. Louis	L 96-114	14-36
Nov. 15	Phil. (@ St. Paul)	W 106-100	4-9	Feb. 6	@ Detroit	L 101-116	14-37
Nov. 18	New York	L 105-106	4-10	Feb. 7	Detroit	W 104-102	15-37
Nov. 20	Detroit	W 105-85	5-10	Feb. 9	@ Boston (@ St. Louis)	L 90-129	15-38
Nov. 21	@ Cincinnati	W 99-93 (OT)	6-10	Feb. 10	@ Syracuse (@ NYC)	L 109-110	15-39
Nov. 25	Syracuse	L 93-100	6-11	Feb. 11	Cincinnati	L 108-111	15-40
Nov. 26	@ Cincinnati	L 95-114	6-12	Feb. 13	@ Detroit	W 123-117 (OT)	16-40
Nov. 28	@ St. Louis	L 91-102	6-13	Feb. 14	Syracuse	L 119-121	16-41
Nov. 29	Boston (@ St. Paul)	L 93-109	6-14	Feb. 16	@ Boston (@ NYC)	L 122-130	16-42
Dec. 1	@ New York	W 103-100	7-14	Feb. 17	@ St. Louis (@ Phil.)	L 127-131	16-43
Dec. 3	@ Philadelphia	L 109-123	7-15	Feb. 19	St. Louis	W 111-101	17-43
Dec. 4	@ Detroit	L 101-120	7-16	Feb. 20	@ Philadelphia	L 106-122	17-44
Dec. 5	@ Syracuse	L 95-108	7-17	Feb. 21	St. Louis (@ LA)	W 112-98	18-44
Dec. 6	Boston	L 104-121	7-18	Feb. 22	@ St. Louis (@ LA)	L 103-113	18-45
Dec. 8	@ Syracuse (@ Seat.)	L 89-93	7-19	Feb. 23	@ New York	W 117-112	19-45
Dec. 9	Syracuse (@ SF)	W 96-86	8-19	Feb. 24	@ Bos. (@ College Park)	L 110-131	19-46
Dec. 12	Cincinnati	L 97-107	8-20	Feb. 25	Cincinnati (@ Prov.)	W 105-95	20-46
Dec. 19	@ Cincinnati	W 131-113	9-20	Feb. 26	@ Boston	L 111-128	20-47
Dec. 25	@ St. Louis	L 96-112	9-21	Feb. 27	Philadelphia	W 109-91	21-47
Dec. 26	@ Detroit	W 108-105	10-21	Mar. 1	@ St. Louis	L 101-109	21-48
Dec. 27	Detroit	W 119-109	11-21	Mar. 2	New York (@ Boston)	W 123-113	22-48
Dec. 28	@ Boston	L 104-107	11-22	Mar. 3	Cincinnati (@ Phil.)	W 117-114	23-48
Dec. 30	@ Philadelphia	L 107-122	11-23	Mar. 5	St. Louis	L 106-107	23-49
Dec. 31	@ New York	L 102-127	11-24	Mar. 6	Cincinnati	W 114-105	24-49
Jan. 1	Syracuse	L 98-109	11-25	Mar. 9	@ Detroit	L 116-117	24-50
Jan. 5	@ Philadelphia (@ NYC)	L 111-126	11-26	Mar. 10	New York	W 133-108	25-50
Jan. 9	Cincinnati	W 121-91	12-26				

*Overtime games as available

1960-61 LOS ANGELES LAKERS



36-43 - 2ND IN WESTERN DIVISION

Head Coach: Fred Schaas
Standing: Jerry West, Rod Hundley, Ron Johnson, Tom Hawkins, Frank Selvy, Bob Leonard
Seated: Elgin Baylor, Jim Krebs, Ray Felix, Rudy LaRusso, Howard Joliff
Not pictured: Gary Alcorn

1960-61 REGULAR SEASON STATISTICS / GAME-BY-GAME RESULTS

	G	MIN	FGM	FGA	PCT	FTM	FTA	PCT	REB	AST	PF	DQ	PTS	AVG
Baylor	73	3133	931	2166	.430	676	863	.783	1447	371	279	3	2538	34.8
West	79	2797	529	1264	.419	331	497	.666	611	333	213	1	1389	17.6
LaRusso	79	2593	416	992	.419	323	409	.790	781	135	280	8	1155	14.6
Hundley	79	2179	323	921	.351	223	296	.753	289	350	144	0	869	11.0
Selvy	77	2153	311	767	.405	210	279	.753	299	246	219	3	832	10.8
Hawkins	78	1846	310	719	.431	140	235	.596	479	88	209	2	760	9.7
Krebs	75	1655	271	692	.392	75	93	.806	456	68	223	2	617	8.2
Felix	78	1510	189	508	.372	135	193	.699	539	37	302	12	513	6.6
Leonard	55	600	61	207	.295	71	100	.710	70	81	70	0	193	3.5
Joliff	46	352	46	141	.326	11	23	.478	141	16	53	0	103	2.2
Alcorn	20	174	12	40	.300	7	8	.875	50	2	47	1	31	1.6
Johnson†	8	43	2	13	.154	2	3	.667	15	1	4	0	6	0.8

DATE	OPPONENT	BOX SCORE	W / L	DATE	OPPONENT	BOX SCORE	W / L
Oct. 19	@ Cincinnati	L 123-140	0-1	Jan. 3	Boston	L 96-102	16-25
Oct. 22	@ St. Louis	L 96-112	0-2	Jan. 5	St. Louis	W 110-96	17-25
Oct. 24	New York	L 101-111	0-3	Jan. 6	St. Louis	L 104-108	17-26
Oct. 25	New York	W 120-118	1-3	Jan. 10	New York	W 117-104	18-26
Oct. 28	@ Philadelphia	L 120-122	1-4	Jan. 11	New York	L 104-109	18-27
Oct. 29	@ Syracuse	L 118-125	1-5	Jan. 14	Cincinnati	W 123-114	19-27
Nov. 2	New York (@ Detroit)	W 106-96	2-5	Jan. 15	Cincinnati	L 105-109	19-28
Nov. 5	Syracuse	W 112-110	3-5	Jan. 19	Boston (@ Phila.)	L 103-106	19-29
Nov. 6	Syracuse (@ SF)	W 119-113	4-5	Jan. 21	@ Philadelphia	L 111-136	19-30
Nov. 9	Philadelphia (@ St. Louis)	L 118-125	4-6	Jan. 22	Syracuse (@ Utica)	L 109-112	19-31
Nov. 12	Boston (@ Prov.)	L 124-131	4-7	Jan. 24	Syracuse	W 116-107	20-31
Nov. 15	@ New York	W 123-108	5-7	Jan. 25	Syracuse	W 117-112	21-31
Nov. 19	Detroit	W 130-122	6-7	Jan. 29	Detroit	W 137-113	22-31
Nov. 20	Detroit (@ SF)	W 135-131	7-7	Jan. 30	Detroit	W 117-116	23-31
Nov. 22	Cincinnati (@ NYC)	W 133-118	8-7	Jan. 31	Detroit (@ New York)	L 112-121	23-32
Nov. 23	@ Cincinnati	L 118-122	8-8	Feb. 2	St. Louis (@ Phila.)	W 116-115	24-32
Nov. 24	Cincinnati (@ St. Louis)	W 108-100	9-8	Feb. 5	@ Detroit	W 125-120	25-32
Nov. 25	@ Detroit	W 141-128 (OT)	10-8	Feb. 6	Cin. (@ College Park)	W 110-101	26-32
Nov. 26	@ St. Louis	L 113-126	10-9	Feb. 7	Boston (@ NYC)	L 95-96	26-33
Nov. 27	Philadelphia	L 106-113	10-10	Feb. 8	St. Louis	W 120-103	27-33
Nov. 28	Philadelphia	W 137-112	11-10	Feb. 9	St. Louis	L 113-123	27-34
Nov. 29	Philadelphia (@ NYC)	L 121-122	11-11	Feb. 12	@ St. Louis	W 105-95	28-34
Dec. 1	@ Philadelphia	L 114-117	11-12	Feb. 13	Cincinnati (@ Dayton)	L 100-104	28-35
Dec. 2	@ Boston	W 120-117	12-12	Feb. 14	Boston (@ St. Louis)	L 93-113	28-36
Dec. 4	Boston	L 103-113	12-13	Feb. 16	@ Detroit	W 129-106	29-36
Dec. 5	Boston	L 101-123	12-14	Feb. 18	@ New York	W 121-106	30-36
Dec. 7	@ Cincinnati	L 112-114	12-15	Feb. 19	@ Cincinnati	L 106-112	30-37
Dec. 10	@ St. Louis	L 108-111	12-16	Feb. 20	Syr. (@ Morgantown)	L 121-126	30-38
Dec. 12	St. Louis	L 103-114	12-17	Feb. 22	Boston	W 105-93	31-38
Dec. 14	St. Louis	W 124-113	13-17	Feb. 26	Philadelphia	W 121-116	32-38
Dec. 16	@ Cincinnati	L 116-130	13-18	Feb. 27	Philadelphia	L 88-113	32-39
Dec. 17	@ Boston	L 112-140	13-19	Feb. 28	@ Philadelphia	L 108-123	32-40
Dec. 19	Detroit (@ Portland)	W 107-103	14-19	Mar. 1	New York (@ Boston)	W 144-107	33-40
Dec. 20	Detroit (@ Portland)	L 94-97	14-20	Mar. 2	Syracuse (@ Scranton)	W 114-110	34-40
Dec. 26	@ New York	L 112-119	14-21	Mar. 5	@ Syracuse	W 125-114	35-40
Dec. 28	@ Syracuse	L 113-115	14-22	Mar. 7	@ St. Louis	L 136-137 (2OT)	35-41
Dec. 29	New York (@ Phila.)	W 111-95	15-22	Mar. 8	@ Detroit	L 103-120	35-42
Dec. 30	@ St. Louis	L 99-107	15-23	Mar. 11	Cincinnati	L 105-108	35-43
Jan. 1	@ Detroit	L 105-116	15-24	Mar. 12	Cincinnati	W 123-122	36-43
Jan. 2	Detroit (@ Phila.)	W 123-113	16-24				

† Totals with Lakers only.




54-26 - 1ST IN WESTERN DIVISION

Head Coach: Fred Schaas

Standing: Jerry West, Rod Hundley, Elgin Baylor, Tom Hawkins, Frank Selvy, Bob McNeil

Seated: Rudy LaRusso, Wayne Yates, Ray Felix, Jim Krebs, Howard Jolliff

Not pictured: Bob Sims, Robert Smith



Western Division Champions

1961-62 REGULAR SEASON STATISTICS / GAME-BY-GAME RESULTS

	G	MIN	FGM	FGA	PCT	FTM	FTA	PCT	REB	AST	PF	DQ	PTS	AVG
West	75	3087	799	1795	.445	712	926	.769	591	402	173	4	2310	30.8
Baylor	48	2129	680	1588	.428	476	631	.754	892	222	155	1	1836	38.3
LaRusso	80	2754	516	1108	.466	342	448	.763	828	179	255	5	1374	17.2
Selvy	79	2806	433	1032	.420	298	404	.738	412	381	232	0	1164	14.7
Krebs	78	2012	312	701	.445	156	208	.750	616	110	290	9	780	10.0
Hawkins	79	1903	289	704	.411	143	222	.644	514	95	244	7	721	9.1
Felix	80	1478	171	398	.430	90	130	.692	473	55	266	6	432	5.4
Hundley	78	1492	173	509	.340	83	127	.654	199	290	129	1	429	5.5
Jolliff	64	1094	104	253	.411	41	78	.526	383	76	175	4	249	3.9
Yates	37	263	31	105	.295	10	22	.455	94	16	72	1	72	1.9
Sims*	19	171	22	59	.373	19	39	.487	27	12	40	-	63	3.3
McNeill†	29	229	22	60	.367	8	12	.667	23	40	25	0	52	1.8
R. Smith	3	7	0	1	.000	0	0	---	0	0	1	0	0	0.0


DATE	OPPONENT	BOX SCORE	W / L
Oct. 19	Phila. (@ New York)	W 118-113	1-0
Oct. 20	@ Philadelphia	L 115-122	1-1
Oct. 24	Cin. (@ New York)	W 124-122	2-1
Oct. 25	@ Detroit	W 120-116	3-1
Oct. 27	Detroit	W 128-118	4-1
Oct. 28	Detroit	W 135-126	5-1
Nov. 1	Cincinnati	W 120-115	6-1
Nov. 3	Cincinnati	L 114-132	6-2
Nov. 4	@ Chicago	W 125-112	7-2
Nov. 7	@ St. Louis	W 127-110	8-2
Nov. 8	St. Louis	W 124-118	9-2
Nov. 13	Chicago	W 127-113	10-2
Nov. 15	Chicago	W 133-118	11-2
Nov. 17	@ Philadelphia	W 125-121	12-2
Nov. 18	@ Boston	W 103-101	13-2
Nov. 21	Detroit (@ New York)	L 102-108	13-3
Nov. 23	@ St. Louis	W 122-114	14-3
Nov. 24	@ New York	W 100-89	15-3
Nov. 25	@ Detroit	L 103-104	15-4
Nov. 26	@ Cincinnati	L 102-117	15-5
Nov. 28	Syracuse (@ St. Louis)	L 111-121	15-6
Dec. 1	Philadelphia	L 117-138	15-7
Dec. 2	Philadelphia	W 129-119	16-7
Dec. 4	Syracuse	W 131-120	17-7
Dec. 5	Syr. (@ Portland)	W 125-120	18-7
Dec. 6	Syracuse	W 123-121 (OT)	19-7
Dec. 8	@ Philadelphia	W 151-147 (3OT)	20-7
Dec. 9	@ Detroit	W 114-107	21-7
Dec. 11	St. Louis	W 132-119	22-7
Dec. 13	St. Louis	W 137-136 (OT)	23-7
Dec. 15	@ Chicago	L 94-97	23-8
Dec. 16	Syracuse (@ Roch.)	L 123-128	23-9
Dec. 17	Detroit (@ Minn.)	W 122-116	24-9
Dec. 19	Boston	W 104-101	25-9
Dec. 20	Chicago (@ Detroit)	W 102-98	26-9
Dec. 23	@ St. Louis	W 129-126	27-9
Dec. 25	@ Cincinnati	W 141-127	28-9
Dec. 26	@ Boston	L 117-129	28-10
Dec. 27	Syracuse (@ Phila.)	W 119-111	29-10
Dec. 28	@ Syracuse	W 121-114	30-10

DATE	OPPONENT	BOX SCORE	W / L
Dec. 29	Phila. (@ Hershey)	L 118-123	30-11
Jan. 1	Philadelphia	W 114-111	31-11
Jan. 3	Philadelphia	W 124-123	32-11
Jan. 7	Boston	L 95-118	32-12
Jan. 13	@ St. Louis	W 108-107	33-12
Jan. 14	Detroit (@ Ft. Wayne)	L 108-118	33-13
Jan. 17	New York	W 129-121	34-13
Jan. 19	New York	W 108-107	35-13
Jan. 20	@ Cincinnati	L 124-125	35-14
Jan. 21	@ Chicago	W 112-111 (OT)	36-14
Jan. 23	Boston (@ New York)	L 103-118	36-15
Jan. 24	Cincinnati	W 136-123	37-15
Jan. 26	Cincinnati	W 116-112	38-15
Jan. 28	Chicago	W 124-109	39-15
Jan. 30	Chicago	W 107-92	40-15
Jan. 31	@ Detroit	W 123-122 (OT)	41-15
Feb. 1	Boston (@ College Park)	L 115-130	41-16
Feb. 3	@ St. Louis	W 127-124	42-16
Feb. 4	@ Chicago	L 105-113	42-17
Feb. 5	Cin. (@ Morgantown)	W 134-128 (OT)	43-17
Feb. 6	@ New York	L 112-116	43-18
Feb. 8	Cincinnati (@ Dayton)	L 109-113	43-19
Feb. 12	St. Louis	L 113-117	43-20
Feb. 14	St. Louis	W 130-107	44-20
Feb. 16	@ Detroit	L 121-127	44-21
Feb. 17	@ New York	W 128-121	45-21
Feb. 18	Boston	W 125-99	46-21
Feb. 20	Boston	L 96-115	46-22
Feb. 22	New York (@ Phila.)	W 118-116	47-22
Feb. 23	Chicago (@ Louisville)	W 124-117 (OT)	48-22
Feb. 24	@ Cincinnati	L 114-118	48-23
Feb. 25	Detroit	W 128-99	49-23
Feb. 27	Detroit	W 107-100	50-23
Mar. 3	@ St. Louis	L 125-134	50-24
Mar. 4	@ Syracuse	W 124-115	51-24
Mar. 9	@ New York	L 100-122	51-25
Mar. 11	@ Boston	L 105-119	51-26
Mar. 12	New York (@ Seattle)	W 119-106	52-26
Mar. 13	Cincinnati	W 120-111	53-26
Mar. 14	St. Louis	W 125-115	54-26

* Did not finish season on Laker roster;

† Totals with Lakers only

1962-63 LOS ANGELES LAKERS



53-27 - 1ST IN WESTERN DIVISION

Head Coach: Fred Schaus
Standing: Frank Selvy, Rod Hundley, Elgin Baylor, Howard Joliff, Dick Barnett, Jerry West
Seated: Jim Krebs, Leroy Ellis, Gene Wiley, Rudy LaRusso
Not pictured: Ron Horn

Western Division Champions

1962-63 REGULAR SEASON STATISTICS / GAME-BY-GAME RESULTS

	G	MIN	FGM	FGA	PCT	FTM	FTA	PCT	REB	AST	PF	DQ	PTS	AVG
Baylor	80	3370	1029	2273	.453	661	790	.837	1146	386	226	1	2719	34.0
West	55	2163	559	1213	.461	371	477	.778	384	307	150	1	1489	27.1
Barnett	80	2544	547	1162	.471	343	421	.815	242	224	189	3	1437	18.0
LaRusso	75	2505	321	761	.422	282	393	.718	747	187	255	5	924	12.3
Selvy	80	2369	317	747	.424	192	269	.714	289	281	149	0	826	10.3
Krebs	79	1913	272	627	.434	115	154	.747	502	87	256	2	659	8.3
Ellis	80	1628	222	530	.419	133	202	.658	118	46	194	1	577	7.2
Hundley	65	785	88	262	.336	84	119	.706	106	151	81	0	260	4.0
Wiley	75	1488	109	236	.462	23	68	.338	504	40	180	4	241	3.2
Horn	28	289	27	82	.329	20	29	.690	71	10	46	0	74	2.6
Joliff	28	293	15	55	.273	6	9	.667	62	20	49	1	36	1.3

DATE	OPPONENT	BOX SCORE	W / L
Oct. 16	Detroit (@ NYC)	W 122-106	1-0
Oct. 19	@ New York	L 105-116	1-1
Oct. 20	@ Syracuse	L 102-108	1-2
Oct. 23	@ Cincinnati	L 115-116	1-3
Oct. 24	@ Chicago	L 107-118	1-4
Oct. 27	Detroit	W 134-118	2-4
Oct. 31	New York	W 115-95	3-4
Nov. 3	San Francisco	W 127-115	4-4
Nov. 4	New York	W 125-106	5-4
Nov. 7	@ San Francisco	W 132-108	6-4
Nov. 9	@ Boston	W 133-120	7-4
Nov. 10	@ St. Louis	L 96-97	7-5
Nov. 11	Chicago	L 105-109 (OT)	7-6
Nov. 13	Chicago	W 107-84	8-6
Nov. 15	Syracuse (@ Balt.)	L 98-120	8-7
Nov. 17	@ Chicago	W 110-109	9-7
Nov. 18	@ Detroit	W 116-98	10-7
Nov. 22	Cincinnati	W 134-110	11-7
Nov. 23	@ San Francisco	W 129-124	12-7
Nov. 24	Cincinnati	W 129-123	13-7
Nov. 26	Chicago	W 128-106	14-7
Nov. 28	St. Louis	W 116-110	15-7
Dec. 1	St. Louis	W 110-97	16-7
Dec. 4	@ New York	W 132-112	17-7
Dec. 7	@ Boston	L 112-126	17-8
Dec. 8	@ Cincinnati	W 131-128 (OT)	18-8
Dec. 9	Syracuse (@ Minn.)	L 114-117	18-9
Dec. 11	Cincinnati (@ NYC)	W 124-121	19-9
Dec. 12	Syracuse	W 126-120	20-9
Dec. 14	@ San Francisco	W 120-118	21-9
Dec. 15	San Francisco	W 113-104	22-9
Dec. 17	Syracuse	W 121-114	23-9
Dec. 19	St. Louis	W 135-106	24-9
Dec. 21	St. Louis	L 100-105	24-10
Dec. 26	@ St. Louis	L 104-106	24-11
Dec. 29	@ Syracuse	W 132-123	25-11
Dec. 30	@ Detroit	W 135-130	26-11
Jan. 4	Boston	W 125-123	27-11
Jan. 5	Boston	W 106-104	28-11
Jan. 6	@ Cincinnati	W 120-119 (OT)	29-11

DATE	OPPONENT	BOX SCORE	W / L
Jan. 8	@ St. Louis	W 99-96	30-11
Jan. 9	@ Detroit	W 123-115	31-11
Jan. 11	@ San Francisco	W 134-129	32-11
Jan. 12	San Francisco	W 119-114	33-11
Jan. 13	New York	W 108-102	34-11
Jan. 18	@ Chicago	W 116-108	35-11
Jan. 20	@ Boston	L 121-133	35-12
Jan. 21	Detroit	W 124-94	36-12
Jan. 23	Detroit	W 123-119	37-12
Jan. 25	Syracuse (@ San Diego)	W 122-114	38-12
Jan. 27	@ St. Louis	W 105-101	39-12
Jan. 30	New York (@ Boston)	W 116-115	40-12
Jan. 31	Detroit (@ Ft. Wayne)	W 127-122	41-12
Feb. 1	@ Detroit	W 119-109	42-12
Feb. 2	@ St. Louis	W 103-97	43-12
Feb. 3	@ New York	L 95-122	43-13
Feb. 6	Chicago	W 107-105	44-13
Feb. 8	Chicago	W 94-91	45-13
Feb. 9	@ Chicago	W 107-106	46-13
Feb. 10	@ Cincinnati	L 107-124	46-14
Feb. 12	Boston (@ Detroit)	L 93-120	46-15
Feb. 13	@ Boston	W 134-128	47-15
Feb. 14	Detroit	W 128-111	48-15
Feb. 16	San Francisco	L 118-122 (2OT)	48-16
Feb. 19	@ San Francisco	L 109-111	48-17
Feb. 22	Boston	W 113-105	49-17
Feb. 24	Boston	L 109-119	49-18
Feb. 25	Detroit (@ Des Moines)	W 113-107	50-18
Feb. 26	@ New York	L 116-125	50-19
Feb. 27	@ Syracuse	L 111-122	50-20
Mar. 1	@ Chicago	L 109-114	50-21
Mar. 2	San Francisco	L 113-122	50-22
Mar. 4	Cincinnati	L 111-114	50-23
Mar. 6	Cincinnati	W 106-97	51-23
Mar. 9	@ St. Louis	L 101-117	51-24
Mar. 10	@ Detroit	L 116-124	51-25
Mar. 11	St. Louis	W 109-96	52-25
Mar. 12	@ San Francisco	L 110-116	52-26
Mar. 13	St. Louis	L 98-112	52-27
Mar. 16	San Francisco	W 111-105 (OT)	53-27




42-38 - 3RD IN WESTERN DIVISION

Head Coach: Fred Schaus

Standing: Elgin Baylor, Don Nelson, Cotton Nash,
Rudy LaRusso, Leroy Ellis, Gene Wiley,
Hub Reed, Mel Gibson, Jim Krebs,
Dick Barnett, Jerry West, Jim King

Not pictured: Frank Selvy




1963-64 REGULAR SEASON STATISTICS / GAME-BY-GAME RESULTS

	G	MIN	FGM	FGA	PCT	FTM	FTA	PCT	REB	AST	PF	DQ	PTS	AVG
West	72	2906	740	1529	.484	584	702	.832	433	403	200	2	2064	28.7
Baylor	78	3164	756	1778	.425	471	586	.804	936	347	235	1	1983	25.4
Barnett	78	2620	541	1197	.452	351	454	.773	250	238	233	3	1433	18.4
LaRusso	79	2746	337	776	.434	298	397	.751	800	190	268	5	972	12.3
Ellis	78	1459	200	473	.423	112	170	.659	498	41	192	3	512	6.6
Nelson	80	1406	135	323	.418	149	201	.741	323	76	181	1	419	5.2
Selvy	73	1286	160	423	.378	78	122	.639	139	149	115	1	398	5.5
Wiley	78	1510	146	273	.535	45	75	.600	510	44	225	4	337	4.3
Krebs	68	975	134	357	.375	65	85	.765	283	49	166	6	333	4.9
King	60	762	84	198	.424	66	101	.653	113	110	99	0	234	3.9
Reed	46	386	33	91	.363	10	15	.667	107	23	73	0	76	1.7
Gibson	9	53	6	20	.300	1	2	.500	4	6	10	0	13	1.4

DATE	OPPONENT	BOX SCORE	W / L	DATE	OPPONENT	BOX SCORE	W / L
Oct. 19	@ St. Louis	L 108-117	0-1	Jan. 11	New York (@ San Diego)	L 108-118	26-15
Oct. 22	@ New York	W 130-117	1-1	Jan. 15	@ St. Louis	W 111-109	27-15
Oct. 23	@ Detroit	W 124-116	2-1	Jan. 16	@ Cincinnati	L 95-108	27-16
Oct. 25	@ Cincinnati	W 122-109	3-1	Jan. 17	@ Boston	L 79-99	27-17
Oct. 30	Cincinnati	L 107-115	3-2	Jan. 18	Philadelphia (@ Syr.)	W 115-111	28-17
Nov. 1	Cincinnati	W 122-112	4-2	Jan. 20	Detroit	L 107-118	28-18
Nov. 2	@ San Francisco	L 99-118	4-3	Jan. 22	Detroit	W 110-101	29-18
Nov. 6	New York	W 111-109	5-3	Jan. 24	San Francisco	W 118-100	30-18
Nov. 8	San Francisco	W 93-90	6-3	Jan. 25	@ San Francisco	L 95-120	30-19
Nov. 10	New York	W 104-79	7-3	Jan. 26	San Francisco	W 108-96	31-19
Nov. 11	Detroit (@ Minn.)	L 109-116	7-4	Jan. 28	@ Detroit	L 92-93	31-20
Nov. 13	Boston (@ NYC)	L 110-114	7-5	Jan. 29	Philadelphia (@ Boston)	L 97-102	31-21
Nov. 14	@ Baltimore	W 123-115	8-5	Jan. 30	@ Baltimore	L 89-107	31-22
Nov. 15	@ Philadelphia	L 97-99	8-6	Feb. 1	@ St. Louis	L 96-113	31-23
Nov. 16	Detroit	W 115-95	9-6	Feb. 2	@ St. Louis	L 105-107	31-24
Nov. 17	St. Louis	L 112-117	9-7	Feb. 4	@ Cincinnati	L 100-118	31-25
Nov. 21	St. Louis	W 111-99	10-7	Feb. 5	Detroit	W 111-85	32-25
Nov. 26	@ New York	W 119-112	11-7	Feb. 7	Detroit	L 103-111	32-26
Nov. 27	@ Boston	L 78-114	11-8	Feb. 8	@ Philadelphia	L 101-109	32-27
Nov. 29	@ Detroit	W 127-111	12-8	Feb. 9	@ Baltimore	L 110-119	32-28
Nov. 30	@ St. Louis	W 97-96	13-8	Feb. 11	@ Boston	W 113-109	33-28
Dec. 1	@ Cincinnati	W 114-109	14-8	Feb. 12	Boston	L 97-104 (OT)	33-29
Dec. 4	@ Baltimore	L 98-118	14-9	Feb. 16	Boston	L 90-92	33-30
Dec. 6	@ San Francisco	W 110-101	15-9	Feb. 18	@ New York	L 117-118	33-31
Dec. 8	San Francisco	L 112-114	15-10	Feb. 19	Detroit (@ Toledo)	L 115-116	33-32
Dec. 9	Baltimore (@ Seattle)	W 134-120	16-10	Feb. 20	@ Detroit	W 106-101	34-32
Dec. 12	Baltimore	W 120-105	17-10	Feb. 22	Cincinnati	L 105-107	34-33
Dec. 14	Baltimore	W 113-108	18-10	Feb. 23	@ San Francisco	L 108-109	34-34
Dec. 15	St. Louis	L 95-102	18-11	Feb. 26	Cincinnati	W 103-97	35-34
Dec. 18	Philadelphia	W 116-96	19-11	Feb. 28	@ Baltimore	W 115-112	36-34
Dec. 21	Philadelphia	W 126-113	20-11	Feb. 29	@ St. Louis	L 114-115 (OT)	36-35
Dec. 25	@ New York	W 134-126	21-11	Mar. 1	St. Louis	W 114-91	37-35
Dec. 26	@ Boston	L 110-126	21-12	Mar. 4	St. Louis	L 105-110	37-36
Dec. 28	@ Philadelphia	L 100-114	21-13	Mar. 7	San Francisco	L 118-120	37-37
Dec. 29	Detroit (@ Ft. Wayne)	W 140-128	22-13	Mar. 9	Baltimore	W 122-112	38-37
Dec. 31	St. Louis	W 132-119	23-13	Mar. 11	Baltimore (@ Long Beach)	W 115-109	39-37
Jan. 4	Boston	W 125-118 (OT)	24-13	Mar. 13	@ San Francisco	W 112-109	40-37
Jan. 5	Boston	W 97-95	25-13	Mar. 14	San Francisco	L 95-111	40-38
Jan. 8	New York	W 136-118	26-13	Mar. 15	Philadelphia	W 120-95	41-38
Jan. 10	@ San Francisco	L 89-114	26-14	Mar. 17	Philadelphia	W 121-97	42-38

1964-65 LOS ANGELES LAKERS



49-31 - 1ST IN WESTERN DIVISION

Head Coach: Fred Schaus
Standing: Jim King, Dick Barnett, Elgin Baylor, Don Nelson, Jerry West, Walt Hazzard
Seated: Bill McGill, Darrall Imhoff, Gene Wiley, Leroy Ellis, Rudy LaRusso
Not pictured: Jerry Grote, Cotton Nash

Western Division Champions

1964-65 REGULAR SEASON STATISTICS / GAME-BY-GAME RESULTS

	G	MIN	FGM	FGA	PCT	FTM	FTA	PCT	REB	AST	PF	DQ	PTS	AVG
West	74	3066	822	1655	.497	648	789	.821	447	364	221	2	2292	31.0
Baylor	74	3056	763	1903	.401	483	610	.792	950	280	235	0	2009	27.1
LaRusso	77	2588	381	827	.461	321	415	.773	725	198	258	3	1083	14.1
Barnett	74	2026	375	908	.413	270	338	.799	200	159	209	1	1020	13.8
Ellis	80	2026	311	700	.444	198	284	.697	652	49	196	1	820	10.3
King	77	1671	184	469	.392	118	151	.781	214	178	193	2	486	6.3
Wiley	80	2002	175	376	.465	56	111	.505	690	105	235	11	406	5.1
Imhoff	76	1521	145	311	.466	88	154	.571	500	87	238	7	378	5.0
Hazzard	66	919	117	306	.382	46	71	.648	111	140	132	0	280	4.2
Nelson	39	238	36	85	.424	20	26	.769	73	24	40	1	92	2.4
Nash*	25	167	14	57	.246	25	32	.781	35	10	30	0	53	2.1
McGill†	8	37	7	20	.350	1	1	1.000	12	3	6	0	15	1.9
Grote	11	33	6	11	.545	2	2	1.000	4	4	5	0	14	1.3


DATE	OPPONENT	BOX SCORE	W / L
Oct. 17	@ New York	W 113-109	1-0
Oct. 20	@ Cincinnati	L 113-121	1-1
Oct. 21	@ Baltimore	W 108-105	2-1
Oct. 23	@ San Francisco	W 94-92	3-1
Oct. 28	Baltimore	W 112-102	4-1
Oct. 29	Baltimore	L 95-98	4-2
Nov. 1	St. Louis	L 115-116	4-3
Nov. 5	New York	W 106-96	5-3
Nov. 7	San Francisco	W 130-103	6-3
Nov. 10	New York	W 108-101	7-3
Nov. 12	@ New York	W 132-123 (OT)	8-3
Nov. 13	@ Boston	W 114-112	9-3
Nov. 14	@ Baltimore	L 115-127	9-4
Nov. 15	@ Detroit	W 111-105	10-4
Nov. 18	Cincinnati	L 90-92	10-5
Nov. 20	Cincinnati	W 131-121	11-5
Nov. 25	Detroit	W 130-117	12-5
Nov. 27	Detroit	W 117-111	13-5
Nov. 28	@ San Francisco	L 106-109	13-6
Nov. 29	Baltimore	W 126-110	14-6
Dec. 1	@ Philadelphia	W 118-117	15-6
Dec. 2	@ St. Louis	L 102-105	15-7
Dec. 4	@ Cincinnati	L 90-104	15-8
Dec. 6	Phila. (@ Minn.)	W 109-104	16-8
Dec. 8	Boston	L 98-108	16-9
Dec. 10	St. Louis	L 91-95	16-10
Dec. 13	Detroit	W 116-115	17-10
Dec. 15	Detroit	L 116-131	17-11
Dec. 16	@ Detroit	W 126-120 (OT)	18-11
Dec. 18	@ Cincinnati	L 107-111	18-12
Dec. 19	Philadelphia	L 113-140	18-13
Dec. 21	New York	W 125-113	19-13
Dec. 23	Philadelphia	W 135-117	20-13
Dec. 26	San Francisco	W 129-122	21-13
Dec. 28	@ Boston	L 112-133	21-14
Dec. 30	@ Philadelphia	L 115-117	21-15
Jan. 2	@ St. Louis	W 115-112	22-15
Jan. 3	@ St. Louis	W 99-92	23-15
Jan. 7	Boston	L 104-112	23-16
Jan. 9	Boston	L 103-107	23-17

DATE	OPPONENT	BOX SCORE	W / L
Jan. 11	Detroit (@ Pitt.)	L 127-128	23-18
Jan. 14	@ Detroit	W 104-100	24-18
Jan. 15	@ Cincinnati	L 106-124	24-19
Jan. 17	@ St. Louis	L 105-118	24-20
Jan. 20	New York	W 119-103	25-20
Jan. 22	New York	W 117-107	26-20
Jan. 24	@ Boston	L 93-117	26-21
Jan. 26	@ New York	W 111-99	27-21
Jan. 27	Cincinnati	W 119-112	28-21
Jan. 29	Cincinnati	W 137-133 (2OT)	29-21
Jan. 30	@ San Francisco	W 109-99	30-21
Jan. 31	San Francisco	W 96-94	31-21
Feb. 2	Detroit (@ Cleveland)	L 118-121	31-22
Feb. 3	@ Cincinnati	L 99-130	31-23
Feb. 6	@ Baltimore	L 112-116	31-24
Feb. 7	@ Boston	L 97-101	31-25
Feb. 8	Philadelphia	W 117-98	32-25
Feb. 10	Philadelphia	L 99-110	32-26
Feb. 12	San Francisco	W 114-95	33-26
Feb. 13	@ San Francisco	W 129-105	34-26
Feb. 17	@ New York	W 118-98	35-26
Feb. 18	@ Philadelphia	W 117-110	36-26
Feb. 19	@ Baltimore	W 119-111	37-26
Feb. 21	Boston	W 129-114	38-26
Feb. 24	Boston	L 95-97	38-27
Feb. 26	St. Louis	W 106-90	39-27
Feb. 28	Philadelphia (@ Syr.)	W 122-118	40-27
Mar. 2	Philadelphia (@ NYC)	W 126-117	41-27
Mar. 3	@ Boston	W 104-102	42-27
Mar. 5	@ New York	W 105-103	43-27
Mar. 6	@ St. Louis	L 107-109	43-28
Mar. 7	Cincinnati	W 106-104	44-28
Mar. 9	Baltimore	W 123-114	45-28
Mar. 11	Baltimore	W 121-116 (OT)	46-28
Mar. 12	@ San Francisco	W 115-93	47-28
Mar. 13	St. Louis	W 106-101	48-28
Mar. 14	St. Louis	L 108-115	48-29
Mar. 16	@ Detroit	W 100-99	49-29
Mar. 17	@ Baltimore	L 106-117	49-30
Mar. 20	San Francisco	L 98-112	49-31

*Did not finish season on Laker roster;
† Totals with Lakers only

45-35 - 1ST IN WESTERN DIVISION

Head Coach: Fred Schaus
 Standing: Jim King, Jerry West, John Fairchild,
 Elgin Baylor, Walt Hazzard, Gail
 Goodrich
 Seated: Bob Boozer, Gene Wiley, Darrall
 Imhoff, Leroy Ellis, Rudy LaRusso



Western Division Champions

1965-66 REGULAR SEASON STATISTICS / GAME-BY-GAME RESULTS

	G	MIN	FGM	FGA	PCT	FTM	FTA	PCT	REB	AST	PF	DQ	PTS	AVG
West	79	3218	818	1731	.473	840	977	.860	562	480	243	1	2476	31.3
LaRusso	76	2316	410	897	.457	350	445	.787	660	165	261	9	1170	15.4
Hazzard	80	2198	458	1003	.457	182	257	.708	219	393	224	0	1098	13.7
Baylor	65	1975	415	1034	.401	249	337	.739	621	224	157	0	1079	16.6
Ellis	80	2219	393	927	.424	186	256	.727	735	74	232	3	972	12.2
Boozer	78	1847	365	754	.484	225	289	.779	548	87	196	0	955	12.2
King	76	1499	238	545	.437	94	115	.817	204	223	181	1	570	7.5
Goodrich	65	1008	203	503	.404	103	149	.691	130	103	103	1	509	7.8
Imhoff	77	1413	151	337	.448	77	136	.566	509	113	234	7	379	4.9
Wiley	67	1386	123	289	.426	43	76	.566	490	63	171	3	289	4.3
Fairchild	30	171	23	89	.258	14	20	.700	45	11	33	0	60	2.0

DATE	OPPONENT	BOX SCORE	W / L	DATE	OPPONENT	BOX SCORE	W / L
Oct. 15	@ San Francisco	W 122-115	1-0	Dec. 30	Detroit (@ Ft. Wayne)	L 114-117	23-18
Oct. 16	@ St. Louis	W 106-94	2-0	Jan. 2	Boston	L 113-124	23-19
Oct. 20	@ Boston	L 96-100	2-1	Jan. 5	Boston	W 120-113	24-19
Oct. 23	@ New York	L 101-106	2-2	Jan. 7	@ Philadelphia	W 126-120	25-19
Oct. 26	New York	W 104-102	3-2	Jan. 8	@ New York	L 127-133	25-20
Oct. 28	New York	W 140-116	4-2	Jan. 9	@ Detroit	W 111-98	26-20
Oct. 30	San Francisco	L 122-124	4-3	Jan. 12	@ Boston	L 102-114	26-21
Nov. 3	St. Louis	W 120-116	5-3	Jan. 14	@ San Francisco	W 118-110	27-21
Nov. 5	St. Louis	W 118-116	6-3	Jan. 15	New York	W 152-123	28-21
Nov. 6	@ St. Louis	L 101-131	6-4	Jan. 18	@ Cincinnati	L 108-119	28-22
Nov. 7	@ Baltimore	L 116-137	6-5	Jan. 20	@ Baltimore	L 121-123	28-23
Nov. 9	@ Philadelphia	L 110-118	6-6	Jan. 21	San Francisco	L 109-120	28-24
Nov. 10	Detroit	W 133-125	7-6	Jan. 25	Philadelphia (@ NYC)	L 106-110	28-25
Nov. 12	New York (@ Minn.)	W 107-106	8-6	Jan. 26	@ Detroit	W 126-110	29-25
Nov. 14	Baltimore	W 129-114	9-6	Jan. 28	Baltimore	W 138-123	30-25
Nov. 17	Boston	W 125-115	10-6	Jan. 30	Baltimore	W 136-122	31-25
Nov. 19	San Francisco	W 135-124	11-6	Feb. 2	Cincinnati	W 119-118	32-25
Nov. 20	San Fran. (@ Vegas)	W 133-117	12-6	Feb. 4	Cincinnati	W 132-125	33-25
Nov. 21	Philadelphia	L 104-110	12-7	Feb. 6	@ St. Louis	L 105-109	33-26
Nov. 24	Philadelphia	W 127-124	13-7	Feb. 7	@ Philadelphia	L 125-132	33-27
Nov. 26	@ Baltimore	L 107-110	13-8	Feb. 9	@ Baltimore	W 123-116 (OT)	34-27
Nov. 27	@ Boston	L 95-101	13-9	Feb. 12	@ New York	L 127-140	34-28
Nov. 28	@ Detroit	W 128-110	14-9	Feb. 13	@ Boston	W 120-110	35-28
Nov. 30	@ Cincinnati	L 120-126	14-10	Feb. 15	New York	W 132-124	36-28
Dec. 1	Cincinnati	W 121-105	15-10	Feb. 17	Philadelphia	L 121-136	36-29
Dec. 3	Cincinnati	L 118-122	15-11	Feb. 19	Boston	L 111-115	36-30
Dec. 6	Phila. (@ Charleston)	L 107-116	15-12	Feb. 21	Boston	L 108-115	36-31
Dec. 7	@ New York	L 127-131	15-13	Feb. 23	Cincinnati	W 140-133	37-31
Dec. 8	@ Boston	L 106-108	15-14	Feb. 26	@ Detroit	W 131-118	38-31
Dec. 10	@ Cincinnati	W 129-110	16-14	Mar. 2	@ Baltimore	L 113-119	38-32
Dec. 11	St. Louis	W 126-108	17-14	Mar. 4	Baltimore	W 123-106	39-32
Dec. 12	St. Louis	W 123-101	18-14	Mar. 5	@ San Francisco	W 125-123	40-32
Dec. 15	Philadelphia	L 108-122	18-15	Mar. 6	Baltimore	W 126-105	41-32
Dec. 17	Philadelphia	L 117-127	18-16	Mar. 8	@ New York	L 132-133 (OT)	41-33
Dec. 19	San Francisco	W 132-120	19-16	Mar. 9	Cin. (@ Indianapolis)	W 119-116	42-33
Dec. 23	Detroit	W 122-112	20-16	Mar. 11	Detroit	L 114-116	42-34
Dec. 25	Detroit	W 115-106	21-16	Mar. 15	Detroit	W 135-108	43-34
Dec. 27	St. Louis (@ Memphis)	W 108-100	22-16	Mar. 18	St. Louis	W 132-120	44-34
Dec. 28	@ St. Louis	W 107-100	23-16	Mar. 19	@ San Francisco	L 119-125	44-35
Dec. 29	@ Cincinnati	L 109-111	23-17	Mar. 20	San Francisco	W 124-112	45-35

1966-67 LOS ANGELES LAKERS



36-45 - 3RD IN WESTERN DIVISION

Head Coach: Fred Schaus
Standing: Gail Goodrich, Walt Hazzard, Jerry Chambers, Tom Hawkins, Jerry West, Archie Clark
Seated: John Block, Jim Barnes, Henry Finkel, Darroll Imhoff, Rudy LaRusso, Elgin Baylor
Not pictured: Mel Counts

1966-67 REGULAR SEASON STATISTICS / GAME-BY-GAME RESULTS

	G	MIN	FGM	FGA	PCT	FTM	FTA	PCT	REB	AST	PF	DQ	PTS	AVG
West	66	2670	645	1389	.464	602	686	.878	392	447	160	1	1892	28.7
Baylor	70	2706	711	1658	.429	440	541	.813	898	215	211	1	1862	26.6
Goodrich	77	1780	352	776	.454	253	337	.751	251	210	294	3	957	12.4
Imhoff	81	2725	370	780	.474	127	207	.614	1080	222	281	7	867	10.7
Clark	76	1763	331	732	.452	136	192	.708	218	205	193	1	798	10.5
Hazzard	79	1642	301	706	.426	129	177	.729	231	323	203	1	731	9.3
Hawkins	76	1798	275	572	.481	82	173	.474	434	83	207	1	632	8.3
LaRusso	45	1292	211	509	.415	156	224	.696	351	78	149	6	578	12.8
Barnes	80	1398	217	497	.437	128	187	.684	450	47	266	5	562	7.0
Chambers	68	1015	224	496	.452	68	93	.731	208	44	143	0	516	7.6
Counts†	31	517	112	252	.444	40	54	.741	189	22	102	4	264	8.5
Block	22	118	20	52	.385	24	34	.706	45	5	20	0	64	2.9
Finkel	27	141	17	47	.362	7	12	.583	64	5	39	1	41	1.5

DATE	OPPONENT	BOX SCORE	W / L	DATE	OPPONENT	BOX SCORE	W / L
Oct. 15	@ Baltimore	W 126-115	1-0	Jan. 11	San Francisco	W 141-126	17-25
Oct. 18	@ New York	L 119-122	1-1	Jan. 13	Cincinnati (@ Clev.)	L 115-125	17-26
Oct. 19	@ Chicago	L 124-134	1-2	Jan. 14	@ Chicago	L 121-122	17-27
Oct. 21	Chicago	L 101-108	1-3	Jan. 15	@ Detroit	W 127-116	18-27
Oct. 26	New York	L 122-133	1-4	Jan. 18	St. Louis	L 121-123 (OT)	18-28
Oct. 28	New York	W 124-114	2-4	Jan. 20	@ Philadelphia	L 108-119	18-29
Oct. 29	@ St. Louis	L 109-110	2-5	Jan. 21	@ Baltimore	L 119-126	18-30
Oct. 30	Detroit (@ Montreal)	L 121-124	2-6	Jan. 22	@ Boston	L 120-121 (OT)	18-31
Nov. 2	@ Boston	L 108-133	2-7	Jan. 25	Baltimore	W 128-115	19-31
Nov. 4	Baltimore	W 131-98	3-7	Jan. 28	Baltimore	W 133-118	20-31
Nov. 8	Baltimore	L 102-104	3-8	Jan. 29	@ Chicago	W 142-122	21-31
Nov. 10	Detroit	L 132-133 (OT)	3-9	Jan. 30	St. Louis (@ Memphis)	L 99-106	21-32
Nov. 11	@ San Francisco	L 93-132	3-10	Feb. 1	Philadelphia	W 143-133	22-32
Nov. 12	Detroit	W 144-88	4-10	Feb. 3	San Francisco	W 129-80	23-32
Nov. 16	Cincinnati (@ Dayton)	W 124-112	5-10	Feb. 5	Philadelphia	L 123-130	23-33
Nov. 18	@ Detroit	L 118-121	5-11	Feb. 7	@ New York	W 122-117	24-33
Nov. 19	San Francisco	L 109-144	5-12	Feb. 8	Balt. (@ Charleston)	W 121-108	25-33
Nov. 23	Chicago	W 154-130	6-12	Feb. 10	@ Philadelphia	L 131-148	25-34
Nov. 25	Chicago	L 117-121	6-13	Feb. 12	Chicago	W 129-121	26-34
Nov. 26	@ St. Louis	W 133-126	7-13	Feb. 15	Boston	W 124-114	27-34
Nov. 29	@ New York	L 114-118	7-14	Feb. 17	Boston	L 119-120	27-35
Nov. 30	@ Baltimore	W 126-111	8-14	Feb. 19	Chicago	L 119-133	27-36
Dec. 2	@ Philadelphia	L 130-138	8-15	Feb. 21	San Fran. (@ San Diego)	L 133-136	27-37
Dec. 3	@ Cincinnati	W 130-118	9-15	Feb. 22	Cincinnati	W 103-102	28-37
Dec. 4	St. Louis	L 118-123	9-16	Feb. 24	@ Detroit	L 101-102	28-38
Dec. 7	St. Louis	W 130-128 (OT)	10-16	Feb. 25	@ St. Louis	W 134-133 (OT)	29-38
Dec. 9	San Francisco	L 118-119	10-17	Feb. 26	Cincinnati	W 141-127	30-38
Dec. 11	Cincinnati	W 119-118	11-17	Feb. 28	Detroit at NYC	W 119-117	31-38
Dec. 14	Cincinnati	L 124-126	11-18	Mar. 1	@ Cincinnati	L 116-122	31-39
Dec. 18	Boston	W 127-125	12-18	Mar. 3	New York	W 138-132	32-39
Dec. 20	@ San Francisco	L 107-130	12-19	Mar. 5	@ Boston	L 105-130	32-40
Dec. 21	Philadelphia	L 123-129	12-20	Mar. 6	Phila. (@ Pittsburgh)	L 117-119	32-41
Dec. 23	Philadelphia	L 107-118	12-21	Mar. 7	@ New York	W 131-119	33-41
Dec. 26	@ Boston	L 106-121	12-22	Mar. 8	St. Louis	L 104-106	33-42
Dec. 28	@ New York	L 115-121	12-23	Mar. 10	Detroit	W 118-103	34-42
Dec. 29	@ Cincinnati	W 125-114	13-23	Mar. 11	@ San Francisco	W 125-120	35-42
Jan. 1	Boston	W 111-110	14-23	Mar. 12	Detroit	L 104-120	35-43
Jan. 4	St. Louis	W 122-101	15-23	Mar. 15	Philadelphia	L 123-138	35-44
Jan. 5	San Fran. (@ Oakland)	L 91-122	15-24	Mar. 17	@ Baltimore	W 135-133	36-44
Jan. 6	Boston	W 102-99	16-24	Mar. 19	@ Chicago	L 109-122	36-45
Jan. 8	NY (@ Long Beach)	L 118-121	16-25				

† Totals with Lakers only.




1967-68 LOS ANGELES LAKERS

52-30 - 2ND IN WESTERN DIVISION

Head Coach: Bill van Breda Kolff
Standing: Tom Hawkins, Dennis Hamilton, Elgin Baylor, Mel Counts, Darrall Imhoff, Erwin Mueller, John Wetzel
Seated: Archie Clark, Gail Goodrich, Jerry West, Fred Crawford
Not pictured: Cliff Anderson, Jim Barnes

Western Division Champions



1967-68 REGULAR SEASON STATISTICS / GAME-BY-GAME RESULTS

	G	MIN	FGM	FGA	PCT	FTM	FTA	PCT	REB	AST	PF	DQ	PTS	AVG
Baylor	77	3029	757	1709	.443	488	621	.786	941	355	232	0	2002	26.0
Clark	81	3039	628	1309	.480	356	481	.740	342	353	235	3	1612	19.9
West	51	1919	476	926	.514	391	482	.811	294	310	152	1	1343	26.3
Goodrich	79	2057	395	812	.486	302	392	.770	199	205	228	2	1092	13.8
Counts	82	1739	384	808	.475	190	254	.748	732	139	309	6	958	11.7
Hawkins	78	2463	389	779	.499	125	229	.546	458	117	289	7	903	11.6
Imhoff	82	2271	293	613	.478	177	286	.619	893	206	264	3	763	9.3
Crawford†	38	756	159	330	.482	74	120	.617	112	95	104	1	392	10.3
Mueller†	39	973	132	254	.520	61	103	.592	222	78	86	2	325	8.3
Barnes*	42	713	101	235	.430	59	88	.670	211	27	134	4	261	6.2
Wetzel	38	434	52	119	.437	35	46	.761	84	51	55	0	139	3.7
Hamilton	44	378	54	108	.500	13	13	1.000	72	30	46	0	121	2.8
Anderson	18	94	7	29	.241	12	28	.429	11	17	18	1	26	1.4

DATE	OPPONENT	BOX SCORE	W / L	DATE	OPPONENT	BOX SCORE	W / L
Oct. 17	@ Chicago	W 107-105	1-0	Jan. 5	@ Philadelphia	L 113-125	22-20
Oct. 18	@ Philadelphia	L 87-103	1-1	Jan. 6	@ Baltimore	L 127-130 (OT)	22-21
Oct. 19	@ St. Louis	L 95-100	1-2	Jan. 10	New York	L 101-115	22-22
Oct. 21	@ New York	W 114-106	2-2	Jan. 17	Philadelphia	W 125-116	23-22
Oct. 25	Cincinnati	W 132-116	3-2	Jan. 20	San Francisco	W 151-122	24-22
Oct. 27	Chicago	W 125-117	4-2	Jan. 21	Seattle	W 154-123	25-22
Oct. 29	Baltimore	W 118-105	5-2	Jan. 25	Cincinnati (@ Clev.)	W 118-116	26-22
Nov. 1	New York	L 113-129	5-3	Jan. 26	@ Boston	W 118-112	27-22
Nov. 3	@ Boston	L 104-105	5-4	Jan. 27	@ Detroit	L 119-125	27-23
Nov. 4	@ Cincinnati	W 106-104	6-4	Jan. 28	St. Louis (@ Miami)	W 128-113	28-23
Nov. 11	Philadelphia	L 111-115	6-5	Jan. 30	@ Seattle	L 116-128	28-24
Nov. 12	Chicago	W 97-96	7-5	Jan. 31	St. Louis	W 110-102	29-24
Nov. 15	Chicago	W 124-115	8-5	Feb. 2	Seattle	W 151-113	30-24
Nov. 17	@ Baltimore	L 107-116	8-6	Feb. 3	San Diego	W 133-122	31-24
Nov. 18	@ St. Louis	W 127-107	9-6	Feb. 4	Seattle	W 137-131	32-24
Nov. 21	@ Seattle	L 132-137	9-7	Feb. 6	Cincinnati	W 146-102	33-24
Nov. 23	Detroit	L 132-120	10-7	Feb. 8	@ Seattle	L 110-115	33-25
Nov. 24	@ San Fran. (@ Oak.)	L 121-122	10-8	Feb. 9	San Francisco	W 122-104	34-25
Nov. 25	San Francisco	L 112-131	10-9	Feb. 11	@ Boston	W 141-104	35-25
Nov. 26	St. Louis	W 109-105	11-9	Feb. 13	@ Baltimore	W 119-116 (OT)	36-25
Nov. 28	St. Louis	W 134-117	12-9	Feb. 15	Chicago (@ Mil.)	W 132-105	37-25
Nov. 29	@ Detroit	L 123-127	12-10	Feb. 16	@ San Francisco	L 116-118	37-26
Dec. 1	@ Boston	L 119-123	12-11	Feb. 17	Philadelphia	L 134-135 (2OT)	37-27
Dec. 2	@ New York	W 122-106	13-11	Feb. 21	Boston	W 122-117	38-27
Dec. 5	@ Philadelphia	W 128-122 (OT)	14-11	Feb. 23	Cincinnati	W 131-115	39-27
Dec. 6	@ Baltimore	W 136-125	15-11	Feb. 25	@ San Diego	W 127-112	40-27
Dec. 8	@ Detroit	W 115-103	16-11	Feb. 27	Cincinnati	W 117-106	41-27
Dec. 9	@ San Diego	W 127-109	17-11	Feb. 29	Chi. (@ Evansville)	W 117-107	42-27
Dec. 10	@ Seattle	L 123-133	17-12	Mar. 2	Seattle	W 127-121	43-27
Dec. 14	Chicago	L 101-106	17-13	Mar. 3	Baltimore	W 121-114	44-27
Dec. 17	Boston	L 117-123	17-14	Mar. 6	St. Louis	L 96-112	44-28
Dec. 20	New York	L 131-138	17-15	Mar. 7	@ San Diego	W 119-102	45-28
Dec. 22	Detroit	W 133-105	18-15	Mar. 8	San Diego	W 130-122	46-28
Dec. 25	@ San Diego	L 101-104	18-16	Mar. 9	@ San Francisco	W 137-132 (OT)	47-28
Dec. 26	@ Chicago	W 104-101	19-16	Mar. 10	Baltimore	L 89-119	47-29
Dec. 27	@ Cincinnati	L 127-132	19-17	Mar. 13	San Francisco	W 142-106	48-29
Dec. 29	@ New York	W 126-115	20-17	Mar. 15	New York	W 123-112	49-29
Dec. 30	@ St. Louis	W 106-104	21-17	Mar. 16	Detroit	W 135-108	50-29
Dec. 31	San Diego	W 147-118	22-17	Mar. 17	Detroit	W 120-116	51-29
Jan. 2	@ San Francisco	L 118-119	22-18	Mar. 18	@ Philadelphia	L 128-158	51-30
Jan. 3	Boston	L 103-113	22-19	Mar. 19	San Diego	L 121-109	52-30

*Did not finish season on Laker roster.
† Totals with Lakers only.

1968-69 LOS ANGELES LAKERS



55-27 - 1ST IN WESTERN DIVISION

Head Coach: Bill van Breda Kolff
Standing: John Egan, Cliff Anderson, Keith Erickson, Bill Hewitt, Tom Hawkins, Fred Crawford, Jerry West
Seated: Elgin Baylor, Mel Counts, Wilt Chamberlain, Jay Carty

Western Division Champions

1968-69 REGULAR SEASON STATISTICS / GAME-BY-GAME RESULTS

	G	MIN	FGM	FGA	PCT	FTM	FTA	PCT	REB	AST	PF	DQ	PTS	AVG
Baylor	76	3064	730	1632	.447	421	567	.743	805	408	204	0	1881	24.8
Chamberlain	81	3669	641	1099	.583	382	857	.446	1712	366	142	0	1664	20.5
West	61	2394	545	1156	.471	490	597	.821	262	423	156	1	1580	25.9
Counts	77	1866	390	867	.450	178	221	.805	600	109	223	5	958	12.4
Egan	82	1805	246	597	.412	204	240	.850	147	215	206	1	696	8.5
Erickson	77	1974	264	629	.420	120	175	.686	308	194	222	6	648	8.4
Hewitt	75	1455	239	528	.453	61	106	.575	332	76	139	1	539	7.2
Hawkins	74	1507	230	461	.499	62	151	.411	266	81	168	1	522	7.1
Crawford	81	1690	211	454	.465	83	154	.539	215	154	224	1	505	6.2
Anderson	35	289	44	108	.407	47	82	.573	44	31	58	0	135	3.9
Carty	28	192	34	89	.382	8	11	.727	58	11	31	0	76	2.7

DATE	OPPONENT	BOX SCORE	W / L	DATE	OPPONENT	BOX SCORE	W / L
Oct. 18	@ Philadelphia	L 96-114	0-1	Jan. 4	@ Atlanta	W 121-111	29-13
Oct. 19	@ New York	W 118-96	1-1	Jan. 7	@ Baltimore	W 100-93	30-13
Oct. 22	@ Cincinnati	L 103-107	1-2	Jan. 10	@ Boston	L 82-88	30-14
Oct. 23	@ Detroit	L 110-117	1-3	Jan. 11	@ Atlanta	L 100-104	30-15
Oct. 25	Baltimore	W 117-111	2-3	Jan. 17	Cincinnati	W 128-107	31-15
Oct. 27	San Diego	W 152-116	3-3	Jan. 19	Cincinnati	W 132-117	32-15
Oct. 29	Atlanta	W 125-124	4-3	Jan. 21	@ Milwaukee	W 122-105	33-15
Nov. 1	Chicago	L 101-114	4-4	Jan. 22	@ Detroit	L 115-116	33-16
Nov. 3	@ Phoenix	W 127-109	5-4	Jan. 24	@ Atlanta	L 106-110	33-17
Nov. 5	@ Chicago	W 112-109 (OT)	6-4	Jan. 26	Cincinnati @ (Clev.)	W 126-113	34-17
Nov. 6	Milw. @ (Madison)	W 128-115	7-4	Jan. 28	Chicago	W 125-118	35-17
Nov. 8	New York	W 102-100	8-4	Jan. 29	@ San Diego	W 122-120	36-17
Nov. 10	New York	W 130-109	9-4	Jan. 31	Milwaukee	W 105-104	37-17
Nov. 15	@ San Diego	W 127-119	10-4	Feb. 1	@ San Francisco	W 106-101 (OT)	38-17
Nov. 16	@ San Francisco	W 119-112	11-4	Feb. 2	San Francisco	L 117-122 (3OT)	38-18
Nov. 17	Seattle	W 105-94	12-4	Feb. 3	@ Seattle	L 107-116	38-19
Nov. 19	Boston	W 116-106	13-4	Feb. 7	Philadelphia	L 106-109	38-20
Nov. 22	San Francisco	L 98-100	13-5	Feb. 8	@ Phoenix	W 122-104	39-20
Nov. 24	Chicago	W 103-100	14-5	Feb. 9	Phoenix	W 134-116	40-20
Nov. 26	@ New York	L 100-104	14-6	Feb. 12	@ Seattle	W 109-92	41-20
Nov. 28	@ Philadelphia	L 107-122	14-7	Feb. 14	San Diego	W 115-109	42-20
Nov. 29	@ Boston	W 93-92	15-7	Feb. 16	@ Milwaukee	L 97-106	42-21
Dec. 1	Milwaukee	W 119-112	16-7	Feb. 18	@ New York	W 113-109	43-21
Dec. 3	Phoenix	W 122-108	17-7	Feb. 19	@ Baltimore	L 88-110	43-22
Dec. 5	@ Baltimore	L 90-108	17-8	Feb. 21	Boston	L 102-124	43-23
Dec. 6	@ Atlanta	W 99-94	18-8	Feb. 23	Philadelphia	L 121-125	43-24
Dec. 7	@ Chicago	L 81-90	18-9	Feb. 25	Seattle	W 114-111 (OT)	44-24
Dec. 8	San Diego	W 132-118	19-9	Feb. 28	Phoenix	W 121-117	45-24
Dec. 13	Atlanta	L 103-105	19-10	Mar. 1	@ San Diego	W 119-113	46-24
Dec. 14	@ Seattle	W 136-120	20-10	Mar. 2	San Francisco	W 107-92	47-24
Dec. 15	Seattle	W 115-114	21-10	Mar. 4	Baltimore	L 108-116	47-25
Dec. 17	Cincinnati	W 112-108	22-10	Mar. 7	Boston	W 105-99 (OT)	48-25
Dec. 20	San Francisco	W 133-101	23-10	Mar. 9	Baltimore	W 120-109	49-25
Dec. 22	Philadelphia	W 102-99	24-10	Mar. 11	Detroit	W 137-101	50-25
Dec. 25	@ Phoenix	W 119-99	25-10	Mar. 12	@ San Francisco	L 85-97	50-26
Dec. 26	@ Detroit	W 95-94	26-10	Mar. 14	Milwaukee	W 111-103	51-26
Dec. 28	@ Chicago	L 86-93	26-11	Mar. 16	@ Boston	W 108-73	52-26
Dec. 29	Detroit	W 111-108	27-11	Mar. 18	@ Chicago	W 93-92	53-26
Dec. 30	@ San Diego	W 131-126 (OT)	28-11	Mar. 19	@ Cincinnati	L 128-136 (OT)	53-27
Dec. 31	@ Detroit	L 107-127	28-12	Mar. 21	Atlanta	W 116-103	54-27
Jan. 3	@ Philadelphia	L 101-130	28-13	Mar. 23	New York	W 128-111	55-27



46-36 - 2ND IN WESTERN DIVISION

Head Coach: Joe Mullaney
Standing: Willie McCarter, Jerry West, Elgin Baylor, Happy Hairston, John Tresvant, Keith Erickson, Dick Garrett, John Egan
Seated: Mike Lynn, Mel Counts, Wilt Chamberlain, Rick Roberson
Not pictured: Bill Hewitt



Western Division Champions

1969-70 REGULAR SEASON STATISTICS / GAME-BY-GAME RESULTS

	G	MIN	FGM	FGA	PCT	FTM	FTA	PCT	REB	AST	PF	DQ	PTS	AVG
West	74	3106	831	1673	.497	647	785	.824	338	554	160	3	2309	31.2
Chamberlain	12	505	129	227	.568	70	157	.446	221	49	31	0	328	27.3
Baylor	54	2213	511	1051	.486	276	357	.773	559	292	132	1	1298	24.0
Hairston†	55	2145	426	870	.490	281	350	.803	687	110	194	9	1133	20.6
Counts	81	2193	434	1017	.427	156	201	.776	683	160	304	7	1024	12.6
Garrett	73	2318	354	816	.434	138	162	.852	235	180	236	5	846	11.6
Erickson	68	1755	258	563	.458	91	122	.746	304	209	175	3	607	8.9
Roberson	74	2005	262	586	.447	120	212	.566	672	92	256	7	644	8.7
McCarter	40	861	132	349	.378	43	60	.717	83	93	71	0	307	7.7
Egan	72	1627	215	491	.438	99	121	.818	104	216	171	2	529	7.3
Tresvant†	20	221	47	88	.534	23	35	.657	63	17	40	0	117	5.9
Hewitt*	20	478	25	88	.284	16	31	.516	141	28	39	0	66	3.3
Lynn	44	403	44	133	.331	31	48	.646	64	30	87	4	119	2.7

DATE	OPPONENT	BOX SCORE	W / L	DATE	OPPONENT	BOX SCORE	W / L
Oct. 17	@ Philadelphia	L 126-131	0-1	Jan. 9	@ Atlanta	W 127-112	21-21
Oct. 18	@ New York	L 96-99	0-2	Jan. 10	@ Chicago	L 112-116 (OT)	21-22
Oct. 21	@ Baltimore	W 142-137 (OT)	1-2	Jan. 14	@ Milwaukee	L 113-115	21-23
Oct. 22	@ Cincinnati	W 116-109	2-2	Jan. 16	@ Boston	W 108-103	22-23
Oct. 24	Milwaukee	W 123-112	3-2	Jan. 18	@ Detroit	L 100-106	22-24
Oct. 25	@ Seattle	W 130-106	4-2	Jan. 22	San Fran. (@ Houston)	W 122-108	23-24
Oct. 26	Chicago	W 129-125	5-2	Jan. 23	Seattle	W 128-100	24-24
Nov. 2	Cincinnati	L 116-124	5-3	Jan. 24	@ Seattle	W 122-121 (OT)	25-24
Nov. 7	Phoenix	L 120-122	5-4	Jan. 25	Phoenix	W 118-106	26-24
Nov. 9	New York	L 102-112	5-5	Jan. 27	San Diego	W 124-109	27-24
Nov. 11	Detroit	L 102-110	5-6	Jan. 28	@ San Diego	W 113-108	28-24
Nov. 14	Phoenix	W 127-112	6-6	Jan. 30	Atlanta	W 102-87	29-24
Nov. 15	@ Phoenix	L 111-114	6-7	Feb. 1	@ Philadelphia	W 113-112	30-24
Nov. 16	Philadelphia	W 138-125	7-7	Feb. 3	Cincinnati (@ Clev.)	W 124-114	31-24
Nov. 18	@ Detroit	W 125-114	8-7	Feb. 4	@ Detroit	L 109-125	31-25
Nov. 19	@ Cincinnati	W 116-103	9-7	Feb. 6	Milwaukee	L 105-118	31-26
Nov. 21	San Diego	W 100-98	10-7	Feb. 7	@ Phoenix	L 117-121 (OT)	31-27
Nov. 22	@ San Francisco	W 106-98	11-7	Feb. 8	San Diego	W 125-113	32-27
Nov. 23	Baltimore	L 97-129	11-8	Feb. 10	Baltimore	L 106-111	32-28
Nov. 25	@ New York	L 96-103	11-9	Feb. 11	@ San Francisco	W 125-115	33-28
Nov. 26	@ Milwaukee	L 81-100	11-10	Feb. 12	Atlanta	W 136-114	34-28
Nov. 28	San Francisco	L 108-114	11-11	Feb. 14	@ Chicago	L 113-116	34-29
Nov. 30	Chicago	L 114-116 (OT)	11-12	Feb. 15	@ Milwaukee	W 98-96	35-29
Dec. 4	@ Phoenix	L 109-119	11-13	Feb. 17	@ New York	L 93-114	35-30
Dec. 5	Detroit	W 128-109	12-13	Feb. 18	@ Baltimore	L 103-117	35-31
Dec. 6	@ San Diego	W 128-115	13-13	Feb. 20	Milwaukee	W 119-114	36-31
Dec. 7	Atlanta	L 103-104	13-14	Feb. 21	@ San Diego	L 106-121	36-32
Dec. 9	@ Philadelphia	L 99-123	13-15	Feb. 22	Boston	W 108-96	37-32
Dec. 10	@ Boston	L 99-111	13-16	Feb. 24	Atlanta	L 106-118	37-33
Dec. 12	@ Atlanta	L 107-121	13-17	Feb. 27	Chicago	W 111-101	38-33
Dec. 14	Seattle	W 131-127	14-17	Mar. 1	@ Boston	W 120-114	39-33
Dec. 19	Cincinnati	L 109-117	14-18	Mar. 3	@ Atlanta	L 93-101	39-34
Dec. 21	Philadelphia	W 133-117	15-18	Mar. 4	@ Baltimore	W 94-91	40-34
Dec. 23	@ San Diego	L 109-115	15-19	Mar. 6	Baltimore	L 100-105	40-35
Dec. 26	New York	W 114-106	16-19	Mar. 8	Cincinnati	W 144-116	41-35
Dec. 28	Boston	W 109-99	17-19	Mar. 10	San Francisco	W 106-104	42-35
Dec. 30	@ San Francisco	L 100-105	17-20	Mar. 13	Philadelphia	W 128-117	43-35
Jan. 2	San Francisco	W 125-95	18-20	Mar. 15	New York	W 106-101	44-35
Jan. 3	@ Seattle	W 126-109	19-20	Mar. 18	Boston	L 122-137	44-36
Jan. 4	Phoenix	W 120-112	20-20	Mar. 20	Detroit	W 117-111	45-36
Jan. 6	Chi. (@ Kansas City)	L 100-105	20-21	Mar. 22	Seattle	W 121-118	46-36

*Did not finish season on Laker roster.

† Totals with Lakers only.

1970-71 LOS ANGELES LAKERS



48-34 - 1ST IN PACIFIC DIVISION

Head Coach: Joe Mullaney
Standing: Willie McCarter, Jerry West, Jim McMillian, Elgin Baylor, Pat Riley, Ernie Killum, Gail Goodrich
Seated: John Tresvant, Fred Hetzel, Walt Chamberlain, Rick Roberson, Happy Hairston, Keith Erickson

1970-71 REGULAR SEASON STATISTICS / GAME-BY-GAME RESULTS

	G	MIN	FGM	FGA	PCT	FTM	FTA	PCT	REB	AST	PF	DQ	PTS	AVG
West	69	2845	667	1351	.494	525	631	.832	320	655	180	0	1859	26.9
Chamberlain	82	3630	668	1226	.545	360	669	.538	1493	352	174	0	1696	20.7
Hairston	80	2921	574	1233	.466	337	431	.782	797	168	256	2	1485	18.6
Goodrich	79	2808	558	1174	.475	264	343	.770	260	380	258	3	1380	17.5
Erickson	73	2272	369	783	.471	85	112	.759	404	223	241	4	823	11.3
Baylor	2	57	8	19	.421	4	6	.667	11	2	6	0	20	10.0
McMillian	81	1747	289	629	.459	100	130	.769	330	133	122	1	678	8.4
McCarter	76	1369	247	592	.417	46	77	.597	122	126	152	0	540	7.1
Tresvant*	8	66	18	35	.514	7	10	.700	23	10	11	0	43	5.4
Roberson	65	909	125	301	.415	88	143	.615	304	47	125	1	338	5.2
Riley	54	506	105	254	.413	56	87	.644	54	72	84	0	266	4.9
Hetzel	59	613	111	256	.434	60	77	.779	149	37	99	3	282	4.8
Killum	4	12	0	4	.000	1	1	1.000	2	0	1	0	1	0.3

DATE	OPPONENT	BOX SCORE	W / L	DATE	OPPONENT	BOX SCORE	W / L
Oct. 16	@ Chicago	W 106-102	1-0	Jan. 8	@ Philadelphia	W 123-117	24-18
Oct. 17	@ Baltimore	L 116-118 (OT)	1-1	Jan. 10	@ Detroit	L 109-118	24-19
Oct. 20	@ New York	L 100-115	1-2	Jan. 14	Cincinnati (@ Toronto)	W 126-120	25-19
Oct. 21	@ Philadelphia	W 141-117	2-2	Jan. 16	@ Atlanta	L 123-127	25-20
Oct. 23	Philadelphia	L 122-127	2-3	Jan. 19	Philadelphia	W 134-114	26-20
Oct. 25	Cleveland	W 123-96	3-3	Jan. 22	San Francisco	W 130-110	27-20
Oct. 30	Buffalo	W 104-90	4-3	Jan. 24	Cincinnati	W 142-131	28-20
Nov. 3	@ Portland	W 128-108	5-3	Jan. 26	Chicago	W 136-111	29-20
Nov. 6	New York	W 106-104	6-3	Jan. 28	@ Phoenix	L 112-118	29-21
Nov. 8	Baltimore	W 124-105	7-3	Jan. 29	Seattle	W 122-115	30-21
Nov. 10	@ Chicago	L 96-118	7-4	Jan. 30	@ San Francisco	L 85-87	30-22
Nov. 11	@ Detroit	W 117-115	8-4	Jan. 31	Portland	W 133-120	31-22
Nov. 13	Detroit	W 122-109	9-4	Feb. 2	San Diego	W 133-105	32-22
Nov. 17	Atlanta	W 116-105	10-4	Feb. 5	Milwaukee	W 116-93	33-22
Nov. 19	@ Seattle	L 110-111	10-5	Feb. 6	@ San Diego	W 115-108	34-22
Nov. 20	Milwaukee	L 100-117	10-6	Feb. 7	San Francisco	W 119-104	35-22
Nov. 22	Seattle	W 149-124	11-6	Feb. 9	@ Cleveland	W 116-111	36-22
Nov. 27	Phoenix	L 105-116	11-7	Feb. 11	@ Milwaukee	L 88-122	36-23
Nov. 28	@ San Francisco	L 88-92	11-8	Feb. 12	@ Chicago	L 88-107	36-24
Nov. 29	San Diego	W 130-112	12-8	Feb. 14	Cincinnati	W 125-113	37-24
Dec. 1	@ Baltimore	W 97-93	13-8	Feb. 16	New York	W 130-115	38-24
Dec. 2	@ Boston	L 111-114	13-9	Feb. 18	@ Portland	W 136-114	39-24
Dec. 4	San Francisco	W 123-101	14-9	Feb. 19	Philadelphia	L 104-118	39-25
Dec. 5	@ San Diego	L 116-119	14-10	Feb. 21	Boston	W 124-116	40-25
Dec. 6	Portland	W 131-120	15-10	Feb. 23	@ Baltimore	W 114-107	41-25
Dec. 8	@ Phoenix	W 121-112	16-10	Feb. 24	@ Boston	L 96-116	41-26
Dec. 11	@ Seattle	W 126-118	17-10	Feb. 26	Seattle	W 145-121	42-26
Dec. 13	Detroit	L 100-103	17-11	Feb. 27	@ San Francisco	W 112-107	43-26
Dec. 15	@ Buffalo	L 111-113 (OT)	17-12	Feb. 28	Cleveland	W 107-90	44-26
Dec. 16	@ Cincinnati	W 118-102	18-12	Mar. 2	@ Buffalo	W 131-118	45-26
Dec. 19	@ Atlanta	W 116-104	19-12	Mar. 3	@ Milwaukee	L 97-112	45-27
Dec. 21	@ Milwaukee	L 88-113	19-13	Mar. 5	Atlanta	L 104-105	45-28
Dec. 22	Atlanta	L 115-119	19-14	Mar. 6	@ Seattle	L 109-121	45-29
Dec. 25	Boston	W 123-113	20-14	Mar. 7	Chicago	W 117-108	46-29
Dec. 27	Phoenix	W 128-110	21-14	Mar. 9	Baltimore	L 95-107	46-30
Dec. 29	Chicago	W 126-117	22-14	Mar. 12	Buffalo	L 109-116	46-31
Dec. 30	@ Phoenix	L 114-132	22-15	Mar. 14	Detroit	W 110-100	47-31
Jan. 1	San Diego	L 106-117	22-16	Mar. 16	@ New York	L 82-115	47-32
Jan. 2	@ San Diego	L 108-109 (OT)	22-17	Mar. 17	@ Boston	L 104-112	47-33
Jan. 5	Cincinnati (@ Omaha)	L 112-146	22-18	Mar. 19	Phoenix	L 106-111	47-34
Jan. 7	@ Cleveland	W 110-105	23-18	Mar. 21	New York	W 101-98	48-34

*Did not finish season on Laker roster



69-13 - 1ST IN PACIFIC DIVISION

Head Coach: Bill Sharman
Asst. Coach: K.C. Jones
Standing: Gail Goodrich, Jim Cleamons, Pat Riley, Jim McMillian, Jerry West, Flynn Robinson
Seated: Keith Erickson, Happy Hairston, Leroy Ellis, Wilt Chamberlain, John Trapp, Elgin Baylor



NBA Champions

1971-72 REGULAR SEASON STATISTICS / GAME-BY-GAME RESULTS

	G	MIN	FGM	FGA	PCT	FTM	FTA	PCT	REB	AST	PF	DQ	PTS	AVG
Goodrich	82	3040	826	1695	.487	475	559	.850	295	365	210	0	2127	25.9
West	77	2973	735	1540	.477	515	633	.814	327	747	209	0	1985	25.8
McMillian	80	3050	642	1331	.482	219	277	.791	522	209	209	0	1503	18.8
Chamberlain	82	3469	496	764	.649	221	524	.422	1572	329	196	0	1213	14.8
Hairston	80	2748	368	798	.461	311	399	.779	1045	193	251	2	1047	13.1
Baylor	9	239	42	97	.433	22	27	.815	57	18	20	0	106	11.8
Robinson	64	1007	262	535	.490	111	129	.860	115	138	139	2	635	9.9
Riley	67	926	197	441	.447	55	74	.743	127	75	110	0	449	6.7
Trapp	58	759	139	314	.443	51	73	.699	180	42	130	3	329	5.7
Erickson	15	262	40	83	.482	6	7	.857	39	35	26	0	86	5.7
Ellis	74	1081	138	300	.460	66	95	.695	310	46	115	0	342	4.6
Cleamons	38	201	35	100	.350	28	36	.778	39	35	21	0	98	2.6

DATE	OPPONENT	BOX SCORE	W / L	DATE	OPPONENT	BOX SCORE	W / L
Oct. 15	@ Detroit	W 132-103	1-0	Jan. 7	@ Atlanta	W 134-90	39-3
Oct. 16	@ New York	W 119-104	2-0	Jan. 9	@ Milwaukee	L 104-120	39-4
Oct. 19	@ Buffalo	W 123-106	3-0	Jan. 11	@ Detroit	W 123-103	40-4
Oct. 20	@ Atlanta	W 126-104	4-0	Jan. 12	@ Cincinnati	L 107-108	40-5
Oct. 22	Chicago	L 106-113	4-1	Jan. 14	@ Philadelphia	W 135-121	41-5
Oct. 24	@ Houston	W 113-103	5-1	Jan. 21	New York	L 101-104	41-6
Oct. 29	Cincinnati	W 119-107	6-1	Jan. 22	@ Phoenix	L 102-116	41-7
Oct. 30	@ Seattle	L 106-115	6-2	Jan. 25	Phoenix	W 129-119	42-7
Oct. 31	Golden State	L 105-109	6-3	Jan. 28	Houston	W 118-105	43-7
Nov. 5	Baltimore	W 110-106	7-3	Jan. 30	Portland	W 153-131	44-7
Nov. 6	@ Golden State	W 105-89	8-3	Feb. 4	Milwaukee	W 118-105	45-7
Nov. 7	New York	W 103-96	9-3	Feb. 5	@ Golden State	W 108-96	46-7
Nov. 9	@ Chicago	W 122-109	10-3	Feb. 6	Baltimore	W 151-127	47-7
Nov. 10	@ Philadelphia	W 143-103	11-3	Feb. 8	@ New York	W 107-102	48-7
Nov. 12	Seattle	W 115-107	12-3	Feb. 9	@ Atlanta	W 117-113	49-7
Nov. 13	@ Portland	W 130-108	13-3	Feb. 11	@ Boston	L 108-121	49-8
Nov. 14	Boston	W 128-115	14-3	Feb. 13	Balt. (@ College Park)	W 121-110	50-8
Nov. 16	Cleveland	W 108-90	15-3	Feb. 15	Cincinnati	W 125-118	51-8
Nov. 19	Houston	W 106-99	16-3	Feb. 16	@ Phoenix	L 109-110	51-9
Nov. 21	Milwaukee	W 112-105	17-3	Feb. 18	Portland	W 125-114	52-9
Nov. 25	@ Seattle	W 139-115	18-3	Feb. 19	@ Portland	W 115-94	53-9
Nov. 26	Detroit	W 132-113	19-3	Feb. 20	Boston	W 132-113	54-9
Nov. 28	Seattle	W 138-121	20-3	Feb. 22	Detroit	L 134-135 (OT)	54-10
Dec. 1	@ Boston	W 124-111	21-3	Feb. 23	Houston (@ Waco)	L 110-115	54-11
Dec. 3	@ Philadelphia	W 131-116	22-3	Feb. 25	Cincinnati	W 109-88	55-11
Dec. 5	Portland	W 123-107	23-3	Feb. 27	Chicago	W 123-118 (OT)	56-11
Dec. 8	@ Houston	W 125-120	24-3	Feb. 29	@ New York	W 114-111	57-11
Dec. 9	@ Golden State	W 124-111	25-3	Mar. 1	Milwaukee (@ Madison)	W 109-108	58-11
Dec. 10	Phoenix	W 126-117	26-3	Mar. 3	Atlanta	W 114-104	59-11
Dec. 12	Atlanta	W 104-95	27-3	Mar. 5	Baltimore	L 94-108	59-12
Dec. 14	@ Portland	W 129-114	28-3	Mar. 7	Philadelphia	W 114-97	60-12
Dec. 17	Golden State	W 129-99	29-3	Mar. 10	Cleveland	W 132-98	61-12
Dec. 18	@ Phoenix	W 132-106	30-3	Mar. 12	Buffalo	W 141-102	62-12
Dec. 19	Philadelphia	W 154-132	31-3	Mar. 14	@ Detroit	W 129-116	63-12
Dec. 21	@ Buffalo	W 117-103	32-3	Mar. 15	@ Cincinnati	W 121-116	64-12
Dec. 22	@ Baltimore	W 127-120	33-3	Mar. 17	Milwaukee	W 123-107	65-12
Dec. 26	Houston	W 137-115	34-3	Mar. 19	Golden State	W 162-99	66-12
Dec. 28	Buffalo	W 105-87	35-3	Mar. 21	@ Chicago	W 109-104	67-12
Dec. 30	@ Seattle	W 122-106	36-3	Mar. 22	@ Cleveland	L 120-124	67-13
Jan. 2	Boston	W 122-113	37-3	Mar. 24	Phoenix	W 112-110	68-13
Jan. 5	@ Cleveland	W 113-103	38-3	Mar. 26	Seattle	W 124-98	69-13

1972-73 LOS ANGELES LAKERS



60-22 - 1ST IN PACIFIC DIVISION

Head Coach: Bill Sharman
Asst. Coach: John Barnhill
Standing: Gail Goodrich, Jerry West, Travis Grant, Pat Riley, Jim Price
Seated: Keith Erickson, Happy Hairston, Mel Counts, Wilt Chamberlain, Bill Bridges, Jim McMillian
Not pictured: Roger Brown, Bill Turner, Leroy Ellis, Flynn Robinson, John Trapp

Western Conference Champions

1972-73 REGULAR SEASON STATISTICS / GAME-BY-GAME RESULTS

	G	MIN	FGM	FGA	PCT	FTM	FTA	PCT	REB	AST	PF	DQ	PTS	AVG
Goodrich	76	2697	750	1615	.464	314	374	.840	263	332	193	1	1814	23.9
West	69	2460	618	1291	.479	339	421	.805	289	607	138	0	1575	22.8
McMillian	81	2953	655	1431	.458	223	264	.845	447	221	176	0	1533	18.9
Hairston	28	939	158	328	.482	140	178	.787	370	68	77	0	456	16.3
Chamberlain	82	3542	426	586	.727	232	455	.510	1526	365	191	0	1084	13.2
Bridges†	72	2491	286	597	.479	133	190	.700	782	196	261	3	705	9.8
Erickson	76	1920	299	696	.460	89	110	.809	337	242	190	3	687	9.0
Riley	55	801	167	390	.428	65	82	.793	65	81	126	0	399	7.3
Price	59	828	158	359	.440	60	73	.822	115	97	119	1	376	6.4
Robinson*	6	47	14	28	.500	6	8	.750	7	8	11	0	34	5.7
Counts†	59	611	127	278	.457	39	58	.672	237	62	98	1	293	5.0
Grant	33	153	51	116	.440	23	26	.885	52	7	19	0	125	3.8
Ellis	10	156	11	40	.275	4	5	.800	33	3	13	0	26	2.6
Trapp	5	35	3	12	.250	7	10	.700	14	2	10	0	13	2.6
Turner†	19	117	17	52	.327	4	7	.571	25	11	13	0	38	2.0
Brown	1	5	0	0	---	1	3	.333	0	0	1	0	1	1.0

DATE	OPPONENT	BOX SCORE	W / L	DATE	OPPONENT	BOX SCORE	W / L
Oct. 11	@ K.C. Omaha	W 129-94	1-0	Jan. 12	@ Chicago	W 109-97	32-10
Oct. 13	@ Boston	L 104-112	1-1	Jan. 14	@ Atlanta	W 102-100	33-10
Oct. 14	@ New York	L 100-125	1-2	Jan. 16	Baltimore	L 104-112	33-11
Oct. 15	@ Cleveland	W 95-83	2-2	Jan. 19	New York	W 95-88	34-11
Oct. 20	Portland	W 126-104	3-2	Jan. 20	@ Phoenix	W 124-104	35-11
Oct. 22	Chicago	W 104-99	4-2	Jan. 21	K.C. Omaha	W 123-102	36-11
Oct. 24	@ K.C. Omaha	W 114-94	5-2	Jan. 26	Golden State	W 100-84	37-11
Oct. 25	Houston (@ San Antonio)	W 112-107	6-2	Jan. 27	@ Golden State	W 122-107	38-11
Oct. 27	Golden State	L 91-119	6-3	Jan. 28	Seattle	W 130-94	39-11
Oct. 29	Phoenix	W 133-123	7-3	Jan. 30	Chicago	W 95-92	40-11
Nov. 3	Detroit	W 116-107	8-3	Feb. 1	@ Phoenix	W 120-106	41-11
Nov. 4	@ Portland	W 134-120	9-3	Feb. 2	Houston	W 126-109	42-11
Nov. 5	@ Seattle	W 124-115	10-3	Feb. 4	Balt. (@ College Park)	W 125-115	43-11
Nov. 7	Houston	W 122-109	11-3	Feb. 6	@ New York	W 95-90	44-11
Nov. 10	Cleveland	W 118-88	12-3	Feb. 7	@ Boston	L 112-113 (OT)	44-12
Nov. 14	@ Milwaukee	W 95-92	13-3	Feb. 9	@ Milwaukee	L 88-109	44-13
Nov. 15	@ Detroit	W 110-99	14-3	Feb. 11	Philadelphia	W 108-90	45-13
Nov. 17	Buffalo	W 103-100	15-3	Feb. 13	Seattle	W 101-98	46-13
Nov. 19	Philadelphia	W 135-95	16-3	Feb. 16	Baltimore	W 121-103	47-13
Nov. 24	Detroit	W 140-123	17-3	Feb. 17	@ Portland	W 110-103	48-13
Nov. 25	@ Phoenix	W 116-109	18-3	Feb. 18	Atlanta	L 92-99	48-14
Nov. 26	Phoenix	W 112-107	19-3	Feb. 20	@ Chicago	L 89-103	48-15
Dec. 1	Atlanta	L 109-114 (OT)	19-4	Feb. 21	@ Detroit	L 98-106	48-16
Dec. 2	@ Golden State	W 112-103	20-4	Feb. 23	Golden State	L 106-111	48-17
Dec. 5	Milwaukee	W 116-94	21-4	Feb. 25	Milwaukee	W 91-82	49-17
Dec. 8	Seattle	W 119-100	22-4	Feb. 27	K.C. Omaha	L 103-107	49-18
Dec. 10	Portland	W 137-101	23-4	Mar. 2	Chicago	W 108-88	50-18
Dec. 12	@ Chicago	W 106-105 (OT)	24-4	Mar. 4	Cleveland	W 127-84	51-18
Dec. 13	@ Philadelphia	W 128-90	25-4	Mar. 6	@ Portland	W 114-102	52-18
Dec. 15	Boston	L 98-102	25-5	Mar. 9	Boston	L 111-119	52-19
Dec. 19	@ Buffalo	W 126-100	26-5	Mar. 11	Detroit	W 141-117	53-19
Dec. 20	@ Baltimore	W 96-90	27-5	Mar. 13	@ Buffalo	W 121-112	54-19
Dec. 22	Phoenix	L 110-118	27-6	Mar. 14	@ Detroit	W 121-112	55-19
Dec. 26	Portland	W 116-92	28-6	Mar. 16	New York	L 98-109	55-20
Dec. 27	@ Houston	L 104-136	28-7	Mar. 18	Phoenix	W 131-113	56-20
Dec. 29	K.C. Omaha	W 123-92	29-7	Mar. 20	@ Atlanta	L 112-114	56-21
Jan. 1	@ Seattle	W 108-103	30-7	Mar. 21	@ K.C. Omaha	W 124-118	57-21
Jan. 2	@ Golden State	L 106-112	30-8	Mar. 23	Buffalo	W 121-101	58-21
Jan. 6	@ Cleveland	L 93-108	30-9	Mar. 25	@ Seattle	W 109-93	59-21
Jan. 7	@ Milwaukee	L 92-99	30-10	Mar. 27	Milwaukee	L 84-85	59-22
Jan. 10	@ Philadelphia	W 120-96	31-10	Mar. 28	@ Golden State	W 96-89	60-22

*Did not finish season on Laker roster;
† Totals with Lakers only



47-35 - 1ST IN PACIFIC DIVISION

Head Coach: Bill Sharman
Asst. Coach: John Barnhill
Standing: Gail Goodrich, Jim Price, Kermit Washington, Pat Riley, Nate Hawthorne, Jerry West
Seated: Stan Love, Happy Hairston, Mel Counts, Elmore Smith, Bill Bridges, Connie Hawkins
Not pictured: Travis Grant



1973-74 REGULAR SEASON STATISTICS / GAME-BY-GAME RESULTS

	G	MIN	FGM	FGA	PCT	FTM	FTA	PCT	OFF	DEF	TOT	AST	PF	DQ	STL	BLK	PTS	AVG	HI
Goodrich	82	3061	784	1773	.442	508	588	.864	95	155	250	427	227	3	126	12	2076	25.3	49
West	31	967	232	519	.447	165	198	.833	30	86	116	206	80	0	81	23	629	20.3	35
Price	82	2628	538	1197	.449	187	234	.799	120	258	378	369	229	2	157	29	1263	15.4	31
Hairston	77	2634	385	759	.507	343	445	.771	335	705	1040	208	264	2	64	17	1113	14.5	29
Hawkins†	71	2538	368	733	.502	173	224	.772	162	360	522	379	203	1	105	78	909	12.8	26
Smith	81	2922	434	949	.457	147	249	.590	204	702	906	150	309	8	71	393	1015	12.5	37
Riley	72	1361	287	667	.430	110	144	.764	38	90	128	148	173	1	54	3	684	9.5	22
Bridges	65	1812	216	513	.421	116	164	.707	193	306	499	148	219	3	58	31	548	8.4	28
Love	51	698	119	278	.428	49	64	.766	54	116	170	48	132	3	28	20	287	5.6	21
Washington	45	400	73	151	.483	26	49	.531	62	85	147	19	77	0	21	18	172	3.8	18
Counts	45	499	61	167	.365	24	33	.727	56	90	146	54	85	2	20	23	146	3.2	16
Hawthorne	33	229	38	93	.409	30	48	.625	16	32	23	33	1	9	6		106	3.2	13
Grant	3	6	1	4	.250	1	3	.333	0	1	1	0	1	0	0	0	3	1.0	3

DATE	OPPONENT	BOX SCORE	W / L	DATE	OPPONENT	BOX SCORE	W / L
Oct. 9	@ Chicago	W 117-97	1-0	Jan. 6	K.C. Omaha	W 109-105	24-18
Oct. 11	@ Atlanta	L 102-129	1-1	Jan. 8	@ Capital	L 92-94	24-19
Oct. 13	@ Buffalo	W 125-122	2-1	Jan. 9	@ Detroit	L 94-123	24-20
Oct. 19	Seattle	W 118-91	3-1	Jan. 11	@ Boston	W 111-103	25-20
Oct. 21	Atlanta	L 100-119	3-2	Jan. 12	@ Philadelphia	W 108-101	26-20
Oct. 23	@ Houston	W 107-98	4-2	Jan. 18	@ K.C. Omaha	W 116-115	27-20
Oct. 24	@ K.C. Omaha	W 92-91	5-2	Jan. 20	@ Milwaukee	L 90-94	27-21
Oct. 26	Detroit	W 94-92	6-2	Jan. 22	Cleveland	L 110-111 (OT)	27-22
Oct. 28	Portland	W 111-98	7-2	Jan. 25	Capital	W 143-124	28-22
Oct. 30	@ Portland	L 112-114	7-3	Jan. 27	Milwaukee	W 99-92	29-22
Nov. 2	New York	L 91-106	7-4	Feb. 1	Phoenix	W 121-110	30-22
Nov. 4	Houston	W 106-93	8-4	Feb. 2	@ Phoenix	L 112-119	30-23
Nov. 6	@ Cleveland	L 96-115	8-5	Feb. 3	Portland	W 124-91	31-23
Nov. 7	@ Milwaukee	L 92-109	8-6	Feb. 5	@ Houston	L 112-116 (OT)	31-24
Nov. 9	@ Seattle	W 118-111	9-6	Feb. 6	@ Atlanta	L 103-107	31-25
Nov. 16	Chicago	W 118-102	10-6	Feb. 10	@ Chicago	L 86-96	31-26
Nov. 17	@ Phoenix	W 130-110	11-6	Feb. 12	Houston	L 119-129	31-27
Nov. 18	Cleveland	W 102-100	12-6	Feb. 15	Seattle	W 112-96	32-27
Nov. 20	@ New York	L 89-105	12-7	Feb. 17	Atlanta	L 110-113	32-28
Nov. 21	@ Capital	W 106-97	13-7	Feb. 19	@ K.C. Omaha	L 86-92	32-29
Nov. 24	@ Portland	W 113-108	14-7	Feb. 20	@ Detroit	L 110-112	32-30
Nov. 25	Portland	W 137-109	15-7	Feb. 22	Philadelphia	W 104-103	33-30
Nov. 30	K.C. Omaha	W 123-107	16-7	Feb. 23	@ Seattle	W 118-116	34-30
Dec. 1	@ Portland	L 115-134	16-8	Feb. 24	Chicago	W 100-90	35-30
Dec. 2	Detroit	L 108-114	16-9	Feb. 26	@ Buffalo	W 119-112	36-30
Dec. 4	Phoenix	W 120-103	17-9	Feb. 27	@ Milwaukee	W 110-108	37-30
Dec. 7	Seattle	L 111-115	17-10	Mar. 1	K.C. Omaha	W 107-100	38-30
Dec. 8	@ Golden State	L 111-135	17-11	Mar. 3	Golden State	W 108-104	39-30
Dec. 9	Capital	L 96-110	17-12	Mar. 5	@ Portland	L 102-107	39-31
Dec. 11	@ Cleveland	L 100-101 (OT)	17-13	Mar. 6	Boston	W 116-111	40-31
Dec. 12	@ Detroit	L 96-114	17-14	Mar. 8	Detroit	W 129-113	41-31
Dec. 14	@ Chicago	W 100-97	18-14	Mar. 10	@ Boston	L 82-94	41-32
Dec. 16	Boston	L 110-115	18-15	Mar. 12	@ New York	W 109-102	42-32
Dec. 18	Milwaukee	W 109-107	19-15	Mar. 13	@ Philadelphia	W 121-100	43-32
Dec. 21	Philadelphia	W 116-107	20-15	Mar. 15	Golden State	L 107-112	43-33
Dec. 25	@ Phoenix	L 100-135	20-16	Mar. 16	@ Golden State	L 105-135	43-34
Dec. 26	@ Seattle	L 105-129	20-17	Mar. 17	New York	W 126-114	44-34
Dec. 28	Phoenix	W 119-107	21-17	Mar. 20	Milwaukee	W 120-114	45-34
Dec. 29	@ Golden State	L 100-102	21-18	Mar. 22	Chicago	W 99-93	46-34
Dec. 30	Buffalo	W 108-105	22-18	Mar. 24	Buffalo	W 150-124	47-34
Jan. 4	Golden State	W 114-111	23-18	Mar. 26	Seattle	L 115-121	47-35

1974-75 LOS ANGELES LAKERS



30-52 - 5TH IN PACIFIC DIVISION

Head Coach: Bill Sharman
Asst. Coach: John Barnhill
Standing: Pat Riley, Brian Winters, Stu Lantz, Lucius Allen, Gail Goodrich
Seated: Cazzie Russell, Happy Hairston, Kermit Washington, Elmore Smith, Zelmo Beaty, Corky Calhoun
Not pictured: Bill Bridges, Connie Hawkins, Stan Love, Jim Price

1974-75 REGULAR SEASON STATISTICS / GAME-BY-GAME RESULTS

	G	MIN	FGM	FGA	PCT	FTM	FTA	PCT	OFF	DEF	TOT	AST	PF	DQ	STL	BLK	PTS	AVG	HI
Goodrich	72	2668	656	1429	.459	318	378	.841	96	123	219	420	214	1	102	6	1630	22.6	53
Price*	9	339	75	167	.449	41	45	.911	17	26	43	63	36	1	21	3	191	21.2	27
Allen†	56	2011	443	1006	.440	207	269	.770	81	166	247	319	194	4	122	28	1093	19.5	39
Russell	40	1055	264	580	.455	101	113	.894	34	81	115	109	56	0	27	2	629	15.7	30
Winters	68	1516	359	810	.443	76	92	.826	39	99	138	195	168	1	74	18	794	11.7	30
Riley	46	1016	219	523	.419	69	93	.742	25	60	85	121	128	0	36	4	507	11.0	38
Smith	74	2341	346	702	.493	112	231	.485	210	600	810	145	255	6	84	216	804	10.9	30
Hairston	74	2283	271	536	.506	217	271	.801	304	642	946	173	218	2	52	11	759	10.3	21
Lantz†	56	1430	189	446	.424	145	176	.824	81	89	170	158	134	1	44	10	523	9.3	26
Hawkins	43	1026	139	324	.429	68	99	.687	54	144	198	120	116	1	51	23	346	8.0	24
Love	30	431	85	194	.438	47	66	.712	31	66	97	26	69	1	16	13	217	7.2	18
Beaty	69	1213	136	310	.439	108	135	.800	93	234	327	74	130	1	45	29	380	5.5	19
Calhoun†	57	1270	120	286	.420	44	62	.710	95	141	236	75	160	1	29	23	284	5.0	13
Washington	55	949	87	207	.420	72	122	.590	106	244	350	66	155	2	45	32	246	4.5	12
Bridges*	17	307	20	57	.351	16	30	.533	46	48	94	27	46	1	7	5	56	3.3	15

DATE	OPPONENT	BOX SCORE	W / L	DATE	OPPONENT	BOX SCORE	W / L
Oct. 18	Golden State	W 105-90	1-0	Jan. 11	@ Washington	L 90-102	17-25
Oct. 20	K.C. Omaha	L 95-105	1-1	Jan. 21	@ Golden State	L 108-138	17-26
Oct. 25	Detroit	L 107-110	1-2	Jan. 24	New Orleans	W 110-108	18-26
Oct. 27	Phoenix	W 123-116	2-2	Jan. 26	Philadelphia	L 97-103	18-27
Oct. 29	@ Portland	W 105-102	3-2	Jan. 28	@ Houston	L 89-104	18-28
Oct. 30	@ Seattle	L 97-117	3-3	Jan. 29	@ New Orleans	W 112-108	19-28
Nov. 1	Milwaukee	W 109-86	4-3	Jan. 31	@ Phoenix	L 101-105	19-29
Nov. 3	Buffalo	L 101-124	4-4	Feb. 2	Seattle	L 112-119	19-30
Nov. 8	New York	L 105-117	4-5	Feb. 4	@ New York	L 94-109	19-31
Nov. 10	Golden State	L 103-106	4-6	Feb. 5	@ Philadelphia	W 113-110 (2OT)	20-31
Nov. 13	@ Seattle	L 103-108	4-7	Feb. 7	@ Buffalo	L 98-108	20-32
Nov. 15	Philadelphia	W 105-99	5-7	Feb. 9	@ Detroit	L 96-97	20-33
Nov. 16	@ Portland	L 99-112	5-8	Feb. 11	Buffalo	L 108-112	20-34
Nov. 17	Chicago	L 76-96	5-9	Feb. 14	Atlanta	W 108-100	21-34
Nov. 22	Houston	W 89-83	6-9	Feb. 16	@ Seattle	L 87-109	21-35
Nov. 24	Washington	L 108-111	6-10	Feb. 18	@ Chicago	L 105-128	21-36
Nov. 26	@ Milwaukee	W 105-102	7-10	Feb. 19	@ K.C. Omaha	L 92-115	21-37
Nov. 27	@ K.C. Omaha	L 89-107	7-11	Feb. 21	Golden State	L 93-105	21-38
Nov. 29	New Orleans	W 127-122	8-11	Feb. 23	Boston	L 115-119	21-39
Nov. 30	@ Golden State	L 118-128	8-12	Feb. 26	Portland	L 116-117 (2OT)	21-40
Dec. 1	Phoenix	W 111-105 (OT)	9-12	Feb. 28	Cleveland	W 109-105	22-40
Dec. 3	@ New York	L 95-100	9-13	Mar. 2	@ Washington	L 104-117	22-41
Dec. 4	@ Boston	L 90-101	9-14	Mar. 4	@ Atlanta	L 97-109	22-42
Dec. 6	Atlanta	W 100-84	10-14	Mar. 5	@ New Orleans	L 117-123	22-43
Dec. 7	@ Phoenix	L 88-92	10-15	Mar. 7	Chicago	L 87-89	22-44
Dec. 8	Phoenix	W 107-102	11-15	Mar. 9	Houston	W 116-95	23-44
Dec. 13	Seattle	W 109-93	12-15	Mar. 11	@ Detroit	W 95-94	24-44
Dec. 15	@ Portland	L 97-100	12-16	Mar. 13	@ Cleveland	L 85-104	24-45
Dec. 17	Cleveland	L 106-119	12-17	Mar. 14	@ Milwaukee	W 105-104	25-45
Dec. 20	Detroit	L 102-103	12-18	Mar. 16	Golden State	W 111-95	26-45
Dec. 21	@ Phoenix	L 104-114	12-19	Mar. 18	New York	L 100-109	26-46
Dec. 22	Portland	W 115-102	13-19	Mar. 21	Seattle	W 112-109 (OT)	27-46
Dec. 26	@ Cleveland	W 99-89	14-19	Mar. 23	Milwaukee	W 116-97	28-46
Dec. 27	@ Chicago	W 105-93	15-19	Mar. 25	@ Golden State	L 122-139	28-47
Dec. 28	@ Atlanta	L 89-106	15-20	Mar. 26	@ Seattle	L 89-110	28-48
Dec. 30	@ Houston	L 107-120	15-21	Mar. 28	K.C. Omaha	W 114-103	29-48
Jan. 3	Boston	L 106-127	15-22	Mar. 30	Phoenix	W 104-90	30-48
Jan. 5	Washington	W 112-109 (OT)	16-22	Apr. 1	Portland	L 106-124	30-49
Jan. 7	@ Buffalo	L 107-115	16-23	Apr. 2	@ Phoenix	L 106-108	30-50
Jan. 8	@ Philadelphia	L 106-98	17-23	Apr. 4	Seattle	L 102-111	30-51
Jan. 10	@ Boston	L 97-103	17-24	Apr. 6	@ Portland	L 97-126	30-52

*Did not finish season on Laker roster;
† Totals with Lakers only



40-42 - 4TH IN PACIFIC DIVISION

Head Coach: Bill Sharman
Asst. Coach: Larry Cregger
Standing: Gail Goodrich, Stu Lantz, Cazzie Russell, C.J. Kupec, Corky Calhoun, Don Freeman, Ron Williams
Seated: Cliff Meely, Carrell Warner, Jim McDaniels, Kareem Abdul-Jabbar, Don Ford, Kermit Washington
Not pictured: Lucius Allen, Pat Riley, John Roche, Walt Wesley



1975-76 REGULAR SEASON STATISTICS / GAME-BY-GAME RESULTS

	G	MIN	FGM	FGA	PCT	FTM	FTA	PCT	OFF	DEF	TOT	AST	PF	DQ	STL	BLK	PTS	AVG	HI
Abdul-Jabbar	82	3379	914	1728	.529	447	636	.703	272	1111	1383	413	292	6	119	338	2275	27.7	48
Goodrich	75	2646	583	1321	.441	293	346	.847	94	120	214	421	238	3	123	17	1459	19.5	37
Allen	76	2388	461	1004	.459	197	254	.776	64	150	214	357	241	2	101	20	1119	14.7	28
Russell	74	1625	371	802	.463	132	148	.892	50	133	183	122	122	0	53	3	874	11.8	33
Freeman	64	1480	263	606	.434	163	199	.819	72	108	180	171	160	1	57	11	689	10.8	25
Ford	76	1838	311	710	.438	104	139	.748	118	215	333	111	186	3	50	14	726	9.6	25
Warner	81	2512	251	524	.479	89	128	.695	223	499	722	106	283	3	55	46	591	7.3	24
Riley*	2	23	5	13	.385	1	3	.333	1	2	3	0	5	0	1	1	11	5.5	9
Calhoun	76	1816	172	368	.467	65	83	.783	117	224	341	85	216	4	62	35	409	5.4	18
Williams	9	158	17	43	.395	10	13	.769	2	17	19	21	15	0	3	0	44	4.9	12
Lantz	53	853	85	204	.417	80	89	.899	28	71	99	76	105	1	27	3	250	4.7	19
Wesley	1	7	1	2	.500	2	4	.500	0	1	1	1	2	0	0	0	4	4.0	4
Washington	36	492	39	90	.433	45	66	.682	51	114	165	20	76	0	11	26	123	3.4	14
Meely†	20	139	20	51	.392	24	32	.750	10	35	45	9	30	0	5	4	64	3.2	11
McDaniels	35	242	41	102	.402	9	9	1.00	26	48	74	15	40	1	4	10	91	2.6	12
Kupec	16	55	10	40	.250	7	11	.636	4	19	23	5	7	0	3	0	27	1.7	6
Roche	15	52	3	14	.214	2	4	.500	0	3	3	6	7	0	0	0	8	0.5	4

DATE	OPPONENT	BOX SCORE	W / L	DATE	OPPONENT	BOX SCORE	W / L
Oct. 23	@ New York	W 104-101	1-0	Jan. 9	@ Philadelphia	L 106-109	22-20
Oct. 27	@ Philadelphia	L 104-117	1-1	Jan. 11	@ Milwaukee	L 89-95	22-21
Oct. 28	@ Milwaukee	W 99-92	2-1	Jan. 13	@ Chicago	W 104-102	23-21
Oct. 29	@ Detroit	L 99-112	2-2	Jan. 22	@ Golden State	L 105-129	23-22
Oct. 31	Seattle	W 120-104	3-2	Jan. 23	@ Portland	L 96-119	23-23
Nov. 2	Atlanta	W 116-113 (OT)	4-2	Jan. 25	Washington	L 101-105	23-24
Nov. 4	@ Kansas City	L 98-116	4-3	Jan. 28	Phoenix	W 121-118	24-24
Nov. 5	@ New Orleans	L 110-113	4-4	Jan. 30	Portland	L 113-121	24-25
Nov. 7	New York	W 105-97	5-4	Feb. 1	Philadelphia	W 103-82	25-25
Nov. 8	@ Golden State	L 106-114	5-5	Feb. 5	@ Kansas City	L 109-117	25-26
Nov. 9	Kansas City	W 125-112	6-5	Feb. 6	@ Chicago	L 106-112	25-27
Nov. 12	New Orleans	W 116-100	7-5	Feb. 8	@ Atlanta	W 97-89	26-27
Nov. 14	Phoenix	W 114-107	8-5	Feb. 10	Detroit	W 106-88	27-27
Nov. 16	Chicago	W 110-93	9-5	Feb. 13	New Orleans	W 126-111	28-27
Nov. 18	@ Buffalo	L 106-120	9-6	Feb. 15	@ Washington	L 88-101	28-28
Nov. 19	@ Houston	W 118-110	10-6	Feb. 17	@ New Orleans	W 115-101	29-28
Nov. 21	Milwaukee	W 116-104	11-6	Feb. 18	@ Houston	L 98-114	29-29
Nov. 23	Houston	W 110-99	12-6	Feb. 20	Boston	L 113-125	29-30
Nov. 26	@ Portland	L 101-118	12-7	Feb. 22	@ Seattle	L 91-97	29-31
Nov. 28	Buffalo	W 126-105	13-7	Feb. 27	Kansas City	W 97-90	30-31
Nov. 30	Portland	W 116-109	14-7	Feb. 29	Cleveland	W 108-97	31-31
Dec. 2	@ Washington	L 104-107	14-8	Mar. 5	Golden State	W 106-99	32-31
Dec. 3	@ Detroit	W 118-110	15-8	Mar. 7	Chicago	L 88-91	32-32
Dec. 7	Washington	W 114-106	16-8	Mar. 9	@ New York	L 96-101	32-33
Dec. 12	Philadelphia	W 114-102	17-8	Mar. 10	@ Boston	L 89-92	32-34
Dec. 13	@ Phoenix	L 108-116	17-9	Mar. 12	New York	W 113-95	33-34
Dec. 14	Detroit	W 110-100	18-9	Mar. 14	Buffalo	W 137-109	34-34
Dec. 16	Cleveland	L 103-123	18-10	Mar. 16	@ Cleveland	W 109-105	35-34
Dec. 18	@ Atlanta	L 98-114	18-11	Mar. 17	@ Milwaukee	L 96-109	35-35
Dec. 19	@ Chicago	L 91-104	18-12	Mar. 19	Detroit	W 122-107	36-35
Dec. 21	@ Cleveland	L 98-99	18-13	Mar. 20	@ Phoenix	L 93-106	36-36
Dec. 23	Kansas City	W 111-97	19-13	Mar. 21	Milwaukee	L 111-130	36-37
Dec. 26	Portland	W 104-95	20-13	Mar. 23	Houston	W 125-106	37-37
Dec. 27	@ Seattle	W 109-100	21-13	Mar. 26	Atlanta	W 107-85	38-37
Dec. 28	Boston	L 113-123	21-14	Mar. 27	@ Golden State	L 97-113	38-38
Dec. 30	Seattle	L 100-112	21-15	Mar. 28	Phoenix	L 97-100	38-39
Jan. 2	Golden State	L 105-113	21-16	Mar. 31	@ Seattle	L 109-120	38-40
Jan. 3	@ Golden State	L 99-130	21-17	Apr. 2	Seattle	W 113-105	39-40
Jan. 4	Portland	W 110-101	22-17	Apr. 4	Golden State	W 118-111	40-40
Jan. 6	@ Buffalo	L 113-114	22-18	Apr. 6	@ Portland	L 104-106	40-41
Jan. 7	@ Boston	L 103-109	22-19	Apr. 8	@ Phoenix	L 98-113	40-42

*Did not finish season on Laker roster.

† Totals with Lakers only.

1976-77 LOS ANGELES LAKERS



53-29 - 1ST IN PACIFIC DIVISION

Head Coach: Jerry West
Asst. Coaches: Jack McCloskey, Stan Albeck
Standing: Lucius Allen, Earl Tatum, Don Chaney, Marv Roberts, Tom Abernathy, Mack Calvin, Cazzie Russell, Stu Lantz, Bo Lamar
Seated: Don Ford, Kermit Washington, Kareem Abdul-Jabbar, C.J. Kupec
Not pictured: Allen Murphy, Johnny Neuman, Carnell Warner

1976-77 REGULAR SEASON STATISTICS / GAME-BY-GAME RESULTS

	G	MIN	FGM	FGA	PCT	FTM	FTA	PCT	OFF	DEF	TOT	AST	PF	DQ	STL	BLK	PTS	AVG	HI
Abdul-Jabbar	82	3016	888	1533	.579	376	536	.701	266	824	1090	319	262	4	101	261	2152	26.2	40
Russell	82	2583	578	1179	.490	188	219	.858	86	208	294	210	163	1	86	7	1344	16.4	35
Allen	78	2482	472	1035	.456	195	252	.774	58	193	251	405	183	0	116	19	1139	14.6	30
Washington	53	1342	191	380	.503	132	187	.706	182	310	492	48	183	1	43	52	514	9.7	20
Tatum	68	1249	283	607	.466	72	100	.720	83	153	236	118	168	1	85	22	638	9.4	23
Calvin*	12	207	27	82	.329	41	48	.854	6	10	16	21	16	0	11	1	95	7.9	20
Ford	82	1782	262	570	.460	73	102	.716	105	248	353	133	170	0	60	21	597	7.3	19
Lamar	71	1165	228	561	.406	46	68	.676	30	62	92	177	73	0	59	3	502	7.1	22
Abernathy	70	1378	169	349	.484	101	134	.754	113	178	291	98	118	1	49	10	439	6.3	19
Chaney	81	2408	213	522	.408	70	94	.745	120	210	330	308	224	4	140	33	496	6.1	16
Neumann†	59	888	146	363	.402	54	81	.667	19	44	63	137	127	2	28	8	346	5.9	24
Kupec	82	908	153	342	.447	78	101	.772	76	123	199	53	113	0	18	4	384	4.7	14
Warner	14	170	25	53	.472	4	6	.667	21	48	69	11	28	0	1	2	54	3.9	10
Murphy	2	18	1	5	.200	3	7	.429	3	1	4	0	5	0	0	0	5	2.5	3
Roberts	28	209	27	76	.355	4	6	.667	9	16	25	19	34	0	4	2	58	2.1	12

DATE	OPPONENT	BOX SCORE	W / L	DATE	OPPONENT	BOX SCORE	W / L
Oct. 21	@ NY Knicks	L 97-102	0-1	Jan. 18	@ Kansas City	W 113-111	27-15
Oct. 22	@ Washington	W 103-84	1-1	Jan. 21	NY Knicks	W 108-94	28-15
Oct. 24	@ Cleveland	L 95-100	1-2	Jan. 23	Indiana	W 121-104	29-15
Oct. 26	@ Kansas City	L 115-117 (OT)	1-3	Jan. 25	Seattle	W 120-109	30-15
Oct. 29	Atlanta	W 118-101	2-3	Jan. 26	@ Seattle	L 103-118	30-16
Oct. 31	Detroit	W 121-101	3-3	Jan. 28	Philadelphia	W 117-104	31-16
Nov. 5	NY Knicks	L 121-126	3-4	Jan. 30	New Orleans	W 101-99	32-16
Nov. 7	Kansas City	W 107-96	4-4	Feb. 1	Milwaukee	W 136-115	33-16
Nov. 9	@ Buffalo	L 116-121 (OT)	4-5	Feb. 4	@ Boston	L 98-99	33-17
Nov. 10	@ Boston	L 112-117	4-6	Feb. 6	@ Philadelphia	L 97-102	33-18
Nov. 12	Indiana	W 117-106	5-6	Feb. 8	@ NY Knicks	L 107-125	33-19
Nov. 14	Cleveland	L 95-97	5-7	Feb. 9	@ Buffalo	W 105-90	34-19
Nov. 19	Golden State	W 121-99	6-7	Feb. 11	Denver	W 117-109	35-19
Nov. 21	NY Nets	W 96-91	7-7	Feb. 18	Atlanta	L 101-111	35-20
Nov. 23	@ Milwaukee	W 117-114	8-7	Feb. 20	@ Washington	W 108-101	36-20
Nov. 24	@ Denver	L 112-122	8-8	Feb. 22	@ San Antonio	L 103-135	36-21
Nov. 26	Portland	W 99-96	9-8	Feb. 23	@ Detroit	L 101-102	36-22
Nov. 28	Chicago	W 103-84	10-8	Feb. 25	Philadelphia	W 104-102	37-22
Nov. 30	Washington	W 109-102	11-8	Feb. 27	Houston	W 106-101	38-22
Dec. 3	San Antonio	W 114-105	12-8	Mar. 1	@ Atlanta	W 92-90	39-22
Dec. 4	@ Golden State	L 114-116	12-9	Mar. 2	@ Houston	L 113-120	39-23
Dec. 7	@ Chicago	L 81-89	12-10	Mar. 4	Chicago	L 99-114	39-24
Dec. 8	@ Indiana	L 98-111	12-11	Mar. 6	Cleveland	W 104-99	40-24
Dec. 10	Houston	W 109-99	13-11	Mar. 11	Washington	W 94-91	41-24
Dec. 12	Denver	W 112-83	14-11	Mar. 13	@ NY Nets	W 84-81	42-24
Dec. 14	@ Atlanta	L 104-106	14-12	Mar. 14	@ Milwaukee	L 106-110	42-25
Dec. 15	@ New Orleans	W 115-105	15-12	Mar. 15	@ Denver	L 95-107	42-26
Dec. 17	Phoenix	W 118-105	16-12	Mar. 18	Golden State	W 98-85	43-26
Dec. 18	@ Portland	W 115-111 (OT)	17-12	Mar. 20	New Orleans	W 100-95	44-26
Dec. 19	Kansas City	W 103-92	18-12	Mar. 22	@ Chicago	L 86-102	44-27
Dec. 21	Buffalo	W 97-89	19-12	Mar. 23	@ Indiana	W 105-97	45-27
Dec. 25	@ Phoenix	L 96-113	19-13	Mar. 25	Phoenix	W 118-93	46-27
Dec. 26	Milwaukee	W 107-99	20-13	Mar. 26	@ Phoenix	W 109-102	47-27
Dec. 28	Boston	W 134-105	21-13	Mar. 27	Buffalo	W 92-89	48-27
Jan. 2	Portland	W 104-99	22-13	Mar. 29	Seattle	W 100-97	49-27
Jan. 5	@ Philadelphia	L 94-117	22-14	Apr. 1	San Antonio	W 107-102	50-27
Jan. 7	@ NY Nets	W 85-82	23-14	Apr. 3	Detroit	W 115-107 (OT)	51-27
Jan. 9	@ Detroit	W 124-118	24-14	Apr. 5	@ Golden State	L 103-132	51-28
Jan. 11	@ Cleveland	W 101-99	25-14	Apr. 8	NY Nets	W 124-100	52-28
Jan. 14	@ San Antonio	W 109-106	26-14	Apr. 9	@ Portland	L 116-145	52-29
Jan. 15	@ Houston	L 116-122	26-15	Apr. 10	@ Seattle	W 113-104	53-29

* Did not finish season on Laker roster;
† Totals with Lakers only



45-37 - 4TH IN PACIFIC DIVISION

Head Coach: Jerry West
Asst. Coaches: Jack McCloskey, Stan Albeck
Standing: Norm Nixon, Adrian Dantley, Jamaal Wilkes, Tom Abernathy, Charlie Scott, Lou Hudson, Brad Davis
Seated: Don Ford, Kareem Abdul-Jabbar, Dave Robisch, Kenny Carr
Not pictured: Don Chaney, Ernie DiGregorio, James Edwards, Earl Tatum, Kermit Washington



1977-78 REGULAR SEASON STATISTICS / GAME-BY-GAME RESULTS

	G	MIN	FGM	FGA	PCT	FTM	FTA	PCT	OFF	DEF	TOT	AST	PF	DQ	STL	TO	BLK	PTS	AVG	HI
Abdul-Jabbar	62	2265	663	1205	.550	274	350	.783	186	615	801	269	182	1	103	208	185	1600	25.8	43
Dantley†	56	1985	377	725	.520	334	417	.801	171	233	404	188	157	1	70	161	7	1088	19.4	37
Edwards*	25	723	145	316	.459	80	125	.640	44	136	180	29	89	3	16	57	28	370	14.8	32
Tatum*	25	663	153	314	.487	45	59	.763	23	67	90	70	85	1	37	53	10	351	14.0	25
Hudson	82	2283	493	992	.497	137	177	.774	80	108	188	193	196	0	94	150	14	1123	13.7	30
Nixon	81	2779	496	998	.497	115	161	.714	41	198	239	553	259	3	138	251	7	1107	13.7	28
Wilkes	51	1490	277	630	.440	106	148	.716	113	267	380	182	162	1	77	107	22	660	12.9	29
Scott†	48	1393	225	509	.442	110	142	.775	38	110	148	235	155	4	59	133	11	560	11.7	24
Washington	25	751	110	244	.451	68	110	.618	110	169	279	30	74	1	19	53	24	288	11.5	22
Ford	79	1945	272	576	.472	68	90	.756	106	247	353	142	210	1	68	88	46	612	7.7	22
Abernethy	73	1317	201	404	.498	91	111	.820	105	160	265	101	122	1	55	50	22	493	6.8	24
Carr	52	733	134	302	.444	55	85	.647	53	155	208	26	127	0	18	89	14	323	6.2	15
Robisch†	55	679	104	249	.418	50	65	.769	53	126	179	40	71	0	19	37	14	258	4.7	16
DiGregorio	25	332	41	100	.410	16	20	.800	5	18	23	71	22	0	6	46	0	98	3.9	11
Chaney*	9	133	13	36	.361	5	6	.833	4	7	11	17	14	0	8	11	3	31	3.4	11
Davis	33	334	30	72	.417	22	29	.759	4	31	35	83	39	1	15	35	2	82	2.5	10

DATE	OPPONENT	BOX SCORE	W / L	DATE	OPPONENT	BOX SCORE	W / L
Oct. 18	@ Milwaukee	L 112-117	0-1	Jan. 17	New York	W 121-108	18-24
Oct. 19	@ Indiana	W 133-120	1-1	Jan. 20	Washington	W 121-99	19-24
Oct. 21	@ Denver	L 101-106	1-2	Jan. 22	Houston	W 106-101	20-24
Oct. 23	Phoenix	L 101-104	1-3	Jan. 24	Philadelphia	W 117-102	21-24
Oct. 25	San Antonio	W 109-107	2-3	Jan. 27	Milwaukee	W 131-114	22-24
Oct. 28	@ Atlanta	L 95-102	2-4	Jan. 29	@ Washington	L 112-119	22-25
Oct. 29	@ San Antonio	L 118-129	2-5	Jan. 31	@ Cleveland	W 116-107	23-25
Nov. 2	@ New Jersey	W 107-102	3-5	Feb. 1	@ Boston	L 100-103 (OT)	23-26
Nov. 4	Indiana	W 111-99	4-5	Feb. 3	@ New Jersey	W 105-99 (OT)	24-26
Nov. 6	New York	L 102-106	4-6	Feb. 7	@ Buffalo	W 132-105	25-26
Nov. 11	New Orleans	W 123-107	5-6	Feb. 8	@ Detroit	W 105-95	26-26
Nov. 13	Golden State	W 97-95	6-6	Feb. 10	Golden State	W 135-107	27-26
Nov. 15	Cleveland	L 95-102 (OT)	6-7	Feb. 12	Atlanta	L 103-116	27-27
Nov. 18	Detroit	W 116-83	7-7	Feb. 14	San Antonio	W 128-114	28-27
Nov. 20	Chicago	L 80-102	7-8	Feb. 17	Boston	W 114-106	29-27
Nov. 22	@ Phoenix	L 107-118	7-9	Feb. 19	@ Golden State	W 115-93	30-27
Nov. 23	@ Seattle	L 89-113	7-10	Feb. 21	@ Chicago	W 106-104	31-27
Nov. 25	New Jersey	W 129-117	8-10	Feb. 22	@ Kansas City	L 122-127 (OT)	31-28
Nov. 27	Portland	L 93-100	8-11	Feb. 24	Denver	W 109-99	32-28
Nov. 29	@ Cleveland	L 101-118	8-12	Feb. 26	Detroit	L 124-127	32-29
Nov. 30	@ Detroit	L 98-104	8-13	Mar. 3	Philadelphia	W 96-95	33-29
Dec. 4	Denver	L 109-111	8-14	Mar. 5	Cleveland	W 128-117	34-29
Dec. 6	Milwaukee	W 109-108	9-14	Mar. 10	Chicago	W 115-109	35-29
Dec. 9	Houston	L 105-116	9-15	Mar. 11	@ Phoenix	L 114-120	35-30
Dec. 11	Buffalo	W 124-119 (OT)	10-15	Mar. 12	Phoenix	W 128-112	36-30
Dec. 13	@ New Orleans	L 94-117	10-16	Mar. 14	@ New York	W 135-117	37-30
Dec. 14	@ Houston	W 113-91	11-16	Mar. 15	@ Philadelphia	L 93-113	37-31
Dec. 16	Seattle	L 90-98	11-17	Mar. 17	Seattle	L 98-105	37-32
Dec. 18	Boston	W 104-97	12-17	Mar. 19	Atlanta	W 101-87	38-32
Dec. 20	Washington	W 120-115	13-17	Mar. 21	@ San Antonio	L 105-109	38-33
Dec. 23	@ Portland	L 98-108	13-18	Mar. 22	@ Houston	W 124-106	39-33
Dec. 25	@ Seattle	W 111-96	14-18	Mar. 24	Buffalo	W 120-115	40-33
Dec. 27	@ Golden State	W 123-82	15-18	Mar. 26	Indiana	W 110-99	41-33
Dec. 30	Kansas City	W 119-109	16-18	Mar. 28	@ Atlanta	L 104-105	41-34
Jan. 3	@ New York	W 120-117	17-18	Mar. 29	@ New Orleans	W 108-103	42-34
Jan. 4	@ Buffalo	L 93-94	17-19	Mar. 31	Portland	L 101-103	42-35
Jan. 6	@ Philadelphia	L 110-123	17-20	Apr. 2	Kansas City	W 133-127	43-35
Jan. 8	@ Indiana	L 103-104	17-21	Apr. 4	@ Milwaukee	W 103-102	44-35
Jan. 10	@ Chicago	L 106-110	17-22	Apr. 5	@ Washington	L 119-125	44-36
Jan. 11	@ Kansas City	L 94-102	17-23	Apr. 7	New Jersey	W 114-106	45-36
Jan. 14	@ Denver	L 112-123	17-24	Apr. 9	@ Portland	L 99-114	45-37

*Did not finish season on Laker roster.

† Totals with Lakers only.

1978-79 LOS ANGELES LAKERS



47-35 - 3RD IN PACIFIC DIVISION

Head Coach: Jerry West
Asst. Coaches: Stan Albeck, Jack McCloskey
Standing: Norm Nixon, Lou Hudson, Jamaal Wilkes, Adrian Dantley, Ron Carter, Jim Price, Ron Boone
Seated: Dave Robisch, Kenny Carr, Kareem Abdul-Jabbar, Don Ford
Not pictured: Michael Cooper, Brad Davis

1978-79 REGULAR SEASON STATISTICS / GAME-BY-GAME RESULTS

	G	MIN	FGM	FGA	PCT	FTM	FTA	PCT	OFF	DEF	TOT	AST	PF	DQ	STL	TO	BLK	PTS	AVG	HI
Abdul-Jabbar	80	3157	777	1347	.577	349	474	.736	207	818	1025	431	230	3	76	282	316	1903	23.8	40
Wilkes	82	2915	626	1242	.504	272	362	.751	164	445	609	227	275	2	134	224	27	1524	18.6	31
Dantley	60	1775	374	733	.510	292	342	.854	131	211	342	138	162	0	63	155	12	1040	17.3	40
Nixon	82	3145	623	1149	.542	158	204	.775	48	183	231	737	250	6	201	231	17	1404	17.1	29
Hudson	78	1686	329	636	.517	110	124	.887	64	76	140	141	133	1	58	99	17	768	9.8	23
Boone	82	1583	259	569	.455	90	104	.865	53	92	145	154	171	1	66	147	11	608	7.4	18
Carr	72	1149	225	450	.500	83	137	.606	70	222	292	60	152	0	38	116	31	533	7.4	17
Ford	79	1540	228	450	.507	72	89	.809	83	185	268	101	177	2	51	93	25	528	6.7	22
Price	75	1207	171	344	.497	55	79	.696	26	97	123	218	128	0	66	100	12	397	5.3	19
Robisch	80	1219	150	336	.446	86	115	.748	82	203	285	97	108	0	20	53	25	386	4.8	15
Davis*	5	65	8	11	.727	3	4	.750	0	1	1	9	10	0	2	6	0	19	3.8	9
Carter	46	332	54	124	.435	36	54	.667	21	24	45	25	54	1	17	40	7	144	3.1	14
Cooper	3	7	3	6	.500	0	0	---	0	0	0	0	1	0	1	1	0	6	2.0	4

DATE	OPPONENT	BOX SCORE	W / L	DATE	OPPONENT	BOX SCORE	W / L
Oct. 13	@ Philadelphia	L 102-110	0-1	Jan. 10	@ Boston	W 99-89	26-16
Oct. 14	@ New Jersey	L 100-102	0-2	Jan. 12	@ New Jersey	W 117-116	27-16
Oct. 17	@ Cleveland	L 111-113	0-3	Jan. 14	@ Seattle	W 108-99	28-16
Oct. 22	San Antonio	W 134-121	1-3	Jan. 17	@ San Diego	L 117-119	28-17
Oct. 24	@ San Diego	L 123-124	1-4	Jan. 19	Houston	L 121-122 (OT)	28-18
Oct. 27	San Diego	W 113-101	2-4	Jan. 21	Golden State	W 113-107	29-18
Oct. 29	Washington	W 109-93	3-4	Jan. 23	New York	W 148-124	30-18
Oct. 31	Denver	W 134-107	4-4	Jan. 25	@ Detroit	L 100-135	30-19
Nov. 3	New York	W 147-124	5-4	Jan. 26	@ Denver	L 107-119	30-20
Nov. 5	Cleveland	W 117-107	6-4	Jan. 28	Milwaukee	W 111-109	31-20
Nov. 7	@ Chicago	W 112-111	7-4	Jan. 29	New Jersey	W 127-108	32-20
Nov. 8	@ Indiana	W 113-111	8-4	Feb. 6	San Antonio	W 119-111 (OT)	33-20
Nov. 10	Kansas City	W 136-127	9-4	Feb. 7	@ Golden State	W 106-104	34-20
Nov. 12	Indiana	W 134-106	10-4	Feb. 9	Cleveland	W 106-103	35-20
Nov. 14	@ Milwaukee	W 137-119	11-4	Feb. 11	@ Kansas City	L 103-104	35-21
Nov. 15	@ Detroit	W 133-126	12-4	Feb. 13	@ Cleveland	L 111-117	35-22
Nov. 17	New Orleans	W 121-109	13-4	Feb. 16	@ Milwaukee	L 98-99	35-23
Nov. 19	Chicago	W 104-95	14-4	Feb. 18	@ Indiana	W 122-111	36-23
Nov. 22	@ Houston	W 121-114	15-4	Feb. 20	Golden State	L 91-102	36-24
Nov. 24	@ Washington	L 103-113	15-5	Feb. 23	Boston	W 113-104	37-24
Nov. 25	@ Atlanta	L 103-109	15-6	Feb. 25	Indiana	W 118-108	38-24
Nov. 28	Detroit	L 103-105	15-7	Feb. 27	Kansas City	W 122-114	39-24
Dec. 1	Phoenix	W 130-122	16-7	Mar. 2	Philadelphia	W 126-111	40-24
Dec. 3	New Jersey	L 105-107	16-8	Mar. 4	Denver	L 99-113	40-25
Dec. 5	@ New Orleans	W 114-102	17-8	Mar. 9	Chicago	L 92-102	40-26
Dec. 6	@ San Antonio	L 111-112	17-9	Mar. 11	@ Boston	L 106-108	40-27
Dec. 8	Milwaukee	W 101-85	18-9	Mar. 13	@ Washington	L 111-120	40-28
Dec. 10	Atlanta	W 88-86	19-9	Mar. 14	@ San Antonio	L 112-125	40-29
Dec. 12	@ Portland	L 115-117	19-10	Mar. 16	Atlanta	W 111-110	41-29
Dec. 13	@ Seattle	L 107-117	19-11	Mar. 18	Boston	W 122-111	42-29
Dec. 15	Seattle	W 100-98	20-11	Mar. 21	Portland	L 110-114	42-30
Dec. 16	@ Phoenix	L 100-119	20-12	Mar. 23	San Diego	W 156-119	43-30
Dec. 17	Philadelphia	L 96-103	20-13	Mar. 25	@ Denver	L 113-123	43-31
Dec. 22	Washington	W 127-115	21-13	Mar. 28	@ Phoenix	L 106-112	43-32
Dec. 26	New Orleans	L 123-125	21-14	Mar. 30	Detroit	W 124-113	44-32
Dec. 27	@ Golden State	W 106-104	22-14	Apr. 1	@ Philadelphia	L 111-112	44-33
Dec. 29	Portland	W 118-95	23-14	Apr. 3	@ Chicago	W 97-95	45-33
Jan. 2	@ New Orleans	L 105-109	23-15	Apr. 4	@ Kansas City	L 111-115 (OT)	45-34
Jan. 3	@ Atlanta	W 99-96	24-15	Apr. 6	Seattle	L 93-113	45-35
Jan. 6	@ Houston	L 112-115 (OT)	24-16	Apr. 7	@ Portland	W 99-98	46-35
Jan. 9	@ New York	W 106-94	25-16	Apr. 8	Phoenix	W 111-103	47-35

* Did not finish season on Laker roster



60-22 - 1ST IN PACIFIC DIVISION

Head Coach: Jack McKinney, Paul Westhead
Asst. Coach: Paul Westhead, Pat Riley
Standing: Butch Lee, Brad Holland,
Mark Landsberger, Marty Byrnes,
Michael Cooper, Norm Nixon
Seated: Spencer Haywood, Jamaal Wilkes,
Kareem Abdul-Jabbar, Earvin
Johnson, Jim Chones
Not pictured: Ron Boone, Kenny Carr, Don Ford,
Oliver Mack

NBA Champions



1979-80 REGULAR SEASON STATISTICS / GAME-BY-GAME RESULTS


	G	MIN	FG	FGA	PCT	3P	3A	PCT	FT	FTA	PCT	OFF	DEF	TOT	AST	PF	DQ	STL	TO	BLK	PTS	AVG
Abdul-Jabbar	82	3143	835	1383	.604	0	1	.000	364	476	.765	190	696	886	371	216	2	81	297	280	2034	24.8
Wilkes	82	3111	726	1358	.535	3	17	.176	189	234	.808	176	349	525	250	220	1	129	157	28	1644	20.0
Johnson	77	2795	503	949	.530	7	31	.226	374	462	.810	166	430	596	563	218	1	187	305	41	1387	18.0
Nixon	82	3226	624	1209	.516	1	8	.125	197	253	.779	52	177	229	642	241	1	147	288	14	1446	17.6
Chones	82	2394	372	760	.489	0	2	.000	125	169	.740	143	421	564	151	271	5	56	175	65	869	10.6
Haywood	76	1544	288	591	.487	1	4	.250	159	206	.772	132	214	346	93	197	2	35	134	57	736	9.7
Cooper	82	1973	303	578	.524	5	20	.250	111	143	.776	101	128	229	221	215	3	86	142	38	722	8.8
Landsberger†	23	374	66	137	.482	0	0	---	29	56	.518	69	94	163	14	27	0	10	25	5	161	7.0
Boone*	6	106	14	40	.350	0	0	---	6	7	.857	7	4	11	7	13	0	5	13	0	34	5.7
Carr*	5	57	7	16	.438	0	0	---	2	2	1.000	5	12	17	1	6	0	2	9	1	16	3.2
Ford*	52	580	66	130	.508	0	2	---	23	28	.821	23	75	98	36	86	0	11	30	15	155	3.0
Holland	38	197	44	104	.423	3	15	.200	15	16	.938	4	13	17	22	24	0	15	13	1	106	2.8
Byrnes	32	194	25	50	.500	0	0	---	13	15	.867	9	18	27	13	32	0	5	22	1	63	2.0
Mack*	27	155	21	50	.420	0	1	.000	9	18	.500	7	15	22	20	16	0	4	9	0	51	1.9
Lee†	11	31	4	13	.308	0	0	---	6	7	.857	4	4	8	9	2	0	1	7	0	14	1.3

DATE	OPPONENT	BOX SCORE	W / L
Oct. 12	@ San Diego	W 103-102	1-0
Oct. 16	Chicago	W 105-96	2-0
Oct. 17	@ Seattle	L 110-112	2-1
Oct. 19	Portland	L 82-99	2-2
Oct. 21	Seattle	W 106-97	3-2
Oct. 23	Utah	W 102-87	4-2
Oct. 26	Kansas City	W 116-104	5-2
Oct. 28	Golden State	W 97-90	6-2
Oct. 30	@ Chicago	W 111-105	7-2
Oct. 31	@ Milwaukee	L 106-110	7-3
Nov. 2	Phoenix	W 112-110	8-3
Nov. 6	San Diego	W 127-112	9-3
Nov. 7	@ Golden State	L 109-126	9-4
Nov. 9	Denver	W 126-122 (OT)	10-4
Nov. 11	Cleveland	W 140-126	11-4
Nov. 13	@ San Diego	W 137-91	12-4
Nov. 15	@ Kansas City	L 108-114	12-5
Nov. 16	@ Denver	W 135-128 (OT)	13-5
Nov. 18	Indiana	W 127-104	14-5
Nov. 20	@ Portland	L 99-114	14-6
Nov. 21	@ Seattle	L 110-119	14-7
Nov. 23	@ Phoenix	L 112-126	14-8
Nov. 25	Kansas City	W 111-110	15-8
Nov. 27	@ Utah	W 122-118	16-8
Nov. 30	Chicago	L 100-107	16-9
Dec. 2	Milwaukee	W 116-103	17-9
Dec. 4	@ San Antonio	W 127-121	18-9
Dec. 5	@ Houston	W 116-114	19-9
Dec. 7	San Diego	L 108-116	19-10
Dec. 9	Denver	W 131-118	20-10
Dec. 14	Detroit	W 138-122	21-10
Dec. 16	San Antonio	W 121-119	22-10
Dec. 18	@ Chicago	W 129-118	23-10
Dec. 19	@ Atlanta	L 112-119	23-11
Dec. 21	Golden State	W 114-108	24-11
Dec. 22	@ Denver	L 128-130	24-12
Dec. 23	Seattle	W 102-97	25-12
Dec. 26	@ Kansas City	L 111-118	25-13
Dec. 27	@ Utah	W 124-116	26-13
Dec. 28	Boston	W 123-105	27-13
Dec. 30	Phoenix	W 113-105	28-13

DATE	OPPONENT	BOX SCORE	W / L
Jan. 2	@ Indiana	W 127-120	29-13
Jan. 6	@ Milwaukee	L 103-113	29-14
Jan. 9	@ Washington	L 101-103	29-15
Jan. 11	@ Detroit	W 123-100	30-15
Jan. 13	@ Boston	W 100-98	31-15
Jan. 15	Utah	W 112-99	32-15
Jan. 16	@ Golden State	W 97-96	33-15
Jan. 18	Atlanta	W 108-102	34-15
Jan. 21	New York	W 132-114	35-15
Jan. 24	@ Portland	L 103-111	35-16
Jan. 25	Philadelphia	W 124-103	36-16
Jan. 27	Milwaukee	W 112-102	37-16
Jan. 29	@ Cleveland	L 153-154 (4OT)	37-17
Jan. 31	@ Chicago	W 107-97	38-17
Feb. 5	@ New York	W 116-105	39-17
Feb. 8	@ New Jersey	W 125-120 (OT)	40-17
Feb. 10	@ Philadelphia	L 104-105	40-18
Feb. 13	Portland	W 129-100	41-18
Feb. 15	Kansas City	W 114-100	42-18
Feb. 17	Washington	W 111-107	43-18
Feb. 20	@ Denver	W 116-103	44-18
Feb. 22	New Jersey	W 132-110	45-18
Feb. 24	Houston	W 112-100	46-18
Feb. 26	Seattle	W 131-108	47-18
Feb. 29	Milwaukee	L 117-126 (OT)	47-19
Mar. 2	@ Phoenix	L 115-123	47-20
Mar. 4	@ Milwaukee	W 127-124	48-20
Mar. 5	@ Kansas City	W 117-101	49-20
Mar. 7	Chicago	W 101-99	50-20
Mar. 9	@ Portland	L 121-142	50-21
Mar. 11	@ San Diego	W 123-106	51-21
Mar. 12	Portland	W 102-94	52-21
Mar. 14	Denver	W 132-126	53-21
Mar. 16	Phoenix	W 128-106	54-21
Mar. 18	Golden State	W 113-100	55-21
Mar. 19	@ Phoenix	L 108-112	55-22
Mar. 22	@ Seattle	W 97-92	56-22
Mar. 23	Utah	W 101-96	57-22
Mar. 27	@ Utah	W 97-95	58-22
Mar. 28	San Diego	W 126-88	59-22
Mar. 30	@ Golden State	W 95-93	60-22

*Did not finish season on Laker roster.
† Totals with Lakers only.

1980-81 LOS ANGELES LAKERS



54-28 - 2ND IN PACIFIC DIVISION

Head Coach: Paul Westhead
Asst. Coaches: Pat Riley, Mike Thibault
Standing: Eddie Jordan, Butch Carter, Mark Landsberger, Jim Brewer, Alan Hardy, Brad Holland
Seated: Michael Cooper, Jamaal Wilkes, Kareem Abdul-Jabbar, Earvin Johnson, Jim Chones, Norm Nixon
Not pictured: Tony Jackson, Myles Patrick

1980-81 REGULAR SEASON STATISTICS / GAME-BY-GAME RESULTS

	G	MIN	FG	FGA	PCT	3P	3A	PCT	FT	FTA	PCT	OFF	DEF	TOT	AST	PF	DQ	STL	TO	BLK	PTS	AVG
Abdul-Jabbar	80	2976	836	1457	.574	0	1	.000	423	552	.766	197	624	821	272	244	4	59	249	228	2095	26.2
Wilkes	81	3028	786	1495	.526	1	13	.077	254	335	.758	146	289	435	235	223	1	121	207	29	1827	22.6
Johnson	37	1371	312	587	.532	3	17	.176	171	225	.760	101	219	320	317	100	0	127	143	27	798	21.6
Nixon	79	2962	576	1210	.476	2	12	.167	196	252	.778	64	168	232	696	226	2	146	285	11	1350	17.1
Chones	82	2562	378	751	.503	0	4	.000	126	193	.653	180	477	657	153	324	4	39	159	96	882	10.8
Cooper	81	2625	321	654	.491	4	49	.211	117	149	.785	121	215	336	332	249	4	133	164	78	763	9.4
Landsberger	69	1086	164	327	.502	0	1	.000	62	116	.534	152	225	377	27	135	0	19	65	6	390	5.7
Carter	54	672	114	247	.462	3	10	.300	70	95	.737	34	31	65	52	99	0	23	50	1	301	5.6
Jordan†	60	987	120	279	.430	3	12	.250	63	95	.663	25	55	80	195	136	0	74	120	7	306	5.1
Holland	41	295	47	111	.423	1	3	.333	35	49	.714	9	20	29	23	44	0	21	31	1	130	3.2
Brewer	78	1107	101	197	.513	0	2	.000	15	40	.375	127	154	281	55	158	2	43	48	58	217	2.8
Hardy	22	111	22	59	.373	0	0	---	7	10	.700	8	11	19	3	13	0	1	11	9	51	2.3
Patrick	3	9	2	5	.400	0	0	---	1	2	.500	1	1	2	1	3	0	0	1	0	5	1.7
Jackson	2	14	1	3	.333	0	0	---	0	0	---	0	2	2	2	1	0	2	0	0	2	1.0

DATE	OPPONENT	BOX SCORE	W / L	DATE	OPPONENT	BOX SCORE	W / L
Oct. 10	@ Seattle	W 99-98	1-0	Jan. 2	@ San Antonio	L 112-118	26-16
Oct. 12	Houston	W 114-103	2-0	Jan. 6	Washington	W 107-98	27-16
Oct. 15	@ Kansas City	W 112-107 (OT)	3-0	Jan. 9	Seattle	W 92-87	28-16
Oct. 17	Phoenix	W 116-109	4-0	Jan. 11	Detroit	W 117-108	29-16
Oct. 19	Golden State	W 125-107	5-0	Jan. 13	@ Cleveland	W 108-104	30-16
Oct. 21	@ Portland	L 103-107	5-1	Jan. 14	@ Washington	L 104-114	30-17
Oct. 24	Seattle	W 104-98	6-1	Jan. 16	@ New Jersey	W 113-111	31-17
Oct. 25	@ Utah	W 127-99	7-1	Jan. 18	@ Boston	L 96-98	31-18
Oct. 26	San Antonio	L 102-108	7-2	Jan. 21	Atlanta	W 116-106	32-18
Oct. 28	@ San Diego	W 131-101	8-2	Jan. 23	Denver	W 110-105	33-18
Oct. 31	Cleveland	W 107-98	9-2	Jan. 26	Portland	W 124-112	34-18
Nov. 2	Denver	L 121-123	9-3	Jan. 27	Utah	W 111-104	35-18
Nov. 4	Portland	W 119-118	10-3	Jan. 29	Kansas City	W 118-104	36-18
Nov. 7	@ Dallas	W 126-102	11-3	Feb. 4	@ Indiana	W 102-96	37-18
Nov. 8	@ San Antonio	L 109-112	11-4	Feb. 6	@ Detroit	W 111-102	38-18
Nov. 11	@ Atlanta	W 126-97	12-4	Feb. 8	@ Philadelphia	L 99-102	38-19
Nov. 12	@ Houston	L 104-107	12-5	Feb. 11	Boston	L 91-105	38-20
Nov. 14	San Diego	W 113-100	13-5	Feb. 13	@ Houston	W 114-105	39-20
Nov. 16	Dallas	W 110-102	14-5	Feb. 15	Dallas	W 107-99	40-20
Nov. 18	Kansas City	W 107-94	15-5	Feb. 17	New York	W 96-87	41-20
Nov. 20	@ Phoenix	L 99-102	15-6	Feb. 20	Houston	W 107-110	41-21
Nov. 21	Phoenix	W 116-88	16-6	Feb. 22	@ New York	W 96-93	42-21
Nov. 23	Milwaukee	L 94-110	16-7	Feb. 24	@ Chicago	W 107-97	43-21
Nov. 27	@ Golden State	W 128-119	17-7	Feb. 25	@ Milwaukee	L 108-126	43-22
Nov. 29	@ Denver	W 124-123 (2OT)	18-7	Feb. 27	New Jersey	W 107-103	44-22
Nov. 30	Chicago	L 108-122	18-8	Mar. 1	Phoenix	L 96-101	44-23
Dec. 3	San Diego	L 114-120	18-9	Mar. 3	@ Kansas City	W 99-98	45-23
Dec. 6	@ Golden State	L 103-119	18-10	Mar. 4	@ Denver	L 114-123	45-24
Dec. 7	Utah	W 113-100	19-10	Mar. 10	San Antonio	W 118-104	46-24
Dec. 9	@ Dallas	W 103-92	20-10	Mar. 12	@ San Diego	W 122-116	47-24
Dec. 10	@ Houston	W 109-108	21-10	Mar. 13	Kansas City	W 116-101	48-24
Dec. 12	@ Seattle	W 113-107	22-10	Mar. 15	San Diego	L 118-122	48-25
Dec. 14	Golden State	W 122-113	23-10	Mar. 17	@ Dallas	W 114-109	49-25
Dec. 16	@ San Diego	L 92-97	23-11	Mar. 18	@ Phoenix	L 114-126	49-26
Dec. 19	Portland	L 106-110	23-12	Mar. 20	Seattle	W 133-119	50-26
Dec. 21	San Antonio	W 135-122	24-12	Mar. 21	@ Portland	W 117-111	51-26
Dec. 23	@ Portland	L 102-108	24-13	Mar. 22	@ Golden State	W 120-118	52-26
Dec. 26	Indiana	W 116-115	25-13	Mar. 24	Golden State	W 110-103	53-26
Dec. 27	@ Phoenix	L 106-116	25-14	Mar. 27	@ Seattle	W 97-90	54-26
Dec. 28	Philadelphia	W 122-116	26-14	Mar. 28	@ Utah	L 110-112 (OT)	54-27
Dec. 30	@ Utah	L 100-110	26-15	Mar. 29	Denver	L 146-148 (OT)	54-28

† Totals with Lakers only==



57-25 - 1ST IN PACIFIC DIVISION

Head Coach: Paul Westhead, Pat Riley
Asst. Coaches: Pat Riley, Mike Thibault, Bill Bertka
Standing: Eddie Jordan, Kevin McKenna, Mitch Kupchak, Bob McAdoo, Mark Landsberger, Mike McGee
Seated: Jim Brewer, Kurt Rambis, Jamaal Wilkes, Kareem Abdul-Jabbar, Michael Cooper, Norm Nixon, Earvin Johnson
Not pictured: Clay Johnson

NBA Champions



1981-82 REGULAR SEASON STATISTICS / GAME-BY-GAME RESULTS

	G	MIN	FG	FGA	PCT	3P	3A	PCT	FT	FTA	PCT	OFF	DEF	TOT	AST	PF	DQ	STL	TO	BLK	PTS	AVG
Abdul-Jabbar	76	2677	753	1301	.579	0	3	.000	312	442	.706	172	487	659	225	224	0	63	230	207	1818	23.9
Wilkes	82	2906	744	1417	.525	0	4	.000	246	336	.732	153	240	393	143	240	1	89	164	24	1734	21.1
E. Johnson	78	2991	556	1036	.537	6	29	.207	329	433	.760	252	499	751	743	223	1	208	286	34	1447	18.6
Nixon	82	3024	628	1274	.493	3	12	.250	181	224	.808	38	138	176	652	264	3	132	238	7	1440	17.6
Kupchak	26	821	153	267	.573	0	0	---	65	98	.663	64	146	210	33	80	1	12	43	10	371	14.3
Cooper	76	2197	383	741	.517	2	17	.118	139	171	.813	84	185	269	230	216	1	120	151	61	907	11.9
McAdoo	41	746	151	330	.458	0	5	.000	90	126	.714	45	114	159	32	109	1	22	51	36	392	9.6
McGee	39	352	80	172	.465	0	4	.000	31	53	.585	34	15	49	16	59	0	18	34	3	191	4.9
Rambis	64	1131	118	228	.518	0	1	.000	59	117	.504	116	232	348	56	167	2	60	77	76	295	4.6
Landsberger	75	1134	144	329	.438	0	2	.000	33	65	.508	164	237	401	32	134	0	10	49	7	321	4.3
Jordan	58	608	89	208	.428	1	9	.111	43	54	.796	4	39	43	131	98	0	62	66	1	222	3.8
C. Johnson	7	65	11	20	.550	0	0	---	3	6	.500	8	4	12	7	13	0	3	7	3	25	3.6
Brewer	71	966	81	175	.463	1	6	.167	7	19	.368	106	158	264	42	127	1	39	37	46	170	2.4
McKenna	36	237	28	87	.322	0	2	.000	11	17	.647	18	11	29	14	45	0	10	20	2	67	1.9

DATE	OPPONENT	BOX SCORE	W / L	DATE	OPPONENT	BOX SCORE	W / L
Oct. 30	Houston	L 112-113 (2OT)	0-1	Jan. 26	Milwaukee	L 94-96	30-12
Nov. 3	@ Portland	L 100-102	0-2	Jan. 28	Phoenix	W 97-87	31-12
Nov. 4	@ Seattle	W 106-103	1-2	Feb. 2	@ Golden State	L 117-119	31-13
Nov. 6	Phoenix	L 99-101	1-3	Feb. 3	New York	L 94-98	31-14
Nov. 8	Dallas	W 121-111	2-3	Feb. 5	@ Washington	W 90-87	32-14
Nov. 10	@ San Antonio	L 102-128	2-4	Feb. 7	@ Boston	W 119-113	33-14
Nov. 11	@ Houston	W 95-93	3-4	Feb. 9	@ Atlanta	W 130-117	34-14
Nov. 13	Portland	W 119-115	4-4	Feb. 10	@ Kansas City	L 102-125	34-15
Nov. 14	@ Phoenix	W 98-97	5-4	Feb. 12	San Antonio	L 94-100	34-16
Nov. 15	Indiana	W 124-123 (2OT)	6-4	Feb. 14	Boston	L 103-108	34-17
Nov. 18	@ Utah	W 113-110	7-4	Feb. 16	Seattle	W 108-101	35-17
Nov. 20	San Antonio	W 136-116	8-4	Feb. 19	Golden State	W 126-106	36-17
Nov. 21	@ San Diego	W 119-117	9-4	Feb. 21	@ Denver	W 132-131	37-17
Nov. 24	@ Dallas	W 125-110	10-4	Feb. 23	Denver	W 145-129	38-17
Nov. 25	@ San Antonio	W 117-96	11-4	Feb. 25	@ Seattle	W 104-98	39-17
Nov. 27	San Diego	L 129-138	11-5	Feb. 26	Philadelphia	W 116-114 (2OT)	40-17
Nov. 29	Houston	W 122-104	12-5	Feb. 28	Cleveland	W 102-101	41-17
Dec. 1	Utah	W 117-86	13-5	Mar. 3	@ New Jersey	L 103-111	41-18
Dec. 2	@ Seattle	L 96-104	13-6	Mar. 4	@ New York	L 119-129 (OT)	41-19
Dec. 4	@ Denver	W 126-117	14-6	Mar. 7	@ Philadelphia	L 113-119	41-20
Dec. 6	Kansas City	W 119-106	15-6	Mar. 9	Kansas City	W 105-99	42-20
Dec. 8	Washington	W 102-98	16-6	Mar. 12	Chicago	L 105-111	42-21
Dec. 11	Portland	W 124-116	17-6	Mar. 14	Dallas	W 138-116	43-21
Dec. 13	Golden State	W 122-118	18-6	Mar. 16	@ Portland	W 120-108	44-21
Dec. 17	@ Golden State	L 115-120	18-7	Mar. 17	@ Utah	W 120-112	45-21
Dec. 19	@ San Diego	W 106-100	19-7	Mar. 19	@ Dallas	W 112-106	46-21
Dec. 20	Atlanta	W 112-94	20-7	Mar. 21	Houston	W 107-102	47-21
Dec. 22	@ Portland	W 124-110	21-7	Mar. 23	Dallas	L 116-118	47-22
Dec. 25	@ Phoenix	W 104-101	22-7	Mar. 26	@ San Antonio	L 105-110	47-23
Dec. 27	San Diego	W 139-117	23-7	Mar. 28	@ Kansas City	W 116-111	48-23
Dec. 29	Utah	W 121-114	24-7	Mar. 30	San Diego	W 143-120	49-23
Jan. 3	Seattle	L 90-110	24-8	Apr. 1	@ San Diego	W 117-100	50-23
Jan. 8	@ Chicago	L 113-119	24-9	Apr. 2	Phoenix	L 99-109	50-24
Jan. 9	@ Detroit	W 130-127	25-9	Apr. 4	Portland	W 129-111	51-24
Jan. 10	@ Milwaukee	L 107-118	25-10	Apr. 6	@ Houston	W 108-97	52-24
Jan. 12	@ Cleveland	W 114-100	26-10	Apr. 9	Denver	W 153-128	53-24
Jan. 15	@ Indiana	W 97-92	27-10	Apr. 11	Seattle	W 107-104	54-24
Jan. 17	@ Kansas City	W 109-97	28-10	Apr. 13	@ Golden State	L 101-106	54-25
Jan. 19	@ Denver	L 139-140	28-11	Apr. 14	Utah	W 128-115	55-25
Jan. 20	New Jersey	L 132-113	29-11	Apr. 16	Golden State	W 125-109	56-25
Jan. 22	Detroit	W 123-111	30-11	Apr. 18	@ Phoenix	W 120-115	57-25

1982-83 LOS ANGELES LAKERS



58-24 - 1ST IN PACIFIC DIVISION

Head Coach: Pat Riley
Asst. Coaches: Bill Bertka, Dave Wohl
Standing: Eddie Jordan, Clay Johnson, Dwight Jones, Bob McAdoo, Mark Landsberger, Mike McGee
Seated: James Worthy, Kurt Rambis, Jamaal Wilkes, Kareem Abdul-Jabbar, Michael Cooper, Norm Nixon, Earvin Johnson
Not pictured: Billy Ray Bates, Joe Cooper, Steve Mix

1982-83 REGULAR SEASON STATISTICS / GAME-BY-GAME RESULTS

	G	MIN	FG	FGA	PCT	3P	3A	PCT	FT	FTA	PCT	OFF	DEF	TOT	AST	PF	DQ	STL	TO	BLK	PTS	AVG
Abdul-Jabbar	79	2554	722	1228	.588	0	2	.000	278	371	.749	167	425	592	200	220	1	61	200	170	1722	21.8
Wilkes	80	2552	684	1290	.530	0	6	.000	203	268	.757	146	197	343	182	221	0	65	150	17	1571	19.6
E. Johnson	79	2907	511	933	.548	3	16	.188	304	380	.800	214	469	683	829	200	1	176	301	47	1326	16.8
Nixon	79	2711	533	1123	.475	0	13	.000	125	168	.744	61	144	205	566	176	1	104	237	4	1191	15.1
McAdoo	47	1019	292	562	.520	0	1	.000	119	163	.730	76	171	247	39	153	2	40	68	40	703	15.0
Worthy	77	1970	447	772	.579	1	4	.250	138	221	.624	157	242	399	132	221	2	91	178	64	1033	13.4
Mix†	1	17	4	10	.400	0	---	1	1	1.000	1	0	1	2	1	0	0	0	0	0	9	9.0
M. Cooper	82	2148	266	497	.535	5	21	.238	102	130	.785	82	192	274	315	208	0	115	128	50	639	7.8
Rambis	78	1806	235	413	.569	0	2	.000	114	166	.687	164	367	531	90	233	2	105	145	63	584	7.5
Jones†	32	491	62	132	.470	0	1	.000	32	48	.667	28	86	114	22	82	0	13	35	9	156	4.9
McGee	39	381	69	163	.423	1	7	.143	17	23	.739	33	20	53	26	50	1	11	27	5	156	4.0
C. Johnson	48	447	53	135	.393	0	2	.000	38	48	.792	40	29	69	24	62	0	22	25	4	144	3.0
Jordan	35	333	40	132	.303	3	16	.188	11	17	.647	8	18	26	80	52	0	31	54	1	94	2.7
Landsberger	39	356	43	102	.422	0	0	---	12	25	.480	55	73	128	12	48	0	8	20	4	98	2.5
Bates†	4	27	2	16	.125	0	---	1	2	.500	1	0	1	0	1	0	1	0	0	0	5	1.3
J. Cooper*	2	11	1	4	.250	5	21	.238	0	0	---	2	0	2	0	3	0	1	3	1	2	1.0

DATE	OPPONENT	BOX SCORE	W / L	DATE	OPPONENT	BOX SCORE	W / L
Oct. 29	Golden State	L 117-132	0-1	Jan. 26	Milwaukee	W 115-113	33-9
Nov. 3	@ Denver	W 135-134 (OT)	1-1	Jan. 28	Atlanta	W 109-85	34-9
Nov. 4	Denver	W 131-108	2-1	Jan. 30	@ Boston	L 95-110	34-10
Nov. 6	@ Utah	W 104-101	3-1	Feb. 2	@ Dallas	L 120-122	34-11
Nov. 7	Portland	W 103-89	4-1	Feb. 4	@ KC (@ St. Louis)	W 143-125	35-11
Nov. 9	Kansas City	W 139-117	5-1	Feb. 6	Kansas City	W 116-106	36-11
Nov. 12	Houston	W 127-96	6-1	Feb. 8	@ Seattle	W 121-118	37-11
Nov. 14	Cleveland	W 111-98	7-1	Feb. 9	Utah	W 113-99	38-11
Nov. 16	@ Phoenix	L 105-113	7-2	Feb. 15	San Antonio	L 103-124	38-12
Nov. 17	@ Dallas	L 117-118	7-3	Feb. 17	@ Dallas	W 127-110	39-12
Nov. 19	Washington	W 122-92	8-3	Feb. 18	@ Kansas City	L 118-124	39-13
Nov. 21	Denver	W 143-129	9-3	Feb. 20	@ Indiana	W 126-112	40-13
Nov. 24	@ Seattle	W 111-93	10-3	Feb. 23	Boston	L 104-113	40-14
Nov. 26	@ San Diego	W 117-115	11-3	Feb. 26	@ Utah	L 92-101	40-15
Nov. 28	Golden State	W 142-127	12-3	Feb. 27	Denver	L 120-135	40-16
Nov. 30	@ San Antonio	L 144-117	12-4	Mar. 1	@ Chicago	W 114-111	41-16
Dec. 1	@ Houston	W 106-95	13-4	Mar. 2	@ Milwaukee	W 127-117	42-16
Dec. 3	Portland	W 115-100	14-4	Mar. 4	@ Washington	L 93-96	42-17
Dec. 5	Philadelphia	L 104-114	14-5	Mar. 5	@ Detroit	W 122-108	43-17
Dec. 8	Phoenix	W 89-86	15-5	Mar. 8	@ Golden State	W 116-112	44-17
Dec. 10	@ Utah	W 128-122	16-5	Mar. 9	San Diego	W 119-114	45-17
Dec. 11	@ Golden State	W 128-107	17-5	Mar. 12	Chicago	W 123-116	46-17
Dec. 14	@ Portland	L 103-107	17-6	Mar. 16	Phoenix	W 104-95	47-17
Dec. 17	New Jersey	W 117-106	18-6	Mar. 18	Kansas City	W 109-96	48-17
Dec. 18	@ Phoenix	L 100-126	18-7	Mar. 19	@ San Diego	L 99-107	48-18
Dec. 19	Dallas	W 110-108	19-7	Mar. 20	Dallas	W 117-110	49-18
Dec. 22	Utah	W 124-100	20-7	Mar. 22	Seattle	W 123-108	50-18
Dec. 23	@ San Diego	W 120-115	21-7	Mar. 25	San Antonio	L 120-132	50-19
Dec. 26	@ Houston	W 96-94	22-7	Mar. 27	Houston	W 114-93	51-19
Dec. 29	@ Golden State	W 120-110	23-7	Mar. 29	San Diego	W 127-109	52-19
Dec. 30	Seattle	W 137-117	24-7	Mar. 31	@ Denver	W 122-116	53-19
Jan. 2	Detroit	W 127-112	25-7	Apr. 1	New York	W 102-88	54-19
Jan. 5	@ Philadelphia	L 120-122 (OT)	25-8	Apr. 4	@ Seattle	L 111-121	54-20
Jan. 6	@ Cleveland	W 125-107	26-8	Apr. 5	@ Portland	L 101-107	54-21
Jan. 8	@ New York	W 108-90	27-8	Apr. 7	@ Phoenix	W 117-108	55-21
Jan. 11	@ New Jersey	L 96-110	27-9	Apr. 8	Golden State	W 118-107	56-21
Jan. 15	@ Atlanta	W 120-101	28-9	Apr. 10	Phoenix	L 95-101	56-22
Jan. 19	San Diego	W 107-104	29-9	Apr. 12	@ Houston	W 114-113	57-22
Jan. 21	San Antonio	W 119-110	30-9	Apr. 13	@ San Antonio	L 109-114	57-23
Jan. 23	Indiana	W 105-102	31-9	Apr. 15	Seattle	W 100-99	58-23
Jan. 25	@ Portland	W 125-120	32-9	Apr. 17	Portland	L 108-119	58-24


* Did not finish season on Laker roster;
† Totals with Lakers only



54-28 - 1ST IN PACIFIC DIVISION

Head Coach: Pat Riley
Asst. Coaches: Bill Bertka, Dave Wohl
Standing: Byron Scott, Larry Spriggs,
James Worthy, Swen Nater,
Mitch Kupchak, Calvin Garrett
Seated: Mike McGee, Kurt Rambis,
Jamaal Wilkes, Kareem Abdul-Jabbar,
Bob McAdoo, Earvin Johnson,
Michael Cooper
Not pictured: Eddie Jordan

Western Conference Champions



1983-84 REGULAR SEASON STATISTICS / GAME-BY-GAME RESULTS

	G	MIN	FG	FGA	PCT	3P	3A	PCT	FT	FTA	PCT	OFF	DEF	TOT	AST	PF	DQ	STL	TO	BLK	PTS	AVG
Abdul-Jabbar	80	2622	716	1238	.578	0	1	.000	285	394	.723	169	418	587	211	211	1	55	221	143	1717	21.5
Johnson	67	2567	441	780	.565	6	29	.207	290	358	.810	99	392	491	875	169	1	150	306	49	1178	17.6
Wilkes	75	2507	542	1055	.514	2	8	.250	208	280	.743	130	210	340	214	205	0	72	137	41	1294	17.3
Worthy	82	2415	495	890	.556	0	6	.000	195	257	.759	157	358	515	207	244	5	77	181	70	1185	14.5
McAdoo	70	1456	352	748	.471	0	5	.000	212	264	.803	82	207	289	74	182	0	42	127	50	916	13.1
Scott	74	1637	334	690	.484	8	34	.235	112	139	.806	50	114	164	177	174	0	81	116	19	788	10.6
McGee	77	1425	347	584	.594	2	12	.167	61	113	.540	117	76	193	81	176	0	49	111	6	757	9.8
Cooper	82	2387	273	549	.497	38	121	.314	155	185	.838	53	209	262	482	267	3	113	148	67	739	9.0
Garrett	41	478	78	152	.513	2	6	.333	30	39	.769	24	47	71	31	62	2	12	34	2	188	4.6
Nater	69	829	124	253	.490	0	1	.000	63	91	.692	81	183	264	27	150	0	25	68	7	311	4.5
Rambis	47	743	63	113	.558	0	0	---	42	66	.636	82	184	266	34	108	0	30	56	14	168	3.6
Spriggs	38	363	44	82	.537	0	2	.000	36	50	.720	16	45	61	30	55	0	12	34	4	124	3.3
Kupchak	34	324	41	108	.380	0	1	.000	22	34	.647	35	52	87	7	46	0	4	22	6	104	3.1
Jordan†	3	27	4	8	.500	0	0	---	1	2	.500	0	4	4	5	5	0	4	8	0	9	3.0

DATE	OPPONENT	BOX SCORE	W / L	DATE	OPPONENT	BOX SCORE	W / L
Oct. 28	@ Kansas City	W 117-107	1-0	Jan. 26	Houston	W 131-102	26-16
Oct. 29	@ Utah	W 120-115	2-0	Jan. 31	Portland	W 129-124	27-16
Nov. 2	@ San Diego	L 106-110	2-1	Feb. 1	@ Denver	W 116-108	28-16
Nov. 5	@ Dallas	L 102-107	2-2	Feb. 3	Utah	W 109-105	29-16
Nov. 8	@ Denver	W 133-124	3-2	Feb. 5	@ San Antonio	W 110-98	30-16
Nov. 9	Dallas	W 120-106	4-2	Feb. 7	@ Indiana	W 106-105	31-16
Nov. 11	Phoenix	W 119-105	5-2	Feb. 8	@ Boston	W 111-109	32-16
Nov. 13	Utah	W 124-118	6-2	Feb. 10	@ Washington	L 93-96	32-17
Nov. 15	Milwaukee	W 126-97	7-2	Feb. 12	Atlanta	W 108-87	33-17
Nov. 17	Cleveland	W 127-114	8-2	Feb. 17	Denver	L 138-141	33-18
Nov. 19	@ Portland	W 117-110	9-2	Feb. 18	@ San Diego	W 120-116	34-18
Nov. 22	Utah	L 126-130 (OT)	9-3	Feb. 21	Seattle	W 128-112	35-18
Nov. 23	@ Seattle	L 98-106	9-4	Feb. 22	@ Seattle	L 114-121	35-19
Nov. 25	New Jersey	W 147-123	10-4	Feb. 24	Boston	W 116-108	36-19
Nov. 27	Chicago	W 103-100	11-4	Feb. 26	@ Philadelphia	W 101-99	37-19
Nov. 29	@ Golden State	W 111-105	12-4	Feb. 28	@ Chicago	W 124-108	38-19
Dec. 2	Dallas	L 118-133	12-5	Feb. 29	@ New Jersey	L 92-102	38-20
Dec. 4	Dallas	W 120-99	13-5	Mar. 2	@ Atlanta	W 98-94	39-20
Dec. 8	Kansas City	W 129-106	14-5	Mar. 4	@ Detroit	W 118-114	40-20
Dec. 11	New York	L 98-109	14-6	Mar. 7	Philadelphia	L 105-113	40-21
Dec. 15	@ Phoenix	L 104-114	14-7	Mar. 9	@ Dallas	W 121-120 (2OT)	41-21
Dec. 16	San Diego	W 122-109	15-7	Mar. 10	Indiana	L 114-126	41-22
Dec. 18	Portland	W 122-115	16-7	Mar. 13	Seattle	W 114-98	42-22
Dec. 20	@ Seattle	W 108-102	17-7	Mar. 15	San Antonio	W 143-124	43-22
Dec. 22	@ Golden State	L 102-109	17-8	Mar. 17	@ Houston	W 123-111	44-22
Dec. 23	Golden State	W 123-116	18-8	Mar. 20	@ Milwaukee	W 99-94	45-22
Dec. 25	@ Portland	L 121-141	18-9	Mar. 21	@ Kansas City	W 123-116	46-22
Dec. 27	Denver	W 118-116	19-9	Mar. 23	Detroit	L 118-121	46-23
Dec. 30	Golden State	L 105-116	19-10	Mar. 25	San Diego	W 114-102	47-23
Jan. 3	@ New York	L 105-117	19-11	Mar. 28	@ San Diego	L 115-122	47-24
Jan. 4	@ Cleveland	W 106-99	20-11	Mar. 29	Houston	W 115-109	48-24
Jan. 6	San Antonio	L 117-124	20-12	Mar. 31	@ Phoenix	W 119-97	49-24
Jan. 8	Houston	L 118-129	20-13	Apr. 1	Golden State	W 121-110	50-24
Jan. 10	@ Houston	W 136-132 (OT)	21-13	Apr. 3	@ San Antonio	L 109-137	50-25
Jan. 12	@ Kansas City	W 95-89	22-13	Apr. 5	@ Utah	W 129-115	51-25
Jan. 13	@ Denver	W 141-134	23-13	Apr. 6	Kansas City	W 112-97	52-25
Jan. 15	Seattle	L 91-102	23-14	Apr. 8	@ Portland	W 119-113	53-25
Jan. 17	Washington	W 108-95	24-14	Apr. 10	@ Golden State	L 115-117	53-26
Jan. 19	@ Phoenix	L 123-138	24-15	Apr. 11	Portland	W 121-108	54-26
Jan. 21	@ San Antonio	L 108-113	24-16	Apr. 13	Dallas	L 103-104	54-27
Jan. 24	Phoenix	W 116-110	25-16	Apr. 15	Phoenix	L 114-123	54-28

1984-85 LOS ANGELES LAKERS



62-20 - 1ST IN PACIFIC DIVISION

Head Coach: Pat Riley
Asst. Coaches: Bill Bertka, Dave Wohl
Standing: Byron Scott, Larry Spriggs,
James Worthy, Mitch Kupchak,
Ronnie Lester
Seated: Mike McGee, Kurt Rambis,
Jamaal Wilkes, Kareem Abdul-Jabbar,
Bob McAdoo,
Earvin Johnson, Michael Cooper
Not pictured: Earl Jones, Chuck Nevitt

NBA Champions

1984-85 REGULAR SEASON STATISTICS / GAME-BY-GAME RESULTS

	G	MIN	FG	FGA	PCT	3P	3A	PCT	FT	FTA	PCT	OFF	DEF	TOT	AST	PF	DQ	STL	TO	BLK	PTS	AVG
Abdul-Jabbar	79	2630	723	1207	.599	0	1	.000	289	395	.732	162	460	622	249	238	3	63	197	162	1735	22.0
Johnson	77	2781	504	899	.561	7	37	.189	391	464	.843	90	386	476	968	155	0	113	305	25	1406	18.3
Worthy	80	2696	610	1066	.572	0	7	.000	190	245	.776	169	342	511	201	196	0	87	198	67	1410	17.6
Scott	81	2305	541	1003	.539	26	60	.433	187	228	.820	57	153	210	244	197	1	100	138	17	1295	16.0
McAdoo	66	1254	284	546	.520	0	1	.000	122	162	.753	79	216	295	67	170	0	18	95	53	690	10.5
McGee	76	1170	329	612	.538	22	61	.361	94	160	.588	97	68	165	71	147	1	39	81	7	774	10.2
Cooper	82	2189	276	593	.465	35	123	.285	115	133	.865	56	199	255	429	208	0	93	156	49	702	8.6
Wilkes	42	761	148	303	.488	0	1	.000	51	66	.773	35	59	94	41	65	0	19	49	3	347	8.3
Spriggs	75	1292	194	354	.548	0	3	.000	112	146	.767	77	150	227	132	195	2	47	115	13	500	6.7
Kupchak	58	716	123	244	.504	0	0	---	60	91	.659	68	116	184	21	104	0	19	48	20	306	5.3
Rambis	82	1617	181	327	.554	0	0	---	68	103	.660	164	364	528	69	211	0	82	97	47	430	5.2
Lester	32	278	34	82	.415	0	1	.000	21	31	.677	4	22	26	80	25	0	15	32	3	89	2.8
Nevitt	11	59	5	17	.294	0	0	---	2	8	.250	5	15	20	3	20	0	0	10	15	12	1.1
Jones	2	7	0	1	.000	0	0	---	0	0	---	0	0	0	0	0	0	1	0	0	0	0.0

DATE	OPPONENT	BOX SCORE	W / L	DATE	OPPONENT	BOX SCORE	W / L
Oct. 27	@ San Antonio	L 112-113	0-1	Jan. 19	@ Golden State	W 139-109	28-14
Oct. 28	@ Dallas	L 96-107	0-2	Jan. 22	L.A. Clippers	W 123-114	29-14
Oct. 30	Golden State	W 144-110	1-2	Jan. 25	Philadelphia	W 109-104	30-14
Nov. 1	@ Seattle	L 103-105	1-3	Jan. 26	@ Utah	L 83-96	30-15
Nov. 2	San Antonio	W 119-100	2-3	Jan. 29	@ Portland	W 122-106	31-15
Nov. 4	Portland	W 124-116	3-3	Jan. 30	Houston	L 113-116	31-16
Nov. 6	Denver	L 130-146	3-4	Feb. 1	New York	W 105-104	32-16
Nov. 8	@ Golden State	L 106-122	3-5	Feb. 2	@ LA Clippers	W 105-96	33-16
Nov. 9	@ Portland	W 130-126	4-5	Feb. 3	Indiana	W 122-100	34-16
Nov. 11	New Jersey	W 121-111	5-5	Feb. 5	@ Houston	W 113-104	35-16
Nov. 16	Kansas City	W 128-116	6-5	Feb. 12	L.A. Clippers	W 121-110	36-16
Nov. 18	Milwaukee	W 96-89	7-5	Feb. 15	Atlanta	W 120-111	37-16
Nov. 20	Phoenix	W 130-108	8-5	Feb. 17	Boston	W 117-111	38-16
Nov. 21	@ Phoenix	W 102-97	9-5	Feb. 19	@ Chicago	W 127-117	39-16
Nov. 24	@ LA Clippers	W 108-103	10-5	Feb. 21	@ Kansas City	W 123-117	40-16
Nov. 25	Seattle	L 94-105	10-6	Feb. 22	@ Indiana	L 113-122	40-17
Nov. 28	@ Utah	W 114-109	11-6	Feb. 24	@ New York	W 119-114	41-17
Nov. 30	Kansas City	W 130-121	12-6	Feb. 26	Houston	W 100-94	42-17
Dec. 2	Chicago	L 112-113	12-7	Feb. 28	@ Phoenix	L 105-117	42-18
Dec. 4	@ Cleveland	W 116-112	13-7	Mar. 2	@ Dallas	W 125-106	43-18
Dec. 5	@ New Jersey	W 104-93	14-7	Mar. 6	Golden State	W 145-119	44-18
Dec. 7	@ Philadelphia	L 116-122	14-8	Mar. 9	Cleveland	W 133-106	45-18
Dec. 8	@ Washington	L 98-101	14-9	Mar. 12	Utah	W 123-108	46-18
Dec. 12	Golden State	W 131-107	15-9	Mar. 13	@ Utah	W 120-105	47-18
Dec. 13	@ Seattle	L 122-124 (OT)	15-10	Mar. 15	San Antonio	W 115-114	48-18
Dec. 16	Washington	W 109-101	16-10	Mar. 16	@ LA Clippers	W 123-112	49-18
Dec. 18	@ Atlanta	W 117-116	17-10	Mar. 19	@ Phoenix	W 130-112	50-18
Dec. 19	@ Houston	W 123-116	18-10	Mar. 22	@ Houston	W 130-107	51-18
Dec. 21	Phoenix	W 119-105	19-10	Mar. 24	Detroit	W 148-130	52-18
Dec. 26	Seattle	W 101-97	20-10	Mar. 26	@ Portland	L 113-116 (OT)	52-19
Dec. 28	@ Denver	W 135-123	21-10	Mar. 27	@ Seattle	W 122-97	53-19
Dec. 29	L.A. Clippers	W 113-107	22-10	Mar. 29	Dallas	W 120-115	54-19
Jan. 4	Portland	W 120-95	23-10	Mar. 31	Phoenix	W 123-98	55-19
Jan. 6	San Antonio	W 99-98	24-10	Apr. 2	@ Denver	W 118-104	56-19
Jan. 8	Denver	L 124-126	24-11	Apr. 3	@ San Antonio	L 108-122	56-20
Jan. 10	Utah	W 120-112	25-11	Apr. 5	Kansas City	W 132-125	57-20
Jan. 11	@ Dallas	W 121-102	26-11	Apr. 7	Portland	W 135-133 (OT)	58-20
Jan. 13	@ Detroit	L 98-121	26-12	Apr. 9	Denver	W 148-119	59-20
Jan. 15	@ Milwaukee	L 105-115	26-13	Apr. 11	@ Golden State	W 137-130	60-20
Jan. 16	@ Boston	L 102-104	26-14	Apr. 12	Seattle	W 145-131	61-20
Jan. 18	Dallas	W 110-92	27-14	Apr. 14	@ Kansas City	W 122-116	62-20



62-20 - 1ST IN PACIFIC DIVISION

Head Coach: Pat Riley
Asst. Coach: Bill Bertka, Randy Pfund
Standing: Byron Scott, A.C. Green, Mitch Kupchak, Chuck Nevitt, Maurice Lucas, Ronnie Lester
Seated: Mike McGee, Kurt Rambis, James Worthy, Kareem Abdul-Jabbar, Larry Spriggs, Michael Cooper, Earvin Johnson
Not pictured: Petur Gudmundsson, Jerome Henderson




1985-86 REGULAR SEASON STATISTICS / GAME-BY-GAME RESULTS

	G	MIN	FG	FGA	PCT	3P	3A	PCT	FT	FTA	PCT	OFF	DEF	TOT	AST	PF	DQ	STL	TO	BLK	PTS	AVG
Abdul-Jabbar	79	2629	755	1338	.564	0	2	.000	336	439	.765	133	345	478	280	248	2	67	203	130	1846	23.4
Worthy	75	2454	629	1086	.579	0	13	.000	242	314	.771	136	251	387	201	195	0	82	149	77	1500	20.0
Johnson	72	2578	483	918	.526	10	43	.233	378	434	.871	85	341	426	907	133	0	113	273	16	1354	18.8
Scott	76	2190	507	989	.513	22	61	.361	138	176	.784	55	134	189	164	167	0	85	110	115	1174	15.4
Lucas	77	1750	302	653	.462	1	2	.500	180	230	.783	164	402	566	84	253	1	45	121	24	785	10.2
Cooper	82	2269	274	606	.452	63	163	.387	147	170	.865	44	200	244	466	238	2	89	151	43	758	9.2
McGee	71	1213	252	544	.463	41	114	.360	42	64	.656	51	89	140	83	131	0	53	70	7	587	8.3
Gudmundsson	8	128	20	37	.541	0	0	---	18	27	.667	17	21	38	3	25	1	3	11	4	58	7.3
Green	82	1542	209	388	.539	1	6	.167	102	167	.611	160	221	381	54	229	2	49	99	49	521	6.4
Kupchak	55	783	124	257	.482	0	1	.000	84	112	.750	69	122	191	17	102	0	12	64	7	332	6.0
Rambis	74	1573	160	269	.595	0	0	---	88	122	.721	156	361	517	69	198	0	66	97	33	408	5.5
Spriggs	43	471	88	192	.458	0	1	.000	38	49	.776	28	53	81	49	78	0	18	54	9	214	5.0
Henderson	1	3	2	3	.667	0	0	---	0	0	---	0	1	1	0	1	0	0	0	0	4	4.0
Lester	27	222	26	52	.500	0	3	.000	15	19	.789	0	10	10	54	27	0	9	42	3	67	2.5
Nevitt*	4	25	3	11	.273	0	0	---	4	6	.667	3	4	7	2	6	0	2	5	2	10	2.5

DATE	OPPONENT	BOX SCORE	W / L	DATE	OPPONENT	BOX SCORE	W / L
Oct. 26	@ San Antonio	W 121-116 (2OT)	1-0	Jan. 25	Denver	L 115-127	32-10
Oct. 29	@ Dallas	W 133-115	2-0	Jan. 28	Milwaukee	W 125-115	33-10
Oct. 31	@ Phoenix	W 144-107	3-0	Jan. 30	@ Portland	W 118-94	34-10
Nov. 2	@ Golden State	W 120-116	4-0	Jan. 31	Philadelphia	W 134-100	35-10
Nov. 5	Cleveland	L 111-129	4-1	Feb. 2	New York	L 96-103	35-11
Nov. 7	@ Utah	W 116-106	5-1	Feb. 4	Dallas	W 110-102	36-11
Nov. 8	Denver	W 128-99	6-1	Feb. 6	@ Houston	W 117-95	37-11
Nov. 12	Utah	W 119-110	7-1	Feb. 11	@ Golden State	L 113-137	37-12
Nov. 14	Portland	W 114-102	8-1	Feb. 12	@ Phoenix	W 126-100	38-12
Nov. 15	@ LA Clippers	W 127-96	9-1	Feb. 14	Atlanta	W 141-117	39-12
Nov. 17	New Jersey	W 138-119	10-1	Feb. 16	Boston	L 99-105	39-13
Nov. 20	L.A. Clippers	W 122-107	11-1	Feb. 19	@ Indiana	W 90-81	40-13
Nov. 21	@ Denver	L 120-121	11-2	Feb. 21	@ New Jersey	L 106-121	40-14
Nov. 23	@ Portland	W 130-113	12-2	Feb. 23	@ Philadelphia	W 117-111 (OT)	41-14
Nov. 24	San Antonio	W 118-102	13-2	Feb. 24	@ Atlanta	L 93-102	41-15
Nov. 29	Seattle	W 108-107	14-2	Feb. 26	@ Dallas	W 119-116	42-15
Dec. 1	Chicago	W 117-113	15-2	Feb. 28	Phoenix	W 115-103	43-15
Dec. 4	@ Utah	W 131-127 (OT)	16-2	Mar. 1	@ Phoenix	L 106-123	43-16
Dec. 6	Houston	W 120-112	17-2	Mar. 3	Golden State	W 127-117	44-16
Dec. 8	Dallas	W 125-119	18-2	Mar. 5	Utah	W 130-84	45-16
Dec. 12	Phoenix	W 127-102	19-2	Mar. 6	@ Golden State	W 112-111	46-16
Dec. 13	@ Denver	L 120-124	19-3	Mar. 8	Sacramento	W 122-121 (2OT)	47-16
Dec. 15	Detroit	W 132-119	20-3	Mar. 9	@ Seattle	W 108-106	48-16
Dec. 17	@ New York	W 105-99	21-3	Mar. 11	L.A. Clippers	W 129-108	49-16
Dec. 18	@ Milwaukee	W 107-105	22-3	Mar. 13	Seattle	W 105-92	50-16
Dec. 20	@ Cleveland	W 128-116	23-3	Mar. 16	Houston	W 116-111	51-16
Dec. 21	@ Washington	W 96-84	24-3	Mar. 18	Portland	W 128-122	52-16
Dec. 26	@ San Antonio	L 91-109	24-4	Mar. 19	@ LA Clippers	L 114-115	52-17
Dec. 28	@ Sacramento	W 133-111	25-4	Mar. 21	@ San Antonio	W 117-109	53-17
Dec. 29	Golden State	L 122-130	25-5	Mar. 22	@ Sacramento	W 115-113	54-17
Jan. 3	Utah	W 110-101	26-5	Mar. 24	San Antonio	W 124-102	55-17
Jan. 5	Washington	W 118-88	27-5	Mar. 25	@ Denver	W 121-115	56-17
Jan. 8	Portland	W 125-121	28-5	Mar. 29	@ Seattle	L 87-88	56-18
Jan. 10	Indiana	W 124-102	29-5	Mar. 30	Golden State	W 124-117	57-18
Jan. 11	@ Seattle	L 99-105	29-6	Apr. 1	Seattle	W 109-104	58-18
Jan. 14	Phoenix	W 143-122	30-6	Apr. 3	Sacramento	L 135-105	59-18
Jan. 16	L.A. Clippers	W 112-96	31-6	Apr. 6	@ Houston	L 103-109	59-19
Jan. 19	@ Detroit	L 115-118	31-7	Apr. 8	@ Portland	W 120-114	60-19
Jan. 20	@ Chicago	W 133-118	32-7	Apr. 10	Houston	W 117-113	61-19
Jan. 22	@ Boston	L 95-110	32-8	Apr. 12	@ Sacramento	W 105-92	62-19
Jan. 24	@ LA Clippers	L 109-120	32-9	Apr. 13	Dallas	L 104-127	62-20

1986-87 LOS ANGELES LAKERS



65-17 - 1ST IN PACIFIC DIVISION

Head Coach: Pat Riley
Asst. Coaches: Bill Bertka, Randy Pfund
Standing: Wes Matthews, Billy Thompson, A.C. Green, Mike Smrek, Mychal Thompson, Adrian Branch
Seated: Kurt Rambis, James Worthy, Kareem Abdul-Jabbar, Michael Cooper, Byron Scott, Earvin Johnson
Not pictured: Frank Brickowski

NBA Champions

1986-87 REGULAR SEASON STATISTICS / GAME-BY-GAME RESULTS

	G	MIN	FG	FGA	PCT	3P	3A	PCT	FT	FTA	PCT	OFF	DEF	TOT	AST	PF	DQ	STL	TO	BLK	PTS	AVG
Johnson	80	2904	683	1308	.522	8	39	.205	535	631	.848	122	382	504	977	168	0	138	300	36	1909	23.9
Worthy	82	2819	651	1207	.539	0	13	.000	292	289	.751	158	308	466	226	206	0	108	168	83	1594	19.4
Abdul-Jabbar	78	2441	560	993	.564	1	3	.333	245	343	.714	152	371	523	203	245	2	49	186	97	1366	17.5
Scott	82	2729	554	1134	.489	65	149	.436	224	251	.892	63	223	286	281	163	0	125	144	18	1397	17.0
Green	79	2240	316	587	.538	0	5	.000	220	282	.780	210	405	615	84	171	0	70	102	80	852	10.8
Cooper	82	2253	322	736	.438	89	231	.385	126	148	.851	58	196	254	373	199	1	78	102	43	859	10.5
M. Thompson†	33	680	129	269	.480	0	1	.000	75	101	.743	47	89	136	28	85	1	14	57	30	333	10.1
Rambis	78	1514	163	313	.521	0	0	---	120	157	.764	159	294	453	63	201	1	74	104	41	446	5.7
B. Thompson	59	762	142	261	.544	0	1	.000	48	74	.649	69	102	171	60	148	1	15	61	30	332	5.6
Branch	32	219	48	96	.500	0	2	.000	42	54	.778	23	30	53	16	39	0	16	24	3	138	4.3
Matthews	50	532	89	187	.476	1	3	.333	29	36	.806	13	34	47	100	53	0	23	51	4	208	4.2
Brickowski*	37	404	53	94	.564	0	0	---	40	59	.678	40	57	97	12	105	4	14	25	4	146	3.9
Smrek	35	233	30	60	.500	0	0	---	16	25	.640	13	24	37	5	70	1	4	19	13	76	2.2

DATE	OPPONENT	BOX SCORE	W / L	DATE	OPPONENT	BOX SCORE	W / L
Nov. 1	@ Houston	L 102-112	0-1	Jan. 27	Portland	W 107-100	33-9
Nov. 4	@ Seattle	W 110-96	1-1	Jan. 28	@ Seattle	L 101-125	33-10
Nov. 7	Denver	W 138-116	2-1	Jan. 30	@ Phoenix	W 114-102	34-10
Nov. 9	New York	W 111-88	3-1	Feb. 2	Dallas	L 99-103	34-11
Nov. 12	Seattle	W 122-97	4-1	Feb. 4	Sacramento	W 128-92	35-11
Nov. 16	Sacramento	W 113-111	5-1	Feb. 5	@ Portland	L 104-105	35-12
Nov. 18	@ Dallas	W 114-110	6-1	Feb. 10	@ Sacramento	W 114-98	36-12
Nov. 19	@ San Antonio	W 117-108	7-1	Feb. 13	Indiana	W 113-108	37-12
Nov. 21	New Jersey	W 111-95	8-1	Feb. 15	Boston	W 106-103	38-12
Nov. 23	Milwaukee	W 127-117	9-1	Feb. 17	Washington	L 99-114	38-13
Nov. 25	Atlanta	L 107-113	9-2	Feb. 18	@ Denver	W 128-122	39-13
Nov. 26	@ LA Clippers	W 126-92	10-2	Feb. 20	@ Chicago	W 110-100	40-13
Nov. 28	Chicago	W 110-103	11-2	Feb. 22	@ Philadelphia	W 112-110 (OT)	41-13
Nov. 30	LA Clippers	W 137-115	12-2	Feb. 24	@ Phoenix	W 97-93	42-13
Dec. 4	@ Golden State	L 106-116	12-3	Feb. 25	Phoenix	W 99-91	43-13
Dec. 5	Dallas	W 112-104	13-3	Feb. 27	Golden State	W 121-109	44-13
Dec. 7	Golden State	W 132-100	14-3	Feb. 28	@ Utah	L 100-107	44-14
Dec. 9	@ New York	W 113-87	15-3	Mar. 3	@ Golden State	W 114-109	45-14
Dec. 10	@ Milwaukee	L 93-116	15-4	Mar. 4	Seattle	W 138-124	46-14
Dec. 12	@ Boston	W 117-110	16-4	Mar. 7	Cleveland	W 122-118	47-14
Dec. 13	@ Detroit	L 114-119	16-5	Mar. 9	@ LA Clippers	W 136-114	48-14
Dec. 16	@ Cleveland	W 121-116	17-5	Mar. 10	Denver	W 143-107	49-14
Dec. 18	Portland	W 131-115	18-5	Mar. 12	Portland	W 125-116	50-14
Dec. 20	@ Dallas	L 119-130	18-6	Mar. 15	L.A. Clippers	W 115-101	51-14
Dec. 21	@ Houston	W 103-96	19-6	Mar. 18	Utah	W 111-97	52-14
Dec. 23	@ Sacramento	W 127-117 (OT)	20-6	Mar. 20	San Antonio	W 147-115	53-14
Dec. 26	Houston	W 134-111	21-6	Mar. 22	Sacramento	W 129-121	54-14
Dec. 28	Philadelphia	W 111-85	22-6	Mar. 24	@ Phoenix	L 93-108	54-15
Jan. 1	@ Portland	W 140-104	23-6	Mar. 26	Detroit	W 128-111	55-15
Jan. 2	Phoenix	W 155-118	24-6	Mar. 28	@ Houston	W 123-109	56-15
Jan. 4	Utah	W 121-113	25-6	Mar. 31	Houston	W 111-96	57-15
Jan. 7	Denver	W 147-109	26-6	Apr. 2	@ Seattle	W 117-114	58-15
Jan. 8	@ Utah	L 101-107	26-7	Apr. 3	@ Portland	W 127-121	59-15
Jan. 10	@ Golden State	L 109-124	26-8	Apr. 5	@ Denver	W 126-118	60-15
Jan. 11	San Antonio	W 111-109	27-8	Apr. 6	L.A. Clippers	W 135-112	61-15
Jan. 15	Golden State	W 129-109	28-8	Apr. 9	@ L.A. Clippers	W 118-100	62-15
Jan. 18	@ Washington	W 115-101	29-8	Apr. 10	San Antonio	W 131-121	63-15
Jan. 19	@ New Jersey	W 126-115	30-8	Apr. 12	Phoenix	W 119-104	64-15
Jan. 21	@ Atlanta	W 112-109	31-8	Apr. 16	@ Utah	W 110-97	65-15
Jan. 22	@ Indiana	W 118-108	32-8	Apr. 17	@ San Antonio	L 103-115	65-16
Jan. 24	@ Dallas	L 117-132	32-9	Apr. 19	Seattle	L 104-110	65-17

* Did not finish season on Laker roster;

† Totals with Lakers only



62-20 - 1ST IN PACIFIC DIVISION

Head Coach: Pat Riley
Asst. Coaches: Bill Bertka, Randy Pfund
Standing: Wes Matthews, Billy Thompson,
A.C. Green, Mike Smrek,
Mychal Thompson, Jeff Lamp,
Milt Wagner
Seated: Kurt Rambis, James Worthy,
Kareem Abdul-Jabbar, Michael
Cooper, Byron Scott, Earvin Johnson
Not pictured: Tony Campbell, Ray Tolbert

NBA Champions




1987-88 REGULAR SEASON STATISTICS / GAME-BY-GAME RESULTS

	G	MIN	FG	FGA	PCT	3P	3A	PCT	FT	FTA	PCT	OFF	DEF	TOT	AST	PF	DQ	STL	TO	BLK	PTS	AVG
Scott	81	3048	710	1348	.527	62	179	.346	272	317	.858	76	257	333	335	204	2	155	161	27	1754	21.7
Worthy	75	2655	617	1161	.531	2	16	.125	242	304	.796	129	245	374	289	175	1	72	155	55	1478	19.7
Johnson	72	2637	490	996	.492	11	56	.196	417	489	.853	88	361	449	858	147	0	114	269	13	1408	19.6
Abdul-Jabbar	80	2308	480	903	.532	0	1	.000	205	269	.762	118	360	478	135	216	1	48	159	92	1165	14.6
M. Thompson	80	2007	370	722	.512	0	3	.000	185	292	.634	198	291	489	66	251	1	38	113	79	925	11.6
Green	82	2636	322	640	.503	0	2	.000	293	379	.773	245	465	710	93	204	0	87	120	45	937	11.4
Campbell	13	242	57	101	.564	1	3	.333	28	39	.718	8	19	27	15	41	0	11	26	2	143	11.0
Cooper	61	1793	189	482	.392	57	178	.320	97	113	.858	50	178	228	289	136	1	66	101	26	532	8.7
Matthews	51	706	114	248	.460	7	30	.233	54	65	.831	16	50	66	138	65	0	25	69	3	289	5.7
Rambis	70	845	102	186	.548	0	0	---	73	93	.785	103	165	268	54	103	0	39	59	13	277	4.0
Wagner	40	380	62	147	.422	2	10	.200	26	29	.897	4	24	28	61	42	0	6	22	4	152	3.8
Tolbert†	14	82	16	28	.571	0	0	---	10	13	.769	9	11	20	5	14	0	3	11	3	42	3.0
Smrek	48	421	44	103	.427	0	0	---	44	66	.667	27	58	85	8	105	3	7	30	42	132	2.8
B. Thompson	9	38	3	13	.231	0	0	---	8	10	.800	2	7	9	1	11	0	1	6	0	14	1.6
Lamp	3	7	0	0	---	0	0	---	2	2	1.00	0	0	0	0	1	0	0	0	0	2	0.7

DATE	OPPONENT	BOX SCORE	W / L	DATE	OPPONENT	BOX SCORE	W / L
Nov. 6	Seattle	W 113-109	1-0	Feb. 2	Chicago	W 110-101	34-8
Nov. 8	Houston	W 101-92	2-0	Feb. 4	@ LA Clippers	W 117-86	35-8
Nov. 10	@ San Antonio	W 133-124	3-0	Feb. 9	Indiana	L 108-110	35-9
Nov. 12	L.A. Clippers	W 111-82	4-0	Feb. 11	@ Denver	W 120-108	36-9
Nov. 14	@ Golden State	W 118-110	5-0	Feb. 12	@ San Antonio	W 133-132	37-9
Nov. 15	San Antonio	W 147-130	6-0	Feb. 14	Boston	W 115-106	38-9
Nov. 17	Portland	W 142-115	7-0	Feb. 16	L.A. Clippers	W 119-100	39-9
Nov. 20	Dallas	W 119-116	8-0	Feb. 18	@ Houston	W 111-96	40-9
Nov. 22	Milwaukee	L 116-124 (OT)	8-1	Feb. 19	@ Atlanta	W 126-119 (OT)	41-9
Nov. 24	@ Seattle	L 85-103	8-2	Feb. 21	Detroit	W 117-110	42-9
Nov. 27	Denver	W 127-119	9-2	Feb. 23	Washington	W 111-100	43-9
Dec. 1	@ Sacramento	W 125-120 (OT)	10-2	Feb. 26	Utah	W 112-105	44-9
Dec. 2	Portland	L 104-117	10-3	Feb. 28	Phoenix	W 111-97	45-9
Dec. 4	@ Milwaukee	L 83-85	10-4	Mar. 1	@ Seattle	L 100-114	45-10
Dec. 5	@ Cleveland	L 95-97	10-5	Mar. 4	Golden State	W 120-107	46-10
Dec. 8	@ New Jersey	W 98-81	11-5	Mar. 6	@ Dallas	W 108-97	47-10
Dec. 9	@ Washington	L 112-120 (OT)	11-6	Mar. 7	@ Philadelphia	W 110-104	48-10
Dec. 11	@ Boston	W 115-114	12-6	Mar. 9	@ New York	W 104-99	49-10
Dec. 13	Cleveland	W 90-89	13-6	Mar. 10	@ Chicago	L 107-128	49-11
Dec. 15	Phoenix	W 122-97	14-6	Mar. 12	Dallas	L 101-110	49-12
Dec. 17	@ Golden State	W 113-106	15-6	Mar. 14	New Jersey	W 115-105	50-12
Dec. 19	@ LA Clippers	W 108-97	16-6	Mar. 15	@ Portland	L 95-112	50-13
Dec. 20	Seattle	W 103-94	17-6	Mar. 19	@ Phoenix	L 95-102	50-14
Dec. 23	Sacramento	W 117-103	18-6	Mar. 20	@ Golden State	W 130-127	51-14
Dec. 26	@ Utah	W 117-109	19-6	Mar. 22	Houston	W 117-95	52-14
Dec. 29	Philadelphia	W 131-115	20-6	Mar. 25	Denver	L 119-120	52-15
Jan. 3	@ Portland	W 98-81	21-6	Mar. 26	@ Sacramento	L 92-114	52-16
Jan. 4	San Antonio	W 113-115	22-6	Mar. 29	Utah	W 122-111	53-16
Jan. 6	Dallas	W 103-89	23-6	Apr. 2	@ Utah	L 92-106	53-17
Jan. 8	@ Detroit	W 106-104	24-6	Apr. 3	Sacramento	W 108-104	54-17
Jan. 9	@ Indiana	W 101-98	25-6	Apr. 5	Seattle	W 94-90	55-17
Jan. 12	Golden State	W 117-113	26-6	Apr. 8	L.A. Clippers	W 126-107	56-17
Jan. 13	@ LA Clippers	L 109-110 (OT)	26-7	Apr. 9	@ Portland	L 109-119	56-18
Jan. 16	@ Phoenix	W 107-96	27-7	Apr. 12	Portland	W 109-103	57-18
Jan. 18	Houston	W 121-110	28-7	Apr. 13	@ Denver	L 106-120	57-19
Jan. 21	@ Denver	L 113-115	28-8	Apr. 15	Phoenix	L 117-114	58-19
Jan. 22	New York	W 113-112	29-8	Apr. 17	@ Houston	L 119-127	58-20
Jan. 24	@ Seattle	W 116-109	30-8	Apr. 19	@ San Antonio	W 133-126	59-20
Jan. 26	Utah	W 111-100	31-8	Apr. 20	@ Dallas	W 114-107	60-20
Jan. 28	@ Sacramento	W 115-94	32-8	Apr. 22	@ Phoenix	W 117-112	61-20
Jan. 29	Atlanta	W 117-107	33-8	Apr. 24	Golden State	W 136-100	62-20

1988-89 LOS ANGELES LAKERS



57-25 - 1ST IN PACIFIC DIVISION

Head Coach: Pat Riley
Asst. Coaches: Bill Bertka, Randy Pfund
Standing: Tony Campbell, Orlando Woolridge, Mark McNamara, Mychal Thompson, Jeff Lamp, David Rivers
Seated: A.C. Green, James Worthy, Kareem Abdul-Jabbar, Michael Cooper, Byron Scott, Earvin Johnson

Western Conference Champions

1988-89 REGULAR SEASON STATISTICS / GAME-BY-GAME RESULTS

	G	MIN	FG	FGA	PCT	3P	3A	PCT	FT	FTA	PCT	OFF	DEF	TOT	AST	PF	DQ	STL	TO	BLK	PTS	AVG
Johnson	77	2886	579	1137	.509	59	188	.314	513	563	.911	111	496	607	988	172	0	138	312	22	1730	22.5
Worthy	81	2960	702	1282	.548	2	23	.087	251	321	.782	169	320	489	288	175	0	108	182	56	1657	20.5
Scott	74	2605	588	1198	.491	77	193	.399	195	226	.863	72	230	302	231	181	1	114	157	27	1448	19.6
Green	82	2510	401	758	.529	4	17	.235	282	359	.786	258	481	739	103	172	0	94	119	55	1088	13.3
Abdul-Jabbar	74	1695	313	659	.475	0	3	.000	122	165	.739	103	231	334	74	196	1	38	95	85	748	10.1
Woolridge	74	1491	231	494	.468	0	1	.000	253	343	.738	81	189	270	58	130	0	30	103	65	715	9.7
Thompson	80	1994	291	521	.559	0	1	.000	156	230	.678	157	310	467	48	224	0	58	97	59	738	9.2
Cooper	80	1943	213	494	.431	80	210	.381	81	93	.871	33	158	191	314	186	0	72	94	32	587	7.3
Campbell	63	787	158	345	.458	2	21	.095	70	83	.843	53	77	130	47	108	0	37	62	6	388	6.2
Rivers	47	440	49	122	.402	1	6	.167	35	42	.833	13	30	43	106	50	0	23	61	9	134	2.9
McNamara	39	318	32	64	.500	0	---	---	49	78	.628	38	62	100	10	51	0	4	24	3	113	2.9
Lamp	37	176	27	69	.391	2	4	.500	4	5	.800	6	28	34	15	27	0	8	16	2	60	1.6

DATE	OPPONENT	BOX SCORE	W / L	DATE	OPPONENT	BOX SCORE	W / L
Nov. 4	@ Dallas	W 116-113	1-0	Jan. 29	@ Dallas	W 118-93	29-13
Nov. 5	@ San Antonio	L 107-122	1-1	Jan. 31	@ Houston	W 125-114	30-13
Nov. 8	@ Golden State	W 114-102	2-1	Feb. 1	@ Phoenix	L 97-114	30-14
Nov. 9	Denver	W 128-110	3-1	Feb. 3	Portland	W 140-129	31-14
Nov. 11	Seattle	W 114-103	4-1	Feb. 5	New Jersey	W 134-116	32-14
Nov. 15	@ Denver	W 148-146 (2 OT)	5-1	Feb. 8	Golden State	L 118-121	32-15
Nov. 17	@ Seattle	L 98-101	5-2	Feb. 14	Detroit	L 103-111	32-16
Nov. 18	Portland	W 106-105	6-2	Feb. 16	@ Portland	W 110-101	33-16
Nov. 22	@ New York	W 110-98	7-2	Feb. 19	Boston	W 119-110	34-16
Nov. 23	@ Miami	W 138-91	8-2	Feb. 20	@ Sacramento	W 100-97	35-16
Nov. 26	@ Detroit	L 99-102	8-3	Feb. 22	@ Utah	L 79-105	35-17
Nov. 28	@ Philadelphia	W 109-104	9-3	Feb. 24	Sacramento	W 115-103	36-17
Nov. 30	Seattle	W 110-106	10-3	Feb. 26	Phoenix	W 134-122	37-17
Dec. 2	Utah	W 113-92	11-3	Mar. 1	Golden State	W 142-121	38-17
Dec. 4	Washington	W 119-112 (OT)	12-3	Mar. 3	Indiana	W 139-117	39-17
Dec. 6	@ L.A. Clippers	W 111-102	13-3	Mar. 5	@ Houston	L 83-88	39-18
Dec. 7	Phoenix	W 125-111	14-3	Mar. 7	@ Atlanta	W 106-97	40-18
Dec. 10	@ Indiana	W 112-105	15-3	Mar. 8	@ Miami	W 127-87	41-18
Dec. 11	@ Milwaukee	L 94-95	15-4	Mar. 10	@ Charlotte	W 123-90	42-18
Dec. 13	@ Cleveland	W 111-102	16-4	Mar. 12	@ Golden State	W 126-115	43-18
Dec. 14	@ New Jersey	L 113-118 (OT)	16-5	Mar. 13	Houston	W 97-96	44-18
Dec. 16	@ Boston	L 96-110	16-6	Mar. 17	Dallas	W 106-103	45-18
Dec. 18	@ Washington	L 110-115	16-7	Mar. 19	Atlanta	L 111-113	45-19
Dec. 20	@ Chicago	L 103-116	16-8	Mar. 21	Chicago	L 103-104	45-20
Dec. 23	Sacramento	W 120-102	17-8	Mar. 23	@ Sacramento	W 115-92	46-20
Dec. 25	@ Utah	L 87-101	17-9	Mar. 26	Phoenix	W 118-116	47-20
Dec. 26	@ Phoenix	L 96-111	17-10	Mar. 28	@ Phoenix	L 104-127	47-21
Dec. 28	Philadelphia	W 128-123	18-10	Mar. 30	San Antonio	W 138-98	48-21
Dec. 30	L.A. Clippers	W 124-109	19-10	Apr. 1	@ Denver	L 108-114 (OT)	48-22
Jan. 3	@ Seattle	L 106-116	19-11	Apr. 2	Milwaukee	W 118-117	49-22
Jan. 4	Portland	W 133-120	20-11	Apr. 4	@ Seattle	W 115-97	50-22
Jan. 6	Miami	W 118-86	21-11	Apr. 7	Utah	L 97-99	50-23
Jan. 8	San Antonio	W 126-96	22-11	Apr. 8	@ Golden State	L 116-122	50-24
Jan. 10	@ Sacramento	L 97-106	22-12	Apr. 10	L.A. Clippers	W 133-116	51-24
Jan. 13	Cleveland	W 116-95	23-12	Apr. 12	@ San Antonio	W 107-100	52-24
Jan. 15	@ L.A. Clippers	W 116-95	24-12	Apr. 15	@ L.A. Clippers	L 107-119	52-25
Jan. 16	Houston	W 124-113	25-12	Apr. 16	Miami	W 121-108	53-25
Jan. 18	L.A. Clippers	W 111-90	26-12	Apr. 18	Denver	W 142-118	54-25
Jan. 20	Dallas	W 115-99	27-12	Apr. 20	Sacramento	W 118-115	55-25
Jan. 24	L	L 117-122	27-13	Apr. 21	@ Portland	W 121-114	56-25
Jan. 27	Charlotte	W 114-97	28-13	Apr. 23	Seattle	W 121-117	57-25



63-19 - 1ST IN PACIFIC DIVISION

Head Coach: Pat Riley

Asst. Coaches: Bill Bertka, Randy Pfund, Jim Eyen

Standing: Mel McCants, Orlando Woolridge,

Vlade Divac, Mike Higgins,

Mark McNamara, Jay Vincent, Larry

Drew

Seated: A.C. Green, James Worthy,

Mychal Thompson, Michael Cooper,

Byron Scott, Earvin Johnson

Not pictured: Steve Bucknall, Jawann Oldham



1989-90 REGULAR SEASON STATISTICS / GAME-BY-GAME RESULTS

	G	MIN	FG	FGA	PCT	3P	3A	PCT	FT	FTA	PCT	OFF	DEF	TOT	AST	PF	DQ	STL	TO	BLK	PTS	AVG
Johnson	79	2937	546	1138	.480	106	276	.384	567	637	.890	128	394	522	907	167	1	132	289	34	1765	22.3
Worthy	80	2960	711	1298	.548	15	49	.306	248	317	.782	160	318	478	288	190	0	99	160	49	1685	21.1
Scott	77	2593	472	1005	.470	93	220	.423	160	209	.766	51	191	242	274	180	2	77	122	31	1197	15.5
Green	82	2709	385	806	.478	13	46	.283	278	370	.751	262	450	712	90	207	0	66	116	50	1061	12.9
Woolridge	62	1421	306	550	.556	0	5	.000	176	240	.733	49	136	185	96	160	2	39	73	46	788	12.7
Thompson	70	1883	281	562	.500	0	0	---	144	204	.706	173	304	477	43	207	0	33	79	73	706	10.1
Divac	82	1611	274	549	.499	0	5	.000	153	216	.708	167	345	512	75	240	2	79	110	114	701	8.5
Cooper	80	1851	191	493	.387	50	157	.318	83	94	.883	59	168	227	215	206	1	67	91	36	515	6.4
Drew	80	1333	170	383	.444	32	81	.395	46	60	.767	12	86	98	217	92	0	47	95	4	418	5.2
Vincent†	24	200	41	78	.526	0	1	.000	8	12	.667	7	19	26	10	29	0	8	19	3	90	3.8
McNamara	33	190	38	86	.442	0	0	---	26	40	.650	22	41	63	3	31	1	2	21	1	102	3.1
McCants	13	65	8	26	.308	0	0	---	6	8	.750	1	5	6	2	11	0	3	1	1	22	1.7
Oldham†	3	9	2	3	.667	0	0	---	1	2	.500	0	1	1	1	3	0	0	1	0	5	1.7
Bucknall	18	75	9	33	.273	0	1	.000	5	6	.833	5	2	7	10	10	0	2	11	1	23	1.3
Higgins*	6	18	0	0	---	0	0	---	1	2	.500	1	0	1	1	4	0	1	0	2	1	0.2

DATE	OPPONENT	BOX SCORE	W / L	DATE	OPPONENT	BOX SCORE	W / L
Nov. 3	@ Dallas	W 102-94	1-0	Jan. 30	@ LA Clippers	L 104-121	31-11
Nov. 4	@ San Antonio	L 98-106	1-1	Feb. 2	Atlanta	W 112-106	32-11
Nov. 7	Phoenix	W 111-107	2-1	Feb. 4	New Jersey	W 121-105	33-11
Nov. 9	@ Golden State	W 106-95	3-1	Feb. 6	@ Portland	W 121-119 (OT)	34-11
Nov. 10	Charlotte	W 106-100	4-1	Feb. 7	Chicago	W 121-103	35-11
Nov. 12	Dallas	W 107-98	5-1	Feb. 14	Portland	L 128-132 (2OT)	35-12
Nov. 15	Indiana	W 117-94	6-1	Feb. 15	@ Sacramento	W 101-92	36-12
Nov. 17	Denver	W 119-105	7-1	Feb. 18	Boston	W 116-110	37-12
Nov. 19	Washington	W 120-115	8-1	Feb. 20	@ San Antonio	W 115-114 (OT)	38-12
Nov. 25	@ Utah	W 92-86	9-1	Feb. 21	@ Denver	W 113-111	39-12
Nov. 26	San Antonio	W 132-112	10-1	Feb. 23	Philadelphia	W 122-116	40-12
Nov. 28	@ Houston	L 104-110	10-2	Feb. 25	Utah	L 103-104	40-13
Nov. 30	@ Sacramento	W 109-93	11-2	Feb. 28	@ Seattle	W 112-107	41-13
Dec. 1	Detroit	L 97-108 (OT)	11-3	Mar. 2	Cleveland	W 124-93	42-13
Dec. 3	New York	W 115-104	12-3	Mar. 4	Minnesota	W 115-96	43-13
Dec. 5	LA Clippers	W 111-103	13-3	Mar. 6	@ Houston	L 95-112	43-14
Dec. 7	Phoenix	W 100-96	14-3	Mar. 7	@ Dallas	W 103-91	44-14
Dec. 9	@ Washington	L 101-103	14-4	Mar. 9	Golden State	W 131-115	45-14
Dec. 10	@ Orlando	L 103-108	14-5	Mar. 11	@ Atlanta	W 123-115	46-14
Dec. 12	@ Charlotte	W 103-89	15-5	Mar. 12	@ Charlotte	W 107-102	47-14
Dec. 13	@ Miami	W 102-75	16-5	Mar. 14	@ Philadelphia	L 110-116	47-15
Dec. 15	@ Boston	W 119-110	17-5	Mar. 15	@ Cleveland	L 96-112	47-16
Dec. 16	@ New Jersey	W 99-92	18-5	Mar. 17	@ Minnesota	W 101-99	48-16
Dec. 19	@ Chicago	L 83-93	18-6	Mar. 20	Charlotte	W 109-97	49-16
Dec. 20	@ Minnesota	W 106-97 (OT)	19-6	Mar. 23	LA Clippers	W 110-102	50-16
Dec. 26	Sacramento	W 104-102	20-6	Mar. 25	Seattle	W 116-94	51-16
Dec. 29	Golden State	W 130-111	21-6	Mar. 27	@ Portland	L 111-130	51-17
Jan. 3	Denver	W 114-98	22-6	Mar. 28	@ LA Clippers	W 106-99	52-17
Jan. 6	@ Golden State	L 131-133	22-7	Mar. 30	Portland	W 135-106	53-17
Jan. 7	Miami	W 132-93	23-7	Apr. 1	Utah	W 119-103	54-17
Jan. 9	@ Phoenix	L 118-121 (OT)	23-8	Apr. 5	Sacramento	W 110-103	55-17
Jan. 10	Orlando	W 121-106	24-8	Apr. 6	@ Phoenix	W 103-99	56-17
Jan. 12	Houston	W 107-98	25-8	Apr. 8	@ Denver	W 116-109	57-17
Jan. 15	Sacramento	W 111-91	26-8	Apr. 9	Dallas	W 113-106	58-17
Jan. 17	Seattle	W 100-90	27-8	Apr. 12	@ Utah	L 104-107	58-18
Jan. 19	@ Milwaukee	L 102-103	27-9	Apr. 13	Golden State	W 131-119	59-18
Jan. 21	@ Detroit	W 107-97	28-9	Apr. 15	Houston	W 113-102	60-18
Jan. 23	@ New York	W 118-97	29-9	Apr. 17	@ Seattle	W 102-101	61-18
Jan. 24	@ Indiana	W 120-111	30-9	Apr. 19	Minnesota	W 113-89	62-18
Jan. 26	Milwaukee	W 100-91	31-9	Apr. 21	@ LA Clippers	W 125-115	63-18
Jan. 29	San Antonio	L 84-86	31-10	Apr. 22	@ Portland	L 88-130	63-19

*Did not finish season on Laker roster.

† Totals with Lakers only.

1990-91 LOS ANGELES LAKERS



58-24 - 2ND IN PACIFIC DIVISION

Head Coach: Mike Dunleavy
Asst. Coaches: Bill Bertka, Randy Pfund, Jim Eyen
Standing: Terry Teagle, Sam Perkins, Vlade Divac, Elden Campbell, Irving Thomas, Tony Smith
Seated: A.C. Green, James Worthy, Mychal Thompson, Earvin Johnson, Byron Scott, Larry Drew
Not pictured: Tony Brown

Western Conference Champions

1990-91 REGULAR SEASON STATISTICS / GAME-BY-GAME RESULTS

	G	MIN	FG	FGA	PCT	3P	3A	PCT	FT	FTA	PCT	OFF	DEF	TOT	AST	PF	DQ	STL	TO	BLK	PTS	AVG
Worthy	78	3008	716	1455	.492	26	90	.289	212	266	.797	107	249	356	275	117	0	104	127	35	1670	21.4
Johnson	79	2933	466	976	.477	80	250	.320	519	573	.906	105	446	551	989	150	0	102	314	17	1531	19.4
Scott	82	2630	501	1051	.477	71	219	.324	118	148	.797	54	192	246	177	146	0	95	85	21	1191	14.5
Perkins	73	2504	368	744	.495	18	64	.281	229	279	.821	167	371	538	108	247	2	64	103	78	983	13.5
Divac	82	2310	360	637	.565	5	14	.357	196	279	.703	205	461	666	92	247	3	106	146	127	921	11.2
Teagle	82	1498	335	757	.443	0	9	.000	145	177	.819	82	99	181	82	165	1	31	83	8	815	9.9
Green	82	2164	258	542	.476	11	55	.200	223	302	.738	201	315	516	71	117	0	59	99	23	750	9.1
Thompson	72	1077	113	228	.496	0	2	.000	62	88	.705	74	154	228	21	112	0	23	47	23	288	4.0
Smith	64	695	97	220	.441	0	7	.000	40	57	.702	24	47	71	135	80	0	28	69	12	234	3.7
Drew	48	496	54	125	.432	14	33	.424	17	22	.773	5	29	34	118	40	0	15	49	1	139	2.9
Campbell	52	380	56	123	.455	0	0	---	32	49	.653	40	56	96	10	71	1	11	16	38	144	2.8
Thomas	26	108	17	50	.340	0	0	---	12	21	.571	14	17	31	10	24	0	4	13	1	46	1.8
Brown*	7	27	2	3	.667	1	1	1.00	0	0	---	0	4	4	3	8	0	0	4	0	5	0.7

DATE	OPPONENT	BOX SCORE	W / L	DATE	OPPONENT	BOX SCORE	W / L
Nov. 3	@ San Antonio	L 99-110	0-1	Jan. 29	New Jersey	W 110-89	31-11
Nov. 6	Portland	L 123-125 (OT)	0-2	Jan. 31	Atlanta	W 116-103	32-11
Nov. 9	Sacramento	W 100-86	1-2	Feb. 1	@ LA Clippers	W 106-92	33-11
Nov. 11	New York	L 103-109	1-3	Feb. 3	Chicago	W 99-86	34-11
Nov. 13	Phoenix	L 111-112	1-4	Feb. 5	LA Clippers	W 116-102	35-11
Nov. 15	@ Houston	W 108-103 (OT)	2-4	Feb. 12	@ Phoenix	L 95-99	35-12
Nov. 16	@ Dallas	L 86-99	2-5	Feb. 13	Minnesota	W 120-106	36-12
Nov. 18	Golden State	W 115-93	3-5	Feb. 15	Boston	L 85-98	36-13
Nov. 19	@ Denver	W 122-105	4-5	Feb. 17	Portland	W 106-96	37-13
Nov. 21	Denver	W 141-121	5-5	Feb. 19	@ Houston	W 112-103	38-13
Nov. 24	Orlando	W 115-89	6-5	Feb. 21	@ Dallas	W 106-92	39-13
Nov. 28	San Antonio	W 97-80	7-5	Feb. 22	@ Atlanta	L 102-111	39-14
Dec. 1	@ Phoenix	W 108-98	8-5	Feb. 24	@ Detroit	W 102-96 (OT)	40-14
Dec. 4	Detroit	W 114-90	9-5	Feb. 25	@ Philadelphia	L 90-92	40-15
Dec. 6	@ Minnesota	W 83-73	10-5	Feb. 28	@ Denver	W 121-108	41-15
Dec. 7	@ Utah	L 79-101	10-6	Mar. 1	Orlando	W 115-101	42-15
Dec. 9	Washington	W 106-99	11-6	Mar. 3	Houston	L 95-104	42-16
Dec. 12	Dallas	L 97-112 (OT)	11-7	Mar. 5	@ Minnesota	L 85-94	42-17
Dec. 15	@ Golden State	W 111-109	12-7	Mar. 7	@ Milwaukee	L 94-99	42-18
Dec. 16	Indiana	W 115-112	13-7	Mar. 9	@ Washington	W 87-72	43-18
Dec. 18	@ New York	W 100-97	14-7	Mar. 10	@ Orlando	W 115-101	44-18
Dec. 19	@ Cleveland	L 74-84	14-8	Mar. 12	@ Miami	W 102-95	45-18
Dec. 21	@ Chicago	L 103-114	14-9	Mar. 15	Denver	W 127-117	46-18
Dec. 23	Minnesota	W 118-94	15-9	Mar. 17	San Antonio	W 98-91	47-18
Dec. 26	@ LA Clippers	W 108-99	16-9	Mar. 19	LA Clippers	W 119-105	48-18
Dec. 30	Philadelphia	W 115-107	17-9	Mar. 20	@ Seattle	L 106-114	48-19
Jan. 3	@ Portland	W 108-104	18-9	Mar. 22	Milwaukee	L 92-99	48-20
Jan. 4	@ Golden State	L 99-115	18-10	Mar. 24	Seattle	W 113-96	49-20
Jan. 6	Golden State	W 135-108	19-10	Mar. 25	@ Sacramento	W 99-89	50-20
Jan. 8	@ Seattle	L 88-96	19-11	Mar. 29	Portland	L 105-109 (OT)	50-21
Jan. 9	Utah	W 108-85	20-11	Mar. 31	Sacramento	W 115-87	51-21
Jan. 11	Cleveland	W 105-93	21-11	Apr. 2	@ San Antonio	W 122-115	52-21
Jan. 13	Houston	W 116-97	22-11	Apr. 4	@ Phoenix	W 102-98	53-21
Jan. 15	Charlotte	W 128-103	23-11	Apr. 5	Miami	W 108-87	54-21
Jan. 17	@ Sacramento	W 93-78	24-11	Apr. 7	Phoenix	W 93-85	55-21
Jan. 18	Seattle	W 105-96	25-11	Apr. 11	Utah	W 110-95	56-21
Jan. 21	@ Indiana	W 120-114	26-11	Apr. 13	@ Portland	L 113-118	56-22
Jan. 22	@ Orlando	W 116-96	27-11	Apr. 15	Dallas	W 112-106	57-22
Jan. 24	@ Charlotte	W 113-93	28-11	Apr. 17	@ Golden State	L 111-118	57-23
Jan. 25	@ New Jersey	W 108-103 (OT)	29-11	Apr. 20	@ Utah	L 93-107	57-24
Jan. 27	@ Boston	W 104-87	30-11	Apr. 21	Seattle	W 103-100	58-24

* Did not finish season on Laker roster



43-39 - 6TH IN PACIFIC DIVISION

Head Coach: Mike Dunleavy
Asst. Coaches: Bill Bertka, Randy Pfund, Jim Ewen
Standing: Terry Teagle, Sam Perkins, Vlade Divac, Elden Campbell, Keith Owens, Tony Smith
Seated: A.C. Green, Chuckie Brown, James Worthy, Sedale Threatt, Byron Scott, Rory Sparrow
Not pictured: Demetrius Calip, Jack Haley, Cliff Robinson



1991-92 REGULAR SEASON STATISTICS / GAME-BY-GAME RESULTS

	G	MIN	FG	FGA	PCT	3P	3A	PCT	FT	FTA	PCT	OFF	DEF	TOT	AST	PF	DQ	STL	TO	BLK	PTS	AVG
Worthy	54	2108	450	1007	.447	9	43	.209	166	204	.814	98	207	305	252	89	0	76	127	23	1075	19.9
Perkins	63	2332	361	803	.450	15	69	.217	304	372	.817	192	364	556	141	192	1	64	83	62	1041	16.5
Threatt	82	3070	509	1041	.489	20	62	.323	202	243	.831	43	210	253	593	231	1	168	182	16	1240	15.1
Scott	82	2679	460	1005	.458	54	157	.344	244	291	.838	74	236	310	226	140	0	105	119	28	1218	14.9
Green	82	2902	382	803	.476	12	56	.214	340	457	.744	306	456	762	117	141	0	91	111	36	1116	13.6
Divac	36	979	157	317	.495	5	19	.263	86	112	.768	87	160	247	60	114	3	55	88	35	405	11.3
Teagle	82	1602	364	805	.452	1	4	.250	151	197	.766	91	92	183	113	148	0	66	114	9	880	10.7
Campbell	81	1876	220	491	.448	0	2	.000	138	223	.619	155	268	423	59	203	1	53	73	159	578	7.1
Smith	63	820	113	283	.399	0	11	.000	49	75	.653	31	45	76	109	91	0	39	50	8	275	4.4
Brown†	36	381	55	118	.466	0	3	.000	25	41	.610	29	47	76	23	41	0	9	27	7	135	3.8
Robinson	9	78	11	27	.407	0	1	.000	7	8	.875	7	12	19	9	4	0	5	7	0	29	3.2
Sparrow†	42	471	57	143	.399	2	13	.154	8	13	.615	3	24	27	79	55	0	12	31	5	124	3.0
Haley	49	394	31	84	.369	0	0	---	14	29	.483	31	64	95	7	75	0	7	25	8	76	1.6
Calip	7	58	4	18	.222	1	5	.200	2	3	.667	1	4	5	12	8	0	1	5	0	11	1.6
Owens	20	80	9	32	.281	0	0	---	8	10	.800	8	7	15	3	11	0	5	2	4	26	1.3

DATE	OPPONENT	BOX SCORE	W / L	DATE	OPPONENT	BOX SCORE	W / L
Nov. 1	@ Houston	L 121-126 (OT)	0-1	Jan. 29	Golden State	W 112-99	26-16
Nov. 2	@ Dallas	W 114-113 (OT)	1-1	Jan. 30	@ Denver	W 106-96	27-16
Nov. 5	LA Clippers	L 109-114 (OT)	1-2	Feb. 2	Chicago	L 97-103	27-17
Nov. 8	@ Phoenix	L 85-113	1-3	Feb. 3	@ Phoenix	L 104-113	27-18
Nov. 10	Minnesota	W 96-86	2-3	Feb. 5	LA Clippers	W 100-95	28-18
Nov. 14	@ Golden State	W 115-112	3-3	Feb. 11	@ Minnesota	W 116-108	29-18
Nov. 15	Houston	W 86-74	4-3	Feb. 13	@ Utah	L 91-97	29-19
Nov. 17	Atlanta	W 111-89	5-3	Feb. 14	Washington	L 92-108	29-20
Nov. 19	Phoenix	W 103-95	6-3	Feb. 16	Boston	L 107-114	29-21
Nov. 22	San Antonio	W 98-96	7-3	Feb. 17	@ Golden State	L 100-116	29-22
Nov. 24	Milwaukee	W 102-97	8-3	Feb. 19	@ LA Clippers	L 94-125	29-23
Nov. 26	@ Orlando	W 98-87	9-3	Feb. 20	@ Seattle	L 103-105	29-24
Nov. 27	@ Miami	W 89-97	10-3	Feb. 22	Golden State	L 124-126	29-25
Nov. 29	@ Boston	L 91-114	10-4	Feb. 26	New York	W 81-68	30-25
Nov. 30	@ Philadelphia	W 93-91	11-4	Feb. 28	Cleveland	L 90-101	30-26
Dec. 3	@ Milwaukee	L 94-126	11-5	Mar. 1	Houston	L 97-105	30-27
Dec. 4	@ Charlotte	L 106-124	11-6	Mar. 3	@ Portland	L 101-105	30-28
Dec. 6	@ New Jersey	W 98-89	12-6	Mar. 4	New Jersey	W 101-92	31-28
Dec. 8	Dallas	W 103-88	13-6	Mar. 8	Detroit	L 93-98	31-29
Dec. 10	@ Sacramento	W 92-90	14-6	Mar. 10	@ New York	W 106-104	32-29
Dec. 11	Utah	L 95-101	14-7	Mar. 11	@ Atlanta	W 109-98	33-29
Dec. 15	Sacramento	W 110-94	15-7	Mar. 13	@ Cleveland	L 107-109 (OT)	33-30
Dec. 17	@ Chicago	W 102-89	16-7	Mar. 14	@ Washington	W 92-89	34-30
Dec. 19	@ Minnesota	L 85-93	16-8	Mar. 16	@ Indiana	L 85-98	34-31
Dec. 20	@ Detroit	L 93-112	16-9	Mar. 18	Portland	L 93-98	34-32
Dec. 22	Phoenix	L 88-100	16-10	Mar. 20	Minnesota	W 131-121	35-32
Dec. 25	@ LA Clippers	W 85-75	17-10	Mar. 26	Dallas	W 115-92 (OT)	36-32
Dec. 28	Portland	L 88-98	17-11	Mar. 27	@ Utah	W 103-92	37-32
Dec. 30	Golden State	L 99-114	17-12	Mar. 29	Philadelphia	W 117-88	38-32
Jan. 3	Indiana	L 87-114	17-13	Mar. 31	@ Houston	W 107-101	39-32
Jan. 5	Miami	W 123-111	18-13	Apr. 1	@ San Antonio	L 86-104	39-33
Jan. 7	@ Dallas	W 104-80	19-13	Apr. 3	Seattle	L 91-96	39-34
Jan. 8	@ San Antonio	L 87-103	19-14	Apr. 5	Phoenix	W 109-104	40-34
Jan. 10	Denver	W 102-88	20-14	Apr. 7	@ Seattle	L 88-117	40-35
Jan. 12	Orlando	W 112-99	21-14	Apr. 9	San Antonio	L 94-102	40-36
Jan. 15	Charlotte	W 95-93	22-14	Apr. 11	Utah	L 90-93	40-37
Jan. 18	@ Seattle	L 108-112	22-15	Apr. 13	Denver	W 100-93	41-37
Jan. 20	Seattle	W 116-110	23-15	Apr. 15	@ Denver	L 107-110	41-38
Jan. 21	@ Portland	L 92-131	23-16	Apr. 16	@ Sacramento	L 94-102	41-39
Jan. 23	@ Sacramento	W 108-105	24-16	Apr. 18	@ Portland	W 109-101	42-39
Jan. 24	Sacramento	W 95-92	25-16	Apr. 19	LA Clippers	W 109-108 (OT)	43-39

1992-93 LOS ANGELES LAKERS



39-43 - 5TH IN PACIFIC DIVISION

Head Coach: Randy Pfund
Asst. Coaches: Bill Bertka, Chet Kammerer, Larry Drew
Standing: Elden Campbell, Benoit Benjamin, Vlade Divac, James Edwards, Jack Haley, Alex Blackwell
Seated: A.C. Green, Anthony Peeler, Tony Smith, James Worthy, Sedale Threatt, Byron Scott, Duane Cooper
Not pictured: Doug Christie, Sam Perkins

1992-93 REGULAR SEASON STATISTICS / GAME-BY-GAME RESULTS

	G	MIN	FG	FGA	PCT	3P	3A	PCT	FT	FTA	PCT	OFF	DEF	TOT	AST	PF	DQ	STL	TO	BLK	PTS	AVG
Threatt	82	2893	522	1028	.508	14	53	.264	177	215	.823	47	226	273	564	248	1	142	173	11	1235	15.1
Worthy	82	2359	510	1142	.447	30	111	.270	171	211	.810	73	174	247	278	87	0	92	137	27	1221	14.9
Scott	58	1677	296	659	.449	44	135	.326	156	184	.848	27	107	134	157	98	0	55	70	13	792	13.7
Perkins*	49	1589	242	527	.459	5	29	.172	184	222	.829	111	268	379	128	139	0	40	76	51	673	13.7
Green	82	2819	379	706	.537	16	46	.348	277	375	.739	287	424	711	116	149	0	88	116	39	1051	12.8
Divac	82	2525	397	819	.485	21	75	.280	235	341	.689	220	509	729	232	311	7	128	214	140	1050	12.8
Peeler	77	1656	297	634	.468	46	118	.390	162	206	.786	64	115	179	166	193	0	60	123	14	802	10.4
Campbell	79	1551	238	520	.458	0	3	.000	130	204	.637	127	205	332	48	165	0	59	69	100	606	7.7
Edwards	52	617	122	270	.452	0	0	---	84	118	.712	30	70	100	41	122	0	10	51	7	328	6.3
Christie	23	332	45	106	.425	2	12	.167	50	66	.758	24	27	51	53	53	0	22	50	5	142	6.2
Smith	55	752	133	275	.484	2	11	.182	62	82	.756	46	41	87	63	72	1	50	40	7	330	6.0
Benjamin†	28	306	52	108	.481	0	0	---	22	37	.595	24	72	96	10	61	0	14	36	13	126	4.5
Cooper	65	645	62	158	.392	7	30	.233	25	35	.714	13	37	50	150	66	0	18	6	2	156	2.4
Blackwell	27	109	14	42	.333	0	3	.000	6	8	.750	10	13	23	7	14	0	4	5	2	34	1.3

DATE	OPPONENT	BOX SCORE	W / L	DATE	OPPONENT	BOX SCORE	W / L
Nov. 6	@ LA Clippers	W 114-112 (OT)	1-0	Jan. 31	@ Boston	W 96-87	22-20
Nov. 8	Sacramento	L 114-124	1-1	Feb. 2	Orlando	L 97-110	22-21
Nov. 10	@ Golden State	W 107-106	2-1	Feb. 4	Utah	W 114-110	23-21
Nov. 12	@ Seattle	L 102-114	2-2	Feb. 5	@ Phoenix	L 104-132	23-22
Nov. 13	LA Clippers	L 98-124	2-3	Feb. 8	Dallas	W 108-100 (OT)	24-22
Nov. 15	Golden State	W 105-102	3-3	Feb. 10	Denver	W 111-102	25-22
Nov. 20	Chicago	W 120-118	4-3	Feb. 14	Atlanta	W 135-96	26-22
Nov. 22	Denver	W 119-107	5-3	Feb. 18	@ Portland	L 103-105	26-23
Nov. 25	New Jersey	L 98-100	5-4	Feb. 24	@ Sacramento	W 104-99	27-23
Nov. 27	@ Portland	W 98-90	6-4	Feb. 26	Cleveland	L 102-114	27-24
Nov. 29	Dallas	W 114-85	7-4	Feb. 28	LA Clippers	W 124-112	28-24
Dec. 1	@ Sacramento	L 110-117	7-5	Mar. 2	@ Denver	L 115-127	28-25
Dec. 3	@ Houston	W 95-89	8-5	Mar. 3	@ Golden State	W 117-111	29-25
Dec. 4	@ Phoenix	L 93-103	8-6	Mar. 5	Philadelphia	W 101-97 (OT)	30-25
Dec. 6	Minnesota	W 107-85	9-6	Mar. 7	Charlotte	L 101-105	30-26
Dec. 9	Portland	W 124-111	10-6	Mar. 9	@ Detroit	W 123-121	31-26
Dec. 11	Washington	W 118-93	11-6	Mar. 10	@ New York	L 104-110	31-27
Dec. 13	Milwaukee	W 114-96	12-6	Mar. 12	@ Philadelphia	W 101-95	32-27
Dec. 15	@ San Antonio	W 107-101	13-6	Mar. 14	@ Atlanta	L 107-117	32-28
Dec. 16	@ Dallas	L 95-102	13-7	Mar. 15	@ San Antonio	W 92-87	33-28
Dec. 18	Phoenix	L 100-116	13-8	Mar. 17	San Antonio	L 100-101	33-29
Dec. 19	@ Denver	W 92-86	14-8	Mar. 19	Boston	L 119-129	33-30
Dec. 23	Seattle	L 79-80	14-9	Mar. 21	Detroit	L 101-106	33-31
Dec. 26	San Antonio	L 92-104	14-10	Mar. 24	Phoenix	L 105-120	33-32
Dec. 28	@ Miami	L 96-107	14-11	Mar. 26	New York	L 95-105	33-33
Dec. 30	@ Orlando	W 96-93	15-11	Mar. 28	Indiana	W 92-90	34-33
Jan. 2	@ Cleveland	L 91-106	15-12	Mar. 30	@ LA Clippers	L 93-101	34-34
Jan. 3	@ Milwaukee	L 101-109	15-13	Mar. 31	Minnesota	L 113-126	34-35
Jan. 5	@ Chicago	W 91-88	16-13	Apr. 4	Utah	L 99-111	34-36
Jan. 6	@ Minnesota	W 98-78	17-13	Apr. 6	@ Phoenix	L 114-115	34-37
Jan. 8	Sacramento	W 93-90	18-13	Apr. 8	@ Golden State	L 116-122	34-38
Jan. 10	Miami	L 89-101	18-14	Apr. 9	Portland	L 105-109	34-39
Jan. 14	@ LA Clippers	L 102-105	18-15	Apr. 11	Seattle	W 98-96	35-39
Jan. 15	Portland	W 99-96	19-15	Apr. 13	@ Houston	L 107-126	35-40
Jan. 18	Houston	L 90-110	19-16	Apr. 14	@ Dallas	W 112-99	36-40
Jan. 20	Seattle	L 101-111	19-17	Apr. 16	Houston	L 84-100	36-41
Jan. 22	@ Utah	L 94-98	19-18	Apr. 18	Golden State	W 115-112	37-41
Jan. 24	@ Washington	W 112-110 (OT)	20-18	Apr. 20	@ Minnesota	W 107-95	38-41
Jan. 26	@ New Jersey	L 91-106	20-19	Apr. 21	@ Utah	L 102-113	38-42
Jan. 28	@ Indiana	L 110-127	20-20	Apr. 23	@ Seattle	L 93-122	38-43
Jan. 29	@ Charlotte	W 123-108	21-20	Apr. 24	Sacramento	W 125-107	39-43

* Did not finish season on Laker roster;

† Totals with Lakers only



33-49 - 5TH IN PACIFIC DIVISION

Head Coach: Randy Pfund, Bill Bertka, Earvin Johnson
Asst. Coaches: Bill Bertka, Chet Kammerer, Larry Drew, Michael Cooper
Standing: Antonio Harvey, Dan Schayes, Vlade Divac, Elden Campbell, James Edwards, Sam Bowie, Kurt Rambis
Seated: Nick Van Exel, George Lynch, Anthony Peeler, Tony Smith, James Worthy, Sedale Threatt, Doug Christie, Reggie Jordan
Not pictured: Trevor Wilson



1993-94 REGULAR SEASON STATISTICS / GAME-BY-GAME RESULTS

	G	MIN	FG	FGA	PCT	3P	3A	PCT	FT	FTA	PCT	OFF	DEF	TOT	AST	PF	DQ	STL	TO	BLK	PTS	AVG
Divac	79	2685	453	895	.506	9	47	.191	208	303	.686	282	569	851	307	288	5	92	191	112	1123	14.2
Peeler	30	923	176	409	.430	14	63	.222	57	71	.803	48	61	109	94	93	0	43	59	8	423	14.1
Van Exel	81	2700	413	1049	.394	123	364	.338	150	192	.781	47	191	238	466	154	1	85	145	8	1099	13.6
Campbell	76	2253	373	808	.462	0	2	.000	188	273	.689	167	352	519	86	241	2	64	98	146	934	12.3
Threatt	81	2278	411	852	.482	5	33	.152	138	155	.890	28	125	153	344	186	1	110	106	19	965	11.9
Christie	65	1515	244	562	.434	39	119	.328	145	208	.697	93	142	235	136	186	2	89	140	28	672	10.3
Worthy	80	1597	340	838	.406	32	111	.288	100	135	.741	48	133	181	154	80	4	45	97	18	812	10.2
Wilson*	5	126	19	39	.487	0	0	---	13	25	.520	12	16	28	12	17	0	5	6	1	51	10.2
Lynch	71	1762	291	573	.508	0	5	.000	99	166	.596	220	190	410	96	177	1	102	87	27	681	9.6
Bowie	25	556	75	172	.436	1	4	.250	72	83	.867	27	104	131	47	65	0	4	43	28	223	8.9
Smith	73	1617	272	617	.441	16	50	.320	85	119	.714	106	89	195	148	128	1	59	76	14	645	8.8
Jordan	23	259	44	103	.427	2	4	.500	35	51	.686	46	21	67	26	26	0	14	14	5	125	5.4
Edwards	45	469	78	168	.464	0	0	---	54	79	.684	11	54	65	22	90	0	4	30	3	210	4.7
Rambis	50	635	59	114	.518	0	1	.000	46	71	.648	84	105	189	32	89	0	22	26	23	164	3.3
Schayes†	13	133	14	38	.368	0	0	---	8	10	.800	15	19	34	8	18	0	5	9	2	36	2.8
Harvey	27	247	29	79	.367	0	0	---	12	26	.462	26	33	59	5	39	0	8	17	19	70	2.6

DATE	OPPONENT	BOX SCORE	W / L	DATE	OPPONENT	BOX SCORE	W / L
Nov. 5	@ Phoenix	W 116-108	1-0	Feb. 3	@ Houston	L 88-99	14-28
Nov. 6	@ Seattle	L 101-129	1-1	Feb. 4	@ Dallas	W 95-87	15-28
Nov. 9	@ Portland	L 102-109	1-2	Feb. 6	@ Utah	W 107-90	16-28
Nov. 10	@ Sacramento	L 101-112	1-3	Feb. 8	@ Phoenix	W 107-104	17-28
Nov. 12	@ Denver	L 84-113	1-4	Feb. 9	@ Utah	W 103-96	18-28
Nov. 14	@ Cleveland	W 107-100	2-4	Feb. 10	@ Sacramento	L 84-103	18-29
Nov. 16	@ LA Clippers	W 116-114 (2OT)	3-4	Feb. 15	@ LA Clippers	L 89-100	18-30
Nov. 18	@ Golden State	L 76-103	3-5	Feb. 18	@ Phoenix	L 96-113	18-31
Nov. 19	@ Chicago	L 86-88	3-6	Feb. 20	@ Philadelphia	W 107-95	19-31
Nov. 21	@ New Jersey	L 102-105	3-7	Feb. 24	@ Sacramento	L 90-102	19-32
Nov. 23	@ Atlanta	L 94-103	3-8	Feb. 25	@ San Antonio	L 110-126	19-33
Nov. 24	@ Charlotte	L 124-141	3-9	Feb. 27	@ Boston	W 100-97	20-33
Nov. 26	@ Indiana	W 102-100	4-9	Mar. 2	@ Chicago	W 97-89	21-33
Nov. 27	@ Minnesota	W 96-92	5-9	Mar. 4	@ Boston	L 99-109	21-34
Dec. 1	@ Dallas	W 124-91	6-9	Mar. 5	@ Washington	L 118-124	21-35
Dec. 4	@ LA Clippers	W 109-102	7-9	Mar. 7	@ Milwaukee	W 106-84	22-35
Dec. 5	@ Minnesota	L 99-101	7-10	Mar. 10	@ Dallas	W 106-101	23-35
Dec. 7	@ New York	L 78-92	7-11	Mar. 13	@ Minnesota	W 90-88	24-35
Dec. 10	@ Portland	L 99-117	7-12	Mar. 14	@ Utah	L 101-102	24-36
Dec. 12	@ Golden State	L 97-100	7-13	Mar. 16	@ Washington	W 129-94	25-36
Dec. 14	@ Detroit	W 99-93	8-13	Mar. 18	@ New Jersey	L 90-102	25-37
Dec. 16	@ New York	L 85-108	8-14	Mar. 20	@ Orlando	W 97-91	26-37
Dec. 17	@ Philadelphia	L 94-105	8-15	Mar. 21	@ Miami	W 84-81	27-37
Dec. 19	@ Cleveland	L 92-122	8-16	Mar. 23	@ Dallas	W 112-109	28-37
Dec. 21	@ Orlando	W 109-102	9-16	Mar. 24	@ Houston	L 107-113	28-38
Dec. 23	@ Miami	L 92-109	9-17	Mar. 27	@ Milwaukee	W 110-101	29-38
Dec. 26	@ Houston	L 93-118	9-18	Mar. 29	@ Minnesota	W 91-89	30-38
Dec. 29	@ Seattle	L 92-99	9-19	Mar. 31	@ Seattle	L 92-95	30-39
Jan. 2	@ San Antonio	L 92-94	9-20	Apr. 1	@ Houston	W 101-88	31-39
Jan. 4	@ Denver	W 119-118	10-20	Apr. 3	@ Atlanta	W 102-89	32-39
Jan. 5	@ Sacramento	L 98-106	10-21	Apr. 6	@ Sacramento	W 128-123 (OT)	33-39
Jan. 7	@ LA Clippers	W 111-108	11-21	Apr. 8	@ Denver	L 99-112	33-40
Jan. 9	@ San Antonio	L 89-95	11-22	Apr. 9	@ Portland	L 104-112	33-41
Jan. 11	@ Golden State	L 117-122	11-23	Apr. 12	@ Golden State	L 117-128	33-42
Jan. 14	@ Charlotte	L 122-130	11-24	Apr. 13	@ Phoenix	L 88-117	33-43
Jan. 18	@ Seattle	L 88-103	11-25	Apr. 15	@ Portland	L 100-105	33-44
Jan. 20	@ Phoenix	W 107-102	12-25	Apr. 16	@ LA Clippers	L 103-108	33-45
Jan. 21	@ Portland	L 93-111	12-26	Apr. 19	@ Denver	L 98-105	33-46
Jan. 26	@ Indiana	W 103-99	13-26	Apr. 20	@ Seattle	L 90-112	33-47
Jan. 28	@ Detroit	W 105-97	14-26	Apr. 23	@ Golden State	L 91-126	33-48
Feb. 1	@ San Antonio	L 97-112	14-27	Apr. 24	@ Utah	L 97-103	33-49

*Did not finish season on Laker roster.
† Totals with Lakers only.

1994-95 LOS ANGELES LAKERS



48-34 - 3RD IN PACIFIC DIVISION

Head Coach: Del Harris
Asst. Coaches: Bill Bertka, Michael Cooper, Larry Drew
Standing: Cedric Ceballos, Elden Campbell, Sam Bowie, Vlade Divac, Antonio Harvey, Anthony Miller, Kurt Rambis
Seated: Eddie Jones, Tony Smith, Anthony Peeler, Nick Van Exel, Sedale Threatt, Lloyd Daniels
Not pictured: Lester Conner, Randolph Keys, George Lynch

1994-95 REGULAR SEASON STATISTICS / GAME-BY-GAME RESULTS

	G	MIN	FG	FGA	PCT	3P	3A	PCT	FT	FTA	PCT	OFF	DEF	TOT	AST	PF	DQ	STL	TO	BLK	PTS	AVG
Ceballos	58	2029	497	977	.509	58	146	.397	209	292	.716	169	295	464	105	131	1	60	143	19	1261	21.7
Van Exel	80	2944	465	1107	.420	183	511	.358	235	300	.783	27	196	223	660	157	0	97	220	6	1348	16.9
Divac	80	2807	485	957	.507	10	53	.189	297	382	.777	261	568	829	329	305	8	109	205	174	1277	16.0
Jones	64	1981	362	744	.460	91	246	.370	122	169	.722	79	170	249	128	175	1	131	75	41	897	14.0
Campbell	73	2076	360	785	.459	0	1	.000	193	290	.666	168	277	445	92	246	4	69	98	132	913	12.5
Peeler	73	1559	285	659	.432	84	216	.389	102	128	.797	62	106	168	122	143	1	52	82	13	756	10.4
Threatt	59	1384	217	437	.497	36	95	.379	88	111	.793	21	103	124	248	139	1	54	70	12	558	9.5
Daniels†	25	541	71	182	.390	23	86	.267	20	25	.800	27	29	56	36	40	0	20	23	10	185	7.4
Lynch	56	953	138	295	.468	3	21	.143	62	86	.721	75	109	184	62	86	0	51	73	10	341	6.1
Smith	61	1024	132	309	.427	32	91	.352	44	63	.698	43	64	107	102	111	0	46	50	7	340	5.6
Bowie	67	1225	118	267	.442	2	11	.182	68	89	.764	72	216	288	118	182	4	21	91	80	306	4.6
Miller	46	527	70	132	.530	2	5	.400	47	76	.618	67	85	152	35	77	2	20	38	7	189	4.1
Keys	6	83	9	26	.346	0	9	.000	2	2	1.00	6	11	17	2	16	0	1	2	2	20	3.3
Harvey	59	572	77	176	.438	1	1	1.00	24	45	.533	39	63	102	23	87	0	15	25	41	179	3.0
Rambis	26	55	18	35	.514	0	0	---	8	12	.667	10	24	34	16	35	0	3	8	9	44	1.7
Conner	2	15	0	0	---	0	0	---	2	2	1.00	0	0	0	0	3	0	1	0	0	2	1.0


DATE	OPPONENT	BOX SCORE	W / L	DATE	OPPONENT	BOX SCORE	W / L
Nov. 4	@ Detroit	W 115-98	1-0	Feb. 3	Denver	L 74-88	26-16
Nov. 5	@ Milwaukee	L 96-97	1-1	Feb. 4	@ L.A. Clippers	W 121-118	27-16
Nov. 8	@ New York	L 113-117	1-2	Feb. 7	@ Denver	W 85-83	28-16
Nov. 9	@ Minnesota	W 122-99	2-2	Feb. 8	San Antonio	W 115-99	29-16
Nov. 11	Denver	L 117-124 (OT)	2-3	Feb. 15	Seattle	W 102-96	30-16
Nov. 12	@ Golden State	L 99-121	2-4	Feb. 16	@ Sacramento	L 82-98	30-17
Nov. 15	@ L.A. Clippers	W 102-92	3-4	Feb. 19	Portland	W 93-83	31-17
Nov. 16	New York	L 89-110	3-5	Feb. 20	@ Seattle	W 108-105	32-17
Nov. 18	Cleveland	W 82-80	4-5	Feb. 22	Philadelphia	W 112-100	33-17
Nov. 23	Dallas	W 118-106	5-5	Feb. 24	Charlotte	W 95-93 (OT)	34-17
Nov. 25	@ Atlanta	W 92-87	6-5	Feb. 25	@ L.A. Clippers	L 81-83	34-18
Nov. 26	@ Washington	W 112-96	7-5	Feb. 27	Utah	L 95-101	34-19
Nov. 29	@ New Jersey	W 129-120 (2OT)	8-5	Mar. 1	Phoenix	L 93-101	34-20
Dec. 2	@ Cleveland	L 79-117	8-6	Mar. 3	Sacramento	W 109-104 (2OT)	35-20
Dec. 6	Houston	W 107-89	9-6	Mar. 5	Minnesota	W 105-102	36-20
Dec. 6	Golden State	W 113-101	10-6	Mar. 7	@ Miami	L 104-110	36-21
Dec. 9	L.A. Clippers	L 84-109	10-7	Mar. 8	@ Orlando	L 110-114	36-22
Dec. 10	@ Utah	W 120-113	11-7	Mar. 10	@ Minnesota	L 103-109	36-23
Dec. 13	@ Dallas	W 115-108	12-7	Mar. 11	@ Chicago	W 108-105	37-23
Dec. 15	@ Houston	W 97-94	13-7	Mar. 13	Indiana	W 93-91	38-23
Dec. 17	@ San Antonio	L 102-116	13-8	Mar. 15	@ Golden State	L 108-119	38-24
Dec. 20	Minnesota	W 108-95	14-8	Mar. 17	Boston	L 92-118	38-25
Dec. 23	Sacramento	W 100-89	15-8	Mar. 19	Sacramento	W 121-116	39-25
Dec. 27	@ Golden State	L 105-129	15-9	Mar. 22	Portland	W 121-114	40-25
Dec. 29	Seattle	W 96-95	16-9	Mar. 24	Washington	W 113-103	41-25
Dec. 30	@ Phoenix	W 127-112	17-9	Mar. 26	Houston	W 107-96	42-25
Jan. 3	Detroit	W 105-96	18-9	Mar. 28	@ Houston	W 106-96	43-25
Jan. 6	Milwaukee	W 106-98	19-9	Mar. 29	@ San Antonio	L 84-107	43-26
Jan. 8	Miami	W 122-105	20-9	Mar. 31	Atlanta	W 121-107	44-26
Jan. 9	@ Portland	L 83-129	20-10	Apr. 2	Orlando	W 119-112	45-26
Jan. 11	Phoenix	L 108-118	20-11	Apr. 4	@ Denver	W 104-101	46-26
Jan. 13	Golden State	W 115-104	21-11	Apr. 5	@ Dallas	L 111-130	46-27
Jan. 16	L.A. Clippers	W 96-88	22-11	Apr. 7	Utah	W 113-90	47-27
Jan. 18	@ Indiana	L 105-106	22-12	Apr. 9	San Antonio	L 87-101	47-28
Jan. 20	@ Boston	W 120-118	23-12	Apr. 11	@ Utah	L 93-100	47-29
Jan. 21	@ Philadelphia	L 113-117 (OT)	23-13	Apr. 12	@ Sacramento	L 99-109	47-30
Jan. 23	@ Charlotte	W 108-102	24-13	Apr. 15	@ Phoenix	L 114-119	47-31
Jan. 25	New Jersey	W 120-116 (OT)	25-13	Apr. 16	Dallas	W 125-111	48-31
Jan. 28	@ Seattle	W 128-121 (OT)	26-13	Apr. 18	Seattle	L 97-113	48-32
Jan. 31	Chicago	L 115-119	26-14	Apr. 20	@ Portland	L 97-111	48-33
Feb. 1	@ Phoenix	L 109-118	26-15	Apr. 22	Portland	L 104-109	48-34

† Totals with Lakers only



53-29 - 2ND IN PACIFIC DIVISION

Head Coach: Del Harris
Asst. Coaches: Bill Bertka, Michael Cooper, Larry Drew
Standing: Fred Roberts, Earvin Johnson, Elden Campbell, Vlade Divac, Corie Blount, Anthony Miller, Derek Strong
Seated: George Lynch, Eddie Jones, Anthony Peeler, Nick Van Exel, Frankie King, Sedale Threatt, Cedric Ceballos



1995-96 REGULAR SEASON STATISTICS / GAME-BY-GAME RESULTS

	G	MIN	FG	FGA	PCT	3P	3A	PCT	FT	FTA	PCT	OFF	DEF	TOT	AST	PF	DQ	STL	TO	BLK	PTS	AVG
Ceballos	78	2628	638	1203	.530	51	184	.277	329	409	.804	215	321	536	119	144	0	94	167	22	1656	21.2
Van Exel	74	2513	396	950	.417	144	403	.357	163	204	.799	29	152	181	509	115	0	70	156	10	1099	14.9
Johnson	32	958	137	294	.466	22	58	.379	172	201	.856	40	143	183	220	48	0	26	103	13	468	14.6
Campbell	82	2699	447	888	.503	0	5	.000	249	349	.713	162	461	623	181	300	4	88	137	212	1143	13.9
Divac	79	2470	414	807	.513	3	18	.167	189	295	.641	198	481	679	261	274	5	76	199	131	1020	12.9
Jones	70	2184	337	685	.492	83	227	.366	136	184	.739	45	188	233	246	162	0	129	99	45	893	12.8
Peeler	73	1608	272	602	.452	105	254	.413	61	86	.709	45	92	137	118	139	0	59	56	10	710	9.7
Threatt	82	1687	241	526	.458	60	169	.355	54	71	.761	20	75	95	269	178	0	68	74	11	596	7.3
Lynch	76	1012	117	272	.430	4	13	.308	53	80	.663	82	127	209	51	106	0	47	40	10	291	3.8
Roberts	33	317	48	97	.495	4	14	.286	22	28	.786	18	29	47	26	24	0	16	24	4	122	3.7
Strong	63	746	72	169	.426	1	9	.111	69	85	.812	60	118	178	32	80	1	18	20	12	214	3.4
Blount	57	715	79	167	.473	0	2	.000	25	44	.568	69	101	170	42	109	2	25	47	35	183	3.2
Miller	27	123	15	35	.429	0	2	.000	6	10	.600	11	14	25	4	19	0	4	8	1	36	1.3
King	6	20	3	11	.273	0	1	.000	1	3	.333	1	1	2	2	4	0	2	2	0	7	1.2

DATE	OPPONENT	BOX SCORE	W / L	DATE	OPPONENT	BOX SCORE	W / L
Nov. 3	Denver	W 98-96	1-0	Jan. 27	@ New Jersey	W 100-98	24-18
Nov. 4	@ Seattle	L 89-103	1-1	Jan. 30	Golden State	W 128-118	25-18
Nov. 7	@ Minnesota	L 92-93	1-2	Feb. 2	Chicago	L 84-99	25-19
Nov. 8	@ Utah	L 98-108	1-3	Feb. 4	Utah	W 110-103	26-19
Nov. 10	Seattle	W 100-97	2-3	Feb. 6	@ Denver	W 99-78	27-19
Nov. 11	@ Golden State	L 105-123	2-4	Feb. 7	New Jersey	W 106-96	28-19
Nov. 14	@ Sacramento	W 106-100	3-4	Feb. 14	Atlanta	W 87-86	29-19
Nov. 15	Dallas	W 114-97	4-4	Feb. 16	Dallas	W 119-114	30-19
Nov. 17	@ Vancouver	W 114-91	5-4	Feb. 20	L.A. Clippers	W 121-104	31-19
Nov. 19	L.A. Clippers	W 109-88	6-4	Feb. 21	@ L.A. Clippers	W 112-108	32-19
Nov. 21	Portland	L 108-109	6-5	Feb. 23	@ Dallas	W 114-88	33-19
Nov. 24	Sacramento	L 98-99	6-6	Feb. 24	@ Houston	L 94-96	33-20
Nov. 25	@ Phoenix	L 113-114	6-7	Feb. 26	New York	W 114-96	34-20
Nov. 29	Phoenix	W 107-96	7-7	Feb. 28	@ Vancouver	W 99-80	35-20
Dec. 1	Vancouver	W 113-100	8-7	Mar. 1	Washington	W 100-95	36-20
Dec. 3	Indiana	W 104-96	9-7	Mar. 3	Houston	L 107-111	36-21
Dec. 5	@ San Antonio	L 87-117	9-8	Mar. 7	@ Sacramento	W 102-89	37-21
Dec. 6	@ Houston	L 99-112	9-9	Mar. 8	@ Phoenix	W 119-97	38-21
Dec. 8	Toronto	W 120-103	10-9	Mar. 12	Portland	L 99-105	38-22
Dec. 10	Detroit	W 87-82	11-9	Mar. 14	@ Golden State	W 106-103	39-22
Dec. 12	@ New York	L 82-97	11-10	Mar. 15	Milwaukee	W 117-95	40-22
Dec. 13	@ Detroit	W 101-98	12-10	Mar. 17	Orlando	L 97-98	40-23
Dec. 15	@ Washington	L 114-122	12-11	Mar. 19	Seattle	W 94-71	41-23
Dec. 16	@ Chicago	L 88-108	12-12	Mar. 21	@ Seattle	L 93-104	41-24
Dec. 19	@ Milwaukee	W 109-105	13-12	Mar. 24	Charlotte	L 94-103	41-25
Dec. 20	@ Indiana	L 98-109	13-13	Mar. 26	@ Orlando	W 113-91	42-25
Dec. 22	Sacramento	W 116-83	14-13	Mar. 27	@ Miami	W 106-95	43-25
Dec. 23	@ Portland	W 102-99	15-13	Mar. 29	@ Atlanta	W 102-89	44-25
Dec. 26	Boston	W 102-91	16-13	Mar. 31	@ Toronto	W 111-106	45-25
Dec. 28	San Antonio	L 99-107	16-14	Apr. 2	@ Charlotte	L 97-102	45-26
Dec. 30	@ Utah	L 82-99	16-15	Apr. 3	@ Cleveland	L 89-105	45-27
Jan. 2	Philadelphia	L 89-90	16-16	Apr. 5	Vancouver	W 104-94	46-27
Jan. 5	Utah	W 116-100	17-16	Apr. 7	San Antonio	W 107-97	47-27
Jan. 7	Denver	L 93-96	17-17	Apr. 9	@ Denver	L 91-98	47-28
Jan. 9	Minnesota	W 106-104	18-17	Apr. 10	@ Minnesota	W 111-90	48-28
Jan. 12	Houston	W 101-100	19-17	Apr. 12	Golden State	W 94-81	49-28
Jan. 15	Miami	W 96-88	20-17	Apr. 14	Phoenix	W 118-114	50-28
Jan. 19	@ L.A. Clippers	W 106-100	21-17	Apr. 16	@ Dallas	W 113-95	51-28
Jan. 20	Cleveland	L 82-93	21-18	Apr. 18	@ San Antonio	L 100-103	51-29
Jan. 24	@ Boston	W 124-107	22-18	Apr. 20	Minnesota	W 106-82	52-29
Jan. 26	@ Philadelphia	W 100-88	23-18	Apr. 21	@ Portland	W 92-88	53-29

1996-97 LOS ANGELES LAKERS



56-26 - 2ND IN PACIFIC DIVISION

Head Coach: Del Harris
Asst. Coaches: Bill Bertka, Michael Cooper, Larry Drew, Kurt Rambis
Standing: Jerome Kersey, Trevor Wilson, Corie Blount, Elden Campbell, Shaquille O'Neal, Travis Knight, Sean Rooks, Cedric Ceballos, Eddie Jones
Seated: Kobe Bryant, Rumeal Robinson, Nick Van Exel, Derek Fisher, Byron Scott
Not pictured: Robert Horry, Joe Kleine, Larry Krystowski, George McCloud

1996-97 REGULAR SEASON STATISTICS / GAME-BY-GAME RESULTS

	G	MIN	FG	FGA	PCT	3P	3A	PCT	FT	FTA	PCT	OFF	DEF	TOT	AST	PF	DQ	STL	TO	BLK	PTS	AVG
O'Neal	51	1941	552	991	.557	0	4	.000	232	479	.484	195	445	640	159	180	2	46	146	147	1336	26.2
Jones	80	2998	473	1081	.438	152	389	.391	276	337	.819	90	236	326	270	226	3	189	169	49	1374	17.2
Van Exel	79	2937	432	1075	.402	177	468	.378	165	200	.825	44	182	226	672	110	0	75	212	10	1206	15.3
Campbell	77	2516	442	942	.469	1	4	.250	263	370	.711	207	408	615	126	276	6	46	130	117	1148	14.9
Ceballos*	8	279	34	83	.410	5	21	.238	13	15	.867	11	42	53	15	19	0	5	17	6	86	10.8
Horry†	22	676	75	165	.455	25	76	.329	28	40	.700	28	90	118	56	72	1	38	26	29	203	9.2
Bryant	71	1103	176	422	.417	51	136	.375	136	166	.819	47	85	132	91	102	0	49	112	23	539	7.6
Kersey	70	1766	194	449	.432	17	65	.262	71	118	.602	112	251	363	89	219	0	119	74	49	476	6.8
Scott	79	1440	163	379	.430	73	188	.388	127	151	.841	21	97	118	99	72	0	46	53	16	526	6.7
Knight	71	1156	140	275	.509	0	0	---	62	100	.620	130	189	319	39	170	2	31	49	58	342	4.8
Blount	58	1009	92	179	.514	1	3	.333	56	83	.675	113	163	276	35	121	2	22	50	26	241	4.2
McCloud†	23	286	34	96	.354	21	49	.429	6	9	.667	7	29	36	17	20	0	9	9	0	95	4.1
Fisher	80	921	104	262	.397	22	73	.301	79	120	.658	25	72	97	119	87	0	41	71	5	309	3.9
Rooks	69	735	87	185	.470	0	1	.000	91	130	.700	56	107	163	42	123	1	17	51	38	265	3.8
Robinson*	15	126	17	48	.354	6	23	.261	5	8	.625	2	8	10	13	12	0	5	11	2	45	3.0
Krystowski	3	11	1	2	.500	0	0	---	1	2	.500	2	3	5	3	3	0	2	1	0	3	1.0
Kleine*	8	30	2	8	.250	0	0	---	2	2	1.00	2	7	9	0	6	0	0	0	0	6	0.8

DATE	OPPONENT	BOX SCORE	W / L	DATE	OPPONENT	BOX SCORE	W / L
Nov. 1	Phoenix	W 96-82	1-0	Jan. 24	Golden State	W 114-97	30-12
Nov. 3	Minnesota	W 91-85	2-0	Jan. 26	@ Seattle	W 104-103	31-12
Nov. 5	@ New York	W 98-92	3-0	Jan. 28	@ Dallas	W 102-83	32-12
Nov. 6	@ Charlotte	L 78-88	3-1	Jan. 29	@ San Antonio	W 99-92	33-12
Nov. 8	@ Toronto	L 92-93	3-2	Feb. 2	Washington	W 129-99	34-12
Nov. 10	Atlanta	W 92-85	4-2	Feb. 4	@ L.A. Clippers	L 86-108	34-13
Nov. 12	@ Houston	W 126-115 (OT)	5-2	Feb. 5	Chicago	W 106-90	35-13
Nov. 13	@ San Antonio	L 83-95	5-3	Feb. 12	@ Minnesota	W 100-84	36-13
Nov. 15	L.A. Clippers	W 107-100	6-3	Feb. 13	@ Denver	W 132-117	37-13
Nov. 17	@ Phoenix	W 102-88	7-3	Feb. 16	Seattle	L 91-102	37-14
Nov. 19	@ Golden State	W 112-109	8-3	Feb. 19	Cleveland	L 84-103	37-15
Nov. 20	Utah	L 97-113	8-4	Feb. 21	Vancouver	W 99-91	38-15
Nov. 22	San Antonio	W 96-86	9-4	Feb. 23	New York	L 121-127 (OT)	38-16
Nov. 24	Houston	L 85-90	9-5	Feb. 25	@ Houston	L 96-100	38-17
Nov. 26	@ Philadelphia	W 100-88	10-5	Feb. 27	@ Washington	W 122-107	39-17
Nov. 27	@ Boston	L 94-110	10-6	Feb. 28	@ Atlanta	L 75-84	39-18
Nov. 29	@ Detroit	W 84-76	11-6	Mar. 2	@ Indiana	L 85-101	39-19
Dec. 1	Denver	W 104-96	12-6	Mar. 4	@ Dallas	W 102-92	40-19
Dec. 3	Seattle	W 110-106	13-6	Mar. 7	Houston	L 90-111	40-20
Dec. 4	@ Utah	L 75-101	13-7	Mar. 9	New Jersey	W 115-105	41-20
Dec. 6	Orlando	W 92-81	14-7	Mar. 12	Golden State	W 109-101	42-20
Dec. 8	Minnesota	W 110-86	15-7	Mar. 14	L.A. Clippers	L 95-97	42-21
Dec. 10	@ Sacramento	W 92-90	16-7	Mar. 16	Toronto	W 98-90 (OT)	43-21
Dec. 11	Indiana	W 79-76	17-7	Mar. 17	@ Denver	W 113-94	44-21
Dec. 13	Portland	W 120-119 (OT)	18-7	Mar. 20	@ Cleveland	W 89-76	45-21
Dec. 17	@ Chicago	L 123-129 (OT)	18-8	Mar. 21	@ Miami	W 97-98	45-22
Dec. 18	@ Milwaukee	W 111-105	19-8	Mar. 23	@ Orlando	L 84-110	45-23
Dec. 21	@ Minnesota	L 88-103	19-9	Mar. 24	@ New Jersey	W 109-84	46-23
Dec. 25	@ Phoenix	W 108-87	20-9	Mar. 26	Milwaukee	W 106-84	47-23
Dec. 27	Boston	W 109-102	21-9	Mar. 27	@ Vancouver	W 102-98 (OT)	48-23
Dec. 29	Philadelphia	W 115-102	22-9	Apr. 1	@ Seattle	W 99-97	49-23
Jan. 2	@ Sacramento	W 90-83	23-9	Apr. 2	Denver	W 110-85	50-23
Jan. 3	Sacramento	W 100-93	24-9	Apr. 4	San Antonio	L 83-94	50-24
Jan. 5	@ Vancouver	W 95-82	25-9	Apr. 6	Dallas	W 87-80	51-24
Jan. 6	@ Portland	L 84-88	25-10	Apr. 8	@ Golden State	W 109-85	52-24
Jan. 8	Charlotte	W 101-97	26-10	Apr. 9	@ Utah	L 89-101	52-25
Jan. 10	Miami	W 94-85	27-10	Apr. 11	Phoenix	W 114-98	53-25
Jan. 14	Vancouver	W 91-81	28-10	Apr. 13	Utah	W 100-98	54-25
Jan. 16	Portland	L 98-102	28-11	Apr. 17	Sacramento	W 108-99	55-25
Jan. 18	Detroit	L 97-100 (2OT)	28-12	Apr. 18	@ L.A. Clippers	W 123-95	56-25
Jan. 20	Dallas	W 109-99	29-12	Apr. 20	@ Portland	L 96-100	56-26

* Did not finish season on Laker roster;
† Totals with Lakers only



61-21 - 2ND IN PACIFIC DIVISION

Head Coach: Del Harris
Asst. Coaches: Bill Bertka, Larry Drew, Kurt Rambis
Standing: Robert Horry, Corie Blount,
 Shaquille O'Neal, Sean Rooks,
 Elden Campbell, Mario Bennett
Seated: Nick Van Exel, Eddie Jones, Kobe
 Bryant, Rick Fox, Jon Barry, Shea
 Seals, Derek Fisher



1997-98 REGULAR SEASON STATISTICS / GAME-BY-GAME RESULTS

	G	MIN	FG	FGA	PCT	3P	3A	PCT	FT	FTA	PCT	OFF	DEF	TOT	AST	PF	DQ	STL	TO	BLK	PTS	AVG
O'Neal	60	2175	670	1147	.584	0	---	---	359	681	.527	208	473	681	142	193	1	39	175	144	1699	28.3
Jones	80	2910	486	1005	.484	143	368	.389	234	306	.765	85	217	302	246	164	0	160	146	55	1349	16.9
Bryant	79	2056	391	913	.428	72	220	.341	363	457	.794	79	163	242	199	180	1	74	157	40	1220	15.4
Van Exel	64	2053	311	743	.419	123	316	.389	136	172	.791	31	163	194	442	120	0	64	104	6	881	13.8
Fox	82	2709	363	771	.471	86	265	.325	171	230	.743	78	280	358	276	309	4	100	201	48	983	12.0
Campbell	81	1784	289	624	.463	1	2	.500	237	342	.693	143	312	455	78	209	1	35	115	102	816	10.1
Horry	72	2192	200	420	.476	19	93	.204	117	169	.692	186	356	542	163	238	5	112	99	94	536	7.4
Fisher	82	1760	164	378	.434	31	81	.383	115	152	.757	38	155	193	333	126	1	75	119	5	474	5.8
Bennett	45	354	80	135	.593	1	2	.500	16	44	.364	60	66	126	18	61	0	19	21	11	177	3.9
Blount	70	1029	107	187	.572	0	4	.000	39	78	.500	114	184	298	37	157	2	29	51	25	253	3.6
Rooks	41	425	46	101	.455	0	---	---	47	79	.595	46	72	118	24	68	0	2	19	23	139	3.4
Barry	49	374	38	104	.365	18	61	.295	27	29	.931	8	29	37	51	33	0	24	22	3	121	2.5
Seals	4	9	1	8	.125	0	3	.000	2	4	.500	3	1	4	0	1	0	1	0	0	4	1.0

DATE	OPPONENT	BOX SCORE	W / L	DATE	OPPONENT	BOX SCORE	W / L
Oct. 31	Utah	W 104-87	1-0	Jan. 28	New Jersey	L 95-106	31-11
Nov. 4	@ Sacramento	W 101-98	2-0	Jan. 30	Minnesota	W 121-114	32-11
Nov. 7	New York	W 99-94	3-0	Feb. 1	Chicago	W 112-87	33-11
Nov. 9	Golden State	W 132-97	4-0	Feb. 4	Portland	W 122-115	34-11
Nov. 11	@ Dallas	W 118-96	5-0	Feb. 10	@ Portland	L 105-117	34-12
Nov. 13	@ San Antonio	W 109-100	6-0	Feb. 11	Golden State	W 105-99	35-12
Nov. 14	@ Houston	W 113-103	7-0	Feb. 13	Seattle	L 108-113 (OT)	35-13
Nov. 16	Vancouver	W 121-95	8-0	Feb. 15	Houston	L 88-90	35-14
Nov. 18	@ Utah	W 97-92	9-0	Feb. 18	@ Phoenix	L 103-110	35-15
Nov. 19	Minnesota	W 118-93	10-0	Feb. 19	Denver	W 131-92	36-15
Nov. 23	L.A. Clippers	W 119-102	11-0	Feb. 22	@ Orlando	L 94-96	36-16
Nov. 25	@ Miami	L 86-103	11-1	Feb. 24	@ Milwaukee	W 98-81	37-16
Nov. 26	@ Boston	W 118-103	12-1	Feb. 25	@ Indiana	W 96-89	38-16
Nov. 28	@ Philadelphia	L 95-105	12-2	Feb. 27	@ Minnesota	W 104-91	39-16
Nov. 30	Toronto	W 105-99	13-2	Mar. 1	@ New York	L 89-101	39-17
Dec. 3	@ Denver	W 107-89	14-2	Mar. 2	@ Washington	L 86-96	39-18
Dec. 5	San Antonio	W 98-88	15-2	Mar. 4	Indiana	W 104-95	40-18
Dec. 7	Cleveland	L 84-94	15-3	Mar. 6	San Antonio	W 91-84	41-18
Dec. 8	@ Portland	L 99-105	15-4	Mar. 8	Detroit	W 96-89	42-18
Dec. 10	@ Golden State	L 92-93	15-5	Mar. 11	Portland	W 121-107	43-18
Dec. 12	Houston	W 119-102	16-5	Mar. 12	@ L.A. Clippers	W 108-85	44-18
Dec. 14	Dallas	W 119-89	17-5	Mar. 15	@ Vancouver	W 119-110	45-18
Dec. 16	@ Minnesota	W 109-96	18-5	Mar. 16	@ Seattle	L 89-101	45-19
Dec. 17	@ Chicago	L 83-104	18-6	Mar. 18	Phoenix	W 99-93	46-19
Dec. 19	@ Atlanta	W 98-96	19-6	Mar. 20	Seattle	W 93-80	47-19
Dec. 20	@ Charlotte	W 109-100	20-6	Mar. 22	@ Sacramento	W 96-93	48-19
Dec. 22	@ Houston	W 94-83	21-6	Mar. 23	@ Denver	W 107-86	49-19
Dec. 26	L.A. Clippers	W 118-114 (OT)	22-6	Mar. 25	Sacramento	W 114-91	50-19
Dec. 28	Boston	L 102-108	22-7	Mar. 28	@ Utah	L 91-106	50-20
Dec. 30	Sacramento	W 93-80	23-7	Mar. 29	Washington	W 116-89	51-20
Jan. 2	Atlanta	W 116-106	24-7	Mar. 31	@ Toronto	W 114-105	52-20
Jan. 4	Philadelphia	L 107-113	24-8	Apr. 2	@ New Jersey	W 117-106	53-20
Jan. 6	@ Vancouver	W 100-87	25-8	Apr. 3	@ Cleveland	W 105-93	54-20
Jan. 7	Milwaukee	W 114-102	26-8	Apr. 5	@ Detroit	W 105-103 (OT)	55-20
Jan. 9	@ L.A. Clippers	W 125-115	27-8	Apr. 8	Vancouver	W 113-102	56-20
Jan. 11	Charlotte	L 93-98	27-9	Apr. 10	Phoenix	L 105-114	56-21
Jan. 14	Denver	W 132-114	28-9	Apr. 11	@ Golden State	W 96-84	57-21
Jan. 17	Miami	W 108-99	29-9	Apr. 13	@ San Antonio	W 99-75	58-21
Jan. 19	Orlando	W 92-89	30-9	Apr. 14	@ Dallas	W 111-95	59-21
Jan. 21	@ Phoenix	W 119-109	31-9	Apr. 17	Dallas	W 124-95	60-21
Jan. 24	@ Seattle	L 95-101	31-10	Apr. 19	Utah	W 102-98	61-21

1998-99 LOS ANGELES LAKERS



31-19 - 2ND IN PACIFIC DIVISION

Head Coach: Del Harris, Bill Bertka, Kurt Rambis
Asst. Coaches: Bill Bertka, Larry Drew, Kurt Rambis, Dave Wohl
Standing: J.R. Reid, Sean Rooks, Shaquille O'Neal, Travis Knight, Robert Horry, Glen Rice
Seated: Tyronn Lue, Derek Harper, Ruben Patterson, Rick Fox, Kobe Bryant, Sam Jacobson, Derek Fisher
Not pictured: Corie Blount, Elden Campbell, Eddie Jones, Dennis Rodman

1998-99 REGULAR SEASON STATISTICS / GAME-BY-GAME RESULTS

	G	MIN	FG	FGA	PCT	3P	3A	PCT	FT	FTA	PCT	OFF	DEF	TOT	AST	PF	DQ	STL	TO	BLK	PTS	AVG
O'Neal	49	1705	510	885	.576	0	1	.000	269	498	.540	187	338	525	114	155	4	36	122	82	1289	26.3
Bryant	50	1896	362	779	.465	27	101	.267	245	292	.839	53	211	264	190	153	3	72	157	50	996	19.9
Rice	27	985	171	396	.432	53	135	.393	77	90	.856	9	90	99	71	67	1	17	45	6	472	17.5
Jones*	20	724	96	227	.423	20	64	.313	59	80	.738	20	56	76	61	42	0	35	21	24	271	13.6
Fox	44	944	148	330	.448	32	95	.337	66	89	.742	26	63	89	89	114	1	28	56	10	394	9.0
Campbell*	17	325	44	101	.436	0	---	---	38	62	.613	38	58	96	8	51	2	1	22	16	126	7.4
Harper	45	1120	120	291	.412	43	117	.368	26	32	.813	13	54	67	187	66	0	44	52	4	309	6.9
Fisher	50	1131	99	263	.376	38	97	.392	60	79	.759	21	70	91	197	95	0	61	77	1	296	5.9
Reid†	25	473	44	108	.407	0	1	.000	38	53	.717	24	75	99	23	72	1	15	23	0	126	5.0
Lue	15	188	28	65	.431	7	16	.438	12	21	.571	2	4	6	25	28	0	5	11	0	75	5.0
Horry	38	744	67	146	.459	20	45	.444	34	46	.739	56	96	152	56	103	2	36	49	39	188	4.9
Knight	37	525	67	130	.515	0	1	.000	22	29	.759	34	94	128	31	108	2	21	35	27	156	4.2
Jacobson	2	12	3	5	.600	0	1	.000	2	2	1.00	0	3	3	0	2	0	0	1	0	8	4.0
Rooks	36	315	32	79	.405	0	2	.000	34	48	.708	33	39	72	9	61	0	2	21	9	98	2.7
Patterson	24	144	21	51	.412	1	6	.167	22	31	.710	17	13	30	2	16	0	5	12	3	65	2.7
Blount*	14	162	13	33	.394	0	1	.000	6	12	.500	24	22	46	2	27	0	1	6	4	32	2.3
Rodman	23	657	16	46	.348	0	2	.000	17	39	.436	62	196	258	30	71	0	10	31	12	49	2.1

DATE	OPPONENT	BOX SCORE	W / L	DATE	OPPONENT	BOX SCORE	W / L
Feb. 5	Houston	W 99-91	1-0	Apr. 19	Vancouver	W 117-102	26-16
Feb. 7	Utah	L 91-100	1-1	Apr. 20	@ Golden State	W 106-102 (OT)	27-16
Feb. 8	@ San Antonio	W 80-75	2-1	Apr. 21	@ Portland	L 82-88	27-17
Feb. 10	@ Denver	W 103-98	3-1	Apr. 24	@ San Antonio	L 81-108	27-18
Feb. 11	@ Minnesota	L 75-86	3-2	Apr. 26	@ Houston	L 80-102	27-19
Feb. 14	Indiana	L 99-101	3-3	Apr. 29	Portland	W 108-89	28-19
Feb. 16	Charlotte	W 116-88	4-3	May 2	@ Seattle	W 91-84	29-19
Feb. 17	Dallas	W 101-88	5-3	May 3	Dallas	W 115-102	30-19
Feb. 19	San Antonio	W 106-94	6-3	May 5	Portland	W 119-91	31-19
Feb. 21	@ Seattle	L 89-92	6-4				
Feb. 22	@ Denver	L 113-117 (OT)	6-5				
Feb. 23	@ Vancouver	L 83-93	6-6				
Feb. 25	@ L.A. Clippers	W 115-100	7-6				
Feb. 26	L.A. Clippers	W 99-83	8-6				
Feb. 28	Houston	W 106-90	9-6				
Mar. 1	@ Phoenix	W 97-91	10-6				
Mar. 3	Phoenix	W 101-95	11-6				
Mar. 5	Seattle	W 103-100	12-6				
Mar. 7	@ Utah	W 97-89	13-6				
Mar. 9	@ L.A. Clippers	W 103-99	14-6				
Mar. 10	L.A. Clippers	W 94-75	15-6				
Mar. 12	Golden State	W 89-78	16-6				
Mar. 14	@ Sacramento	L 101-105	16-7				
Mar. 16	@ Minnesota	W 107-101	17-7				
Mar. 18	@ Cleveland	L 93-100	17-8				
Mar. 19	@ Philadelphia	L 90-105	17-9				
Mar. 21	@ Orlando	W 115-104	18-9				
Mar. 22	@ Dallas	W 96-93	19-9				
Mar. 24	Phoenix	L 101-106	19-10				
Mar. 26	Sacramento	L 109-111	19-11				
Mar. 28	New York	W 99-91	20-11				
Mar. 29	Vancouver	W 116-98	21-11				
Apr. 2	@ Phoenix	W 91-90	22-11				
Apr. 3	Golden State	L 76-81	22-12				
Apr. 5	Denver	W 117-104	23-12				
Apr. 6	Utah	L 93-106	23-13				
Apr. 7	@ Sacramento	W 104-89	24-13				
Apr. 9	Minnesota	L 96-89	25-13				
Apr. 11	Seattle	L 109-113	25-14				
Apr. 13	@ Portland	L 86-113	25-15				
Apr. 17	@ Utah	L 93-109	25-16				

* Did not finish season on Laker roster;
† Totals with Lakers only



67-15 - 1ST IN PACIFIC DIVISION

Head Coach: Phil Jackson
Asst. Coaches: Jim Cleamons, Frank Hamblen, Tex Winter, Bill Bertka
Standing: Tyronn Lue, Devean George, Ron Harper, Rick Fox, Kobe Bryant, Brian Shaw, John Celestland, Derek Fisher
Seated: Glen Rice, Robert Horry, Shaquille O'Neal, Travis Knight, John Salley, A.C. Green
Not pictured: Sam Jacobson

NBA Champions



1999-00 REGULAR SEASON STATISTICS / GAME-BY-GAME RESULTS

	G	MIN	FG	FGA	PCT	3P	3A	PCT	FT	FTA	PCT	OFF	DEF	TOT	AST	PF	DQ	STL	TO	BLK	PTS	AVG
O'Neal	79	3163	956	1665	.574	0	1	.000	432	824	.524	336	742	1078	299	255	2	36	223	239	2344	29.7
Bryant	66	2524	554	1183	.468	46	144	.319	331	403	.821	108	308	416	323	220	4	106	182	62	1485	22.5
Rice	80	2530	421	980	.430	83	229	.367	346	396	.874	56	271	327	176	179	0	47	114	12	1272	15.9
Harper	80	2042	212	531	.399	33	106	.311	100	147	.680	96	241	337	270	164	0	85	132	39	557	7.0
Fox	82	1473	206	498	.414	59	191	.326	63	78	.808	63	135	198	138	203	1	52	87	26	534	6.5
Fisher	78	1803	167	483	.346	52	166	.313	105	145	.724	22	121	143	216	150	1	80	75	3	491	6.3
Lue	8	146	19	39	.487	4	8	.500	6	8	.750	2	10	12	17	17	0	3	9	0	48	6.0
Horry	76	1685	159	363	.438	29	94	.309	89	113	.788	133	228	361	118	189	0	84	73	80	436	5.7
Green	82	1929	173	387	.447	1	4	.250	66	95	.695	160	326	486	80	127	0	53	53	18	413	5.0
Shaw	74	1249	123	322	.382	18	58	.310	41	54	.759	45	171	216	201	105	0	35	75	14	305	4.1
Jacobson*	3	18	5	9	.556	0	0	---	0	2	.000	0	1	1	2	1	0	1	2	0	10	3.3
George	49	345	56	144	.389	16	47	.340	27	41	.659	29	46	75	12	54	0	10	21	4	155	3.2
Celestland	16	185	15	45	.333	2	9	.222	5	6	.833	1	10	11	20	22	0	7	16	0	37	2.3
Knight	63	410	46	118	.390	0	0	---	17	28	.607	46	83	129	23	88	1	6	26	23	109	1.7
Salley	45	303	25	69	.362	0	0	---	21	28	.750	20	45	65	26	67	1	8	18	14	71	1.6

DATE	OPPONENT	BOX SCORE	W / L	DATE	OPPONENT	BOX SCORE	W / L
Nov. 2	@ Utah	W 91-84	1-0	Jan. 24	@ Utah	L 101-105 (2OT)	33-9
Nov. 3	Vancouver	W 103-88	2-0	Jan. 28	Milwaukee	W 117-89	34-9
Nov. 6	@ Portland	L 82-97	2-1	Jan. 30	@ Houston	L 83-89	34-10
Nov. 7	Dallas	W 105-97	3-1	Feb. 1	@ San Antonio	L 81-105	34-11
Nov. 9	@ Dallas	W 123-101	4-1	Feb. 4	Utah	W 113-67	35-11
Nov. 10	@ Houston	W 89-88	5-1	Feb. 7	Denver	W 106-98	36-11
Nov. 12	Houston	L 81-97	5-2	Feb. 9	Minnesota	W 114-81	37-11
Nov. 14	Atlanta	W 93-88	6-2	Feb. 15	@ Chicago	W 88-76	38-11
Nov. 15	@ Phoenix	W 91-82	7-2	Feb. 16	@ Charlotte	W 92-85	39-11
Nov. 18	@ Denver	L 82-93	7-3	Feb. 18	@ Orlando	W 107-99 (OT)	40-11
Nov. 19	Chicago	W 103-95	8-3	Feb. 20	@ Philadelphia	W 87-84	41-11
Nov. 21	Toronto	L 102-111	8-4	Feb. 22	@ New Jersey	W 97-89	42-11
Nov. 24	Utah	W 90-82	9-4	Feb. 23	@ Cleveland	W 116-98	43-11
Nov. 26	New Jersey	W 103-80	10-4	Feb. 25	Boston	W 109-96	44-11
Nov. 30	@ Seattle	W 101-77	11-4	Feb. 27	Houston	W 101-85	45-11
Dec. 1	Golden State	W 93-75	12-4	Feb. 29	@ Portland	W 90-87	46-11
Dec. 3	Portland	W 93-80	13-4	Mar. 1	Vancouver	W 103-91	47-11
Dec. 5	Orlando	W 117-100	14-4	Mar. 3	Indiana	W 107-92	48-11
Dec. 7	Washington	W 91-80	15-4	Mar. 5	Miami	W 93-80	49-11
Dec. 8	@ Sacramento	L 91-103	15-5	Mar. 6	@ L.A. Clippers	W 123-103	50-11
Dec. 11	@ Vancouver	W 106-94	16-5	Mar. 9	@ Golden State	W 109-92	51-11
Dec. 12	Detroit	W 101-93	17-5	Mar. 12	Sacramento	W 109-106	52-11
Dec. 14	L.A. Clippers	W 95-68	18-5	Mar. 13	@ Denver	W 118-108	53-11
Dec. 16	@ Atlanta	W 95-88	19-5	Mar. 16	@ Washington	L 102-109	53-12
Dec. 17	@ Minnesota	W 97-88	20-5	Mar. 17	@ Detroit	W 110-82	54-12
Dec. 19	@ Toronto	W 94-88	21-5	Mar. 19	@ New York	W 92-85	55-12
Dec. 20	@ Boston	W 99-90	22-5	Mar. 20	@ Miami	W 100-89	56-12
Dec. 25	San Antonio	W 99-93	23-5	Mar. 22	Golden State	W 119-96	57-12
Dec. 27	Dallas	W 108-106	24-5	Mar. 24	Phoenix	W 109-101	58-12
Dec. 29	Phoenix	W 103-87	25-5	Mar. 26	@ Sacramento	W 90-89	59-12
Jan. 4	@ L.A. Clippers	W 122-98	26-5	Mar. 29	@ Vancouver	W 108-99	60-12
Jan. 5	L.A. Clippers	W 118-101	27-5	Mar. 31	Philadelphia	W 100-88	61-12
Jan. 7	Charlotte	W 87-83	28-5	Apr. 2	New York	W 106-82	62-12
Jan. 8	@ Seattle	W 110-100	29-5	Apr. 4	@ Phoenix	W 84-83	63-12
Jan. 10	Denver	W 130-95	30-5	Apr. 5	@ Golden State	W 111-104	64-12
Jan. 12	@ Milwaukee	W 103-94	31-5	Apr. 8	San Antonio	L 80-98	64-13
Jan. 14	@ Indiana	L 102-111	31-6	Apr. 10	Seattle	W 106-103 (OT)	65-13
Jan. 15	@ Minnesota	W 104-91	32-6	Apr. 14	Sacramento	W 121-114	66-13
Jan. 17	Seattle	L 81-82	32-7	Apr. 16	Minnesota	W 101-95	67-13
Jan. 19	Cleveland	W 95-86	33-7	Apr. 18	@ Dallas	L 102-112	67-14
Jan. 22	Portland	L 91-95	33-8	Apr. 19	@ San Antonio	L 98-103 (OT)	67-15

2000-01 LOS ANGELES LAKERS



56-26 - 1ST IN PACIFIC DIVISION

Head Coach: Phil Jackson

Asst. Coaches: Jim Clemons, Frank Hamblen,
Tex Winter, Bill Bertka

Standing: Tyrronn Lue, Mike Penberthy, Ron
Harper, Rick Fox, Kobe Bryant, Brian
Shaw, J.R. Rider, Derek Fisher

Seated: Devean George, Stanislav Medvedenko,
Greg Foster, Shaquille O'Neal,
Horace Grant, Robert Horry,
Mark Madsen

NBA Champions

2000-01 REGULAR SEASON STATISTICS / GAME-BY-GAME RESULTS

	G	MIN	FG	FGA	PCT	3P	3A	PCT	FT	FTA	PCT	OFF	DEF	TOT	AST	PF	DQ	STL	TO	BLK	PTS	AVG
O'Neal	74	2924	813	1422	.572	0	2	.000	499	972	.513	291	649	940	277	256	6	47	218	204	2125	28.7
Bryant	68	2783	701	1510	.464	61	200	.305	475	557	.853	104	295	399	338	222	3	114	220	43	1938	28.5
Fisher	20	709	77	187	.412	25	63	.397	50	62	.806	5	54	59	87	50	0	39	29	2	229	11.5
Fox	82	2291	287	646	.444	118	300	.393	95	122	.779	80	245	325	262	225	1	70	136	29	787	9.6
Grant	77	2390	263	569	.462	0	3	.000	131	169	.775	220	325	545	121	181	2	51	48	61	657	8.5
Rider	67	1206	201	472	.426	34	92	.370	71	83	.855	44	112	156	111	105	0	27	98	7	507	7.6
Harper	47	1139	127	271	.469	19	72	.264	34	48	.708	46	120	166	113	70	0	39	62	25	307	6.5
Shaw	80	1833	164	411	.399	42	135	.311	51	64	.797	48	256	304	258	159	1	49	97	27	421	5.3
Horry	79	1587	147	380	.387	54	156	.346	59	83	.711	93	203	296	128	210	3	54	79	54	407	5.2
Penberthy	53	851	92	222	.414	55	139	.396	28	31	.903	10	53	63	71	57	0	22	34	2	267	5.0
Medvedenko	7	39	12	25	.480	1	1	1.00	7	12	.583	1	8	9	2	9	0	1	3	1	32	4.6
Lue	38	468	50	117	.427	11	34	.324	19	24	.792	5	27	32	45	54	1	19	27	0	130	3.4
George	59	593	64	207	.309	15	68	.221	39	55	.709	35	75	110	19	87	1	15	34	15	182	3.1
Foster	62	451	56	133	.421	3	9	.333	10	14	.714	29	83	112	32	76	0	9	25	12	125	2.0
Madsen	70	641	55	113	.487	1	1	1.00	26	37	.703	74	78	152	24	111	2	8	27	8	137	2.0


DATE	OPPONENT	BOX SCORE	W / L	DATE	OPPONENT	BOX SCORE	W / L
Oct. 30	@ Portland	W 96-86	1-0	Jan. 28	@ New York	L 81-91	27-15
Nov. 1	Utah	L 92-97	1-1	Jan. 30	@ Cleveland	W 102-96	28-15
Nov. 4	@ Vancouver	W 98-89	2-1	Jan. 31	@ Minnesota	L 83-96	28-16
Nov. 5	L.A. Clippers	W 108-103	3-1	Feb. 2	Charlotte	W 93-87	29-16
Nov. 7	@ Houston	L 74-84	3-2	Feb. 4	Sacramento	W 100-94	30-16
Nov. 8	@ San Antonio	L 81-91	3-3	Feb. 7	Phoenix	W 85-83	31-16
Nov. 12	Houston	W 105-99	4-3	Feb. 13	@ New Jersey	W 113-110 (OT)	32-16
Nov. 14	Denver	W 119-103	5-3	Feb. 14	@ Philadelphia	L 97-112	32-17
Nov. 16	@ Sacramento	W 112-110 (OT)	6-3	Feb. 16	@ Charlotte	W 99-94	33-17
Nov. 18	@ Denver	L 86-87	6-4	Feb. 18	@ Indiana	L 109-110	33-18
Nov. 19	Chicago	W 104-96	7-4	Feb. 20	@ Dallas	W 119-109	34-18
Nov. 22	Golden State	W 111-91	8-4	Feb. 21	@ San Antonio	W 101-99	35-18
Nov. 24	Minnesota	W 115-108	9-4	Feb. 23	Atlanta	W 113-106	36-18
Nov. 27	@ L.A. Clippers	W 98-83	10-4	Feb. 25	Orlando	W 106-100	37-18
Nov. 28	Indiana	W 124-107	11-4	Feb. 28	@ Denver	L 101-107	37-19
Nov. 30	@ Seattle	L 88-121	11-5	Mar. 3	@ Vancouver	W 98-88	38-19
Dec. 1	San Antonio	W 109-100	12-5	Mar. 4	Golden State	W 110-95	39-19
Dec. 3	Dallas	W 99-97	13-5	Mar. 6	@ Golden State	W 97-85	40-19
Dec. 5	Philadelphia	W 96-85	14-5	Mar. 7	Toronto	W 97-85	41-19
Dec. 6	@ Golden State	L 122-125 (OT)	14-6	Mar. 9	San Antonio	L 89-93 (OT)	41-20
Dec. 8	Seattle	L 95-103	14-7	Mar. 11	Seattle	L 97-109 (OT)	41-21
Dec. 10	Detroit	W 112-88	15-7	Mar. 13	Boston	W 112-107	42-21
Dec. 12	Milwaukee	L 105-109	15-8	Mar. 15	@ Detroit	W 125-119 (OT)	43-21
Dec. 13	@ Portland	L 86-96	15-9	Mar. 16	@ Washington	W 101-89	44-21
Dec. 15	Vancouver	W 98-76	16-9	Mar. 18	@ Orlando	W 95-90	45-21
Dec. 17	@ Toronto	W 104-101 (OT)	17-9	Mar. 19	@ Atlanta	L 106-108	45-22
Dec. 19	@ Miami	W 81-79	18-9	Mar. 21	@ Milwaukee	L 100-107	45-23
Dec. 21	@ Houston	W 99-94	19-9	Mar. 23	Washington	W 104-91	46-23
Dec. 22	@ Dallas	W 108-103	20-9	Mar. 25	@ Sacramento	W 84-72	47-23
Dec. 25	Portland	L 104-109	20-10	Mar. 26	@ Phoenix	L 83-104	47-24
Dec. 28	@ Phoenix	W 115-78	21-10	Mar. 28	Sacramento	L 84-108	47-25
Dec. 30	@ L.A. Clippers	W 116-114 (OT)	22-10	Mar. 30	Dallas	W 98-89	48-25
Jan. 3	Utah	W 82-71	23-10	Apr. 1	New York	L 78-79	48-26
Jan. 7	L.A. Clippers	L 95-118	23-11	Apr. 3	@ Utah	W 96-88	49-26
Jan. 12	Cleveland	W 101-98	24-11	Apr. 5	@ Chicago	W 100-88	50-26
Jan. 13	@ Utah	L 103-111	24-12	Apr. 6	@ Boston	W 100-96	51-26
Jan. 15	Vancouver	W 113-112 (OT)	25-12	Apr. 8	@ Minnesota	W 104-99	52-26
Jan. 19	Houston	W 114-101	26-12	Apr. 10	Phoenix	W 106-80	53-26
Jan. 21	Miami	L 92-103	26-13	Apr. 12	Minnesota	W 119-102	54-26
Jan. 23	@ Seattle	L 80-91	26-14	Apr. 15	Portland	W 105-100	55-26
Jan. 26	New Jersey	W 113-101	27-14	Apr. 17	Denver	W 108-91	56-26



58-24 - 2ND IN PACIFIC DIVISION

Head Coach: Phil Jackson
Asst. Coaches: Jim Cleamons, Frank Hamblen, Kurt Rambis, Tex Winter
Standing: Lindsey Hunter, Brian Shaw, Rick Fox, Kobe Bryant, Mitch Richmond, Derek Fisher
Seated: Devean George, Jelani McCoy, Stanislav Medvedenko, Shaquille O'Neal, Samaki Walker, Robert Horry, Mark Madsen
Not pictured: Joe Crispin, Mike Penberthy

NBA Champions



2001-2002 REGULAR SEASON STATISTICS / GAME-BY-GAME RESULTS

	G	MIN	FG	FGA	PCT	3P	3A	PCT	FT	FTA	PCT	OFF	DEF	TOT	AST	PF	DQ	STL	TO	BLK	PTS	AVG
O'Neal	67	2422	712	1229	.579	0	1	.000	398	717	.555	235	480	715	200	199	2	41	171	137	1822	27.2
Bryant	80	3063	749	1597	.469	33	132	.250	488	589	.829	112	329	441	438	228	1	118	223	35	2019	25.2
Fisher	70	1974	274	666	.411	144	349	.413	94	111	.847	15	131	146	181	121	0	66	62	9	786	11.2
Fox	82	2289	255	605	.421	65	208	.313	70	85	.824	90	299	389	283	244	2	67	132	21	645	7.9
George	82	1759	215	523	.411	66	178	.371	85	126	.675	78	225	303	111	190	3	71	66	42	581	7.1
Horry	81	2140	183	460	.398	76	203	.374	108	138	.783	130	349	479	232	208	1	77	88	89	550	6.8
Walker	69	1655	187	365	.512	0	0	---	86	129	.667	129	352	481	64	170	1	28	53	88	460	6.7
Hunter	82	1616	187	490	.382	79	208	.380	20	40	.500	18	103	121	129	120	0	66	55	19	473	5.8
Medvedenko	71	729	145	304	.477	0	4	.000	41	62	.661	85	73	158	43	119	0	29	42	11	331	4.7
Richmond	64	709	100	247	.405	18	62	.290	42	44	.955	14	80	94	57	61	0	18	40	6	260	4.1
Shaw	58	631	61	173	.353	29	88	.330	18	26	.692	19	93	112	89	43	0	25	32	3	169	2.9
Madsen	59	650	66	146	.452	0	2	.000	35	54	.648	89	73	162	44	104	0	16	22	13	167	2.8
Crispin*	6	27	3	12	.250	0	4	.000	4	5	.800	0	1	1	2	2	0	1	1	0	10	1.7
Penberthy	3	12	1	2	.500	0	0	---	3	4	.750	0	2	2	2	0	0	2	0	0	5	1.7
McCoy	21	104	12	21	.571	0	0	---	2	8	.250	8	17	25	7	14	0	0	8	5	26	1.2

DATE	OPPONENT	BOX SCORE	W / L	DATE	OPPONENT	BOX SCORE	W / L
Oct. 30	Portland	W 98-87	1-0	Jan. 29	@ Atlanta	W 127-93	30-12
Nov. 1	@ Utah	W 105-101	2-0	Jan. 30	@ Orlando	W 111-93	31-12
Nov. 2	Phoenix	W 117-94	3-0	Feb. 1	@ Memphis	W 100-85	32-12
Nov. 4	Utah	W 100-96	4-0	Feb. 3	@ Dallas	W 101-94	33-12
Nov. 9	Memphis	W 110-86	5-0	Feb. 6	Chicago	L 89-97	33-13
Nov. 11	Orlando	W 108-95	6-0	Feb. 12	Washington	W 103-94	34-13
Nov. 15	@ Houston	W 98-97 (OT)	7-0	Feb. 14	@ Seattle	W 92-87	35-13
Nov. 16	@ Phoenix	L 83-95	7-1	Feb. 15	Atlanta	L 90-93	35-14
Nov. 18	Sacramento	W 93-85	8-1	Feb. 17	@ Portland	L 105-111	35-15
Nov. 20	@ LA Clippers	W 98-93	9-1	Feb. 19	Boston	L 108-109	35-16
Nov. 21	@ Denver	W 89-68	10-1	Feb. 21	@ Cleveland	W 104-97	36-16
Nov. 23	Golden State	W 106-90	11-1	Feb. 22	@ Charlotte	W 96-94	37-16
Nov. 25	Denver	W 105-98	12-1	Feb. 24	@ New York	W 107-91	38-16
Nov. 27	Milwaukee	W 104-85	13-1	Feb. 26	@ Milwaukee	W 99-89	39-16
Nov. 30	@ Seattle	W 107-92	14-1	Feb. 27	@ Minnesota	L 101-112	39-17
Dec. 1	Minnesota	W 102-76	15-1	Mar. 1	Indiana	W 96-84	40-17
Dec. 5	Dallas	W 98-94	16-1	Mar. 3	Houston	W 95-79	41-17
Dec. 7	@ Sacramento	L 91-97	16-2	Mar. 5	New Jersey	W 101-92	42-17
Dec. 11	Seattle	L 93-104	16-3	Mar. 6	@ Utah	L 84-92	42-18
Dec. 14	LA Clippers	W 110-80	17-3	Mar. 10	New York	W 117-103	43-18
Dec. 16	Golden State	W 101-85	18-3	Mar. 12	Charlotte	W 107-66	44-18
Dec. 20	@ Houston	W 107-101	19-3	Mar. 14	@ Golden State	W 110-102	45-18
Dec. 21	@ Memphis	L 108-114	19-4	Mar. 15	LA Clippers	W 98-92	46-18
Dec. 25	Philadelphia	W 88-82	20-4	Mar. 17	Dallas	W 105-103	47-18
Dec. 26	@ Golden State	L 90-101	20-5	Mar. 19	@ Dallas	L 98-114	47-19
Dec. 28	Toronto	L 86-89	20-6	Mar. 20	@ San Antonio	L 90-108	47-20
Dec. 30	Houston	W 114-90	21-6	Mar. 22	Detroit	W 94-82	48-20
Jan. 2	@ Denver	W 87-86	22-6	Mar. 24	@ Sacramento	W 97-96	49-20
Jan. 4	Phoenix	W 118-86	23-6	Mar. 26	Cleveland	W 121-116	50-20
Jan. 6	@ Toronto	W 109-89	24-6	Mar. 27	@ Phoenix	L 106-118	51-21
Jan. 8	@ Detroit	W 121-92	25-6	Mar. 29	Portland	W 91-79	51-21
Jan. 9	@ Indiana	W 109-90	26-6	Mar. 31	San Antonio	W 96-95	52-21
Jan. 11	@ Minnesota	L 102-120	26-7	Apr. 2	@ Washington	W 113-93	53-21
Jan. 12	@ Chicago	L 104-106 (OT)	26-8	Apr. 3	@ New Jersey	L 92-94	53-22
Jan. 14	Memphis	W 120-81	27-8	Apr. 5	@ Boston	L 81-99	53-23
Jan. 16	Miami	L 96-102	27-9	Apr. 7	@ Miami	W 96-88	54-23
Jan. 19	@ San Antonio	W 98-81	28-9	Apr. 9	Utah	W 112-82	55-23
Jan. 22	Denver	L 91-107	28-10	Apr. 11	Minnesota	W 96-83	56-23
Jan. 23	@ LA Clippers	L 90-95	28-11	Apr. 14	@ Portland	L 120-128 (2OT)	56-24
Jan. 25	San Antonio	W 94-91	29-11	Apr. 15	Seattle	W 111-104	57-24
Jan. 27	@ Philadelphia	L 87-93	29-12	Apr. 17	Sacramento	W 109-95	58-24

2002-03 LOS ANGELES LAKERS



50-32 - 2ND IN PACIFIC DIVISION

Head Coach: Phil Jackson
Asst. Coaches: Jim Cleamons, Frank Hamblen, Kurt Rambis, Tex Winter
Standing: Jannero Pargo, Brian Shaw, Rick Fox, Kobe Bryant, Kareem Rush, Derek Fisher
Seated: Devean George, Tracy Murray, Stanislav Medvedenko, Shaquille O'Neal, Samaki Walker, Robert Horry, Mark Madsen
Not pictured: Soumaila Samake

2002-03 REGULAR SEASON STATISTICS / GAME-BY-GAME RESULTS

	G	MIN	FG	FGA	PCT	3P	3A	PCT	FT	FTA	PCT	OFF	DEF	TOT	AST	PF	DQ	STL	TO	BLK	PTS	AVG
Bryant	82	3401	868	1924	.451	124	324	.383	601	713	.843	106	458	564	481	218	0	181	288	67	2461	30.0
O'Neal	67	2535	695	1211	.574	0	0	---	451	725	.622	259	483	742	206	229	4	38	196	159	1841	27.5
Fisher	82	2829	339	775	.437	85	212	.401	100	125	.800	40	199	239	298	195	4	93	94	15	863	10.5
Fox	76	2181	262	621	.422	105	280	.375	52	69	.754	64	259	323	253	215	4	69	121	14	681	9.0
George	71	1613	180	461	.390	49	132	.371	83	105	.790	91	195	286	92	180	2	56	65	38	492	6.9
Horry	80	2343	184	476	.387	51	177	.288	103	134	.769	181	333	514	233	247	2	96	112	61	522	6.5
Walker	67	1243	115	274	.420	0	1	.000	66	101	.653	115	253	368	64	143	4	20	56	55	296	4.4
Medvedenko	58	620	112	258	.434	0	2	.000	31	43	.721	66	75	141	18	118	0	11	37	8	255	4.4
Shaw	72	900	101	261	.387	38	109	.349	10	15	.667	20	99	119	103	62	0	32	54	13	250	3.5
Madsen	54	781	69	163	.423	0	0	---	36	61	.590	86	73	159	38	116	0	15	27	19	174	3.2
Rush	76	872	96	244	.393	19	68	.279	16	23	.696	26	68	94	68	71	0	10	63	11	227	3.0
Pargo	34	342	37	93	.398	7	24	.292	4	4	1.00	9	28	37	39	45	0	13	23	2	85	2.5
Murray	31	193	23	71	.324	8	38	.211	7	9	.778	5	18	23	12	22	0	5	14	3	61	2.0
Samake	13	77	10	24	.417	0	0	---	2	2	1.00	10	13	23	4	13	0	2	5	22	1.7	

DATE	OPPONENT	BOX SCORE	W / L	DATE	OPPONENT	BOX SCORE	W / L
Oct. 29	San Antonio	L 82-87	0-1	Jan. 24	New Jersey	L 83-89	19-23
Oct. 30	@ Portland	L 90-102	0-2	Jan. 29	@ Phoenix	W 99-90	20-23
Nov. 1	@ LA Clippers	W 108-93	1-2	Jan. 31	@ Sacramento	W 124-113	21-23
Nov. 3	Portland	W 98-95 (OT)	2-2	Feb. 1	Utah	W 99-87	22-23
Nov. 5	@ Cleveland	L 70-89	2-3	Feb. 4	@ Indiana	W 97-94	23-23
Nov. 7	@ Boston	L 95-98 (OT)	2-4	Feb. 6	@ New York	W 114-109	24-23
Nov. 8	@ Washington	L 99-100	2-5	Feb. 11	Denver	W 121-93	25-23
Nov. 12	Atlanta	L 83-95	2-6	Feb. 12	@ Denver	W 113-102	26-23
Nov. 15	Golden State	W 96-89 (OT)	3-6	Feb. 14	San Antonio	L 95-103	26-24
Nov. 17	Houston	L 89-93	3-7	Feb. 16	New York	L 110-117	26-25
Nov. 19	@ Dallas	L 72-98	3-8	Feb. 18	Houston	W 106-99 (2OT)	27-25
Nov. 20	@ San Antonio	L 88-95	3-9	Feb. 19	@ Utah	W 93-87	28-25
Nov. 22	Chicago	W 86-73	4-9	Feb. 21	Portland	W 92-84	29-25
Nov. 24	Milwaukee	W 111-99	5-9	Feb. 23	Seattle	W 106-101	30-25
Nov. 26	@ Miami	L 85-97	5-10	Feb. 25	LA Clippers	W 109-98	31-25
Nov. 27	@ Orlando	L 102-112	5-11	Feb. 27	Detroit	W 95-85	32-25
Nov. 29	@ Memphis	W 112-106 (OT)	6-11	Feb. 28	@ Seattle	L 90-107	32-26
Dec. 1	Minnesota	L 107-110	6-12	Mar. 5	Indiana	W 97-95	33-26
Dec. 3	Memphis	W 101-91	7-12	Mar. 7	Minnesota	W 106-96	34-26
Dec. 4	@ Utah	L 85-93	7-13	Mar. 9	Philadelphia	W 106-92	35-26
Dec. 6	Dallas	W 105-103	8-13	Mar. 11	@ Chicago	L 99-116	35-27
Dec. 8	Utah	W 110-101	9-13	Mar. 12	@ Detroit	L 88-111	35-28
Dec. 10	@ Golden State	L 102-106	9-14	Mar. 14	@ Minnesota	W 106-99	36-28
Dec. 13	New Orleans	L 82-98	9-15	Mar. 15	@ Milwaukee	W 98-94	37-28
Dec. 15	Orlando	W 107-84	10-15	Mar. 17	@ LA Clippers	W 102-85	38-28
Dec. 17	@ Minnesota	L 80-96	10-16	Mar. 20	@ Sacramento	L 99-107	38-29
Dec. 19	@ New Jersey	L 71-89	10-17	Mar. 21	Boston	W 104-96	39-29
Dec. 20	@ Philadelphia	L 104-107 (OT)	10-18	Mar. 23	@ San Antonio	L 89-98	39-30
Dec. 22	@ Toronto	W 109-107 (OT)	11-18	Mar. 25	@ Atlanta	W 108-91	40-30
Dec. 25	Sacramento	L 99-105	11-19	Mar. 26	@ Houston	W 96-93	41-30
Dec. 28	@ Denver	W 112-93	12-19	Mar. 28	Washington	W 108-94	42-30
Dec. 29	Toronto	W 104-88	13-19	Mar. 30	@ Seattle	L 98-119	42-31
Jan. 4	@ Phoenix	L 93-107	13-20	Mar. 31	Memphis	W 110-94	43-31
Jan. 5	Phoenix	W 109-97	14-20	Apr. 3	@ Dallas	W 100-89	44-31
Jan. 7	Seattle	W 119-98	15-20	Apr. 4	@ Memphis	W 102-101	45-31
Jan. 10	Cleveland	W 115-99	16-20	Apr. 6	Phoenix	W 115-113	46-31
Jan. 12	Miami	W 106-81	17-20	Apr. 8	Dallas	W 108-99	47-31
Jan. 15	@ New Orleans	W 90-82	18-20	Apr. 10	Sacramento	W 117-104	48-31
Jan. 17	@ Houston	L 104-108 (OT)	18-21	Apr. 13	@ Portland	L 99-101	48-32
Jan. 20	LA Clippers	W 96-92	19-21	Apr. 15	Denver	W 126-104	49-32
Jan. 22	Golden State	L 110-114	19-22	Apr. 16	@ Golden State	W 117-111	50-32



56-26 - 1ST IN PACIFIC DIVISION

Head Coach: Phil Jackson
Asst. Coaches: Jim Cleamons, Frank Hamblen, Kurt Rambis, Tex Winter
Standing: Gary Payton, Byron Russell, Jamal Sampson, Stanislav Medvedenko, Kobe Bryant, Kareem Rush, Derek Fisher
Seated: Devean George, Horace Grant, Rick Fox, Shaquille O'Neal, Karl Malone, Luke Walton, Brian Cook
Not pictured: Maurice Carter, Jannero Pargo, Ime Udoka



Western Conference Champions

2003-2004 REGULAR SEASON STATISTICS / GAME-BY-GAME RESULTS

	G	MIN	FG	FGA	PCT	3P	3A	PCT	FT	FTA	PCT	OFF	DEF	TOT	AST	PF	DQ	STL	TO	BLK	PTS	AVG
Bryant	65	2447	516	1178	.438	71	217	.327	454	533	.852	103	256	359	330	176	0	112	171	28	1557	24.0
O'Neal	67	2464	554	948	.584	0	---	---	331	676	.490	246	523	769	196	225	3	34	195	166	1439	21.5
Payton	82	2825	482	1024	.471	55	165	.333	180	252	.714	72	270	342	449	169	0	96	151	19	1199	14.6
Malone	42	1373	193	400	.483	0	1	.000	168	225	.747	61	306	367	163	116	1	50	103	20	554	13.2
Medvedenko	68	1442	237	537	.441	0	3	.000	89	116	.767	148	195	343	57	191	1	38	59	18	563	8.3
George	82	1951	233	571	.408	65	186	.349	73	96	.760	87	245	332	112	189	4	81	88	38	604	7.4
Fisher	82	1769	203	576	.352	52	179	.291	122	153	.797	30	122	152	187	115	0	103	79	4	580	7.1
Rush	72	1244	190	432	.440	48	138	.348	31	52	.596	20	77	97	59	109	0	33	48	20	459	6.4
Carter*	4	50	5	14	.357	1	3	.333	11	12	.917	0	3	3	2	5	0	0	6	0	22	5.5
Fox	38	846	73	186	.392	15	61	.246	22	30	.733	29	73	102	98	99	2	29	48	4	183	4.8
Cook	35	442	67	141	.475	0	5	.000	21	28	.750	31	70	101	20	64	0	16	17	16	155	4.4
Grant	55	1106	92	224	.411	0	1	.000	39	54	.722	79	154	233	71	70	1	24	29	21	223	4.1
Russell	72	945	98	244	.402	43	112	.384	50	65	.769	32	114	146	71	110	0	32	37	12	289	4.0
Sampson	10	130	11	23	.478	0	---	---	7	12	.583	23	29	52	7	16	0	2	6	4	29	2.9
Walton	72	730	65	153	.425	13	39	.333	31	44	.705	39	88	127	113	70	1	28	44	8	174	2.4
Udoka	4	28	3	9	.333	0	1	.000	2	4	.500	1	4	5	2	3	0	2	3	1	8	2.0
Pargo*	13	63	6	16	.375	2	4	.500	0	0	---	0	6	6	11	5	0	2	12	0	14	1.1

DATE	OPPONENT	BOX SCORE	W / L	DATE	OPPONENT	BOX SCORE	W / L
Oct. 28	Dallas	W 109-93	1-0	Jan. 28	Seattle	W 96-82	27-15
Nov. 1	@ Phoenix	W 103-99	2-0	Jan. 30	Minnesota	L 84-97	27-16
Nov. 2	Golden State	W 87-72	3-0	Feb. 1	@ Toronto	W 84-83	28-16
Nov. 4	@ Milwaukee	W 113-107	4-0	Feb. 2	@ Indiana	L 72-85	28-17
Nov. 6	@ San Antonio	W 120-117 (2OT)	5-1	Feb. 4	@ Cleveland	W 111-106 (OT)	29-17
Nov. 7	@ New Orleans	L 95-114	5-0	Feb. 5	@ Philadelphia	L 73-96	29-18
Nov. 10	@ Memphis	L 95-105	5-2	Feb. 8	@ Orlando	W 98-96	30-18
Nov. 12	Toronto	W 94-79	6-2	Feb. 10	@ Miami	W 98-83	31-18
Nov. 14	Detroit	W 94-89	7-2	Feb. 11	@ Houston	L 87-102	31-19
Nov. 16	Miami	W 99-77	8-2	Feb. 17	Portland	W 89-86	32-19
Nov. 18	@ Detroit	L 96-106	8-3	Feb. 18	@ Golden State	W 100-99	33-19
Nov. 19	@ New York	W 104-83	9-3	Feb. 20	Philadelphia	W 116-88	34-19
Nov. 21	Chicago	W 101-94	10-3	Feb. 22	@ Phoenix	W 104-92	35-19
Nov. 23	Memphis	W 121-89	11-3	Feb. 25	@ Denver	W 112-111	36-19
Nov. 26	Washington	W 120-99	12-3	Feb. 26	Sacramento	L 101-103	36-20
Nov. 28	San Antonio	W 103-87	13-3	Feb. 28	@ Washington	W 122-110	37-20
Nov. 30	Indiana	W 99-77	14-3	Feb. 29	@ New Jersey	W 100-83	38-20
Dec. 3	@ San Antonio	W 90-86	15-3	Mar. 2	@ Atlanta	L 93-94	38-21
Dec. 4	@ Dallas	W 114-103	16-3	Mar. 3	@ Houston	W 96-93	39-21
Dec. 7	Utah	W 94-92	17-3	Mar. 5	Seattle	W 99-91	40-21
Dec. 9	New York	W 98-90	18-3	Mar. 7	New Jersey	W 94-88	41-21
Dec. 12	Dallas	L 93-110	18-4	Mar. 8	@ Utah	L 83-88	41-22
Dec. 13	@ Portland	L 108-112	18-5	Mar. 10	@ Boston	W 117-109	42-22
Dec. 19	Denver	W 101-99	19-5	Mar. 12	@ Minnesota	L 86-96	42-23
Dec. 21	Phoenix	W 107-101	20-5	Mar. 13	@ Chicago	W 88-81	43-23
Dec. 23	@ Golden State	L 98-107	20-6	Mar. 15	Orlando	W 113-110 (OT)	44-23
Dec. 25	Houston	L 87-99	20-7	Mar. 17	@ LA Clippers	W 106-103	45-23
Dec. 28	Boston	W 105-82	21-7	Mar. 19	LA Clippers	W 106-100	46-23
Jan. 2	@ Seattle	L 109-111	21-8	Mar. 21	Milwaukee	W 104-103 (OT)	47-23
Jan. 4	@ LA Clippers	L 98-101	21-9	Mar. 24	Sacramento	W 115-91	48-23
Jan. 6	@ Minnesota	L 90-106	21-10	Mar. 26	Minnesota	W 90-73	49-23
Jan. 7	@ Denver	L 91-113	21-11	Mar. 28	Utah	W 91-84	50-23
Jan. 9	Atlanta	W 113-67	22-11	Mar. 30	New Orleans	W 107-88	51-23
Jan. 12	Cleveland	W 89-79	23-11	Apr. 1	Houston	W 93-85	52-23
Jan. 14	Denver	W 97-71	24-11	Apr. 2	@ Seattle	W 97-86	53-23
Jan. 16	@ Sacramento	L 83-103	24-12	Apr. 4	San Antonio	L 89-95	53-24
Jan. 17	LA Clippers	W 91-89	25-12	Apr. 6	Portland	L 80-91	53-25
Jan. 19	Phoenix	L 85-88	25-13	Apr. 9	Memphis	W 103-95	54-25
Jan. 21	@ Memphis	L 82-88	25-14	Apr. 11	@ Sacramento	L 85-102	54-26
Jan. 22	@ Dallas	L 87-106	25-15	Apr. 13	Golden State	W 109-104	55-26
Jan. 24	@ Utah	W 93-86	26-15	Apr. 14	@ Portland	W 105-104 (2OT)	56-26

2004-05 LOS ANGELES LAKERS



34-48 - 4TH IN PACIFIC DIVISION

Head Coach: Rudy Tomjanovich, Frank Hamblen
Asst. Coaches: Frank Hamblen, Larry Smith, Mike Wells, Melvin Hunt, Chris Bodaken, Kurt Rambis, Brian Shaw
Standing: Chucky Atkins, Kobe Bryant, Sasha Vujacic, Jumaime Jones, Tony Bobbitt, Pierre Brown
Seated: Devean George, Luke Walton, Lamar Odom, Chris Mihm, Vlade Divac, Stanislav Medvedenko, Brian Cook, Brian Grant, Caron Butler
Not pictured: Kareem Rush

2004-05 REGULAR SEASON STATISTICS / GAME-BY-GAME RESULTS

	G	MIN	FG	FGA	PCT	3P	3A	PCT	FT	FTA	PCT	OFF	DEF	TOT	AST	PF	DQ	STL	TO	BLK	PTS	AVG
Bryant	66	2689	573	1324	.433	131	387	.339	542	664	.816	95	297	392	398	174	1	86	270	53	1819	27.6
Butler	77	2746	441	991	.445	38	125	.304	275	319	.862	146	304	450	146	213	2	110	125	23	1195	15.5
Odom	64	2320	366	774	.473	36	117	.308	207	298	.695	134	519	653	238	211	3	42	161	65	975	15.2
Atkins	82	2903	388	910	.426	176	455	.387	163	203	.803	31	166	197	358	181	0	73	151	2	1115	13.6
Mihm	75	1870	280	552	.507	0	2	.000	175	258	.678	197	305	502	50	237	1	14	110	108	735	9.8
Jones	76	1830	210	486	.432	102	261	.394	55	75	.733	107	291	398	65	165	1	44	24	577	7.6	
George	15	306	37	104	.356	21	58	.361	15	20	.750	13	40	53	14	32	1	8	12	2	110	7.3
Cook	72	1087	176	422	.417	78	199	.392	28	37	.757	63	153	216	35	139	3	23	26	458	6.4	
Brown	76	1066	124	348	.356	26	72	.361	59	75	.787	21	72	93	155	59	0	32	74	1	333	4.4
Medvedenko	43	423	71	156	.455	0	1	.000	23	28	.821	31	48	79	13	64	0	9	13	2	165	3.8
Grant	69	1136	103	209	.493	0	0	---	57	79	.722	101	156	257	34	175	2	23	43	23	263	3.8
Walton	61	768	74	180	.411	16	61	.262	34	48	.708	55	87	142	93	70	0	26	58	11	198	3.2
Vujacic	35	403	33	117	.282	17	63	.270	18	19	.947	13	49	62	51	41	1	12	15	2	101	2.9
Bobbitt	2	12	2	5	.400	1	2	.500	0	0	---	0	3	3	0	1	0	0	0	0	5	2.5
Divac	15	130	13	31	.419	0	0	---	8	12	.667	18	14	32	19	25	0	4	14	1	34	2.3
Rush*	14	91	4	20	.200	2	10	.200	2	2	1.00	3	7	10	3	7	0	2	3	1	12	0.9

DATE	OPPONENT	BOX SCORE	W / L	DATE	OPPONENT	BOX SCORE	W / L
Nov. 2	Denver	W 89-78	1-0	Jan. 30	Charlotte	W 101-90	23-19
Nov. 3	@ Utah	L 78-104	1-1	Feb. 1	Portland	W 92-79	24-19
Nov. 5	San Antonio	L 96-105	1-2	Feb. 3	San Antonio	L 91-103	24-20
Nov. 7	Atlanta	W 106-90	2-2	Feb. 6	@ Houston	L 102-103	24-21
Nov. 9	@ New Orleans	W 106-98	3-2	Feb. 7	@ Atlanta	L 108-114	24-22
Nov. 10	@ Memphis	L 87-110	3-3	Feb. 9	@ New Jersey	W 104-103	25-22
Nov. 12	@ Orlando	L 113-122	3-4	Feb. 10	@ Detroit	L 81-103	25-23
Nov. 13	@ Houston	W 84-79	4-4	Feb. 13	@ Cleveland	L 89-103	25-24
Nov. 17	LA Clippers	W 103-89	5-4	Feb. 15	Utah	W 102-95	26-24
Nov. 19	@ Phoenix	L 102-107	5-5	Feb. 22	Boston	W 104-95	27-24
Nov. 21	Chicago	W 102-93	6-5	Feb. 23	@ Portland	W 86-83	28-24
Nov. 23	Milwaukee	W 100-96	7-5	Feb. 25	Detroit	L 90-111	28-25
Nov. 26	Sacramento	L 106-109	7-6	Feb. 27	@ Toronto	L 102-108	28-26
Nov. 28	New Orleans	W 89-76	8-6	Feb. 28	@ New York	L 115-117	28-27
Nov. 30	@ Milwaukee	W 95-90	9-6	Mar. 2	@ Boston	L 101-104	28-28
Dec. 1	@ Chicago	L 84-92	9-7	Mar. 4	Dallas	W 108-103	29-28
Dec. 3	Golden State	W 97-88	10-7	Mar. 6	Indiana	W 103-94	30-28
Dec. 8	Phoenix	L 110-113	10-8	Mar. 8	LA Clippers	L 101-110	30-29
Dec. 11	@ LA Clippers	W 89-87	11-8	Mar. 10	@ Dallas	W 100-95	31-29
Dec. 12	Orlando	W 105-98	12-8	Mar. 12	@ Charlotte	W 117-116	32-29
Dec. 14	@ Seattle	L 93-108	12-9	Mar. 14	@ Washington	L 81-95	32-30
Dec. 16	@ Sacramento	W 115-99	13-9	Mar. 15	@ Philadelphia	L 91-108	32-31
Dec. 17	Washington	L 116-120	13-10	Mar. 17	@ Miami	L 89-102	32-32
Dec. 20	Memphis	L 72-82	13-11	Mar. 18	@ Indiana	L 97-103	32-33
Dec. 22	New Orleans	W 101-89	14-11	Mar. 20	Seattle	L 100-102	32-34
Dec. 25	Miami	L 102-104	14-12	Mar. 22	@ Utah	L 107-115	32-35
Dec. 28	Toronto	W 117-99	15-12	Mar. 24	@ Denver	L 96-117	32-36
Jan. 2	Denver	W 99-91	16-12	Mar. 27	Philadelphia	L 89-96	32-37
Jan. 4	@ San Antonio	L 83-100	16-13	Mar. 29	New York	W 117-107	33-37
Jan. 5	@ Dallas	L 104-118	16-14	Mar. 31	Minnesota	L 96-105	33-38
Jan. 7	Houston	W 111-104	17-14	Apr. 2	@ San Antonio	L 94-95	33-39
Jan. 10	@ Minnesota	W 105-96	18-14	Apr. 3	@ Memphis	L 82-102	33-40
Jan. 12	@ Denver	L 83-95	18-15	Apr. 5	@ Phoenix	L 99-125	33-41
Jan. 13	Cleveland	W 98-94	19-15	Apr. 7	Houston	L 100-114	33-42
Jan. 15	@ Golden State	W 104-102	20-15	Apr. 8	@ Seattle	W 117-94	34-42
Jan. 17	Utah	L 94-102	20-16	Apr. 10	@ Sacramento	L 105-124	34-43
Jan. 19	Minnesota	W 93-90	21-16	Apr. 11	Phoenix	L 97-108	34-44
Jan. 21	Golden State	W 105-101	22-16	Apr. 15	Sacramento	L 106-115	34-45
Jan. 25	Seattle	L 93-104	22-17	Apr. 17	Dallas	L 112-114	34-46
Jan. 26	@ LA Clippers	L 89-105	22-18	Apr. 18	@ Golden State	L 99-126	34-47
Jan. 28	New Jersey	L 103-109	22-19	Apr. 20	@ Portland	L 103-106	34-48



45-37 - 3RD IN PACIFIC DIVISION

Head Coach: Phil Jackson
Asst. Coaches: Frank Hamblen, Kurt Rambis, Brian Shaw
Standing: Aaron McKie, Devin Green, Kobe Bryant, Luke Walton, Sasha Vujacic, Von Wafer, Smush Parker
Seated: Devean George, Ronny Turiaf, Lamar Odom, Chris Mihm, Andrew Bynum, Kwame Brown, Stanislav Medvedenko, Brian Cook
Not pictured: Jim Jackson, Laron Profit



2005-2006 REGULAR SEASON STATISTICS / GAME-BY-GAME RESULTS

	G	MIN	FG	FGA	PCT	3P	3A	PCT	FT	FTA	PCT	OFF	DEF	TOT	AST	PF	DQ	STL	TO	BLK	PTS	AVG
Bryant	80	3277	978	2173	.450	180	518	.347	696	819	.850	71	354	425	360	233	1	147	250	30	2832	35.4
Odom	80	3221	445	925	.481	80	215	.372	216	313	.690	181	557	738	443	256	4	75	213	64	1186	14.8
Parker	82	2773	348	779	.447	120	328	.366	125	180	.694	37	234	271	302	213	1	140	147	16	941	11.5
Mihm	59	1541	230	459	.501	0	---	---	144	201	.716	137	236	373	61	214	5	16	83	73	604	10.2
Cook	81	1535	261	511	.511	36	84	.429	84	101	.832	88	186	274	74	205	3	37	61	32	642	7.9
Brown	72	1978	204	388	.526	0	---	---	100	128	.545	182	291	473	72	196	3	27	100	46	536	7.4
George	71	1542	170	425	.400	50	160	.313	58	86	.674	82	192	274	68	159	1	66	54	34	448	6.3
Walton	69	1333	135	328	.412	18	55	.327	57	76	.750	88	159	247	156	119	1	41	78	15	345	5.0
Profit	25	279	40	84	.476	3	18	.167	21	24	.875	8	35	43	15	25	0	11	24	5	104	4.2
Vujacic	82	1449	108	312	.346	59	172	.343	46	52	.885	33	126	159	139	150	0	48	50	3	321	3.9
Turiaf	23	161	15	30	.500	0	---	---	15	27	.556	11	26	37	8	30	0	3	7	10	45	2.0
Jackson†	13	92	9	31	.290	4	11	.364	0	0	---	0	12	12	4	5	0	2	5	0	22	1.7
Bynum	46	338	33	82	.402	0	---	---	8	27	.296	34	46	80	9	56	0	4	17	22	74	1.6
Wafer	16	73	6	38	.158	2	17	.118	6	8	.750	5	3	8	4	12	0	3	1	0	20	1.3
Medvedenko	2	6	1	2	.500	0	---	---	0	0	---	0	0	1	1	0	0	0	0	0	2	1.0
Green	27	135	6	28	.214	0	2	.000	13	21	.619	10	14	24	7	13	0	3	5	0	25	0.9
McKie	14	121	3	12	.250	0	2	.000	1	2	.500	3	17	20	11	7	0	5	2	0	7	0.5

DATE	OPPONENT	BOX SCORE	W / L	DATE	OPPONENT	BOX SCORE	W / L
Nov. 2	@ Denver	W 99-97 (OT)	1-0	Jan. 27	Golden State	W 106-105 (OT)	23-19
Nov. 3	Phoenix	L 112-122	1-1	Jan. 29	@ Detroit	L 93-102	23-20
Nov. 6	Denver	W 112-92	2-1	Jan. 31	@ New York	W 130-97	24-20
Nov. 8	@ Atlanta	W 103-97	3-1	Feb. 1	@ Indiana	L 79-105	24-21
Nov. 9	@ Minnesota	L 74-88	3-2	Feb. 3	@ Charlotte	L 102-112	24-22
Nov. 11	@ Philadelphia	L 81-85	3-3	Feb. 4	@ NO/Okla. City	L 90-106	24-23
Nov. 14	@ Memphis	L 73-85	3-4	Feb. 7	@ Dallas	L 87-102	24-24
Nov. 16	New York	W 97-92	4-4	Feb. 8	@ Houston	W 89-78	25-24
Nov. 18	L.A. Clippers	L 91-97	4-5	Feb. 11	Memphis	L 99-100	25-25
Nov. 20	Chicago	L 93-96	4-6	Feb. 13	Utah	W 94-88	26-25
Nov. 24	Seattle	W 108-96	5-6	Feb. 15	Atlanta	L 110-114	26-26
Nov. 27	New Jersey	L 96-102 (OT)	5-7	Feb. 21	Portland	W 99-82	27-26
Nov. 29	@ San Antonio	L 84-90	5-8	Feb. 23	Sacramento	W 106-85	28-26
Dec. 1	@ Utah	W 105-101 (OT)	6-8	Feb. 24	@ L.A. Clippers	L 83-102	28-27
Dec. 2	Minnesota	L 108-113	6-9	Feb. 26	Boston	L 111-112	28-28
Dec. 4	Charlotte	W 99-98	7-9	Feb. 28	Orlando	W 102-87	29-28
Dec. 6	@ Milwaukee	W 111-92	8-9	Mar. 1	@ Portland	L 93-99	29-29
Dec. 7	@ Toronto	W 102-91	9-9	Mar. 3	@ Golden State	W 106-94	30-29
Dec. 9	@ Chicago	W 93-80	10-9	Mar. 4	Detroit	W 105-94	31-29
Dec. 10	@ Minnesota	L 82-95	10-10	Mar. 6	San Antonio	L 96-103	31-30
Dec. 12	@ Dallas	W 109-106	11-10	Mar. 8	@ NO/Okla. City	W 113-107	32-30
Dec. 14	@ Memphis	W 94-79	12-10	Mar. 10	@ San Antonio	W 100-92	33-30
Dec. 16	Washington	W 97-91	13-10	Mar. 12	Seattle	L 113-120	33-31
Dec. 18	Houston	L 74-76	13-11	Mar. 14	@ Sacramento	L 98-114	33-32
Dec. 20	Dallas	W 112-90	14-11	Mar. 15	Minnesota	W 92-89	34-32
Dec. 23	@ Orlando	W 104-88	15-11	Mar. 17	@ New Jersey	L 89-92	34-33
Dec. 25	@ Miami	L 92-97	15-12	Mar. 19	@ Cleveland	L 95-96	34-34
Dec. 26	@ Washington	L 91-94	15-13	Mar. 20	@ Boston	W 105-97	35-34
Dec. 28	Memphis	L 99-100 (OT)	15-14	Mar. 22	Sacramento	W 87-80	36-34
Jan. 1	Utah	L 94-98	15-15	Mar. 24	Milwaukee	W 101-96	37-34
Jan. 3	@ Utah	L 80-90	15-16	Mar. 26	NO/Okla. City	W 105-94	38-34
Jan. 6	Philadelphia	W 119-93	16-16	Mar. 30	San Antonio	L 85-96	38-35
Jan. 7	@ L.A. Clippers	W 112-109	17-16	Mar. 31	@ Seattle	W 106-93	39-35
Jan. 9	Indiana	W 96-90	18-16	Apr. 2	Houston	W 104-88	40-35
Jan. 11	@ Portland	L 103-113	18-17	Apr. 6	@ Denver	L 108-110 (OT)	40-36
Jan. 12	Cleveland	W 99-98	19-17	Apr. 7	@ Phoenix	L 96-107	40-37
Jan. 14	@ Golden State	W 110-104	20-17	Apr. 9	L.A. Clippers	W 100-83	41-37
Jan. 16	Miami	W 100-92	21-17	Apr. 11	Golden State	W 111-100	42-37
Jan. 19	@ Sacramento	L 109-118 (OT)	21-18	Apr. 14	Portland	W 110-99	43-37
Jan. 20	@ Phoenix	L 93-106	21-19	Apr. 16	Phoenix	W 109-89	44-37
Jan. 22	Toronto	W 122-104	22-19	Apr. 19	NO/Oklahoma City	W 115-95	45-37

2006-07 LOS ANGELES LAKERS



42-40 - 2ND IN PACIFIC DIVISION

Head Coach: Phil Jackson

Asst. Coaches: Jim Clemons, Frank Hamblen, Kurt Rambis, Brian Shaw

Standing: Shammond Williams, Aaron McKie, Kobe Bryant, Sasha Vujacic, Maurice Evans, Smush Parker, Jordan Farmer

Seated: Luke Walton, Ronny Turiaf, Lamar Odom, Chris Mihm, Andrew Bynum, Kwame Brown, Vladimir Radmanovic, Brian Cook

2006-07 REGULAR SEASON STATISTICS / GAME-BY-GAME RESULTS

	G	MIN	FG	FGA	PCT	3P	3A	PCT	FT	FTA	PCT	OFF	DEF	TOT	AST	PF	DQ	STL	TO	BLK	PTS	AVG
Bryant	77	3140	813	1757	.463	137	398	.344	667	768	.868	75	364	439	413	205	2	111	255	36	2430	31.6
Odom	56	2202	319	681	.468	54	182	.297	198	283	.700	102	445	547	270	182	5	53	163	32	890	15.9
Walton	60	1982	264	557	.474	48	124	.387	108	145	.745	87	215	302	257	117	2	60	118	21	684	11.4
Parker	82	2457	342	785	.436	110	301	.365	113	175	.646	45	161	206	228	211	4	119	153	10	907	11.1
Brown	41	1132	143	242	.591	0	1	.000	59	134	.440	81	163	244	75	124	0	39	76	49	345	8.4
Evans	76	1732	234	542	.432	48	133	.361	122	155	.787	93	128	221	74	126	0	38	57	14	638	8.4
Bynum	82	1793	247	443	.558	0	3	.000	143	214	.668	139	345	484	94	249	5	12	115	128	637	7.8
Cook	65	1018	185	408	.453	46	115	.400	34	47	.723	61	154	215	65	134	3	25	51	27	450	6.9
Radmanovic	55	986	134	316	.424	40	118	.339	53	73	.726	53	127	180	66	125	2	25	69	18	361	6.6
Turiaf	72	1087	147	268	.549	0	1	.000	89	134	.664	88	171	259	63	202	5	17	52	78	383	5.3
Farmer	72	1090	124	294	.422	45	137	.328	27	38	.711	22	97	119	137	77	0	44	73	7	320	4.4
Vujacic	73	935	105	268	.392	60	161	.373	43	49	.878	28	79	107	64	103	1	41	30	1	313	4.3
Williams	30	345	35	86	.407	20	50	.400	4	6	.667	11	29	40	31	20	0	12	13	0	94	3.1
McKie	10	131	11	17	.647	0	0	---	0	0	---	1	17	18	13	14	0	4	8	0	22	2.2

DATE	OPPONENT	BOX SCORE	W / L	DATE	OPPONENT	BOX SCORE	W / L
Oct. 31	Phoenix	W 114-106	1-0	Jan. 22	Golden State	W 108-103	27-15
Nov. 1	@ Golden State	W 110-98	2-0	Jan. 26	Charlotte	L 97-106 (OT)	27-16
Nov. 3	Seattle	W 118-112	3-0	Jan. 28	San Antonio	L 94-96 (OT)	27-17
Nov. 5	@ Seattle	L 101-117	3-1	Jan. 30	@ New York	L 94-99	27-18
Nov. 7	Minnesota	W 95-88	4-1	Jan. 31	@ Boston	W 111-98	28-18
Nov. 8	@ Portland	L 90-101	4-2	Feb. 2	@ Indiana	L 84-95	28-19
Nov. 10	Detroit	L 83-97	4-3	Feb. 3	@ Washington	W 118-102	29-19
Nov. 12	Memphis	W 91-81	5-3	Feb. 5	@ Atlanta	W 90-83	30-19
Nov. 17	Toronto	W 107-100	6-3	Feb. 8	@ Detroit	L 78-93	30-20
Nov. 19	Chicago	W 82-72	7-3	Feb. 9	@ Toronto	L 92-96	30-21
Nov. 21	L.A. Clippers	W 105-101	8-3	Feb. 11	@ Cleveland	L 90-99	30-22
Nov. 24	@ Utah	L 108-114	8-4	Feb. 13	New York	L 106-107	30-23
Nov. 26	New Jersey	W 99-93	9-4	Feb. 15	Cleveland	L 108-114	30-24
Nov. 28	Milwaukee	L 105-109	9-5	Feb. 21	Portland	L 108-112	30-25
Nov. 30	Utah	W 132-102	10-5	Feb. 23	Boston	W 122-96	31-25
Dec. 2	@ L.A. Clippers	W 97-88	11-5	Feb. 25	@ Golden State	W 102-85	32-25
Dec. 4	Indiana	W 101-87	12-5	Feb. 26	@ Utah	W 102-94	33-25
Dec. 6	N.O./Oklahoma City	L 89-105	12-6	Mar. 2	Sacramento	L 108-116	33-26
Dec. 8	Atlanta	W 106-95	13-6	Mar. 4	@ Phoenix	L 94-99	33-27
Dec. 10	San Antonio	W 106-99	14-6	Mar. 6	@ Minnesota	L 107-117 (2OT)	33-28
Dec. 12	@ Houston	W 102-94	15-6	Mar. 7	@ Milwaukee	L 90-110	33-29
Dec. 13	@ Dallas	L 101-110	15-7	Mar. 9	@ Philadelphia	L 92-108	33-30
Dec. 15	Houston	W 112-101 (2OT)	16-7	Mar. 11	Dallas	L 72-108	33-31
Dec. 17	Washington	L 141-147 (OT)	16-8	Mar. 15	@ Denver	L 86-113	33-32
Dec. 19	@ Chicago	L 89-94	16-9	Mar. 16	Portland	W 116-111 (OT)	34-32
Dec. 20	@ Minnesota	W 111-94	17-9	Mar. 18	Minnesota	W 109-102	35-32
Dec. 22	@ New Jersey	W 99-95	18-9	Mar. 22	@ Memphis	W 121-119	36-32
Dec. 25	@ Miami	L 85-101	18-10	Mar. 23	@ N.O./Oklahoma City	W 111-105	37-32
Dec. 27	@ Orlando	W 106-93	19-10	Mar. 25	Golden State	W 115-113	38-32
Dec. 29	@ Charlotte	L 124-133 (3OT)	19-11	Mar. 27	Memphis	L 86-88	38-33
Dec. 31	Philadelphia	W 104-94	20-11	Mar. 30	Houston	L 104-107 (OT)	38-34
Jan. 4	@ Sacramento	W 132-128 (OT)	21-11	Apr. 1	Sacramento	W 126-103	39-34
Jan. 5	Denver	W 123-104	22-11	Apr. 3	Denver	L 105-111	39-35
Jan. 7	Dallas	W 101-98	23-11	Apr. 4	@ L.A. Clippers	L 82-90	39-36
Jan. 9	@ Memphis	L 118-128	23-12	Apr. 6	@ Seattle	W 112-109	40-36
Jan. 10	@ Houston	L 77-102	23-13	Apr. 8	Phoenix	L 107-115	40-37
Jan. 12	Orlando	W 109-106	24-13	Apr. 9	@ Denver	L 111-115	40-38
Jan. 15	Miami	W 124-118 (OT)	25-13	Apr. 12	L.A. Clippers	L 110-118	40-39
Jan. 17	@ San Antonio	W 100-96	26-13	Apr. 13	@ Phoenix	L 85-93	40-40
Jan. 18	@ Dallas	L 95-114	26-14	Apr. 15	Seattle	W 109-98	41-40
Jan. 20	@ N.O./Oklahoma City	L 103-113	26-15	Apr. 18	@ Sacramento	W 117-106	42-40



57-25 - 1ST IN PACIFIC DIVISION

Head Coach: Phil Jackson
Asst. Coaches: Jim Cleamons, Frank Hamblen, Kurt Rambis, Brian Shaw
Standing: Derek Fisher, Coby Karl, Kobe Bryant, Trevor Ariza, Sasha Vujacic, Jordan Farmar
Seated: Vladimir Radmanovic, Lamar Odom, DJ Mbenga, Chris Mihm, Andrew Bynum, Pau Gasol, Ronny Turiaf, Luke Walton
Not pictured: Kwame Brown, Brian Cook, Javaris Crittenton, Maurice Evans, Ira Newble

Western Conference Champions



2007-2008 REGULAR SEASON STATISTICS / GAME-BY-GAME RESULTS

	G	MIN	FG	FGA	PCT	3P	3A	PCT	FT	FTA	PCT	OFF	DEF	TOT	AST	PF	DQ	STL	TO	BLK	PTS	AVG
Bryant	82	3192	775	1690	.459	150	415	.361	623	742	.840	94	423	517	441	227	1	151	257	40	2323	28.3
Gasol†	27	918	196	333	.589	0	1	.000	116	147	.789	61	150	211	95	54	0	14	44	42	508	18.8
Odom	77	2921	417	795	.525	31	113	.274	229	328	.698	197	622	819	273	222	3	75	156	72	1094	14.2
Bynum	35	1008	189	297	.636	0	0	---	82	118	.695	105	251	356	61	98	2	12	52	72	460	13.1
Fisher	82	2249	339	777	.436	112	276	.406	166	188	.883	24	146	170	239	188	0	86	90	3	956	11.7
Farmar	82	1690	291	631	.461	114	307	.371	53	78	.679	39	144	183	225	105	0	77	108	5	749	9.1
Vujacic	72	1279	219	482	.454	118	270	.437	76	91	.835	19	135	154	72	107	0	36	52	5	632	8.8
Radmanovic	65	1483	198	437	.453	95	234	.406	52	65	.800	56	159	215	123	147	1	46	73	12	543	8.4
Walton	74	1729	215	478	.450	28	84	.333	77	109	.706	85	206	291	218	133	1	60	100	18	535	7.2
Turiaf	78	1458	188	397	.474	0	1	.000	140	186	.753	95	211	306	128	199	3	28	72	108	516	6.6
Ariza†	24	431	55	105	.524	5	15	.333	41	60	.683	25	59	84	36	36	0	26	18	8	156	6.5
Brown*	23	509	53	103	.515	0	0	---	26	64	.406	31	100	131	28	58	0	16	37	19	132	5.7
Evans*	7	96	9	28	.321	1	7	.143	12	15	.800	4	5	9	12	10	0	5	0	1	31	4.4
Mihm	23	278	32	95	.337	0	0	---	18	27	.667	28	49	77	13	42	0	4	17	14	82	3.6
Crittenton*	22	171	26	53	.491	1	3	.333	19	28	.679	7	14	21	18	12	0	7	22	0	72	3.3
Cook*	6	70	4	21	.190	2	10	.200	4	4	1.00	4	6	10	3	6	0	2	4	0	14	2.3
Mbenga†	26	196	30	61	.492	0	0	---	4	10	.400	15	26	41	6	38	1	4	8	16	64	2.5
Karl	17	71	9	26	.346	4	13	.308	8	10	.800	3	11	14	9	4	0	4	5	2	30	1.8
Newble†	6	31	3	9	.333	1	2	.500	0	0	---	6	5	11	3	5	0	1	3	1	7	1.2

DATE	OPPONENT	BOX SCORE	W / L	DATE	OPPONENT	BOX SCORE	W / L
Oct. 30	Houston	L 93-95	0-1	Jan. 27	Cleveland	L 95-98	27-15
Nov. 2	@ Phoenix	W 119-98	1-1	Jan. 29	New York	W 120-109	28-15
Nov. 4	Utah	W 119-109	2-1	Jan. 31	@ Detroit	L 89-90	28-16
Nov. 6	New Orleans	L 104-118	2-2	Feb. 1	@ Toronto	W 121-101	29-16
Nov. 9	Minnesota	W 107-93	3-2	Feb. 3	@ Washington	W 103-91	30-16
Nov. 13	@ San Antonio	L 92-107	3-3	Feb. 5	@ New Jersey	W 105-90	31-16
Nov. 14	@ Houston	W 93-90	4-3	Feb. 6	@ Atlanta	L 95-98	31-17
Nov. 16	Detroit	W 103-91	5-3	Feb. 8	@ Orlando	W 117-113	32-17
Nov. 18	Chicago	W 106-78	6-3	Feb. 10	@ Miami	W 104-94	33-17
Nov. 20	@ Indiana	W 134-114	7-3	Feb. 11	@ Charlotte	W 106-97	34-17
Nov. 21	@ Milwaukee	L 103-110	7-4	Feb. 13	@ Minnesota	W 117-92	35-17
Nov. 23	@ Boston	L 94-107	7-5	Feb. 19	Atlanta	W 122-93	36-17
Nov. 25	New Jersey	L 100-102	7-6	Feb. 20	@ Phoenix	W 130-124	37-17
Nov. 27	Seattle	W 106-99	8-6	Feb. 23	@ L.A. Clippers	W 113-95	38-17
Nov. 29	Denver	W 127-99	9-6	Feb. 24	@ Seattle	W 111-91	39-17
Nov. 30	@ Utah	L 96-120	9-7	Feb. 26	Portland	W 96-83	40-17
Dec. 2	Orlando	L 97-104	9-8	Feb. 28	Miami	W 106-88	41-17
Dec. 4	@ Minnesota	W 116-95	10-8	Feb. 29	@ Portland	L 111-119	41-18
Dec. 5	@ Denver	W 111-107	11-8	Mar. 2	Dallas	W 108-104 (OT)	42-18
Dec. 9	Golden State	W 123-113	12-8	Mar. 4	@ Sacramento	W 117-105	43-18
Dec. 13	San Antonio	W 102-97	13-8	Mar. 7	L.A. Clippers	W 119-82	44-18
Dec. 14	@ Golden State	L 106-108	13-9	Mar. 9	Sacramento	L 113-114	44-19
Dec. 16	L.A. Clippers	W 113-92	14-9	Mar. 11	Toronto	W 117-108	45-19
Dec. 18	@ Chicago	W 103-91	15-9	Mar. 14	@ New Orleans	L 98-108	45-20
Dec. 20	@ Cleveland	L 90-94	15-10	Mar. 16	@ Houston	L 92-104	45-21
Dec. 21	@ Philadelphia	W 106-101	16-10	Mar. 18	@ Dallas	W 102-100	46-21
Dec. 23	@ New York	W 95-90	17-10	Mar. 20	@ Utah	W 106-95	47-21
Dec. 25	Phoenix	W 122-115	18-10	Mar. 21	Seattle	W 130-105	48-21
Dec. 28	Utah	W 123-109	19-10	Mar. 23	Golden State	L 111-115	48-22
Dec. 30	Boston	L 91-110	19-11	Mar. 24	@ Golden State	W 123-119 (OT)	49-22
Jan. 4	Philadelphia	W 124-93	20-11	Mar. 26	Charlotte	L 95-108	49-23
Jan. 6	Indiana	W 112-96	21-11	Mar. 28	Memphis	L 111-114	49-24
Jan. 8	@ Memphis	W 117-101	22-11	Mar. 30	Washington	W 126-120 (OT)	50-24
Jan. 9	@ New Orleans	W 109-80	23-11	Apr. 2	Portland	W 104-91	51-24
Jan. 11	Milwaukee	W 110-105	24-11	Apr. 4	Dallas	W 112-108	52-24
Jan. 13	Memphis	W 100-99	25-11	Apr. 6	@ Sacramento	W 114-92	53-24
Jan. 14	@ Seattle	W 123-121 (OT)	26-11	Apr. 8	@ Portland	L 103-112	53-25
Jan. 17	Phoenix	L 98-106	26-12	Apr. 10	@ L.A. Clippers	W 106-78	54-25
Jan. 21	Denver	W 116-99	27-12	Apr. 11	New Orleans	W 107-104	55-25
Jan. 23	@ San Antonio	L 91-103	27-13	Apr. 13	San Antonio	W 106-85	56-25
Jan. 25	@ Dallas	L 105-112	27-14	Apr. 15	Sacramento	W 124-101	57-25

*Did not finish season on Laker roster.
† Totals with Lakers only.

2008-09 LOS ANGELES LAKERS



65-17 - 1ST IN PACIFIC DIVISION

Head Coach: Phil Jackson
Asst. Coaches: Jim Clemons, Frank Hamblen, Kurt Rambis, Brian Shaw
Standing: Derek Fisher, Shannon Brown, Adam Morrison, Kobe Bryant, Sasha Vujacic, Jordan Farmar
Seated: Luke Walton, Josh Powell, DJ Mbenga, Pau Gasol, Andrew Bynum, Lamar Odom, Sun Yue, Trevor Ariza
Not pictured: Chris Mihm, Vladimir Radmanovic

NBA Champions

2008-09 REGULAR SEASON STATISTICS / GAME-BY-GAME RESULTS

	G	MIN	FG	FGA	PCT	3P	3A	PCT	FT	FTA	PCT	OFF	DEF	TOT	AST	PF	DQ	STL	TO	BLK	PTS	AVG
Bryant	82	2960	800	1712	.467	118	336	.351	483	564	.856	90	339	429	399	189	1	120	210	37	2201	26.8
Gasol	81	2999	592	1045	.567	1	2	.500	343	439	.781	262	518	780	284	172	0	52	157	81	1528	18.9
Bynum	50	1446	281	502	.560	0	0	---	152	215	.707	137	261	398	71	157	1	18	85	90	714	14.3
Odom	78	2316	346	703	.492	33	103	.320	160	257	.623	176	461	637	204	235	5	77	138	98	885	11.3
Fisher	82	2441	292	688	.424	120	302	.397	110	130	.846	25	163	188	261	187	0	95	72	6	814	9.9
Ariza	82	1999	274	596	.460	61	191	.319	120	169	.710	111	241	352	145	166	1	137	87	24	729	8.9
Farmar	65	1192	161	412	.391	49	146	.336	45	77	.584	22	95	117	155	105	0	57	87	10	416	6.4
Radmanovic	46	771	95	214	.444	60	136	.441	23	27	.852	18	99	117	38	51	0	28	47	7	273	5.9
Vujacic	80	1293	155	401	.387	81	223	.363	70	76	.921	19	116	135	113	154	0	77	35	7	461	5.8
Walton	65	1166	134	307	.436	17	57	.298	41	57	.719	55	125	180	177	105	1	32	69	10	326	5.0
Powell	60	703	106	239	.444	0	0	---	38	50	.760	71	105	176	27	98	0	9	51	17	250	4.2
Brown†	18	136	22	42	.524	6	9	.667	8	9	.889	3	17	20	10	9	0	4	9	2	58	3.2
Mbenga	23	181	27	57	.474	0	1	.000	7	8	.875	9	22	31	9	33	0	10	13	24	61	2.7
Mihm*	18	105	15	40	.375	0	0	---	6	7	.857	15	19	34	10	23	0	1	10	6	36	2.0
Morrison†	8	44	4	12	.333	1	4	.250	1	2	.500	2	6	8	3	4	0	0	3	0	10	1.3
Sun	10	28	3	11	.273	0	6	.000	0	0	---	0	0	0	2	10	0	1	3	1	6	0.6

DATE	OPPONENT	BOX SCORE	W / L	DATE	OPPONENT	BOX SCORE	W / L
Oct. 28	Portland	W 96-76	1-0	Jan. 22	Washington	W 117-97	34-8
Oct. 29	@ L.A. Clippers	W 117-79	2-0	Jan. 25	San Antonio	W 99-85	35-8
Nov. 1	@ Denver	W 104-97	3-0	Jan. 27	Charlotte	L 110-117 (2OT)	35-9
Nov. 5	L.A. Clippers	W 106-88	4-0	Jan. 30	@ Minnesota	W 132-119	36-9
Nov. 9	Houston	W 111-82	5-0	Jan. 31	@ Memphis	W 115-98	37-9
Nov. 11	@ Dallas	W 106-99	6-0	Feb. 2	@ New York	W 126-117	38-9
Nov. 12	@ New Orleans	W 93-86	7-0	Feb. 4	@ Toronto	W 115-107	39-9
Nov. 14	Detroit	L 95-106	7-1	Feb. 5	@ Boston	W 110-109 (OT)	40-9
Nov. 18	Chicago	W 116-109	8-1	Feb. 8	@ Cleveland	W 101-91	41-9
Nov. 20	@ Phoenix	W 105-92	9-1	Feb. 10	Oklahoma City	W 105-98	42-9
Nov. 21	Denver	W 104-90	10-1	Feb. 11	@ Utah	L 109-113	42-10
Nov. 23	Sacramento	W 118-108	11-1	Feb. 17	Atlanta	W 96-83	43-10
Nov. 25	New Jersey	W 120-93	12-1	Feb. 18	@ Golden State	W 129-121	44-10
Nov. 28	Dallas	W 114-107	13-1	Feb. 20	New Orleans	W 115-111 (OT)	45-10
Nov. 30	Toronto	W 112-99	14-1	Feb. 22	@ Minnesota	W 111-108	46-10
Dec. 2	@ Indiana	L 117-118	14-2	Feb. 22	@ Oklahoma City	W 107-93	47-10
Dec. 3	@ Philadelphia	W 114-102	15-2	Feb. 26	Phoenix	W 132-106	48-10
Dec. 5	@ Washington	W 106-104	16-2	Feb. 27	@ Denver	L 79-90	48-11
Dec. 7	Milwaukee	W 105-92	17-2	Mar. 1	@ Phoenix	L 111-118	48-12
Dec. 9	@ Sacramento	L 101-113	17-3	Mar. 3	Memphis	W 99-89	49-12
Dec. 10	Phoenix	W 115-110	18-3	Mar. 6	Minnesota	W 110-90	50-12
Dec. 12	Sacramento	W 112-103	19-3	Mar. 9	@ Portland	L 94-111	50-13
Dec. 14	Minnesota	W 98-86	20-3	Mar. 11	@ Houston	W 102-96	51-13
Dec. 16	New York	W 116-114	21-3	Mar. 12	@ San Antonio	W 102-95	52-13
Dec. 19	@ Miami	L 87-89	21-4	Mar. 15	Dallas	W 107-100	53-13
Dec. 20	@ Orlando	L 103-106	21-5	Mar. 17	Philadelphia	L 93-94	53-14
Dec. 22	@ Memphis	W 105-96	22-5	Mar. 19	Golden State	W 114-106	54-14
Dec. 23	@ New Orleans	W 100-87	23-5	Mar. 21	@ Chicago	W 117-109	55-14
Dec. 25	Boston	W 92-83	24-5	Mar. 24	@ Oklahoma City	W 107-89	56-14
Dec. 28	Golden State	W 130-113	25-5	Mar. 26	@ Detroit	W 92-77	57-14
Jan. 2	Utah	W 113-100	26-5	Mar. 27	@ New Jersey	W 103-95	58-14
Jan. 4	Portland	W 100-86	27-5	Mar. 29	@ Atlanta	L 76-86	58-15
Jan. 6	New Orleans	L 105-116	27-6	Mar. 31	@ Charlotte	L 84-94	58-16
Jan. 7	@ Golden State	W 114-106	28-6	Apr. 1	@ Milwaukee	W 104-98	59-16
Jan. 9	Indiana	W 121-119	29-6	Apr. 3	Houston	W 93-81	60-16
Jan. 11	Miami	W 108-105	30-6	Apr. 5	L.A. Clippers	W 88-85	61-16
Jan. 13	@ Houston	W 105-100	31-6	Apr. 7	@ Sacramento	W 122-104	62-16
Jan. 14	@ San Antonio	L 111-112	31-7	Apr. 9	Denver	W 116-102	63-16
Jan. 16	Orlando	L 103-109	31-8	Apr. 10	@ Portland	L 98-106	63-17
Jan. 19	Cleveland	W 105-88	32-8	Apr. 12	Memphis	W 92-75	64-17
Jan. 21	@ L.A. Clippers	W 108-97	33-8	Apr. 14	Utah	W 125-112	65-17

* Did not finish season on Laker roster;
† Totals with Lakers only



57-25 - 1ST IN PACIFIC DIVISION

Head Coach: Phil Jackson
Asst. Coaches: Jim Cleamons, Frank Hamblen, Brian Shaw
Standing: Derek Fisher, Shannon Brown, Adam Morrison, Kobe Bryant, Sasha Vujacic, Jordan Farmar
Seated: Luke Walton, Josh Powell, DJ Mbenga, Pau Gasol, Andrew Bynum, Lamar Odom, Metta World Peace

NBA Champions



2009-2010 REGULAR SEASON STATISTICS / GAME-BY-GAME RESULTS

	G	MIN	FG	FGA	PCT	3P	3A	PCT	FT	FTA	PCT	OFF	DEF	TOT	AST	PF	DQ	STL	TO	BLK	PTS	AVG
Bryant	73	2835	716	1569	.456	99	301	.329	439	541	.811	78	313	391	365	187	0	113	233	20	1970	27.0
Gasol	65	2403	452	844	.536	0	5	.000	286	362	.790	243	491	734	218	152	0	37	143	113	1190	18.3
Bynum	65	1977	392	688	.570	0	1	.000	193	261	.739	177	364	541	68	193	2	35	115	94	977	15.0
World Peace	77	2605	306	740	.414	105	296	.355	128	186	.688	99	232	331	234	165	1	106	121	21	845	11.0
Odom	82	2585	342	739	.463	58	182	.319	140	202	.693	184	618	802	267	227	1	75	150	59	882	10.8
Brown	82	1700	253	592	.427	62	189	.328	99	121	.818	30	153	183	108	129	0	57	67	31	667	8.1
Fisher	82	2227	212	558	.380	78	224	.348	113	132	.856	25	145	170	201	202	1	90	78	9	615	7.5
Farmar	82	1474	224	515	.435	86	229	.376	57	85	.671	14	117	131	127	109	0	52	72	11	591	7.2
Vujacic	67	575	66	164	.402	25	81	.309	28	33	.848	25	54	79	41	67	0	20	17	4	185	2.8
Powell	63	581	71	194	.366	7	16	.438	20	31	.645	44	72	116	35	71	0	9	33	6	169	2.7
Morrison	31	241	32	85	.376	5	21	.238	5	8	.625	10	22	32	18	17	0	3	10	2	74	2.4
Walton	29	272	30	84	.357	7	17	.412	2	4	.500	12	26	38	40	19	0	10	12	1	69	2.4
Mbenga	49	355	48	103	.466	0	0	---	9	19	.474	32	55	87	8	54	0	5	15	29	105	2.1

DATE	OPPONENT	BOX SCORE	W / L	DATE	OPPONENT	BOX SCORE	W / L
Oct. 27	L.A. Clippers	W 99-92	1-0	Jan. 21	@ Cleveland	L 87-93	32-10
Oct. 30	Dallas	L 80-94	1-1	Jan. 22	@ New York	W 115-105	33-10
Nov. 1	Atlanta	W 118-110	2-1	Jan. 24	@ Toronto	L 105-106	33-11
Nov. 3	@ Oklahoma City	W 101-98 (OT)	3-1	Jan. 26	@ Washington	W 115-103	34-11
Nov. 4	@ Houston	W 103-102 (OT)	4-1	Jan. 27	@ Indiana	W 118-96	35-11
Nov. 6	Memphis	W 114-98	5-1	Jan. 29	@ Philadelphia	W 99-91	36-11
Nov. 8	New Orleans	W 104-88	6-1	Jan. 31	@ Boston	W 90-89	37-11
Nov. 12	Phoenix	W 121-102	7-1	Feb. 1	@ Memphis	L 93-95	37-12
Nov. 13	@ Denver	L 79-105	7-2	Feb. 3	Charlotte	W 99-97	38-12
Nov. 15	Houston	L 91-101	7-3	Feb. 5	Denver	L 113-126	38-13
Nov. 17	Detroit	W 106-93	8-3	Feb. 6	@ Portland	W 99-82	39-13
Nov. 19	Chicago	W 108-93	9-3	Feb. 8	San Antonio	W 101-89	40-13
Nov. 22	Oklahoma City	W 101-85	10-3	Feb. 10	@ Utah	W 96-81	41-13
Nov. 24	New York	W 100-90	11-3	Feb. 16	Golden State	W 104-94	42-13
Nov. 28	@ Golden State	W 130-97	12-3	Feb. 18	Boston	L 86-87	42-14
Nov. 29	New Jersey	W 106-87	13-3	Feb. 23	@ Memphis	W 99-98	43-14
Dec. 1	New Orleans	W 110-99	14-3	Feb. 24	@ Dallas	L 96-101	43-15
Dec. 4	Miami	W 108-107	15-3	Feb. 26	Philadelphia	W 99-90	44-15
Dec. 6	Phoenix	W 108-88	16-3	Feb. 28	Denver	W 95-89	45-15
Dec. 9	Utah	W 101-77	17-3	Mar. 2	Indiana	W 122-99	46-15
Dec. 11	Minnesota	W 104-92	18-3	Mar. 4	@ Miami	L 111-114 (OT)	46-16
Dec. 12	@ Utah	L 94-102	18-4	Mar. 5	@ Charlotte	L 83-98	46-17
Dec. 15	@ Chicago	W 96-87	19-4	Mar. 7	@ Orlando	L 94-96	46-18
Dec. 16	@ Milwaukee	W 107-106 (OT)	20-4	Mar. 9	Toronto	W 109-107	47-18
Dec. 19	@ New Jersey	W 103-84	21-4	Mar. 12	@ Phoenix	W 102-96	48-18
Dec. 20	@ Detroit	W 93-81	22-4	Mar. 15	@ Golden State	W 124-121	49-18
Dec. 22	Oklahoma City	W 111-108	23-4	Mar. 16	@ Sacramento	W 106-99	50-18
Dec. 25	Cleveland	L 87-102	23-5	Mar. 19	Minnesota	W 104-96	51-18
Dec. 26	@ Sacramento	W 112-103 (2OT)	24-5	Mar. 21	Washington	W 99-92	52-18
Dec. 28	@ Phoenix	L 103-118	24-6	Mar. 24	@ San Antonio	W 92-83	53-18
Dec. 29	Golden State	W 124-118	25-6	Mar. 26	@ Oklahoma City	L 75-91	53-19
Jan. 1	Sacramento	W 109-108	26-6	Mar. 27	@ Houston	W 109-101	54-19
Jan. 3	Dallas	W 131-96	27-6	Mar. 29	@ New Orleans	L 100-108	54-20
Jan. 5	Houston	W 88-79	28-6	Mar. 31	@ Atlanta	L 92-109	54-21
Jan. 6	@ L.A. Clippers	L 91-102	28-7	Apr. 2	Utah	W 106-92	55-21
Jan. 8	@ Portland	L 98-107	28-8	Apr. 4	San Antonio	L 81-100	55-22
Jan. 10	Milwaukee	W 95-77	29-8	Apr. 8	@ Denver	L 96-98	55-23
Jan. 12	@ San Antonio	L 85-105	29-9	Apr. 9	@ Minnesota	W 97-88	56-23
Jan. 13	@ Dallas	W 100-95	30-9	Apr. 11	Portland	L 88-91	56-24
Jan. 15	L.A. Clippers	W 126-86	31-9	Apr. 13	Sacramento	W 106-100	57-24
Jan. 18	Orlando	W 98-92	32-9	Apr. 14	@ L.A. Clippers	L 91-107	57-25

2010-11 LOS ANGELES LAKERS



57-25 - 1ST IN PACIFIC DIVISION

Head Coach: Phil Jackson
Asst. Coaches: Jim Cleamons, Frank Hamblen, Chuck Person, Brian Shaw
Standing: Steve Blake, Shannon Brown, Luke Walton, Matt Barnes, Kobe Bryant, Derek Fisher
Seated: Devin Ebanks, Joe Smith, Lamar Odom, Pau Gasol, Andrew Bynum, Theo Ratliff, Derrick Caracter, Metta World Peace
Not pictured: Trey Johnson, Sasha Vujacic

2010-11 REGULAR SEASON STATISTICS / GAME-BY-GAME RESULTS

	G	MIN	FG	FGA	PCT	3P	3A	PCT	FT	FTA	PCT	OFF	DEF	TOT	AST	PF	DQ	STL	TO	BLK	PTS	AVG
Bryant	82	2779	740	1639	.451	115	356	.323	483	583	.828	83	336	419	388	172	0	99	243	12	2078	25.3
Gasol	82	3037	593	1120	.529	1	3	.333	354	430	.823	268	568	836	273	203	2	48	142	130	1541	18.8
Odom	82	2639	473	893	.530	68	178	.382	166	246	.675	175	535	710	249	200	1	47	139	61	1180	14.4
Bynum	54	1500	237	413	.574	0	0	---	138	209	.660	170	338	508	73	140	1	19	74	106	612	11.3
Brown	82	1568	273	643	.425	74	212	.349	92	101	.911	35	122	157	96	124	0	67	75	16	712	8.7
World Peace	82	2410	261	658	.397	83	233	.356	92	136	.676	100	167	267	175	181	1	124	90	36	697	8.5
Fisher	82	2297	206	529	.389	63	159	.396	83	103	.806	14	138	152	224	192	0	99	70	8	558	6.8
Barnes	53	1020	131	279	.470	34	107	.318	60	77	.779	73	155	228	71	127	0	39	58	22	356	6.7
Johnson†	1	13	2	3	.667	0	0	---	2	2	1.00	0	0	0	0	1	0	0	0	0	6	6.0
Blake	79	1581	110	306	.359	73	193	.378	26	30	.867	19	137	156	170	99	0	40	73	3	319	4.0
Ebanks	20	118	21	51	.412	2	5	.400	18	23	.783	15	12	27	2	7	0	4	6	5	62	3.1
Caracter	41	215	32	66	.485	0	0	---	17	23	.739	19	24	43	7	47	1	4	19	10	81	2.0
Vujacic*	11	54	8	23	.348	3	7	.429	1	2	.500	1	3	4	5	7	0	1	5	0	20	1.8
Walton	54	484	38	116	.328	8	34	.235	7	10	.700	9	58	67	62	38	0	9	31	4	91	1.7
Smith†	12	44	2	12	.167	0	0	---	2	2	1.00	2	16	18	3	10	0	0	3	4	6	0.5
Ratliff	10	71	1	6	.167	0	0	---	0	2	.000	6	7	13	3	7	0	2	3	5	2	0.2

DATE	OPPONENT	BOX SCORE	W / L	DATE	OPPONENT	BOX SCORE	W / L
Oct. 26	Houston	W 112-110	1-0	Jan. 16	@ L.A. Clippers	L 92-99	30-12
Oct. 29	@ Phoenix	W 114-106	2-0	Jan. 17	Oklahoma City	W 101-94	31-12
Oct. 31	Golden State	W 107-83	3-0	Jan. 19	@ Dallas	L 100-109	31-13
Nov. 2	Memphis	W 124-105	4-0	Jan. 21	@ Denver	W 107-97	32-13
Nov. 3	@ Sacramento	W 112-100	5-0	Jan. 25	Utah	W 120-91	33-13
Nov. 5	Toronto	W 108-103	6-0	Jan. 28	Sacramento	L 95-100	33-14
Nov. 7	Portland	W 121-96	7-0	Jan. 30	Boston	L 96-109	33-15
Nov. 9	Minnesota	W 99-94	8-0	Feb. 1	Houston	W 114-106 (OT)	34-15
Nov. 11	@ Denver	L 112-118	8-1	Feb. 3	San Antonio	L 88-89	34-16
Nov. 14	Phoenix	L 116-121	8-2	Feb. 5	@ New Orleans	W 101-95	35-16
Nov. 16	@ Milwaukee	W 118-107	9-2	Feb. 7	@ Memphis	W 93-84	36-16
Nov. 17	Detroit	W 103-90	10-2	Feb. 10	@ Boston	W 92-86	37-16
Nov. 19	@ Minnesota	W 112-95	11-2	Feb. 11	@ New York	W 113-96	38-16
Nov. 21	Golden State	W 117-89	12-2	Feb. 13	@ Orlando	L 75-89	38-17
Nov. 23	Chicago	W 98-91	13-2	Feb. 14	@ Charlotte	L 89-109	38-18
Nov. 26	@ Utah	L 96-102	13-3	Feb. 16	@ Cleveland	L 99-104	38-19
Nov. 28	Indiana	L 92-95	13-4	Feb. 22	Atlanta	W 104-80	39-19
Nov. 30	@ Memphis	L 96-98	13-5	Feb. 23	@ Portland	W 106-101 (OT)	40-19
Dec. 1	@ Houston	L 99-109	13-6	Feb. 25	L.A. Clippers	W 108-95	41-19
Dec. 3	Sacramento	W 113-80	14-6	Feb. 27	@ Oklahoma City	W 90-87	42-19
Dec. 7	Washington	W 115-108	15-6	Mar. 1	@ Minnesota	W 90-79	43-19
Dec. 8	@ L.A. Clippers	W 87-86	16-6	Mar. 4	Charlotte	W 92-84	44-19
Dec. 10	@ Chicago	L 84-88	16-7	Mar. 6	@ San Antonio	W 99-83	45-19
Dec. 12	@ New Jersey	W 99-92	17-7	Mar. 8	@ Atlanta	W 101-87	46-19
Dec. 14	@ Washington	W 103-89	18-7	Mar. 10	@ Miami	L 88-94	46-20
Dec. 15	@ Indiana	W 109-94	19-7	Mar. 12	@ Dallas	W 96-91	47-20
Dec. 17	@ Philadelphia	W 93-81	20-7	Mar. 14	Orlando	W 97-84	48-20
Dec. 19	@ Toronto	W 120-110	21-7	Mar. 18	Minnesota	W 106-98	49-20
Dec. 21	Milwaukee	L 79-98	21-8	Mar. 20	Portland	W 84-80	50-20
Dec. 25	Miami	L 80-96	21-9	Mar. 22	Phoenix	W 139-137 (3OT)	51-20
Dec. 28	@ San Antonio	L 82-97	21-10	Mar. 25	L.A. Clippers	W 112-104	52-20
Dec. 29	@ New Orleans	W 103-88	22-10	Mar. 27	New Orleans	W 102-84	53-20
Dec. 31	Philadelphia	W 102-98	23-10	Mar. 31	Dallas	W 110-82	54-20
Jan. 2	Memphis	L 85-104	23-11	Apr. 1	@ Utah	W 96-85	55-20
Jan. 4	Detroit	W 108-83	24-11	Apr. 3	Denver	L 90-95	55-21
Jan. 5	@ Phoenix	W 99-95	25-11	Apr. 5	Utah	L 85-86	55-22
Jan. 7	New Orleans	W 101-97	26-11	Apr. 6	@ Golden State	L 87-95	55-23
Jan. 9	New York	W 109-87	27-11	Apr. 8	@ Portland	L 86-93	55-24
Jan. 11	Cleveland	W 112-57	28-11	Apr. 10	Oklahoma City	L 106-120	55-25
Jan. 12	@ Golden State	W 115-110	29-11	Apr. 12	San Antonio	W 102-93	56-25
Jan. 14	New Jersey	W 100-88	30-11	Apr. 13	@ Sacramento	W 116-108 (OT)	57-25

* Did not finish season on Laker roster;
† Totals with Lakers only



41-25 - 1ST IN PACIFIC DIVISION

Head Coach: Mike Brown
Asst. Coaches: Darvin Ham, John Kuester, Chuck Person, Quin Snyder
Standing: Steve Blake, Darius Morris, Metta World Peace, Kobe Bryant, Ramon Sessions, Andrew Goudelock
Seated: Matt Barnes, Jordan Hill, Troy Murphy, Pau Gasol, Andrew Bynum, Josh McRoberts, Devin Ebanks, Christian Eyenga



2011-2012 REGULAR SEASON STATISTICS / GAME-BY-GAME RESULTS

	G	MIN	FG	FGA	PCT	3P	3A	PCT	FT	FTA	PCT	OFF	DEF	TOT	AST	PF	DQ	STL	TO	BLK	PTS	AVG
Bryant	58	2232	574	1336	.430	87	287	.303	381	451	.845	66	247	313	264	105	0	69	204	18	1616	27.9
Bynum	60	2112	444	796	.558	1	5	.200	234	338	.692	192	517	709	85	104	0	27	152	116	1123	18.7
Gasol	65	2430	459	917	.501	7	27	.259	204	261	.782	183	495	678	238	127	0	37	142	88	1129	17.4
Sessions†	23	701	101	211	.479	17	35	.486	72	101	.713	14	73	87	142	37	0	17	59	2	291	12.7
Barnes	63	1440	175	387	.452	46	138	.333	95	128	.742	97	247	344	126	152	2	35	73	48	491	7.8
World Peace	64	1720	183	465	.394	56	189	.296	71	115	.617	71	147	218	140	137	1	69	69	27	493	7.7
Fisher*	43	1101	92	240	.383	24	74	.324	44	53	.830	10	82	92	142	85	1	40	58	3	252	5.9
Blake	53	1237	101	268	.377	53	158	.335	21	27	.778	9	76	85	174	75	0	39	72	2	276	5.2
Hill†	7	82	14	30	.467	0	---	---	5	8	.625	14	17	31	2	11	0	5	7	6	33	4.7
Goudelock	40	419	68	174	.391	28	75	.373	11	12	.917	5	26	31	20	32	0	4	21	0	175	4.4
Ebanks	24	396	37	89	.416	0	9	.000	23	35	.657	26	28	54	12	26	0	11	18	6	97	4.0
Murphy	59	956	77	171	.450	28	67	.418	6	9	.667	40	151	191	51	98	1	15	26	16	188	3.2
McRoberts	50	718	56	118	.475	3	7	.429	23	36	.639	61	110	171	51	74	0	15	31	18	138	2.8
Eyenga†	1	19	3	6	.500	0	1	.000	2	2	1.00	1	1	2	1	0	0	0	1	1	8	8.0
Morris	19	169	18	42	.429	4	9	.444	6	9	.667	2	14	16	21	16	0	2	19	0	46	2.4
Kapono*	27	269	21	55	.382	8	27	.296	4	4	1.00	2	12	14	11	21	0	3	6	0	54	2.0
Walton*	9	65	6	14	.429	0	4	.000	0	0	---	6	8	14	5	9	0	2	2	0	12	1.3

DATE	OPPONENT	BOX SCORE	W / L	DATE	OPPONENT	BOX SCORE	W / L
Dec. 25	@ Chicago	L 87-88	0-1	Mar. 13	@ Memphis	W 116-111 (2OT)	26-16
Dec. 26	@ Sacramento	L 91-100	0-2	Mar. 14	@ New Orleans	W 107-101 (OT)	27-16
Dec. 27	Utah	W 96-71	1-2	Mar. 16	Minnesota	W 97-92	28-16
Dec. 29	New York	W 99-82	2-2	Mar. 18	Utah	L 99-103	28-17
Dec. 31	Denver	W 92-89	3-2	Mar. 20	@ Houston	L 104-107	28-18
Jan. 1	@ Denver	L 90-99	3-3	Mar. 21	@ Dallas	W 109-93	29-18
Jan. 3	Houston	W 108-99	4-3	Mar. 23	Portland	W 103-96	30-18
Jan. 5	@ Portland	L 96-107	4-4	Mar. 25	Memphis	L 96-102	30-19
Jan. 6	Golden State	W 97-90	5-4	Mar. 27	@ Golden State	W 104-101	31-19
Jan. 8	Memphis	W 90-82	6-4	Mar. 29	Oklahoma City	L 93-102	31-20
Jan. 10	Phoenix	W 99-83	7-4	Mar. 31	New Orleans	W 88-85	32-20
Jan. 11	@ Utah	W 90-87 (OT)	8-4	Apr. 1	Golden State	W 120-112	33-20
Jan. 13	Cleveland	W 97-92	9-4	Apr. 3	New Jersey	W 91-87	34-20
Jan. 14	@ L.A. Clippers	L 94-102	9-5	Apr. 4	@ L.A. Clippers	W 113-108	35-20
Jan. 16	Dallas	W 73-70	10-5	Apr. 6	Houston	L 107-112	35-21
Jan. 18	@ Miami	W 87-98	10-6	Apr. 7	@ Phoenix	L 105-125	35-22
Jan. 20	@ Orlando	L 80-92	10-7	Apr. 9	@ New Orleans	W 93-91	36-22
Jan. 22	Indiana	L 96-98	10-8	Apr. 11	@ San Antonio	W 98-84	37-22
Jan. 25	L.A. Clippers	W 96-91	11-8	Apr. 13	Denver	W 103-97	38-22
Jan. 28	@ Milwaukee	L 89-100	11-9	Apr. 15	Dallas	W 112-108 (OT)	39-22
Jan. 29	@ Minnesota	W 106-101	12-9	Apr. 17	San Antonio	L 91-112	39-23
Jan. 31	Charlotte	W 106-73	13-9	Apr. 18	@ Golden State	W 99- 87	40-23
Feb. 3	@ Denver	W 93-89	14-9	Apr. 20	@ San Antonio	L 97-121	40-24
Feb. 4	@ Utah	L 87-96	14-10	Apr. 22	Oklahoma City	W 114-106 (2OT)	41-24
Feb. 6	@ Philadelphia	L 90-95	14-11	Apr. 26	@ Sacramento	L 96-113	41-25
Feb. 9	@ Boston	W 88-87 (OT)	15-11				
Feb. 10	@ New York	L 85-92	15-12				
Feb. 12	@ Toronto	W 94-92	16-12				
Feb. 14	Atlanta	W 86-78	17-12				
Feb. 17	Phoenix	W 111-99	18-12				
Feb. 19	@ Phoenix	L 90-102	18-13				
Feb. 20	Portland	W 103-92	19-13				
Feb. 22	@ Dallas	W 96-91	20-13				
Feb. 23	@ Oklahoma City	L 85-100	20-14				
Feb. 29	Minnesota	W 104-85	21-14				
Mar. 2	Sacramento	W 115-107	22-14				
Mar. 4	Miami	W 93-83	23-14				
Mar. 6	@ Detroit	L 85-88 (OT)	23-15				
Mar. 7	@ Washington	L 101-106	23-16				
Mar. 9	@ Minnesota	W 105-102	24-16				
Mar. 11	Boston	W 97-94	25-16				

*Did not finish season on Laker roster.
† Totals with Lakers only.

2012-13 LOS ANGELES LAKERS



45-37 - 3RD IN PACIFIC DIVISION

Head Coach: Mike D'Antoni
Asst. Coaches: Bernie Bickerstaff, Steve Clifford, Darvin Ham, Eddie Jordan, Chuck Person, Dan D'Antoni
Standing: Steve Blake, Jodie Meeks, Darius Morris, Chris Duhon, Steve Nash
Seated: Kobe Bryant, Antawn Jamison, Earl Clark, Dwight Howard, Pau Gasol, Robert Sacre, Jordan Hill, Devin Ebanks, Metta World Peace
Not pictured: Andrew Goudelock

2012-13 REGULAR SEASON STATISTICS / GAME-BY-GAME RESULTS

	G	MIN	FG	FGA	PCT	3P	3A	PCT	FT	FTA	PCT	OFF	DEF	TOT	AST	PF	DQ	STL	TO	BLK	PTS	AVG
Bryant	78	3013	738	1595	.463	132	407	.324	525	626	.839	66	367	433	469	173	0	106	287	25	2133	27.3
Howard	46	2722	470	813	.578	1	6	.167	355	721	.492	251	694	945	108	291	5	84	225	186	1296	17.1
Gasol	79	1655	270	579	.466	8	28	.286	125	178	.702	111	310	421	200	93	0	24	104	61	673	13.7
Nash	50	1627	236	475	.497	57	130	.438	107	116	.922	26	116	142	333	70	0	30	126	5	636	12.7
World Peace	75	2530	332	824	.403	141	412	.342	124	169	.734	101	271	372	112	198	4	122	98	42	929	12.4
Jamison	76	1636	267	575	.464	84	233	.361	94	136	.691	109	253	362	50	124	1	30	53	22	712	9.4
Meeks	78	1663	205	530	.387	122	342	.357	86	96	.896	37	134	171	69	103	0	58	52	5	618	7.9
Blake	45	1175	114	270	.422	72	171	.421	27	35	.771	21	111	132	173	83	2	34	62	6	327	7.3
Clark	59	1363	170	386	.440	35	104	.337	53	76	.697	82	243	325	65	102	0	36	62	44	428	7.3
Hill	29	458	77	155	.497	0	2	.000	40	61	.656	82	84	166	13	55	0	8	26	19	194	6.7
Morris	48	683	73	188	.388	24	66	.364	24	37	.649	24	33	57	76	58	0	21	45	2	194	4.0
Ebanks	19	197	24	73	.329	6	22	.273	11	14	.786	10	31	41	10	23	0	3	11	1	65	3.4
Duhon	46	820	47	123	.382	33	91	.363	6	13	.462	11	57	68	133	56	0	20	40	1	133	2.9
Sacre	32	203	18	48	.375	0	0	---	7	11	.636	9	25	34	6	38	1	0	10	10	43	1.3
Goudelock	1	6	0	2	.000	0	0	---	0	0	---	1	0	1	0	0	0	0	0	0	0	0.0
Johnson-Odom*	4	6	0	4	.000	0	1	.000	0	0	---	1	3	4	1	0	0	0	0	0	0	0.0

DATE	OPPONENT	BOX SCORE	W / L	DATE	OPPONENT	BOX SCORE	W / L
Oct. 30	@ Dallas	L 91-99	0-1	Jan. 23	@ Memphis	L 93-106	17-25
Oct. 31	@ Portland	L 106-116	0-2	Jan. 25	Utah	W 102-84	18-25
Nov. 2	L.A. Clippers	L 95-105	0-3	Jan. 27	Oklahoma City	W 105-96	19-25
Nov. 4	Detroit	W 108-79	1-3	Jan. 29	New Orleans	W 111-106	20-25
Nov. 7	@ Utah	L 86-95	1-4	Jan. 30	@ Phoenix	L 86-92	20-26
Nov. 9	Golden State	W 101-77	2-4	Feb. 1	@ Minnesota	W 111-100	21-26
Nov. 11	Sacramento	W 103-90	3-4	Feb. 3	@ Detroit	W 98-97	22-26
Nov. 13	San Antonio	L 82-84	3-5	Feb. 5	@ Brooklyn	W 92-83	23-26
Nov. 16	Phoenix	W 114-102	4-5	Feb. 7	@ Boston	L 95-116	23-27
Nov. 18	Houston	W 119-108	5-5	Feb. 8	@ Charlotte	W 100-93	24-27
Nov. 20	Brooklyn	W 95-90	6-5	Feb. 10	@ Miami	L 97-107	24-28
Nov. 21	@ Sacramento	L 97-113	6-6	Feb. 12	Phoenix	W 91-85	25-28
Nov. 23	@ Memphis	L 98-106	6-7	Feb. 14	L.A. Clippers	L 101-125	25-29
Nov. 24	@ Dallas	W 115-89	7-7	Feb. 20	Boston	W 113-99	26-29
Nov. 27	Indiana	L 77-79	7-8	Feb. 22	Portland	W 111-107	27-29
Nov. 30	Denver	W 122-103	8-8	Feb. 24	@ Dallas	W 103-99	28-29
Dec. 2	Orlando	L 103-113	8-9	Feb. 25	@ Denver	L 108-119	28-30
Dec. 4	@ Houston	L 105-107	8-10	Feb. 28	Minnesota	W 116-94	29-30
Dec. 5	@ New Orleans	W 103-87	9-10	Mar. 3	Atlanta	W 99-98	30-30
Dec. 7	@ Oklahoma City	L 108-114	9-11	Mar. 5	@ Oklahoma City	L 105-122	30-31
Dec. 9	Utah	L 110-117	9-12	Mar. 6	@ New Orleans	W 108-102	31-31
Dec. 11	@ Cleveland	L 94-100	9-13	Mar. 8	Toronto	W 118-116 (OT)	32-31
Dec. 13	@ New York	L 107-116	9-14	Mar. 10	Chicago	W 90-81	33-31
Dec. 14	@ Washington	W 102-96	10-14	Mar. 12	@ Atlanta	W 106-97	34-31
Dec. 16	@ Philadelphia	W 111-98	11-14	Mar. 13	@ Orlando	L 92-96	34-32
Dec. 18	Charlotte	W 101-100	12-14	Mar. 15	@ Indiana	W 99-93	35-32
Dec. 22	@ Golden State	W 118-115 (OT)	13-14	Mar. 17	Sacramento	W 113-102	36-32
Dec. 25	New York	W 100-94	14-14	Mar. 18	@ Phoenix	L 76-99	36-33
Dec. 26	@ Denver	L 114-126	14-15	Mar. 22	Washington	L 100-103	36-34
Dec. 28	Portland	W 104-87	15-15	Mar. 25	@ Golden State	L 103-109	36-35
Jan. 1	Philadelphia	L 99-103	15-16	Mar. 27	@ Minnesota	W 120-117	37-35
Jan. 4	@ L.A. Clippers	L 102-107	15-17	Mar. 28	@ Milwaukee	L 103-113	37-36
Jan. 6	Denver	L 105-112	15-18	Mar. 30	@ Sacramento	W 103-98	38-36
Jan. 8	@ Houston	L 112-125	15-19	Apr. 2	Dallas	W 101-81	39-36
Jan. 9	@ San Antonio	L 105-108	15-20	Apr. 5	Memphis	W 86-84	40-36
Jan. 11	Oklahoma City	L 101-116	15-21	Apr. 7	@ L.A. Clippers	L 95-109	40-37
Jan. 13	Cleveland	W 113-93	16-21	Apr. 9	New Orleans	W 104-96	41-37
Jan. 15	Milwaukee	W 104-88	17-21	Apr. 10	@ Portland	W 113-106	42-37
Jan. 17	Miami	L 90-99	17-22	Apr. 12	Golden State	W 118-116	43-37
Jan. 20	@ Toronto	L 103-108	17-23	Apr. 14	San Antonio	W 91-86	44-37
Jan. 21	@ Chicago	L 83-95	17-24	Apr. 17	Houston	W 99-95 (OT)	45-37



27-55 - 5TH IN PACIFIC DIVISION

Head Coach: Mike D'Antoni
Asst. Coaches: Dan D'Antoni, Johnny Davis, Kurt Rambis, Larry Lewis, Mark Madsen
Standing: Jordan Farmar, MarShon Brooks, Kendall Marshall, Jodie Meeks, Steve Nash
Seated: Kobe Bryant, Wesley Johnson, Ryan Kelly, Chris Kaman, Pau Gasol, Robert Sacre, Kent Bazemore, Nick Young, Xavier Henry
Not pictured: Jordan Hill



2013-14 REGULAR SEASON STATISTICS / GAME-BY-GAME RESULTS

	G	MIN	FG	FGA	PCT	3P	3A	PCT	FT	FTA	PCT	OFF	DEF	TOT	AST	PF	DO	STL	TO	BLK	PTS	AVG
Young	64	1810	387	889	.435	135	350	.386	235	285	.825	29	137	166	95	156	2	46	95	12	1144	17.9
Gasol	60	1884	425	885	.480	4	14	.286	187	254	.736	124	456	580	201	124	0	27	141	92	1041	17.4
Meeks	77	2556	413	892	.463	162	404	.401	221	258	.857	30	164	194	138	119	0	111	111	4	1209	15.7
Bryant	6	177	31	73	.425	3	16	.188	18	21	.857	2	24	26	38	9	0	7	34	1	83	13.8
Bazemore†	23	643	111	246	.451	33	89	.371	47	73	.644	5	72	77	71	60	0	31	51	7	302	13.1
Kaman	39	736	176	346	.509	0	3	.000	52	68	.765	54	175	229	58	93	1	11	74	40	404	10.4
Farmar	41	912	151	364	.415	70	160	.438	44	59	.746	20	84	104	199	65	0	38	95	8	416	10.1
Henry	43	908	144	345	.417	28	81	.346	116	177	.655	25	89	114	51	79	0	44	57	7	432	10.0
Hill	72	1500	286	521	.549	0	1	.000	124	181	.685	194	341	535	54	172	2	29	75	64	696	9.7
Blake*	27	891	88	233	.378	52	131	.397	28	35	.800	8	95	103	205	49	0	34	71	2	256	9.5
Johnson	79	2240	277	651	.426	100	271	.369	61	77	.792	70	278	348	124	207	1	86	90	77	715	9.1
M. Harris*	9	180	28	70	.400	7	20	.350	10	12	.833	7	27	34	11	10	0	4	9	1	73	8.1
Kelly	59	1312	157	371	.423	48	142	.338	110	135	.815	42	177	219	95	147	0	32	47	45	472	8.0
Marshall	54	1564	170	419	.406	71	178	.399	19	36	.528	15	140	155	477	76	0	48	150	4	430	8.0
Nash	15	313	36	94	.383	8	24	.333	22	24	.917	4	25	29	86	18	0	7	31	2	102	6.8
Brooks†	18	228	43	88	.489	11	19	.579	18	26	.692	8	22	30	21	16	0	12	17	3	115	6.4
Williams*	36	751	73	192	.380	42	129	.326	14	20	.700	25	142	167	30	93	2	19	21	30	202	5.6
Sacre	65	1089	143	300	.477	0	0	---	64	94	.681	82	172	254	51	134	2	24	44	47	350	5.4
E. Harris*	2	11	0	1	.000	0	0	---	0	0	---	1	0	1	1	0	0	1	0	0	0	0.0

DATE	OPPONENT	BOX SCORE	W / L	DATE	OPPONENT	BOX SCORE	W / L
Oct. 29	L.A. Clippers	W 116-103	1-0	Jan. 20	@ Chicago	L 100-102 (OT)	16-26
Oct. 30	@ Golden State	L 94-125	1-1	Jan. 23	@ Miami	L 102-109	16-27
Nov. 1	San Antonio	L 85-91	1-2	Jan. 24	@ Orlando	L 105-114	16-28
Nov. 3	Atlanta	W 105-103	2-2	Jan. 26	@ New York	L 103-110	16-29
Nov. 5	@ Dallas	L 104-123	2-3	Jan. 28	Indiana	L 92-104	16-30
Nov. 7	@ Houston	W 99-98	3-3	Jan. 31	Charlotte	L 100-110	16-31
Nov. 8	@ New Orleans	L 85-96	3-4	Feb. 4	@ Minnesota	L 99-109	16-32
Nov. 10	Minnesota	L 90-113	3-5	Feb. 5	@ Cleveland	W 119-108	17-32
Nov. 12	New Orleans	W 116-95	4-5	Feb. 7	@ Philadelphia	W 112-98	18-32
Nov. 13	@ Denver	L 99-111	4-6	Feb. 9	Chicago	L 86-92	18-33
Nov. 15	Memphis	L 86-89	4-7	Feb. 11	Utah	L 79-96	18-34
Nov. 17	Detroit	W 114-99	5-7	Feb. 13	Oklahoma City	L 103-107	18-35
Nov. 22	Golden State	W 102-95	6-7	Feb. 19	Houston	L 108-134	18-36
Nov. 24	Sacramento	W 100-86	7-7	Feb. 21	Boston	W 101-92	19-36
Nov. 26	@ Washington	L 111-116	7-8	Feb. 23	@ Indiana	L 102-108	19-37
Nov. 27	@ Brooklyn	W 99-94	8-8	Feb. 25	@ Indiana	L 98-118	19-38
Nov. 29	@ Detroit	W 106-102	9-8	Feb. 26	@ Memphis	L 103-108	19-39
Dec. 1	Portland	L 108-114	9-9	Feb. 28	Sacramento	W 126-122	20-39
Dec. 6	@ Sacramento	W 106-100	10-9	Mar. 3	@ Portland	W 107-106	21-39
Dec. 8	Toronto	L 94-106	10-10	Mar. 4	New Orleans	L 125-132	21-40
Dec. 10	Phoenix	L 108-114	10-11	Mar. 6	L.A. Clippers	L 94-142	21-41
Dec. 13	@ Oklahoma City	L 97-122	10-12	Mar. 7	@ Denver	L 126-134	21-42
Dec. 14	@ Charlotte	W 88-85	11-12	Mar. 9	Oklahoma City	W 114-110	22-42
Dec. 16	@ Atlanta	L 100-114	11-13	Mar. 13	@ Oklahoma City	L 102-131	22-43
Dec. 17	@ Memphis	W 96-92	12-13	Mar. 14	@ San Antonio	L 85-119	22-44
Dec. 20	Minnesota	W 104-91	13-13	Mar. 19	San Antonio	L 109-125	22-45
Dec. 21	@ Golden State	L 83-102	13-14	Mar. 21	Washington	L 107-117	22-46
Dec. 23	@ Phoenix	L 90-117	13-15	Mar. 23	Orlando	W 103-94	23-46
Dec. 25	Miami	L 95-101	13-16	Mar. 25	New York	W 127-96	24-46
Dec. 27	@ Utah	L 103-105	13-17	Mar. 27	@ Milwaukee	L 105-108	24-47
Dec. 29	Philadelphia	L 104-111	13-18	Mar. 28	@ Minnesota	L 107-143	24-48
Dec. 31	Milwaukee	L 79-94	13-19	Mar. 30	Phoenix	W 115-99	25-48
Jan. 3	Utah	W 110-99	14-19	Apr. 1	Portland	L 112-124	25-49
Jan. 5	Denver	L 115-137	14-20	Apr. 2	@ Sacramento	L 102-107	25-50
Jan. 7	@ Dallas	L 97-110	14-21	Apr. 4	Dallas	L 95-107	25-51
Jan. 8	@ Houston	L 99-113	14-22	Apr. 6	@ L.A. Clippers	L 97-120	25-52
Jan. 10	@ L.A. Clippers	L 87-123	14-23	Apr. 8	Houston	L 130-145	25-53
Jan. 14	Cleveland	L 118-120	14-24	Apr. 11	Golden State	L 95-112	25-54
Jan. 15	@ Phoenix	L 114-121	14-25	Apr. 13	Memphis	L 90-102	25-55
Jan. 17	@ Boston	W 107-104	15-25	Apr. 14	@ Utah	W 119-104	26-55
Jan. 19	@ Toronto	W 112-106	16-25	Apr. 16	@ San Antonio	W 113-100	27-55

*Did not finish season on Laker roster.
† Totals with Lakers only.

2014-15 LOS ANGELES LAKERS



21-61 - 5TH IN PACIFIC DIVISION

Head Coach: Byron Scott
Asst. Coaches: Paul Pressey, Jim Eyen, Mark Madsen, Larry Lewis, Thomas Scott
Standing: Jeremy Lin, Jabari Brown, Jordan Clarkson, Kobe Bryant, Wayne Ellington, Ronnie Price
Seated: Wesley Johnson, Julius Randle, Tarik Black, Ryan Kelly, Robert Sacre, Jordan Hill, Ed Davis, Carlos Boozer, Nick Young
Not pictured: Vander Blue

2014-15 REGULAR SEASON STATISTICS / GAME-BY-GAME RESULTS

	G	MIN	FG	FGA	PCT	3P	3A	PCT	FT	FTA	PCT	OFF	DEF	TOT	AST	PF	DQ	STL	TO	BLK	PTS	AVG
Bryant	35	1207	266	713	.373	54	184	.293	196	241	.813	26	173	199	197	65	0	47	128	7	782	22.3
Young	42	1000	174	476	.366	83	225	.369	132	148	.892	17	79	96	41	83	0	23	44	11	563	13.4
Hill	70	1874	357	777	.459	3	11	.273	124	168	.738	174	382	556	103	164	2	34	106	52	841	12.0
Brown	19	568	70	170	.412	23	62	.371	64	85	.753	3	33	36	40	33	0	12	32	2	227	11.9
Clarkson	59	1476	267	596	.448	38	121	.314	131	158	.829	56	135	191	206	109	1	51	96	12	703	11.9
Boozer	71	1692	371	743	.499	0	0	---	94	150	.627	111	371	482	95	184	2	41	92	12	836	11.8
Lin	74	1907	277	654	.424	65	176	.369	213	268	.795	26	170	196	339	189	1	82	166	32	832	11.2
Blue	2	74	9	30	.300	2	10	.200	2	5	.400	2	7	9	8	4	0	3	6	0	22	11.0
Ellington	65	1675	254	617	.412	90	243	.370	52	64	.813	31	179	210	105	77	0	33	50	2	650	10.0
Johnson	76	2245	286	691	.414	91	259	.351	90	112	.804	67	252	319	124	162	4	59	87	45	753	9.9
Buycks*	6	123	18	40	.450	7	11	.636	9	10	.900	2	10	12	14	3	0	3	12	0	52	8.7
Davis	79	1840	282	469	.601	0	0	---	92	189	.487	230	370	600	94	202	4	49	58	98	656	8.3
Black†	38	803	112	190	.589	0	0	---	50	89	.562	84	157	241	34	102	2	13	29	22	274	7.2
Kelly	52	1233	104	309	.337	45	134	.336	79	95	.832	13	133	146	92	118	1	30	37	24	332	6.4
Price	43	982	77	223	.345	31	109	.284	36	45	.800	19	50	69	165	118	2	67	52	4	221	5.1
Sacre	67	1133	126	306	.412	0	1	.000	55	82	.671	89	144	233	55	121	1	28	36	43	307	4.6
Henry*	9	86	3	13	.231	0	0	---	14	24	.583	2	4	3	6	0	3	3	0	20	2.2	
Randle	1	14	1	3	.333	0	0	---	0	2	.000	0	0	0	0	1	0	0	1	0	2	2.0

DATE	OPPONENT	BOX SCORE	W / L	DATE	OPPONENT	BOX SCORE	W / L
Oct. 28	Houston	L 90-108	0-1	Jan. 19	@ Phoenix	L 100-115	12-30
Oct. 29	@ Phoenix	L 99-119	0-2	Jan. 21	@ New Orleans	L 80-96	12-31
Oct. 31	L.A. Clippers	L 111-118	0-3	Jan. 23	@ San Antonio	L 85-99	12-32
Nov. 1	@ Golden State	L 104-127	0-4	Jan. 25	Houston	L 87-99	12-33
Nov. 4	Phoenix	L 106-112	0-5	Jan. 27	Washington	L 92-98	12-34
Nov. 9	Charlotte	W 107-92	1-5	Jan. 29	Chicago	W 123-118 (2OT)	13-34
Nov. 11	@ Memphis	L 102-107	1-6	Feb. 1	@ New York	L 80-92	13-35
Nov. 12	@ New Orleans	L 102-109	1-7	Feb. 4	@ Milwaukee	L 105-113 (OT)	13-36
Nov. 14	San Antonio	L 80-93	1-8	Feb. 6	@ Orlando	L 97-103 (OT)	13-37
Nov. 16	Golden State	L 115-136	1-9	Feb. 8	@ Cleveland	L 105-120	13-38
Nov. 18	@ Atlanta	W 114-109	2-9	Feb. 10	Denver	L 96-106	13-39
Nov. 19	@ Houston	W 98-92	3-9	Feb. 11	@ Portland	L 86-102	13-40
Nov. 21	@ Dallas	L 106-140	3-10	Feb. 20	Brooklyn	L 105-114	13-41
Nov. 23	Denver	L 94-101 (OT)	3-11	Feb. 22	Boston	W 118-111 (OT)	14-41
Nov. 26	Memphis	L 93-99	3-12	Feb. 25	@ Utah	W 100-97	15-41
Nov. 28	Minnesota	L 119-120	3-13	Feb. 27	Milwaukee	W 101-93	16-41
Nov. 30	Toronto	W 129-122 (OT)	4-13	Mar. 1	Oklahoma City	L 101-108	16-42
Dec. 2	@ Detroit	W 106-96	5-13	Mar. 3	@ Charlotte	L 103-104	16-43
Dec. 3	@ Washington	L 95-111	5-14	Mar. 4	@ Miami	L 94-100	16-44
Dec. 5	@ Boston	L 96-113	5-15	Mar. 6	@ Memphis	L 90-97	16-45
Dec. 7	New Orleans	L 87-104	5-16	Mar. 8	Dallas	L 93-100	16-46
Dec. 9	Sacramento	W 98-95	6-16	Mar. 10	Detroit	W 93-85	17-46
Dec. 12	@ San Antonio	W 112-110 (OT)	7-16	Mar. 12	New York	L 94-101	17-47
Dec. 14	@ Minnesota	W 100-94	8-16	Mar. 15	Atlanta	L 86-91	17-48
Dec. 15	@ Indiana	L 91-110	8-17	Mar. 16	@ Golden State	L 105-108	17-49
Dec. 19	Oklahoma City	L 103-104	8-18	Mar. 19	Utah	L 73-80	17-50
Dec. 21	@ Sacramento	L 101-108	8-19	Mar. 22	Philadelphia	W 101-87	18-50
Dec. 23	Golden State	W 115-105	9-19	Mar. 24	@ Oklahoma City	L 117-127	18-51
Dec. 25	@ Chicago	L 93-113	9-20	Mar. 25	@ Minnesota	W 101-99 (OT)	19-51
Dec. 26	@ Dallas	L 98-102	9-21	Mar. 27	@ Toronto	L 83-94	19-52
Dec. 28	Phoenix	L 107-116	9-22	Mar. 29	@ Brooklyn	L 99-107	19-53
Dec. 30	@ Denver	W 111-103	10-22	Mar. 30	@ Philadelphia	W 113-111 (OT)	20-53
Jan. 2	Memphis	L 106-109	10-23	Apr. 1	New Orleans	L 92-113	20-54
Jan. 4	Indiana	W 88-87	11-23	Apr. 3	Portland	L 77-107	20-55
Jan. 5	@ Portland	L 94-98	11-24	Apr. 5	L.A. Clippers	L 78-106	20-56
Jan. 7	@ L.A. Clippers	L 89-114	11-25	Apr. 7	@ L.A. Clippers	L 100-105	20-57
Jan. 9	Orlando	W 101-84	12-25	Apr. 8	@ Denver	L 101-119	20-58
Jan. 11	Portland	L 94-106	12-26	Apr. 10	Minnesota	W 106-98	21-58
Jan. 13	Miami	L 75-78	12-27	Apr. 12	Dallas	L 106-120	21-59
Jan. 15	Cleveland	L 102-109	12-28	Apr. 13	@ Sacramento	L 92-102	21-60
Jan. 16	@ Utah	L 85-94	12-29	Apr. 15	Sacramento	L 99-122	21-61

* Did not finish season on Laker roster;
† Totals with Lakers only



17-65 - 5TH IN PACIFIC DIVISION

Head Coach: Byron Scott
Asst. Coaches: Paul Pressey, Jim Eyen, Mark Madsen, Larry Lewis, Thomas Scott
Standing: Lou Williams, D'Angelo Russell, Jordan Clarkson, Kobe Bryant, Anthony Brown, Marcelo Huertas
Seated: Metta World Peace, Julius Randle, Tarik Black, Ryan Kelly, Robert Sacre, Roy Hibbert, Brandon Bass, Larry Nance Jr., Nick Young



2015-16 REGULAR SEASON STATISTICS / GAME-BY-GAME RESULTS

	G	MIN	FG	FGA	PCT	3P	3A	PCT	FT	FTA	PCT	OFF	DEF	TOT	AST	PF	DQ	STL	TO	BLK	PTS	AVG
Bryant	66	1863	398	1113	.358	133	467	.285	232	281	.826	41	206	247	184	115	0	62	129	13	1161	17.6
Clarkson	79	2552	475	1098	.433	111	320	.347	164	204	.804	93	220	313	192	168	1	88	135	7	1225	15.5
Williams	67	1907	283	693	.408	110	320	.344	352	424	.830	31	138	169	167	107	1	62	107	19	1028	15.3
Russell	80	2259	392	956	.410	130	370	.351	140	190	.737	47	227	274	266	142	0	93	196	13	1054	13.2
Randle	81	2286	358	835	.429	10	36	.278	193	270	.715	172	657	829	144	242	2	53	149	29	919	11.3
Young	54	1033	126	372	.339	77	237	.325	63	76	.829	14	83	97	34	50	0	23	30	7	392	7.3
Bass	66	1342	174	317	.549	0	2	.000	125	148	.845	104	181	285	74	125	1	33	42	55	473	7.2
Hibbert	86	1878	182	411	.443	0	2	.000	117	145	.807	132	266	398	95	252	3	32	76	110	481	5.9
Nance	63	1266	158	300	.527	1	10	.100	32	47	.681	101	211	31	44	124	0	54	41	23	349	5.5
World Peace	35	590	55	177	.311	26	84	.310	40	57	.702	19	70	89	27	67	1	22	15	11	176	5.0
Huertas	53	869	97	230	.422	16	61	.262	27	29	.931	18	72	90	182	76	0	26	80	7	237	4.5
Kelly	36	470	55	149	.369	5	37	.135	37	54	.685	21	100	121	20	39	0	13	18	10	152	4.2
A. Brown	29	599	9	126	.310	20	70	.28	17	20	.850	9	61	70	19	34	0	14	15	5	115	4.0
Sacre	25	320	31	75	.413	0	0	---	25	38	.658	32	40	72	14	43	1	4	12	1	87	3.5
Black	39	496	57	104	.548	0	0	---	19	45	.422	44	113	157	16	78	0	14	22	18	133	3.4

DATE	OPPONENT	BOX SCORE	W / L	DATE	OPPONENT	BOX SCORE	W / L
Oct 28	Minnesota	L 111-112	0-1	Jan 16	@ Utah	L 82-109	9-33
Oct 30	@ Sacramento	L 114-132	0-2	Jan 17	Houston	L 95-112	9-34
Nov 1	Dallas	L 93-103	0-3	Jan 20	Sacramento	L 93-112	9-35
Nov 3	Denver	L 109-120	0-4	Jan 22	San Antonio	L 95-108	9-36
Nov 6	@ Brooklyn	W 104-98	1-4	Jan 23	@ Portland	L 103-121	9-37
Nov 8	@ New York	L 95-99	1-5	Jan 26	Dallas	L 90-92	9-38
Nov 10	@ Miami	L 88-101	1-6	Jan 28	Chicago	L 91-114	9-39
Nov 11	@ Orlando	L 99-101	1-7	Jan 29	@ L.A. Clippers	L 93-105	9-40
Nov 13	@ Dallas	L 82-90	1-8	Jan 31	Charlotte	L 82-101	9-41
Nov 15	Detroit	W 97-85	2-8	Feb 2	Minnesota	W 119-115	10-41
Nov 16	@ Phoenix	L 101-120	2-9	Feb 4	@ New Orleans	W 99-96	11-41
Nov 20	Toronto	L 91-102	2-10	Feb 6	@ San Antonio	L 102-106	11-42
Nov 22	Portland	L 93-107	2-11	Feb 8	@ Indiana	L 87-89	11-43
Nov 24	@ Golden State	L 77-111	2-12	Feb 10	@ Cleveland	L 111-120	11-44
Nov 28	@ Portland	L 96-108	2-13	Feb 19	San Antonio	L 113-119	11-45
Nov 29	Indiana	L 103-107	2-14	Feb 21	@ Chicago	L 115-126	11-46
Dec 1	@ Philadelphia	L 91-103	2-15	Feb 22	@ Milwaukee	L 101-108	11-47
Dec 2	@ Washington	W 108-104	3-15	Feb 24	@ Memphis	L 119-128	11-48
Dec 4	@ Atlanta	L 87-100	3-16	Feb 26	Memphis	L 95-112	11-49
Dec 6	@ Detroit	L 91-111	3-17	Mar 1	Brooklyn	W 107-101	12-49
Dec 7	@ Toronto	L 93-102	3-18	Mar 2	@ Denver	L 107-117	12-50
Dec 9	@ Minnesota	L 122-123 (OT)	3-19	Mar 4	Atlanta	L 77-106	12-51
Dec 11	@ San Antonio	L 87-109	3-20	Mar 6	Golden State	W 112-95	13-51
Dec 12	@ Houston	L 97-126	3-21	Mar 8	Orlando	W 107-98	14-51
Dec 15	Milwaukee	W 113-95	4-21	Mar 10	Cleveland	L 108-120	14-52
Dec 17	Houston	L 87-107	4-22	Mar 13	New York	L 87-90	14-53
Dec 19	@ Oklahoma City	L 78-118	4-23	Mar 15	Sacramento	L 98-106	14-54
Dec 22	@ Denver	W 111-107	5-23	Mar 18	Phoenix	L 90-95	14-55
Dec 23	Oklahoma City	L 85-120	5-24	Mar 22	Memphis	W 107-100	15-55
Dec 25	L.A. Clippers	L 84-94	5-25	Mar 23	@ Phoenix	L 107-119	15-56
Dec 27	@ Memphis	L 96-112	5-26	Mar 25	Denver	L 105-116	15-57
Dec 28	@ Charlotte	L 98-108	5-27	Mar 27	Washington	L 88-101	15-58
Dec 30	@ Boston	W 112-104	6-27	Mar 28	@ Utah	L 75-123	15-59
Jan 1	Philadelphia	W 93-84	7-27	Mar 30	Miami	W 102-100 (OT)	16-59
Jan 3	Phoenix	W 97-77	8-27	Apr 3	Boston	L 100-107	16-60
Jan 5	Golden State	L 88-109	8-28	Apr 5	@ L.A. Clippers	L 81-103	16-61
Jan 7	@ Sacramento	L 115-118	8-29	Apr 6	L.A. Clippers	L 81-91	16-62
Jan 8	Oklahoma City	L 113-117	8-30	Apr 8	@ New Orleans	L 102-110	16-63
Jan 10	Utah	L 74-86	8-31	Apr 10	@ Houston	L 110-130	16-64
Jan 12	New Orleans	W 95-91	9-31	Apr 11	@ Oklahoma City	L 79-112	16-65
Jan 14	@ Golden State	L 98-116	9-32	Apr 13	Utah	W 101-96	17-65

2016-17 LOS ANGELES LAKERS



26-56 - 4TH IN PACIFIC DIVISION

Head Coach: Luke Walton
Asst. Coaches: Brian Shaw, Jesse Mermuys, Mark Madsen, Brian Keefe, Jud Buchler, Theo Robertson, Casey Owens
Standing: Tyler Ennis, Metta World Peace, Nick Young, Jordan Clarkson, D'Angelo Russell, Luol Deng
Seated: Julius Randle, Tarik Black, Brandon Ingram, Timofey Mozgov, Ivica Zubac, Thomas Robinson, Corey Brewer, Larry Nance Jr.

2016-17 REGULAR SEASON STATISTICS / GAME-BY-GAME RESULTS

	G	MIN	FG	FGA	PCT	3P	3A	PCT	FT	FTA	PCT	OFF	DEF	TOT	AST	PF	DQ	STL	TO	BLK	PTS	AVG
Williams*	58	1403	326	734	.444	122	317	.385	304	344	.884	14	118	132	183	67	0	65	120	11	1078	18.6
Russell	63	1811	351	867	.405	135	384	.352	147	188	.782	31	190	221	303	130	1	87	176	16	984	15.6
Clarkson	82	2397	477	1071	.445	117	356	.329	134	168	.798	49	197	246	213	150	0	89	164	8	1205	14.7
Young	60	1556	272	633	.430	170	421	.404	77	90	.856	25	113	138	58	137	0	37	36	14	791	13.2
Randle	74	2132	377	774	.487	17	63	.270	204	282	.723	151	486	637	264	248	2	49	173	37	975	13.2
Ingram	79	2279	276	686	.402	55	187	.294	133	214	.621	60	256	316	166	158	1	49	116	36	740	9.4
Deng	56	1486	164	424	.387	51	165	.309	46	63	.730	63	232	295	74	61	0	48	43	20	425	7.6
Zubac	38	609	126	238	.529	0	3	.000	32	49	.653	41	118	159	30	66	0	14	30	33	284	7.5
Mozgov	54	1104	169	328	.515	0	1	.000	63	78	.808	104	160	264	43	133	2	16	72	31	401	7.4
Nance	63	1442	190	361	.526	10	36	.278	59	80	.738	120	249	369	96	149	0	82	56	39	449	7.1
Nwaba	20	397	47	81	.580	1	5	.200	25	39	.641	17	46	63	14	36	0	12	11	7	120	6.0
Black	67	1091	150	293	.512	1	2	.500	82	109	.752	143	199	342	39	173	1	30	58	44	383	5.7
Robinson	48	560	105	196	.536	0	1	.000	31	66	.470	84	139	223	31	76	0	26	46	9	241	5.0
Brewer	24	358	53	121	.438	5	24	.208	18	24	.750	11	41	52	36	29	0	24	19	8	129	5.4
Ennis †	22	392	65	144	.451	21	54	.389	19	22	.864	5	21	26	52	29	0	19	21	2	170	7.7
Calderon*	24	292	32	77	.416	12	34	.353	4	4	1.00	8	34	42	51	22	0	7	26	1	80	3.3
Huertas*	23	237	25	68	.368	4	19	.211	9	17	.529	2	22	24	52	16	0	10	19	2	63	2.7
World Peace	25	160	19	68	.279	9	38	.237	10	16	.625	5	15	20	11	18	0	10	7	2	57	2.3

DATE	OPPONENT	BOX SCORE	W / L
Oct 26	Houston	W 120-114	1-0
Oct 28	@ Utah	L 89- 96	1-1
Oct 30	@ Oklahoma City	L 96-113	1-2
Nov 1	@ Indiana	L 108-115	1-3
Nov 2	@ Atlanta	W 123-116	2-3
Nov 4	Golden State	W 117- 97	3-3
Nov 6	Phoenix	W 119-108	4-3
Nov 8	Dallas	L 97-109	4-4
Nov 10	@ Sacramento	W 101- 91	5-4
Nov 12	@ New Orleans	W 126- 99	6-4
Nov 13	@ Minnesota	L 99-125	6-5
Nov 15	Brooklyn	W 125-118	7-5
Nov 18	San Antonio	L 107-116	7-6
Nov 20	Chicago	L 110-118	7-7
Nov 22	Oklahoma City	W 111-109	8-7
Nov 23	@ Golden State	L 106-149	8-8
Nov 25	Golden State	L 85-109	8-9
Nov 27	Atlanta	W 109- 94	9-9
Nov 29	@ New Orleans	L 88-105	9-10
Nov 30	@ Chicago	W 96- 90	10-10
Dec 2	@ Toronto	L 80-113	10-11
Dec 3	@ Memphis	L 100-103	10-12
Dec 5	Utah	L 101-107	10-13
Dec 7	@ Houston	L 95-134	10-14
Dec 9	Phoenix	L 115-119	10-15
Dec 11	New York	L 112-118	10-16
Dec 12	@ Sacramento	L 92-116	10-17
Dec 14	@ Brooklyn	L 97-107	10-18
Dec 16	@ Philadelphia	W 100-89	11-18
Dec 17	@ Cleveland	L 108-119	11-19
Dec 20	@ Charlotte	L 113-117	11-20
Dec 22	@ Miami	L 107-115	11-21
Dec 23	@ Orlando	L 90-109	11-22
Dec 25	L.A. Clippers	W 111-102	12-22
Dec 27	Utah	L 100-102	12-23
Dec 29	Dallas	L 89-101	12-24
Jan 1	Toronto	L 114-123	12-25
Jan 3	Memphis	W 116-102	13-25
Jan 5	@ Portland	L 109-118	13-26
Jan 6	Miami	W 127-100	14-26
Jan 8	Orlando	W 111- 95	15-26

DATE	OPPONENT	BOX SCORE	W / L
Jan 10	Portland	L 87-108	15-27
Jan 12	@ San Antonio	L 94-134	15-28
Jan 14	@ L.A. Clippers	L 97-113	15-29
Jan 15	Detroit	L 97-102	15-30
Jan 17	Denver	L 121-127	15-31
Jan 20	Indiana	W 108- 95	16-31
Jan 22	@ Dallas	L 73-122	16-32
Jan 25	@ Portland	L 98-105	16-33
Jan 26	@ Utah	L 88- 96	16-34
Jan 31	Denver	W 120-116	17-34
Feb 2	@ Washington	L 108-116	17-35
Feb 3	@ Boston	L 107-113	17-36
Feb 6	@ New York	W 121-107	18-36
Feb 8	@ Detroit	L 102-121	18-37
Feb 10	@ Milwaukee	W 122-114	19-37
Feb 14	Sacramento	L 96- 97	19-38
Feb 15	@Phoenix	L 101-137	19-39
Feb 24	@ Oklahoma City	L 93-110	19-40
Feb 26	San Antonio	L 98-119	19-41
Feb 28	Charlotte	L 104-109	19-42
Mar 3	Boston	L 95-115	19-43
Mar 5	New Orleans	L 97-105	19-44
Mar 7	@ Dallas	L 111-122	19-45
Mar 9	@ Phoenix	W 122-110	20-45
Mar 12	Philadelphia	L 116-118	20-46
Mar 13	@ Denver	L 101-129	20-47
Mar 15	@ Houston	L 100-139	20-48
Mar 17	Milwaukee	L 103-107	20-49
Mar 19	Cleveland	L 120-125	20-50
Mar 21	L.A. Clippers	L 109-133	20-51
Mar 24	Minnesota	W 130-119 (OT)	21-51
Mar 26	Portland	L 81- 97	21-52
Mar 28	Washington	L 108-119	21-53
Mar 30	@ Minnesota	L 104-119	21-54
Apr 1	@L.A. Clippers	L 104-115	21-55
Apr 2	Memphis	W 108-103	22-55
Apr 5	@ San Antonio	W 102- 95	23-55
Apr 7	Sacramento	W 98- 94	24-55
Apr 9	Minnesota	W 110-109	25-55
Apr 11	New Orleans	W 108- 96	26-55
Apr 12	@ Golden State	L 94-109	26-56

* Did not finish season on Laker roster;

† Totals with Lakers only



35-47 - 3RD IN PACIFIC DIVISION

Head Coach: Luke Walton
Asst. Coaches: Brian Shaw, Jesse Mermuys, Brian Keefe, Mark Madsen, Jud Buchler, Miles Simon
Standing: Luol Deng, Alex Caruso, Tyler Ennis, Kentavious Caldwell-Pope, Lonzo Ball, Josh Hart, Isaiah Thomas
Seated: Julius Randle, Kyle Kuzma, Brandon Ingram, Brook Lopez, Ivica Zubac, Thomas Bryant, Channing Frye
Not Pictured: Gary Payton II



2017-18 REGULAR SEASON STATISTICS / GAME-BY-GAME RESULTS

	G	MIN	FG	FGA	PCT	3P	3A	PCT	FT	FTA	PCT	OFF	DEF	TOT	AST	PF	DQ	STL	TO	BLK	PTS	AVG
Randle	82	2190	504	904	.558	10	45	.222	305	425	.718	181	473	654	210	274	6	43	213	45	1323	16.1
Kuzma	77	2401	468	1039	.450	159	434	.366	147	208	.707	88	395	483	141	160	0	49	140	34	1242	16.1
B. Ingram	59	1975	358	761	.470	41	105	.390	192	282	.681	57	257	314	230	163	1	45	149	43	949	16.1
Thomas †	17	456	87	227	.383	33	101	.327	58	63	.921	10	26	36	85	33	0	6	54	1	265	15.6
Clarkson*	53	1256	299	667	.448	68	210	.324	105	132	.795	44	115	159	173	63	0	39	95	3	771	14.5
Caldwell-Pope	74	2458	340	798	.426	159	415	.383	153	194	.789	60	327	387	162	145	0	106	97	16	992	13.4
Lopez	74	1735	369	793	.465	112	325	.345	111	158	.703	74	220	294	126	195	0	30	98	98	961	13.0
A. Ingram	2	64	8	17	.471	5	9	.556	3	3	1.00	1	5	6	7	3	0	3	3	3	24	12.0
Ball	52	1780	203	564	.360	90	295	.305	32	71	.451	69	291	360	376	117	0	88	136	43	528	10.2
Nance*	42	922	152	253	.601	1	4	.250	55	87	.632	108	176	284	57	113	0	59	41	20	360	8.6
Hart	63	1460	176	375	.469	78	197	.396	66	94	.702	42	221	263	80	107	1	47	47	16	496	7.9
Frye †	9	150	20	43	.465	9	25	.360	3	4	.750	2	23	25	10	15	0	1	4	1	52	5.8
Wear	17	228	25	72	.347	17	47	.362	8	8	1.00	0	38	38	7	30	0	4	6	5	75	4.4
Ennis	54	683	94	224	.420	14	56	.250	22	29	.759	19	76	95	105	75	1	30	38	10	224	4.1
Zubac	43	410	61	122	.500	0	1	.000	39	51	.765	45	78	123	25	47	0	8	26	15	161	3.7
Brewer*	54	694	78	172	.453	8	43	.186	34	51	.667	23	70	93	41	83	1	41	38	8	198	3.7
Caruso	37	562	50	116	.431	13	43	.302	21	30	.700	15	50	65	75	52	0	23	42	10	134	3.6
Payton †	11	115	17	41	.415	4	13	.308	1	6	.167	9	18	27	12	13	0	4	4	2	39	3.5
Deng	1	13	1	2	.500	0	0	---	0	0	---	0	0	0	1	0	0	1	0	2	2	2.0
Bogut*	24	216	17	25	.680	0	0	---	2	2	1.00	26	52	78	15	40	1	4	19	13	36	1.5
Hayes*	2	11	1	3	.333	0	2	.000	1	1	1.00	0	0	0	2	0	0	0	0	0	3	1.5
Bryant	15	72	8	21	.381	1	10	.100	5	9	.556	3	14	17	6	6	0	1	2	2	22	1.5
Williams*	2	9	1	4	.250	0	2	.000	0	0	---	0	1	1	0	0	0	0	0	0	2	1.0
Blue*	5	45	1	5	.200	0	2	.000	1	2	.500	0	1	1	3	2	0	1	3	0	3	0.6

DATE	OPPONENT	BOX SCORE	W / L	DATE	OPPONENT	BOX SCORE	W / L
Oct 19	LA Clippers	L 92-108	0-1	Jan 13	@ Dallas	W 107-101 (OT)	15-27
Oct 20	@ Phoenix	W 132-130	1-1	Jan 15	@ Memphis	L 114-123	15-28
Oct 22	New Orleans	L 112-119	1-2	Jan 17	@ Oklahoma City	L 90-114	15-29
Oct 25	Washington	W 102-99 (OT)	2-2	Jan 19	Indiana	W 99-86	16-29
Oct 27	Toronto	L 92-101	2-3	Jan 21	New York	W 127-107	17-29
Oct 28	@ Utah	L 81-96	2-4	Jan 23	Boston	W 108-107	18-29
Oct 31	Detroit	W 113-93	3-4	Jan 26	@ Chicago	W 108-103	19-29
Nov 2	@ Portland	L 110-113	3-5	Jan 28	@ Toronto	L 111-123	19-30
Nov 3	Brooklyn	W 124-112	4-5	Jan 31	@ Orlando	L 105-127	19-31
Nov 5	Memphis	W 107-102	5-5	Feb 2	@ Brooklyn	W 102-99	20-31
Nov 8	@ Boston	L 107-96	5-6	Feb 4	@ Oklahoma City	W 108-104	21-31
Nov 9	@ Washington	L 95-111	5-7	Feb 6	Phoenix	W 112-93	22-31
Nov 11	@ Milwaukee	L 90-98	5-8	Feb 8	Oklahoma City	W 106-81	23-31
Nov 13	@ Phoenix	W 100-93	6-8	Feb 10	@ Dallas	L 123-130	23-32
Nov 15	Philadelphia	L 109-115	6-9	Feb 14	@ New Orleans	L 117-139	23-33
Nov 17	Phoenix	L 113-122	6-10	Feb 15	@ Minnesota	L 101-107	23-34
Nov 19	Denver	W 127-109	7-10	Feb 23	Dallas	W 124-102	24-34
Nov 21	Chicago	W 103-94	8-10	Feb 24	@ Sacramento	W 113-108	25-34
Nov 22	@ Sacramento	L 102-113	8-11	Feb 26	@ Miami	W 123-104	26-34
Nov 27	@ LA Clippers	L 115-120	8-12	Mar 1	@ Miami	W 131-113	27-34
Nov 29	Golden State	L 123-127 (OT)	8-13	Mar 3	@ San Antonio	W 116-112	28-34
Dec 2	@ Denver	L 100-115	8-14	Mar 5	Portland	W 103-108	28-35
Dec 3	Houston	L 95-118	8-15	Mar 7	Orlando	W 108-107	29-35
Dec 7	@ Philadelphia	W 107-104	9-15	Mar 9	@ Denver	L 116-125	29-36
Dec 9	@ Charlotte	W 110-99	10-15	Mar 11	Cleveland	W 127-113	30-36
Dec 12	@ New York	L 109-113 (OT)	10-16	Mar 13	Denver	W 112-103	31-36
Dec 14	@ Cleveland	L 112-121	10-17	Mar 14	@ Golden State	L 106-117	31-37
Dec 18	Golden State	L 114-116 (OT)	10-18	Mar 16	Miami	L 91-92	31-38
Dec 20	@ Houston	W 122-116	11-18	Mar 19	@ Indiana	L 100-110	31-39
Dec 22	@ Golden State	L 106-113	11-19	Mar 22	@ New Orleans	L 125-128	31-40
Dec 23	Portland	L 92-95	11-20	Mar 24	@ Memphis	W 100-93	32-40
Dec 25	Minnesota	L 104-121	11-21	Mar 26	@ Detroit	L 106-112	32-41
Dec 27	Memphis	L 99-109	11-22	Mar 28	Dallas	W 103-93	33-41
Dec 29	LA Clippers	L 106-121	11-23	Mar 30	Milwaukee	L 122-124 (OT)	33-42
Dec 31	@ Houston	L 142-148 (2OT)	11-24	Apr 1	Sacramento	L 83-84	33-43
Jan 1	@ Minnesota	L 96-114	11-25	Apr 3	@ Utah	L 110-117	33-44
Jan 3	Oklahoma City	L 96-133	11-26	Apr 4	San Antonio	W 122-112	34-44
Jan 5	Charlotte	L 94-108	11-27	Apr 6	Minnesota	L 96-113	34-45
Jan 7	Atlanta	W 132-113	12-27	Apr 8	Utah	L 97-112	34-46
Jan 9	Sacramento	W 99-86	13-27	Apr 10	Houston	L 99-105	34-47
Jan 11	San Antonio	W 93-81	14-27	Apr 11	@ LA Clippers	W 115-100	35-47

* Did not finish season on Laker roster;
† Totals with Lakers only

2018-19 LOS ANGELES LAKERS



37-45 - 4TH IN PACIFIC DIVISION

Head Coach: Luke Walton
Asst. Coaches: Brian Shaw, Jesse Mermuys, Brian Keefe, Mark Madsen, Miles Simon
Standing: Isaac Bonga, Rajon Rondo, Josh Hart, Lonzo Ball, LeBron James, Alex Caruso, Kentavious Caldwell-Pope, Lance Stephenson
Seated: Reggie Bullock, Mike Muscala, Brandon Ingram, JaVale McGee, Tyson Chandler, Kyle Kuzma, Moritz Wagner, Johnathan Williams

2018-19 REGULAR SEASON STATISTICS / GAME-BY-GAME RESULTS

	G	MIN	FG	FGA	PCT	3P	3A	PCT	FT	FTA	PCT	OFF	DEF	TOT	AST	PF	DQ	STL	TO	BLK	PTS	AVG
James	55	1937	558	1095	.510	111	327	.339	278	418	.665	57	408	465	454	94	0	72	197	33	1505	27.4
Kuzma	70	2314	496	1087	.456	128	422	.303	188	250	.752	60	322	382	178	170	0	41	133	26	1308	18.7
B. Ingram	52	1760	362	729	.497	31	94	.330	195	289	.675	41	226	267	154	149	1	28	129	31	950	18.3
McGee	75	1671	400	641	.624	1	12	.083	96	152	.632	195	371	566	52	208	3	47	108	148	897	12.0
Caldwell-Pope	82	2035	325	756	.430	151	435	.347	137	158	.867	48	190	238	110	137	0	73	65	13	938	11.4
Ball	47	1423	185	456	.406	75	228	.329	20	48	.417	54	197	251	255	114	2	69	103	19	465	9.9
Bullock f	19	524	63	153	.412	34	99	.343	17	21	.810	2	48	50	20	30	0	16	11	7	177	9.3
Rondo	46	1369	175	432	.405	51	142	.359	23	36	.639	34	209	243	367	100	1	57	127	7	424	9.2
Caruso	25	531	77	173	.445	24	50	.480	51	64	.797	20	47	67	77	54	0	24	42	9	229	9.2
Zubac*	33	516	112	193	.580	0	0	---	57	66	.864	54	108	162	25	73	2	4	33	27	281	8.5
Hart	67	1715	189	464	.407	92	274	.336	55	80	.688	35	213	248	93	147	1	64	58	40	525	7.8
Stephenson	68	1123	184	432	.426	73	197	.371	50	73	.685	32	183	215	140	111	0	41	86	7	491	7.2
Beasley*	26	277	75	153	.490	3	17	.176	28	39	.718	13	47	60	25	42	0	9	27	10	181	7.0
Williams	24	372	65	110	.591	0	2	.000	27	48	.563	48	51	99	13	62	0	8	16	7	157	6.5
Muscala f	17	265	36	83	.434	21	57	.368	7	8	.875	6	38	44	14	18	0	4	5	11	100	5.9
Wagner	43	446	71	171	.415	22	77	.286	43	53	.811	17	68	85	24	57	0	11	39	13	207	4.8
Jones	6	143	12	33	.364	2	10	.200	1	2	.500	16	33	49	13	10	0	7	5	5	27	4.5
Mykhailiuk*	39	420	44	132	.333	27	85	.318	12	20	.600	8	26	34	33	25	0	13	20	1	127	3.3
Chandler f	48	786	53	87	.609	0	1	.000	41	69	.594	85	183	268	31	89	0	19	35	22	147	3.1
Machado*	4	19	4	6	.667	1	1	1.000	1	1	1.00	0	0	3	2	2	0	1	0	0	10	2.5
Bonga	22	120	5	33	.152	0	8	.000	9	15	.600	9	16	25	15	9	0	9	6	4	19	0.9
A. Ingram*	4	15	0	6	.000	0	3	.000	0	0	---	1	1	2	0	0	0	1	1	0	0	0.0

DATE	OPPONENT	BOX SCORE	W / L	DATE	OPPONENT	BOX SCORE	W / L
Oct 18	@ Portland	L 119-128	0-1	Jan 9	Detroit	W 113-100	23-19
Oct 20	Houston	L 115-124	0-2	Jan 11	@ Utah	L 95-113	23-20
Oct 22	San Antonio	L 142-143 (OT)	0-3	Jan 13	Cleveland	L 95-101	23-21
Oct 24	@ Phoenix	W 131-113	1-3	Jan 15	Chicago	W 107-100	24-21
Oct 25	Denver	W 124-114	2-3	Jan 17	@ Oklahoma City	W 138-128 (OT)	25-21
Oct 27	@ San Antonio	L 106-110	2-4	Jan 19	@ Houston	L 134-138 (OT)	25-22
Oct 29	@ Minnesota	L 120-124	2-5	Jan 21	Golden State	L 111-130	25-23
Oct 31	Dallas	W 114-113	3-5	Jan 24	Minnesota	L 105-120	25-24
Nov 3	@ Portland	W 114-110	4-5	Jan 27	Phoenix	W 116-102	26-24
Nov 4	Toronto	L 107-121	4-6	Jan 29	Philadelphia	L 105-121	26-25
Nov 7	Minnesota	W 114-110	5-6	Jan 31	@ LA Clippers	W 123-120 (OT)	27-25
Nov 10	@ Sacramento	W 101-86	6-6	Feb 2	@ Golden State	L 101-115	27-26
Nov 11	Atlanta	W 107-106	7-6	Feb 5	@ Indiana	L 94-136	27-27
Nov 14	Portland	W 126-117	8-6	Feb 7	@ Boston	W 129-128	28-27
Nov 17	@ Orlando	L 117-130	8-7	Feb 10	@ Philadelphia	L 120-143	28-28
Nov 18	@ Miami	W 113-97	9-7	Feb 12	@ Atlanta	L 113-117	28-29
Nov 21	@ Cleveland	W 109-105	10-7	Feb 21	Houston	W 111-106	29-29
Nov 23	Utah	W 90-83	11-7	Feb 23	@ New Orleans	L 115-128	29-30
Nov 25	Orlando	L 104-108	11-8	Feb 25	@ Memphis	L 105-110	29-31
Nov 27	@ Denver	L 85-117	11-9	Feb 27	New Orleans	W 125-119	30-31
Nov 29	Indiana	W 104-96	12-9	Mar 1	Milwaukee	L 120-131	30-32
Nov 30	Dallas	W 114-103	13-9	Mar 2	@ Phoenix	L 109-118	30-33
Dec 2	Phoenix	W 120-96	14-9	Mar 4	LA Clippers	L 105-113	30-34
Dec 5	San Antonio	W 121-113	15-9	Mar 6	Denver	L 99-115	30-35
Dec 7	@ San Antonio	L 120-133	15-10	Mar 9	Boston	L 107-120	30-36
Dec 8	@ Memphis	W 111-88	16-10	Mar 12	@ Chicago	W 123-107	31-36
Dec 10	Miami	W 108-105	17-10	Mar 14	@ Toronto	L 98-111	31-37
Dec 13	@ Houston	L 111-126	17-11	Mar 15	@ Detroit	L 97-111	31-38
Dec 15	@ Charlotte	W 128-100	18-11	Mar 17	@ New York	L 123-124	31-39
Dec 16	@ Washington	L 110-128	18-12	Mar 19	@ Milwaukee	L 101-115	31-40
Dec 18	@ Brooklyn	L 110-115	18-13	Mar 22	Brooklyn	L 106-111	31-41
Dec 21	New Orleans	W 121-104	19-13	Mar 24	Sacramento	W 111-106	32-41
Dec 23	Memphis	L 99-107	19-14	Mar 26	Washington	W 124-106	33-41
Dec 25	@ Golden State	W 127-101	20-14	Mar 27	@ Utah	L 100-115	33-42
Dec 27	@ Sacramento	L 116-117	20-15	Mar 29	Charlotte	W 129-115	34-42
Dec 28	LA Clippers	L 107-118	20-16	Mar 31	@ New Orleans	W 130-102	35-42
Dec 30	Sacramento	W 121-114	21-16	Apr 2	@ Oklahoma City	L 103-119	35-43
Jan 2	Oklahoma City	L 100-107	21-17	Apr 4	Golden State	L 90-108	35-44
Jan 4	New York	L 112-119	21-18	Apr 5	@ LA Clippers	W 122-117	36-44
Jan 6	@ Minnesota	L 86-108	22-19	Apr 7	Utah	W 113-109	37-44
Jan 7	@ Dallas	W 107-97	22-19	Apr 9	Portland	L 101-104	37-45

* Did not finish season on Laker roster;
† Totals with Lakers only



Early draft records are incomplete, so until 1956, players are listed in the order in which they were selected. Round and overall selection indicated for each player thereafter.

1948

1. Cliff Crandall	Oregon St.
- Arnie Ferrin	Utah
- Earl Gardner	DePauw
- Dee Gibson	Western Kentucky
- Chuck Hanger	California
- Ken Jastrow	Denver
- Bob Lowther	Louisiana St.
- Junior Skogland	Gustavus Adolphus
- Quentin Stinson	Southern Illinois
- Johnny Orr	Beloit

1949

1. Vern Mikkelsen	Hamline
- Bob Harrison	Michigan

1950

1. Kevin O'Shea	Notre Dame
- Hal Haskins	Hamline
- Howie Williams	Purdue
- Bud Grant	Minnesota
- Ed Beach	West Virginia
- Wayne Glasgow	Oklahoma
- Joe Hutton	Hamline
- Newt Benson	Wisconsin-River Falls
- Jim Reilly	Swarthmore
- Andy Butchko	Purdue

1951

1. Whitey Skoog	Minnesota
- Lew Hitch	Kansas St.
- Bob Payne	Oregon St.
- Gale McArthur	Oklahoma A&M
- Leo Vander Kuy	Michigan
- Deward Dopson	Arkansas Tech
- Ed Head	Kansas St.

1952

1. Tom Ackerman	West Liberty
- Jim Bishop	Mississippi Southern
- Rod Fletcher	Illinois
- Cliff Haag	Wyoming
- Jim Holstein	Cincinnati
- Bob Holt	Tulane
- Tom Katsimpalis	Eastern Illinois
- Clyde Lovellette	Kansas
- Dick Means	Minnesota
- Dwight Morrison	USC
- Carl McNulty	Purdue
- Ed Ramiraz	Centenary
- Don Schneider	Arizona
- Gene Smith	Xavier (Ohio)
- Gene Smith	Huron
- Homer Spain	Union (Tenn.)
- John Wallesea	Memphis St.

1953

1. Jim Fritsche	Hamline
- Ron Feiereisel	DePaul
- Hartly Kruger	Idaho
- Ken Flowers	USC
- Zippy Morroco	Georgia
- Pete Silas	Georgia Tech
- Lloyd Olmstead	Cornell (Iowa)
- Joe Richey	Brigham Young
- Hank Budde	Xavier (Ohio)
- Walt Kearns	Arkansas
- Bill Chambers	William & Mary
- Harold Christensen	Brigham Young
- Bob Gelle	Minnesota
- Lloyd Thorgaard	Hamline
- Bob Gussner	Hamline
- Chuck Wolfe	North Dakota
- Doug Atkins	Tennessee
- Roger Kuss	River Falls St.

1954

1. Ed Kalafat	Minnesota
- Al Bianchi	Bowling Green
- Don Lance	Rice
- Gene Schwinger	Rice
- Buzz Bennett	Minnesota
- Nick Revon	Mississippi Southern
- Dan Finch	Vanderbilt
- Bob Hopkins	Pasadena
- Dick Garmaker	Minnesota
- John Blevier	Northwestern

1955

1. Bill Banks	SW Texas
- Don Boldebeck	Houston
- Dick Boushka	St. Louis
- Don Bragg	UCLA
- Dick Garmaker	Minnesota
- K.C. Jones	San Francisco
- Chuck Mencil	Minnesota
- John Miller	Ohio St.
- Jim Scott	West Texas
- Bill Warden	North Central (Ill.)
- O'Neal Weaver	Midwestern (Tex.)

1956

1. Elgin Baylor	Seattle
- Jim Paxson	Dayton
- Terry Rand	Marquette
- Jerry Bird	Kentucky
- Lloyd Aubrey	Notre Dame
- Bill Reigel	McNeese St.
- Phil Jordan	Whitworth
- John Barber	Cal St. Los Angeles
- Sam Jones	North Carolina Coll.
- Jim Springer	Gustavus Adolphus
- Phil Grawmeyer	Kentucky
- Robert Hodgson	Wichita
- Carl Widseth	Tennessee
- John Patzwald	Gustavus Adolphus

1957

1. Jim Krebs	SMU	(3)
2. Harvey Schmidt	Illinois	(11)
3. Jim Spivey	SE Oklahoma	(19)
4. George Brown	Wayne St.	(27)
5. Gary Thompson	Iowa St.	(35)
6. Phil Murrell	Drake	(43)
7. George Ferguson	Michigan	(51)
8. John Haaven	North Dakota	(58)
9. Jim Sutton	N. Dakota St.	(65)
10. Gordon Fosness	Dakota Wesleyan	(71)

1958

1. Elgin Baylor	Seattle	(1)
2. Steve Hamilton	Morehead St.	(9)
3. Alex Ellis	Niagara	(16)
4. George Kline	Minnesota	(24)
5. Quitman Sullins	Murray St.	(32)
6. Al Inniss	St. Francis (NY)	(40)
7. Jim Bond	Pasadena	(48)
8. Ed Brinkley	Clemson	(56)
9. Joe Hobbs	Florida	(63)
10. Shorty Patterson	G. Adolphus	(69)
11. Hal Duffy	Oregon	(74)
12. Gary Simmons	Idaho	(78)
13. Jerry Alcom	Fresno St.	(82)

1959

1. Tom Hawkins	Notre Dame	(3)
2. Rudy LaRusso	Dartmouth	(10)
3. Bob Smith	West Virginia	(18)
4. Wilson Eison	Purdue	(26)
5. Bobby Joe Mason	Bradley	(34)
6. Jim Henry	Vanderbilt	(42)
7. Charley Grote	Georgetown (Ky)	(50)
8. Leon Hill	Texas Tech	(57)
9. Jim Mudd	N. Texas St.	(63)
10. Roger Johnson	Minnesota	(69)
11. Jack Evans	Superior St.	(75)
12. Vern Baggenstoss	St. Cloud St.	(79)
13. Dwayne Smith	G. Adolphus	(81)

1960

1. Jerry West	West Virginia	(2)
3. Jim Hagen	Tenn. Tech	(18)
4. Wally Frank	Kansas St.	(26)
5. George Farley	Cornell	(34)
6. Bobby Goodall	Tulsa	(42)
7. Howard Jolliff	Ohio	(50)
8. John Werhas	USC	(57)
9. Claude Lefevre	Gonzaga	(64)
10. Dick Harvey	Creighton	(70)
11. Sterling Forbes	Pepperdine	(75)
12. Willie Jones	American	(79)

1961

1. Wayne Yates	Memphis St.	(5)
2. Fred Sawyer	Louisville	(13)
3. Frank Burgess	Gonzaga	(27)
4. Charles Hanke	Missouri	(36)
5. Bill Lickert	Kentucky	(45)
6. Bill McClintock	California	(54)
7. Albert Alamanza	Texas	(63)
8. Bill Ellis	UCLA	(72)
9. Carl Anderson	Oregon St.	(80)
10. Robert Williams	Hancock	(87)
11. Howard Hurst	Duke	(95)

LAKERS ALL-TIME DRAFT CHOICES

1962

1. Leroy Ellis	St. Johns	(6)
2. Gene Wiley	Wichita St.	(15)
3. John Greene	UCLA	(24)
4. Jan Loudermilk	SMU	(33)
5. Art Whisenant	S. Carolina	(42)
6. Buck Keller	Virginia Tech	(51)
8. Bill Garner	Oregon St.	(70)
9. Bill Matson	Minnesota	(79)

1963

1. Roger Strickland	Jacksonville	(7)
2. Jim King	Tulsa	(13)
2. Mel Gibson	W. Carolina	(16)
3. Lyle Harger	Houston	(25)
4. Layton Johns	Auburn	(34)
5. Larry Jones	Toledo	(43)
6. Warren Slade	Westminster	(52)
7. Gordie Martin	USC	(62)

1964

1. Walt Hazzard	UCLA	(1)
2. Cotton Nash	Kentucky	(14)
3. Tom Does	Stanford	(23)
4. Henry Finkel	Dayton	(32)
5. John Savage	N. Texas St.	(41)
6. Troy Collier	Utah St.	(50)
7. Steve Anstett	Portland	(59)
9. Jay Buckley	Duke	(68)

1965

1. Gail Goodrich	UCLA	(3)
2. John Fairchild	BYU	(15)
3. Jim Caldwell	Georgia Tech	(24)
4. Brooks Henderson	Florida	(33)
5. A.W. Davis	Tennessee	(42)
6. Theo Cruze	Seattle	(48)
7. Dwayne Cruze	Idaho St.	(57)
8. George Unsel	Kansas	(68)
9. Maribert Pratt	Dillard	(75)
10. Don Rae	Montana St.	(81)
11. Bob Andrews	Alabama	(87)

1966

1. Jerry Chambers	Utah	(7)
2. Henry Finkel	Dayton	(17)
3. John Block	USC	(27)
4. Archie Clark	Minnesota	(37)
5. Stan Washington	Michigan St.	(48)
6. Keith Thomas	Vanderbilt	(57)
7. Tab Jackson	Idaho College	(66)
8. John Wetzel	Virginia Tech	(76)
9. Julian Hammond	Tulsa	(83)
10. Mike Rooney	Oklahoma	(90)
11. George Grams	Purdue	(97)

1967

2. Randy Mahaffey	Clemson	(16)
3. Dwight Smith	W. Kentucky	(23)
4. Cliff Anderson	St. Josephs	(35)
5. Joe Allen	Bradley	(47)
6. Gary Keller	Florida	(59)
7. Jamie Thompson	Wichita St.	(71)
8. Don Carlos	Otterbein	(83)
9. Jay McMillan	Maryland	(94)
10. Don Kruze	Houston	(105)
11. Nick Pino	Kansas St.	(116)
12. Ben Monroe	New Mexico	(127)
13. Gary Jones	Iowa	(137)

1968

1. Bill Hewitt	USC	(11)
4. Ed Biedenback	N. Carolina St.	(45)
5. Lou Shepard	SW Missouri St.	(59)
6. Nick Pino	Kansas St.	(73)
7. Dennis Hrcka	Hillsdale	(87)
8. John Smith	USC	(101)
9. George Stone	Marshall	(115)
10. Charles Alford	E. Carolina	(129)
11. Harry Singletary	Presbyterian	(142)
12. Reggie Lacey	W. Michigan	(155)
13. Harvey Mumford	Montana St.	(167)
14. John Godfrey	Abilene Christ.	(178)
15. John Baum	Temple	(187)
16. Mike Eberle	Wyoming	(195)

1969

1. Willie McCarter	Drake	(12)
1. Rick Roberson	Cincinnati	(15)
2. Dick Garrett	S. Illinois	(27)
5. Wilber Jones	Albany St.	(69)
6. Dick Grubar	N. Carolina	(83)
7. Kari Liimbo	BYU	(97)
8. Joe Smith	Oklahoma St.	(111)
9. Jim Smith	N. Illinois	(125)
10. Phil Argento	Kentucky	(139)
11. Ron Peret	Texas A&M	(153)
12. Jack Gillespie	Montana St.	(166)
13. Mallory Chestnutt	Tuskegee	(178)
14. Mack Calvin	USC	(187)

1970

1. Jim McMillian	Columbia	(13)
2. Earnest Killum	Stetson	(30)
4. Larry Mikan	Minnesota	(64)
5. John Fultz	Rhode Island	(81)
6. Jerry Kroll	Davidson	(98)
7. W. Woods	E. Kentucky	(115)
8. Rick Mount	Purdue	(132)
9. Bobby Sands	Pepperdine	(149)
10. Kindell Stephens	Fisk	(166)
11. Bob Duklet	Boston College	(181)
12. Dewey Varner	Tuskegee	(192)
13. Garry Elliott	Washington	(202)
14. Ron Sanford	New Mexico	(212)
15. Will Teague	Youngstown	(221)
16. Pete Walthour	Fort Valley	(228)
17. Bob Thate	Occidental	(233)

1971

1. Jim Clemons	Ohio St.	(13)
4. Roger Brown	Kansas	(64)
5. Lee Dedmon	N. Carolina	(81)
6. Bill Brickhouse	Montana St.	(98)
7. Gene Gathers	Bradley	(115)
8. Luke Adams	Lamar Tech	(132)
9. Bob Cheeks	Whittier	(148)
10. Cliff Mosely	Quinnipiac	(164)

1972

1. Travis Grant	Kentucky St.	(13)
2. Jim Price	Louisville	(16)
3. Paul Stovall	Arizona St.	(22)
3. Gregg Northington	Alabama St.	(47)
5. Glen Summors	Gannon	(80)
6. Sam Simmons	Bradley	(97)

1973

1. Kermit Washington	American	(5)
2. Bill Schaeffer	St. Johns	(23)
2. Jim Chones	Marquette	(31)
2. John Perry	Pan American	(34)
4. Larry Finch	Memphis St.	(68)
5. Kresimer Cosic	BYU	(84)
6. David Brent	Shanksville	(102)
7. Nate Hawthorne	S. Illinois	(118)
8. Roy McPipe	E. Montana	(136)

1974

1. Brian Winters	S. Carolina	(12)
2. Bill Knight	Pittsburgh	(21)
3. Jim Bradley	N. Illinois	(48)
4. Ron de Vries	Illinois St.	(67)
5. Seymour Reed	Bradley	(84)
6. Billy Morris	St. Louis	(103)
7. Dennis Van Zant	Azusa Pacific	(120)
8. Bob Florence	UNLV	(139)

1975

1. David Meyers	UCLA	(2)
1. Junior Bridgeman	Louisville	(8)
4. C.J. Kupec	Michigan	(56)
5. Charles Russell	Alabama	(74)
6. Don Ford	UCSB	(92)
7. Rick Suttle	Kansas	(110)
8. Mike Cashman	Willamette	(128)

1976

2. Earl Tatum	Marquette	(21)
3. Mike Dabney	Rutgers	(36)
3. Tom Abernathy	Indiana	(43)
4. Wayman Britt	Michigan	(60)
6. Ed Schweitzer	Stanford	(95)
7. Tom Lipsey	Cal St. L.A.	(113)
8. Ed Gregg	Utah St.	(132)
9. David Pickett	Northeast	(151)

1977

1. Kenny Carr	N. Carolina St.	(6)
1. Brad Davis	Maryland	(15)
1. Norm Nixon	Duquesne	(22)
3. James Edwards	Washington	(46)
4. Tony Robertson	West Virginia	(88)
5. John Robinson	Michigan	(110)
6. Grove Woolard	Murray St.	(131)
7. Lars Hansen	Washington	(151)
8. Art Allen	Pepperdine	(170)

1978

2. Ron Carter	VMI	(26)
2. Lew Massey	NC Charlotte	(38)
3. Michael Cooper	New Mexico	(60)
4. Harold Robertson	Lincoln	(82)
5. Carlos Terry	Winston-Salem	(104)
6. Kim Stewart	Washington	(126)
7. Larry Paige	Colorado St.	(147)

1979

1. Earvin Johnson	Michigan St.	(1)
1. Brad Holland	UCLA	(14)
2. Oliver Mack	E. Carolina	(25)
2. Victor King	Louisiana Tech	(39)
2. Mark Young	Fairfield	(41)
3. Walter Daniels	Georgia	(60)
4. Ray White	Mississippi St.	(79)
4. Ricky Reed	Temple	(81)



1980

2.	Wayne Robinson	Virginia Tech	(31)
2.	Butch Carter	Indiana	(37)
4.	Tony Jackson	Florida St.	(87)
4.	Ron Baxter	Texas	(91)
5.	Rick Raitivo	Portland	(114)
6.	Odis Boddie	N. Alabama	(137)
7.	Charles Davis	Vanderbilt	(160)
8.	Melvin Hooker	Edinboro	(177)

1981

1.	Mike McGee	Michigan	(19)
2.	Harvey Knuckles	Toledo	(39)
2.	Elvis Rolle	Florida St.	(42)
3.	Zam Fredrick	S. Carolina	(51)
3.	Ron Cornelius	Pacific	(65)
4.	Kevin McKenna	Creighton	(88)
5.	Craig Watts	N. Carolina St.	(111)
6.	Kevin Singleton	California	(134)
7.	Larry Petty	Wisconsin	(157)
8.	Jay Triano	Simon Fraser	(179)

1982

1.	James Worthly	N. Carolina	(1)
2.	Willie Jones	Vanderbilt	(54)
2.	Mike Hackett	Jacksonville	(67)
4.	Craig McCormick	W. Kent.	(90)
5.	Howard McNeil	Seton Hall	(113)
6.	Lynden Rose	Houston	(137)
7.	Maurice Williams	USC	(160)
8.	Micah Blunt	Tulane	(183)
9.	Tim Byrne	Rutgers	(204)

1983

3.	Orlando Phillips	Pepperdine	(69)
4.	Terry Lewis	Mississippi St.	(92)
5.	Dan Dixon	Alabama A&M	(115)
6.	Mark Steele	Colorado St.	(138)
7.	Ricky Mixon	Cal St. Fullerton	(161)

1984

1.	Earl Jones	District of Col.	(23)
3.	George Singleton	Furman	(69)
4.	John Revelli	Stanford	(92)
5.	Lance Berwald	N. Dakota St.	(115)
6.	Keith Jones	Stanford	(138)
7.	Richard Haenisch	Chaminade	(161)

1985

1.	A.C. Green	Oregon St.	(23)
4.	Dexter Shouse	S. Alabama	(92)
5.	Timo Sarrelainen	BYU	(115)
6.	Tony Neal	Cal St. Fullerton	(138)
7.	Keith Cieplicki	Wil. & Mary	(161)

1986

1.	Ken Barlow	Notre Dame	(23)
1.	Ron Kellogg	Kansas	(42)
3.	Andre Turner	Memphis St.	(69)
4.	Dale Blaney	West Virginia	(92)
5.	Roger Harden	Kentucky	(115)
6.	Walter Downing	Marquette	(138)
7.	Mark Coleman	Miss. St.	(161)

1987

3.	Willie Glass	St. Johns	(69)
4.	Ralph Tally	Norfolk St.	(92)
5.	Kenny Travis	New Mexico St.	(115)
6.	Frank Ford	Auburn	(138)
7.	Ron Vanderschaaf	C. Washington	(161)

1988

1.	David Rivers	Notre Dame	(25)
----	--------------	------------	------

1989

1.	Vlade Divac	Yugoslavia	(26)
----	-------------	------------	------

1990

1.	Elden Campbell	Clemson	(27)
2.	Tony Smith	Marquette	(51)

1991

2.	Anthony Jones	Oral Roberts	(52)
----	---------------	--------------	------

1992

1.	Anthony Peeler	Missouri	(15)
2.	Duane Cooper	USC	(36)

1993

1.	George Lynch	N. Carolina	(12)
2.	Nick Van Exel	Cincinnati	(37)

1994

1.	Eddie Jones	Temple	(10)
----	-------------	--------	------

1995

2.	Frankie King	W. Carolina	(37)
----	--------------	-------------	------

1996

1.	Derek Fisher	Ark.-Little Rock	(24)
----	--------------	------------------	------

1997

2.	DeJuan Wheat	Louisville	(52)
2.	Paul Rogers	Gonzaga	(54)

1998

1.	Sam Jacobson	Minnesota	(26)
2.	Ruben Patterson	Cincinnati	(31)
2.	Toby Bailey	UCLA	(45)

1999

1.	Devean George	Augsburg	(23)
2.	John Celestand	Villanova	(30)

2000

1.	Mark Madsen	Stanford	(29)
----	-------------	----------	------

2001

None

2002

1.	Chris Jeffries	Fresno St.	(27)
----	----------------	------------	------

2003

1.	Brian Cook	Illinois	(24)
2.	Luke Walton	Arizona	(32)

2004

1.	Sasha Vujacic	Slovenia	(27)
2.	Marcus Douthit	Providence	(56)

2005

1.	Andrew Bynum	St. Josephs HS	(10)
2.	Ronny Turiaf	Gonzaga	(37)
2.	Von Wafer	Florida St.	(39)

2006

1.	Jordan Farmar	UCLA	(26)
2.	Cheick Samb	Senegal	(51)

2007

1.	Javaris Crittenton	Georgia Tech	(19)
2.	Sun Yue	China	(40)
2.	Marc Gasol	Spain	(48)

2008

2.	Joe Crawford	Kentucky	(58)
----	--------------	----------	------

2009

1.	Toney Douglas	Florida State	(29)
2.	Patrick Beverley	Arkansas	(42)
2.	Chinemelu Elonu	Texas A&M	(59)

2010

2.	Devin Ebanks	West Virginia	(43)
2.	Derrick Caracter	UTEP	(58)

2011

2.	Darius Morris	Michigan	(41)
2.	Andrew Goudelock	Charleston	(46)
2.	C. Maduabum	Nigeria	(56)
2.	Ater Majok	Sudan	(58)

2012

2.	Robert Sacre	Gonzaga	(60)
----	--------------	---------	------

2013

2.	Ryan Kelly	Duke	(48)
----	------------	------	------

2014

1.	Julius Randle	Kentucky	(7)
----	---------------	----------	-----

2015

1.	D'Angelo Russell	Ohio St.	(2)
1.	Larry Nance Jr.	Wyoming	(27)
2.	Anthony Brown	Stanford	(34)

2016

1.	Brandon Ingram	Duke	(2)
2.	Ivica Zubac	Croatia	(32)

2017

1.	Lonzo Ball	UCLA	(2)
2.	Tony Bradley	North Carolina	(28)

2018

1.	Moritz Wagner	Michigan	(25)
2.	Svi Mykhailiuk	Kansas	(47)

2019

1.	De'Andre Hunter	Virginia	(4)
----	-----------------	----------	-----

ALL-TIME TRANSACTIONS

1948-49

8/30/48 Purchased Mike Bloom's contract from Boston.
12/1/48 Released Mike Bloom.
2/7/49 Purchased Whitey Kachan's contract from Chicago.

1949-50

6/22/49 Purchased Gene Stump's contract from Boston.
7/27/49 Purchased Billy Hassett's contract from Tri-City.
12/21/49 Sold Paul Walther's contract to Indianapolis.

1950-51

12/11/50 Sold Ed Beach's contract to Tri-City.
1/9/51 Drafted Dick Schnittker from Washington in the Dispersal Draft.

1951-52

9/21/51 Sold Kevin O'Shea's contract to Milwaukee.
10/10/51 Purchased Howie Schultz's contract from Ft. Wayne.
1/26/52 Purchased Pep Saul's contract from Baltimore.

1952-53

None

1953-54

10/27/53 Sold Lew Hitch's contract to Milwaukee.
12/21/53 Traded Bobby Watson to Milwaukee for Lew Hitch.
2/2/54 Sold Bob Harrison's contract to Milwaukee.

1954-55

9/18/54 Traded Pep Saul to Milwaukee for Don Sunderlage.
11/28/54 Drafted Bob "Slick" Leonard from Baltimore in the Dispersal Draft.

1955-56

11/28/55 Sold Jim Holstein's contract to Ft. Wayne.
12/16/55 Purchased Johnny Horan's contract from Ft. Wayne.

1956-57

10/24/56 Sold Al Bianchi's contract to Syracuse.
10/26/56 Traded Jerry Bird, Phil Jordon & Slater Martin to New York for Walter Dukes & Burdette Haldorson.
4/17/57 Traded Clyde Lovelette & Jim Paxson to Rochester for Bob Burrow, Ed Fleming, "Hot" Rod Hundley, Monk Meineke & Art Spoelstra.
4/17/57 Traded Ed Kalafat to Ft. Wayne for Corky Devlin.

1957-58

9/12/57 Traded Walter Dukes to Detroit for Larry Foust.
2/5/58 Traded Art Spoelstra to New York for Bo Erias and cash considerations.
2/16/58 Traded Dick Boushka & Terry Rand to St. Louis for Frank Selvy.

1958-59

None

1959-60

12/11/59 Purchased Ron Sobie's contract from New York.
12/15/59 Purchased Frank Selvy's contract from Syracuse.
1/24/60 Traded Dick Garmaker and a 1960 2nd round draft pick to New York for Ray Felix and a 1960 4th round draft pick.
2/1/60 Traded Larry Foust to St. Louis for Nick Mantis, Chuck Share & Willie Merriweather.

1960-61

10/24/60 Signed free agent Gary Alcorn.
12/15/60 Waived Gary Alcorn.
12/15/60 Purchased Ron Johnson's contract from Detroit.
4/26/61 Bob Leonard drafted by Chicago in Expansion Draft.
6/21/61 Signed free agent Bob Sims.

1961-62

N/A Released Gary Alcorn and Ron Johnson.
12/1/61 Sold Bob Sims' contract to St. Louis.
12/1/61 Purchased Bob McNeil's contract from Philadelphia.
N/A Released Bob McNeil, Ray Felix, Wayne Yates & Bob Smith.
Howard Jolliff retired.

1962-63

9/5/62 Purchased Dick Barnett's contract from Syracuse.
9/14/62 Traded Tom Hawkins to Cincinnati for a 1963 2nd round draft pick.
Rod Hundley retired.
N/A Released Rod Horn.

1963-64

9/6/63 Claimed Don Nelson off of waivers from Chicago.
9/24/63 Claimed Hub Reed off waivers from Cincinnati.
Frank Selvy and Jim Krebs retired.
10/1/63 Roger Strickland claimed off waivers by Baltimore.
4/16/64 Purchased Darrall Imhoff's contract from Detroit.
5/1/64 Hub Reed claimed off waivers by New York.
5/1/64 Waived Mel Gibson.

1964-65

1/28/65 Purchased Bill McGill's contract from Grand Rapids of the North American League.
N/A Released Jerry Grote, Bill McGill & Charles Nash.

1965-66

10/14/65 Traded Dick Barnett to New York for Bob Boozer.
2/1/66 Signed free agent Tom Hoover.
5/1/66 Bob Boozer & Jim King are selected by Chicago in the Expansion Draft.
5/11/66 Purchased Hank Finkel's contract from Chicago.
N/A Released John Fairchild, Tom Hoover & Don Nelson.
Gene Wiley retired.

1966-67

9/14/66 Purchased Tom Hawkins's contract from Cincinnati.
9/22/66 Traded Leroy Ellis to Baltimore for Jim Barnes.
1/16/67 Traded Rudy LaRusso and a 1967 1st round draft pick to Detroit for Mel Counts (Detroit sent Ray Scott to Baltimore, who, in turn, sent Counts to LA).
5/1/67 John Block (San Diego), Henry Finkel (San Diego) and Walt Hazzard (Seattle) are selected in the Expansion Draft.

1967-68

10/21/67 Signed free agent Dennis Hamilton.
1/9/68 Traded Jim Barnes and a 1968 3rd round draft pick to Chicago for Erwin Mueller.
1/12/68 Claimed Fred Crawford on waivers from New York.
5/2/68 Signed free agent Jay Carty.
5/6/68 Gail Goodrich, Dennis Hamilton & John Wetzel are selected by Phoenix in the Expansion Draft.

1968-69

7/9/68 Traded Jerry Chambers, Archie Clark & Darrell Imhoff to Philadelphia for Wilt Chamberlain.
9/23/68 Traded Erwin Mueller to Chicago for Keith Erickson.
10/8/68 Purchased John Egan's contract from Milwaukee.
10/17/68 Waived Ed Biedenbach.



1969-70

- 9/9/69 Acquired Mike Lynn from Chicago for a 1971 3rd round draft pick.
- 9/18/69 Sold Fred Crawford's contract to Milwaukee. Released Cliff Anderson & Jay Carty. Tom Hawkins retired.
- 11/27/69 Traded Bill Hewitt and a 1970 3rd round draft pick to Detroit for Happy Hairston.
- 1/23/70 Purchased John Trevsant's contract from Seattle.
- 5/10/70 Dick Garrett (Buffalo), Mike Lynn (Buffalo) & John Egan (Cleveland) are selected in Expansion Draft.
- 5/20/70 Traded Mel Counts to Phoenix for Gail Goodrich.

1970-71

- 8/28/70 Claimed Fred Hetzel from Portland on waivers.
- 10/7/70 Claimed Pat Riley from Portland on waivers.
- 11/11/70 Traded John Tresvant to Baltimore for a 1972 2nd round draft pick.

1971-72

- 9/11/71 Acquired LeRoy Ellis from Portland for a 1972 2nd round draft pick and cash considerations.
- 9/20/71 Acquired Flynn Robinson from Cincinnati for a 1971 2nd round draft pick.
- 9/20/71 Waived Fred Hetzel, Willie McCarter & Earnie Killum.
- 10/13/71 Traded Rick Roberson to Cleveland for a 1972 2nd round draft pick and 1973 1st & 2nd round draft picks.
- 10/13/71 Claimed John Trapp on waivers from Houston.
- 11/5/71 Elgin Baylor retired.

1972-73

- 8/31/72 Traded Jim Cleamons to Cleveland for a 1974 2nd round draft choice.
- 9/19/72 Traded Paul Stovall to Phoenix for a 1974 2nd round draft pick and an additional future selection.
- 10/20/72 Released Roger Brown.
- 11/2/72 Traded LeRoy Ellis & John Trapp to Philadelphia for Mel Counts & Bill Bridges.
- 12/6/72 Traded Flynn Robinson to Baltimore for a 1973 2nd round draft pick.
- 12/6/72 Signed free agent Bill Turner.

1973-74

- 8/23/73 Acquired Stan Love from Baltimore in exchange for a 2nd round draft choice and cash considerations.
- 9/17/73 Traded Jim McMillian to Buffalo for Elmore Spencer.
- 10/30/73 Waived Travis Grant.
- 11/1/73 Traded Keith Erickson and a 1974 2nd round draft pick to Phoenix for Connie Hawkins.
- 5/17/74 Traded Jim Chones to Cleveland for a 1975 1st round draft pick.
- 6/14/74 Traded Mel Counts to New Orleans for future considerations.

1974-75

- 9/6/74 Signed Cazzie Russell and sent a 1976 1st round draft pick to Golden State as compensation.
- 10/3/74 Acquired Zelmo Beatty from Atlanta for a 1975 2nd round draft pick and cash considerations.
- 11/11/74 Traded Jim Price to Milwaukee for Lucius Allen.
- 11/28/74 Acquired Corky Calhoun from Phoenix for a 1976 2nd round draft pick and 1977 3rd round draft pick.
- 12/6/74 Waived Bill Bridges.
- 12/6/74 Acquired Stu Lantz from New Orleans for a 1975 3rd round draft pick and cash considerations.
- 2/10/75 Waived Stan Love.
- 6/16/75 Traded Elmore Smith, Brian Winters, Dave Meyers, & Junior Bridgeman to Milwaukee for Kareem Abdul-Jabbar & Walt Wesley.

1975-76

- 8/8/75 Traded Connie Hawkins to Atlanta for a 1976 3rd round draft pick.
- 9/24/75 Acquired Ron Williams from Milwaukee for a 1976 5th round draft pick.
- 10/1/75 Signed free agent Donnie Freeman.
- 10/21/75 Waived Happy Hairston.
- 10/22/75 Purchased Cornell Warner from Milwaukee.
- 10/28/75 Signed free agent Jim McDaniels.
- 10/30/75 Waived Walt Wesley.
- 11/3/75 Traded Pat Riley to Phoenix for two future draft picks.
- 11/26/75 Waived Ron Williams.
- 1/20/76 Acquired John Roche from Phoenix for future draft considerations.
- 1/21/76 Signed free agent Cliff Meely.
- 2/9/76 Waived Jim McDaniels.
- 5/10/76 Signed free agent Mack Calvin.

1976-77

- 7/19/76 Gail Goodrich signs with New Orleans as a veteran free agent.
- 8/5/76 Traded a 1977 2nd round pick & 1978 1st round pick to New Orleans in exchange for a 1977 1st round pick, 1978 1st round pick & 1980 2nd round pick as compensation for Jazz signing Gail Goodrich.
- 9/16/76 Signed free agent Don Chaney.
- 9/29/76 Waived Cliff Meely.
- 10/4/76 Traded future draft pick to Chicago for Allen Murphy.
- 10/5/76 Waived Donnie Freeman.
- 10/6/76 Waived John Roche.
- 10/18/76 Waived Corky Calhoun & Wayman Britt.
- 10/20/76 Acquired Bo Lamar from Detroit for future considerations.
- 10/22/76 Signed Cornell Warner.
- 11/2/76 Signed free agent Marvin Roberts.
- 11/2/76 Waived Allen Murphy.
- 11/2/76 Released Cornell Warner.
- 11/16/76 Traded Malvin Calvin to San Antonio for a 1977 1st round draft pick and cash considerations.
- 11/19/76 Signed free agent Johnny Neumann.

1977-78

- 6/6/77 Traded Lucius Allen to Kansas City for Ollie Johnson & 1st and 2nd round draft picks in 1978.
- 6/9/77 Traded Johnny Neumann to Buffalo for a 1977 3rd round draft choice.
- 7/13/77 Signed Jamaal Wilkes as a veteran free agent, sending cash and a 1978 1st round draft pick to Golden State as compensation.
- 9/7/77 Acquired Ernie DiGregorio from Buffalo for future considerations.
- 9/27/77 Waived C.J. Kupec.
- 9/30/77 Traded Ollie Johnson to Atlanta for Lou Hudson.
- 10/17/77 Traded Tony Robertson to Atlanta for a 1979 4th round draft pick.
- 10/17/77 Waived Cazzie Russell.
- 12/13/77 Acquired Adrian Dantley & Dave Robisch from Indiana for Earl Tatum & James Edwards.
- 12/27/77 Acquired Charlie Scott from Boston in exchange for Don Chaney, Kermit Washington and a 1978 1st round draft pick.
- 1/30/78 Waived Ernie DiGregorio.

1978-79

- 6/8/78 Traded Tom Abernethy to Buffalo for a 1978 2nd round draft pick.
- 6/26/78 Traded Charlie Scott to Denver for Ron Boone and two 1979 2nd round draft picks.
- 8/24/78 Signed free agent Derrek Dickey.
- 9/14/78 Waived Carlos Terry.
- 10/12/78 Released Derrek Dickey.
- 10/27/78 Signed Jim Price as a veteran free agent and sent a 1980 2nd round pick to Detroit as compensation.
- 10/27/78 Waived Brad Davis.

ALL-TIME TRANSACTIONS

1979-80

7/7/79	Signed free agent Irv Kiffin.
8/9/79	Waived Jim Price.
9/13/79	Traded Adrian Dantley to Utah for Spencer Haywood.
10/4/79	Waived Ron Carter.
10/5/79	Acquired Jim Chones from Cleveland for Dave Robisch and a 1980 3rd round draft choice.
10/5/79	Traded Irv Kiffin to San Antonio for a 1980 2nd round draft pick.
10/23/79	Traded Kenny Carr to Cleveland for a 1980 2nd round draft pick and a 1981 2nd round draft pick.
10/25/79	Traded Ron Boone to Utah for a 1981 3rd round draft pick.
10/25/79	Signed free agent Marty Byrnes.
2/14/80	Traded Ollie Mack, a 1980 2nd round draft pick and a 1981 2nd round draft pick to Chicago for Mark Landsberger.
2/15/80	Traded Don Ford and a 1980 1st round draft pick to Cleveland in exchange for Butch Lee and a 1982 1st round draft pick.
5/28/80	Marty Byrnes selected by Dallas in Expansion Draft.
6/10/80	Released Butch Lee.

1980-81

8/1/80	Signed Myles Patrick.
8/13/80	Signed Alan Hardy.
8/19/80	Waived Spencer Haywood
10/1/80	Traded Wayne Robinson to Detroit for a 1981 2nd round draft pick.
10/8/80	Acquired Jim Brewer from Portland for the right to swap 1984 1st round draft picks or a 1984 2nd round draft pick, choosing the latter.
11/17/80	Waived Tony Jackson.
11/19/80	Traded a 1982 1st round draft pick to New Jersey for Eddie Jordan.
12/2/80	Waived Myles Patrick.

1981-82

8/5/81	Acquired Mitch Kupchak from Washington in exchange for Jim Chones, Brad Holland, a 1982 2nd round draft pick and a 1983 1st round draft pick.
8/19/81	Signed free agents Clay Johnson, Harvey Knuckles & Kevin McKenna.
8/24/81	Signed free agent Darrell Allums.
9/13/81	Signed free agent Kurt Rambis.
10/13/81	Waived Clay Johnson.
10/15/81	Traded Butch Carter to Indiana for a 1982 3rd round draft pick.
10/27/81	Waived Alan Hardy.
12/24/81	Acquired Bob McAdoo from New Jersey exchange for a 1983 2nd round draft pick.
4/12/82	Signed free agent Clay Johnson.

1982-83

9/20/82	Signed free agent Joe Cooper.
10/8/82	Released Kevin McKenna.
10/22/82	Re-signed Mark Landsberger.
10/25/82	Waived Hutch Jones.
11/2/82	Re-signed Bob McAdoo.
11/8/82	Released Joe Cooper.
2/15/83	Acquired Dwight Jones from Chicago in exchange for a 1985 2nd round draft pick and cash considerations.
4/12/83	Signed free agent Billy Ray Bates.
4/16/83	Signed free agent Steve Mix.
	Released Billy Ray Bates.

1983-84

8/22/83	Waived Dwight Jones.
9/7/83	Signed free agents Larry Spriggs & Calvin Garrett. Steve Mix retired.
9/27/83	Signed free agent Dale Wilkinson.
10/16/83	Traded Norm Nixon, Eddie Jordan a 1986 2nd round draft pick and a 1987 2nd round draft pick to San Diego for Swen Nater & Byron Scott.
10/17/83	Waived Dale Wilkinson.
11/10/83	Waived Mark Landsberger & Clay Johnson.
4/11/84	Signed free agent Eddie Jordan.

1984-85

9/21/84	Signed free agent Chuck Nevitt.
	Swen Nater retired.
11/6/84	Waived Chuck Nevitt.
11/29/84	Signed free agent Ronnie Lester.
3/5/85	Signed free agent Chuck Nevitt.

1985-86

8/19/85	Acquired Maurice Lucas from Phoenix for a 1988 2nd round draft pick and a 1989 2nd round draft pick.
8/28/85	Waived Jamaal Wilkes.
9/10/85	Re-signed free agent Chuck Nevitt.
10/9/85	Sold Earl Jones to San Antonio.
10/16/85	Waived Dexter Shouse.
11/23/85	Waived Chuck Nevitt.
3/10/86	Signed free agent Jerome Henderson.
3/18/86	Signed free agent Petur Gudmundsson.
6/17/86	Traded Mike McGee and the draft rights to Ken Barlow to Atlanta for Billy Thompson & Ron Kellogg.

1986-87

9/18/86	Signed free agent Adrian Branch.
9/26/86	Waived Maurice Lucas.
9/30/86	Mitch Kupchak retired.
10/2/86	Sold Ronnie Lester to Seattle.
10/9/86	Signed Frank Brickowski, granting Seattle future considerations for not exercising right of 1st refusal.
2/13/87	Traded Frank Brickowski, Petur Gudmundsson, a 1987 1st round draft pick, a 1990 2nd round draft pick and cash to San Antonio for Mychal Thompson.

1987-88

8/28/87	Signed Frank Ford, Willie Glass, Ralph Talley & Ron Vandrshaaf.
10/1/87	Signed free agent Mike Smrek.
10/2/87	Signed free agent Milt Wagner.
10/5/87	Signed Wes Matthews.
10/7/87	Acquired rights to Jeff Lamp from San Antonio in exchange for a 1988 3rd round draft pick.
11/5/87	Sold Adrian Branch to New Jersey.
12/12/87	Signed free agent Ray Tolbert.
3/14/88	Waived Ray Tolbert.
3/30/88	Signed free agent Tony Campbell.
6/23/88	Traded a 1992 2nd round draft pick to Miami for not selecting K. Abdul-Jabbar in 1988 Expansion Draft.
6/23/88	Billy Thompson taken by Miami in Expansion Draft.

1988-89

8/9/88	Signed free agent Orlando Woolridge.
8/24/88	Signed free agent Milt Wagner.
8/29/88	Signed free agent Kannard Johnson.
8/30/88	Signed free agent Scott Meents.
9/20/88	Renounced rights to Wes Matthews.
10/3/88	Signed free agent Mark McNamara.
10/6/88	Re-signed Tony Campbell.
10/17/88	Waived Scott Meents.
10/24/88	Waived Milt Wagner.
11/2/88	Traded Mike Smrek to San Antonio in exchange for a 1990 2nd round draft pick.
6/15/89	David Rivers taken by Minnesota in Expansion Draft.



1989-90

8/4/89 Signed free agent Larry Drew.
 9/12/89 Signed free agent Quintin Dailey.
 9/18/89 Signed free agents Mike Higgins, Milt Newton & Steve Bucknall.
 10/2/89 Signed free agent Mel McCants.
 10/13/89 Waived Quintin Dailey.
 10/31/89 Waived Milt Newton.
 12/13/89 Waived Mike Higgins.
 12/24/89 Signed free agent Jay Vincent.
 3/5/90 Waived Steve Bucknall & Michael Higgins.
 3/5/90 Signed free agent Jawann Oldham to the first of two 10-day contracts.

1990-91

8/3/90 Traded Orlando Woolridge to Denver in exchange for 1993 and 1995 2nd round draft picks.
 8/6/90 Signed free agent Sam Perkins.
 8/15/90 Waived Michael Cooper.
 9/25/90 Acquired Terry Teagle from Golden State in exchange for a 1990 1st round draft pick.
 9/25/90 Traded Mark McNamara to San Antonio for choice of Lakers 1991 or 1994 2nd round draft pick.
 9/25/90 Signed free agent Tony Brown.
 10/2/90 Signed free agent Mario Elie.
 10/15/90 Waived Mario Elie.
 10/16/90 Signed free agent Irving Thomas.
 10/19/90 Waived Michael Young.
 12/6/90 Waived Tony Brown.

1991-92

9/30/91 Signed free agents Tony Smith & Keith Owens.
 10/2/91 Waived Larry Drew & Mychal Thompson.
 10/2/91 Acquired Sedale Threatt from Seattle in exchange for 1994, 1995 and 1996 2nd round draft picks.
 10/4/91 Signed free agent Jack Haley.
 10/29/91 Signed free agent Demetrius Calip.
 10/30/91 Waived Anthony Jones & Irving Thomas.
 12/5/91 Signed free agent Chuckie Brown.
 12/6/91 Waived Demetrius Calip.
 12/6/91 Signed free agent Rory Sparrow.
 3/20/92 Signed Cliff Robinson to the first of two 10-day contracts.
 4/8/92 Signed Cliff Robinson for remainder of the season.
 5/11/92 Acquired Milwaukee's 1992 and 1995 2nd round draft picks in exchange for releasing the rights to coach Mike Dunleavy.

1992-93

8/11/92 Signed Alex Blackwell.
 8/13/92 Signed free agents James Edwards & Sean Higgins.
 9/29/92 Magic Johnson announced he will play for the Lakers in 1992-93.
 9/29/92 Renounced the rights to free agents Terry Teagle, Cliff Robinson, Rory Sparrow, Keith Owens & Chuckie Brown.
 9/29/92 Waived Sean Higgins.
 2/22/93 Traded Sam Perkins to Seattle in exchange for Benoit Benjamin & Doug Christie.
 6/21/93 Acquired Sam Bowie and a 1998 2nd round draft pick from New Jersey in exchange for Benoit Benjamin.

1993-94

7/15/93 Signed rookie free agent Antonio Harvey.
 7/21/93 Released Alex Blackwell, A.C. Green & Byron Scott.
 8/30/93 Signed free agent Trevor Wilson.
 10/1/93 Signed free agent Kurt Rambis.
 11/4/93 Waived Duane Cooper.
 12/7/93 Waived Trevor Wilson.
 12/14/93 Waived Kurt Rambis.
 1/5/94 Re-signed Kurt Rambis.
 1/22/94 Signed Reggie Jordan to the first of two 10-day contracts.
 2/8/94 Signed Reggie Jordan for remainder of the season.
 2/24/94 Acquired Dan Schayes from Milwaukee in exchange for a 2nd round draft choice.

1994-95

7/1/94 Acquired Anthony Miller from Golden State in exchange for a 1995 2nd round draft pick.
 7/1/94 Renounced the rights to Dan Schayes.
 7/21/94 Signed free agent Trevor Ruffin.
 9/23/94 Acquired Cedric Ceballos from Phoenix in exchange for a 1995 1st round draft pick.
 10/13/94 Traded Doug Christie to New York in exchange for 1997 and 1998 2nd round draft picks.
 11/3/94 Waived Trevor Ruffin.
 11/10/94 James Worthy announced retirement.
 1/10/95 Signed free agent Lester Conner to 10-day contract.
 1/20/95 Signed free agent Danny Young to 10-day contract.
 1/31/95 Signed free agent Kurt Rambis.
 2/22/95 Signed free agent Lloyd Daniels to the first of two 10-day contracts.
 2/28/95 Signed free agent Randolph Keys to the first of two 10-day contracts.
 3/14/95 Signed Lloyd Daniels & Randolph Keys to a contract for the rest of the season.
 4/11/95 Waived Lloyd Daniels.
 6/24/95 Antonio Harvey selected by Vancouver in the Expansion Draft.
 6/30/95 Acquired Corie Blount from Chicago in exchange for future considerations.

1995-96

9/29/95 Sam Bowie retired.
 9/29/95 Released Randolph Keys, Kurt Rambis & Tony Smith.
 9/29/95 Signed free agent Gerard King.
 10/3/95 Signed free agent Fred Roberts.
 10/6/95 Signed free agent Kurt Rambis.
 10/26/95 Signed free agent Derek Strong.
 10/31/95 Waived Gerard Kings & Kurt Rambis.
 1/29/96 Signed Earvin Johnson.
 5/14/96 Earvin Johnson announces retirement.

1996-97

7/11/96 Traded Vlade Divac to Charlotte for Kobe Bryant.
 7/16/96 Traded Anthony Peeler, George Lynch along with 1998 and 1999 2nd round draft picks to Vancouver in exchange for 1998 and 1999 2nd round draft picks.
 7/16/96 Signed free agent Sean Rooks.
 7/17/96 Released Fred Roberts, Derek Strong & Sedale Threatt.
 7/18/96 Signed free agent Shaquille O'Neal.
 7/31/96 Signed free agent Travis Knight.
 8/9/96 Signed free agent Rumeal Robinson.
 8/12/96 Signed free agent Jerome Kersey.
 8/15/96 Signed free agent Trevor Wilson.
 9/11/96 Signed free agent Jaquain Hawkins.
 10/21/96 Waived Jaquain Hawkins.
 9/30/96 Signed free agent Byron Scott.
 12/16/96 Waived Trevor Wilson.
 1/10/97 Traded Cedric Ceballos & Rumeal Robinson to Phoenix for Robert Horry & Joe Kleine.
 2/20/97 Acquired George McCloud from New Jersey for Joe Kleine, a 1997 1st round draft pick and a conditional 2nd round pick.
 2/24/97 Signed Larry Krystkowiak to a 10-day contract.
 3/5/97 Signed Larry Krystkowiak to a second 10-day contract.

1997-98

7/24/97 Signed free agent James Forrester.
 8/27/97 Signed free agent Jon Barry.
 8/28/97 Signed free agent Rick Fox.
 9/17/97 Signed free agent Shea Seals.
 9/22/97 Signed free agent Mario Bennett.
 10/2/97 Signed DeJuan Wheat.
 10/20/97 Waived DeJuan Wheat.
 10/25/97 Waived James Forrester.
 6/24/98 Traded Nick Van Exel to Denver for Tony Battie & draft rights to Tyrronn Lue.
 6/24/98 Sold the draft rights to Toby Bailey to Phoenix.

ALL-TIME TRANSACTIONS

1998-99

1/21/99	Traded Tony Battie to Boston for Travis Knight.
1/21/99	Signed free agent Derek Harper.
2/23/99	Signed free agent Dennis Rodman.
2/24/99	Relieved head coach Del Harris of his duties.
2/26/99	Hired Kurt Rambis as head coach.
3/10/99	Waived Corie Blount.
3/10/99	Traded Eddie Jones & Elden Campbell to Charlotte for B.J. Armstrong, J.R. Reid & Glen Rice.
3/10/99	Waived B.J. Armstrong.
4/15/99	Waived Dennis Rodman.

1999-00

6/16/99	Hired Phil Jackson as head coach.
9/1/99	Traded Sean Rooks to Dallas for A.C. Green.
9/21/99	Traded Derek Harper to Detroit for draft rights to rookie guard Melvin Levett.
9/28/99	Signed free agent Benoit Benjamin.
9/29/99	Signed free agent John Salley.
10/13/99	Signed free agent Ron Harper.
10/20/99	Signed free agent Brian Shaw.
10/28/99	Waived Benoit Benjamin.
11/12/99	Waived Sam Jacobson.
6/28/00	Waived A.C. Green.

2000-01

8/15/00	Signed free agent Stanislav Medvedenko.
8/23/00	Signed free agent Andy Panko.
8/25/00	Signed free agent Isaiah Rider.
9/20/00	Traded Glen Rice & Travis Knight to New York in exchange for Horace Grant, Greg Foster, Chuck Person & Emanuel Davis from Seattle.
9/29/00	Waived Chuck Person.
10/2/00	Signed free agent Mike Penberthy.
10/6/00	Re-signed free agent Brian Shaw.
10/25/00	Waived Emanuel Davis.
10/29/00	Waived Andy Panko.
6/28/01	Traded Greg Foster to Milwaukee for Lindsey Hunter.

2001-02

7/20/01	Signed free agent Mitch Richmond.
7/20/01	Signed free agent Samaki Walker.
7/31/01	Signed free agent Peter Cornell.
8/9/01	Signed free agent Joe Crispin.
8/28/01	Signed free agent Isaac Fontaine.
9/21/01	Signed free agent Jelani McCoy.
9/21/01	Signed free agent Isaac Fontaine.
9/26/01	Signed free agent Dickey Simpkins.
9/27/01	Signed free agent Paul Shirley.
9/27/01	Signed free agent Dennis Scott.
10/16/01	Waived Paul Shirley & Dennis Scott.
10/23/01	Waived Peter Cornell.
10/25/01	Waived Isaac Fontaine & Dickey Simpkins.
10/31/01	Waived Brian Shaw.
11/4/01	Re-signed Brian Shaw.
11/10/01	Waived Mike Penberthy.
11/25/01	Waived Joe Crispin.

2002-03

7/26/02	Acquired Tracy Murray, the draft rights to Kareem Rush and a 2003 2nd round draft pick from Toronto in exchange for Lindsey Hunter, the draft rights to Chris Jeffries and a 2003 2nd round draft pick.
7/26/02	Signed free agent Brian Shaw.
7/26/02	Signed free agent Jannerro Pargo.
8/14/02	Signed free agent A.J. Guyton.
8/23/02	Signed free agent Soumaila Samake
9/18/02	Signed free agent Guy Rucker.
9/19/02	Signed free agent Nick Sheppard.
9/20/02	Signed free agent Jefferson Sobral.
10/9/02	Waived Nick Sheppard.
10/17/02	Waived Jefferson Sobral.
10/24/02	Waived A.J. Guyton.
10/27/02	Waived Guy Rucker.
12/6/02	Waived Soumaila Samake.

2003-04

7/6/03	Signed 1st round draft-pick Brian Cook.
7/8/03	Signed 2nd round draft-pick Luke Walton.
7/16/03	Signed free agents Karl Malone & Gary Payton.
7/24/03	Signed Jamal Sampson.
7/28/03	Signed free agent Horace Grant.
8/13/03	Signed free agents Ime Udoka & Maurice Carter.
8/14/03	Signed free agent Koko Archibong.
8/15/03	Signed free agent Eric Chenowith.
8/19/03	Signed free agent Stephane Pelle.
10/1/03	Signed free agent Bryon Russell.
10/14/03	Waived Koko Archibong & Maurice Carter.
10/23/03	Waived Eric Chenowith, Stephane Pelle & Ime Udoka.
1/7/04	Waived Jannerro Pargo.
1/14/04	Signed free agent Ime Udoka to a 10-day contract.
1/30/04	Signed free agent Maurice Carter to a 10-day contract.
2/9/04	Signed Maurice Carter to a second 10-day contract.

2004-05

7/10/04	Hired head coach Rudy Tomjanovich.
7/14/04	Acquired Lamar Odom, Brian Grant, Caron Butler, a 2006 1st round draft pick and a 2007 2nd round draft pick from Miami in exchange for Shaquille O'Neal.
7/15/04	Re-signed Kobe Bryant.
7/20/04	Signed 1st round draft pick Sasha Vujacic.
7/20/04	Signed free agent Vlade Divac.
8/2/04	Re-signed Stanislav Medvedenko.
8/6/04	Acquired Chris Mihm, Chucky Atkins & Jumaine Jones from Boston in exchange for Gary Payton, Rick Fox and a 2006 1st round draft pick. (trade was amended 8/13/04).
8/6/04	Signed free agent Tony Bobbitt.
8/24/04	Signed free agent Nate Johnson.
9/29/04	Signed free agent Neil Yanke.
10/4/04	Signed free agents Tierre Brown & Jerry Dupree.
10/6/04	Signed free agent Ike Nwankwo.
10/23/04	Waived Jerry Dupree & Neil Yanke.
10/27/04	Waived Nate Johnson & Ike Nwankwo.
11/1/04	Waived Tony Bobbitt.
12/6/04	Traded Kareem Rush to Charlotte for a 2005 2nd round draft pick and a 2009 2nd round draft pick.
12/6/04	Signed free agent Tony Bobbitt.
2/2/05	Named Frank Hamblen head coach after Rudy Tomjanovich steps down.

2005-06

6/14/05	Hired head coach Phil Jackson.
7/6/05	Signed 1st round draft pick Andrew Bynum.
8/1/05	Signed 2nd round draft pick Von Wafer.
8/2/05	Acquired Kwame Brown & Laron Profit from Washington for Caron Butler & Chucky Atkins.
8/2/05	Signed free agent William "Smush" Parker.
8/8/05	Re-signed Luke Walton.
8/10/05	Waived designated amnesty player Brian Grant.
8/26/05	Signed free agent Aaron McKie.
9/6/05	Signed free agent Devin Green.
9/19/05	Signed free agent Will Conroy.
10/3/05	Signed free agent Corie Blount.
10/6/05	Waived Vlade Divac.
10/6/05	Signed free agent Adam Parada.
10/18/05	Waived Will Conroy.
10/26/05	Traded Jumaine Jones to Charlotte in exchange for a 2007 2nd round draft pick.
10/27/05	Waived Tony Bobbitt & Adam Parada
10/31/05	Exercised 4th year option on Brian Cook.
10/31/05	Waived Corie Blount.
1/17/06	Signed 2nd round draft pick Ronny Turiaf.
1/17/06	Waived Laron Profit.
3/6/06	Signed free agent Jim Jackson.
3/6/06	Waived Stanislav Medvedenko.



2006-07

6/28/06	Acquired draft rights to J.R.Pinnock from Dallas for a 2007 2nd round draft pick acquired from Miami.
6/28/06	Acquired Maurice Evans from Detroit for draft rights to 2nd round selection Cheick Samb.
7/5/06	Signed 1st round draft pick Jordan Farmar.
7/12/06	Signed free agent Vladimir Radmanovic.
7/12/06	Signed free agent Shammond Williams.
9/6/06	Signed J.R. Pinnock.
9/25/06	Re-signed Devin Green.
10/2/06	Signed Mamadou N'Diaye.
10/2/06	Signed Marcus Douthit.
10/12/06	Waived Marcus Douthit & Mamadou N'Diaye.
10/26/06	Waived J.R. Pinnock & Von Wafer.
10/27/06	Exercised 3rd year option on Andrew Bynum.
10/27/06	Exercised 4th year option on Sasha Vujacic.
10/30/06	Waived Devin Green.
10/31/06	Signed Brian Cook to multi-year contract extension.

D-League Transactions

Assigned Jordan Farmar (3/31, 4/2, 4/12).
Recalled Jordan Farmar (4/1, 4/3, 4/12).

2007-08

7/3/07	Signed 1st round draft pick Javaris Crittenton.
7/12/07	Re-signed Luke Walton.
7/19/07	Re-signed Chris Mihm.
7/20/07	Signed free agent guard Derek Fisher.
7/30/07	Signed free agent guard Coby Karl.
8/22/07	Signed free agent center Larry Turner.
9/17/07	Signed free agent forward Elton Brown.
10/1/07	Signed free agent forward Andre Patterson.
10/23/07	Waived Elton Brown, Andre Patterson & Larry Turner.
10/29/07	Exercised 3rd year option on Jordan Farmar.
10/29/07	Exercised 4th year option on Andrew Bynum.
11/20/07	Acquired Trevor Ariza from Orlando in exchange for Brian Cook & Maurice Evans.
12/12/07	Signed Phil Jackson to contract extension.
1/21/08	Signed free agent DJ Mbenga to 10-day contract.
2/1/08	Signed free agent Aaron McKie.
2/1/08	Acquired Pau Gasol and a 2010 2nd round draft pick from Memphis in exchange for Kwame Brown, Javaris Crittenton, Aaron McKie, the draft rights to Marc Gasol and 1st round draft picks in 2008 & 2010.
2/1/08	Signed DJ Mbenga to 2nd 10-day contract.
2/11/08	Signed DJ Mbenga for remainder of season.
3/21/08	Signed free agent Ira Newble to 10-day contract.
4/1/08	Signed Ira Newble for remainder of season.

D-League Transactions

Assigned Coby Karl (11/28, 2/14, 4/5).
Recalled Coby Karl (12/24, 2/19).

2008-09

7/28/08	Re-signed Sasha Vujacic.
8/1/08	Signed free agent Dwayne Mitchell.
8/14/08	Signed free agent Josh Powell.
8/25/08	Signed 2007 2nd round draft pick Sun Yue.
8/27/08	Signed 2nd round draft pick Joe Crawford.
9/10/08	Signed free agent Brandon Heath.
9/12/08	Signed free agent C.J. Giles.
9/24/08	Re-signed DJ Mbenga.
10/8/08	Waived Dwayne Mitchell.
10/20/08	Waived Brandon Heath.
10/22/08	Waived Joe Crawford & C.J. Giles.
10/27/08	Waived Coby Karl.
10/27/08	Exercised 4th year option on Jordan Farmar.
2/7/09	Acquired Adam Morrison & Shannon Brown from Charlotte in exchange for Vladimir Radmanovic.
2/18/09	Traded Chris Mihm to Memphis in exchange for conditional 2nd round pick in the 2013 NBA Draft.

D-League Transactions

Assigned Sun Yue (3/6, 3/19).
Recalled Sun Yue (3/16).

2009-10

6/25/09	Sent draft rights to Toney Douglas to New York in exchange for a 2011 2nd round draft pick & cash considerations.
6/25/09	Sent draft rights to Patrick Beverley to Miami in exchange for a 2011 2nd round draft pick & cash considerations.
7/7/09	Re-signed Shannon Brown.
7/7/09	Signed free agent Metta World Peace.
7/31/09	Re-signed Lamar Odom.
9/28/09	Signed free agents Michael Fey, Tony Gaffney, Mickael Gelabale & David Mond.
9/30/09	Signed free agent Thomas Kelati.
10/10/09	Waived Michael Fey, Mickael Gelabale & David Mond.
10/21/09	Waived Thomas Kelati.
10/24/09	Waived Tony Gaffney.
12/23/09	Signed Pau Gasol to a contract extension.
4/2/10	Signed Kobe Bryant to a contract extension.

2010-11

7/8/10	Signed free agent Steve Blake.
7/14/10	Re-signed Derek Fisher.
7/22/10	Signed free agent Theo Ratliff.
7/22/10	Signed free agent Matt Barnes.
8/11/10	Re-signed Shannon Brown.
8/12/10	Signed 2nd round draft pick Devin Ebanks.
8/13/10	Signed 2nd round draft pick Derrick Caracter.
9/24/10	Signed free agents Russell Hicks, Trey Johnson, Drew Naymick & Anthony Roberson.
9/30/10	Waived Russell Hicks & Anthony Roberson.
10/21/10	Waived Trey Johnson & Drew Naymick.
12/15/10	Acquired Joe Smith, Golden State's 2011 2nd round draft pick, Chicago's 2012 2nd round draft pick & the draft rights to Sergei Lishouk in exchange for Sasha Vujacic & a conditional 2011 1st round draft pick in a three-team trade with New Jersey & Houston.
4/13/11	Signed free agent Trey Johnson.

D-League Transactions

Assigned Devin Ebanks (12/17).
Recalled Devin Ebanks (1/9).
Assigned Derrick Caracter (3/29, 4/6).
Recalled Derrick Caracter (4/5, 4/13).

2011-12

12/9/11	Signed free agent Jason Kapono.
12/9/11	Signed 2nd round draft pick Darius Morris.
12/9/11	Signed 2nd round draft pick Andrew Goudelock.
12/9/11	Signed free agent Elijah Millsap.
12/9/11	Signed free agent Zach Andrews.
12/9/11	Signed free agent Chris Daniels.
12/11/11	Acquired Dallas' 2012 1st Round draft pick and a trade exception in exchange for Lamar Odom and a 2012 2nd Round draft pick.
12/13/11	Signed free agent Gerald Green.
12/13/11	Signed free agent Malcolm Thomas.
12/14/11	Signed free agent Josh McRoberts.
12/18/11	Signed free agent Troy Murphy.
12/22/11	Waived Zach Andrews, Chris Daniels, Gerald Green, Elijah Millsap & Malcolm Thomas.
2/7/12	Waived Derrick Caracter.
3/15/12	Acquired Ramon Sessions and Christian Eyenga from Cleveland in exchange for Luke Walton, Jason Kapono, the Lakers' 2012 1st Round (protected) draft pick and other considerations.
3/15/12	Acquired Jordan Hill from Houston for Derek Fisher and Dallas' protected 1st round selection in the 2012 NBA Draft.

D-League Transactions

Assigned Andrew Goudelock (12/17).
Recalled Andrew Goudelock (12/18).
Assigned Malcolm Thomas (12/17).
Recalled Malcolm Thomas (12/18).

ALL-TIME TRANSACTIONS

2011-12 (CONT.)

Assigned Derrick Character (1/25).
Assigned Devin Ebanks (2/15).
Recalled Devin Ebanks (2/28).
Assigned Darius Morris (3/7).
Recalled Darius Morris (3/16).
Recalled Christian Eyenga (4/25).

2012-13

6/28/12 Acquired rights to Dallas' 2nd round draft pick Darius Johnson-Odom for cash considerations.
7/10/12 Acquired Steve Nash from Phoenix in exchange for 1st round draft picks in 2013 & 2015 and 2nd round draft picks in 2013 & 2014.
7/25/12 Signed free agent Antawn Jamison.
7/25/12 Re-signed Jordan Hill.
8/10/12 Acquired Dwight Howard, Chris Duhon & Earl Clark from Orlando in exchange for Josh McRoberts, Christian Eyenga, a protected 2017 1st round draft pick and a protected 2015 2nd round draft pick while sending Andrew Bynum to Philadelphia in a four-team trade (Denver, Philadelphia).
8/13/12 Signed free agent Jodie Meeks.
8/13/12 Re-signed Devin Ebanks.
9/5/12 Signed free agents Greg Somogyi & Reeves Nelson.
9/7/12 Signed 2nd round draft pick Robert Sacre.
9/17/12 Signed Darius Johnson-Odom.
9/27/12 Signed free agent Ronnie Aguilar.
10/1/12 Signed free agent Chris Douglas-Roberts.
10/20/12 Waived Ronnie Aguilar & Reeves Nelson.
10/22/12 Waived Chris Douglas-Roberts and Greg Somogyi.
10/27/12 Waived Andrew Goudelock.
1/7/13 Waived Darius Johnson-Odom.
4/14/13 Re-signed free agent Andrew Goudelock.

D-League Transactions

Assigned Darius Johnson-Odom (11/10, 11/17, 11/25).
Recalled Darius Johnson-Odom (11/11, 11/18).
Assigned Robert Sacre (11/27, 11/28, 1/5, 3/7, 3/9, 4/3).
Recalled Robert Sacre (11/27, 12/3, 1/7, 3/8, 3/9, 4/4).
Assigned Darius Morris (3/7, 3/9, 4/3).
Recalled Darius Morris (3/8, 3/9, 4/4).

2013-14

6/27/13 Selected Ryan Kelly with the 48th pick in the 2013 NBA Draft.
7/10/13 Re-signed Robert Sacre.
7/11/13 Signed free agent Nick Young.
7/12/13 Signed free agent Chris Kaman.
7/15/13 Signed free agent Wesley Johnson.
7/17/13 Signed free agent Jordan Farmar.
8/14/13 Signed free agent Elias Harris.
9/3/13 Signed free agent Shawne Williams.
9/5/13 Signed free agent Xavier Henry.
9/16/13 Signed free agent Marcus Landry.
9/20/13 Signed Ryan Kelly.
9/25/13 Signed free agents Eric Boateng and Darius Johnson-Odom.
9/27/13 Signed free agent Dan Gadzuric.
10/9/13 Waived Eric Boateng and Dan Gadzuric.
10/16/13 Waived Darius Johnson-Odom.
10/25/13 Waived Marcus Landry.
11/25/13 Signed Kobe Bryant to a contract extension.
11/29/13 Waived Elias Harris.
12/20/13 Signed free agent Kendall Marshall.
1/7/14 Waived Shawne Williams.
1/16/14 Signed Manny Harris to a 10-day contract.
1/26/14 Signed Manny Harris to a 10-day contract.
2/6/14 Signed Shawne Williams to a 10-day contract.
2/19/14 Acquired Kent Bazemore and MarShon Brooks from the Golden State Warriors in exchange for Steve Blake.

2013-14 (CONT.)

D-League Transactions

Assigned Elias Harris (11/14, 11/15, 11/17, 11/21, 11/23, 11/24).
Recalled Elias Harris (11/15, 11/16, 11/19, 11/21, 11/23).
Assigned Xavier Henry (2/27).
Recalled Xavier Henry (3/2).
Assigned Ryan Kelly (11/14, 11/15, 11/17, 11/21, 11/23, 11/24, 12/5).
Recalled Ryan Kelly (11/15, 11/16, 11/19, 11/21, 11/23, 12/2, 12/7)

2014-15

6/26/14 Selected Julius Randle with the 7th pick in the 2014 NBA Draft and acquired the draft rights to Jordan Clarkson (46th overall selection) from the Washington Wizards in exchange for cash considerations.
7/13/14 Acquired Jeremy Lin, a future first round draft pick, and a conditional 2015 second round draft pick from the Houston Rockets in exchange for the rights to Sergei Lishchuk.
7/17/14 Awarded Carlos Boozer on a partial waiver claim.
7/18/14 Waived Kendall Marshall.
7/21/14 Signed free agents Ryan Kelly and Nick Young.
7/23/14 Signed free agents Ed Davis and Jordan Hill.
7/25/14 Signed free agent Xavier Henry.
7/28/14 Signed free agent Wesley Johnson.
9/22/14 Signed free agent Wayne Ellington.
9/23/14 Signed free agents Keith Appling, Jabari Brown, Roscoe Smith, and Jeremy Tyler.
9/24/14 Signed free agent Ronnie Price.
10/20/14 Waived Keith Appling and Jeremy Tyler.
10/25/14 Waived Jabari Brown and Roscoe Smith.
12/28/14 Waived Xavier Henry.
Awarded Tarik Black on a waiver claim.
3/10/15 Signed Jabari Brown to a 10-day contract.
3/21/15 Signed Jabari Brown to a second 10-day contract.
4/1/15 Signed Jabari Brown to a multi-year contract.
Waived Steve Nash.
4/3/15 Signed Dwight Buycks to a 10-day contract.
4/13/15 Signed Vander Blue for the remainder of the season.

D-League Transactions

Assigned Jordan Clarkson (11/15, 11/22, 12/6, 12/18, 1/3).
Recalled Jordan Clarkson (11/15, 11/22, 12/7, 12/18, 1/3).
Assigned Xavier Henry (11/15, 11/22).
Recalled Xavier Henry (11/15, 11/22).
Assigned Tarik Black (1/3).
Recalled Tarik Black (1/3).
Assigned Ryan Kelly (1/30).
Recalled Ryan Kelly (1/30).

2015-16

6/25/15 Selected D'Angelo Russell with the 2nd pick, Larry Nance Jr. with the 27th pick, and Anthony Brown with the 34th pick in the 2015 NBA Draft.
7/9/15 Signed free agents Lou Williams and Brandon Bass.
Acquired Roy Hibbert from the Indiana Pacers in exchange for a future second round pick.
8/13/15 Signed free agent Jonathan Holmes.
8/25/15 Signed free agent Michael Frazier II.
9/9/15 Signed free agent Marcelo Huertas.
9/14/15 Signed free agent Robert Upshaw.
9/24/15 Signed free agent Metta World Peace.
10/20/15 Waived Michael Frazier II and Robert Upshaw.
10/23/15 Waived Jonathan Holmes.
10/26/15 Waived Jabari Brown.

D-League Transactions

Assigned Anthony Brown (11/17, 11/18, 11/19, 11/21, 11/26, 12/13, 1/2).
Recalled Anthony Brown (11/18, 11/19, 11/21, 11/22, 11/29, 12/13, 1/2).
Assigned Tarik Black (12/13, 12/17, 12/18, 1/2, 1/8, 1/30).
Recalled Tarik Black (12/13, 12/18, 12/23, 1/2, 1/11, 1/30).
Assigned Ryan Kelly (12/13, 12/17, 12/18, 1/2, 1/8).
Recalled Ryan Kelly (12/13, 12/18, 12/23, 1/2, 1/11).



2016-17

- 6/23/16 Selected Brandon Ingram with the 2nd pick and Ivica Zubac with the 32nd pick in the 2016 NBA Draft.
- 7/7/16 Signed free agents Jordan Clarkson and Luol Deng. Acquired Jose Calderon and two second round draft picks from the Chicago Bulls in exchange for the draft rights to Ater Majok.
- 7/8/16 Signed free agent Timofey Mozgov.
- 8/5/16 Signed free agent Marcelo Huertas.
- 8/22/16 Signed free agent Yi Jianlian.
- 8/24/16 Signed free agent Tarik Black.
- 8/29/16 Signed free agent Zach Auguste.
- 9/1/16 Signed free agents Julian Jacobs and Travis Wear.
- 9/21/16 Signed free agent Thomas Robinson.
- 9/23/16 Signed free agent Metta World Peace.
- 10/12/16 Waived Zach Auguste, Julian Jacobs and Travis Wear
- 10/24/16 Waived Anthony Brown and Yi Jianlian
- 2/23/17 Acquired Corey Brewer and a 2017 first round draft pick from the Houston Rockets in exchange for Lou Williams
- 2/27/17 Waived Jose Calderon
- 2/28/17 Signed David Nwaba to a 10-day contract
- 3/11/17 Re-signed David Nwaba to a second 10-day contract
- 3/21/17 Signed David Nwaba to a multi-year deal.

D-League Transactions

- Assigned Ivica Zubac (11/16, 11/22, 12/8, 12/10, 12/28, 12/30, 1/4/1, 1/6, 1/13, 1/14, 3/10).
- Recalled Ivica Zubac (11/18, 12/5, 12/9, 12/11, 12/29, 12/30, 1/6, 1/7, 1/13, 1/15, 3/11).
- Assigned David Nwaba (3/4, 3/11, 4/6, 4/8, 4/10).
- Recalled David Nwaba (3/5, 3/11, 4/7, 4/9, 4/11).

2017-18

- 6/22/17 Selected Lonzo Ball with the 2nd pick in the 2017 NBA Draft. Acquired Brook Lopez and Kyle Kuzma (27th overall pick) from the Brooklyn Nets in exchange for D'Angelo Russell and Timofey Mozgov. Acquired Josh Hart (30th overall pick) and Thomas Bryant (42nd overall pick) from the Utah Jazz in exchange for Tony Bradley (28th overall pick).
- 7/13/17 Signed Kentavious Caldwell-Pope. Signed Alex Caruso to a two-way contract.
- 7/26/17 Re-signed Tyler Ennis.
- 8/5/17 Signed Vander Blue.
- 8/9/17 Signed Stephen Zimmerman.
- 8/11/17 Signed V.J. Beachem.
- 8/14/17 Signed Briante Weber.
- 9/19/17 Signed Andrew Bogut.
- 10/9/17 Waived V.J. Beachem and Stephen Zimmerman.
- 10/12/17 Signed Travis Wear.
- 10/14/17 Signed Vander Blue, Travis Wear and Briante Weber.
- 10/18/17 Signed Vander Blue to a two-way contract.
- 1/6/18 Waived Andrew Bogut.
- 1/12/18 Waived Vander Blue.
- 1/15/18 Signed Gary Payton II to a two-way contract.
- 1/19/18 Signed Nigel Hayes to a 10-day contract.
- 2/8/18 Acquired Channing Frye, Isaiah Thomas and a protected first round draft pick from the Cleveland Cavaliers in exchange for Jordan Clarkson and Larry Nance Jr.
- 2/28/18 Waived Corey Brewer.
- 3/2/18 Signed Travis Wear to a 10-day contract.
- 3/9/18 Signed Derrick Williams to a 10-day contract.
- 3/13/18 Re-signed Travis Wear to a second 10-day contract.
- 3/23/18 Signed Travis Wear for the remainder of season.
- 4/9/18 Signed Andre Ingram for remainder of season.

2017-18 (CONT.)**G League Transactions**

- Assigned Thomas Bryant (10/25, 10/26, 10/28, 11/1, 11/6, 11/21, 11/22, 12/4, 12/28, 12/30, 1/8, 1/25, 2/5, 2/9, 2/22, 2/24, 3/8, 3/14, 3/17, 3/23, 3/27, 3/29).
- Recalled Bryant (10/25, 10/30, 11/5, 11/14, 11/21, 11/28, 12/16, 12/29, 1/7, 1/20, 1/30, 2/8, 2/12, 2/23, 2/28, 3/12, 3/16, 3/21, 3/25, 3/28, 4/6).
- Assigned Josh Hart (11/14).
- Recalled Josh Hart (11/19).
- Assigned Ivica Zubac (11/14, 12/2, 12/16, 12/28, 12/30, 1/25, 3/23)
- Recalled Ivica Zubac (11/19, 12/3, 12/23, 12/29, 12/30, 2/6, 3/23)
- Assigned Travis Wear (3/29, 4/2, 4/5)
- Recalled Wear (4/1, 4/3, 4/6)

2018-19

- 6/21/18 Selected Moritz Wagner with the 25th pick and Sviatoslav Mykhailiuk with the 47th pick in the 2018 NBA Draft.
- 6/28/18 Waived Tyler Ennis.
- 6/30/18 Waived Thomas Bryant.
- 7/1/18 Signed Malik Newman to a two-way contract.
- 7/6/18 Signed Rajon Rondo. Re-signed Kentavious Caldwell-Pope. Acquired Isaac Bonga from the Philadelphia 76ers exchange for a 2019 second round draft pick and cash considerations
- 7/9/18 Signed LeBron James
- 7/10/18 Signed JaVale McGee and Lance Stephenson
- 7/18/18 Signed Joel Berry II
- 7/19/18 Signed Jeffrey Carroll. Waived Malik Newman
- 7/21/18 Signed Johnathan Williams
- 7/23/18 Signed Michael Beasley
- 7/24/18 Signed Travis Wear to a two-way contract
- 10/8/18 Waived Joel Berry II and Jeffrey Carroll.
- 10/12/18 Signed Scott Machado.
- 10/13/18 Waived Scott Machado and Johnathan Williams.
- 10/16/18 Exercised team options on Lonzo Ball, Josh Hart, Brandon Ingram and Kyle Kuzma
- 10/19/18 Waived Travis Wear. Signed Johnathan Williams to a two-way contract
- 11/6/18 Signed Tyson Chandler
- 2/6/19 Acquired Reggie Bullock from the Detroit Pistons in exchange for Sviatoslav Mykhailiuk and a future second round draft pick
- 2/7/19 Acquired Mike Muscala from the LA Clippers in exchange for Michael Beasley and Ivica Zubac
- 3/11/19 Signed Andre Ingram to a 10-day contract
- 3/21/19 Signed Scott Machado to a 10-day contract.
- 3/31/19 Signed Jemmerio Jones.

G League Transactions

- Assigned Isaac Bonga (10/22, 12/19, 12/29, 1/9, 1/20, 1/22, 1/28, 1/30, 2/5, 2/19, 3/1)
- Recalled Isaac Bonga (12/6, 12/27, 12/29, 1/3, 1/19, 1/21, 1/28, 1/30, 1/30, 2/19, 3/1, 3/4)
- Assigned Moritz Wagner (10/26, 10/30, 11/1, 11/11, 11/12, 11/28, 12/29, 1/3, 1/12)
- Recalled Moritz Wagner (10/30, 10/30, 11/3, 11/11, 11/12, 11/28, 12/29, 1/3, 1/12)
- Assigned Sviatoslav Mykhailiuk (11/11, 11/12, 11/29, 12/29, 1/3, 1/12)
- Recalled Sviatoslav Mykhailiuk (11/11, 11/12, 11/28, 12/29, 1/3, 1/12)
- Assigned Rajon Rondo (12/17)
- Recalled Rajon Rondo (12/18)
- Assigned Brandon Ingram (12/18)
- Recalled Brandon Ingram (12/18)

MANAGEMENT HISTORY

1948-54

President: Ben Berger
Vice President: Morris Chalfen
General Manager: Max Winter
Head Coach: John Kundla

1954-55

President: Ben Berger
Vice President: Morris Chalfen
General Manager: George Mikan
Head Coach: John Kundla

1955-56

President: Ben Berger
Executive VP & GM: George Mikan
Vice President: Morris Chalfen
Head Coach: John Kundla
Assistant Coach: Dave MacMillan

1956-57

President: Ben Berger
Vice President: Morris Chalfen
General Manager: George Mikan
Head Coach: John Kundla
Assistant Coach: Dave MacMillan

1957-58

President: Robert Short
Vice Presidents: David Babcock
Odd Moe
John Scheefe
General Manager: John Kundla
Head Coach: George Mikan
John Kundla

1958-59

President: Robert Short
Vice Presidents: David Babcock
Odd Moe
John Scheefe
Head Coach: John Kundla

1959-60

President: Robert Short
Vice Presidents: David Babcock
Odd Moe
John Scheefe
Head Coach: John Castellani
Jim Pollard

1960-65

President: Robert Short
General Manager: Louis Mohs
Head Coach: Fred Schaus

1965-66

President: Jack Kent Cooke
General Manager: Louis Mohs
Head Coach: Fred Schaus

1966-67

President: Jack Kent Cooke
VP & General Manager: Louis Mohs
Head Coach: Fred Schaus

1967-69

President: Jack Kent Cooke
General Manager: Fred Schaus
Head Coach: Bill van Breda Kolff

1969-70

President: Jack Kent Cooke
General Manager: Fred Schaus
Head Coach: Joseph A. Mullaney

1970-71

Chairman / President: Jack Kent Cooke
VP & General Manager: Fred Schaus
Head Coach: Joseph A. Mullaney

1971-72

Chairman / President: Jack Kent Cooke
VP & General Manager: Fred Schaus
Head Coach: Bill Sharman
Dir. of Player Personnel/: K.C. Jones
Assistant Coach

1972-75

Chairman / President: Jack Kent Cooke
General Manager: Pete Newell
Assistant GM: Chick Hearn
Head Coach: Bill Sharman
Assistant Coach: John Barnhill

1975-76

Chairman / President: Jack Kent Cooke
General Manager: Pete Newell
Assistant GM: Chick Hearn
Head Coach: Bill Sharman
Assistant Coach: Larry Creger

1976-79

Chairman / President: Jack Kent Cooke
General Manager: Bill Sharman
Assistant GM: Chick Hearn
Head Coach: Jerry West
Assistant Coaches: Stan Albeck
Jack McCloskey

1979-80

Chairman of the Board: Dr. Jerry Buss
General Manager: Bill Sharman
Special Consultant: Jerry West
Assistant GM: Chick Hearn
Head Coach: Jack McKinney
Paul Westhead
Assistant Coaches: Paul Westhead
Pat Riley

1980-81

Owner: Dr. Jerry Buss
General Manager: Bill Sharman
Special Consultant: Jerry West
Assistant GM: Chick Hearn
Head Coach: Paul Westhead
Pat Riley
Assistant Coaches: Mike Thibault

1981-82

Owner: Dr. Jerry Buss
General Manager: Bill Sharman
Special Consultant: Jerry West
Assistant GM: Chick Hearn
Head Coach: Paul Westhead
Pat Riley
Pat Riley
Mike Thibault
Bill Bertka

Assistant Coaches:

1982-85

Owner: Dr. Jerry Buss
President: Bill Sharman
General Manager: Jerry West
Assistant GM: Chick Hearn
Head Coach: Pat Riley
Assistant Coaches: Bill Bertka
Dave Wohl

1985-86

Owner: Dr. Jerry Buss
President: Bill Sharman
General Manager: Jerry West
Assistant GM: Chick Hearn
Head Coach: Pat Riley
Assistant Coaches: Bill Bertka
Randy Pfund

1986-87

Owner: Dr. Jerry Buss
President: Bill Sharman
General Manager: Jerry West
Assistant GM: Chick Hearn
Head Coach: Mitch Kupchak
Pat Riley
Assistant Coaches: Bill Bertka
Randy Pfund

1987-88

Owner: Dr. Jerry Buss
President: Bill Sharman
General Manager: Jerry West
Assistant GM: Mitch Kupchak
Head Coach: Pat Riley
Assistant Coaches: Bill Bertka
Randy Pfund

1988-89

Owner: Dr. Jerry Buss
General Manager: Jerry West
Assistant GM: Mitch Kupchak
Head Coach: Pat Riley
Assistant Coaches: Bill Bertka
Randy Pfund

1989-90

Owner: Dr. Jerry Buss
General Manager: Jerry West
Assistant GM: Mitch Kupchak
Head Coach: Pat Riley
Assistant Coaches: Bill Bertka
Jim Eyer
Randy Pfund

1990-1992

Owner: Dr. Jerry Buss
General Manager: Jerry West
Assistant GM: Mitch Kupchak
Head Coach: Mike Dunleavy
Assistant Coaches: Bill Bertka
Jim Eyer
Randy Pfund



1992-93

Owner / Governor: Dr. Jerry Buss
 General Manager: Jerry West
 Assistant GM: Mitch Kupchak
 Head Coach: Randy Pfund
 Assistant Coaches: Bill Bertka
 Larry Drew
 Chet Kammerer

1993-94

Owner / Governor: Dr. Jerry Buss
 General Manager: Jerry West
 Assistant GM: Mitch Kupchak
 Head Coach: Randy Pfund
 Bill Bertka
 Earvin Johnson
 Assistant Coaches: Bill Bertka
 Larry Drew
 Chet Kammerer
 Michael Cooper

1994-96

Owner / Governor: Dr. Jerry Buss
 Exec. VP / Basketball Ops: Jerry West
 General Manager: Mitch Kupchak
 Head Coach: Del Harris
 Assistant Coaches: Bill Bertka
 Michael Cooper
 Larry Drew
 Kurt Rambis
 Special Asst. Coach:

1996-98

Owner / Governor: Dr. Jerry Buss
 Exec. VP / Basketball Ops: Jerry West
 General Manager: Mitch Kupchak
 Head Coach: Del Harris
 Assistant Coaches: Bill Bertka
 Larry Drew
 Kurt Rambis

1998-99

Owner / Governor: Dr. Jerry Buss
 Exec. VP / Basketball Ops: Jerry West
 General Manager: Mitch Kupchak
 Assistant GM: Jim Buss
 Head Coach: Del Harris
 Bill Bertka
 Kurt Rambis
 Assistant Coaches: Bill Bertka
 Larry Drew
 Kurt Rambis
 Dave Wohl

1999-2000

Owner / Governor: Dr. Jerry Buss
 Exec. VP / Basketball Ops: Jerry West
 General Manager: Mitch Kupchak
 Assistant GM: Jim Buss
 Head Coach: Phil Jackson
 Assistant Coaches: Bill Bertka
 Jim Clemons
 Frank Hamblen
 Tex Winter

2000-01

Owner / Governor: Dr. Jerry Buss
 General Manager: Mitch Kupchak
 Assistant GM: Jim Buss
 Kurt Rambis
 Phil Jackson
 Head Coach: Bill Bertka
 Assistant Coaches: Jim Clemons
 Frank Hamblen
 Tex Winter

2001-04

Owner / Governor: Dr. Jerry Buss
 General Manager: Mitch Kupchak
 Assistant GM: Jim Buss
 Ronnie Lester
 Phil Jackson
 Head Coach: Jim Clemons
 Assistant Coaches: Frank Hamblen
 Kurt Rambis
 Tex Winter

2004-05

Owner / President / Governor / Director: Dr. Jerry Buss
 General Manager: Mitch Kupchak
 Assistant GM: Jim Buss
 Ronnie Lester
 Rudy Tomjanovich
 Head Coach: Frank Hamblen
 Assistant Coaches: Chris Bodaken
 Frank Hamblen
 Melvin Hunt
 Larry Smith
 Mike Wells
 Kurt Rambis
 Brian Shaw

2005-06

Owner / President / Governor / Director: Dr. Jerry Buss
 General Manager: Mitch Kupchak
 VP / Player Personnel: Jim Buss
 Assistant GM: Ronnie Lester
 Head Coach: Phil Jackson
 Assistant Coaches: Frank Hamblen
 Kurt Rambis
 Brian Shaw
 Special Asst. Coaches: K. Abdul-Jabbar
 Craig Hodges

2006-09

Owner / President / Governor / Director: Dr. Jerry Buss
 General Manager: Mitch Kupchak
 VP / Player Personnel: Jim Buss
 Assistant GM: Ronnie Lester
 Head Coach: Phil Jackson
 Assistant Coaches: Jim Clemons
 Frank Hamblen
 Kurt Rambis
 Brian Shaw
 Special Asst. Coaches: K. Abdul-Jabbar
 Craig Hodges

2009-10

Owner / President / Governor / Director: Dr. Jerry Buss
 General Manager: Mitch Kupchak
 EVP / Player Personnel: Jim Buss
 Assistant GM: Ronnie Lester
 Head Coach: Phil Jackson
 Assistant Coaches: Jim Clemons
 Frank Hamblen
 Brian Shaw
 Special Asst. Coaches: K. Abdul-Jabbar
 Craig Hodges

2010-11

Owner / President / Governor / Director: Dr. Jerry Buss
 General Manager: Mitch Kupchak
 EVP / Player Personnel: Jim Buss
 Assistant GM: Ronnie Lester
 Head Coach: Phil Jackson
 Assistant Coaches: Jim Clemons
 Frank Hamblen
 Chuck Person
 Brian Shaw
 Special Asst. Coaches: K. Abdul-Jabbar
 Craig Hodges

2011-12

Owner / President / Governor / Director: Dr. Jerry Buss
 General Manager: Mitch Kupchak
 EVP / Player Personnel: Jim Buss
 Head Coach: Mike Brown
 Assistant Coaches: Darwin Ham
 John Kuester
 Chuck Person
 Quin Snyder
 Coaching Consultant: Ettore Messina

2012-13

Owner / President / Governor / Director: Dr. Jerry Buss
 General Manager: Mitch Kupchak
 EVP / Player Personnel: Jim Buss
 Assistant GM: Glenn Carraro
 Head Coach: Mike Brown
 Assistant Coaches: Mike D'Antoni
 Bernie Bickerstaff
 Steve Clifford
 Dan D'Antoni
 Darwin Ham
 Eddie Jordan
 Chuck Person

2013-14

President / Governor: Jeanie Buss
 EVP / Basketball Ops: Jim Buss
 General Manager: Mitch Kupchak
 Assistant GM: Glenn Carraro
 Head Coach: Mike D'Antoni
 Assistant Coaches: Dan D'Antoni
 Johnny Davis
 Kurt Rambis

MANAGEMENT HISTORY

2014-16

President / Governor:	Jeanie Buss
EVP / Basketball Ops:	Jim Buss
General Manager:	Mitch Kupchak
Assistant GM:	Glenn Carraro
Head Coach:	Byron Scott
Assistant Coaches:	Paul Pressey Jim Eyer Mark Madsen

2016-17

President / Governor:	Jeanie Buss
EVP / Basketball Ops:	Jim Buss
General Manager:	Mitch Kupchak
Assistant GM:	Glenn Carraro
Head Coach:	Luke Walton
Associate Head Coach:	Brian Shaw
Assistant Coaches:	Jesse Mermuys Mark Madsen Brian Keefe

2017-18

CEO & Controlling Owner	Jeanie Buss
President, Basketball Ops:	Earvin Johnson
General Manager:	Rob Pelinka
Head Coach:	Luke Walton
Associate Head Coach:	Brian Shaw
Assistant Coaches:	Jesse Mermuys Brian Keefe Mark Madsen Jud Buechler Miles Simon

2018-19

CEO & Controlling Owner	Jeanie Buss
President, Basketball Ops:	Earvin Johnson
General Manager:	Rob Pelinka
Head Coach:	Luke Walton
Associate Head Coach:	Brian Shaw
Assistant Coaches:	Jesse Mermuys Brian Keefe Mark Madsen Miles Simon



ALL-TIME ROSTER WITH STATISTICS

KAREEM ABDUL-JABBAR - 7-2, 267 - UCLA

APRIL 16, 1947

REGULAR SEASON

	G	MIN	FG	FGA	PCT	3P	3A	PCT	FT	FTA	PCT	OFF	DEF	TOT	AST	PF	DQ	STL	TO	BLK	PTS	AVG	HI
1975-76	82	3379	914	1728	.529	-	-	-	447	636	.703	272	1111	1383	413	292	6	119	-	338	2275	27.7	48
1976-77	82	3016	888	1533	.579	-	-	-	376	536	.701	266	824	1090	319	262	4	101	-	261	2152	26.2	40
1977-78	62	2265	663	1205	.550	-	-	-	274	350	.783	186	615	801	269	182	1	103	208	185	1600	25.8	43
1978-79	80	3157	777	1347	.577	-	-	-	349	474	.736	207	818	1025	431	230	3	76	282	316	1903	23.8	40
1979-80	82	3143	835	1383	.604	0	1	.000	364	476	.745	190	696	886	371	216	2	81	297	280	2034	24.8	42
1980-81	80	2976	836	1457	.574	0	1	.000	423	552	.766	197	624	821	272	244	4	59	249	228	2095	26.2	42
1981-82	76	2677	753	1301	.579	0	3	.000	312	442	.704	172	487	659	225	224	0	63	230	207	1818	23.9	41
1982-83	79	2554	722	1228	.588	0	2	.000	278	371	.749	167	425	592	200	220	1	61	200	170	1722	21.8	38
1983-84	80	2622	716	1238	.578	0	1	.000	285	394	.723	169	418	587	211	211	1	55	221	143	1717	21.5	35
1984-85	79	2630	723	1207	.599	0	1	.000	289	395	.732	162	460	622	249	238	3	63	197	162	1735	22.0	40
1985-86	79	2629	755	1338	.564	0	2	.000	336	439	.765	133	345	478	280	248	2	67	203	130	1846	23.4	46
1986-87	78	2441	560	993	.564	1	3	.333	245	343	.714	152	371	523	203	245	2	49	186	97	1366	17.5	30
1987-88	80	2308	480	903	.532	0	1	.000	205	269	.762	118	360	478	135	216	1	48	159	92	1165	14.6	27
1988-89	74	1695	313	659	.475	0	3	.000	122	165	.739	103	231	334	74	196	1	38	95	85	748	10.1	21
TOT	1093	37492	9935	17520	.567	1	18	.056	4305	5842	.737	2494	7785	10279	3652	3224	31	983	2527	2894	24176	22.1	-

PLAYOFFS

	G	MIN	FG	FGA	PCT	3P	3A	PCT	FT	FTA	PCT	OFF	DEF	TOT	AST	PF	DQ	STL	TO	BLK	PTS	AVG	HI
1976-77	11	467	147	242	.607	-	-	-	87	120	.725	-	-	195	45	-	-	-	-	-	381	34.6	-
1977-78	3	134	38	73	.521	-	-	-	5	9	.556	-	-	41	11	-	-	2	-	12	81	27.0	-
1978-79	8	367	88	152	.579	-	-	-	52	62	.839	-	-	101	38	-	-	8	0	33	228	28.5	-
1979-80	15	618	198	346	.572	0	0	.000	83	105	.790	51	130	181	46	-	-	17	55	58	479	31.9	-
1980-81	3	134	30	65	.462	0	0	.000	20	28	.714	13	37	50	12	-	-	3	11	8	80	26.7	-
1981-82	14	493	115	221	.520	0	0	.000	55	87	.632	33	86	119	51	-	-	14	41	45	285	20.4	-
1982-83	15	588	163	287	.568	0	1	.000	80	106	.755	25	90	115	42	-	-	17	50	55	406	27.1	-
1983-84	21	767	206	371	.555	0	0	.000	90	120	.750	56	117	173	79	-	-	23	45	45	502	23.9	-
1984-85	19	610	168	300	.560	0	0	.000	80	103	.777	50	104	154	76	-	-	23	52	36	416	21.9	-
1985-86	14	489	157	282	.557	0	0	.000	48	61	.787	26	57	83	49	-	-	15	42	24	362	25.9	-
1986-87	18	559	124	234	.530	0	1	.000	97	122	.795	39	84	123	36	-	-	8	40	35	345	19.2	-
1987-88	24	718	141	304	.464	0	2	.000	56	71	.789	49	82	131	36	-	-	15	46	37	338	14.1	-
1988-89	15	351	68	147	.463	0	0	.000	31	43	.721	13	46	59	19	-	-	5	22	11	167	11.1	-
TOT	180	6295	1643	3024	.543	0	4	.000	784	1037	.756	355	833	1525	540	-	-	150	404	399	4070	22.6	-

TOM ABERNETHY - 6-7, 220 - INDIANA

MAY 6, 1954

REGULAR SEASON

	G	MIN	FG	FGA	PCT	3P	3A	PCT	FT	FTA	PCT	OFF	DEF	TOT	AST	PF	DQ	STL	TO	BLK	PTS	AVG	HI
1976-77	70	1378	169	349	.484	-	-	-	101	134	.754	113	178	291	98	118	1	49	-	10	439	6.3	19
1977-78	73	1317	201	404	.498	-	-	-	91	111	.820	105	160	265	101	122	1	55	50	22	493	6.8	24
TOT	143	2695	370	753	.491	-	-	-	192	245	.784	218	338	556	199	240	2	104	50	32	932	6.5	-

PLAYOFFS

	G	MIN	FG	FGA	PCT	3P	3A	PCT	FT	FTA	PCT	OFF	DEF	TOT	AST	PF	DQ	STL	TO	BLK	PTS	AVG	HI
1976-77	11	214	21	50	.420	-	-	-	22	27	.815	-	-	40	22	-	-	-	-	-	64	5.8	-
1977-78	2	12	1	4	.250	-	-	-	2	2	1.000	-	-	2	1	-	-	-	-	-	4	2.0	-
TOT	13	226	22	54	.407	-	-	-	24	29	.828	-	-	42	23	-	-	-	-	-	68	5.2	-

GARY ALCONR - 6-9, 225 - FRESNO STATE

OCTOBER 8, 1936

REGULAR SEASON

	G	MIN	FG	FGA	PCT	3P	3A	PCT	FT	FTA	PCT	OFF	DEF	TOT	AST	PF	DQ	STL	TO	BLK	PTS	AVG	HI
1960-61	20	174	12	40	.300	-	-	-	7	8	.875	-	-	50	2	47	1	-	-	-	31	1.6	-

LUCIUS ALLEN - 6-2, 175 - UCLA

SEPTEMBER 26, 1947

REGULAR SEASON

	G	MIN	FG	FGA	PCT	3P	3A	PCT	FT	FTA	PCT	OFF	DEF	TOT	AST	PF	DQ	STL	TO	BLK	PTS	AVG	HI
1974-75	56	2011	443	1006	.440	-	-	-	207	269	.770	81	166	247	319	194	4	122	-	28	1093	19.5	39
1975-76	76	2388	461	1004	.459	-	-	-	197	254	.776	64	150	214	357	241	2	101	-	20	1119	14.7	28
1976-77	78	2482	472	1035	.456	-	-	-	195	252	.774	58	193	251	405	183	0	116	-	19	1139	14.6	30
TOT	210	6881	1376	3045	.452	-	-	-	599	775	.773	203	509	712	1081	618	6	339	-	67	3351	15.9	-

PLAYOFFS

	G	MIN	FG	FGA	PCT	3P	3A	PCT	FT	FTA	PCT	OFF	DEF	TOT	AST	PF	DQ	STL	TO	BLK	PTS	AVG	HI
1976-77	7	186	32	82	.390	-	-	-	13	19	.684	-	-	32	24	-	-	-	-	-	77	11.0	-

CLIFFORD ANDERSON - 6-5, 200 - SAINT JOSEPH

SEPTEMBER 7, 1944

REGULAR SEASON

	G	MIN	FG	FGA	PCT	3P	3A	PCT	FT	FTA	PCT	OFF	DEF	TOT	AST	PF	DQ	STL	TO	BLK	PTS	AVG	HI
1967-68	18	94	7	29	.241	-	-	-	12	28	.429	-	-	11	17	18	1	-	-	-	26	1.4	-
1968-69	35	289	44	108	.407	-	-	-	47	82	.573	-	-	44	31	58	0	-	-	-	135	3.9	-
TOT	53	383	51	137	.372	-	-	-	59	110	.536	-	-	55	48	76	1	-	-	-	161	3.0	-

PLAYOFFS

	G	MIN	FG	FGA	PCT	3P	3A	PCT	FT	FTA	PCT	OFF	DEF	TOT	AST	PF	DQ	STL	TO	BLK	PTS	AVG	HI
1968-69	3	10	2	5	.400	-	-	-	0	0	.000	-	-	1	0	-	-	-	-	-	4	1.3	-

ALL-TIME ROSTER WITH STATISTICS

TREVOR ARIZA - 6-8, 210 - UCLA

AUGUST 30, 1985

REGULAR SEASON

	G	MIN	FG	FGA	PCT	3P	3A	PCT	FT	FTA	PCT	OFF	DEF	TOT	AST	PF	DQ	STL	TO	BLK	PTS	AVG	HI
2007-08	24	431	55	105	.524	5	15	.333	41	60	.683	25	59	84	36	36	0	26	18	8	156	6.5	15
2008-09	82	1999	274	596	.460	61	191	.319	120	169	.710	111	241	352	145	166	1	137	87	24	729	8.9	26
TOT	106	2430	329	701	.469	66	206	.320	161	229	.703	136	300	436	181	202	1	163	105	32	885	8.3	-

PLAYOFFS

	G	MIN	FG	FGA	PCT	3P	3A	PCT	FT	FTA	PCT	OFF	DEF	TOT	AST	PF	DQ	STL	TO	BLK	PTS	AVG	HI
2007-08	8	45	7	12	.583	1	4	.250	2	4	.500	3	8	11	1	0	0	1	1	1	17	2.1	6
2008-09	23	722	92	185	.497	40	84	.476	36	64	.563	22	75	97	54	73	0	36	38	10	260	11.3	21
TOT	31	767	99	197	.503	41	88	.466	38	68	.559	25	83	108	55	73	0	37	39	11	277	8.9	-

CHUCKY ATKINS - 5-11, 160 - SOUTH FLORIDA

AUGUST 14, 1974

REGULAR SEASON

	G	MIN	FG	FGA	PCT	3P	3A	PCT	FT	FTA	PCT	OFF	DEF	TOT	AST	PF	DQ	STL	TO	BLK	PTS	AVG	HI
2004-05	82	2903	388	910	.426	176	455	.387	163	203	.803	31	166	197	358	181	0	73	151	2	1115	13.6	30

LONZO BALL - 6-6, 190 - UCLA

OCTOBER 27, 1997

REGULAR SEASON

	G	MIN	FG	FGA	PCT	3P	3A	PCT	FT	FTA	PCT	OFF	DEF	TOT	AST	PF	DQ	STL	TO	BLK	PTS	AVG	HI
2017-18	52	1780	203	564	.360	90	295	.305	32	71	.451	69	291	360	376	117	0	88	136	43	528	10.2	29
2018-19	47	1423	185	456	.406	75	228	.329	20	48	.417	54	197	251	255	114	2	69	103	19	465	9.9	23
TOT	99	3203	388	1020	.380	165	523	.315	52	119	.437	123	488	611	631	231	2	157	239	62	993	10.0	-

JIM BARNES - 6-8, 240 - UTEP

APRIL 14, 1941

REGULAR SEASON

	G	MIN	FG	FGA	PCT	3P	3A	PCT	FT	FTA	PCT	OFF	DEF	TOT	AST	PF	DQ	STL	TO	BLK	PTS	AVG	HI
1966-67	80	1398	217	497	.437	-	-	-	128	187	.684	-	-	450	47	266	5	-	-	-	562	7.0	-
1967-68	42	713	101	235	.430	-	-	-	59	88	.670	-	-	211	27	134	4	-	-	-	261	6.2	-
TOT	122	2111	318	732	.434	-	-	-	187	275	.680	-	-	661	74	400	9	-	-	-	823	6.7	-

PLAYOFFS

	G	MIN	FG	FGA	PCT	3P	3A	PCT	FT	FTA	PCT	OFF	DEF	TOT	AST	PF	DQ	STL	TO	BLK	PTS	AVG	HI
1966-67	3	50	7	19	.368	-	-	-	5	5	1.000	-	-	12	2	-	-	-	-	-	19	6.3	-

MATT BARNES - 6-7, 225 - UCLA

MARCH 9, 1980

REGULAR SEASON

	G	MIN	FG	FGA	PCT	3P	3A	PCT	FT	FTA	PCT	OFF	DEF	TOT	AST	PF	DQ	STL	TO	BLK	PTS	AVG	HI
2010-11	53	1020	131	279	.470	34	107	.318	60	77	.779	73	155	228	71	127	0	39	58	22	356	6.7	24
2011-12	63	1440	175	387	.452	46	138	.333	95	128	.742	97	247	344	126	152	2	35	73	48	491	7.8	24
TOT	116	2460	306	666	.459	80	245	.327	155	205	.756	170	402	572	197	279	2	74	131	70	847	7.3	-

PLAYOFFS

	G	MIN	FG	FGA	PCT	3P	3A	PCT	FT	FTA	PCT	OFF	DEF	TOT	AST	PF	DQ	STL	TO	BLK	PTS	AVG	HI
2010-11	10	131	15	38	.395	2	12	.167	4	7	.571	11	17	28	5	23	0	7	6	2	36	3.6	-
2011-12	11	185	16	59	.271	5	31	.161	2	4	.500	9	27	36	16	29	0	10	15	5	39	3.5	-
TOT	21	316	31	97	.320	7	43	.163	6	11	.545	20	44	64	21	52	0	17	21	7	75	3.6	-

DICK BARNETT - 6-4, 190 - TENNESSE STATE

OCTOBER 2, 1936

REGULAR SEASON

	G	MIN	FG	FGA	PCT	3P	3A	PCT	FT	FTA	PCT	OFF	DEF	TOT	AST	PF	DQ	STL	TO	BLK	PTS	AVG	HI
1962-63	80	2544	547	1162	.471	-	-	-	343	421	.815	-	-	242	224	189	3	-	-	-	1437	18.0	-
1963-64	78	2620	541	1197	.452	-	-	-	351	454	.773	-	-	250	238	233	3	-	-	-	1433	18.4	-
1964-65	74	2026	375	908	.413	-	-	-	270	338	.799	-	-	200	159	209	1	-	-	-	1020	13.8	-
TOT	232	7190	1463	3267	.448	-	-	-	964	1213	.795	-	-	692	621	631	7	-	-	-	3890	16.8	-

PLAYOFFS

	G	MIN	FG	FGA	PCT	3P	3A	PCT	FT	FTA	PCT	OFF	DEF	TOT	AST	PF	DQ	STL	TO	BLK	PTS	AVG	HI
1962-63	13	370	71	151	.470	-	-	-	77	97	.794	-	-	38	21	-	-	-	-	-	219	16.8	-
1963-64	5	154	21	52	.404	-	-	-	27	32	.844	-	-	8	17	-	-	-	-	-	69	13.8	-
1964-65	10	287	72	150	.480	-	-	-	31	39	.795	-	-	30	33	-	-	-	-	-	175	17.5	-
TOT	28	811	164	353	.465	-	-	-	135	168	.804	-	-	76	71	-	-	-	-	-	463	16.5	-

JON BARRY - 6-5, 210 - GEORGIA TECH

JULY 25, 1969

REGULAR SEASON

	G	MIN	FG	FGA	PCT	3P	3A	PCT	FT	FTA	PCT	OFF	DEF	TOT	AST	PF	DQ	STL	TO	BLK	PTS	AVG	HI
1997-98	49	374	38	104	.365	18	61	.295	27	29	.931	8	29	37	51	33	0	24	22	3	121	2.5	13

PLAYOFFS

	G	MIN	FG	FGA	PCT	3P	3A	PCT	FT	FTA	PCT	OFF	DEF	TOT	AST	PF	DQ	STL	TO	BLK	PTS	AVG	HI
1997-98	7	18	0	8	.000	0	5	.000	0	0	.000	0	2	2	0	-	-	1	0	0	0	0.0	-

BILLY RAY BATES - 6-4, 210 - KENTUCKY STATE

MAY 31, 1956

REGULAR SEASON

	G	MIN	FG	FGA	PCT	3P	3A	PCT	FT	FTA	PCT	OFF	DEF	TOT	AST	PF	DQ	STL	TO	BLK	PTS	AVG	HI
1982-83	4	27	2	16	.125	0	0	.000	1	2	.500	1	0	1	0	1	0	1	0	0	5	1.3	3

BRANDON BASS - 6-8, 250 - LSU

APRIL 30, 1985

REGULAR SEASON

	G	MIN	FG	FGA	PCT	3P	3A	PCT	FT	FTA	PCT	OFF	DEF	TOT	AST	PF	DQ	STL	TO	BLK	PTS	AVG	HI
2015-16	66	1342	174	317	.549	0	2	.000	125	148	.845	104	181	285	74	125	1	33	42	55	473	7.2	18



ALL-TIME ROSTER WITH STATISTICS

ELGIN BAYLOR - 6-5, 225 - SEATTLE

SEPTEMBER 16, 1934

REGULAR SEASON

	G	MIN	FG	FGA	PCT	3P	3A	PCT	FT	FTA	PCT	OFF	DEF	TOT	AST	PF	DQ	STL	TO	BLK	PTS	AVG	HI
1958-59	70	2855	605	1482	.408	-	-	-	532	685	.777	-	-	1050	287	270	4	-	-	-	1742	24.9	-
1959-60	70	2873	755	1781	.424	-	-	-	564	770	.732	-	-	1150	243	234	2	-	-	-	2074	29.6	-
1960-61	73	3133	931	2166	.430	-	-	-	676	863	.783	-	-	1447	371	279	3	-	-	-	2538	34.8	-
1961-62	48	2129	680	1588	.428	-	-	-	476	631	.754	-	-	892	222	155	1	-	-	-	1836	38.3	-
1962-63	80	3370	1029	2273	.453	-	-	-	661	790	.837	-	-	1146	386	226	1	-	-	-	2719	34.0	-
1963-64	78	3164	756	1778	.425	-	-	-	471	586	.804	-	-	936	347	235	1	-	-	-	1983	25.4	-
1964-65	74	3056	763	1903	.401	-	-	-	483	610	.792	-	-	950	280	235	0	-	-	-	2009	27.1	-
1965-66	65	1975	415	1034	.401	-	-	-	249	337	.739	-	-	621	224	157	0	-	-	-	1079	16.6	-
1966-67	70	2706	711	1658	.429	-	-	-	440	541	.813	-	-	898	215	211	1	-	-	-	1862	26.6	-
1967-68	77	3029	757	1709	.443	-	-	-	488	621	.786	-	-	941	355	232	0	-	-	-	2002	26.0	-
1968-69	76	3064	730	1632	.447	-	-	-	421	567	.743	-	-	805	408	204	0	-	-	-	1881	24.8	-
1969-70	54	2213	511	1051	.486	-	-	-	276	357	.773	-	-	559	292	132	1	-	-	-	1298	24.0	-
1970-71	2	57	8	19	.421	-	-	-	4	6	.667	-	-	11	2	6	0	-	-	-	20	10.0	-
1971-72	9	239	42	97	.433	-	-	-	22	27	.815	-	-	57	18	20	0	-	-	-	106	11.8	-
TOT	846	33863	8693	20171	.431	-	-	-	5763	7391	.780	-	-	11463	3650	2596	14	-	-	-	23149	27.4	-

PLAYOFFS

	G	MIN	FG	FGA	PCT	3P	3A	PCT	FT	FTA	PCT	OFF	DEF	TOT	AST	PF	DQ	STL	TO	BLK	PTS	AVG	HI
1958-59	13	556	122	303	.403	-	-	-	87	113	.770	-	-	156	43	-	-	0	0	0	331	25.5	-
1959-60	9	408	111	234	.474	-	-	-	79	94	.840	-	-	128	31	-	-	0	0	0	301	33.4	-
1960-61	12	560	170	352	.483	-	-	-	117	142	.824	-	-	183	55	-	-	0	0	0	457	38.1	-
1961-62	13	571	186	425	.438	-	-	-	130	168	.774	-	-	230	47	-	-	0	0	0	502	38.6	-
1962-63	13	562	160	362	.442	-	-	-	104	126	.825	-	-	177	58	-	-	0	0	0	424	32.6	-
1963-64	5	221	45	119	.378	-	-	-	31	40	.775	-	-	58	28	-	-	0	0	0	121	24.2	-
1964-65	1	5	0	2	.000	-	-	-	0	0	-	-	-	0	1	-	-	0	0	0	0	0.0	-
1965-66	14	586	145	328	.442	-	-	-	85	105	.810	-	-	197	52	-	-	0	0	0	375	26.8	-
1966-67	3	121	28	76	.368	-	-	-	15	20	.750	-	-	39	9	-	-	0	0	0	71	23.7	-
1967-68	15	633	176	376	.468	-	-	-	76	112	.679	-	-	218	60	-	-	0	0	0	428	28.5	-
1968-69	18	640	107	278	.385	-	-	-	63	100	.630	-	-	166	74	-	-	0	0	0	277	15.4	-
1969-70	18	667	138	296	.466	-	-	-	60	81	.741	-	-	173	83	-	-	0	0	0	336	18.7	-
TOT	134	5510	1388	3151	.440	-	-	-	847	1101	.769	-	-	1725	541	-	-	0	0	0	3623	27.0	-

KENT BAZEMORE - 6-5, 201 - OLD DOMINION

JULY 1, 1989

REGULAR SEASON

	G	MIN	FG	FGA	PCT	3P	3A	PCT	FT	FTA	PCT	OFF	DEF	TOT	AST	PF	DQ	STL	TO	BLK	PTS	AVG	HI
2013-14	23	643	111	246	.451	33	89	.371	47	73	.644	5	72	77	71	60	0	31	51	7	302	13.1	23

ED BEACH - 6-3, 200 - WEST VIRGINIA

JANUARY 25, 1929

REGULAR SEASON

	G	MIN	FG	FGA	PCT	3P	3A	PCT	FT	FTA	PCT	OFF	DEF	TOT	AST	PF	DQ	STL	TO	BLK	PTS	AVG	HI
1950-51	11	-	8	35	.229	-	-	-	6	9	.667	-	-	25	2	14	0	0	-	-	22	2.0	-

MICHAEL BEASLEY - 6-9, 235 - KANSAS STATE

JANUARY 9, 1989

REGULAR SEASON

	G	MIN	FG	FGA	PCT	3P	3A	PCT	FT	FTA	PCT	OFF	DEF	TOT	AST	PF	DQ	STL	TO	BLK	PTS	AVG	HI
2018-19	26	277	75	153	.490	3	17	.176	28	39	.718	13	47	60	25	42	0	9	27	10	181	7.0	19

ZELMO BEATY - 6-9, 235 - PRAIRE VIEW A&M

OCTOBER 25, 1939

REGULAR SEASON

	G	MIN	FG	FGA	PCT	3P	3A	PCT	FT	FTA	PCT	OFF	DEF	TOT	AST	PF	DQ	STL	TO	BLK	PTS	AVG	HI
1974-75	69	1213	136	310	.439	-	-	-	108	135	.800	93	234	327	74	130	1	45	-	29	380	5.5	19

BENOIT BENJAMIN - 7-0, 265 - CREIGHTON

NOVEMBER 22, 1964

REGULAR SEASON

	G	MIN	FG	FGA	PCT	3P	3A	PCT	FT	FTA	PCT	OFF	DEF	TOT	AST	PF	DQ	STL	TO	BLK	PTS	AVG	HI
1992-93	28	306	52	108	.481	0	0	-	22	37	.595	24	72	96	10	61	0	14	36	13	126	4.5	17

MARIO BENNETT - 6-9, 235 - ARIZONA STATE

AUGUST 1, 1973

REGULAR SEASON

	G	MIN	FG	FGA	PCT	3P	3A	PCT	FT	FTA	PCT	OFF	DEF	TOT	AST	PF	DQ	STL	TO	BLK	PTS	AVG	HI
1997-98	45	354	80	135	.593	1	2	.500	16	44	.364	60	66	126	18	61	0	19	21	11	177	3.9	21

PLAYOFFS

	G	MIN	FG	FGA	PCT	3P	3A	PCT	FT	FTA	PCT	OFF	DEF	TOT	AST	PF	DQ	STL	TO	BLK	PTS	AVG	HI
1997-98	4	10	1	2	.500	0	0	-	2	2	1.000	2	4	6	0	-	-	0	0	1	4	1.0	-

TARIK BLACK - 6-9, 250 - KANSAS

NOVEMBER 22, 1991

REGULAR SEASON

	G	MIN	FG	FGA	PCT	3P	3A	PCT	FT	FTA	PCT	OFF	DEF	TOT	AST	PF	DQ	STL	TO	BLK	PTS	AVG	HI
2014-15	38	803	112	190	.589	0	0	---	50	89	.562	84	157	241	34	102	2	13	29	22	274	7.2	18
2015-16	39	496	57	104	.548	0	0	---	19	45	.422	44	113	157	16	78	0	14	22	18	133	3.4	11
2016-17	67	1091	150	293	.512	1	2	.500	82	109	.752	143	199	342	39	173	1	30	58	44	383	5.7	15
TOT	144	2390	319	588	.543	1	2	.500	151	243	.621	272	469	741	89	35	3	56	109	84	790	5.5	-

ALEX BLACKWELL - 6-6, 255 - MONMOUTH

JUNE 27, 1970

REGULAR SEASON

	G	MIN	FG	FGA	PCT	3P	3A	PCT	FT	FTA	PCT	OFF	DEF	TOT	AST	PF	DQ	STL	TO	BLK	PTS	AVG	HI
1992-93	27	109	14	42	.333	0	3	.000	6	8	.750	10	13	23	7	14	0	4	5	2	34	1.3	8

ALL-TIME ROSTER WITH STATISTICS

STEVE BLAKE - 6-3, 170 - MARYLAND

FEBRUARY 26, 1980

REGULAR SEASON																							
	G	MIN	FG	FGA	PCT	3P	3A	PCT	FT	FTA	PCT	OFF	DEF	TOT	AST	PF	DQ	STL	TO	BLK	PTS	AVG	HI
2010-11	79	1581	110	306	.359	73	193	.378	26	30	.867	19	137	156	170	99	0	40	73	3	319	4.0	14
2011-12	53	1237	101	268	.377	53	158	.335	21	27	.778	9	76	85	174	75	0	39	72	2	276	5.2	17
2012-13	45	1175	114	270	.422	72	171	.421	27	35	.771	21	111	132	173	83	2	34	62	6	327	7.3	24
2013-14	27	891	88	233	.378	52	131	.397	28	35	.800	8	95	103	205	49	0	34	71	2	256	9.5	19
TOT	204	4884	413	1077	.383	250	653	.383	102	127	.803	57	419	476	723	306	2	147	278	13	1178	5.8	-
PLAYOFFS																							
	G	MIN	FG	FGA	PCT	3P	3A	PCT	FT	FTA	PCT	OFF	DEF	TOT	AST	PF	DQ	STL	TO	BLK	PTS	AVG	HI
2010-11	9	145	7	23	.304	6	18	.333	0	0	-	1	13	14	20	8	0	5	5	0	20	2.2	-
2011-12	12	306	26	62	.419	18	43	.419	5	7	.714	8	26	34	27	21	0	8	15	2	75	6.3	-
2012-13	2	75	11	28	.393	5	12	.417	1	1	1.000	0	8	8	5	8	0	4	4	3	28	14.0	-
TOT	23	526	44	113	.389	29	73	.397	6	8	.750	9	47	56	52	37	0	17	24	5	123	5.3	-

JOHN BLOCK - 6-9 1/2, 210 - USC

APRIL 16, 1944

REGULAR SEASON																							
	G	MIN	FG	FGA	PCT	3P	3A	PCT	FT	FTA	PCT	OFF	DEF	TOT	AST	PF	DQ	STL	TO	BLK	PTS	AVG	HI
1966-67	22	118	20	52	.385	-	-	-	24	34	.706	-	-	45	5	20	0	-	-	-	64	2.9	-
PLAYOFFS																							
	G	MIN	FG	FGA	PCT	3P	3A	PCT	FT	FTA	PCT	OFF	DEF	TOT	AST	PF	DQ	STL	TO	BLK	PTS	AVG	HI
1966-67	1	1	0	0	-	-	-	-	0	0	-	-	-	0	0	-	-	0	0	0	0	0.0	-

MEYER BLOOM - 6-6, 190 - TEMPLE

JANUARY 14, 1915

REGULAR SEASON																							
	G	MIN	FG	FGA	PCT	3P	3A	PCT	FT	FTA	PCT	OFF	DEF	TOT	AST	PF	DQ	STL	TO	BLK	PTS	AVG	HI
1948-49	24	-	13	92	.141	-	-	-	29	40	.725	-	-	-	15	22	-	-	-	-	55	2.3	-

CORIE BLOUNT - 6-10, 242 - CINCINNATI

JANUARY 4, 1969

REGULAR SEASON																							
	G	MIN	FG	FGA	PCT	3P	3A	PCT	FT	FTA	PCT	OFF	DEF	TOT	AST	PF	DQ	STL	TO	BLK	PTS	AVG	HI
1995-96	57	715	79	167	.473	0	2	.000	25	44	.568	69	101	170	42	109	2	25	47	35	183	3.2	11
1996-97	58	1009	92	179	.514	1	3	.333	56	83	.675	113	163	276	35	121	2	22	50	26	241	4.2	17
1997-98	70	1029	107	187	.572	0	4	.000	39	78	.500	114	184	298	37	157	2	29	51	25	253	3.6	12
1998-99	14	162	13	33	.394	0	1	.000	6	12	.500	24	22	46	2	27	0	1	6	4	32	2.3	7
TOT	199	2915	291	566	.514	1	10	.100	126	217	.581	320	470	790	116	414	6	77	154	90	709	3.6	-
PLAYOFFS																							
	G	MIN	FG	FGA	PCT	3P	3A	PCT	FT	FTA	PCT	OFF	DEF	TOT	AST	PF	DQ	STL	TO	BLK	PTS	AVG	HI
1996-97	3	8	1	1	1.000	0	0	-	1	2	.500	0	2	2	1	-	-	0	0	0	3	1.0	-
1997-98	12	209	12	24	.500	0	0	-	7	11	.636	24	40	64	7	-	-	6	3	4	31	2.6	-
TOT	15	217	13	25	.520	0	0	-	8	13	.615	24	42	66	8	-	-	6	3	4	34	2.3	-

VANDER BLUE - 6-4, 200 - MARQUETTE

JULY 17, 1992

REGULAR SEASON																							
	G	MIN	FG	FGA	PCT	3P	3A	PCT	FT	FTA	PCT	OFF	DEF	TOT	AST	PF	DQ	STL	TO	BLK	PTS	AVG	HI
2014-15	2	74	9	30	.300	2	10	.200	2	5	.400	2	7	9	8	4	0	3	6	0	22	11.0	15
2017-18	5	45	1	5	.200	0	2	.000	1	2	.500	0	1	1	3	2	0	1	3	0	3	0.6	2
TOT	7	119	10	35	.286	2	12	.167	3	7	.429	2	8	10	11	6	0	4	9	0	25	3.6	-

TONY BOBBITT - 6-4, 190 - CINCINNATI

OCTOBER 22, 1979

REGULAR SEASON																							
	G	MIN	FG	FGA	PCT	3P	3A	PCT	FT	FTA	PCT	OFF	DEF	TOT	AST	PF	DQ	STL	TO	BLK	PTS	AVG	HI
2004-05	2	12	2	5	.400	1	2	.500	0	0	-	0	3	3	0	1	0	0	0	0	5	2.5	5

ANDREW BOGUT - 7-0, 260 - UTAH

NOVEMBER 28, 1984

REGULAR SEASON																							
	G	MIN	FG	FGA	PCT	3P	3A	PCT	FT	FTA	PCT	OFF	DEF	TOT	AST	PF	DQ	STL	TO	BLK	PTS	AVG	HI
2017-18	24	216	17	25	.680	0	0	---	2	2	1.000	26	52	78	15	40	1	4	19	13	36	1.5	6

ISAAC BONGA - 6-8, 180 - FRAPORT (GERMANY)

NOVEMBER 8, 1999

REGULAR SEASON																							
	G	MIN	FG	FGA	PCT	3P	3A	PCT	FT	FTA	PCT	OFF	DEF	TOT	AST	PF	DQ	STL	TO	BLK	PTS	AVG	HI
2018-19	22	120	5	33	.152	0	8	.000	9	15	.600	9	16	25	15	9	0	9	6	4	19	0.9	4

RON BOONE - 6-2, 200 - IDAHO STATE

SEPTEMBER 6, 1946

REGULAR SEASON																							
G	MIN	FG	FGA	PCT	3P	3A	PCT	FT	FTA	PCT	OFF	DEF	TOT	AST	PF	DQ	STL	TO	BLK	PTS	AVG	HI	
1978-79	82	1583	259	569	.455	-	-	-	90	104	.865	53	92	145	154	171	1	66	147	11	608	7.4	18
1979-80	6	106	14	40	.350	0	0	-	6	7	.857	7	4	11	7	13	0	5	13	0	34	5.7	10
TOT	88	1689	273	609	.448	0	0	-	96	111	.865	60	96	156	161	184	1	71	160	11	642	7.3	-
PLAYOFFS																							
G	MIN	FG	FGA	PCT	3P	3A	PCT	FT	FTA	PCT	OFF	DEF	TOT	AST	PF	DQ	STL	TO	BLK	PTS	AVG	HI	
1978-79	8	226	37	77	.481	-	-	-	20	21	.952	-	-	15	14	-	-	9	0	0	94	11.8	-



ALL-TIME ROSTER WITH STATISTICS

BOB BOOZER - 6-8, 220 - KANSAS STATE

APRIL 26, 1937

REGULAR SEASON

G	MIN	FG	FGA	PCT	3P	3A	PCT	FT	FTA	PCT	OFF	DEF	TOT	AST	PF	DQ	STL	TO	BLK	PTS	AVG	HI
1965-66	78	1847	365	754	.484	-	-	-	225	289	.779	-	-	548	87	196	0	-	-	955	12.2	-

PLAYOFFS

G	MIN	FG	FGA	PCT	3P	3A	PCT	FT	FTA	PCT	OFF	DEF	TOT	AST	PF	DQ	STL	TO	BLK	PTS	AVG	HI
1965-66	10	181	26	65	.400	-	-	-	15	20	.750	-	-	50	7	-	-	0	0	67	6.7	-

CARLOS BOOZER - 6-9, 258 - DUKE

NOVEMBER 20, 1981

REGULAR SEASON

	G	MIN	FG	FGA	PCT	3P	3A	PCT	FT	FTA	PCT	OFF	DEF	TOT	AST	PF	DQ	STL	TO	BLK	PTS	AVG	HI
2014-15	71	1692	371	743	.499	0	0	---	94	150	.627	111	371	482	95	184	2	41	92	12	836	11.8	28

SAM BOWIE - 7-1, 260 - KENTUCKY

MARCH 17, 1961

REGULAR SEASON

	G	MIN	FG	FGA	PCT	3P	3A	PCT	FT	FTA	PCT	OFF	DEF	TOT	AST	PF	DQ	STL	TO	BLK	PTS	AVG	HI
1993-94	25	556	75	172	.436	1	4	.250	72	83	.867	27	104	131	47	65	0	4	43	28	223	8.9	21
1994-95	67	1225	118	267	.442	2	11	.182	68	89	.764	72	216	288	118	182	4	21	91	80	306	4.6	19
TOT	92	1781	193	439	.440	3	15	.200	140	172	.814	99	320	419	165	247	4	25	134	108	529	5.8	-

PLAYOFFS

	G	MIN	FG	FGA	PCT	3P	3A	PCT	FT	FTA	PCT	OFF	DEF	TOT	AST	PF	DQ	STL	TO	BLK	PTS	AVG	HI
1994-95	10	135	8	30	.267	0	0	-	5	5	1.000	13	20	33	3	-	-	1	6	9	21	2.1	-

ADRIAN BRANCH - 6-8, 185 - MARYLAND

NOVEMBER 17, 1963

REGULAR SEASON

	G	MIN	FG	FGA	PCT	3P	3A	PCT	FT	FTA	PCT	OFF	DEF	TOT	AST	PF	DQ	STL	TO	BLK	PTS	AVG	HI
1986-87	32	219	48	96	.500	0	2	.000	42	54	.778	23	30	53	16	39	0	16	24	3	138	4.3	12

PLAYOFFS

	G	MIN	FG	FGA	PCT	3P	3A	PCT	FT	FTA	PCT	OFF	DEF	TOT	AST	PF	DQ	STL	TO	BLK	PTS	AVG	HI
1986-87	11	42	4	21	.190	0	1	.000	6	12	.500	3	7	10	5	-	-	2	5	0	14	1.3	-

COREY BREWER - 6-9, 186 - FLORIDA

MARCH 5, 1986

REGULAR SEASON

	G	MIN	FG	FGA	PCT	3P	3A	PCT	FT	FTA	PCT	OFF	DEF	TOT	AST	PF	DQ	STL	TO	BLK	PTS	AVG	HI
2016-17	24	358	53	121	.438	5	24	.208	18	24	.750	11	41	52	36	29	0	24	19	8	129	5.4	12
2017-18	54	694	78	172	.453	8	43	.186	34	51	.667	23	70	93	41	83	1	41	38	8	198	3.7	21
TOT	78	1052	131	293	.447	13	67	.194	52	75	.693	34	111	145	77	112	1	65	57	16	327	4.2	-

JIM BREWER - 6-9, 220 - MINNESOTA

DECEMBER 3, 1951

REGULAR SEASON

	G	MIN	FG	FGA	PCT	3P	3A	PCT	FT	FTA	PCT	OFF	DEF	TOT	AST	PF	DQ	STL	TO	BLK	PTS	AVG	HI
1980-81	78	1107	101	197	.513	0	2	.000	15	40	.375	127	154	281	55	158	2	43	48	58	217	2.8	14
1981-82	71	966	81	175	.463	1	6	.167	7	19	.368	106	158	264	42	127	1	39	37	46	170	2.4	10
TOT	149	2073	182	372	.489	1	8	.125	22	59	.373	233	312	545	97	285	3	82	85	104	387	2.6	-

PLAYOFFS

G	MIN	FG	FGA	PCT	3P	3A	PCT	FT	FTA	PCT	OFF	DEF	TOT	AST	PF	DQ	STL	TO	BLK	PTS	AVG	HI
1980-81	3	7	0	0	.000	0	0	-	0	0	-	0	1	1	0	-	-	0	0	0	0.0	-
1981-82	8	57	3	6	.500	0	0	-	0	0	-	4	7	11	4	-	-	2	4	6	0.8	-
TOT	11	64	3	6	.500	0	0	-	0	0	-	4	8	12	4	-	-	2	4	6	0.5	-

FRANK BRICKOWSKI - 6-9, 245 - PENN STATE

AUGUST 14, 1959

REGULAR SEASON

	G	MIN	FG	FGA	PCT	3P	3A	PCT	FT	FTA	PCT	OFF	DEF	TOT	AST	PF	DQ	STL	TO	BLK	PTS	AVG	HI
1986-87	37	404	53	94	.564	0	0	-	40	59	.678	40	57	97	12	105	4	14	25	4	146	3.9	14

BILL BRIDGES - 6-5, 230 - KANSAS

APRIL 4, 1939

REGULAR SEASON

	G	MIN	FG	FGA	PCT	3P	3A	PCT	FT	FTA	PCT	OFF	DEF	TOT	AST	PF	DQ	STL	TO	BLK	PTS	AVG	HI
1972-73	72	2491	286	597	.479	-	-	-	133	190	.700	-	-	782	196	261	3	-	-	-	705	9.8	-
1973-74	65	1812	216	513	.421	-	-	-	116	164	.707	193	306	499	148	219	3	58	-	31	548	8.4	28
1974-75	17	307	20	57	.351	-	-	-	16	30	.533	46	48	94	27	46	1	7	-	5	56	3.3	15
TOT	154	4610	522	1167	.447	-	-	-	265	384	.690	239	354	1375	371	526	7	65	-	36	1309	8.5	-

PLAYOFFS

G	MIN	FG	FGA	PCT	3P	3A	PCT	FT	FTA	PCT	OFF	DEF	TOT	AST	PF	DQ	STL	TO	BLK	PTS	AVG	HI
1972-73	57	582	57	136	.419	-	-	-	38	49	.776	-	-	158	29	-	0	0	0	152	8.9	-
1973-74	5	144	12	41	.293	-	-	-	6	13	.462	-	-	30	6	-	0	0	0	30	6.0	-
TOT	22	726	69	177	.390	-	-	-	44	62	.710	-	-	188	35	-	0	0	0	182	8.3	-

MARSHON BROOKS - 6-5, 200 - PROVIDENCE

JANUARY 26, 1989

REGULAR SEASON

	G	MIN	FG	FGA	PCT	3P	3A	PCT	FT	FTA	PCT	OFF	DEF	TOT	AST	PF	DQ	STL	TO	BLK	PTS	AVG	HI
2013-14	18	228	43	88	.489	11	19	.579	18	26	.692	8	22	30	21	16	0	12	17	3	115	6.4	23

ANTHONY BROWN - 6-7, 210 - STANFORD

OCTOBER 10, 1992

REGULAR SEASON

	G	MIN	FG	FGA	PCT	3P	3A	PCT	FT	FTA	PCT	OFF	DEF	TOT	AST	PF	DQ	STL	TO	BLK	PTS	AVG	HI
2015-16	29	599	39	126	.310	20	70	.286	17	20	.850	9	61	70	19	34	0	14	15	5	115	4.0	10

ALL-TIME ROSTER WITH STATISTICS

CHUCKY BROWN - 6-8, 215 - NORTH CAROLINA STATE FEBRUARY 29, 1968

REGULAR SEASON																							
	G	MIN	FG	FGA	PCT	3P	3A	PCT	FT	FTA	PCT	OFF	DEF	TOT	AST	PF	DQ	STL	TO	BLK	PTS	AVG	HI
1991-92	36	381	55	118	.466	0	3	.000	25	41	.610	29	47	76	23	41	0	9	27	7	135	3.8	16
PLAYOFFS																							
	G	MIN	FG	FGA	PCT	3P	3A	PCT	FT	FTA	PCT	OFF	DEF	TOT	AST	PF	DQ	STL	TO	BLK	PTS	AVG	HI
1991-92	3	44	8	19	.421	0	1	.000	3	6	.500	3	8	11	2	-	-	0	1	2	19	6.3	-

GEORGE BROWN - 6-6, 190 - WAYNE STATE OCTOBER 30, 1935

REGULAR SEASON		FG	FGA	PCT	3P	3A	PCT	FT	FTA	PCT	OFF	DEF	TOT	AST	PF	DQ	STL	TO	BLK	PTS	AVG	HI
G	MIN																					
1957-58	1	6	0	2	.000	-	-	-	1	2	.500	-	-	1	0	1	0	-	-	1	1.0	-

JABARI BROWN - 6-4, 215 - MISSOURI DECEMBER 18, 1992

REGULAR SEASON																							
	G	MIN	FG	FGA	PCT	3P	3A	PCT	FT	FTA	PCT	OFF	DEF	TOT	AST	PF	DQ	STL	TO	BLK	PTS	AVG	HI
2014-15	19	568	70	170	.412	23	62	.371	64	85	.753	3	33	36	40	33	0	12	32	2	227	11.9	32

KWAME BROWN - 6-11, 270 - GLYNN ACADEMY HS (GA) MARCH 10, 1982

REGULAR SEASON																							
G	MIN	FG	FGA	PCT	3P	3A	PCT	FT	FTA	PCT	OFF	DEF	TOT	AST	PF	DQ	STL	TO	BLK	PTS	AVG	HI	
2005-06	72	1978	204	388	.526	0	1	.000	128	235	.545	182	291	473	72	196	3	27	100	46	536	7.4	21
2006-07	41	1132	143	242	.591	0	1	.000	59	134	.440	81	163	244	75	124	0	39	76	49	345	8.4	18
2007-08	23	509	53	103	.515	0	0	-	26	64	.406	31	100	131	28	58	0	16	37	19	132	5.7	10
TOT	136	3619	400	733	.546	0	2	.000	213	433	.492	294	554	848	175	378	3	82	213	114	1013	7.4	-
PLAYOFFS																							
G	MIN	FG	FGA	PCT	3P	3A	PCT	FT	FTA	PCT	OFF	DEF	TOT	AST	PF	DQ	STL	TO	BLK	PTS	AVG	HI	
2005-06	7	225	34	65	.523	0	0	-	22	31	.710	17	29	46	7	-	-	2	12	6	90	12.9	-
2006-07	5	133	19	36	.528	0	0	-	5	9	.556	13	15	28	1	-	-	1	9	4	43	8.6	-
TOT	12	358	53	101	.525	0	0	-	27	40	.675	30	44	74	8	-	-	3	21	10	133	11.1	-

ROGER BROWN - 6-11, 230 - KANSAS FEBRUARY 29, 1950

REGULAR SEASON		FG	FGA	PCT	3P	3A	PCT	FT	FTA	PCT	OFF	DEF	TOT	AST	PF	DQ	STL	TO	BLK	PTS	AVG	HI
	G	MIN																				
1972-73	1	5	0	0	-	-	-	1	3	.333	-	-	0	0	1	0	-	-	-	1	1.0	-

SHANNON BROWN - 6-4, 210 - MICHIGAN STATE NOVEMBER 29, 1985

REGULAR SEASON																							
	G	MIN	FG	FGA	PCT	3P	3A	PCT	FT	FTA	PCT	OFF	DEF	TOT	AST	PF	DQ	STL	TO	BLK	PTS	AVG	HI
2008-09	18	136	22	42	.524	6	9	.667	8	9	.889	3	17	20	10	9	0	4	9	2	58	3.2	10
2009-10	82	1700	253	592	.427	62	189	.327	99	121	.818	30	153	183	108	129	0	57	67	31	667	8.1	27
2010-11	82	1568	273	643	.425	74	212	.349	92	101	.911	35	122	157	96	124	0	67	75	16	712	8.7	21
TOT	182	3404	548	1277	.429	142	410	.346	199	231	.861	68	292	370	214	262	0	128	151	49	1437	7.9	-
PLAYOFFS																							
	G	MIN	FG	FGA	PCT	3P	3A	PCT	FT	FTA	PCT	OFF	DEF	TOT	AST	PF	DQ	STL	TO	BLK	PTS	AVG	HI
2008-09	21	276	36	83	.434	12	25	.480	19	24	.792	8	17	25	13	27	0	10	10	2	103	4.9	14
2009-10	23	324	42	107	.393	9	32	.281	20	28	.714	7	22	29	20	37	0	10	13	7	113	4.9	12
2010-11	10	166	28	61	.459	7	25	.280	9	14	.643	5	14	19	7	10	0	6	9	2	72	7.2	15
TOT	54	766	106	251	.422	28	82	.341	48	66	.727	20	53	73	40	74	0	26	32	11	288	5.3	-

TIERRE BROWN - 6-2, 189 - MCNEESE STATE JUNE 3, 1979

REGULAR SEASON																							
	G	MIN	FG	FGA	PCT	3P	3A	PCT	FT	FTA	PCT	OFF	DEF	TOT	AST	PF	DQ	STL	TO	BLK	PTS	AVG	HI
2004-05	76	1066	124	348	.356	26	72	.361	59	75	.787	21	72	93	155	59	0	32	74	1	333	4.4	27

TONY BROWN - 6-6, 200 - ARKANSAS JULY 29, 1960

REGULAR SEASON																							
	G	MIN	FG	FGA	PCT	3P	3A	PCT	FT	FTA	PCT	OFF	DEF	TOT	AST	PF	DQ	STL	TO	BLK	PTS	AVG	HI
1990-91	7	27	2	3	.667	1	1	1.000	0	0	-	0	4	4	3	8	0	0	4	0	5	0.7	3



ALL-TIME ROSTER WITH STATISTICS

KOBE BRYANT - 6-6, 205 - LOWER MERION HS (PA)

AUGUST 23, 1978

REGULAR SEASON

	G	MIN	FG	FGA	PCT	3P	3A	PCT	FT	FTA	PCT	OFF	DEF	TOT	AST	PF	DQ	STL	TO	BLK	PTS	AVG	HI	
1996-97	71	1103	176	422	.417	51	136	.375	136	166	.819	47	85	132	91	102	0	49	112	23	539	7.6	24	
1997-98	79	2056	391	913	.428	75	220	.341	363	457	.794	79	163	242	199	180	1	74	157	40	1220	15.4	33	
1998-99	50	1896	362	779	.465	27	101	.267	245	292	.839	53	211	264	190	153	3	72	157	50	996	19.9	38	
1999-00	66	2524	554	1183	.468	46	144	.319	331	403	.821	108	308	416	323	220	4	106	182	62	1485	22.5	40	
2000-01	68	2783	701	1510	.464	61	200	.305	475	557	.853	104	295	399	338	222	3	114	220	43	1938	28.5	51	
2001-02	80	3063	749	1597	.469	33	132	.250	488	589	.829	112	329	441	438	228	1	118	223	35	2019	25.2	56	
2002-03	82	3401	868	1924	.451	124	324	.383	601	713	.843	106	458	564	481	218	0	181	288	67	2461	30.0	55	
2003-04	65	2447	516	1178	.438	71	217	.327	454	533	.852	103	256	359	330	176	0	112	271	28	1557	24.0	45	
2004-05	66	2689	573	1324	.433	131	387	.339	542	664	.816	95	297	392	398	174	1	174	270	53	1819	27.6	48	
2005-06	80	3277	978	2173	.450	180	518	.347	696	819	.850	71	354	425	360	233	1	147	250	30	2832	35.4	81	
2006-07	77	3140	813	1757	.463	137	398	.344	667	768	.868	75	364	439	413	205	2	111	255	36	2430	31.6	65	
2007-08	82	3192	775	1690	.459	150	415	.361	623	742	.840	94	423	517	441	227	1	151	257	40	2323	28.3	53	
2008-09	82	2960	800	1712	.467	118	336	.351	483	564	.856	90	339	429	399	189	1	120	210	37	2201	26.8	61	
2009-10	73	2835	716	1569	.456	99	301	.329	439	541	.811	78	313	391	365	187	0	113	233	20	1970	27.0	44	
2010-11	82	2779	740	1639	.451	115	356	.323	483	583	.828	83	336	419	388	172	0	99	243	12	2078	25.3	42	
2011-12	58	2232	574	1336	.430	87	287	.303	381	451	.845	66	247	313	264	105	0	69	204	18	1616	27.9	48	
2012-13	78	3013	738	1595	.463	132	407	.324	525	626	.839	66	367	433	469	173	0	106	287	25	2133	27.3	47	
2013-14	6	177	31	73	.425	3	16	.188	18	21	.857	2	24	26	38	9	0	7	34	1	83	13.8	21	
2014-15	35	1207	266	713	.373	54	184	.293	196	241	.813	26	173	199	197	65	0	47	128	7	782	22.3	44	
2015-16	66	1863	398	1113	.358	133	467	.285	232	281	.826	41	206	247	184	115	0	62	129	13	1161	17.6	60	
TOT		1280	46674	11321	25087	.451	1694	5079	.334	8146	9730	.837	1458	5342	6800	6122	3238	18	1882	3881	627	32482	25.4	-

PLAYOFFS

	G	MIN	FG	FGA	PCT	3P	3A	PCT	FT	FTA	PCT	OFF	DEF	TOT	AST	PF	DQ	STL	TO	BLK	PTS	AVG	HI
1996-97	9	133	21	55	.382	6	23	.261	26	30	.867	1	10	11	11	23	-	3	14	2	74	8.2	-
1997-98	11	220	31	76	.408	3	14	.214	31	45	.689	7	14	21	16	28	-	3	11	8	96	8.7	-
1998-99	8	315	61	142	.430	8	23	.348	28	35	.800	13	42	55	37	24	-	15	31	10	158	19.8	-
1999-00	22	857	174	394	.442	22	64	.344	95	126	.754	26	72	98	97	89	-	32	55	32	465	21.1	-
2000-01	16	694	168	358	.469	11	34	.324	124	151	.821	29	87	116	97	53	-	25	51	12	471	29.4	-
2001-02	19	833	187	431	.434	22	58	.379	110	145	.759	28	83	111	87	65	-	27	54	17	506	26.6	-
2002-03	12	531	137	317	.432	25	62	.403	86	104	.827	16	45	61	62	35	-	14	42	1	385	32.1	-
2003-04	22	973	190	460	.413	24	97	.247	135	166	.813	18	86	104	121	59	-	42	61	7	539	24.5	-
2005-06	7	314	72	145	.497	14	35	.400	37	48	.771	4	40	44	36	25	-	8	33	3	195	27.9	-
2006-07	5	215	60	130	.462	10	28	.357	34	37	.919	1	25	26	22	10	-	5	22	2	164	32.8	-
2007-08	21	863	222	463	.479	32	106	.302	157	194	.809	18	101	119	117	59	-	35	70	8	633	30.1	-
2008-09	23	940	242	530	.457	37	106	.349	174	197	.883	19	104	123	126	59	-	38	59	21	695	30.2	-
2009-10	23	923	234	511	.458	49	131	.374	154	183	.842	26	112	138	126	75	-	31	79	16	671	29.2	-
2010-11	10	354	83	186	.446	12	41	.293	50	61	.820	8	26	34	33	23	-	16	31	3	228	22.8	-
2011-12	12	476	132	301	.439	17	60	.283	79	95	.832	16	42	58	52	33	-	16	34	2	360	30.0	-
TOT	220	8641	2014	4499	.448	292	882	.331	1320	1617	.816	230	889	1119	1040	660	-	310	647	144	5640	25.6	-

THOMAS BRYANT - 6-10, 248 - INDIANA

JULY 31, 1997

REGULAR SEASON

	G	MIN	FG	FGA	PCT	3P	3A	PCT	FT	FTA	PCT	OFF	DEF	TOT	AST	PF	DQ	STL	TO	BLK	PTS	AVG	HI
2017-18	15	72	8	21	.381	1	10	.100	5	9	.556	3	14	17	6	6	0	1	2	2	22	1.5	6

STEVE BUCKNALL - 6-6, 215 - NORTH CAROLINA

MARCH 17, 1966

REGULAR SEASON

	G	MIN	FG	FGA	PCT	3P	3A	PCT	FT	FTA	PCT	OFF	DEF	TOT	AST	PF	DQ	STL	TO	BLK	PTS	AVG	HI
1989-90	18	75	9	33	.273	0	1	.000	5	6	.833	5	2	7	10	10	0	2	11	1	23	1.3	4

REGGIE BULLOCK - 6-7, 205 - NORTH CAROLINA

MARCH 16, 1991

REGULAR SEASON

	G	MIN	FG	FGA	PCT	3P	3A	PCT	FT	FTA	PCT	OFF	DEF	TOT	AST	PF	DQ	STL	TO	BLK	PTS	AVG	HI
2018-19	19	524	63	153	.412	34	99	.343	17	21	.810	2	48	50	20	30	0	16	11	7	177	9.3	18

BOB BURROW - 6-7, 230 - KENTUCKY

JUNE 29, 1934

REGULAR SEASON

	G	MIN	FG	FGA	PCT	3P	3A	PCT	FT	FTA	PCT	OFF	DEF	TOT	AST	PF	DQ	STL	TO	BLK	PTS	AVG	HI
1957-58	14	171	22	70	.314	-	-	-	11	33	.333	-	-	64	6	15	0	-	-	-	55	3.9	-

CARON BUTLER - 6-7, 217 - CONNECTICUT

MARCH 13, 1980

REGULAR SEASON

	G	MIN	FG	FGA	PCT	3P	3A	PCT	FT	FTA	PCT	OFF	DEF	TOT	AST	PF	DQ	STL	TO	BLK	PTS	AVG	HI
2004-05	77	2746	441	991	.445	38	125	.304	275	319	.862	146	304	450	146	213	2	110	125	23	1195	15.5	34

DWIGHT BUYCKS - 6-3, 190 - MARQUETTE

MARCH 6, 1989

REGULAR SEASON

	G	MIN	FG	FGA	PCT	3P	3A	PCT	FT	FTA	PCT	OFF	DEF	TOT	AST	PF	DQ	STL	TO	BLK	PTS	AVG	HI
2014-15	6	123	18	40	.450	7	11	.636	9	10	.900	2	10	12	14	3	0	3	12	0	52	8.7	15

ALL-TIME ROSTER WITH STATISTICS

ANDREW BYNUM - 7-1, 285 - ST. JOSEPH HS (NJ) OCTOBER 27, 1987

REGULAR SEASON																			
G	MIN	FG	FGA	PCT	3P	3A	PCT	FT	FTA	PCT	OFF	DEF	TOT	AST	PF	DQ	STL	TO	BLK
2005-06	46	338	33	82	.402	0	0	-	8	27	.296	34	46	80	9	56	0	4	17
2006-07	82	1793	32	1793	.558	0	3	.000	143	214	.668	139	345	484	94	249	5	12	115
2007-08	35	1008	189	297	.636	0	0	-	82	118	.695	105	251	356	61	98	2	12	52
2008-09	50	1446	281	502	.560	0	0	-	152	215	.707	137	261	398	71	157	1	18	85
2009-10	65	1977	392	688	.570	0	1	.000	193	261	.739	177	364	541	68	193	2	35	115
2010-11	54	1500	237	413	.574	0	0	-	138	209	.660	170	338	508	73	140	1	19	74
2011-12	60	2112	444	796	.558	1	5	.200	234	338	.692	192	517	709	85	104	0	27	152
TOTALS	392	10175	1823	3221	.566	1	9	.111	950	1382	.687	954	2122	3076	461	997	11	127	610
PLAYOFFS																			
G	MIN	FG	FGA	PCT	3P	3A	PCT	FT	FTA	PCT	OFF	DEF	TOT	AST	PF	DQ	STL	TO	BLK
2005-06	1	2	0	1	.000	0	0	-	0	0	-	0	0	0	0	0	0	0	0
2006-07	5	55	8	15	.533	0	0	-	4	10	.400	8	15	23	0	7	-	0	2
2008-09	23	400	58	127	.457	0	0	-	28	43	.651	33	53	86	10	77	-	8	19
2009-10	23	561	80	149	.537	0	0	-	38	56	.679	59	100	159	12	61	-	6	21
2010-11	10	320	57	105	.543	0	0	-	30	36	.833	36	60	96	8	33	-	5	20
2011-12	12	451	73	153	.477	0	0	-	54	69	.783	46	87	133	18	21	-	5	16
TOT	74	1469	276	550	.502	0	0	-	154	214	.720	182	315	497	48	199	-	24	78

MARTY BYRNES - 6-7, 220 - SYRACUSE APRIL 30, 1956

REGULAR SEASON																			
G	MIN	FG	FGA	PCT	3P	3A	PCT	FT	FTA	PCT	OFF	DEF	TOT	AST	PF	DQ	STL	TO	BLK
1979-80	32	194	25	50	.500	0	0	-	13	15	.867	9	18	27	13	32	0	5	22
PLAYOFFS																			
G	MIN	FG	FGA	PCT	3P	3A	PCT	FT	FTA	PCT	OFF	DEF	TOT	AST	PF	DQ	STL	TO	BLK
1979-80	4	8	1	3	.333	0	0	-	4	6	.667	1	0	1	1	-	0	1	0

JOSÉ CALDERÓN - 6-3, 200 - TAU VITORIA (SPAIN) SEPTEMBER 28, 1981

REGULAR SEASON																			
G	MIN	FG	FGA	PCT	3P	3A	PCT	FT	FTA	PCT	OFF	DEF	TOT	AST	PF	DQ	STL	TO	BLK
2016-17	24	292	32	77	.416	12	34	.353	4	4	1.000	8	34	42	51	22	0	7	26

KENTAVIOUS CALDWELL-POPE - 6-5, 205 - GEORGIA FEBRUARY 18, 1993

REGULAR SEASON																			
G	MIN	FG	FGA	PCT	3P	3A	PCT	FT	FTA	PCT	OFF	DEF	TOT	AST	PF	DQ	STL	TO	BLK
2017-18	74	2458	340	798	.426	159	415	.383	153	194	.789	60	327	387	162	145	0	106	97
2018-19	82	2035	325	756	.430	151	435	.347	137	158	.867	48	190	238	110	137	0	73	65
TOTALS	156	4493	665	1554	.428	310	850	.365	290	352	.824	108	517	625	272	282	0	179	162

CORKY CALHOUN - 6-7, 210 - PENNSYLVANIA NOVEMBER 1, 1950

REGULAR SEASON																			
G	MIN	FG	FGA	PCT	3P	3A	PCT	FT	FTA	PCT	OFF	DEF	TOT	AST	PF	DQ	STL	TO	BLK
1974-75	57	1270	120	286	.420	-	-	-	46	62	.710	95	141	236	75	160	1	49	-
1975-76	76	1816	172	368	.467	-	-	-	65	83	.783	117	224	341	85	216	4	62	-
TOT	133	3086	292	654	.444	-	-	-	109	145	.752	212	365	577	160	376	5	111	-

DEMETRIUS CALIP - 6-1, 165 - MICHIGAN NOVEMBER 18, 1969

REGULAR SEASON																			
G	MIN	FG	FGA	PCT	3P	3A	PCT	FT	FTA	PCT	OFF	DEF	TOT	AST	PF	DQ	STL	TO	BLK
1991-92	7	58	4	18	.222	1	5	.200	2	3	.667	1	4	5	12	8	0	1	5

MACK CALVIN - 6-0, 170 - USC JULY 27, 1947

G	MIN	FG	FGA	PCT	3P	3A	PCT	FT	FTA	PCT	OFF	DEF	TOT	AST	PF	DQ	STL	TO	BLK
1976-77	12	207	27	82	.329	-	-	-	41	48	.854	6	10	16	21	16	0	11	-

ELDEN CAMPBELL - 7-0, 255 - CLEMSON JULY 23, 1968

REGULAR SEASON																			
G	MIN	FG	FGA	PCT	3P	3A	PCT	FT	FTA	PCT	OFF	DEF	TOT	AST	PF	DQ	STL	TO	BLK
1990-91	52	380	56	123	.455	0	0	-	32	49	.653	40	56	96	10	71	1	11	16
1991-92	81	1876	220	491	.448	0	2	.000	138	223	.619	155	268	423	59	203	1	53	73
1992-93	79	1551	238	520	.458	0	3	.000	130	204	.637	127	205	332	48	165	0	59	69
1993-94	76	2253	373	808	.462	0	2	.000	188	273	.689	167	352	519	86	241	2	64	98
1994-95	73	2076	360	785	.459	0	1	.000	193	290	.666	168	277	445	92	246	4	69	98
1995-96	82	2699	447	888	.503	0	5	.000	249	349	.713	162	441	623	181	300	4	88	137
1996-97	77	2516	442	942	.469	1	4	.250	263	370	.711	207	408	615	126	276	6	46	130
1997-98	81	1784	289	624	.463	1	2	.500	237	342	.693	143	312	455	78	209	1	35	115
1998-99	17	325	44	101	.436	0	0	-	38	62	.613	38	58	96	8	51	2	1	22
TOT	618	15460	2469	5282	.467	2	19	.105	1468	2162	.679	1207	2397	3604	688	1762	21	426	758
PLAYOFFS																			
G	MIN	FG	FGA	PCT	3P	3A	PCT	FT	FTA	PCT	OFF	DEF	TOT	AST	PF	DQ	STL	TO	BLK
1990-91	14	138	25	38	.658	0	0	-	7	15	.467	8	21	29	3	-	-	6	8
1991-92	4	117	14	37	.378	0	0	-	12	18	.667	9	16	25	6	-	-	4	6
1992-93	5	178	29	69	.420	0	0	-	12	24	.500	17	25	42	7	-	-	6	12
1994-95	10	376	64	132	.485	0	0	-	29	44	.659	26	47	73	16	-	-	4	15
1995-96	4	129	20	39	.513	0	1	.000	8	16	.500	3	29	32	8	-	-	1	10
1996-97	9	278	37	93	.398	1	1	1.000	31	38	.816	14	25	39	9	-	-	7	14
1997-98	13	180	23	51	.451	0	0	-	22	34	.647	17	28	45	8	-	-	3	13
TOT	59	1396	212	459	.462	1	2	.500	121	189	.640	94	191	285	57	-	-	30	74



ALL-TIME ROSTER WITH STATISTICS

TONY CAMPBELL - 6-7, 215 - OHIO STATE

MAY 7, 1962

REGULAR SEASON

	G	MIN	FG	FGA	PCT	3P	3A	PCT	FT	FTA	PCT	OFF	DEF	TOT	AST	PF	DQ	STL	TO	BLK	PTS	AVG	HI
1987-88	13	242	57	101	.564	1	3	.333	28	39	.718	8	19	27	15	41	0	11	26	2	143	11.0	28
1988-89	63	787	158	345	.458	2	21	.095	70	83	.843	53	77	130	47	108	0	37	62	6	388	6.2	19
TOT	76	1029	215	446	.482	3	24	.125	98	122	.803	61	96	157	62	149	0	48	88	8	531	7.0	-

PLAYOFFS

	G	MIN	FG	FGA	PCT	3P	3A	PCT	FT	FTA	PCT	OFF	DEF	TOT	AST	PF	DQ	STL	TO	BLK	PTS	AVG	HI
1987-88	15	94	18	42	.429	0	1	.000	11	16	.688	4	6	10	5	-	-	3	5	0	47	3.1	-
1988-89	9	106	19	31	.613	2	4	.500	16	22	.727	4	8	12	6	-	-	3	9	0	56	6.2	-
TOT	24	200	37	73	.507	2	5	.400	27	38	.711	8	14	22	11	-	-	6	14	0	103	4.3	-

DERRICK CHARACTER - 6-9, 275 - UTEP

MAY 4, 1988

REGULAR SEASON

	G	MIN	FG	FGA	PCT	3P	3A	PCT	FT	FTA	PCT	OFF	DEF	TOT	AST	PF	DQ	STL	TO	BLK	PTS	AVG	HI
2010-11	41	215	32	66	.485	0	0	-	17	23	.739	19	24	43	7	47	1	4	19	10	81	2.0	10

DON "SWEDE" CARLSON - 6-0, 170 - MINNESOTA

MARCH 22, 1921

REGULAR SEASON

G	MIN	FG	FGA	PCT	3P	3A	PCT	FT	FTA	PCT	OFF	DEF	TOT	AST	PF	DQ	STL	TO	BLK	PTS	AVG	HI
1948-49	55	-	211	632	.334	-	-	-	86	130	.662	-	-	-	170	180	-	-	-	508	9.2	-
1949-50	57	-	99	290	.341	-	-	-	69	95	.726	-	-	-	76	126	-	-	-	267	4.7	-
TOT	112	-	310	922	.336	-	-	-	155	225	.689	-	-	-	246	306	-	-	-	775	6.9	-

PLAYOFFS

G	MIN	FG	FGA	PCT	3P	3A	PCT	FT	FTA	PCT	OFF	DEF	TOT	AST	PF	DQ	STL	TO	BLK	PTS	AVG	HI
1948-49	10	-	23	95	.242	-	-	-	14	25	.560	-	-	-	28	30	-	-	-	60	6.0	-
1949-50	10	-	21	37	.568	-	-	-	12	15	.800	-	-	-	11	19	-	-	-	54	5.4	-
TOT	20	-	44	132	.333	-	-	-	26	40	.650	-	-	-	39	49	-	-	-	114	5.7	-

ROBERT CARNEY - 6-3, 170 - BRADLEY

AUGUST 3, 1932

REGULAR SEASON

G	MIN	FG	FGA	PCT	3P	3A	PCT	FT	FTA	PCT	OFF	DEF	TOT	AST	PF	DQ	STL	TO	BLK	PTS	AVG	HI
1954-55	19	244	24	64	.375	-	-	-	21	40	.525	-	-	45	16	36	0	-	-	69	3.6	-

PLAYOFFS

G	MIN	FG	FGA	PCT	3P	3A	PCT	FT	FTA	PCT	OFF	DEF	TOT	AST	PF	DQ	STL	TO	BLK	PTS	AVG	HI
1954-55	7	41	1	8	.125	0	0	-	8	9	.889	-	-	5	3	-	-	0	0	10	1.4	-

KENNY CARR - 6-7, 220 - NORTH CAROLINA STATE

AUGUST 15, 1955

REGULAR SEASON

	G	MIN	FG	FGA	PCT	3P	3A	PCT	FT	FTA	PCT	OFF	DEF	TOT	AST	PF	DQ	STL	TO	BLK	PTS	AVG	HI
1977-78	52	733	134	302	.444	-	-	-	55	85	.647	53	155	208	26	127	0	18	89	14	323	6.2	15
1978-79	72	1149	225	450	.500	-	-	-	83	137	.606	70	222	292	60	152	0	38	116	31	533	7.4	17
1979-80	5	57	7	16	.438	0	0	-	2	2	1.000	5	12	17	1	6	0	2	9	1	16	3.2	6
TOT	129	1939	366	768	.477	0	0	-	140	224	.625	128	389	517	87	285	0	58	214	46	872	6.8	-

PLAYOFFS

	G	MIN	FG	FGA	PCT	3P	3A	PCT	FT	FTA	PCT	OFF	DEF	TOT	AST	PF	DQ	STL	TO	BLK	PTS	AVG	HI
1977-78	2	17	3	8	.375	0	0	-	0	0	.000	-	-	4	0	-	-	1	-	-	6	3.0	-
1978-79	8	117	19	35	.543	0	0	-	5	8	.625	-	-	17	4	-	-	4	-	2	43	5.4	-
TOT	10	134	22	43	.512	0	0	-	5	8	.625	-	-	21	4	-	-	5	-	2	49	4.9	-

BUTCH CARTER - 6-5, 180 - INDIANA

JUNE 11, 1958

REGULAR SEASON

	G	MIN	FG	FGA	PCT	3P	3A	PCT	FT	FTA	PCT	OFF	DEF	TOT	AST	PF	DQ	STL	TO	BLK	PTS	AVG	HI
1980-81	54	672	114	247	.462	3	10	.300	70	95	.737	34	31	65	52	99	0	23	50	1	301	5.6	16

MAURICE CARTER - 6-5, 210 - LOUISIANA STATE

OCTOBER 12, 1976

REGULAR SEASON

	G	MIN	FG	FGA	PCT	3P	3A	PCT	FT	FTA	PCT	OFF	DEF	TOT	AST	PF	DQ	STL	TO	BLK	PTS	AVG	HI
2003-04	4	50	5	14	.357	1	3	.333	11	12	.917	0	3	3	2	5	0	0	6	0	22	5.5	9

RON CARTER - 6-5, 190 - VMI

AUGUST 31, 1956

REGULAR SEASON

	G	MIN	FG	FGA	PCT	3P	3A	PCT	FT	FTA	PCT	OFF	DEF	TOT	AST	PF	DQ	STL	TO	BLK	PTS	AVG	HI
1978-79	46	332	54	124	.435	-	-	-	36	54	.667	21	24	45	25	54	1	17	40	7	144	3.1	14

PLAYOFFS

G	MIN	FG	FGA	PCT	3P	3A	PCT	FT	FTA	PCT	OFF	DEF	TOT	AST	PF	DQ	STL	TO	BLK	PTS	AVG	HI
1978-79	2	2	0	1	.000	0	0	-	0	0	-	-	0	0	0	-	-	0	0	0	0.0	-

JAY CARTY - 6-7 1/2, 220 - OREGON STATE

JULY 4, 1941

REGULAR SEASON

G	MIN	FG	FGA	PCT	3P	3A	PCT	FT	FTA	PCT	OFF	DEF	TOT	AST	PF	DQ	STL	TO	BLK	PTS	AVG	HI
1968-69	28	192	34	89	.382	-	-	-	8	11	.727	-	-	58	11	31	0	-	-	76	2.7	-

ALEX CARUSO - 6-5, 186 - TEXAS A&M

FEBRUARY 28, 1994

REGULAR SEASON

	G	MIN	FG	FGA	PCT	3P	3A	PCT	FT	FTA	PCT	OFF	DEF	TOT	AST	PF	DQ	STL	TO	BLK	PTS	AVG	HI
2017-18	37	562	50	116	.431	13	43	.302	21	30	.700	15	50	65	75	52	0	23	42	10	134	3.6	15
2018-19	25	531	77	173	.445	24	50	.480	51	64	.797	20	47	67	77	54	0	24	42	9	229	9.2	32
TOT	62	1093	127	289	.439	37	93	.398	72	94	.766	35	97	132	152	106	0	47	84	19	363	5.9	-

ALL-TIME ROSTER WITH STATISTICS

CEDRIC CEBALLOS - 6-7, 225 - CAL STATE FULLERTON

AUGUST 2, 1969

REGULAR SEASON																			
	G	MIN	FG	FGA	PCT	3P	3A	PCT	FT	FTA	PCT	OFF	DEF	TOT	AST	PF	DQ	STL	TO
1994-95	58	2029	497	977	.509	58	146	.397	209	292	.716	169	295	464	105	131	1	60	143
1995-96	78	2628	638	1203	.530	51	184	.277	329	409	.804	215	321	536	119	144	0	94	167
1996-97	8	279	34	83	.410	5	21	.238	13	15	.867	11	42	53	15	19	0	5	17
TOT	144	4936	1169	2263	.517	114	351	.325	551	716	.770	395	658	1053	239	294	1	159	327
PLAYOFFS																			
	G	MIN	FG	FGA	PCT	3P	3A	PCT	FT	FTA	PCT	OFF	DEF	TOT	AST	PF	DQ	STL	TO
1994-95	10	340	48	126	.381	18	50	.360	28	38	.737	11	50	61	18	-	-	12	21
1995-96	4	142	30	62	.484	5	16	.313	11	12	.917	11	22	33	5	-	-	4	8
TOT	14	482	78	188	.415	23	66	.348	39	50	.780	22	72	94	23	-	-	16	29

JOHN CELESTAND - 6-3, 175 - VILLANOVA

MARCH 6, 1977

REGULAR SEASON																			
	G	MIN	FG	FGA	PCT	3P	3A	PCT	FT	FTA	PCT	OFF	DEF	TOT	AST	PF	DQ	STL	TO
1999-00	16	185	15	45	.333	2	9	.222	5	6	.833	1	10	11	20	22	0	7	16

WILT CHAMBERLAIN - 7-1, 275 - KANSAS

AUGUST 21, 1936

REGULAR SEASON																			
	G	MIN	FG	FGA	PCT	3P	3A	PCT	FT	FTA	PCT	OFF	DEF	TOT	AST	PF	DQ	STL	TO
1968-69	81	3669	641	1099	.583	-	-	-	382	857	.446	-	-	1712	366	142	0	-	-
1969-70	12	554	129	227	.568	-	-	-	70	157	.446	-	-	221	49	31	0	-	-
1970-71	82	3630	668	1226	.545	-	-	-	360	669	.538	-	-	1493	352	174	0	-	-
1971-72	82	3469	496	764	.649	-	-	-	221	524	.422	-	-	1572	329	196	0	-	-
1972-73	82	3542	426	588	.727	-	-	-	232	455	.510	-	-	1526	365	191	0	-	-
TOT	339	14815	2360	3902	.605	-	-	-	1265	2662	.475	-	-	6524	1461	734	0	-	-
PLAYOFFS																			
	G	MIN	FG	FGA	PCT	3P	3A	PCT	FT	FTA	PCT	OFF	DEF	TOT	AST	PF	DQ	STL	TO
1968-69	18	832	96	176	.545	-	-	-	58	148	.392	-	-	444	46	-	-	-	-
1969-70	18	851	158	288	.545	-	-	-	82	202	.406	-	-	399	81	-	-	-	-
1970-71	12	554	85	187	.455	-	-	-	50	97	.515	-	-	242	53	-	-	-	-
1971-72	15	703	80	142	.563	-	-	-	60	122	.492	-	-	315	49	-	-	-	-
1972-73	17	801	64	116	.552	-	-	-	49	98	.500	-	-	383	60	-	-	-	-
TOT	80	3741	483	909	.531	-	-	-	299	667	.448	-	-	1783	289	-	-	-	-

JERRY CHAMBERS - 6-5, 185 - UTAH

JULY 18, 1943

REGULAR SEASON																			
	G	MIN	FG	FGA	PCT	3P	3A	PCT	FT	FTA	PCT	OFF	DEF	TOT	AST	PF	DQ	STL	TO
1966-67	68	1015	224	496	.452	-	-	-	68	93	.731	-	-	208	44	143	0	-	-
PLAYOFFS																			
	G	MIN	FG	FGA	PCT	3P	3A	PCT	FT	FTA	PCT	OFF	DEF	TOT	AST	PF	DQ	STL	TO
1966-67	3	44	12	23	.522	-	-	-	7	7	1.000	-	-	8	1	-	-	-	-

TYSON CHANDLER - 7-1, 240 - DOMINGUEZ HS (CA)

OCTOBER 2, 1982

REGULAR SEASON																			
	G	MIN	FG	FGA	PCT	3P	3A	PCT	FT	FTA	PCT	OFF	DEF	TOT	AST	PF	DQ	STL	TO
2018-19	48	786	53	87	.609	0	1	.000	41	69	.594	85	183	268	31	89	0	19	35

DON CHANEY - 6-5, 210 - HOUSTON

MARCH 22, 1946

REGULAR SEASON																			
	G	MIN	FG	FGA	PCT	3P	3A	PCT	FT	FTA	PCT	OFF	DEF	TOT	AST	PF	DQ	STL	TO
1976-77	81	2408	213	522	.408	-	-	-	70	94	.745	120	210	330	308	224	4	140	-
1977-78	9	133	13	36	.361	-	-	-	5	6	.833	4	7	11	17	14	0	8	11
TOT	90	2541	226	558	.405	-	-	-	75	100	.750	124	217	341	325	238	4	148	11
PLAYOFFS																			
	G	MIN	FG	FGA	PCT	3P	3A	PCT	FT	FTA	PCT	OFF	DEF	TOT	AST	PF	DQ	STL	TO
1976-77	11	412	36	96	.375	-	-	-	16	22	.727	-	-	52	48	-	-	-	-

JIM CHONES - 6-11, 220 - MARQUETTE

NOVEMBER 30, 1949

REGULAR SEASON																			
	G	MIN	FG	FGA	PCT	3P	3A	PCT	FT	FTA	PCT	OFF	DEF	TOT	AST	PF	DQ	STL	TO
1979-80	82	2394	372	760	.489	0	2	.000	125	169	.740	143	421	564	151	271	5	56	175
1980-81	82	2562	378	751	.503	0	4	.000	126	193	.653	180	477	657	153	324	4	39	159
TOT	164	4956	750	1511	.496	0	6	.000	251	362	.693	323	898	1221	304	595	9	95	334
PLAYOFFS																			
	G	MIN	FG	FGA	PCT	3P	3A	PCT	FT	FTA	PCT	OFF	DEF	TOT	AST	PF	DQ	STL	TO
1979-80	16	439	48	118	.407	-	-	-	23	34	.676	32	72	104	28	-	-	8	32
1980-81	3	67	10	17	.588	-	-	-	4	8	.500	6	11	17	1	-	-	1	3
TOT	19	506	58	135	.430	-	-	-	27	42	.643	38	83	121	29	-	-	9	35

DOUG CHRISTIE - 6-6, 205 - PEPPERDINE

MAY 9, 1970

REGULAR SEASON																			
	G	MIN	FG	FGA	PCT	3P	3A	PCT	FT	FTA	PCT	OFF	DEF	TOT	AST	PF	DQ	STL	TO
1992-93	23	332	45	106	.425	2	12	.167	50	66	.758	24	27	51	53	53	0	22	50
1993-94	65	1515	244	562	.434	39	119	.328	145	208	.697	93	142	235	136	186	2	89	140
TOT	88	1847	289	668	.433	41	131	.313	195	274	.712	117	169	286	189	239	2	111	190
PLAYOFFS																			
	G	MIN	FG	FGA	PCT	3P	3A	PCT	FT	FTA	PCT	OFF	DEF	TOT	AST	PF	DQ	STL	TO
1992-93	5	39	4	11	.364	1	3	.333	0	0	-	-	1	3	4	6	-	2	4



ALL-TIME ROSTER WITH STATISTICS

ARCHIE CLARK - 6-2, 175 - MINNESOTA

JULY 15, 1941

REGULAR SEASON

	G	MIN	FG	FGA	PCT	3P	3A	PCT	FT	FTA	PCT	OFF	DEF	TOT	AST	PF	DQ	STL	TO	BLK	PTS	AVG	HI
1966-67	76	1763	331	732	.452	-	-	-	136	192	.708	-	-	218	205	193	1	-	-	-	798	10.5	-
1967-68	81	3039	628	1309	.480	-	-	-	356	481	.740	-	-	342	353	235	3	-	-	-	1612	19.9	-
TOT	157	4802	959	2041	.470	-	-	-	492	673	.731	-	-	560	558	428	4	-	-	-	2410	15.4	-

PLAYOFFS

	G	MIN	FG	FGA	PCT	3P	3A	PCT	FT	FTA	PCT	OFF	DEF	TOT	AST	PF	DQ	STL	TO	BLK	PTS	AVG	HI
1966-67	3	125	32	62	.516	-	-	-	13	17	.765	-	-	13	15	-	-	-	-	-	77	25.7	-
1967-68	15	528	88	206	.427	-	-	-	53	69	.768	-	-	47	60	-	-	-	-	-	229	15.3	-
TOT	18	653	120	268	.448	-	-	-	66	86	.767	-	-	60	75	-	-	-	-	-	306	17.0	-

EARL CLARK - 6-10, 225 - LOUISVILLE

JANUARY 17, 1988

REGULAR SEASON

	G	MIN	FG	FGA	PCT	3P	3A	PCT	FT	FTA	PCT	OFF	DEF	TOT	AST	PF	DQ	STL	TO	BLK	PTS	AVG	HI
2012-13	59	1363	170	386	.440	35	104	.337	53	76	.697	82	243	325	65	102	0	36	62	44	428	7.3	22

PLAYOFFS

	G	MIN	FG	FGA	PCT	3P	3A	PCT	FT	FTA	PCT	OFF	DEF	TOT	AST	PF	DQ	STL	TO	BLK	PTS	AVG	HI
2012-13	4	82	7	19	.368	0	4	.000	0	0	-	2	10	12	1	4	0	1	6	1	14	3.5	-

JORDAN CLARKSON - 6-5, 194 - MISSOURI

JUNE 7, 1992

REGULAR SEASON

	G	MIN	FG	FGA	PCT	3P	3A	PCT	FT	FTA	PCT	OFF	DEF	TOT	AST	PF	DQ	STL	TO	BLK	PTS	AVG	HI
2014-15	59	1476	267	596	.448	38	121	.314	131	158	.829	56	135	191	206	109	1	51	96	12	703	11.9	30
2015-16	79	2552	475	1098	.433	111	320	.347	164	204	.804	93	220	313	192	168	1	88	135	7	1225	15.5	30
2016-17	82	2397	477	1071	.445	117	356	.329	134	168	.798	49	197	246	213	150	0	89	164	8	1205	14.7	35
2017-18	53	1256	299	667	.448	68	210	.324	105	132	.795	44	115	159	173	63	0	39	95	3	771	14.5	33
TOT	273	7681	1518	3432	.442	334	1007	.332	534	662	.807	242	667	909	784	490	2	266	490	30	3904	14.3	-

JIM CLEAMONS - 6-3 1/2, 185 - OHIO STATE

SEPTEMBER 13, 1949

REGULAR SEASON

	G	MIN	FG	FGA	PCT	3P	3A	PCT	FT	FTA	PCT	OFF	DEF	TOT	AST	PF	DQ	STL	TO	BLK	PTS	AVG	HI
1971-72	38	201	35	100	.350	-	-	-	28	36	.778	-	-	39	35	21	0	-	-	-	98	2.6	-

PLAYOFFS

	G	MIN	FG	FGA	PCT	3P	3A	PCT	FT	FTA	PCT	OFF	DEF	TOT	AST	PF	DQ	STL	TO	BLK	PTS	AVG	HI
1971-72	6	17	4	7	.571	-	-	-	0	0	-	-	-	4	4	-	-	-	-	-	8	1.3	-

LESTER CONNER - 6-4, 185 - OREGON STATE

SEPTEMBER 17, 1959

REGULAR SEASON

	G	MIN	FG	FGA	PCT	3P	3A	PCT	FT	FTA	PCT	OFF	DEF	TOT	AST	PF	DQ	STL	TO	BLK	PTS	AVG	HI
1994-95	2	5	0	0	-	0	0	-	2	2	1.000	0	0	0	0	3	0	0	0	0	2	1.0	2

BRIAN COOK - 6-9, 258 - ILLINOIS

DECEMBER 4, 1980

REGULAR SEASON

	G	MIN	FG	FGA	PCT	3P	3A	PCT	FT	FTA	PCT	OFF	DEF	TOT	AST	PF	DQ	STL	TO	BLK	PTS	AVG	HI
2003-04	35	442	67	141	.475	0	5	.000	21	28	.750	31	70	101	20	64	0	16	17	16	155	4.4	16
2004-05	72	1087	176	422	.417	78	199	.392	28	37	.757	63	153	216	35	139	3	23	29	26	458	6.4	25
2005-06	81	1535	261	511	.511	36	84	.429	84	101	.832	88	186	274	74	205	3	37	61	32	642	7.9	28
2006-07	65	1018	185	408	.453	46	115	.400	34	47	.723	61	154	215	65	134	3	25	51	27	450	6.9	26
2007-08	6	70	4	21	.190	2	10	.200	4	4	1.000	4	6	10	3	6	0	2	4	0	14	2.3	10
TOT	259	4152	693	1503	.461	162	413	.392	171	217	.788	247	569	816	197	548	9	103	162	101	1719	6.6	-

PLAYOFFS

	G	MIN	FG	FGA	PCT	3P	3A	PCT	FT	FTA	PCT	OFF	DEF	TOT	AST	PF	DQ	STL	TO	BLK	PTS	AVG	HI
2003-04	13	45	5	15	.333	0	0	-	2	2	1.000	3	9	12	1	-	-	1	3	0	12	0.9	-
2005-06	7	78	18	46	.391	4	11	.364	4	4	1.000	11	11	22	8	-	-	1	3	0	44	6.3	-
2006-07	5	51	6	18	.333	3	7	.429	3	3	1.000	2	4	6	0	-	-	0	2	1	18	3.6	-
TOT	25	174	29	79	.367	7	18	.389	9	9	1.000	16	24	40	9	-	-	2	8	1	74	3.0	-

DUANE COOPER - 6-1, 185 - USC

JUNE 25, 1969

REGULAR SEASON

	G	MIN	FG	FGA	PCT	3P	3A	PCT	FT	FTA	PCT	OFF	DEF	TOT	AST	PF	DQ	STL	TO	BLK	PTS	AVG	HI
1992-93	65	645	62	158	.392	7	30	.233	25	35	.714	13	37	50	150	66	0	18	69	2	156	2.4	9

PLAYOFFS

	G	MIN	FG	FGA	PCT	3P	3A	PCT	FT	FTA	PCT	OFF	DEF	TOT	AST	PF	DQ	STL	TO	BLK	PTS	AVG	HI
1992-93	2	4	0	6	.000	0	3	-	0	0	-	2	0	2	1	-	-	0	0	0	0	0.0	-

JOE COOPER - 6-10, 230 - COLORADO

JUNE 25, 1969

REGULAR SEASON

	G	MIN	FG	FGA	PCT	3P	3A	PCT	FT	FTA	PCT	OFF	DEF	TOT	AST	PF	DQ	STL	TO	BLK	PTS	AVG	HI
1982-83	2	11	1	4	.250	0	0	-	0	0	-	2	0	2	0	3	0	1	3	1	2	1.0	2

ALL-TIME ROSTER WITH STATISTICS

MICHAEL COOPER - 6-7, 170 - NEW MEXICO

APRIL 15, 1956

REGULAR SEASON																			
G	MIN	FG	FGA	PCT	3P	3A	PCT	FT	FTA	PCT	OFF	DEF	TOT	AST	PF	DQ	STL	TO	BLK
1978-79	3	7	3	6	.500	-	-	-	0	0	-	0	0	0	1	0	1	1	0
1979-80	82	1973	303	578	.524	5	20	.250	111	143	.776	101	128	229	221	215	3	86	142
1980-81	81	2625	321	654	.491	4	19	.211	117	149	.785	121	215	336	332	249	4	133	164
1981-82	76	2197	383	741	.517	2	17	.118	139	171	.813	84	185	269	230	216	1	120	151
1982-83	82	2148	266	497	.535	5	21	.238	102	130	.785	82	192	274	315	208	0	115	128
1983-84	82	2387	273	549	.497	38	121	.314	155	185	.838	53	209	262	482	267	3	113	148
1984-85	82	2189	276	593	.465	35	123	.285	115	133	.865	56	199	255	429	208	0	93	156
1985-86	82	2266	274	606	.452	63	163	.387	147	170	.865	44	200	244	466	238	2	89	151
1986-87	82	2253	322	736	.438	89	231	.385	126	148	.851	58	196	254	373	199	1	78	102
1987-88	61	1793	189	482	.392	57	178	.320	97	113	.858	50	178	228	289	136	1	66	101
1988-89	80	1943	213	494	.431	80	210	.381	81	93	.871	33	158	191	314	186	0	72	94
1989-90	80	1851	191	493	.387	50	157	.318	83	94	.883	59	168	227	215	206	1	67	91
TOT	873	23635	3014	6429	.469	428	1260	.340	1273	1529	.833	741	2028	2769	3666	2329	16	1033	1429
PLAYOFFS																			
G	MIN	FG	FGA	PCT	3P	3A	PCT	FT	FTA	PCT	OFF	DEF	TOT	AST	PF	DQ	STL	TO	BLK
1979-80	16	464	57	140	.407	0	2	.000	31	36	.861	28	31	59	58	-	-	24	29
1980-81	3	102	11	20	.550	0	3	.000	10	14	.714	2	8	10	7	-	-	6	7
1981-82	14	383	70	124	.565	1	2	.500	25	34	.735	19	42	61	62	-	-	24	29
1982-83	15	453	53	114	.465	1	7	.143	34	41	.829	12	47	59	44	-	-	26	23
1983-84	21	723	88	191	.461	12	36	.333	50	62	.806	20	62	82	119	-	-	24	29
1984-85	19	501	71	126	.563	8	26	.308	48	52	.923	12	64	76	93	-	-	21	36
1985-86	14	421	54	115	.470	19	41	.463	9	11	.818	16	30	46	68	-	-	18	21
1986-87	18	522	77	159	.484	34	70	.486	46	54	.852	8	51	59	90	-	-	25	37
1987-88	24	588	54	131	.412	25	62	.403	20	27	.741	15	43	58	66	-	-	19	21
1988-89	15	414	37	89	.416	21	55	.382	20	24	.833	9	31	40	71	-	-	9	17
1989-90	9	173	10	35	.286	3	12	.250	0	0	-	11	13	24	25	-	-	7	7
TOT	168	4744	582	1244	.468	124	316	.392	293	355	.825	152	422	574	703	-	-	203	256

MEL COUNTS - 7-0, 230 - OREGON STATE

OCTOBER 16, 1941

REGULAR SEASON																			
G	MIN	FG	FGA	PCT	3P	3A	PCT	FT	FTA	PCT	OFF	DEF	TOT	AST	PF	DQ	STL	TO	BLK
1946-47	31	112	252	.444	-	-	-	-	40	54	.741	-	-	189	22	102	4	-	-
1947-48	82	1739	384	808	.475	-	-	-	190	254	.748	-	-	732	139	309	6	-	-
1948-49	87	1866	390	867	.450	-	-	-	178	221	.805	-	-	600	109	223	5	-	-
1949-50	81	2193	434	1017	.427	-	-	-	156	201	.776	-	-	683	160	304	7	-	-
1950-51	59	611	127	278	.455	-	-	-	39	58	.672	-	-	237	62	98	1	-	-
1951-52	45	499	61	167	.365	-	-	-	24	33	.727	56	90	146	54	85	2	20	23
TOT	334	7425	1442	3245	.444	-	-	-	603	788	.765	56	90	2447	494	1039	25	20	23
PLAYOFFS																			
G	MIN	FG	FGA	PCT	3P	3A	PCT	FT	FTA	PCT	OFF	DEF	TOT	AST	PF	DQ	STL	TO	BLK
1946-47	3	29	5	19	.263	-	-	-	4	4	1.000	-	-	8	0	-	-	-	-
1947-48	15	306	54	101	.535	-	-	-	21	31	.677	-	-	133	24	-	-	-	-
1948-49	18	442	74	192	.385	-	-	-	54	71	.761	-	-	143	26	-	-	-	-
1949-50	14	212	37	88	.420	-	-	-	11	13	.846	-	-	74	16	-	-	-	-
1950-51	17	327	61	133	.459	-	-	-	32	41	.780	-	-	104	28	-	-	-	-
1951-52	4	34	6	12	.500	-	-	-	0	0	-	-	-	6	2	-	-	-	-
TOT	71	1350	237	545	.435	-	-	-	122	160	.763	-	-	468	96	-	-	-	-

FREDDIE CRAWFORD - 6-4, 195 - ST. BONAVENTURE

DECEMBER 23, 1940

REGULAR SEASON																			
G	MIN	FG	FGA	PCT	3P	3A	PCT	FT	FTA	PCT	OFF	DEF	TOT	AST	PF	DQ	STL	TO	BLK
1947-48	38	756	159	330	.482	-	-	-	74	120	.617	-	-	112	95	104	1	-	-
1948-49	81	1690	211	454	.465	-	-	-	83	154	.539	-	-	215	154	224	1	-	-
TOT	119	2446	370	784	.472	-	-	-	157	274	.573	-	-	327	249	328	2	-	-
PLAYOFFS																			
G	MIN	FG	FGA	PCT	3P	3A	PCT	FT	FTA	PCT	OFF	DEF	TOT	AST	PF	DQ	STL	TO	BLK
1947-48	15	257	36	83	.434	-	-	-	19	35	.543	-	-	35	16	-	-	-	-
1948-49	5	20	2	4	.500	-	-	-	0	1	.000	-	-	3	3	-	-	-	-
TOT	20	277	38	87	.437	-	-	-	19	36	.528	-	-	38	19	-	-	-	-

JOE CRISPIN - 6-0, 185 - PENN STATE

JULY 18, 1979

REGULAR SEASON																			
G	MIN	FG	FGA	PCT	3P	3A	PCT	FT	FTA	PCT	OFF	DEF	TOT	AST	PF	DQ	STL	TO	BLK
2001-02	6	27	3	12	.250	0	4	.000	4	5	.800	0	1	1	2	2	0	1	1

JAVARIS CRITTENTON - 6-5, 200 - GEORGIA TECH

DECEMBER 31, 1987

REGULAR SEASON																			
G	MIN	FG	FGA	PCT	3P	3A	PCT	FT	FTA	PCT	OFF	DEF	TOT	AST	PF	DQ	STL	TO	BLK
2007-08	22	171	26	53	.491	1	3	.333	19	28	.679	7	14	21	18	12	0	7	22

LLOYD DANIELS - 6-7, 205 - MT. SAN ANTONIO

SEPTEMBER 4, 1967

REGULAR SEASON																			
G	MIN	FG	FGA	PCT	3P	3A	PCT	FT	FTA	PCT	OFF	DEF	TOT	AST	PF	DQ	STL	TO	BLK
1994-95	25	541	71	182	.390	23	86	.267	20	25	.800	27	29	56	36	40	0	20	23



ALL-TIME ROSTER WITH STATISTICS

ADRIAN DANTLEY - 6-5, 208 - NOTRE DAME

FEBRUARY 28, 1956

REGULAR SEASON

	G	MIN	FG	FGA	PCT	3P	3A	PCT	FT	FTA	PCT	OFF	DEF	TOT	AST	PF	DQ	STL	TO	BLK	PTS	AVG	HI
1977-78	56	1985	377	725	.520	-	-	-	334	417	.801	171	233	404	188	157	1	70	161	7	1088	19.4	37
1978-79	60	1775	374	733	.510	-	-	-	292	342	.854	131	211	342	138	162	0	63	155	12	1040	17.3	40
TOT	116	3760	751	1458	.515	-	-	-	626	759	.825	302	444	746	326	319	1	133	316	19	2128	18.3	-

PLAYOFFS

	G	MIN	FG	FGA	PCT	3P	3A	PCT	FT	FTA	PCT	OFF	DEF	TOT	AST	PF	DQ	STL	TO	BLK	PTS	AVG	HI
1977-78	3	104	20	35	.571	-	-	-	11	17	.647	-	-	25	11	-	-	5	-	3	51	17.0	-
1978-79	8	236	50	89	.562	-	-	-	41	52	.788	-	-	33	11	-	-	6	-	1	141	17.6	-
TOT	11	340	70	124	.565	-	-	-	52	69	.754	-	-	58	22	-	-	11	-	4	192	17.5	-

BRAD DAVIS - 6-3, 180 - MARYLAND

DECEMBER 17, 1955

REGULAR SEASON

	G	MIN	FG	FGA	PCT	3P	3A	PCT	FT	FTA	PCT	OFF	DEF	TOT	AST	PF	DQ	STL	TO	BLK	PTS	AVG	HI
1977-78	33	334	30	72	.417	-	-	-	22	29	.759	4	31	35	83	39	1	15	35	2	82	2.5	10
1978-79	5	65	8	11	.727	-	-	-	3	4	.750	0	1	1	9	10	0	2	6	0	19	3.8	9
TOT	38	340	38	83	.458	-	-	-	25	33	.758	4	32	36	91	49	1	17	41	2	101	2.7	-

ED DAVIS - 6-10, 240 - NORTH CAROLINA

JUNE 5, 1989

REGULAR SEASON

	G	MIN	FG	FGA	PCT	3P	3A	PCT	FT	FTA	PCT	OFF	DEF	TOT	AST	PF	DQ	STL	TO	BLK	PTS	AVG	HI
2014-15	79	1840	282	469	.601	0	0	-	92	189	.487	230	370	600	94	202	4	49	58	98	656	8.3	20

LUOL DENG - 6-9, 220 - DUKE

APRIL 16, 1985

REGULAR SEASON

	G	MIN	FG	FGA	PCT	3P	3A	PCT	FT	FTA	PCT	OFF	DEF	TOT	AST	PF	DQ	STL	TO	BLK	PTS	AVG	HI
2015-16	56	1486	164	424	.387	51	165	.309	46	63	.730	63	232	295	74	61	0	48	43	20	425	7.6	22
2017-18	1	13	1	2	.500	0	0	0	0	0	0	0	0	1	0	0	0	1	0	2	2	2.0	2
TOT	57	1499	165	426	.387	51	165	.309	46	63	.730	63	232	295	75	61	0	49	44	20	427	7.5	-

WALTER "CORKY" DEVLIN - 6-5, 195 - GEORGE WASHINGTON

DECEMBER 21, 1931

REGULAR SEASON

	G	MIN	FG	FGA	PCT	3P	3A	PCT	FT	FTA	PCT	OFF	DEF	TOT	AST	PF	DQ	STL	TO	BLK	PTS	AVG	HI
1957-58	70	1248	170	489	.348	-	-	-	133	172	.773	-	-	132	167	104	1	-	-	-	473	6.8	-

ERNIE DIGREGORIO - 6-0, 180 - PROVIDENCE

JANUARY 15, 1951

REGULAR SEASON

	G	MIN	FG	FGA	PCT	3P	3A	PCT	FT	FTA	PCT	OFF	DEF	TOT	AST	PF	DQ	STL	TO	BLK	PTS	AVG	HI
1977-78	25	332	41	100	.410	-	-	-	16	20	.800	5	18	23	71	22	0	6	46	0	98	3.9	11

VLADE DIVAC - 7-1, 260 - SERBIA

FEBRUARY 3, 1968

REGULAR SEASON

	G	MIN	FG	FGA	PCT	3P	3A	PCT	FT	FTA	PCT	OFF	DEF	TOT	AST	PF	DQ	STL	TO	BLK	PTS	AVG	HI
1989-90	82	1611	274	549	.499	0	5	.000	153	216	.708	167	345	512	75	240	2	79	110	114	701	8.5	25
1990-91	82	2310	360	637	.565	5	14	.357	196	279	.703	205	461	666	92	247	3	106	146	127	921	11.2	25
1991-92	36	979	157	317	.495	5	19	.263	86	112	.768	87	160	247	60	114	3	55	88	35	405	11.3	32
1992-93	82	2525	397	819	.485	21	75	.280	235	341	.689	220	509	729	232	311	7	128	214	140	1050	12.8	28
1993-94	79	2685	453	895	.506	9	47	.191	208	303	.686	282	569	851	307	288	5	92	191	112	1123	14.2	33
1994-95	80	2807	485	957	.507	10	53	.189	297	382	.777	261	588	829	329	305	8	109	205	174	1277	16.0	30
1995-96	79	2470	414	807	.513	3	18	.167	189	295	.641	198	481	679	261	274	5	76	199	131	1020	12.9	29
2004-05	15	130	13	31	.419	0	0	0	8	12	.667	18	14	32	19	25	0	4	14	1	34	2.3	8
TOT	535	15517	2553	5012	.509	53	231	.229	1372	1940	.707	1438	3107	4545	1375	1804	33	649	1167	834	6531	12.2	-

PLAYOFFS

	G	MIN	FG	FGA	PCT	3P	3A	PCT	FT	FTA	PCT	OFF	DEF	TOT	AST	PF	DQ	STL	TO	BLK	PTS	AVG	HI
1989-90	9	175	32	44	.727	1	2	.500	17	19	.895	16	32	48	10	-	-	8	13	15	82	9.1	-
1990-91	19	609	97	172	.564	1	6	.167	57	71	.803	49	78	127	21	-	-	27	41	41	252	13.3	-
1991-92	4	143	15	43	.349	0	2	.000	9	10	.900	6	16	22	15	-	-	5	18	3	39	9.8	-
1992-93	5	167	37	74	.500	4	9	.444	12	22	.545	17	30	47	28	-	-	6	11	12	90	18.0	-
1994-95	10	388	57	122	.467	2	9	.222	40	62	.645	34	51	85	31	-	-	8	28	13	156	15.6	-
1995-96	4	115	15	35	.429	1	5	.200	5	8	.625	11	19	30	8	-	-	0	8	5	36	9.0	-
TOT	51	1597	253	490	.516	9	33	.273	140	192	.729	133	226	359	113	-	-	54	119	89	655	12.8	-

LARRY DREW - 6-1 1/2, 175 - MISSOURI

APRIL 2, 1958

REGULAR SEASON

	G	MIN	FG	FGA	PCT	3P	3A	PCT	FT	FTA	PCT	OFF	DEF	TOT	AST	PF	DQ	STL	TO	BLK	PTS	AVG	HI
1989-90	80	1333	170	383	.444	32	81	.395	46	60	.767	12	86	98	217	92	0	47	95	4	418	5.2	15
1990-91	48	496	54	125	.432	14	33	.424	17	22	.773	5	29	34	118	40	0	15	49	1	139	2.9	11
TOT	128	1829	224	508	.441	46	114	.404	63	82	.768	17	115	132	335	132	0	62	144	5	557	4.4	-

PLAYOFFS

	G	MIN	FG	FGA	PCT	3P	3A	PCT	FT	FTA	PCT	OFF	DEF	TOT	AST	PF	DQ	STL	TO	BLK	PTS	AVG	HI
1989-90	7	51	3	8	.375	1	4	.250	5	6	.833	0	2	2	4	-	-	3	4	0	12	1.7	-
1990-91	18	116	14	33	.424	3	11	.273	4	6	.667	0	8	8	21	-	-	0	9	0	35	1.9	-
TOT	25	167	17	41	.415	4	15	.267	9	12	.750	0	10	10	25	-	-	3	13	0	47	1.9	-

ALL-TIME ROSTER WITH STATISTICS

CHRIS DUHON - 6-1, 190 - DUKE

AUGUST 31, 1982

REGULAR SEASON

	G	MIN	FG	FGA	PCT	3P	3A	PCT	FT	FTA	PCT	OFF	DEF	TOT	AST	PF	DQ	STL	TO	BLK	PTS	AVG	HI
2012-13	46	820	47	123	.382	33	91	.363	6	13	.462	11	57	68	133	56	0	20	40	1	133	2.9	14

PLAYOFFS

	G	MIN	FG	FGA	PCT	3P	3A	PCT	FT	FTA	PCT	OFF	DEF	TOT	AST	PF	DQ	STL	TO	BLK	PTS	AVG	HI
2012-13	2	68	4	11	.364	3	8	.375	0	0	-	1	2	3	7	4	0	2	5	1	11	5.5	-

WALTER DUKES - 7-0, 220 - SETON HALL

JUNE 23, 1930

REGULAR SEASON

	G	MIN	FG	FGA	PCT	3P	3A	PCT	FT	FTA	PCT	OFF	DEF	TOT	AST	PF	DQ	STL	TO	BLK	PTS	AVG	HI
1956-57	71	1866	228	626	.364	-	-	-	264	383	.689	-	-	794	54	273	10	-	-	-	720	10.1	-

PLAYOFFS

	G	MIN	FG	FGA	PCT	3P	3A	PCT	FT	FTA	PCT	OFF	DEF	TOT	AST	PF	DQ	STL	TO	BLK	PTS	AVG	HI
1956-57	5	177	24	57	.421	-	-	-	20	27	.741	-	-	74	5	-	-	-	-	-	68	13.6	-

JACK DWAN - 6-4, 200 - LOYLOA (CHICAGO)

MAY 3, 1921

REGULAR SEASON

	G	MIN	FG	FGA	PCT	3P	3A	PCT	FT	FTA	PCT	OFF	DEF	TOT	AST	PF	DQ	STL	TO	BLK	PTS	AVG	HI
1948-49	60	-	121	380	.318	-	-	-	34	69	.493	-	-	-	129	157	-	-	-	-	276	4.6	-

PLAYOFFS

	G	MIN	FG	FGA	PCT	3P	3A	PCT	FT	FTA	PCT	OFF	DEF	TOT	AST	PF	DQ	STL	TO	BLK	PTS	AVG	HI
1948-49	10	0	7	29	.241	-	-	-	4	9	.444	-	-	-	9	22	-	-	-	-	18	1.8	-

DEVIN EBANKS - 6-9, 215 - WEST VIRGINIA

OCTOBER 28, 1989

REGULAR SEASON

	G	MIN	FG	FGA	PCT	3P	3A	PCT	FT	FTA	PCT	OFF	DEF	TOT	AST	PF	DQ	STL	TO	BLK	PTS	AVG	HI
2010-11	20	118	21	51	.412	2	5	.400	18	23	.783	15	12	27	2	7	0	4	6	5	62	3.1	9
2011-12	24	396	37	89	.416	0	9	.000	23	35	.657	26	28	54	12	26	0	11	18	6	97	4.0	14
2012-13	19	197	24	73	.329	6	22	.273	11	14	.786	10	31	41	10	23	0	3	11	1	65	3.4	15
TOT	63	710	82	213	.385	8	36	.222	52	72	.722	51	71	122	24	56	0	18	35	12	224	3.6	-

PLAYOFFS

	G	MIN	FG	FGA	PCT	3P	3A	PCT	FT	FTA	PCT	OFF	DEF	TOT	AST	PF	DQ	STL	TO	BLK	PTS	AVG	HI
2011-12	9	126	16	39	.410	0	3	.000	5	8	.625	7	13	20	6	13	0	3	2	7	37	4.1	-

JAMES EDWARDS - 7-0 1/2, 255 - WASHINGTON

NOVEMBER 22, 1955

REGULAR SEASON

	G	MIN	FG	FGA	PCT	3P	3A	PCT	FT	FTA	PCT	OFF	DEF	TOT	AST	PF	DQ	STL	TO	BLK	PTS	AVG	HI
1977-78	25	723	145	316	.459	-	-	-	80	125	.640	44	136	180	29	89	3	16	57	28	370	14.8	32
1992-93	52	617	122	270	.452	0	0	-	84	118	.712	30	70	100	41	122	0	10	51	7	328	6.3	17
1993-94	45	469	78	168	.464	0	0	-	54	79	.684	11	54	65	22	90	0	4	30	3	210	4.7	16
TOT	122	1809	345	754	.458	0	0	-	218	322	.677	85	260	345	92	301	3	30	138	38	908	7.4	-

PLAYOFFS

	G	MIN	FG	FGA	PCT	3P	3A	PCT	FT	FTA	PCT	OFF	DEF	TOT	AST	PF	DQ	STL	TO	BLK	PTS	AVG	HI
1992-93	3	14	3	4	.750	0	0	-	0	0	-	0	2	2	0	-	-	0	1	0	6	2.0	-

JOHN EGAN - 6-0, 180 - PROVIDENCE

JANUARY 31, 1939

REGULAR SEASON

	G	MIN	FG	FGA	PCT	3P	3A	PCT	FT	FTA	PCT	OFF	DEF	TOT	AST	PF	DQ	STL	TO	BLK	PTS	AVG	HI
1968-69	82	1805	246	597	.412	-	-	-	204	240	.850	-	-	147	215	206	1	-	-	-	696	8.5	-
1969-70	72	1627	215	491	.438	-	-	-	99	121	.818	-	-	104	216	171	2	-	-	-	529	7.3	-
TOT	154	3432	461	1088	.424	-	-	-	303	361	.839	-	-	251	431	377	3	-	-	-	1225	8.0	-

PLAYOFFS

	G	MIN	FG	FGA	PCT	3P	3A	PCT	FT	FTA	PCT	OFF	DEF	TOT	AST	PF	DQ	STL	TO	BLK	PTS	AVG	HI
1968-69	18	571	94	217	.433	-	-	-	63	80	.788	-	-	44	70	-	-	-	-	-	251	13.9	-
1969-70	16	162	23	43	.535	-	-	-	10	11	.909	-	-	5	22	-	-	-	-	-	56	3.5	-
TOT	34	733	117	260	.450	-	-	-	73	91	.802	-	-	49	92	-	-	-	-	-	307	9.0	-

RAY ELLEFSON - 6-8, 230 - WEST TEXAS A&M

MAY 3, 1921

REGULAR SEASON

	G	MIN	FG	FGA	PCT	3P	3A	PCT	FT	FTA	PCT	OFF	DEF	TOT	AST	PF	DQ	STL	TO	BLK	PTS	AVG	HI
1948-49	3	-	1	5	.200	-	-	-	0	0	-	-	-	-	0	2	-	-	-	-	2	0.7	-

WAYNE ELLINGTON - 6-4, 200 - NORTH CAROLINA

NOVEMBER 29, 1987

REGULAR SEASON

	G	MIN	FG	FGA	PCT	3P	3A	PCT	FT	FTA	PCT	OFF	DEF	TOT	AST	PF	DQ	STL	TO	BLK	PTS	AVG	HI
2014-15	65	1675	254	617	.412	90	243	.370	52	64	.813	31	179	210	105	77	0	33	50	2	650	10.0	28

ALEXANDER "BOO" ELLIS - 6-5, 185 - NIAGARA

FEBRUARY 11, 1936

REGULAR SEASON

	G	MIN	FG	FGA	PCT	3P	3A	PCT	FT	FTA	PCT	OFF	DEF	TOT	AST	PF	DQ	STL	TO	BLK	PTS	AVG	HI
1958-59	72	1202	163	379	.430	-	-	-	102	144	.708	-	-	380	59	137	0	-	-	-	428	5.9	-
1959-60	46	671	64	185	.346	-	-	-	51	76	.671	-	-	236	27	64	2	-	-	-	179	3.9	-
TOT	118	1873	227	564	.410	-	-	-	153	220	.695	-	-	616	86	201	2	-	-	-	607	5.1	-

PLAYOFFS

	G	MIN	FG	FGA	PCT	3P	3A	PCT	FT	FTA	PCT	OFF	DEF	TOT	AST	PF	DQ	STL	TO	BLK	PTS	AVG	HI
1958-59	13	255	35	80	.438	-	-	-	18	31	.581	-	-	93	16	-	-	-	-	-	88	6.8	-
1959-60	3	36	2	10	.200	-	-	-	4	8	.500	-	-	12	2	-	-	-	-	-	8	2.7	-
TOT	16	291	37	90	.411	-	-	-	22	39	.564	-	-	105	18	-	-	-	-	-	96	6.0	-



ALL-TIME ROSTER WITH STATISTICS

LEROY ELLIS - 6-11, 210 - ST. JOHN'S

MARCH 10, 1940

REGULAR SEASON

	G	MIN	FG	FGA	PCT	3P	3A	PCT	FT	FTA	PCT	OFF	DEF	TOT	AST	PF	DQ	STL	TO	BLK	PTS	AVG	HI
1962-63	80	1628	222	530	.419	-	-	-	133	202	.658	-	-	518	46	194	1	-	-	-	577	7.2	-
1963-64	78	1459	200	473	.423	-	-	-	112	170	.659	-	-	498	41	192	3	-	-	-	512	6.6	-
1964-65	80	2026	311	700	.444	-	-	-	198	284	.697	-	-	652	49	196	1	-	-	-	820	10.3	-
1965-66	80	2219	393	927	.424	-	-	-	186	256	.727	-	-	735	74	232	3	-	-	-	972	12.2	-
1971-72	74	1081	138	300	.460	-	-	-	66	95	.695	-	-	310	46	115	0	-	-	-	342	4.6	-
1972-73	10	156	11	40	.275	-	-	-	6	5	.800	-	-	33	3	13	0	-	-	-	26	2.6	-
TOT	402	8569	1275	2970	.429	-	-	-	699	1012	.691	-	-	2746	259	943	8	-	-	-	3249	8.1	-

PLAYOFFS

	G	MIN	FG	FGA	PCT	3P	3A	PCT	FT	FTA	PCT	OFF	DEF	TOT	AST	PF	DQ	STL	TO	BLK	PTS	AVG	HI
1962-63	13	302	27	53	.509	-	-	-	27	33	.818	-	-	85	13	-	-	-	-	-	81	6.2	-
1963-64	5	144	8	27	.296	-	-	-	11	15	.733	-	-	50	4	-	-	-	-	-	27	5.4	-
1964-65	11	405	57	145	.393	-	-	-	44	65	.677	-	-	133	7	-	-	-	-	-	158	14.4	-
1965-66	14	426	56	138	.406	-	-	-	25	39	.641	-	-	133	8	-	-	-	-	-	137	9.8	-
1971-72	13	134	19	41	.463	-	-	-	1	4	.250	-	-	41	10	-	-	-	-	-	39	3.0	-
TOT	56	1411	167	404	.413	-	-	-	108	156	.692	-	-	442	42	-	-	-	-	-	442	7.9	-

TYLER ENNIS - 6-3, 194 - SYRACUSE

AUGUST 24, 1994

REGULAR SEASON

	G	MIN	FG	FGA	PCT	3P	3A	PCT	FT	FTA	PCT	OFF	DEF	TOT	AST	PF	DQ	STL	TO	BLK	PTS	AVG	HI
2016-17	22	392	65	144	.451	21	54	.389	19	22	.864	5	21	26	52	29	0	19	21	2	170	7.7	20
2017-18	54	683	94	224	.420	14	56	.250	22	29	.759	19	76	95	105	75	1	30	38	10	224	4.1	22
TOT	76	1075	159	368	.432	35	110	.318	41	51	.804	24	97	121	157	104	1	49	59	12	394	5.2	-

BO ERIAS - 6-3, 220 - NIAGARA

JULY 30, 1932

REGULAR SEASON

	G	MIN	FG	FGA	PCT	3P	3A	PCT	FT	FTA	PCT	OFF	DEF	TOT	AST	PF	DQ	STL	TO	BLK	PTS	AVG	HI
1957-58	18	401	59	170	.347	-	-	-	30	47	.638	-	-	83	26	52	1	-	-	-	148	8.2	-

KEITH ERICKSON - 6-5, 195 - UCLA

APRIL 19, 1944

REGULAR SEASON

	G	MIN	FG	FGA	PCT	3P	3A	PCT	FT	FTA	PCT	OFF	DEF	TOT	AST	PF	DQ	STL	TO	BLK	PTS	AVG	HI
1968-69	77	1974	264	629	.420	-	-	-	120	175	.686	-	-	308	194	222	6	-	-	-	648	8.4	-
1969-70	68	1755	258	563	.458	-	-	-	91	122	.746	-	-	304	209	175	3	-	-	-	607	8.9	-
1970-71	73	2272	369	783	.471	-	-	-	85	112	.759	-	-	404	223	241	4	-	-	-	823	11.3	-
1971-72	15	262	40	83	.482	-	-	-	6	7	.857	-	-	39	35	26	0	-	-	-	86	5.7	-
1972-73	76	1920	299	696	.460	-	-	-	89	110	.809	-	-	337	242	190	3	-	-	-	687	9.0	-
TOT	309	8163	1230	2754	.447	-	-	-	391	526	.743	-	-	1392	903	854	16	-	-	-	2851	9.2	-

PLAYOFFS

	G	MIN	FG	FGA	PCT	3P	3A	PCT	FT	FTA	PCT	OFF	DEF	TOT	AST	PF	DQ	STL	TO	BLK	PTS	AVG	HI
1968-69	18	446	56	142	.394	-	-	-	15	25	.600	-	-	86	40	-	-	-	-	-	127	7.1	-
1969-70	17	553	71	153	.464	-	-	-	27	35	.771	-	-	77	74	-	-	-	-	-	169	9.9	-
1970-71	8	313	54	99	.545	-	-	-	17	22	.773	-	-	45	22	-	-	-	-	-	125	15.6	-
1972-73	17	404	66	147	.449	-	-	-	15	22	.682	-	-	59	30	-	-	-	-	-	147	8.6	-
TOT	60	1716	247	541	.457	-	-	-	74	104	.712	-	-	267	166	-	-	-	-	-	568	9.5	-

MAURICE EVANS - 6-5, 220 - TEXAS

NOVEMBER 8, 1978

REGULAR SEASON

	G	MIN	FG	FGA	PCT	3P	3A	PCT	FT	FTA	PCT	OFF	DEF	TOT	AST	PF	DQ	STL	TO	BLK	PTS	AVG	HI
2006-07	76	1732	234	542	.432	48	133	.361	122	155	.787	93	128	221	74	126	0	38	57	14	638	8.4	26
2007-08	7	96	9	28	.321	1	7	.143	12	15	.800	4	5	9	12	10	0	5	0	1	31	4.4	8
TOT	83	1828	243	570	.426	49	140	.350	134	170	.788	97	133	230	86	136	0	43	57	15	669	8.1	-

PLAYOFFS

	G	MIN	FG	FGA	PCT	3P	3A	PCT	FT	FTA	PCT	OFF	DEF	TOT	AST	PF	DQ	STL	TO	BLK	PTS	AVG	HI
2006-07	5	82	10	26	.385	5	13	.385	0	0	-	3	5	8	3	-	-	2	0	0	25	5.0	-

CHRISTIAN EYENGA - 6-5, 210 - DEMOCRATIC REPUBLIC OF THE CONGO

JUNE 22, 1989

REGULAR SEASON

	G	MIN	FG	FGA	PCT	3P	3A	PCT	FT	FTA	PCT	OFF	DEF	TOT	AST	PF	DQ	STL	TO	BLK	PTS	AVG	HI
2011-12	1	19	3	6	.500	0	1	.000	2	2	1.000	1	1	2	1	0	0	0	1	1	8	8.0	8

PLAYOFFS

	G	MIN	FG	FGA	PCT	3P	3A	PCT	FT	FTA	PCT	OFF	DEF	TOT	AST	PF	DQ	STL	TO	BLK	PTS	AVG	HI
2011-12	3	9	2	3	.667	0	0	-	0	1	.000	1	1	2	1	3	0	1	1	1	4	1.3	-

JOHN FAIRCHILD - 6-7 1/2, 205 - BRIGHAM YOUNG

APRIL 28, 1943

REGULAR SEASON

	G	MIN	FG	FGA	PCT	3P	3A	PCT	FT	FTA	PCT	OFF	DEF	TOT	AST	PF	DQ	STL	TO	BLK	PTS	AVG	HI
1965-66	30	171	23	89	.258	-	-	-	14	20	.700	-	-	45	11	33	0	-	-	-	60	2.0	-

ALL-TIME ROSTER WITH STATISTICS

JORDAN FARMAR - 6-2, 180 - UCLA

NOVEMBER 30, 1986

REGULAR SEASON

	G	MIN	FG	FGA	PCT	3P	3A	PCT	FT	FTA	PCT	OFF	DEF	TOT	AST	PF	DQ	STL	TO	BLK	PTS	AVG	HI
2006-07	72	1090	124	294	.422	45	137	.328	27	38	.711	22	97	119	137	77	0	44	73	7	320	4.4	17
2007-08	82	1690	291	631	.461	114	307	.371	53	78	.679	39	144	183	225	105	0	77	108	5	749	9.1	24
2008-09	65	1192	161	412	.391	49	146	.336	45	77	.584	22	95	117	155	105	0	57	87	10	416	6.4	18
2009-10	82	1474	224	515	.435	86	229	.376	57	85	.671	14	117	131	127	109	0	52	72	11	591	7.2	24
2013-14	41	812	151	364	.415	70	160	.438	44	59	.746	20	84	104	199	65	0	38	95	8	416	10.1	30
TOT	342	6358	951	2216	.429	364	979	.372	226	337	.671	117	537	654	843	461	0	268	435	41	2492	7.3	-

PLAYOFFS

	G	MIN	FG	FGA	PCT	3P	3A	PCT	FT	FTA	PCT	OFF	DEF	TOT	AST	PF	DQ	STL	TO	BLK	PTS	AVG	HI
2006-07	5	114	12	28	.429	2	10	.200	6	7	.857	1	13	14	8	-	-	6	5	1	32	6.4	-
2007-08	21	360	44	115	.383	17	44	.386	14	16	.875	7	26	33	27	-	-	7	17	4	119	5.7	-
2008-09	20	260	34	87	.391	12	39	.308	14	19	.737	5	23	28	33	-	-	9	18	3	94	4.7	-
2009-10	23	301	38	94	.404	20	50	.400	9	13	.692	1	26	27	32	-	-	17	20	0	105	4.6	-
TOT	69	1036	128	324	.395	51	143	.356	43	55	.782	14	88	102	100	-	-	39	60	8	350	5.1	-

RON FEIEREISEL - 6-3, 185 - DEPAUL

AUGUST 6, 1931

REGULAR SEASON

	G	MIN	FG	FGA	PCT	3P	3A	PCT	FT	FTA	PCT	OFF	DEF	TOT	AST	PF	DQ	STL	TO	BLK	PTS	AVG	HI
1955-56	10	59	8	28	.286	-	-	-	14	16	.875	-	-	6	6	9	0	-	-	-	30	3.0	-

RAY FELIX - 6-11, 220 - LONG ISLAND

DECEMBER 10, 1930

REGULAR SEASON

	G	MIN	FG	FGA	PCT	3P	3A	PCT	FT	FTA	PCT	OFF	DEF	TOT	AST	PF	DQ	STL	TO	BLK	PTS	AVG	HI
1959-60	31	696	105	261	.402	-	-	-	51	79	.646	-	-	258	29	133	-	-	-	-	261	8.4	-
1960-61	78	1510	189	508	.372	-	-	-	135	193	.699	-	-	539	37	302	12	-	-	-	513	6.6	-
1961-62	80	1478	171	398	.430	-	-	-	90	130	.692	-	-	473	55	266	6	-	-	-	432	5.4	-
TOT	189	3684	465	1167	.398	-	-	-	276	402	.687	-	-	1270	121	701	18	-	-	-	1206	6.4	-

PLAYOFFS

	G	MIN	FG	FGA	PCT	3P	3A	PCT	FT	FTA	PCT	OFF	DEF	TOT	AST	PF	DQ	STL	TO	BLK	PTS	AVG	HI
1959-60	8	147	17	41	.415	-	-	-	18	25	.720	-	-	53	9	-	-	-	-	-	52	6.5	-
1960-61	12	339	46	109	.422	-	-	-	30	39	.769	-	-	125	10	-	-	-	-	-	122	10.2	-
1961-62	13	242	29	59	.492	-	-	-	26	38	.684	-	-	77	7	-	-	-	-	-	84	6.5	-
TOT	33	728	92	209	.440	-	-	-	74	102	.725	-	-	255	26	-	-	-	-	-	258	7.8	-

ARNIE FERRIN - 6-4, 180 - UTAH

JULY 29, 1925

REGULAR SEASON

	G	MIN	FG	FGA	PCT	3P	3A	PCT	FT	FTA	PCT	OFF	DEF	TOT	AST	PF	DQ	STL	TO	BLK	PTS	AVG	HI
1948-49	47	-	130	378	.344	-	-	-	85	128	.664	-	-	-	76	142	-	-	-	-	345	7.3	-
1949-50	63	-	132	396	.333	-	-	-	76	109	.697	-	-	-	95	147	-	-	-	-	340	5.4	-
1950-51	68	-	119	373	.319	-	-	-	114	164	.695	-	-	-	271	107	220	8	-	-	352	5.2	-
TOT	178	-	381	1147	.332	-	-	-	275	401	.686	-	-	-	271	278	509	8	-	-	1037	4.0	-

PLAYOFFS

	G	MIN	FG	FGA	PCT	3P	3A	PCT	FT	FTA	PCT	OFF	DEF	TOT	AST	PF	DQ	STL	TO	BLK	PTS	AVG	HI
1948-49	10	-	26	77	.338	-	-	-	30	45	.667	-	-	-	21	-	-	-	-	-	82	8.2	-
1949-50	12	-	33	97	.340	-	-	-	16	29	.552	-	-	-	30	-	-	-	-	-	82	6.8	-
1950-51	7	-	12	36	.333	-	-	-	17	18	.944	-	-	-	33	16	-	-	-	-	41	5.9	-
TOT	29	-	71	210	.338	-	-	-	63	92	.685	-	-	-	67	-	-	-	-	-	205	7.1	-

HENRY FINKEL - 7-0, 240 - DAYTON

APRIL 20, 1942

REGULAR SEASON

	G	MIN	FG	FGA	PCT	3P	3A	PCT	FT	FTA	PCT	OFF	DEF	TOT	AST	PF	DQ	STL	TO	BLK	PTS	AVG	HI
1966-67	27	141	17	47	.362	-	-	-	7	12	.583	-	-	64	5	39	1	-	-	-	41	1.5	-



ALL-TIME ROSTER WITH STATISTICS

DEREK FISHER - 6-1, 210 - ARKANSAS-LITTLE ROCK

AUGUST 9, 1974

REGULAR SEASON

	G	MIN	FG	FGA	PCT	3P	3A	PCT	FT	FTA	PCT	OFF	DEF	TOT	AST	PF	DQ	STL	TO	BLK	PTS	AVG	HI
1996-97	80	921	104	262	.397	22	73	.301	79	120	.658	25	72	97	119	87	0	41	71	5	309	3.9	21
1997-98	82	1760	164	378	.434	31	81	.383	115	152	.757	38	155	193	333	126	1	75	119	5	474	5.8	21
1998-99	90	1131	99	263	.376	38	97	.392	60	79	.759	21	70	91	197	95	0	61	77	1	296	5.9	20
1999-00	78	1803	167	483	.346	52	166	.313	105	145	.724	22	121	143	216	150	1	80	75	3	491	6.3	20
2000-01	20	709	77	187	.412	25	63	.397	50	62	.806	5	54	59	87	50	0	39	29	2	229	11.5	26
2001-02	70	1974	274	666	.411	144	349	.413	94	111	.847	15	131	146	181	121	0	66	62	9	786	11.2	28
2002-03	82	2829	339	775	.437	85	212	.401	100	125	.800	40	199	239	298	195	4	93	94	15	843	10.5	24
2003-04	82	1769	203	576	.352	52	179	.291	122	153	.797	30	122	152	187	115	0	103	79	4	580	7.1	18
2007-08	82	2249	339	777	.436	112	276	.406	166	188	.883	24	146	170	239	188	0	86	90	3	956	11.7	28
2008-09	82	2441	292	688	.424	120	302	.397	110	130	.846	25	163	188	261	187	0	95	72	6	814	9.9	27
2009-10	82	2227	212	558	.380	78	224	.348	113	132	.856	25	145	170	201	202	1	90	78	9	615	7.5	15
2010-11	82	2297	206	529	.389	63	159	.396	83	103	.806	14	138	152	224	192	0	99	70	8	558	6.8	19
2011-12	43	1101	92	240	.383	24	74	.324	44	53	.830	10	82	92	142	85	1	40	58	3	252	5.9	15
TOT	915	23211	2568	6382	.402	846	2255	.375	1241	1553	.799	294	1598	1892	2685	1793	8	968	974	73	7223	7.9	-

PLAYOFFS

	G	MIN	FG	FGA	PCT	3P	3A	PCT	FT	FTA	PCT	OFF	DEF	TOT	AST	PF	DQ	STL	TO	BLK	PTS	AVG	HI
1996-97	6	34	3	11	.273	0	5	.000	2	3	.667	0	3	3	6	-	-	1	6	0	8	1.3	-
1997-98	13	278	27	68	.397	6	20	.300	18	29	.621	2	23	25	49	-	-	17	15	0	78	6.0	-
1998-99	8	238	28	67	.418	10	29	.345	12	15	.800	6	23	29	39	-	-	8	11	0	78	9.8	-
1999-00	21	322	34	79	.430	12	29	.414	19	25	.760	4	18	22	41	-	-	11	9	1	99	4.7	-
2000-01	16	576	77	159	.484	35	68	.515	26	34	.765	5	56	61	48	-	-	21	12	1	215	13.4	-
2001-02	19	649	40	168	.357	29	81	.358	44	56	.786	10	52	62	52	-	-	19	20	1	193	10.2	-
2002-03	12	424	53	102	.520	29	47	.617	18	22	.818	5	31	36	22	-	-	18	18	1	153	12.8	-
2003-04	22	506	60	148	.405	23	55	.418	23	35	.657	10	46	56	49	-	-	18	19	0	166	7.5	-
2007-08	21	663	66	146	.452	22	50	.440	61	73	.836	2	45	47	52	-	-	43	20	3	215	10.2	-
2008-09	22	635	63	160	.394	19	67	.284	31	36	.861	7	38	45	49	-	-	21	24	1	176	8.0	-
2009-10	23	754	82	183	.448	27	75	.360	46	56	.821	9	49	58	64	-	-	28	36	1	237	10.3	-
2010-11	10	325	29	67	.433	7	17	.412	17	21	.810	1	26	27	36	-	-	14	8	2	82	8.2	-
TOT	193	5404	582	1358	.429	219	543	.403	317	405	.783	61	410	471	507	-	-	219	198	11	1700	8.8	-

ED FLEMING - 6-3, 190 - NIAGARA

JULY 25, 1933

REGULAR SEASON

	G	MIN	FG	FGA	PCT	3P	3A	PCT	FT	FTA	PCT	OFF	DEF	TOT	AST	PF	DQ	STL	TO	BLK	PTS	AVG	HI
1957-58	72	1686	226	455	.345	-	-	-	181	255	.710	-	-	492	139	222	5	-	-	-	433	8.8	-
1958-59	71	1132	162	419	.387	-	-	-	137	190	.721	-	-	281	89	148	1	-	-	-	661	6.5	-
1959-60	27	413	59	141	.418	-	-	-	53	69	.768	-	-	87	38	46	0	-	-	-	171	6.3	-
TOT	170	3231	447	1215	.368	-	-	-	371	514	.722	-	-	860	266	416	6	-	-	-	1265	7.4	-

PLAYOFFS

	G	MIN	FG	FGA	PCT	3P	3A	PCT	FT	FTA	PCT	OFF	DEF	TOT	AST	PF	DQ	STL	TO	BLK	PTS	AVG	HI
1958-59	13	178	27	77	.351	-	-	-	22	25	.880	-	-	39	18	-	-	-	-	-	76	5.8	-

DON FORD - 6-8 1/2, 215 - CAL-SANTA BARBARA

DECEMBER 31, 1952

REGULAR SEASON

	G	MIN	FG	FGA	PCT	3P	3A	PCT	FT	FTA	PCT	OFF	DEF	TOT	AST	PF	DQ	STL	TO	BLK	PTS	AVG	HI
1975-76	76	1838	311	710	.438	-	-	-	104	139	.748	118	215	333	111	186	3	50	-	14	726	9.6	25
1976-77	82	1782	262	570	.460	-	-	-	73	102	.716	105	248	353	133	170	0	60	-	21	597	7.3	19
1977-78	79	1945	272	576	.472	-	-	-	68	90	.756	106	247	353	142	210	1	68	88	46	612	7.7	22
1978-79	79	1540	228	450	.507	-	-	-	72	89	.809	83	185	268	101	177	2	51	93	25	528	6.7	22
1979-80	52	580	66	130	.508	0	1	.000	23	28	.821	23	75	98	36	86	0	11	30	15	155	3.0	15
TOT	368	7685	1139	2436	.467	0	1	.000	340	448	.756	435	970	1405	523	865	6	240	211	121	2616	7.6	-

PLAYOFFS

	G	MIN	FG	FGA	PCT	3P	3A	PCT	FT	FTA	PCT	OFF	DEF	TOT	AST	PF	DQ	STL	TO	BLK	PTS	AVG	HI
1976-77	11	333	42	98	.429	-	-	-	27	36	.750	-	-	58	37	-	-	-	-	-	111	10.1	-
1977-78	1	10	0	3	.000	-	-	-	0	0	-	-	-	5	0	-	-	1	-	-	0	0.0	-
1978-79	8	138	16	30	.533	-	-	-	1	3	.333	2	20	22	7	-	-	3	-	2	33	4.1	-
TOT	20	481	58	131	.443	-	-	-	28	39	.718	2	20	85	44	-	-	4	-	2	144	7.2	-

DONALD FORMAN - 6-1, 175 - NEW YORK UNIVERSITY

JANUARY 17, 1926

REGULAR SEASON

	G	MIN	FG	FGA	PCT	3P	3A	PCT	FT	FTA	PCT	OFF	DEF	TOT	AST	PF	DQ	STL	TO	BLK	PTS	AVG	HI
1948-49	44	-	68	231	.294	-	-	-	43	67	.642	-	-	-	74	94	-	-	-	-	179	4.1	-

PLAYOFFS

	G	MIN	FG	FGA	PCT	3P	3A	PCT	FT	FTA	PCT	OFF	DEF	TOT	AST	PF	DQ	STL	TO	BLK	PTS	AVG	HI
1948-49	9	-	3	20	.150	-	-	-	7	11	.636	-	-	-	7	-	-	-	-	-	13	1.4	-

GREG FOSTER - 6-11, 250 - TEXAS-EL PASO

OCTOBER 3, 1968

REGULAR SEASON

	G	MIN	FG	FGA	PCT	3P	3A	PCT	FT	FTA	PCT	OFF	DEF	TOT	AST	PF	DQ	STL	TO	BLK	PTS	AVG	HI
2000-01	62	451	56	133	.421	3	9	.333	10	14	.714	29	83	112	32	76	0	9	25	12	125	2.0	13

PLAYOFFS

	G	MIN	FG	FGA	PCT	3P	3A	PCT	FT	FTA	PCT	OFF	DEF	TOT	AST	PF	DQ	STL	TO	BLK	PTS	AVG	HI
2000-01	1	3	0	0	-	0	0	-	0	0	-	0	1	1	0	-	-	0	0	0	0.0	-	-

ALL-TIME ROSTER WITH STATISTICS

LARRY FOUST - 6-9, 250 - LA SALLE

JUNE 24, 1928

REGULAR SEASON																			
G	MIN	FG	FGA	PCT	3P	3A	PCT	FT	FTA	PCT	OFF	DEF	TOT	AST	PF	DQ	STL	TO	BLK
1957-58	72	2200	391	.982	.398	-	-	-	428	566	.756	-	-	876	108	299	11	-	-
1958-59	72	1933	301	.771	.390	-	-	-	280	366	.765	-	-	627	91	233	5	-	-
1959-60*	72	1964	312	.766	.407	-	-	-	253	320	.791	-	-	621	94	241	7	-	-
TOT	216	6097	1004	.2519	.399	-	-	-	961	1252	.768	-	-	2124	295	773	23	-	-

PLAYOFFS																			
G	MIN	FG	FGA	PCT	3P	3A	PCT	FT	FTA	PCT	OFF	DEF	TOT	AST	PF	DQ	STL	TO	BLK
1958-59	13	404	56	.134	.418	-	-	-	41	50	.820	-	-	136	12	-	-	-	-

RICK FOX - 6-7, 235 - NORTH CAROLINA

JULY 24, 1969

REGULAR SEASON																			
G	MIN	FG	FGA	PCT	3P	3A	PCT	FT	FTA	PCT	OFF	DEF	TOT	AST	PF	DQ	STL	TO	BLK
1997-98	82	2709	363	.771	.471	86	.265	.325	171	230	.743	78	280	358	276	309	4	100	201
1998-99	44	944	148	.330	.448	32	.95	.337	66	89	.742	26	63	89	89	114	1	28	56
1999-00	82	1473	206	.498	.414	59	181	.326	63	78	.808	63	135	198	138	203	1	52	87
2000-01	82	2291	287	.646	.444	118	300	.393	95	122	.779	80	245	325	262	225	1	70	136
2001-02	82	2289	255	.605	.421	65	208	.313	70	85	.824	90	299	389	283	244	2	67	132
2002-03	76	2181	262	.621	.422	105	280	.375	52	69	.754	64	259	323	253	215	4	69	121
2003-04	38	846	73	.186	.392	15	61	.246	22	30	.733	29	73	102	98	99	2	29	48
TOT	486	12733	1594	.3657	.436	480	1390	.345	539	703	.767	430	1354	1784	1399	1409	15	415	781

PLAYOFFS																			
G	MIN	FG	FGA	PCT	3P	3A	PCT	FT	FTA	PCT	OFF	DEF	TOT	AST	PF	DQ	STL	TO	BLK
1997-98	13	428	51	.114	.447	21	53	.396	19	23	.826	18	40	58	51	-	11	21	3
1998-99	8	181	24	.60	.400	4	21	.190	1	1	1.000	9	13	22	12	-	4	14	5
1999-00	23	331	33	.73	.452	18	39	.462	16	21	.762	11	27	38	28	-	9	16	0
2000-01	16	573	58	.129	.450	18	57	.316	26	30	.867	13	66	79	57	-	31	36	7
2001-02	19	652	67	.139	.482	15	43	.347	37	49	.755	24	78	102	64	-	21	45	6
2002-03	4	79	8	.18	.444	5	10	.500	3	4	.750	2	4	6	7	-	1	4	1
2003-04	16	145	8	.20	.400	1	7	.143	1	2	.500	6	17	23	18	-	3	9	2
TOT	99	2389	249	.553	.450	82	230	.357	103	130	.792	83	245	328	237	-	80	145	24

DONNIE FREEMAN - 6-3, 185 - ILLINOIS

JULY 18, 1944

REGULAR SEASON																			
G	MIN	FG	FGA	PCT	3P	3A	PCT	FT	FTA	PCT	OFF	DEF	TOT	AST	PF	DQ	STL	TO	BLK
1975-76	64	1480	263	.606	.434	-	-	-	163	199	.819	72	108	180	171	160	1	57	-

JAMES FRITSCHKE - 6-8, 210 - HAMLINE

DECEMBER 10, 1931

REGULAR SEASON																			
G	MIN	FG	FGA	PCT	3P	3A	PCT	FT	FTA	PCT	OFF	DEF	TOT	AST	PF	DQ	STL	TO	BLK
1953-54*	68	1221	116	.379	.306	-	-	-	49	68	.721	-	-	217	73	103	0	-	-

CHANNING FRYE - 6-11, 255 - ARIZONA

MAY 17, 1983

REGULAR SEASON																			
G	MIN	FG	FGA	PCT	3P	3A	PCT	FT	FTA	PCT	OFF	DEF	TOT	AST	PF	DQ	STL	TO	BLK
2017-18	9	150	20	.43	.465	9	25	.360	3	4	.750	2	23	25	10	15	0	1	4

EARL "RED" GARDNER - 6-3, 195 - DEPAUW

SEPTEMBER 18, 1923

REGULAR SEASON																			
G	MIN	FG	FGA	PCT	3P	3A	PCT	FT	FTA	PCT	OFF	DEF	TOT	AST	PF	DQ	STL	TO	BLK
1948-49	50	-	38	101	.376	-	-	-	13	28	.464	-	-	19	50	-	-	-	-

DICK GARMAKER - 6-3, 205 - MINNESOTA

OCTOBER 29, 1932

REGULAR SEASON																			
G	MIN	FG	FGA	PCT	3P	3A	PCT	FT	FTA	PCT	OFF	DEF	TOT	AST	PF	DQ	STL	TO	BLK
1955-56	68	870	138	.373	.370	-	-	-	112	139	.806	-	-	132	104	127	0	-	-
1956-57	72	2406	406	.1015	.400	-	-	-	365	435	.839	-	-	336	190	129	0	-	-
1957-58	68	2216	390	.988	.395	-	-	-	314	411	.764	-	-	365	183	190	2	-	-
1958-59	72	2493	350	.885	.395	-	-	-	284	368	.772	-	-	325	211	226	3	-	-
1959-60	44	1187	198	.525	.377	-	-	-	117	163	.718	-	-	189	133	126	-	-	-
TOT	324	9172	1482	.3786	.391	-	-	-	1192	1516	.786	-	-	1347	821	868	6	-	-

PLAYOFFS																			
G	MIN	FG	FGA	PCT	3P	3A	PCT	FT	FTA	PCT	OFF	DEF	TOT	AST	PF	DQ	STL	TO	BLK
1955-56	3	42	7	.19	.368	-	-	-	16	17	.941	-	-	8	11	-	-	-	30
1956-57	5	187	19	.69	.275	-	-	-	27	32	.844	-	-	35	17	-	-	-	65
1958-59	13	439	70	.165	.424	-	-	-	49	63	.778	-	-	55	39	-	-	-	189
TOT	21	668	96	.253	.379	-	-	-	92	112	.821	-	-	98	67	-	-	-	284

CALVIN GARRETT - 6-7, 190 - ORAL ROBERTS

JULY 11, 1956

REGULAR SEASON																			
G	MIN	FG	FGA	PCT	3P	3A	PCT	FT	FTA	PCT	OFF	DEF	TOT	AST	PF	DQ	STL	TO	BLK
1983-84	41	478	78	.152	.513	2	6	.333	30	39	.769	24	47	71	31	62	2	12	34

DICK GARRETT - 6-3, 185 - SOUTHERN ILLINOIS

JANUARY 31, 1947

REGULAR SEASON																			
G	MIN	FG	FGA	PCT	3P	3A	PCT	FT	FTA	PCT	OFF	DEF	TOT	AST	PF	DQ	STL	TO	BLK
1969-70	73	2318	354	.816	.434	-	-	-	138	162	.852	-	-	235	180	236	5	-	-
PLAYOFFS																			
G	MIN	FG	FGA	PCT	3P	3A	PCT	FT	FTA	PCT	OFF	DEF	TOT	AST	PF	DQ	STL	TO	BLK
1969-70	18	595	101	.198	.510	-	-	-	28	32	.875	-	-	52	39	-	-	-	230



ALL-TIME ROSTER WITH STATISTICS

PAU GASOL - 7-0, 275 - SPAIN

JULY 6, 1980

REGULAR SEASON

	G	MIN	FG	FGA	PCT	3P	3A	PCT	FT	FTA	PCT	OFF	DEF	TOT	AST	PF	DQ	STL	TO	BLK	PTS	AVG	HI
2007-08	27	918	196	333	.589	0	1	.000	116	147	.789	61	150	211	95	54	0	14	44	42	508	18.8	31
2008-09	81	2999	592	1045	.567	1	2	.500	343	439	.781	262	518	780	284	172	0	52	157	81	1528	18.9	36
2009-10	65	2403	452	844	.536	0	5	.000	286	362	.790	263	491	734	218	152	0	37	143	113	1190	18.3	32
2010-11	82	3037	593	1120	.529	1	3	.333	354	430	.823	268	568	836	273	203	2	48	142	130	1541	18.8	34
2011-12	65	2430	459	917	.501	7	27	.259	204	261	.782	183	495	678	238	127	0	37	142	88	1129	17.4	30
2012-13	49	1655	270	579	.466	8	28	.286	125	178	.702	111	310	421	200	93	0	24	104	61	673	13.7	26
2013-14	60	1884	425	885	.480	4	14	.286	187	254	.736	124	456	580	201	124	0	27	141	92	1041	17.4	29
TOT	429	15326	2987	5723	.522	21	80	.263	1615	2071	.780	1252	2988	4240	1508	925	2	239	873	607	7610	17.7	-

PLAYOFFS

	G	MIN	FG	FGA	PCT	3P	3A	PCT	FT	FTA	PCT	OFF	DEF	TOT	AST	PF	DQ	STL	TO	BLK	PTS	AVG	HI
2007-08	21	836	141	266	.530	0	0	-	72	104	.692	55	140	195	83	60	0	11	44	40	354	16.9	-
2008-09	23	931	160	276	.580	0	0	-	100	140	.714	68	181	249	58	69	0	19	44	45	420	18.3	-
2009-10	23	913	165	306	.539	0	3	.000	120	158	.759	92	163	255	81	63	1	9	44	48	450	19.6	-
2010-11	10	358	47	112	.420	1	2	.500	36	45	.800	32	46	78	38	33	1	4	17	17	131	13.1	-
2011-12	12	444	62	143	.434	2	5	.400	24	29	.828	38	76	114	44	36	0	6	20	25	150	12.5	-
2012-13	4	146	25	52	.481	0	0	-	6	11	.545	7	39	46	26	4	0	2	13	3	56	14.0	-
TOT	93	3628	600	1155	.519	3	10	.300	358	487	.735	292	645	937	330	265	2	51	182	178	1561	16.8	-

DEVANE GEORGE - 6-8, 235 - AUGSBURG

AUGUST 29, 1977

REGULAR SEASON

	G	MIN	FG	FGA	PCT	3P	3A	PCT	FT	FTA	PCT	OFF	DEF	TOT	AST	PF	DQ	STL	TO	BLK	PTS	AVG	HI
1999-00	49	345	56	144	.389	16	47	.340	27	41	.659	29	46	75	12	54	0	10	21	4	155	3.2	14
2000-01	59	593	64	207	.309	15	68	.221	39	55	.709	35	75	110	19	87	1	15	34	15	182	3.1	10
2001-02	82	1759	215	523	.411	66	178	.371	85	126	.675	78	225	303	111	190	3	71	66	42	581	7.1	17
2002-03	71	1613	180	461	.390	49	132	.371	83	105	.790	91	195	286	92	180	2	56	65	38	492	6.9	25
2003-04	82	1951	233	571	.408	65	186	.349	73	96	.760	87	245	332	112	189	4	81	88	38	604	7.4	24
2004-05	15	306	37	104	.356	21	58	.362	15	20	.750	13	40	53	14	32	1	8	12	2	110	7.3	18
2005-06	71	1542	170	425	.400	50	160	.313	58	86	.674	82	192	274	68	159	1	66	54	34	448	6.3	21
TOT	429	8109	955	2435	.392	282	829	.340	380	529	.718	415	1018	1433	428	891	12	307	340	173	2572	6.0	-

PLAYOFFS

	G	MIN	FG	FGA	PCT	3P	3A	PCT	FT	FTA	PCT	OFF	DEF	TOT	AST	PF	DQ	STL	TO	BLK	PTS	AVG	HI
1999-00	9	45	7	19	.368	2	10	.200	6	11	.545	4	6	10	2	-	-	1	3	0	22	2.4	-
2000-01	7	27	6	12	.500	1	2	.500	1	2	.500	3	2	5	1	-	-	0	3	0	14	2.0	-
2001-02	19	327	38	104	.365	8	35	.229	11	15	.733	24	44	68	11	-	-	11	12	10	95	5.0	-
2002-03	11	318	35	78	.449	10	30	.333	8	9	.889	11	38	49	24	-	-	11	12	4	88	8.0	-
2003-04	22	470	43	100	.430	22	59	.373	13	20	.650	11	39	50	11	-	-	21	11	8	121	5.5	-
2005-06	7	121	13	34	.382	9	21	.429	2	5	.400	2	14	16	4	-	-	4	0	1	37	5.3	-
TOT	75	1308	142	347	.409	52	157	.331	41	62	.661	55	143	198	53	-	-	48	41	23	377	5.0	-

MEL GIBSON - 6-3, 180 - WESTERN CAROLINA

DECEMBER 31, 1940

REGULAR SEASON

	G	MIN	FG	FGA	PCT	3P	3A	PCT	FT	FTA	PCT	OFF	DEF	TOT	AST	PF	DQ	STL	TO	BLK	PTS	AVG	HI
1963-64	9	53	6	20	.300	-	-	-	1	2	.500	-	-	4	6	10	0	-	-	-	13	1.4	-

NORMIE GLICK - 6-7, 205 - LOYOLA MARYMOUNT

NOVEMBER 10, 1927

REGULAR SEASON

	G	MIN	FG	FGA	PCT	3P	3A	PCT	FT	FTA	PCT	OFF	DEF	TOT	AST	PF	DQ	STL	TO	BLK	PTS	AVG	HI
1949-50	1	-	1	1	1.000	-	-	-	0	0	-	-	-	-	1	2	-	-	-	-	2	2.0	-

GAIL GOODRICH - 6-1, 170 - UCLA

APRIL 23, 1943

REGULAR SEASON

	G	MIN	FG	FGA	PCT	3P	3A	PCT	FT	FTA	PCT	OFF	DEF	TOT	AST	PF	DQ	STL	TO	BLK	PTS	AVG	HI
1965-66	65	1008	203	503	.404	-	-	-	103	149	.691	-	-	130	103	103	1	-	-	-	509	7.8	-
1966-67	77	1780	352	776	.454	-	-	-	253	337	.751	-	-	251	210	294	3	-	-	-	957	12.4	-
1967-68	79	2057	395	812	.486	-	-	-	302	392	.770	-	-	199	205	228	2	-	-	-	1092	13.8	-
1970-71	79	2808	558	1174	.475	-	-	-	264	343	.770	-	-	260	380	258	3	-	-	-	1380	17.5	-
1971-72	82	3040	826	1695	.487	-	-	-	475	559	.850	-	-	295	365	210	0	-	-	-	2127	25.9	-
1972-73	76	2697	750	1615	.464	-	-	-	314	374	.840	-	-	263	332	193	1	-	-	-	1814	23.9	-
1973-74	82	3061	784	1773	.442	-	-	-	508	588	.864	95	155	250	427	227	3	126	-	12	2076	25.3	49
1974-75	72	2668	656	1429	.459	-	-	-	318	378	.841	96	123	219	420	214	1	102	-	6	1630	22.6	53
1975-76	75	2646	583	1321	.441	-	-	-	293	346	.847	96	120	214	421	238	3	123	-	17	1459	19.5	37
TOT	687	21765	5107	11098	.460	-	-	-	2830	3466	.817	285	398	2081	2863	1865	17	351	-	35	13044	19.0	-

PLAYOFFS

	G	MIN	FG	FGA	PCT	3P	3A	PCT	FT	FTA	PCT	OFF	DEF	TOT	AST	PF	DQ	STL	TO	BLK	PTS	AVG	HI
1965-66	11	290	43	92	.467	-	-	-	29	43	.674	-	-	42	33	-	-	-	-	-	115	10.5	-
1966-67	3	81	11	31	.355	-	-	-	11	18	.611	-	-	9	10	-	-	-	-	-	33	11.0	-
1967-68	10	100	23	47	.489	-	-	-	14	18	.778	-	-	14	16	-	-	-	-	-	60	6.0	-
1970-71	12	518	105	247	.425	-	-	-	95	113	.841	-	-	38	91	-	-	-	-	-	305	25.4	-
1971-72	15	575	130	292	.445	-	-	-	97	108	.898	-	-	38	50	-	-	-	-	-	357	23.8	-
1972-73	17	604	139	310	.448	-	-	-	62	79	.785	-	-	61	67	-	-	-	-	-	340	20.0	-
1973-74	5	189	35	90	.389	-	-	-	28	33	.848	-	-	16	30	-	-	-	-	-	98	19.6	-
TOT	73	2357	486	1109	.438	-	-	-	336	412	.816	-	-	218	295	-	-	-	-	-	1308	17.9	-

ALL-TIME ROSTER WITH STATISTICS

ANDREW GOUDELOCK - 6-3, 200 - COLLEGE OF CHARLESTON

DECEMBER 7, 1988

REGULAR SEASON

	G	MIN	FG	FGA	PCT	3P	3A	PCT	FT	FTA	PCT	OFF	DEF	TOT	AST	PF	DQ	STL	TO	BLK	PTS	AVG	HI
2011-12	40	419	68	174	.391	28	75	.373	11	12	.917	5	26	31	20	32	0	4	21	0	175	4.4	14
2012-13	1	6	0	2	.000	0	0	-	0	0	-	1	0	1	0	0	0	0	0	0	0.0	0	0
TOT	41	425	68	176	.386	28	75	.373	11	12	.917	6	26	32	20	32	0	4	21	0	175	4.3	-

PLAYOFFS

	G	MIN	FG	FGA	PCT	3P	3A	PCT	FT	FTA	PCT	OFF	DEF	TOT	AST	PF	DQ	STL	TO	BLK	PTS	AVG	HI
2011-12	4	10	2	3	.667	1	1	1.000	0	0	-	0	1	1	0	1	0	0	0	0	5	1.3	-
2012-13	3	80	16	36	.444	2	10	.200	2	2	1.000	1	4	5	3	7	0	5	4	0	36	12.0	-
TOT	7	90	18	39	.462	3	11	.273	2	2	1.000	1	5	6	3	8	0	5	4	0	41	5.9	-

BRIAN GRANT - 6-9, 254 - XAVIER

MARCH 5, 1972

REGULAR SEASON

	G	MIN	FG	FGA	PCT	3P	3A	PCT	FT	FTA	PCT	OFF	DEF	TOT	AST	PF	DQ	STL	TO	BLK	PTS	AVG	HI
2004-05	69	1136	103	209	.493	0	0	-	57	79	.722	101	156	257	34	175	2	23	43	23	263	3.8	13

BUD GRANT - 6-3, 195 - MINNESOTA

MAY 20, 1927

REGULAR SEASON

	G	MIN	FG	FGA	PCT	3P	3A	PCT	FT	FTA	PCT	OFF	DEF	TOT	AST	PF	DQ	STL	TO	BLK	PTS	AVG	HI
1949-50	35	-	42	115	.365	-	-	-	7	17	.412	-	-	-	19	36	-	-	-	-	91	2.6	-
1950-51	61	-	53	184	.288	-	-	-	52	83	.627	-	-	115	71	106	0	-	-	-	158	2.6	-
TOT	96	-	95	299	.318	-	-	-	59	100	.590	-	-	115	90	142	0	-	-	-	249	2.6	-

PLAYOFFS

	G	MIN	FG	FGA	PCT	3P	3A	PCT	FT	FTA	PCT	OFF	DEF	TOT	AST	PF	DQ	STL	TO	BLK	PTS	AVG	HI
1949-50	11	-	18	45	.400	-	-	-	7	14	.500	-	-	7	25	-	-	-	-	-	43	3.9	-
1950-51	6	-	4	11	.364	-	-	-	3	3	1.000	-	-	0	12	-	-	-	-	-	11	1.8	-
TOT	17	-	22	56	.393	-	-	-	10	17	.588	-	-	7	37	-	-	-	-	-	54	3.2	-

HORACE GRANT - 6-10, 245 - CLEMSON

JULY 4, 1965

REGULAR SEASON

	G	MIN	FG	FGA	PCT	3P	3A	PCT	FT	FTA	PCT	OFF	DEF	TOT	AST	PF	DQ	STL	TO	BLK	PTS	AVG	HI
2000-01	77	2390	263	569	.462	0	3	.000	131	169	.775	220	325	545	121	181	2	51	48	61	657	8.5	19
2003-04	55	1106	92	224	.411	0	1	.000	39	84	.722	79	154	233	71	70	1	24	29	21	223	4.1	14
TOT	132	3496	355	793	.448	0	4	.000	170	223	.762	299	479	778	192	251	3	75	77	82	880	6.7	-

PLAYOFFS

	G	MIN	FG	FGA	PCT	3P	3A	PCT	FT	FTA	PCT	OFF	DEF	TOT	AST	PF	DQ	STL	TO	BLK	PTS	AVG	HI
2000-01	16	423	37	96	.385	0	3	.000	22	30	.733	40	56	96	19	-	-	15	15	13	96	6.0	-

TRAVIS GRANT - 6-8, 215 - KENTUCKY STATE

JANUARY 1, 1950

REGULAR SEASON

	G	MIN	FG	FGA	PCT	3P	3A	PCT	FT	FTA	PCT	OFF	DEF	TOT	AST	PF	DQ	STL	TO	BLK	PTS	AVG	HI
1972-73	33	153	51	116	.440	-	-	-	23	26	.885	-	-	52	7	19	0	-	-	-	125	3.8	-
1973-74	3	6	1	4	.250	-	-	-	1	3	.333	0	1	1	0	1	0	0	0	0	3	1.0	3
TOT	36	159	52	120	.433	-	-	-	24	29	.828	0	1	53	7	20	0	0	0	0	128	3.6	-

PLAYOFFS

	G	MIN	FG	FGA	PCT	3P	3A	PCT	FT	FTA	PCT	OFF	DEF	TOT	AST	PF	DQ	STL	TO	BLK	PTS	AVG	HI
1972-73	2	11	4	6	.667	-	-	-	0	0	-	-	-	4	0	-	-	-	-	-	8	4.0	-

A.C. GREEN - 6-9, 230 - OREGON STATE

OCTOBER 4, 1963

REGULAR SEASON

	G	MIN	FG	FGA	PCT	3P	3A	PCT	FT	FTA	PCT	OFF	DEF	TOT	AST	PF	DQ	STL	TO	BLK	PTS	AVG	HI
1985-86	82	1542	209	388	.539	1	6	.167	102	167	.611	160	221	381	54	229	2	49	99	49	521	6.4	21
1986-87	79	2240	316	587	.538	0	5	.000	220	282	.780	210	405	615	84	171	0	70	102	80	852	10.8	26
1987-88	82	2636	322	640	.503	0	2	.000	293	379	.773	245	465	710	93	204	0	87	120	45	937	11.4	28
1988-89	82	2510	401	758	.529	4	17	.235	282	359	.786	258	481	739	103	172	0	94	119	55	1088	13.3	33
1989-90	82	2709	385	806	.478	13	46	.283	278	370	.751	262	450	712	90	207	0	66	116	50	1061	12.9	27
1990-91	82	2164	258	542	.476	11	55	.200	223	302	.738	201	315	516	71	117	0	59	99	23	750	9.1	21
1991-92	82	2902	382	803	.476	12	56	.214	340	457	.744	306	456	762	117	141	0	91	111	36	1116	13.6	28
1992-93	82	2819	379	706	.537	16	46	.348	277	375	.739	287	424	711	116	149	0	88	116	39	1051	12.8	30
1999-00	82	1929	173	387	.447	1	4	.250	66	95	.695	160	326	486	80	127	0	53	53	18	413	5.0	14
TOT	735	21451	2825	5617	.503	58	237	.248	2081	2786	.747	2089	3543	5632	808	1517	2	657	935	395	7789	10.6	-

PLAYOFFS

	G	MIN	FG	FGA	PCT	3P	3A	PCT	FT	FTA	PCT	OFF	DEF	TOT	AST	PF	DQ	STL	TO	BLK	PTS	AVG	HI
1985-86	9	106	9	17	.529	0	0	-	4	9	.444	3	13	16	0	-	-	1	4	3	22	2.4	-
1986-87	18	505	71	130	.546	0	0	-	65	87	.747	54	88	142	11	-	-	9	17	8	207	11.5	-
1987-88	24	726	92	169	.544	0	0	-	55	73	.753	57	118	175	20	-	-	11	26	12	239	10.0	-
1988-89	15	502	47	114	.412	0	3	.000	58	76	.763	38	99	137	18	-	-	16	23	6	152	10.1	-
1989-90	9	252	41	79	.519	0	0	-	24	32	.750	34	47	81	9	-	-	5	14	4	106	11.8	-
1990-91	19	400	41	97	.423	4	8	.500	38	54	.704	46	56	102	9	-	-	12	19	3	124	6.5	-
1991-92	4	153	16	39	.410	0	0	-	19	23	.826	15	21	36	7	-	-	7	5	0	51	12.8	-
1992-93	5	220	18	42	.429	0	5	.000	13	21	.619	26	47	73	13	-	-	7	9	3	49	9.8	-
1999-00	23	629	37	90	.411	0	0	-	16	23	.696	43	53	96	13	-	-	14	9	3	90	3.9	-
TOT	126	3293	372	777	.479	4	16	.250	292	398	.734	316	542	858	100	-	-	82	126	42	1040	8.3	-

DEVIN GREEN - 6-7, 210 - HAMPTON

OCTOBER 25, 1982

REGULAR SEASON

	G	MIN	FG	FGA	PCT	3P	3A	PCT	FT	FTA	PCT	OFF	DEF	TOT	AST	PF	DQ	STL	TO	BLK	PTS	AVG	HI
2005-06	27	135	6	28	.214	0	2	.000	13	21	.619	10	14	24	7	13	0	3	5	0	25	0.9	5



ALL-TIME ROSTER WITH STATISTICS

JERRY GROTE - 6-4, 215 - LMU

DECEMBER 28, 1940

REGULAR SEASON

G	MIN	FG	FGA	PCT	3P	3A	PCT	FT	FTA	PCT	OFF	DEF	TOT	AST	PF	DQ	STL	TO	BLK	PTS	AVG	HI
1964-65	11	33	6	11	.545	-	-	2	2	1.000	-	-	4	4	5	0	-	-	14	1.3	-	-

PETUR GUDMUNDSSON - 7-2, 260 - WASHINGTON

OCTOBER 30, 1958

REGULAR SEASON

	G	MIN	FG	FGA	PCT	3P	3A	PCT	FT	FTA	PCT	OFF	DEF	TOT	AST	PF	DQ	STL	TO	BLK	PTS	AVG	HI
1985-86	8	128	20	37	.541	0	0	-	18	27	.667	17	21	38	3	25	1	3	11	4	58	7.3	15

PLAYOFFS

	G	MIN	FG	FGA	PCT	3P	3A	PCT	FT	FTA	PCT	OFF	DEF	TOT	AST	PF	DQ	STL	TO	BLK	PTS	AVG	HI
1985-86	12	111	16	27	.593	0	2	.000	10	15	.667	8	18	26	3	-	-	3	10	4	42	3.5	-

HAPPY HAIRSTON - 6-7, 225 - NEW YORK UNIVERSITY

MAY 31, 1942

REGULAR SEASON

	G	MIN	FG	FGA	PCT	3P	3A	PCT	FT	FTA	PCT	OFF	DEF	TOT	AST	PF	DQ	STL	TO	BLK	PTS	AVG	HI
1969-70	55	2145	426	870	.490	-	-	-	281	350	.803	-	-	687	110	194	9	-	-	-	1133	20.6	-
1970-71	80	2921	574	1233	.466	-	-	-	337	431	.782	-	-	797	168	256	2	-	-	-	1485	18.6	-
1971-72	80	2748	368	798	.461	-	-	-	311	399	.779	-	-	1045	193	251	2	-	-	-	1047	13.1	-
1972-73	28	939	158	328	.482	-	-	-	140	178	.787	-	-	370	68	77	0	-	-	-	456	16.3	-
1973-74	77	2634	385	759	.507	-	-	-	343	445	.771	335	705	1040	208	264	2	64	-	17	1113	14.5	29
1974-75	74	2283	271	536	.506	-	-	-	217	271	.801	304	642	946	173	218	2	52	-	11	759	10.3	21
TOT	395	13670	2182	4524	.482	-	-	-	1629	2074	.785	639	1347	4885	920	1260	17	116	-	28	5993	15.2	-

PLAYOFFS

	G	MIN	FG	FGA	PCT	3P	3A	PCT	FT	FTA	PCT	OFF	DEF	TOT	AST	PF	DQ	STL	TO	BLK	PTS	AVG	HI
1969-70	16	296	47	108	.435	-	-	-	24	35	.686	-	-	76	20	-	-	-	-	-	118	7.4	-
1970-71	12	471	83	164	.506	-	-	-	38	50	.760	-	-	109	34	-	-	-	-	-	204	17.0	-
1971-72	15	577	74	168	.440	-	-	-	54	68	.794	-	-	197	31	-	-	-	-	-	202	13.5	-
1972-73	3	26	1	9	.111	-	-	-	6	8	.750	-	-	4	1	-	-	-	-	-	8	2.7	-
1973-74	5	172	15	36	.417	-	-	-	16	18	.889	-	-	52	19	-	-	-	-	-	46	9.2	-
TOT	51	1542	220	485	.454	-	-	-	138	179	.771	-	-	438	105	-	-	-	-	-	578	11.3	-

JACK HALEY - 6-10, 240 - UCLA

JANUARY 27, 1964

REGULAR SEASON

	G	MIN	FG	FGA	PCT	3P	3A	PCT	FT	FTA	PCT	OFF	DEF	TOT	AST	PF	DQ	STL	TO	BLK	PTS	AVG	HI
1991-92	49	394	31	84	.369	0	0	-	14	29	.483	31	64	95	7	75	0	7	25	8	76	1.6	11

PLAYOFFS

	G	MIN	FG	FGA	PCT	3P	3A	PCT	FT	FTA	PCT	OFF	DEF	TOT	AST	PF	DQ	STL	TO	BLK	PTS	AVG	HI
1991-92	2	12	1	4	.250	0	0	-	0	0	-	1	0	1	1	-	-	0	0	0	2	1.0	-

DENNIS HAMILTON - 6-8, 210 - ARIZONA STATE

MAY 8, 1944

REGULAR SEASON

	G	MIN	FG	FGA	PCT	3P	3A	PCT	FT	FTA	PCT	OFF	DEF	TOT	AST	PF	DQ	STL	TO	BLK	PTS	AVG	HI
1967-68	44	378	54	108	.500	-	-	-	13	13	1.000	-	-	72	30	46	0	-	-	-	121	2.8	-

PLAYOFFS

	G	MIN	FG	FGA	PCT	3P	3A	PCT	FT	FTA	PCT	OFF	DEF	TOT	AST	PF	DQ	STL	TO	BLK	PTS	AVG	HI
1967-68	2	11	1	3	.333	-	-	-	0	0	-	-	-	2	1	-	-	-	-	-	2	1.0	-

STEVE HAMILTON - 6-7, 190 - MOREHEAD STATE

NOVEMBER 30, 1935

REGULAR SEASON

	G	MIN	FG	FGA	PCT	3P	3A	PCT	FT	FTA	PCT	OFF	DEF	TOT	AST	PF	DQ	STL	TO	BLK	PTS	AVG	HI
1958-59	67	847	109	294	.371	-	-	-	74	109	.679	-	-	220	36	144	2	-	-	-	292	4.4	-
1959-60	15	247	29	77	.377	-	-	-	18	23	.783	-	-	58	7	39	1	-	-	-	76	5.1	-
TOT	82	1094	138	371	.372	-	-	-	92	132	.697	-	-	278	43	183	3	-	-	-	368	4.5	-

PLAYOFFS

	G	MIN	FG	FGA	PCT	3P	3A	PCT	FT	FTA	PCT	OFF	DEF	TOT	AST	PF	DQ	STL	TO	BLK	PTS	AVG	HI
1958-59	10	87	12	43	.279	-	-	-	8	10	.800	-	-	35	5	-	-	-	-	-	32	3.2	-

ALAN HARDY - 6-6 1/2, 195 - MICHIGAN

MAY 25, 1957

REGULAR SEASON

	G	MIN	FG	FGA	PCT	3P	3A	PCT	FT	FTA	PCT	OFF	DEF	TOT	AST	PF	DQ	STL	TO	BLK	PTS	AVG	HI
1980-81	22	111	22	59	.373	0	0	-	7	10	.700	8	11	19	3	13	0	1	11	9	51	2.3	8

DEREK HARPER - 6-4, 206 - ILLINOIS

OCTOBER 13, 1961

REGULAR SEASON

	G	MIN	FG	FGA	PCT	3P	3A	PCT	FT	FTA	PCT	OFF	DEF	TOT	AST	PF	DQ	STL	TO	BLK	PTS	AVG	HI
1998-99	45	1120	120	291	.412	43	117	.368	26	32	.813	13	54	67	187	66	0	44	52	4	309	6.9	20

PLAYOFFS

	G	MIN	FG	FGA	PCT	3P	3A	PCT	FT	FTA	PCT	OFF	DEF	TOT	AST	PF	DQ	STL	TO	BLK	PTS	AVG	HI
1998-99	7	113	13	31	.419	1	10	.100	3	6	.500	1	9	10	15	-	-	2	4	0	30	4.3	-

ALL-TIME ROSTER WITH STATISTICS

RON HARPER - 6-6, 216 - MIAMI (OH) JANUARY 20, 1964

REGULAR SEASON																			
G	MIN	FG	FGA	PCT	3P	3A	PCT	FT	FTA	PCT	OFF	DEF	TOT	AST	PF	DQ	STL	TO	BLK
1999-00	80	2042	212	531	.399	33	106	.311	100	147	.680	96	241	337	270	164	0	85	132
2000-01	47	1139	127	271	.469	19	72	.264	34	48	.708	46	120	166	113	70	0	39	62
TOT	127	3181	339	802	.423	52	178	.292	134	195	.687	142	361	503	383	234	0	124	194
PTS																			
AVG																			
HI																			
1999-00	80	2042	212	531	.399	33	106	.311	100	147	.680	96	241	337	270	164	0	85	132
2000-01	47	1139	127	271	.469	19	72	.264	34	48	.708	46	120	166	113	70	0	39	62
TOT	127	3181	339	802	.423	52	178	.292	134	195	.687	142	361	503	383	234	0	124	194
PTS																			
AVG																			
HI																			
1999-00	23	643	78	181	.431	9	39	.231	33	47	.702	30	55	85	73	-	-	23	28
2000-01	6	42	5	10	.500	1	4	.250	2	3	.667	1	7	8	4	-	-	4	1
TOT	29	685	83	191	.435	10	43	.233	35	50	.700	31	62	93	77	-	-	27	29
PTS																			
AVG																			
HI																			

ELIAS HARRIS - 6-8, 239 - GONZAGA JULY 6, 1989

REGULAR SEASON																			
G	MIN	FG	FGA	PCT	3P	3A	PCT	FT	FTA	PCT	OFF	DEF	TOT	AST	PF	DQ	STL	TO	BLK
2013-14	2	11	0	1	.000	0	0	-	0	0	-	1	0	1	1	0	0	1	0
PTS																			
AVG																			
HI																			
2013-14	2	11	0	1	.000	0	0	-	0	0	-	1	0	1	1	0	0	1	0
PTS																			
AVG																			
HI																			

MANNY HARRIS - 6-5, 185 - MICHIGAN SEPTEMBER 21, 1989

REGULAR SEASON																			
G	MIN	FG	FGA	PCT	3P	3A	PCT	FT	FTA	PCT	OFF	DEF	TOT	AST	PF	DQ	STL	TO	BLK
2013-14	9	180	28	70	.400	7	20	.350	10	12	.833	7	27	34	11	10	0	4	9
PTS																			
AVG																			
HI																			
2013-14	9	180	28	70	.400	7	20	.350	10	12	.833	7	27	34	11	10	0	4	9
PTS																			
AVG																			
HI																			

BOB HARRISON - 6-1, 190 - MICHIGAN AUGUST 12, 1927

REGULAR SEASON																			
G	MIN	FG	FGA	PCT	3P	3A	PCT	FT	FTA	PCT	OFF	DEF	TOT	AST	PF	DQ	STL	TO	BLK
1949-50	66	-	125	348	.359	-	-	-	50	74	.676	-	-	-	131	175	-	-	-
1950-51	68	-	150	432	.347	-	-	-	101	128	.789	-	-	-	172	195	218	5	-
1951-52	65	1712	156	487	.320	-	-	-	89	124	.718	-	-	-	160	188	203	9	-
1952-53	70	1643	195	518	.376	-	-	-	107	165	.648	-	-	-	153	160	264	16	-
1953-54*	64	1443	144	449	.321	-	-	-	94	158	.595	-	-	-	130	139	218	9	-
TOT	333	4798	770	2234	.345	-	-	-	441	649	.680	-	-	-	615	813	1078	39	-
PTS																			
AVG																			
HI																			
1949-50	66	-	125	348	.359	-	-	-	50	74	.676	-	-	-	131	175	-	-	-
1950-51	68	-	150	432	.347	-	-	-	101	128	.789	-	-	-	172	195	218	5	-
1951-52	65	1712	156	487	.320	-	-	-	89	124	.718	-	-	-	160	188	203	9	-
1952-53	70	1643	195	518	.376	-	-	-	107	165	.648	-	-	-	153	160	264	16	-
1953-54*	64	1443	144	449	.321	-	-	-	94	158	.595	-	-	-	130	139	218	9	-
TOT	333	4798	770	2234	.345	-	-	-	441	649	.680	-	-	-	615	813	1078	39	-
PTS																			
AVG																			
HI																			

PLAYOFFS																			
G	MIN	FG	FGA	PCT	3P	3A	PCT	FT	FTA	PCT	OFF	DEF	TOT	AST	PF	DQ	STL	TO	BLK
1949-50	12	-	16	37	.432	-	-	-	10	14	.714	-	-	-	12	34	-	-	-
1950-51	7	-	24	52	.462	-	-	-	6	8	.750	-	-	-	27	19	30	-	-
1951-52	12	235	30	68	.441	-	-	-	14	17	.824	-	-	-	20	24	39	-	-
1952-53	12	204	25	65	.385	-	-	-	10	20	.500	-	-	-	22	14	32	-	-
TOT	43	439	95	222	.428	-	-	-	40	59	.678	-	-	-	69	69	135	-	-
PTS																			
AVG																			
HI																			
1949-50	12	-	16	37	.432	-	-	-	10	14	.714	-	-	-	12	34	-	-	-
1950-51	7	-	24	52	.462	-	-	-	6	8	.750	-	-	-	27	19	30	-	-
1951-52	12	235	30	68	.441	-	-	-	14	17	.824	-	-	-	20	24	39	-	-
1952-53	12	204	25	65	.385	-	-	-	10	20	.500	-	-	-	22	14	32	-	-
TOT	43	439	95	222	.428	-	-	-	40	59	.678	-	-	-	69	69	135	-	-
PTS																			
AVG																			
HI																			

JOSH HART - 6-5, 215 - VILLANOVA MARCH 6, 1995

REGULAR SEASON																			
G	MIN	FG	FGA	PCT	3P	3A	PCT	FT	FTA	PCT	OFF	DEF	TOT	AST	PF	DQ	STL	TO	BLK
2017-18	63	1460	176	375	.469	78	197	.396	66	94	.702	42	221	263	80	107	1	47	16
2018-19	67	1715	189	464	.407	92	274	.336	55	80	.688	35	213	248	93	147	1	64	58
TOT	130	3176	365	839	.435	170	471	.361	121	174	.695	77	434	511	173	254	2	111	105
PTS																			
AVG																			
HI																			
2017-18	63	1460	176	375	.469	78	197	.396	66	94	.702	42	221	263	80	107	1	47	16
2018-19	67	1715	189	464	.407	92	274	.336	55	80	.688	35	213	248	93	147	1	64	58
TOT	130	3176	365	839	.435	170	471	.361	121	174	.695	77	434	511	173	254	2	111	105
PTS																			
AVG																			
HI																			

ANTONIO HARVEY - 6-11, 225 - PFEIFFER JULY 9, 1970

REGULAR SEASON																							
	G	MIN	FG	FGA	PCT	3P	3A	PCT	FT	FTA	PCT	OFF	DEF	TOT	AST	PF	DQ	STL	TO	BLK	PTS	AVG	HI
1993-94	27	247	29	79	.367	0	0	-	12	26	.462	26	33	59	5	39	0	8	17	19	70	2.6	16
1994-95	59	572	77	176	.438	1	1	1.000	24	45	.533	39	63	102	23	87	0	15	25	41	179	3.0	18
TOT	86	819	106	255	.416	1	1	1.000	36	71	.507	65	96	161	28	126	0	23	42	60	249	2.9	-

ALL-TIME ROSTER WITH STATISTICS

TOM HAWKINS - 6-5, 210 - NOTRE DAME

DECEMBER 22, 1936

REGULAR SEASON																							
	G	MIN	FG	FGA	PCT	3P	3A	PCT	FT	FTA	PCT	OFF	DEF	TOT	AST	PF	DQ	STL	TO	BLK	PTS	AVG	HI
1959-60	69	1467	220	579	.380	-	-	-	106	164	.646	-	-	428	54	188	3	-	-	-	546	7.9	-
1960-61	78	1846	310	719	.431	-	-	-	140	235	.596	-	-	479	88	209	2	-	-	-	760	9.7	-
1961-62	79	1903	289	704	.411	-	-	-	143	222	.644	-	-	514	95	244	7	-	-	-	721	9.1	-
1966-67	76	1798	275	572	.481	-	-	-	82	173	.474	-	-	434	83	207	1	-	-	-	632	8.3	-
1967-68	78	2463	389	779	.499	-	-	-	125	229	.546	-	-	458	117	289	7	-	-	-	903	11.6	-
1968-69	74	1507	230	461	.499	-	-	-	62	151	.411	-	-	266	81	168	1	-	-	-	522	7.1	-
TOT	454	10984	1933	4393	.440	-	-	-	744	1338	.571	-	-	3007	572	1493	21	-	-	-	4630	8.9	-
PLAYOFFS																							
	G	MIN	FG	FGA	PCT	3P	3A	PCT	FT	FTA	PCT	OFF	DEF	TOT	AST	PF	DQ	STL	TO	BLK	PTS	AVG	HI
1959-60	8	119	22	45	.489	-	-	-	15	18	.833	-	-	21	3	-	-	-	-	-	59	7.4	-
1960-61	12	283	54	116	.466	-	-	-	31	47	.660	-	-	76	13	-	-	-	-	-	139	11.6	-
1961-62	13	203	22	61	.361	-	-	-	10	24	.417	-	-	66	19	-	-	-	-	-	54	4.2	-
1966-67	3	95	13	31	.419	-	-	-	4	8	.500	-	-	20	10	-	-	-	-	-	30	10.0	-
1967-68	15	478	59	129	.457	-	-	-	24	40	.600	-	-	90	18	-	-	-	-	-	142	9.5	-
1968-69	14	180	24	50	.480	-	-	-	7	18	.389	-	-	40	7	-	-	-	-	-	55	3.9	-
TOT	65	1358	194	432	.449	-	-	-	91	155	.587	-	-	313	70	-	-	-	-	-	479	7.4	-

NATE HAWTHORNE - 6-4, 190 - SOUTHERN ILLINOIS

JANUARY 15, 1950

REGULAR SEASON																							
	G	MIN	FG	FGA	PCT	3P	3A	PCT	FT	FTA	PCT	OFF	DEF	TOT	AST	PF	DQ	STL	TO	BLK	PTS	AVG	HI
1973-74	33	229	38	93	.409	-	-	-	30	48	.625	16	16	32	23	33	1	9	-	6	106	3.2	13
PLAYOFFS																							
	G	MIN	FG	FGA	PCT	3P	3A	PCT	FT	FTA	PCT	OFF	DEF	TOT	AST	PF	DQ	STL	TO	BLK	PTS	AVG	HI
1973-74	3	14	1	7	.143	-	-	-	4	5	.800	-	-	2	2	-	-	-	-	-	6	2.0	-

NIGEL HAYES - 6-8, 254 - WISCONSIN

DECEMBER 16, 1994

REGULAR SEASON																							
	G	MIN	FG	FGA	PCT	3P	3A	PCT	FT	FTA	PCT	OFF	DEF	TOT	AST	PF	DQ	STL	TO	BLK	PTS	AVG	HI
2017-18	2	11	1	3	.333	0	2	.000	1	1	1.000	0	0	0	2	0	0	0	0	3	1.5	3	

SPENCER HAYWOOD - 6-8, 225 - DETROIT

APRIL 22, 1949

REGULAR SEASON																							
G	MIN	FG	FGA	PCT	3P	3A	PCT	FT	FTA	PCT	OFF	DEF	TOT	AST	PF	DQ	STL	TO	BLK	PTS	AVG	HI	
1979-80	76	1544	288	591	.487	1	4	.250	159	206	.772	132	214	346	93	197	2	35	134	57	736	9.7	25
PLAYOFFS																							
G	MIN	FG	FGA	PCT	3P	3A	PCT	FT	FTA	PCT	OFF	DEF	TOT	AST	PF	DQ	STL	TO	BLK	PTS	AVG	HI	
1979-80	11	145	25	53	.472	0	1	.000	13	16	.813	14	12	26	4	-	-	-	20	6	63	5.7	-

WALT HAZZARD - 6-2, 190 - UCLA

APRIL 15, 1942

REGULAR SEASON																							
	G	MIN	FG	FGA	PCT	3P	3A	PCT	FT	FTA	PCT	OFF	DEF	TOT	AST	PF	DQ	STL	TO	BLK	PTS	AVG	HI
1964-65	66	919	117	306	.382	-	-	-	46	71	.648	-	-	111	140	132	0	-	-	-	280	4.2	-
1965-66	80	2198	458	1003	.457	-	-	-	182	257	.708	-	-	219	393	224	0	-	-	-	1098	13.7	-
1966-67	79	1642	301	706	.426	-	-	-	129	177	.729	-	-	231	323	203	1	-	-	-	731	9.3	-
TOT	225	4759	876	2015	.435	-	-	-	357	505	.707	-	-	561	856	559	1	-	-	-	2109	9.4	-
PLAYOFFS																							
	G	MIN	FG	FGA	PCT	3P	3A	PCT	FT	FTA	PCT	OFF	DEF	TOT	AST	PF	DQ	STL	TO	BLK	PTS	AVG	HI
1964-65	7	118	19	57	.333	-	-	-	15	20	.750	-	-	18	30	18	-	-	-	-	53	7.6	-
1965-66	14	340	70	142	.493	-	-	-	26	42	.619	-	-	41	44	40	-	-	-	-	166	11.9	-
1966-67	3	86	6	25	.240	-	-	-	8	10	.800	-	-	8	16	11	-	-	-	-	20	6.7	-
TOT	24	544	95	224	.424	-	-	-	49	72	.681	-	-	67	90	69	-	-	-	-	239	10.0	-

JEROME HENDERSON - 6-11, 230 - NEW MEXICO

OCTOBER 5, 1959

REGULAR SEASON																							
	G	MIN	FG	FGA	PCT	3P	3A	PCT	FT	FTA	PCT	OFF	DEF	TOT	AST	PF	DQ	STL	TO	BLK	PTS	AVG	HI
1985-86	1	3	2	3	.667	0	0	-	0	0	-	0	1	1	0	1	0	0	0	0	4	4.0	4

XAVIER HENRY - 6-6, 220 - KANSAS

MARCH 15, 1991

REGULAR SEASON																							
	G	MIN	FG	FGA	PCT	3P	3A	PCT	FT	FTA	PCT	OFF	DEF	TOT	AST	PF	DQ	STL	TO	BLK	PTS	AVG	HI
2013-14	43	908	144	345	.417	28	81	.346	116	177	.655	25	89	114	51	79	0	44	57	7	432	10.0	27
2014-15	9	86	3	13	.231	0	0	-	14	24	.583	2	2	4	3	6	0	3	0	20	2.2	8	
TOT	52	994	147	358	.411	28	81	.346	130	201	.647	27	91	118	54	85	0	47	60	7	452	8.7	-

FRED HETZEL - 6-8, 230 - DAVIDSON

JULY 21, 1942

REGULAR SEASON																							
	G	MIN	FG	FGA	PCT	3P	3A	PCT	FT	FTA	PCT	OFF	DEF	TOT	AST	PF	DQ	STL	TO	BLK	PTS	AVG	HI
1970-71	59	613	111	256	.434	-	-	-	60	77	.779	-	-	149	37	99	3	-	-	-	282	4.8	-
PLAYOFFS																							
	G	MIN	FG	FGA	PCT	3P	3A	PCT	FT	FTA	PCT	OFF	DEF	TOT	AST	PF	DQ	STL	TO	BLK	PTS	AVG	HI
1970-71	7	38	5	15	.333	-	-	-	2	2	1.000	-	-	7	2	-	-	-	-	-	12	1.7	-

ALL-TIME ROSTER WITH STATISTICS

BILL HEWITT - 6-7, 210 - USC

AUGUST 8, 1944

REGULAR SEASON

	G	MIN	FG	FGA	PCT	3P	3A	PCT	FT	FTA	PCT	OFF	DEF	TOT	AST	PF	DQ	STL	TO	BLK	PTS	AVG	HI
1968-69	75	1455	239	528	.453	-	-	-	61	106	.575	-	-	332	76	139	1	-	-	-	539	7.2	-
1969-70	20	478	25	88	.284	-	-	-	16	31	.516	-	-	141	28	39	0	-	-	-	66	3.3	-
TOT	95	1933	264	616	.429	-	-	-	77	137	.562	-	-	473	104	178	1	-	-	-	605	6.4	-

PLAYOFFS

	G	MIN	FG	FGA	PCT	3P	3A	PCT	FT	FTA	PCT	OFF	DEF	TOT	AST	PF	DQ	STL	TO	BLK	PTS	AVG	HI
1968-69	15	412	61	151	.404	-	-	-	18	29	.621	-	-	78	17	-	-	-	-	-	140	9.3	-

ROY HIBBERT - 7-2, 270 - GEORGETOWN

DECEMBER 11, 1986

REGULAR SEASON

	G	MIN	FG	FGA	PCT	3P	3A	PCT	FT	FTA	PCT	OFF	DEF	TOT	AST	PF	DQ	STL	TO	BLK	PTS	AVG	HI
2015-16	81	1878	182	411	.443	0	2	.000	117	145	.807	132	266	398	95	252	3	32	76	110	481	5.9	18

MIKE HIGGINS - 6-9, 220 - NORTHERN COLORADO

FEBRUARY 17, 1967

REGULAR SEASON

	G	MIN	FG	FGA	PCT	3P	3A	PCT	FT	FTA	PCT	OFF	DEF	TOT	AST	PF	DQ	STL	TO	BLK	PTS	AVG	HI
1989-90	6	18	0	0	-	0	0	-	1	2	.500	1	0	1	1	4	0	1	0	2	1	0.2	1

JORDAN HILL - 6-10, 235 - ARIZONA

JULY 27, 1987

REGULAR SEASON

	G	MIN	FG	FGA	PCT	3P	3A	PCT	FT	FTA	PCT	OFF	DEF	TOT	AST	PF	DQ	STL	TO	BLK	PTS	AVG	HI
2011-12	7	82	14	30	.467	0	0	-	5	8	.625	14	17	31	2	11	0	5	7	6	33	4.7	14
2012-13	29	458	77	155	.497	0	2	.000	40	61	.656	82	84	166	13	55	0	8	26	19	194	6.7	17
2013-14	72	1500	286	521	.549	0	1	.000	124	181	.685	194	341	535	54	172	2	29	75	64	696	9.7	28
2014-15	70	1874	357	777	.459	3	11	.273	124	168	.738	174	382	556	103	164	2	34	106	52	841	12.0	26
TOT	178	3914	734	1483	.495	3	14	.214	293	418	.701	464	824	1288	172	402	4	76	214	141	1764	9.9	-

PLAYOFFS

	G	MIN	FG	FGA	PCT	3P	3A	PCT	FT	FTA	PCT	OFF	DEF	TOT	AST	PF	DQ	STL	TO	BLK	PTS	AVG	HI
2011-12	12	217	23	53	.434	0	0	-	11	16	.688	39	37	76	1	32	0	3	7	8	57	4.8	-
2012-13	3	31	5	10	.500	0	0	-	0	0	-	2	9	11	1	2	0	0	0	2	10	3.3	-
TOT	15	248	28	63	.444	0	0	-	11	16	.688	41	46	87	2	34	0	3	7	10	67	4.5	-

LEW HITCH - 6-8, 200 - KANSAS STATE

JULY 16, 1929

REGULAR SEASON

	G	MIN	FG	FGA	PCT	3P	3A	PCT	FT	FTA	PCT	OFF	DEF	TOT	AST	PF	DQ	STL	TO	BLK	PTS	AVG	HI
1951-52	61	849	77	215	.358	-	-	-	63	94	.670	-	-	243	50	89	3	-	-	-	217	3.6	-
1952-53	70	1027	89	255	.349	-	-	-	83	136	.610	-	-	275	66	122	2	-	-	-	261	3.7	-
1954-55	74	1774	167	417	.400	-	-	-	115	169	.680	-	-	438	125	110	0	-	-	-	449	6.1	-
1955-56	69	1129	94	235	.400	-	-	-	100	132	.758	-	-	283	77	85	0	-	-	-	288	4.2	-
TOT	274	4779	427	1122	.381	-	-	-	361	531	.680	-	-	1239	318	406	5	-	-	-	1215	4.4	-

PLAYOFFS

	G	MIN	FG	FGA	PCT	3P	3A	PCT	FT	FTA	PCT	OFF	DEF	TOT	AST	PF	DQ	STL	TO	BLK	PTS	AVG	HI
1951-52	13	152	9	25	.360	-	-	-	6	21	.286	-	-	44	9	-	-	-	-	-	24	1.8	-
1952-53	12	189	16	46	.348	-	-	-	17	32	.531	-	-	64	11	-	-	-	-	-	49	4.1	-
1954-55	7	137	16	40	.400	-	-	-	23	29	.793	-	-	42	10	-	-	-	-	-	55	7.9	-
1955-56	3	54	4	13	.308	-	-	-	7	10	.700	-	-	15	2	-	-	-	-	-	15	5.0	-
TOT	35	532	45	124	.363	-	-	-	53	92	.576	-	-	165	32	-	-	-	-	-	143	4.1	-

JIM HOLSTEIN - 6-3, 180 - CINCINNATI

SEPTEMBER 24, 1930

REGULAR SEASON

	G	MIN	FG	FGA	PCT	3P	3A	PCT	FT	FTA	PCT	OFF	DEF	TOT	AST	PF	DQ	STL	TO	BLK	PTS	AVG	HI
1952-53	66	989	98	274	.358	-	-	-	70	105	.667	-	-	173	74	128	1	-	-	-	266	4.0	-
1953-54	70	1155	88	288	.306	-	-	-	64	112	.571	-	-	204	79	140	0	-	-	-	240	3.4	-
1954-55	62	980	107	330	.324	-	-	-	67	94	.713	-	-	206	58	107	0	-	-	-	281	4.5	-
TOT	198	3124	293	892	.328	-	-	-	201	311	.646	-	-	583	211	375	1	-	-	-	787	4.0	-

PLAYOFFS

	G	MIN	FG	FGA	PCT	3P	3A	PCT	FT	FTA	PCT	OFF	DEF	TOT	AST	PF	DQ	STL	TO	BLK	PTS	AVG	HI
1952-53	12	192	20	42	.476	-	-	-	12	23	.522	-	-	30	11	-	-	-	-	-	52	4.3	-
1953-54	13	188	15	49	.306	-	-	-	16	23	.696	-	-	35	11	-	-	-	-	-	46	3.5	-
1954-55	7	117	16	38	.421	-	-	-	8	9	.889	-	-	30	6	-	-	-	-	-	40	5.7	-
TOT	32	497	51	129	.395	-	-	-	36	55	.655	-	-	95	28	-	-	-	-	-	138	4.3	-

BRAD HOLLAND - 6-3, 220 - UCLA

DECEMBER 12, 1956

REGULAR SEASON

	G	MIN	FG	FGA	PCT	3P	3A	PCT	FT	FTA	PCT	OFF	DEF	TOT	AST	PF	DQ	STL	TO	BLK	PTS	AVG	HI
1979-80	38	197	44	104	.423	3	15	.200	15	16	.938	4	13	17	22	24	0	15	13	1	106	2.8	12
1980-81	41	295	47	111	.423	1	3	.333	35	49	.714	9	20	29	23	44	0	21	31	1	130	3.2	10
TOT	79	492	91	215	.423	4	18	.222	50	65	.769	13	33	46	45	68	0	36	44	2	236	3.0	-

JOHN HORAN - 6-8, 190 - DAYTON

NOVEMBER 14, 1980

REGULAR SEASON

	G	MIN	FG	FGA	PCT	3P	3A	PCT	FT	FTA	PCT	OFF	DEF	TOT	AST	PF	DQ	STL	TO	BLK	PTS	AVG	HI
1955-56	12	50	4	16	.250	-	-	-	4	5	.800	-	-	6	1	7	0	-	-	-	12	1.0	-



ALL-TIME ROSTER WITH STATISTICS

RON HORN - 6-7, 225 - INDIANA

MAY 24, 1938

REGULAR SEASON

G	MIN	FG	FGA	PCT	3P	3A	PCT	FT	FTA	PCT	OFF	DEF	TOT	AST	PF	DQ	STL	TO	BLK	PTS	AVG	HI
1962-63	28	289	27	82	.329	-	-	20	29	.690	-	-	71	10	46	0	-	-	BLK	PTS	AVG	HI

PLAYOFFS

G	MIN	FG	FGA	PCT	3P	3A	PCT	FT	FTA	PCT	OFF	DEF	TOT	AST	PF	DQ	STL	TO	BLK	PTS	AVG	HI
1962-63	7	55	4	12	.333	-	-	4	5	.800	-	-	11	2	-	-	-	-	BLK	PTS	AVG	HI

ROBERT HORRY - 6-10, 240 - ALABAMA

AUGUST 25, 1970

REGULAR SEASON

	G	MIN	FG	FGA	PCT	3P	3A	PCT	FT	FTA	PCT	OFF	DEF	TOT	AST	PF	DQ	STL	TO	BLK	PTS	AVG	HI
1996-97	22	676	75	165	.455	25	76	.329	28	40	700	28	90	118	56	72	1	38	26	29	203	9.2	15
1997-98	72	2192	200	420	.476	19	93	.204	117	169	692	186	356	542	163	238	5	112	99	94	536	7.4	23
1998-99	38	744	67	146	.459	20	45	.444	34	46	739	56	96	152	56	103	2	36	49	39	188	4.9	22
1999-00	76	1685	159	363	.438	29	94	.309	89	113	788	133	228	361	118	189	0	84	73	80	436	5.7	20
2000-01	79	1587	147	380	.387	54	156	.346	59	83	711	93	203	296	128	210	3	54	79	54	407	5.2	20
2001-02	81	2140	183	460	.398	76	203	.374	108	138	783	130	349	479	232	208	1	77	88	89	550	6.8	23
2002-03	80	2343	184	476	.387	51	177	.288	103	134	769	181	333	514	233	247	2	96	112	61	522	6.5	17
TOT	448	11367	1015	2410	.421	274	844	.325	538	723	744	807	1655	2462	986	1267	14	497	526	446	2842	6.3	-

PLAYOFFS

	G	MIN	FG	FGA	PCT	3P	3A	PCT	FT	FTA	PCT	OFF	DEF	TOT	AST	PF	DQ	STL	TO	BLK	PTS	AVG	HI
1996-97	9	279	17	38	.447	12	28	.429	14	18	778	12	36	48	13	-	-	10	11	7	60	6.7	-
1997-98	13	422	39	70	.557	6	17	.353	28	41	683	34	50	84	40	-	-	14	18	18	112	8.6	-
1998-99	8	177	12	26	.462	5	12	.417	11	14	786	10	26	36	11	-	-	6	7	6	40	5.0	-
1999-00	23	618	59	145	.407	17	59	.288	40	57	702	38	85	123	58	-	-	20	30	19	175	7.6	-
2000-01	16	382	32	87	.368	17	47	.362	13	22	591	30	53	83	31	-	-	22	18	16	94	5.9	-
2001-02	19	703	61	136	.449	24	62	.387	30	38	789	36	118	154	61	-	-	33	30	16	176	9.3	-
2002-03	12	373	30	94	.319	2	38	.053	5	9	556	23	57	80	37	-	-	15	17	12	67	5.6	-
TOT	100	2954	250	596	.419	83	263	.316	141	199	709	183	425	608	251	-	-	120	131	94	724	7.2	-

DWIGHT HOWARD - 6-11, 265 - SW ATLANTA CHRISTIAN ACADEMY (GA)

DECEMBER 8, 1985

REGULAR SEASON

	G	MIN	FG	FGA	PCT	3P	3A	PCT	FT	FTA	PCT	OFF	DEF	TOT	AST	PF	DQ	STL	TO	BLK	PTS	AVG	HI
2012-13	76	2722	470	813	.578	1	6	.167	355	721	.492	251	694	945	108	291	5	84	225	186	1296	17.1	39

PLAYOFFS

	G	MIN	FG	FGA	PCT	3P	3A	PCT	FT	FTA	PCT	OFF	DEF	TOT	AST	PF	DQ	STL	TO	BLK	PTS	AVG	HI
2012-13	4	126	26	42	.619	0	0	-	16	36	.444	10	33	43	4	17	0	2	16	8	68	17.0	-

LOU HUDSON - 6-4 1/2, 215 - MINNESOTA

JULY 11, 1944

REGULAR SEASON

G	MIN	FG	FGA	PCT	3P	3A	PCT	FT	FTA	PCT	OFF	DEF	TOT	AST	PF	DQ	STL	TO	BLK	PTS	AVG	HI
1977-78	82	2283	493	992	.497	-	-	137	177	.774	80	108	188	193	196	0	94	150	14	1123	13.7	30
1978-79	78	1686	329	636	.517	-	-	110	124	.887	64	76	140	141	133	1	58	99	17	768	9.8	23
TOT	160	3969	822	1628	.505	-	-	247	301	.821	144	184	328	334	329	1	152	249	31	1891	11.8	-

PLAYOFFS

G	MIN	FG	FGA	PCT	3P	3A	PCT	FT	FTA	PCT	OFF	DEF	TOT	AST	PF	DQ	STL	TO	BLK	PTS	AVG	HI
1977-78	3	93	14	38	.368	-	-	7	8	.875	-	9	9	-	-	-	-	-	-	35	11.7	-
1978-79	6	90	17	32	.531	-	-	4	4	1.000	-	4	8	-	-	-	-	-	-	38	6.3	-
TOT	9	183	31	70	.443	-	-	11	12	.917	-	13	17	-	-	-	-	-	-	73	8.1	-

MARCELO HUERTAS - 6-3, 200 - BRAZIL

MAY 25, 1983

REGULAR SEASON

	G	MIN	FG	FGA	PCT	3P	3A	PCT	FT	FTA	PCT	OFF	DEF	TOT	AST	PF	DQ	STL	TO	BLK	PTS	AVG	HI
2015-16	53	869	97	230	.422	16	61	.262	27	29	.931	18	72	90	182	76	0	26	80	7	237	4.5	13
2016-17	23	237	25	68	.368	4	19	.211	9	17	529	2	22	24	52	16	0	10	19	2	63	2.7	-
TOT	76	1106	122	298	.409	20	80	.250	36	46	.783	20	94	114	234	92	0	36	99	9	300	3.9	-

ROD HUNDLEY - 6-4, 185 - WEST VIRGINIA

OCTOBER 26, 1934

REGULAR SEASON

G	MIN	FG	FGA	PCT	3P	3A	PCT	FT	FTA	PCT	OFF	DEF	TOT	AST	PF	DQ	STL	TO	BLK	PTS	AVG	HI
1957-58	65	1154	174	548	.318	-	-	104	162	.642	-	-	186	121	99	0	-	-	-	452	7.0	-
1958-59	71	1664	259	719	.360	-	-	164	218	.752	-	-	250	205	139	0	-	-	-	682	9.6	-
1959-60	73	2279	365	1019	.358	-	-	203	273	.744	-	-	390	338	194	0	-	-	-	933	12.8	-
1960-61	79	2179	323	921	.351	-	-	223	296	.753	-	-	289	350	144	0	-	-	-	869	11.0	-
1961-62	78	1492	173	509	.340	-	-	83	127	.654	-	-	199	290	129	1	-	-	-	429	5.5	-
1962-63	65	785	88	262	.336	-	-	84	119	.706	-	-	106	151	81	0	-	-	-	260	4.0	-
TOT	431	9553	1382	3978	.347	-	-	861	1195	.721	-	-	1420	1455	786	1	-	-	-	3625	8.4	-

PLAYOFFS

G	MIN	FG	FGA	PCT	3P	3A	PCT	FT	FTA	PCT	OFF	DEF	TOT	AST	PF	DQ	STL	TO	BLK	PTS	AVG	HI
1958-59	13	175	20	58	.345	-	-	12	14	.857	-	-	23	20	15	-	-	-	-	52	4.0	-
1959-60	9	337	41	122	.336	-	-	24	37	.649	-	-	61	55	18	-	-	-	-	106	11.8	-
1960-61	12	287	30	101	.297	-	-	20	29	.690	-	-	41	45	19	-	-	-	-	80	6.7	-
1961-62	12	187	7	25	.280	-	-	9	12	.750	-	-	18	32	27	-	-	-	-	23	1.9	-
1962-63	7	34	3	10	.300	-	-	3	3	1.000	-	-	6	5	1	-	-	-	-	9	1.3	-
TOT	53	1020	101	316	.320	-	-	68	95	.716	-	-	149	157	80	-	-	-	-	270	5.1	-

ALL-TIME ROSTER WITH STATISTICS

ANTAWN JAMISON - 6-9, 235 - NORTH CAROLINA

JUNE 12, 1976

REGULAR SEASON

	G	MIN	FG	FGA	PCT	3P	3A	PCT	FT	FTA	PCT	OFF	DEF	TOT	AST	PF	DQ	STL	TO	BLK	PTS	AVG	HI
2012-13	76	1636	267	575	.464	84	233	.361	94	136	.691	109	253	362	50	124	1	30	53	22	712	9.4	33

PLAYOFFS

	G	MIN	FG	FGA	PCT	3P	3A	PCT	FT	FTA	PCT	OFF	DEF	TOT	AST	PF	DQ	STL	TO	BLK	PTS	AVG	HI
2012-13	4	79	10	23	.435	5	12	.417	4	6	.667	1	6	7	1	9	0	1	3	2	29	7.3	-

TONY JAROS - 6-3, 185 - MINNESOTA

FEBRUARY 22, 1920

REGULAR SEASON

G	MIN	FG	FGA	PCT	3P	3A	PCT	FT	FTA	PCT	OFF	DEF	TOT	AST	PF	DQ	STL	TO	BLK	PTS	AVG	HI
1948-49	59	-	132	385	.343	-	-	-	79	110	.718	-	-	58	114	-	-	-	-	343	5.8	-
1949-50	61	-	84	289	.291	-	-	-	72	96	.750	-	-	60	106	-	-	-	-	240	3.9	-
1950-51	63	-	88	287	.307	-	-	-	65	103	.631	-	-	131	72	131	0	-	-	241	3.8	-
TOT	183	-	304	961	.316	-	-	-	216	309	.699	-	-	131	190	351	0	-	-	824	4.5	-

PLAYOFFS

G	MIN	FG	FGA	PCT	3P	3A	PCT	FT	FTA	PCT	OFF	DEF	TOT	AST	PF	DQ	STL	TO	BLK	PTS	AVG	HI
1948-49	10	-	20	56	.357	-	-	-	18	23	.783	-	-	11	-	-	-	-	-	58	5.8	-
1949-50	2	-	0	3	.000	-	-	-	1	2	.500	-	-	0	0	-	-	-	-	1	0.5	-
1950-51	7	-	6	20	.300	-	-	-	8	11	.727	-	-	7	6	-	-	-	-	20	2.9	-
TOT	19	-	26	79	.329	-	-	-	27	36	.750	-	-	7	17	-	-	-	-	79	4.2	-

CLAY JOHNSON - 6-4, 175 - MISSOURI

JULY 18, 1956

REGULAR SEASON

	G	MIN	FG	FGA	PCT	3P	3A	PCT	FT	FTA	PCT	OFF	DEF	TOT	AST	PF	DQ	STL	TO	BLK	PTS	AVG	HI
1981-82	7	65	11	20	.550	0	0	-	3	6	.500	8	4	12	7	13	0	3	7	3	25	3.6	14
1982-83	48	447	53	135	.393	0	2	.000	38	48	.792	40	29	69	24	62	0	22	25	4	144	3.0	13
TOT	55	512	64	155	.413	0	2	.000	41	54	.759	48	33	81	31	75	0	25	32	7	169	3.1	-

PLAYOFFS

	G	MIN	FG	FGA	PCT	3P	3A	PCT	FT	FTA	PCT	OFF	DEF	TOT	AST	PF	DQ	STL	TO	BLK	PTS	AVG	HI
1981-82	7	38	5	9	.556	0	0	-	2	2	1.000	1	2	3	1	-	-	1	1	0	12	1.7	-
1982-83	7	20	4	7	.571	0	1	.000	0	0	.000	2	2	4	1	-	-	1	1	0	8	1.1	-
TOT	14	58	9	16	.563	0	1	.000	2	2	1.000	3	4	7	2	-	-	2	2	0	20	1.4	-

EARVIN JOHNSON - 6-9, 220 - MICHIGAN STATE

AUGUST 14, 1959

REGULAR SEASON

	G	MIN	FG	FGA	PCT	3P	3A	PCT	FT	FTA	PCT	OFF	DEF	TOT	AST	PF	DQ	STL	TO	BLK	PTS	AVG	HI
1979-80	77	2795	503	949	.530	7	31	.226	374	462	.810	166	430	596	563	218	1	187	305	41	1387	18.0	31
1980-81	37	1371	312	587	.532	3	17	.176	171	225	.760	101	219	320	317	100	0	127	143	27	798	21.6	41
1981-82	78	2991	556	1036	.537	6	29	.207	329	433	.760	252	499	751	473	223	1	208	286	34	1447	18.6	40
1982-83	79	2907	511	933	.548	0	21	.000	304	380	.800	214	469	683	829	200	1	176	301	47	1326	16.8	36
1983-84	67	2567	441	780	.565	6	29	.207	290	358	.810	99	392	491	875	169	1	150	306	49	1178	17.6	33
1984-85	77	2781	504	899	.561	7	37	.189	391	464	.843	90	386	476	968	155	0	113	305	25	1406	18.3	39
1985-86	72	2578	483	918	.526	10	43	.233	378	434	.871	85	341	426	907	133	0	113	273	16	1354	18.8	34
1986-87	80	2904	683	1308	.522	8	39	.205	535	631	.848	122	382	504	977	168	0	138	300	36	1909	23.9	46
1987-88	72	2637	490	996	.492	11	56	.196	417	489	.853	88	361	449	858	147	0	114	269	13	1408	19.6	39
1988-89	77	2886	579	1137	.509	59	188	.314	513	563	.911	111	496	607	988	172	0	138	312	22	1730	22.5	40
1989-90	79	2937	546	1138	.480	106	276	.384	567	637	.890	128	394	522	907	167	1	132	289	34	1765	22.3	38
1990-91	79	2933	466	976	.477	80	250	.320	519	573	.906	105	446	551	989	150	0	102	314	17	1531	19.4	34
1995-96	32	958	137	294	.466	22	58	.379	172	201	.856	40	143	183	220	48	0	26	103	13	468	14.6	30
TOT	906	33245	6211	11951	.520	325	1074	.303	4960	5850	.848	1601	4958	6559	10141	2050	5	1724	3506	374	17707	19.5	-

PLAYOFFS

	G	MIN	FG	FGA	PCT	3P	3A	PCT	FT	FTA	PCT	OFF	DEF	TOT	AST	PF	DQ	STL	TO	BLK	PTS	AVG	HI
1979-80	16	658	103	199	.518	2	8	.250	85	106	.802	52	116	168	151	-	-	49	65	6	293	18.3	-
1980-81	3	127	19	49	.388	0	0	-	13	20	.650	8	33	41	21	-	-	8	11	3	51	17.0	-
1981-82	14	562	83	157	.529	0	4	.000	77	93	.828	54	104	158	130	-	-	40	44	3	243	17.4	-
1982-83	15	643	100	206	.485	0	11	.000	68	81	.840	51	77	128	192	-	-	34	64	12	268	17.9	-
1983-84	21	837	151	274	.551	0	7	.000	80	100	.800	26	113	139	284	-	-	42	79	20	382	18.2	-
1984-85	19	687	116	226	.513	1	7	.143	100	118	.847	19	115	134	289	-	-	32	76	4	333	17.5	-
1985-86	14	541	110	205	.537	0	11	.000	82	107	.766	21	79	100	211	-	-	27	45	1	302	21.6	-
1986-87	18	666	146	271	.539	2	10	.200	98	118	.831	28	111	139	219	-	-	31	51	7	392	21.8	-
1987-88	24	965	169	329	.514	7	14	.500	132	155	.852	32	98	130	303	-	-	34	83	4	477	19.9	-
1988-89	14	518	85	174	.489	10	35	.286	84	86	.931	15	68	83	165	-	-	27	53	3	258	18.4	-
1989-90	9	376	76	155	.490	5	25	.200	70	79	.886	12	45	57	115	-	-	11	36	1	227	25.2	-
1990-91	19	823	118	268	.440	21	71	.296	157	178	.882	23	131	154	240	-	-	23	77	0	414	21.8	-
1995-96	4	135	15	39	.385	3	9	.333	28	33	.848	8	26	34	26	-	-	0	12	0	61	15.3	-
TOT	190	7538	1291	2552	.506	51	212	.241	1068	1274	.838	349	1116	1465	2346	-	-	358	696	64	3701	19.5	-

RON JOHNSON - 6-8, 215 - MINNESOTA

JULY 20, 1938

REGULAR SEASON

G	MIN	FG	FGA	PCT	3P	3A	PCT	FT	FTA	PCT	OFF	DEF	TOT	AST	PF	DQ	STL	TO	BLK	PTS	AVG	HI
1960-61	8	43	2	13	.154	-	-	-	2	3	.667	-	-	15	1	4	0	-	-	6	0.8	-

TREY JOHNSON - 6-5, 215 - JACKSON STATE

AUGUST 30, 1984

REGULAR SEASON

G	MIN	FG	FGA	PCT	3P	3A	PCT	FT	FTA	PCT	OFF	DEF	TOT	AST	PF	DQ	STL	TO	BLK	PTS	AVG	HI
2010-11	1	13	2	3	.667	0	0	-	2	2	1.000	0	0	0	1	0	0	0	0	6	6.0	6

PLAYOFFS

G	MIN	FG	FGA	PCT	3P	3A	PCT	FT	FTA	PCT	OFF	DEF	TOT	AST	PF	DQ	STL	TO	BLK	PTS	AVG	HI
2010-11	3	12	1	5	.200	0	1	.000	1	2	.500	1	3	4	1	-	0	0	0	3	1.0	-

ALL-TIME ROSTER WITH STATISTICS

WESLEY JOHNSON - 6-7, 215 - SYRACUSE

JULY 11, 1987

REGULAR SEASON																			
G	MIN	FG	FGA	PCT	3P	3A	PCT	FT	FTA	PCT	OFF	DEF	TOT	AST	PF	DQ	STL	TO	BLK
2013-14	79	2240	277	.651	.425	100	.271	.369	61	77	.792	70	278	348	124	207	1	86	90
2014-15	76	2245	286	.691	.414	91	.259	.351	90	112	.804	67	252	319	124	162	4	59	87
TOT	155	4485	563	.1342	.420	191	.530	.360	151	189	.799	137	530	667	248	369	5	145	177

DARIUS JOHNSON-ODOM - 6-2, 215 - MARQUETTE

SEPTEMBER 28, 1989

REGULAR SEASON																			
G	MIN	FG	FGA	PCT	3P	3A	PCT	FT	FTA	PCT	OFF	DEF	TOT	AST	PF	DQ	STL	TO	BLK
2012-13	4	6	0	4	.000	0	1	.000	0	0	-	1	3	4	1	0	0	0	0

HOWIE JOLLIFF - 6-7, 220 - OHIO

JULY 20, 1938

REGULAR SEASON																			
G	MIN	FG	FGA	PCT	3P	3A	PCT	FT	FTA	PCT	OFF	DEF	TOT	AST	PF	DQ	STL	TO	BLK
1960-61	46	352	46	141	.326	-	-	-	11	23	.478	-	-	141	16	53	0	-	-
1961-62	64	1094	104	253	.411	-	-	-	41	78	.526	-	-	383	76	175	4	-	-
1962-63	28	293	15	55	.273	-	-	-	6	9	.667	-	-	62	20	49	1	-	-
TOT	138	1739	165	449	.367	-	-	-	58	110	.527	-	-	586	112	277	5	-	-
PLAYOFFS																			
G	MIN	FG	FGA	PCT	3P	3A	PCT	FT	FTA	PCT	OFF	DEF	TOT	AST	PF	DQ	STL	TO	BLK
1960-61	4	35	6	13	.462	-	-	-	0	0	-	-	-	25	8	-	-	-	-
1961-62	9	77	2	9	.222	-	-	-	8	8	1.000	-	-	28	7	-	-	-	-
TOT	13	112	8	22	.364	-	-	-	8	8	1.000	-	-	53	15	-	-	-	-

DWIGHT JONES - 6-10, 210 - HOUSTON

FEBRUARY 27, 1952

REGULAR SEASON																			
G	MIN	FG	FGA	PCT	3P	3A	PCT	FT	FTA	PCT	OFF	DEF	TOT	AST	PF	DQ	STL	TO	BLK
1982-83	32	491	62	132	.470	0	1	.000	32	48	.667	28	86	114	22	82	0	13	35
PLAYOFFS																			
G	MIN	FG	FGA	PCT	3P	3A	PCT	FT	FTA	PCT	OFF	DEF	TOT	AST	PF	DQ	STL	TO	BLK
1982-83	7	59	5	16	.313	0	0	-	2	5	.400	4	8	12	0	-	-	1	5

EARL JONES - 7-0, 230 - DISTRICT OF COLUMBIA

JANUARY 13, 1961

REGULAR SEASON																			
G	MIN	FG	FGA	PCT	3P	3A	PCT	FT	FTA	PCT	OFF	DEF	TOT	AST	PF	DQ	STL	TO	BLK
1984-85	2	7	0	1	.000	0	0	-	0	0	-	0	0	0	0	0	0	1	0

EDDIE JONES - 6-6, 200 - TEMPLE

OCTOBER 20, 1971

REGULAR SEASON																			
G	MIN	FG	FGA	PCT	3P	3A	PCT	FT	FTA	PCT	OFF	DEF	TOT	AST	PF	DQ	STL	TO	BLK
1994-95	64	1981	342	744	.460	91	246	.370	122	169	.722	79	170	249	128	175	1	131	75
1995-96	70	2184	337	685	.492	83	227	.366	136	184	.739	45	188	233	246	162	0	129	99
1996-97	80	2998	473	1081	.438	152	389	.391	276	337	.819	90	236	326	270	226	3	189	169
1997-98	80	2910	486	1005	.484	143	368	.389	234	306	.765	85	217	302	246	164	0	160	146
1998-99	20	724	96	227	.423	20	64	.313	59	80	.738	20	56	76	61	42	0	35	21
TOT	314	10797	1779	3742	.475	489	1294	.378	827	1076	.769	319	867	1186	951	769	4	644	510
PLAYOFFS																			
G	MIN	FG	FGA	PCT	3P	3A	PCT	FT	FTA	PCT	OFF	DEF	TOT	AST	PF	DQ	STL	TO	BLK
1994-95	10	286	30	80	.375	12	27	.444	15	21	.714	7	25	32	20	-	-	8	17
1995-96	4	155	27	49	.551	10	19	.526	5	8	.625	7	14	21	6	-	-	8	4
1996-97	9	283	33	72	.458	9	24	.375	26	35	.743	8	23	31	29	-	-	9	13
1997-98	13	476	69	148	.466	20	48	.417	63	76	.829	12	39	51	32	-	-	26	17
TOT	36	1200	159	369	.456	51	118	.432	109	140	.779	34	101	135	87	-	-	51	51

JEMERRIO JONES - 6-5, 201 - NEW MEXICO STATE

APRIL 9, 1995

REGULAR SEASON																			
G	MIN	FG	FGA	PCT	3P	3A	PCT	FT	FTA	PCT	OFF	DEF	TOT	AST	PF	DQ	STL	TO	BLK
2018-19	6	143	12	33	.364	2	10	.200	1	2	.500	16	33	49	13	10	0	7	5

JUMAINE JONES - 6-8, 242 - GEORGIA

FEBRUARY 10, 1979

REGULAR SEASON																			
G	MIN	FG	FGA	PCT	3P	3A	PCT	FT	FTA	PCT	OFF	DEF	TOT	AST	PF	DQ	STL	TO	BLK
2004-05	76	1830	210	486	.432	102	261	.391	55	75	.733	107	291	398	665	165	1	44	49

EDDIE JORDAN - 6-1, 170 - ROUTGES

JANUARY 29, 1955

REGULAR SEASON																			
G	MIN	FG	FGA	PCT	3P	3A	PCT	FT	FTA	PCT	OFF	DEF	TOT	AST	PF	DQ	STL	TO	BLK
1980-81	60	987	120	279	.430	3	12	.250	63	95	.663	25	55	80	195	136	0	74	120
1981-82	58	608	89	208	.428	1	9	.111	43	54	.796	4	39	43	131	98	0	62	66
1982-83	35	333	40	132	.303	3	16	.188	11	17	.647	8	18	26	80	52	0	31	54
1983-84	3	27	4	8	.500	0	3	.000	1	2	.500	0	4	5	5	0	4	8	0
TOT	156	1955	253	627	.404	7	40	.175	118	168	.702	37	116	153	411	291	0	171	248
PLAYOFFS																			
G	MIN	FG	FGA	PCT	3P	3A	PCT	FT	FTA	PCT	OFF	DEF	TOT	AST	PF	DQ	STL	TO	BLK
1980-81	2	4	0	0	-	0	0	-	0	0	-	0	0	1	-	-	0	0	0
1981-82	3	6	0	2	.000	0	1	.000	0	0	-	0	0	5	-	-	2	1	0
TOT	5	10	0	2	.000	0	1	.000	0	0	-	0	0	6	-	-	2	1	0



ALL-TIME ROSTER WITH STATISTICS

REGGIE JORDAN - 6-4, 195 - NEW MEXICO STATE

JANUARY 26, 1968

REGULAR SEASON

	G	MIN	FG	FGA	PCT	3P	3A	PCT	FT	FTA	PCT	OFF	DEF	TOT	AST	PF	DQ	STL	TO	BLK	PTS	AVG	HI
1993-94	23	259	44	103	.427	2	4	.500	35	51	.686	46	21	67	26	26	0	14	14	5	125	5.4	28

JOHNNY JORGENSEN - 6-2, 185 - DEPAUL

DECEMBER 28, 1921

REGULAR SEASON

G	MIN	FG	FGA	PCT	3P	3A	PCT	FT	FTA	PCT	OFF	DEF	TOT	AST	PF	DQ	STL	TO	BLK	PTS	AVG	HI
1948-49	48	-	41	114	.360	-	-	-	24	33	.727	-	-	-	33	68	-	-	-	106	2.2	-

PLAYOFFS

G	MIN	FG	FGA	PCT	3P	3A	PCT	FT	FTA	PCT	OFF	DEF	TOT	AST	PF	DQ	STL	TO	BLK	PTS	AVG	HI
1948-49	6	-	3	7	.429	-	-	-	1	1	1.000	-	-	-	-	4	-	-	-	7	1.2	-

EDWIN "WHITEY" KACHAN - 6-2, 175 - DEPAUL

SEPTEMBER 15, 1925

REGULAR SEASON

G	MIN	FG	FGA	PCT	3P	3A	PCT	FT	FTA	PCT	OFF	DEF	TOT	AST	PF	DQ	STL	TO	BLK	PTS	AVG	HI
1948-49	19	-	16	42	.381	-	-	-	15	22	.682	-	-	-	12	24	-	-	-	47	2.5	-

ED KALAFAT - 6-6, 245 - MINNESOTA

OCTOBER 13, 1932

REGULAR SEASON

G	MIN	FG	FGA	PCT	3P	3A	PCT	FT	FTA	PCT	OFF	DEF	TOT	AST	PF	DQ	STL	TO	BLK	PTS	AVG	HI
1954-55	72	1102	118	375	.315	-	-	-	111	168	.661	-	-	317	75	205	9	-	-	347	4.8	-
1955-56	72	1639	194	540	.359	-	-	-	186	252	.738	-	-	440	130	236	2	-	-	574	8.0	-
1956-57	65	1617	178	507	.351	-	-	-	197	298	.661	-	-	425	105	243	9	-	-	553	8.5	-
TOT	209	4358	490	1422	.345	-	-	-	494	718	.688	-	-	1182	310	684	20	-	-	1474	7.1	-

PLAYOFFS

G	MIN	FG	FGA	PCT	3P	3A	PCT	FT	FTA	PCT	OFF	DEF	TOT	AST	PF	DQ	STL	TO	BLK	PTS	AVG	HI
1954-55	7	76	2	22	.091	-	-	-	3	10	.300	-	-	18	0	-	-	-	-	7	1.0	-
1955-56	3	55	9	21	.429	-	-	-	15	19	.789	-	-	21	2	-	-	-	-	33	11.0	-
1956-57	5	104	21	36	.583	-	-	-	21	31	.677	-	-	24	9	-	-	-	-	63	12.6	-
TOT	15	235	32	79	.405	-	-	-	39	60	.650	-	-	63	11	-	-	-	-	103	6.9	-

CHRIS KAMAN - 7-0, 265 - CENTRAL MICHIGAN

APRIL 28, 1982

REGULAR SEASON

	G	MIN	FG	FGA	PCT	3P	3A	PCT	FT	FTA	PCT	OFF	DEF	TOT	AST	PF	DQ	STL	TO	BLK	PTS	AVG	HI
2013-14	39	736	176	346	.509	0	3	.000	52	68	.765	54	175	229	58	93	1	11	74	40	404	10.4	28

JASON KAPONO - 6-8, 215 - UCLA

FEBRUARY 4, 1981

REGULAR SEASON

	G	MIN	FG	FGA	PCT	3P	3A	PCT	FT	FTA	PCT	OFF	DEF	TOT	AST	PF	DQ	STL	TO	BLK	PTS	AVG	HI
2011-12	27	269	21	55	.382	8	27	.296	4	4	1.000	2	12	14	11	21	0	3	6	0	54	2.0	-

COBY KARL - 6-5, 215 - BOISE STATE

JUNE 8, 1983

REGULAR SEASON

	G	MIN	FG	FGA	PCT	3P	3A	PCT	FT	FTA	PCT	OFF	DEF	TOT	AST	PF	DQ	STL	TO	BLK	PTS	AVG	HI
2007-08	17	71	9	26	.346	4	13	.308	8	10	.800	3	11	14	9	4	0	4	5	2	30	1.8	6

PLAYOFFS

G	MIN	FG	FGA	PCT	3P	3A	PCT	FT	FTA	PCT	OFF	DEF	TOT	AST	PF	DQ	STL	TO	BLK	PTS	AVG	HI
2007-08	1	2	0	0	-	0	0	-	0	0	-	0	0	1	-	-	0	0	0	0	0.0	-

RYAN KELLY - 6-11, 230 - DUKE

APRIL 9, 1991

REGULAR SEASON

	G	MIN	FG	FGA	PCT	3P	3A	PCT	FT	FTA	PCT	OFF	DEF	TOT	AST	PF	DQ	STL	TO	BLK	PTS	AVG	HI
2013-14	59	1312	157	371	.423	48	142	.338	110	135	.815	42	177	219	95	147	0	32	47	45	472	8.0	26
2014-15	52	1233	104	309	.337	45	134	.336	79	95	.832	13	133	146	92	118	1	30	37	24	332	6.4	21
2015-16	36	470	55	149	.369	5	37	.135	37	54	.685	21	100	121	20	39	0	13	18	10	152	4.2	12
TOT	147	3015	316	829	.381	98	313	.313	226	284	.796	76	410	486	207	304	1	75	102	79	956	6.5	-

JEROME KERSEY - 6-7, 225 - LONGWOOD

JUNE 26, 1962

REGULAR SEASON

	G	MIN	FG	FGA	PCT	3P	3A	PCT	FT	FTA	PCT	OFF	DEF	TOT	AST	PF	DQ	STL	TO	BLK	PTS	AVG	HI
1996-97	70	1766	194	449	.432	17	65	.262	71	118	.602	112	251	363	89	219	0	119	74	49	476	6.8	16

PLAYOFFS

G	MIN	FG	FGA	PCT	3P	3A	PCT	FT	FTA	PCT	OFF	DEF	TOT	AST	PF	DQ	STL	TO	BLK	PTS	AVG	HI
1996-97	9	210	17	35	.486	0	1	.000	15	19	.789	14	34	48	14	-	9	3	6	49	5.4	-

RANDOLPH KEYS - 6-7, 195 - SOUTHERN MISSISSIPPI

APRIL 19, 1966

REGULAR SEASON

	G	MIN	FG	FGA	PCT	3P	3A	PCT	FT	FTA	PCT	OFF	DEF	TOT	AST	PF	DQ	STL	TO	BLK	PTS	AVG	HI
1994-95	6	83	9	26	.346	0	9	.000	2	2	1.000	6	11	17	2	16	0	1	2	2	20	3.3	10

ERNIE KILLUM - 6-3, 185 - STETSON

JUNE 11, 1948

REGULAR SEASON

G	MIN	FG	FGA	PCT	3P	3A	PCT	FT	FTA	PCT	OFF	DEF	TOT	AST	PF	DQ	STL	TO	BLK	PTS	AVG	HI
1970-71	4	12	0	4	.000	-	-	-	1	1	1.000	-	-	2	0	1	0	-	-	1	0.3	-

PLAYOFFS

G	MIN	FG	FGA	PCT	3P	3A	PCT	FT	FTA	PCT	OFF	DEF	TOT	AST	PF	DQ	STL	TO	BLK	PTS	AVG	HI
1970-71	2	4	1	1	1.000	-	-	-	2	3	.667	-	-	0	0	-	-	-	-	4	2.0	-

ALL-TIME ROSTER WITH STATISTICS

FRANKIE KING - 6-1, 185 - WESTERN CAROLINA

JUNE 6, 1972

REGULAR SEASON

	G	MIN	FG	FGA	PCT	3P	3A	PCT	FT	FTA	PCT	OFF	DEF	TOT	AST	PF	DQ	STL	TO	BLK	PTS	AVG	HI
1995-96	6	20	3	11	.273	0	1	.000	1	3	.333	1	1	2	2	4	0	2	2	0	7	1.2	3

JIM KING - 6-2, 175 - TULSA

FEBRUARY 7, 1941

REGULAR SEASON

	G	MIN	FG	FGA	PCT	3P	3A	PCT	FT	FTA	PCT	OFF	DEF	TOT	AST	PF	DQ	STL	TO	BLK	PTS	AVG	HI
1963-64	60	762	84	198	.424	-	-	-	66	101	.653	-	-	113	110	99	0	-	-	-	234	3.9	-
1964-65	77	1671	184	469	.392	-	-	-	118	151	.781	-	-	214	178	193	2	-	-	-	486	6.3	-
1965-66	76	1499	238	545	.437	-	-	-	94	115	.817	-	-	204	223	181	1	-	-	-	570	7.5	-
TOT	213	3932	506	1212	.417	-	-	-	278	367	.757	-	-	531	511	473	3	-	-	-	1290	6.1	-

PLAYOFFS

	G	MIN	FG	FGA	PCT	3P	3A	PCT	FT	FTA	PCT	OFF	DEF	TOT	AST	PF	DQ	STL	TO	BLK	PTS	AVG	HI
1963-64	4	51	4	10	.400	-	-	-	4	4	1.000	-	-	4	6	-	-	-	-	-	12	3.0	-
1964-65	11	184	28	63	.444	-	-	-	15	17	.882	-	-	36	24	-	-	-	-	-	71	6.5	-
1965-66	13	287	35	84	.417	-	-	-	12	17	.706	-	-	33	31	-	-	-	-	-	82	6.3	-
TOT	28	522	67	157	.427	-	-	-	31	38	.816	-	-	73	61	-	-	-	-	-	165	5.9	-

JOE KLEINE - 7-0, 270 - ARKANSAS

JANUARY 4, 1962

REGULAR SEASON

	G	MIN	FG	FGA	PCT	3P	3A	PCT	FT	FTA	PCT	OFF	DEF	TOT	AST	PF	DQ	STL	TO	BLK	PTS	AVG	HI
1996-97	8	30	2	8	.250	0	0	-	2	2	1.000	2	7	9	0	6	0	0	0	0	6	0.8	2

TRAVIS KNIGHT - 7-0, 235 - CONNECTICUT

SEPTEMBER 13, 1974

REGULAR SEASON

	G	MIN	FG	FGA	PCT	3P	3A	PCT	FT	FTA	PCT	OFF	DEF	TOT	AST	PF	DQ	STL	TO	BLK	PTS	AVG	HI
1996-97	71	1156	140	275	.509	0	0	-	62	100	.620	130	189	319	39	170	2	31	49	58	342	4.8	19
1998-99	37	525	67	130	.515	0	1	.000	22	29	.759	34	94	128	31	108	2	21	35	27	156	4.2	15
1999-00	63	410	46	118	.390	0	0	-	17	28	.607	46	83	129	23	88	1	6	26	23	109	1.7	9
TOT	171	2091	253	523	.484	0	1	.000	101	157	.643	210	366	576	93	366	5	58	110	108	607	3.5	-

PLAYOFFS

	G	MIN	FG	FGA	PCT	3P	3A	PCT	FT	FTA	PCT	OFF	DEF	TOT	AST	PF	DQ	STL	TO	BLK	PTS	AVG	HI
1996-97	9	93	8	10	.800	0	0	-	3	4	.750	3	15	18	3	-	-	3	2	3	19	2.1	-
1998-99	3	10	1	3	.333	0	0	-	1	2	.500	0	5	5	1	-	-	0	3	0	3	1.0	-
1999-00	14	48	8	15	.533	0	0	-	2	6	.333	3	2	5	0	-	-	1	6	3	18	1.3	-
TOT	26	151	17	28	.607	0	0	-	6	12	.500	6	22	28	4	-	-	4	11	6	40	1.5	-

JIM KREBS - 6-8, 230 - SMU

SEPTEMBER 8, 1935

REGULAR SEASON

	G	MIN	FG	FGA	PCT	3P	3A	PCT	FT	FTA	PCT	OFF	DEF	TOT	AST	PF	DQ	STL	TO	BLK	PTS	AVG	HI
1957-58	68	1259	199	527	.378	-	-	-	135	176	.767	-	-	502	27	182	4	-	-	-	533	7.8	-
1958-59	72	1578	271	679	.399	-	-	-	92	123	.748	-	-	491	50	212	4	-	-	-	634	8.8	-
1959-60	75	1269	237	605	.392	-	-	-	98	136	.721	-	-	327	38	210	2	-	-	-	572	7.6	-
1960-61	75	1655	271	692	.392	-	-	-	75	93	.806	-	-	456	68	223	2	-	-	-	617	8.2	-
1961-62	78	2012	312	701	.445	-	-	-	156	208	.750	-	-	616	110	290	9	-	-	-	780	10.0	-
1962-63	79	1913	272	627	.434	-	-	-	115	154	.747	-	-	502	87	256	2	-	-	-	659	8.3	-
1963-64	68	975	134	357	.375	-	-	-	65	85	.765	-	-	283	49	166	6	-	-	-	333	4.9	-
TOT	515	10661	1696	4188	.405	-	-	-	736	975	.755	-	-	3177	429	1539	29	-	-	-	4128	8.0	-

PLAYOFFS

	G	MIN	FG	FGA	PCT	3P	3A	PCT	FT	FTA	PCT	OFF	DEF	TOT	AST	PF	DQ	STL	TO	BLK	PTS	AVG	HI
1958-59	13	213	36	103	.350	-	-	-	22	23	.957	-	-	77	5	-	-	-	-	-	94	7.2	-
1959-60	9	157	23	55	.418	-	-	-	5	10	.500	-	-	47	8	-	-	-	-	-	51	5.7	-
1960-61	12	183	16	47	.340	-	-	-	14	18	.778	-	-	60	9	-	-	-	-	-	46	3.8	-
1961-62	11	327	30	90	.333	-	-	-	22	26	.846	-	-	102	21	-	-	-	-	-	82	7.5	-
1962-63	13	199	16	47	.340	-	-	-	10	15	.667	-	-	40	4	-	-	-	-	-	42	3.2	-
1963-64	4	50	6	9	.667	-	-	-	2	4	.500	-	-	22	6	-	-	-	-	-	14	3.5	-
TOT	62	1129	127	351	.362	-	-	-	75	96	.781	-	-	348	53	-	-	-	-	-	329	5.3	-

LARRY KRYSTOWIAK - 6-9, 240 - MONTANA

SEPTEMBER 23, 1964

REGULAR SEASON

	G	MIN	FG	FGA	PCT	3P	3A	PCT	FT	FTA	PCT	OFF	DEF	TOT	AST	PF	DQ	STL	TO	BLK	PTS	AVG	HI
1996-97	3	11	1	2	.500	0	0	-	1	2	.500	2	3	5	3	3	0	2	1	0	3	1.0	3

MITCH KUPCHAK - 6-10, 230 - NORTH CAROLINA

MAY 24, 1954

REGULAR SEASON

	G	MIN	FG	FGA	PCT	3P	3A	PCT	FT	FTA	PCT	OFF	DEF	TOT	AST	PF	DQ	STL	TO	BLK	PTS	AVG	HI
1981-82	26	821	153	267	.573	0	0	-	65	98	.663	64	146	210	33	80	1	12	43	10	371	14.3	25
1983-84	34	324	41	108	.380	0	0	-	22	34	.647	35	52	87	7	46	0	4	22	6	104	3.1	12
1984-85	58	716	123	244	.504	0	0	-	60	91	.659	68	116	184	21	104	0	19	48	20	306	5.3	29
1985-86	55	783	124	257	.482	0	1	.000	84	112	.750	69	122	191	17	102	0	12	64	7	332	6.0	15
TOT	173	2644	441	876	.503	0	1	.000	231	335	.690	236	436	672	78	332	1	47	177	43	1113	6.4	-

PLAYOFFS

	G	MIN	FG	FGA	PCT	3P	3A	PCT	FT	FTA	PCT	OFF	DEF	TOT	AST	PF	DQ	STL	TO	BLK	PTS	AVG	HI
1983-84	9	69	5	17	.294	0	0	-	8	14	.571	12	17	29	2	-	-	1	6	2	18	2.0	-
1984-85	6	197	31	53	.585	0	1	.000	13	22	.591	11	37	48	5	-	-	2	10	7	75	4.7	-
1985-86	5	56	8	15	.533	0	0	-	4	6	.667	5	10	15	2	-	-	2	3	0	20	4.0	-
TOT	30	322	44	85	.518	0	1	.000	25	42	.595	28	64	92	9	-	-	5	19	9	113	3.8	-



ALL-TIME ROSTER WITH STATISTICS

C.J. KUPEC - 6-6, 220 - MICHIGAN

JANUARY 16, 1953

REGULAR SEASON

	G	MIN	FG	FGA	PCT	3P	3A	PCT	FT	FTA	PCT	OFF	DEF	TOT	AST	PF	DQ	STL	TO	BLK	PTS	AVG	HI
1975-76	16	55	10	40	.250	-	-	-	7	11	.636	4	19	23	5	7	0	3	-	0	27	1.7	6
1976-77	82	908	153	342	.447	-	-	-	78	101	.772	76	123	199	53	113	0	18	-	4	384	4.7	14
TOT	98	963	163	382	.428	-	-	-	85	112	.759	80	142	222	58	120	0	21	-	4	411	4.2	-

PLAYOFFS

	G	MIN	FG	FGA	PCT	3P	3A	PCT	FT	FTA	PCT	OFF	DEF	TOT	AST	PF	DQ	STL	TO	BLK	PTS	AVG	HI
1976-77	11	57	8	18	.444	-	-	-	5	7	.714	-	-	16	4	-	-	-	-	-	21	1.9	-

KYLE KUZMA - 6-9, 220 - UTAH

JULY 24, 1995

REGULAR SEASON

	G	MIN	FG	FGA	PCT	3P	3A	PCT	FT	FTA	PCT	OFF	DEF	TOT	AST	PF	DQ	STL	TO	BLK	PTS	AVG	HI
2017-18	77	2401	468	1039	.450	159	434	.366	147	208	.707	88	395	483	141	160	0	49	140	34	1242	16.1	38
2018-19	70	2314	496	1087	.456	128	422	.303	188	250	.752	60	322	382	178	170	0	41	133	26	1308	18.7	41
TOT	147	4715	964	2126	.453	287	856	.335	335	458	.731	148	717	865	319	330	0	90	273	60	2550	17.3	-

BO LAMAR - 6-1, 180 - SW LOUISIANA

APRIL 7, 1951

REGULAR SEASON

	G	MIN	FG	FGA	PCT	3P	3A	PCT	FT	FTA	PCT	OFF	DEF	TOT	AST	PF	DQ	STL	TO	BLK	PTS	AVG	HI
1976-77	71	1165	228	561	.406	-	-	-	46	68	.676	30	62	92	177	73	0	59	-	3	502	7.1	22

PLAYOFFS

	G	MIN	FG	FGA	PCT	3P	3A	PCT	FT	FTA	PCT	OFF	DEF	TOT	AST	PF	DQ	STL	TO	BLK	PTS	AVG	HI
1976-77	10	109	12	41	.293	-	-	-	9	10	.900	-	-	9	14	-	-	-	-	-	33	3.3	-

JEFF LAMP - 6-6, 195 - VIRGINIA

MARCH 9, 1959

REGULAR SEASON

	G	MIN	FG	FGA	PCT	3P	3A	PCT	FT	FTA	PCT	OFF	DEF	TOT	AST	PF	DQ	STL	TO	BLK	PTS	AVG	HI
1987-88	3	7	0	0	-	0	0	-	2	2	1.000	0	0	0	0	1	0	0	0	0	2	0.7	2
1988-89	37	176	27	69	.391	2	4	.500	4	5	.800	6	28	34	15	27	0	8	16	2	60	1.6	7
TOT	40	183	27	69	.391	2	4	.500	6	7	.857	6	28	34	15	28	0	8	16	2	62	1.6	-

PLAYOFFS

	G	MIN	FG	FGA	PCT	3P	3A	PCT	FT	FTA	PCT	OFF	DEF	TOT	AST	PF	DQ	STL	TO	BLK	PTS	AVG	HI
1988-89	5	14	3	6	.500	0	0	.000	1	2	.500	2	1	3	1	-	-	0	1	0	7	1.4	-

MARK LANDSBERGER - 6-8, 225 - ARIZONA STATE

MAY 21, 1955

REGULAR SEASON

	G	MIN	FG	FGA	PCT	3P	3A	PCT	FT	FTA	PCT	OFF	DEF	TOT	AST	PF	DQ	STL	TO	BLK	PTS	AVG	HI
1979-80	23	374	66	137	.482	0	0	-	29	56	.518	69	94	163	14	27	0	10	25	5	161	7.0	14
1980-81	69	1086	164	327	.502	0	1	.000	62	116	.534	152	225	377	27	135	0	19	65	6	390	5.7	22
1981-82	75	1134	144	329	.438	0	2	.000	33	65	.508	164	237	401	32	134	0	10	49	7	321	4.3	17
1982-83	39	356	43	102	.422	0	0	-	12	25	.480	55	73	128	12	48	0	8	20	4	98	2.5	8
TOT	206	2950	417	895	.466	0	3	.000	136	262	.519	440	629	1069	85	344	0	47	159	22	970	4.7	-

PLAYOFFS

	G	MIN	FG	FGA	PCT	3P	3A	PCT	FT	FTA	PCT	OFF	DEF	TOT	AST	PF	DQ	STL	TO	BLK	PTS	AVG	HI
1979-80	16	195	25	69	.362	0	1	.000	5	6	.833	25	44	69	2	-	3	10	2	55	3.4	-	
1980-81	3	32	2	7	.286	0	0	-	1	1	1.000	9	6	15	0	-	1	1	0	5	1.7	-	
1981-82	9	60	3	9	.333	0	0	-	4	9	.444	11	11	22	2	-	0	4	0	10	1.1	-	
1982-83	11	141	12	28	.429	0	1	.000	2	4	.500	19	25	44	3	-	0	6	2	26	2.4	-	
TOT	39	428	42	113	.372	0	2	.000	12	20	.600	64	86	150	7	-	4	21	4	96	2.5	-	

STU LANTZ - 6-3, 180 - NEBRASKA

JULY 14, 1946

REGULAR SEASON

	G	MIN	FG	FGA	PCT	3P	3A	PCT	FT	FTA	PCT	OFF	DEF	TOT	AST	PF	DQ	STL	TO	BLK	PTS	AVG	HI
1974-75	56	1430	189	446	.424	-	-	-	145	176	.824	81	89	170	158	134	1	44	-	10	523	9.3	26
1975-76	53	853	85	204	.417	-	-	-	80	89	.899	28	71	99	76	105	1	27	-	3	250	4.7	19
TOT	109	2283	274	650	.422	-	-	-	225	265	.849	109	160	269	234	239	2	71	-	13	773	7.1	-

RUDY LARUSSO - 6-8, 220 - DARTMOUTH

NOVEMBER 11, 1937

REGULAR SEASON

	G	MIN	FG	FGA	PCT	3P	3A	PCT	FT	FTA	PCT	OFF	DEF	TOT	AST	PF	DQ	STL	TO	BLK	PTS	AVG	HI
1959-60	71	2092	355	913	.389	-	-	-	265	357	.742	-	-	679	83	222	8	-	-	-	975	13.7	-
1960-61	79	2593	416	992	.419	-	-	-	323	409	.790	-	-	781	135	280	8	-	-	-	1155	14.6	-
1961-62	80	2754	516	1108	.466	-	-	-	342	448	.763	-	-	828	179	255	5	-	-	-	1374	17.2	-
1962-63	75	2505	321	761	.422	-	-	-	282	393	.718	-	-	747	187	255	5	-	-	-	924	12.3	-
1963-64	79	2746	337	776	.434	-	-	-	298	397	.751	-	-	800	190	268	5	-	-	-	972	12.3	-
1964-65	77	2588	381	827	.461	-	-	-	321	415	.773	-	-	725	198	258	3	-	-	-	1083	14.1	-
1965-66	76	2316	410	897	.457	-	-	-	350	445	.787	-	-	660	165	261	9	-	-	-	1170	15.4	-
1966-67	45	1292	211	509	.415	-	-	-	156	224	.696	-	-	351	78	149	6	-	-	-	578	12.8	-
TOT	582	18886	2947	6783	.434	-	-	-	2337	3088	.757	-	-	5571	1215	1948	49	-	-	-	8231	14.1	-

PLAYOFFS

	G	MIN	FG	FGA	PCT	3P	3A	PCT	FT	FTA	PCT	OFF	DEF	TOT	AST	PF	DQ	STL	TO	BLK	PTS	AVG	HI
1959-60	9	321	56	132	.424	-	-	-	27	35	.771	-	-	70	22	-	-	-	-	-	139	15.4	-
1960-61	12	360	57	144	.396	-	-	-	32	48	.667	-	-	96	24	-	-	-	-	-	146	12.2	-
1961-62	13	461	57	156	.365	-	-	-	69	91	.758	-	-	118	22	-	-	-	-	-	183	14.1	-
1962-63	13	465	65	156	.422	-	-	-	57	75	.760	-	-	127	28	-	-	-	-	-	187	14.4	-
1963-64	5	189	13	33	.394	-	-	-	19	22	.864	-	-	30	11	-	-	-	-	-	45	9.0	-
1964-65	11	395	56	137	.409	-	-	-	53	74	.716	-	-	89	29	-	-	-	-	-	165	15.0	-
1965-66	14	397	57	124	.460	-	-	-	53	67	.791	-	-	99	26	-	-	-	-	-	167	11.9	-
TOT	77	2588	361	880	.410	-	-	-	310	412	.752	-	-	629	162	-	-	-	-	-	1032	13.4	-

ALL-TIME ROSTER WITH STATISTICS

BUTCH LEE - 6-0, 175 - MARQUETTE

DECEMBER 5, 1956

REGULAR SEASON

	G	MIN	FG	FGA	PCT	3P	3A	PCT	FT	FTA	PCT	OFF	DEF	TOT	AST	PF	DQ	STL	TO	BLK	PTS	AVG	HI
1979-80	11	31	4	13	.308	0	0	-	6	7	.857	4	4	8	9	2	0	1	7	0	14	1.3	4

PLAYOFFS

	G	MIN	FG	FGA	PCT	3P	3A	PCT	FT	FTA	PCT	OFF	DEF	TOT	AST	PF	DQ	STL	TO	BLK	PTS	AVG	HI
1979-80	3	6	0	0	-	0	0	-	2	2	1.000	0	1	1	0	-	-	0	3	0	2	0.7	-

BOB LEONARD - 6-3, 185 - INDIANA

FEBRUARY 15, 1932

REGULAR SEASON

	G	MIN	FG	FGA	PCT	3P	3A	PCT	FT	FTA	PCT	OFF	DEF	TOT	AST	PF	DQ	STL	TO	BLK	PTS	AVG	HI
1956-57	72	1943	303	867	.349	-	-	-	186	241	.772	-	-	220	169	140	0	-	-	-	792	11.0	-
1957-58	66	2074	266	794	.335	-	-	-	205	268	.765	-	-	237	218	145	0	-	-	-	737	11.2	-
1958-59	58	1598	206	552	.373	-	-	-	120	160	.750	-	-	178	186	119	0	-	-	-	532	9.2	-
1959-60	73	2074	231	717	.322	-	-	-	136	193	.705	-	-	245	252	171	3	-	-	-	598	8.2	-
1960-61	55	600	61	207	.295	-	-	-	71	100	.710	-	-	70	81	70	0	-	-	-	193	3.5	-
TOT	324	8289	1067	3137	.340	-	-	-	718	962	.746	-	-	950	906	645	3	-	-	-	2852	8.8	-

PLAYOFFS

	G	MIN	FG	FGA	PCT	3P	3A	PCT	FT	FTA	PCT	OFF	DEF	TOT	AST	PF	DQ	STL	TO	BLK	PTS	AVG	HI
1956-57	5	204	42	100	.420	-	-	-	23	26	.885	-	-	30	38	15	-	-	-	-	107	21.4	-
1958-59	13	467	63	173	.364	-	-	-	32	40	.800	-	-	44	70	38	-	-	-	-	158	12.2	-
1959-60	9	207	20	67	.299	-	-	-	18	28	.643	-	-	10	45	17	-	-	-	-	58	6.4	-
1960-61	7	46	5	24	.208	-	-	-	1	4	.250	-	-	6	12	7	-	-	-	-	11	1.6	-
TOT	34	924	130	364	.357	-	-	-	74	98	.755	-	-	90	165	77	-	-	-	-	334	9.8	-

RONNIE LESTER - 6-2, 175 - IOWA

JANUARY 1, 1959

REGULAR SEASON

	G	MIN	FG	FGA	PCT	3P	3A	PCT	FT	FTA	PCT	OFF	DEF	TOT	AST	PF	DQ	STL	TO	BLK	PTS	AVG	HI
1984-85	32	278	34	82	.415	0	1	.000	21	31	.677	4	22	26	80	25	0	15	32	3	89	2.8	15
1985-86	27	222	26	52	.500	0	3	.000	15	19	.789	0	10	10	54	27	0	9	42	3	67	2.5	8
TOT	59	500	60	134	.448	0	4	.000	36	50	.720	4	32	36	134	52	0	24	74	6	156	2.6	-

PLAYOFFS

	G	MIN	FG	FGA	PCT	3P	3A	PCT	FT	FTA	PCT	OFF	DEF	TOT	AST	PF	DQ	STL	TO	BLK	PTS	AVG	HI
1984-85	9	54	6	15	.400	0	0	-	7	9	.778	2	6	8	9	-	-	0	4	0	19	2.1	-

JEREMY LIN - 6-3, 200 - HARVARD

AUGUST 23, 1988

REGULAR SEASON

	G	MIN	FG	FGA	PCT	3P	3A	PCT	FT	FTA	PCT	OFF	DEF	TOT	AST	PF	DQ	STL	TO	BLK	PTS	AVG	HI
2014-15	74	1907	277	654	.424	65	176	.369	213	268	.795	26	170	196	339	189	1	82	166	32	832	11.2	29

BROOK LOPEZ - 7-0, 275 - STANFORD

APRIL 1, 1988

REGULAR SEASON

	G	MIN	FG	FGA	PCT	3P	3A	PCT	FT	FTA	PCT	OFF	DEF	TOT	AST	PF	DQ	STL	TO	BLK	PTS	AVG	HI
2017-18	74	1735	369	793	.465	112	325	.345	111	158	.703	74	220	294	126	195	0	30	98	98	961	13.0	34

STAN LOVE - 6-9, 215 - OREGON

APRIL 9, 1949

REGULAR SEASON

	G	MIN	FG	FGA	PCT	3P	3A	PCT	FT	FTA	PCT	OFF	DEF	TOT	AST	PF	DQ	STL	TO	BLK	PTS	AVG	HI
1973-74	51	698	119	278	.428	-	-	-	49	64	.766	54	116	170	48	132	3	28	-	20	287	5.6	21
1974-75	30	431	85	194	.438	-	-	-	47	66	.712	31	66	97	26	69	1	16	-	13	217	7.2	18
TOT	81	1129	204	472	.432	-	-	-	96	130	.738	85	182	267	74	201	4	44	-	33	504	6.2	-

PLAYOFFS

	G	MIN	FG	FGA	PCT	3P	3A	PCT	FT	FTA	PCT	OFF	DEF	TOT	AST	PF	DQ	STL	TO	BLK	PTS	AVG	HI
1973-74	2	9	2	3	.667	-	-	-	2	3	.667	-	-	3	1	-	-	-	-	-	6	3.0	-

CLYDE LOVELLETTE - 6-9, 235 - KANSAS

SEPTEMBER 7, 1929

REGULAR SEASON

	G	MIN	FG	FGA	PCT	3P	3A	PCT	FT	FTA	PCT	OFF	DEF	TOT	AST	PF	DQ	STL	TO	BLK	PTS	AVG	HI
1953-54	72	1255	237	560	.423	-	-	-	114	164	.695	-	-	419	51	210	2	-	-	-	588	8.2	-
1954-55	70	2361	519	1192	.435	-	-	-	273	398	.686	-	-	802	100	262	6	-	-	-	1311	18.7	-
1955-56	71	2518	594	1370	.434	-	-	-	338	469	.721	-	-	992	164	265	5	-	-	-	1526	21.5	-
1956-57	69	2492	574	1348	.426	-	-	-	286	399	.717	-	-	932	139	251	4	-	-	-	1434	20.8	-
TOT	282	8626	1924	4470	.430	-	-	-	1011	1430	.707	-	-	3145	454	968	17	-	-	-	4859	17.2	-

PLAYOFFS

	G	MIN	FG	FGA	PCT	3P	3A	PCT	FT	FTA	PCT	OFF	DEF	TOT	AST	PF	DQ	STL	TO	BLK	PTS	AVG	HI
1953-54	13	265	54	120	.450	-	-	-	28	58	.483	-	-	126	7	-	-	-	-	-	136	10.5	-
1954-55	7	197	44	98	.449	-	-	-	29	40	.725	-	-	64	3	-	-	-	-	-	117	16.7	-
1955-56	3	69	19	39	.487	-	-	-	19	32	.594	-	-	25	6	-	-	-	-	-	57	19.0	-
1956-57	5	181	51	118	.432	-	-	-	19	26	.731	-	-	47	11	-	-	-	-	-	121	24.2	-
TOT	28	712	168	375	.448	-	-	-	95	156	.609	-	-	262	27	-	-	-	-	-	431	15.4	-

MAURICE LUCAS - 6-9, 215 - MARQUETTE

FEBRUARY 18, 1952

REGULAR SEASON

	G	MIN	FG	FGA	PCT	3P	3A	PCT	FT	FTA	PCT	OFF	DEF	TOT	AST	PF	DQ	STL	TO	BLK	PTS	AVG	HI
1985-86	77	1750	302	653	.462	1	2	.500	180	230	.783	164	402	566	84	253	1	45	121	24	785	10.2	23

PLAYOFFS

	G	MIN	FG	FGA	PCT	3P	3A	PCT	FT	FTA	PCT	OFF	DEF	TOT	AST	PF	DQ	STL	TO	BLK	PTS	AVG	HI
1985-86	14	319	59	112	.527	0	0	-	14	19	.737	29	62	91	10	-	-	6	13	5	132	9.4	-



ALL-TIME ROSTER WITH STATISTICS

TYRONN LUE - 6-0, 175 - NEBRASKA

MAY 3, 1977

REGULAR SEASON

	G	MIN	FG	FGA	PCT	3P	3A	PCT	FT	FTA	PCT	OFF	DEF	TOT	AST	PF	DQ	STL	TO	BLK	PTS	AVG	HI
1998-99	15	188	28	65	.431	7	16	.438	12	21	.571	2	4	6	25	28	0	5	11	0	75	5.0	15
1999-00	8	146	19	39	.487	4	8	.500	6	8	.750	2	10	12	17	17	0	3	9	0	48	6.0	13
2000-01	38	468	50	117	.427	11	34	.324	19	24	.792	5	27	32	45	54	1	19	27	0	130	3.4	10
TOT	61	802	97	221	.439	22	58	.379	37	53	.698	9	41	50	87	99	1	27	47	0	253	4.1	-

PLAYOFFS

	G	MIN	FG	FGA	PCT	3P	3A	PCT	FT	FTA	PCT	OFF	DEF	TOT	AST	PF	DQ	STL	TO	BLK	PTS	AVG	HI
1998-99	3	33	7	17	.412	0	2	.000	0	0	-	0	2	2	6	-	-	2	4	0	14	4.7	-
2000-01	15	131	10	29	.345	5	13	.385	4	5	.800	1	9	10	10	-	-	12	8	1	29	1.9	-
TOT	18	164	17	46	.370	5	15	.333	4	5	.800	1	11	12	16	-	-	14	12	1	43	2.4	-

GEORGE LYNCH - 6-8, 220 - NORTH CAROLINA

SEPTEMBER 3, 1970

REGULAR SEASON

	G	MIN	FG	FGA	PCT	3P	3A	PCT	FT	FTA	PCT	OFF	DEF	TOT	AST	PF	DQ	STL	TO	BLK	PTS	AVG	HI
1993-94	71	1762	291	573	.508	0	5	.000	99	166	.596	220	190	410	96	177	1	102	87	27	681	9.6	30
1994-95	56	953	138	295	.468	3	21	.143	62	86	.721	75	109	184	62	86	0	51	73	10	341	6.1	21
1995-96	76	1012	117	272	.430	4	13	.308	53	80	.663	82	127	209	51	106	0	47	40	10	291	3.8	14
TOT	203	3727	546	1140	.479	7	39	.179	214	332	.645	377	426	803	209	369	1	200	200	47	1313	6.5	-

PLAYOFFS

	G	MIN	FG	FGA	PCT	3P	3A	PCT	FT	FTA	PCT	OFF	DEF	TOT	AST	PF	DQ	STL	TO	BLK	PTS	AVG	HI
1994-95	10	136	15	32	.469	1	5	.200	13	20	.650	13	17	30	7	-	-	8	9	0	44	4.4	-
1995-96	2	15	2	4	.500	0	1	.000	0	0	-	0	3	3	1	-	-	0	2	0	4	2.0	-
TOT	12	151	17	36	.472	1	6	.167	13	20	.650	13	20	33	8	-	-	8	11	0	48	4.0	-

MIKE LYNN - 6-7, 215 - UCLA

NOVEMBER 25, 1945

REGULAR SEASON

	G	MIN	FG	FGA	PCT	3P	3A	PCT	FT	FTA	PCT	OFF	DEF	TOT	AST	PF	DQ	STL	TO	BLK	PTS	AVG	HI
1969-70	44	403	44	133	.331	-	-	-	31	48	.646	-	-	64	30	87	4	-	-	-	119	2.7	-

PLAYOFFS

	G	MIN	FG	FGA	PCT	3P	3A	PCT	FT	FTA	PCT	OFF	DEF	TOT	AST	PF	DQ	STL	TO	BLK	PTS	AVG	HI
1969-70	3	6	2	3	.667	-	-	-	0	0	-	-	-	2	1	-	-	-	-	-	4	1.3	-

SCOTT MACHADO - 6-3, 201 - IONA

JUNE 8, 1990

REGULAR SEASON

	G	MIN	FG	FGA	PCT	3P	3A	PCT	FT	FTA	PCT	OFF	DEF	TOT	AST	PF	DQ	STL	TO	BLK	PTS	AVG	HI
2018-19	4	19	4	6	.667	1	1	1.000	1	1	1.000	0	0	0	3	2	0	1	0	0	10	2.5	7

OLIVER MACK - 6-3, 195 - EAST CAROLINA

JUNE 6, 1957

REGULAR SEASON

	G	MIN	FG	FGA	PCT	3P	3A	PCT	FT	FTA	PCT	OFF	DEF	TOT	AST	PF	DQ	STL	TO	BLK	PTS	AVG	HI
1979-80	27	155	21	50	.420	0	1	.000	9	18	.500	7	15	22	20	16	0	4	9	0	51	1.9	10

MARK MADSEN - 6-9, 245 - STANFORD

JANUARY 28, 1976

REGULAR SEASON

	G	MIN	FG	FGA	PCT	3P	3A	PCT	FT	FTA	PCT	OFF	DEF	TOT	AST	PF	DQ	STL	TO	BLK	PTS	AVG	HI
2000-01	70	641	55	113	.487	1	1	1.000	26	37	.703	74	78	152	24	111	2	8	27	8	137	2.0	15
2001-02	59	650	66	146	.452	0	2	.000	35	54	.648	89	73	162	44	104	0	16	22	13	167	2.8	10
2002-03	54	781	69	163	.423	0	0	-	36	61	.590	86	73	159	38	116	0	15	27	19	174	3.2	12
TOT	183	2072	190	422	.450	1	3	.333	97	152	.638	249	224	473	106	331	2	39	76	40	478	2.6	-

PLAYOFFS

	G	MIN	FG	FGA	PCT	3P	3A	PCT	FT	FTA	PCT	OFF	DEF	TOT	AST	PF	DQ	STL	TO	BLK	PTS	AVG	HI
2000-01	13	48	1	13	.077	0	0	-	3	5	.600	6	4	10	4	-	-	0	2	2	5	0.4	-
2001-02	7	10	0	1	.000	0	1	.000	0	0	-	0	2	2	0	-	-	0	1	0	0	0.0	-
2002-03	12	169	13	31	.419	0	1	.000	7	16	.438	14	14	28	12	-	-	3	8	2	33	2.8	-
TOT	32	227	14	45	.311	0	2	.000	10	21	.476	20	20	40	16	-	-	3	11	4	38	1.2	-

KARL MALONE - 6-9, 259 - LOUISIANA TECH

JULY 24, 1963

REGULAR SEASON

	G	MIN	FG	FGA	PCT	3P	3A	PCT	FT	FTA	PCT	OFF	DEF	TOT	AST	PF	DQ	STL	TO	BLK	PTS	AVG	HI
2003-04	42	1373	193	400	.483	0	1	.000	168	225	.747	61	306	367	163	116	1	50	103	20	554	13.2	20

PLAYOFFS

	G	MIN	FG	FGA	PCT	3P	3A	PCT	FT	FTA	PCT	OFF	DEF	TOT	AST	PF	DQ	STL	TO	BLK	PTS	AVG	HI
2003-04	21	798	98	218	.450	0	1	.000	46	73	.630	37	148	185	72	-	-	24	47	2	242	11.5	-

NICK MANTIS - 6-3, 190 - NORTHWESTERN

DECEMBER 7, 1935

REGULAR SEASON

	G	MIN	FG	FGA	PCT	3P	3A	PCT	FT	FTA	PCT	OFF	DEF	TOT	AST	PF	DQ	STL	TO	BLK	PTS	AVG	HI
1959-60	10	71	10	39	.256	-	-	-	1	2	.500	-	-	6	9	8	0	-	-	-	21	2.1	-

KENDALL MARSHALL - 6-4, 195 - NORTH CAROLINA

AUGUST 19, 1991

REGULAR SEASON

	G	MIN	FG	FGA	PCT	3P	3A	PCT	FT	FTA	PCT	OFF	DEF	TOT	AST	PF	DQ	STL	TO	BLK	PTS	AVG	HI
2013-14	54	1564	170	419	.406	71	178	.399	19	36	.528	15	140	155	477	76	0	48	150	4	430	8.0	20

ALL-TIME ROSTER WITH STATISTICS

SLATER "DUGIE" MARTIN - 5-10, 170 - TEXAS

OCTOBER 22, 1925

REGULAR SEASON		FG	FGA	PCT	3P	3A	PCT	FT	FTA	PCT	OFF	DEF	TOT	AST	PF	DQ	STL	TO	BLK	PTS	AVG	HI
G	MIN																					
1949-50	67	-	106	302	.351	-	-	59	93	.634	-	-	-	148	162	-	-	-	-	271	4.0	-
1950-51	68	-	227	627	.362	-	-	121	177	.684	-	-	-	246	235	199	3	-	-	575	8.5	-
1951-52	66	2480	237	632	.375	-	-	142	190	.747	-	-	-	228	249	226	9	-	-	616	9.3	-
1952-53	70	2556	260	634	.410	-	-	224	287	.780	-	-	-	186	250	246	4	-	-	744	10.6	-
1953-54	69	2472	254	654	.388	-	-	176	243	.724	-	-	-	166	253	198	3	-	-	684	9.9	-
1954-55	72	2784	350	919	.381	-	-	276	359	.769	-	-	-	260	427	221	7	-	-	976	13.6	-
1955-56	72	2838	309	863	.358	-	-	329	395	.833	-	-	-	260	445	202	2	-	-	947	13.2	-
TOT	484	13130	1743	4631	.376	-	-	1327	1744	.761	-	-	-	1346	2007	1454	28	-	-	4813	9.9	-

PLAYOFFS		FG	FGA	PCT	3P	3A	PCT	FT	FTA	PCT	OFF	DEF	TOT	AST	PF	DQ	STL	TO	BLK	PTS	AVG	HI
G	MIN																					
1949-50	12	-	21	50	.420	-	-	14	24	.583	-	-	-	25	35	-	-	-	-	56	4.7	-
1950-51	7	-	18	51	.353	-	-	14	27	.519	-	-	-	42	25	20	-	-	-	50	7.1	-
1951-52	13	523	38	110	.345	-	-	41	56	.732	-	-	-	37	56	64	-	-	-	117	9.0	-
1952-53	12	453	41	103	.398	-	-	39	51	.765	-	-	-	31	43	49	-	-	-	121	10.1	-
1953-54	13	533	37	112	.330	-	-	52	70	.743	-	-	-	29	60	52	-	-	-	126	9.7	-
1954-55	7	315	28	94	.298	-	-	40	49	.816	-	-	-	28	31	23	-	-	-	96	13.7	-
1955-56	3	121	17	37	.459	-	-	20	24	.833	-	-	-	7	15	9	-	-	-	54	18.0	-
TOT	67	1945	200	557	.359	-	-	220	301	.731	-	-	-	174	255	252	-	-	-	620	9.3	-

WES MATTHEWS - 6-1, 170 - WISCONSIN

AUGUST 24, 1959

REGULAR SEASON																							
G	MIN	FG	FGA	PCT	3P	3A	PCT	FT	FTA	PCT	OFF	DEF	TOT	AST	PF	DQ	STL	TO	BLK	PTS	AVG	HI	
1986-87	50	532	89	187	.476	1	3	.333	29	36	.806	13	34	47	100	53	0	23	51	4	208	4.2	16
1987-88	51	706	114	248	.460	7	30	.233	54	65	.831	16	50	66	138	65	0	25	69	3	289	5.7	18
TOT	101	1238	203	435	.467	8	33	.242	83	101	.822	29	84	113	238	118	0	48	120	7	497	4.9	-
PLAYOFFS																							
G	MIN	FG	FGA	PCT	3P	3A	PCT	FT	FTA	PCT	OFF	DEF	TOT	AST	PF	DQ	STL	TO	BLK	PTS	AVG	HI	
1986-87	12	61	11	23	.478	0	1	.000	6	7	.857	0	4	4	9	-	-	1	13	0	28	2.3	-
1987-88	10	27	2	5	.400	0	1	.000	8	10	.800	0	1	1	2	-	-	1	3	0	12	1.2	-
TOT	22	88	13	28	.464	0	2	.000	14	17	.824	0	5	5	11	-	-	2	16	0	40	1.8	-

DJ MBENGA - 7-0, 255 - DEMOCRATIC REPUBLIC OF THE CONGO

DECEMBER 30, 1980

REGULAR SEASON																							
	G	MIN	FG	FGA	PCT	3P	3A	PCT	FT	FTA	PCT	OFF	DEF	TOT	AST	PF	DQ	STL	TO	BLK	PTS	AVG	HI
2007-08	26	196	30	61	.492	0	0	-	4	10	.400	15	26	41	6	38	1	4	8	16	64	2.5	8
2008-09	23	181	27	57	.474	0	1	.000	7	8	.875	9	2	31	9	33	0	10	13	24	61	2.7	10
2009-10	49	355	48	103	.466	0	0	-	9	19	.474	32	55	87	8	54	0	5	15	29	105	2.1	11
TOT	98	732	105	221	.475	0	1	.000	20	37	.541	56	83	159	23	125	1	19	36	69	230	2.3	-

PLAYOFFS																							
	G	MIN	FG	FGA	PCT	3P	3A	PCT	FT	FTA	PCT	OFF	DEF	TOT	AST	PF	DQ	STL	TO	BLK	PTS	AVG	HI
2007-08	7	30	5	8	.625	0	0	-	0	0	-	3	6	9	0	-	-	2	1	1	10	1.4	-
2008-09	7	16	1	6	.167	0	0	-	0	0	-	0	3	3	0	-	-	0	2	2	2	0.3	-
2009-10	3	12	2	6	.333	0	0	-	1	1	1.000	0	5	5	1	-	-	0	0	0	5	1.7	-
TOT	17	58	8	20	.400	0	0	-	1	1	1.000	3	14	17	1	-	-	2	3	3	17	1.0	-

BOB MCADOO - 6-9, 210 - NORTH CAROLINA

SEPTEMBER 15, 1951

REGULAR SEASON																							
	G	MIN	FG	FGA	PCT	3P	3A	PCT	FT	FTA	PCT	OFF	DEF	TOT	AST	PF	DQ	STL	TO	BLK	PTS	AVG	HI
1981-82	41	746	151	330	.458	0	5	.000	90	126	.714	45	114	159	32	109	1	22	51	36	392	9.6	30
1982-83	47	1019	292	562	.520	0	1	.000	119	163	.730	76	171	247	39	153	2	40	68	40	703	15.0	26
1983-84	70	1456	352	748	.471	0	5	.000	212	264	.803	82	207	289	74	182	0	42	127	50	916	13.1	32
1984-85	66	1254	284	546	.520	0	1	.000	122	162	.753	79	216	295	67	170	0	18	95	53	690	10.5	22
TOT	224	4475	1079	2186	.494	0	12	.000	543	715	.759	282	708	990	212	614	3	122	341	179	2701	12.1	-
PLAYOFFS																							
	G	MIN	FG	FGA	PCT	3P	3A	PCT	FT	FTA	PCT	OFF	DEF	TOT	AST	PF	DQ	STL	TO	BLK	PTS	AVG	HI
1981-82	14	388	101	179	.564	0	0	-	32	47	.681	21	74	95	22	-	-	10	35	21	234	16.7	-
1982-83	8	166	37	84	.440	2	6	.333	11	14	.786	15	31	46	5	-	-	11	10	87	10.9	-	
1983-84	20	447	111	215	.516	0	1	.000	57	81	.704	30	78	108	12	-	-	12	39	27	279	14.0	-
1984-85	19	398	91	193	.472	0	1	.000	35	47	.745	25	61	86	15	-	-	9	32	26	217	11.4	-
TOT	61	1399	340	671	.507	2	8	.250	135	189	.714	91	244	335	54	-	-	42	116	84	817	13.4	-

MEL MCCANTS - 6-8, 240 - PURDUE

AUGUST 19, 1967

REGULAR SEASON																							
G	MIN	FG	FGA	PCT	3P	3A	PCT	FT	FTA	PCT	OFF	DEF	TOT	AST	PF	DQ	STL	TO	BLK	PTS	AVG	HI	
1989-90	13	65	8	26	.308	0	0	-	6	8	.750	1	5	6	2	11	0	3	1	1	22	1.7	4
PLAYOFFS																							
G	MIN	FG	FGA	PCT	3P	3A	PCT	FT	FTA	PCT	OFF	DEF	TOT	AST	PF	DQ	STL	TO	BLK	PTS	AVG	HI	
1989-90	2	5	0	0	-	0	0	-	0	0	-	0	0	0	0	-	-	0	0	0	0.0	-	



ALL-TIME ROSTER WITH STATISTICS

WILLIE MCCARTER - 6-3, 175 - DRAKE

JULY 26, 1946

REGULAR SEASON

	G	MIN	FG	FGA	PCT	3P	3A	PCT	FT	FTA	PCT	OFF	DEF	TOT	AST	PF	DQ	STL	TO	BLK	PTS	AVG	HI
1969-70	40	861	132	349	.378	-	-	-	43	60	.717	-	-	83	93	71	0	-	-	-	307	7.7	-
1970-71	76	1369	247	592	.417	-	-	-	46	77	.597	-	-	122	126	152	0	-	-	-	540	7.1	-
TOT	116	2230	379	941	.403	-	-	-	89	137	.650	-	-	205	219	223	0	-	-	-	847	7.3	-

PLAYOFFS

	G	MIN	FG	FGA	PCT	3P	3A	PCT	FT	FTA	PCT	OFF	DEF	TOT	AST	PF	DQ	STL	TO	BLK	PTS	AVG	HI
1969-70	5	14	3	7	.429	-	-	-	1	1	1.000	-	-	3	3	-	-	-	-	-	7	1.4	-
1970-71	12	232	27	76	.355	-	-	-	1	6	.167	-	-	26	17	-	-	-	-	-	55	4.6	-
TOT	17	246	30	83	.361	-	-	-	2	7	.286	-	-	29	20	-	-	-	-	-	62	3.6	-

GEORGE MCCLOUD - 6-8, 225 - FLORIDA STATE

MAY 27, 1967

REGULAR SEASON

	G	MIN	FG	FGA	PCT	3P	3A	PCT	FT	FTA	PCT	OFF	DEF	TOT	AST	PF	DQ	STL	TO	BLK	PTS	AVG	HI
1996-97	23	286	34	96	.354	21	49	.429	6	9	.667	7	29	36	17	20	0	9	9	0	95	4.1	16

JELANI MCCOY - 6-10, 245 - UCLA

DECEMBER 6, 1977

REGULAR SEASON

	G	MIN	FG	FGA	PCT	3P	3A	PCT	FT	FTA	PCT	OFF	DEF	TOT	AST	PF	DQ	STL	TO	BLK	PTS	AVG	HI
2001-02	21	104	12	21	.571	0	0	-	2	8	.250	8	17	25	7	14	0	0	8	5	26	1.2	6

JIM MCDANIELS - 6-11, 230 - WESTERN KENTUCKY

APRIL 2, 1948

REGULAR SEASON

	G	MIN	FG	FGA	PCT	3P	3A	PCT	FT	FTA	PCT	OFF	DEF	TOT	AST	PF	DQ	STL	TO	BLK	PTS	AVG	HI
1975-76	35	242	41	102	.402	-	-	-	9	9	1.000	26	48	74	15	40	1	4	-	10	91	2.6	12

JAVAL MC GEE - 7-0, 270 - NEVADA

JANUARY 19, 1988

REGULAR SEASON

	G	MIN	FG	FGA	PCT	3P	3A	PCT	FT	FTA	PCT	OFF	DEF	TOT	AST	PF	DQ	STL	TO	BLK	PTS	AVG	HI
1975-76	75	1671	400	641	.624	1	12	.083	96	152	.632	195	371	566	52	208	3	47	108	148	897	12.0	33

MIKE MCGEE - 6-5, 205 - MICHIGAN

JULY 29, 1959

REGULAR SEASON

	G	MIN	FG	FGA	PCT	3P	3A	PCT	FT	FTA	PCT	OFF	DEF	TOT	AST	PF	DQ	STL	TO	BLK	PTS	AVG	HI
1981-82	39	352	80	172	.465	0	4	.000	31	53	.585	34	15	49	16	59	0	18	34	3	191	4.9	27
1982-83	39	381	69	163	.423	1	7	.143	17	23	.739	33	20	53	26	50	1	11	27	5	156	4.0	19
1983-84	77	1425	347	584	.594	2	13	.154	61	113	.540	117	76	193	81	176	0	49	111	6	757	9.8	33
1984-85	76	1170	329	612	.538	22	61	.361	94	160	.588	97	68	165	71	147	1	39	81	7	774	10.2	41
1985-86	71	1213	252	544	.463	41	114	.360	42	64	.656	51	89	140	83	131	0	53	70	7	587	8.3	34
TOT	302	4541	1077	2075	.519	66	199	.332	245	413	.593	332	268	600	277	563	2	170	323	28	2465	8.2	-

PLAYOFFS

	G	MIN	FG	FGA	PCT	3P	3A	PCT	FT	FTA	PCT	OFF	DEF	TOT	AST	PF	DQ	STL	TO	BLK	PTS	AVG	HI
1981-82	4	10	6	13	.462	0	1	.000	0	0	-	3	0	3	0	-	-	0	1	0	12	3.0	-
1982-83	6	25	4	11	.364	1	1	1.000	3	4	.750	5	2	7	1	-	-	0	4	0	12	2.0	-
1983-84	17	370	90	157	.573	6	17	.353	25	39	.641	22	12	34	23	-	-	11	27	1	211	12.4	-
1984-85	17	260	76	142	.535	9	18	.500	29	42	.690	20	16	36	12	-	-	7	14	1	190	11.2	-
1985-86	6	28	8	18	.444	0	3	.000	0	4	.000	3	2	5	2	-	-	0	2	0	16	2.7	-
TOT	50	693	184	341	.540	16	40	.400	57	89	.640	53	32	85	38	-	-	18	48	2	441	8.8	-

BILL MCGILL - 6-9, 225 - UTAH

SEPTEMBER 16, 1939

REGULAR SEASON

	G	MIN	FG	FGA	PCT	3P	3A	PCT	FT	FTA	PCT	OFF	DEF	TOT	AST	PF	DQ	STL	TO	BLK	PTS	AVG	HI
1964-65	8	37	7	20	.350	-	-	-	1	1	1.000	-	-	12	3	6	0	-	-	-	15	1.9	-

PLAYOFFS

	G	MIN	FG	FGA	PCT	3P	3A	PCT	FT	FTA	PCT	OFF	DEF	TOT	AST	PF	DQ	STL	TO	BLK	PTS	AVG	HI
1964-65	5	34	5	9	.556	-	-	-	1	1	1.000	-	-	9	2	-	-	-	-	-	11	2.2	-

KEVIN MCKENNA - 6-5, 195 - CREIGHTON

JANUARY 8, 1959

REGULAR SEASON

	G	MIN	FG	FGA	PCT	3P	3A	PCT	FT	FTA	PCT	OFF	DEF	TOT	AST	PF	DQ	STL	TO	BLK	PTS	AVG	HI
1981-82	36	237	28	87	.322	0	2	.000	11	17	.647	18	11	29	14	45	0	10	20	2	67	1.9	8

AARON MCKIE - 6-5, 209 - TEMPLE

OCTOBER 2, 1972

REGULAR SEASON

	G	MIN	FG	FGA	PCT	3P	3A	PCT	FT	FTA	PCT	OFF	DEF	TOT	AST	PF	DQ	STL	TO	BLK	PTS	AVG	HI
2005-06	14	121	3	12	.250	0	2	.000	1	2	.500	3	17	20	11	7	0	5	2	0	7	0.5	2
2006-07	10	131	11	17	.647	0	0	-	0	0	-	1	17	18	13	14	0	4	8	0	22	2.2	12
TOT	24	252	14	29	.483	0	2	.000	1	2	.500	4	34	38	24	21	0	9	10	0	29	1.2	-

PLAYOFFS

	G	MIN	FG	FGA	PCT	3P	3A	PCT	FT	FTA	PCT	OFF	DEF	TOT	AST	PF	DQ	STL	TO	BLK	PTS	AVG	HI
2005-06	1	8	0	0	-	0	0	-	0	0	-	0	0	0	0	-	-	0	0	0	0.0	-	-

ALL-TIME ROSTER WITH STATISTICS

JIM MCMILLIAN - 6-5, 225 - COLUMBIA

MARCH 11, 1948

REGULAR SEASON																			
G	MIN	FG	FGA	PCT	3P	3A	PCT	FT	FTA	PCT	OFF	DEF	TOT	AST	PF	DQ	STL	TO	BLK
1970-71	81	1747	289	629	.459	-	-	-	100	130	.769	-	-	330	133	122	1	-	-
1971-72	80	3050	642	1331	.482	-	-	-	219	277	.791	-	-	522	209	209	0	-	-
1972-73	81	2953	655	1431	.458	-	-	-	223	264	.845	-	-	447	221	176	0	-	-
TOT	242	7750	1586	3391	.468	-	-	-	542	671	.808	-	-	1299	563	507	1	-	-
PLAYOFFS																			
G	MIN	FG	FGA	PCT	3P	3A	PCT	FT	FTA	PCT	OFF	DEF	TOT	AST	PF	DQ	STL	TO	BLK
1970-71	12	522	79	181	.436	-	-	-	23	34	.676	-	-	65	22	-	-	-	-
1971-72	15	624	113	253	.447	-	-	-	60	70	.857	-	-	85	22	-	-	-	-
1972-73	17	630	143	307	.466	-	-	-	55	75	.733	-	-	82	37	-	-	-	-
TOT	44	1776	335	741	.452	-	-	-	138	179	.771	-	-	232	81	-	-	-	-

MARK MCNAMARA - 6-11, 235 - CALIFORNIA

JUNE 8, 1959

REGULAR SEASON																			
G	MIN	FG	FGA	PCT	3P	3A	PCT	FT	FTA	PCT	OFF	DEF	TOT	AST	PF	DQ	STL	TO	BLK
1988-89	39	318	32	64	.500	0	0	-	49	78	.628	38	62	100	10	51	0	4	24
1989-90	33	190	38	86	.442	0	0	-	26	40	.650	22	41	63	3	31	1	2	21
TOT	72	508	70	150	.467	0	0	-	75	118	.636	60	103	163	13	82	1	6	45
PTS																			
1988-89	39	318	32	64	.500	0	0	-	49	78	.628	38	62	100	10	51	0	4	24
1989-90	33	190	38	86	.442	0	0	-	26	40	.650	22	41	63	3	31	1	2	21
TOT	72	508	70	150	.467	0	0	-	75	118	.636	60	103	163	13	82	1	6	45
PTS																			
1988-89	3	7	1	2	.500	0	0	-	1	2	.500	0	1	1	0	-	0	0	3
1989-90	2	5	1	4	.250	0	0	-	0	0	-	0	1	1	0	-	0	0	2
TOT	5	12	2	6	.333	0	0	-	1	2	.500	0	2	2	0	-	0	0	5
PTS																			
1988-89	3	7	1	2	.500	0	0	-	1	2	.500	0	1	1	0	-	0	0	3
1989-90	2	5	1	4	.250	0	0	-	0	0	-	0	1	1	0	-	0	0	2
TOT	5	12	2	6	.333	0	0	-	1	2	.500	0	2	2	0	-	0	0	5

BOB MCNEILL - 6-1, 180 - ST. JOSEPH'S

OCTOBER 22, 1938

REGULAR SEASON																			
G	MIN	FG	FGA	PCT	3P	3A	PCT	FT	FTA	PCT	OFF	DEF	TOT	AST	PF	DQ	STL	TO	BLK
1961-62	29	229	22	60	.367	-	-	-	8	12	.667	-	-	23	40	25	0	-	-
TOT	29	229	22	60	.367	-	-	-	8	12	.667	-	-	23	40	25	0	-	-
PTS																			
1961-62	5	20	4	7	.571	0	0	-	1	2	.500	-	6	5	-	-	-	-	9
TOT	5	20	4	7	.571	0	0	-	1	2	.500	-	6	5	-	-	-	-	9

JOSH MCROBERTS - 6-10, 240 - DUKE

FEBRUARY 28, 1987

REGULAR SEASON																			
G	MIN	FG	FGA	PCT	3P	3A	PCT	FT	FTA	PCT	OFF	DEF	TOT	AST	PF	DQ	STL	TO	BLK
2011-12	50	718	56	118	.475	3	7	.429	23	36	.639	61	110	171	51	74	0	15	31
TOT	50	718	56	118	.475	3	7	.429	23	36	.639	61	110	171	51	74	0	15	31
PTS																			
2011-12	6	16	1	4	.250	0	1	.000	0	0	-	0	4	4	1	1	0	0	2
TOT	6	16	1	4	.250	0	1	.000	0	0	-	0	4	4	1	1	0	0	2

STANISLAV MEDVEDENKO - 6-10, 253 - UKRAINE

APRIL 4, 1979

REGULAR SEASON																			
G	MIN	FG	FGA	PCT	3P	3A	PCT	FT	FTA	PCT	OFF	DEF	TOT	AST	PF	DQ	STL	TO	BLK
2000-01	7	39	12	25	.480	1	1	1.000	7	12	.583	1	8	9	2	9	0	1	3
2001-02	71	729	145	304	.477	0	4	.000	41	62	.661	85	73	158	43	119	0	29	42
2002-03	58	620	112	258	.434	0	2	.000	31	43	.721	66	75	141	18	118	0	11	37
2003-04	68	1442	237	537	.441	0	3	.000	89	116	.767	148	195	343	57	191	1	38	59
2004-05	43	423	71	156	.455	0	1	.000	23	28	.821	31	48	79	13	64	0	9	13
2005-06	2	6	1	2	.500	0	0	-	0	0	-	0	0	1	1	0	0	0	2
TOT	249	3259	578	1282	.451	1	11	.091	191	261	.732	331	399	730	134	502	1	88	154
PTS																			
2000-01	7	39	12	25	.480	1	1	1.000	7	12	.583	1	8	9	2	9	0	1	3
2001-02	71	729	145	304	.477	0	4	.000	41	62	.661	85	73	158	43	119	0	29	42
2002-03	58	620	112	258	.434	0	2	.000	31	43	.721	66	75	141	18	118	0	11	37
2003-04	68	1442	237	537	.441	0	3	.000	89	116	.767	148	195	343	57	191	1	38	59
2004-05	43	423	71	156	.455	0	1	.000	23	28	.821	31	48	79	13	64	0	9	13
2005-06	2	6	1	2	.500	0	0	-	0	0	-	0	0	1	1	0	0	0	2
TOT	249	3259	578	1282	.451	1	11	.091	191	261	.732	331	399	730	134	502	1	88	154
PTS																			
2001-02	7	21	3	5	.600	0	0	-	0	0	-	1	3	4	0	-	0	1	0
2002-03	9	73	15	27	.556	0	0	-	4	6	.667	4	14	18	1	-	1	3	1
2003-04	21	237	33	75	.440	0	0	-	17	21	.810	23	30	53	10	-	4	5	4
TOT	37	331	51	107	.477	0	0	-	21	27	.778	28	47	75	11	-	5	9	5

JODIE MEEKS - 6-4, 210 - KENTUCKY

AUGUST 21, 1987

REGULAR SEASON																			
G	MIN	FG	FGA	PCT	3P	3A	PCT	FT	FTA	PCT	OFF	DEF	TOT	AST	PF	DQ	STL	TO	BLK
2012-13	78	1663	205	530	.387	122	342	.357	86	96	.896	37	134	171	69	103	0	58	52
2013-14	77	2556	413	892	.463	162	404	.401	221	258	.857	30	164	194	138	119	0	111	111
TOT	155	4219	618	1422	.435	284	746	.381	307	354	.867	67	298	365	207	222	0	169	163
PTS																			
2012-13	1	20	1	4	.250	0	2	.000	2	2	1.000	1	1	2	0	2	0	1	2
TOT	1	20	1	4	.250	0	2	.000	2	2	1.000	1	1	2	0	2	0	1	2

CLIFF MEELY - 6-8, 215 - COLORADO

JULY 10, 1947

REGULAR SEASON																			
G	MIN	FG	FGA	PCT	3P	3A	PCT	FT	FTA	PCT	OFF	DEF	TOT	AST	PF	DQ	STL	TO	BLK
1975-76	20	139	20	51	.392	-	-	-	24	32	.750	10	35	45	9	30	0	5	-
TOT	20	139	20	51	.392	-	-	-	24	32	.750	10	35	45	9	30	0	5	-
PTS																			
1975-76	20	139	20	51	.392	-	-	-	24	32	.750	10	35	45	9	30	0	5	-
TOT	20	139	20	51	.392	-	-	-	24	32	.750	10	35	45	9	30	0	5	-



ALL-TIME ROSTER WITH STATISTICS

CHUCK MENCEL - 6-0, 170 - MINNESOTA

APRIL 21, 1933

REGULAR SEASON

	G	MIN	FG	FGA	PCT	3P	3A	PCT	FT	FTA	PCT	OFF	DEF	TOT	AST	PF	DQ	STL	TO	BLK	PTS	AVG	HI
1955-56	69	973	120	375	.320	-	-	-	78	96	.813	-	-	110	132	74	1	-	-	-	318	4.6	-
1956-57	72	1848	243	688	.353	-	-	-	179	240	.746	-	-	237	201	95	0	-	-	-	865	9.2	-
TOT	141	2821	363	1063	.341	-	-	-	257	336	.765	-	-	347	333	169	1	-	-	-	983	7.0	-

PLAYOFFS

	G	MIN	FG	FGA	PCT	3P	3A	PCT	FT	FTA	PCT	OFF	DEF	TOT	AST	PF	DQ	STL	TO	BLK	PTS	AVG	HI
1955-56	3	52	10	19	.526	-	-	-	6	7	.857	-	-	5	8	-	-	-	-	-	26	8.7	-
1956-57	5	98	9	36	.250	-	-	-	7	9	.778	-	-	13	6	-	-	-	-	-	25	5.0	-
TOT	8	150	19	55	.345	-	-	-	13	16	.813	-	-	18	14	-	-	-	-	-	51	6.4	-

CHRIS MIHM - 7-0, 265 - TEXAS

JULY 16, 1979

REGULAR SEASON

	G	MIN	FG	FGA	PCT	3P	3A	PCT	FT	FTA	PCT	OFF	DEF	TOT	AST	PF	DQ	STL	TO	BLK	PTS	AVG	HI
2004-05	75	1870	280	552	.507	0	2	.000	175	258	.678	197	305	502	50	237	1	14	110	108	735	9.8	25
2005-06	59	1541	230	459	.501	0	0	-	144	201	.716	137	236	373	61	214	5	16	83	73	604	10.2	21
2006-07	-	-	-	-	-	-	-	-	-	-	-	-	-	-	-	-	-	-	-	-	-	-	-
2007-08	23	278	32	95	.337	0	0	-	18	27	.667	28	49	77	13	42	0	4	17	14	82	3.6	11
2008-09	18	105	15	40	.375	0	0	-	6	7	.857	15	19	34	10	23	0	1	10	6	36	2.0	10
TOT	175	3794	557	1146	.486	0	2	.000	343	493	.696	377	609	986	134	516	6	35	220	201	1457	8.3	-

PLAYOFFS

	G	MIN	FG	FGA	PCT	3P	3A	PCT	FT	FTA	PCT	OFF	DEF	TOT	AST	PF	DQ	STL	TO	BLK	PTS	AVG	HI
2007-08	1	3	0	1	.000	0	0	-	0	0	-	0	0	0	0	-	-	0	1	0	0	0.0	-

GEORGE MIKAN - 6-10, 245 - DEPAUL

JUNE 18, 1924

REGULAR SEASON

	G	MIN	FG	FGA	PCT	3P	3A	PCT	FT	FTA	PCT	OFF	DEF	TOT	AST	PF	DQ	STL	TO	BLK	PTS	AVG	HI
1948-49	60	-	583	1403	.416	-	-	-	532	689	.772	-	-	-	218	260	-	-	-	-	1698	28.3	-
1949-50	68	-	649	1595	.407	-	-	-	567	728	.779	-	-	-	197	297	-	-	-	-	1865	27.4	-
1950-51	68	-	678	1584	.428	-	-	-	576	717	.803	-	-	-	958	208	308	14	-	-	1932	28.4	-
1951-52	64	2572	565	1414	.399	-	-	-	433	555	.780	-	-	-	866	194	286	14	-	-	1523	23.8	-
1952-53	70	2651	500	1252	.399	-	-	-	442	567	.780	-	-	-	1007	201	290	12	-	-	1442	20.6	-
1953-54	72	2362	441	1160	.380	-	-	-	424	546	.777	-	-	-	1028	174	268	4	-	-	1306	18.1	-
1955-56	37	765	148	375	.395	-	-	-	94	122	.770	-	-	-	308	53	153	6	-	-	390	10.5	-
TOT	439	8350	3544	8783	.404	-	-	-	3068	3924	.782	-	-	4167	1245	1862	50	-	-	-	10156	23.1	-

PLAYOFFS

	G	MIN	FG	FGA	PCT	3P	3A	PCT	FT	FTA	PCT	OFF	DEF	TOT	AST	PF	DQ	STL	TO	BLK	PTS	AVG	HI
1948-49	10	-	103	227	.454	-	-	-	97	121	.802	-	-	-	21	-	-	-	-	-	303	30.3	-
1949-50	12	-	121	316	.383	-	-	-	134	170	.788	-	-	-	36	-	-	-	-	-	376	31.3	-
1950-51	7	-	62	152	.408	-	-	-	44	55	.800	-	-	-	74	9	-	-	-	-	168	24.0	-
1951-52	13	553	99	261	.379	-	-	-	109	138	.790	-	-	-	207	36	-	-	-	-	307	23.6	-
1952-53	12	463	78	213	.366	-	-	-	82	112	.732	-	-	-	185	23	-	-	-	-	238	19.8	-
1953-54	13	424	87	190	.458	-	-	-	78	96	.813	-	-	-	171	25	-	-	-	-	252	19.4	-
1955-56	3	60	13	35	.371	-	-	-	10	13	.769	-	-	-	28	5	-	-	-	-	36	12.0	-
TOT	70	1500	563	1394	.404	-	-	-	554	705	.786	-	-	665	155	-	-	-	-	-	1680	24.0	-

VERN MIKKELSEN - 6-7, 230 - HAMLINE

OCTOBER 21, 1928

REGULAR SEASON

	G	MIN	FG	FGA	PCT	3P	3A	PCT	FT	FTA	PCT	OFF	DEF	TOT	AST	PF	DQ	STL	TO	BLK	PTS	AVG	HI
1949-50	68	-	288	722	.399	-	-	-	215	286	.752	-	-	-	223	22	-	-	-	-	791	11.6	-
1950-51	64	-	359	893	.402	-	-	-	186	275	.676	-	-	-	655	181	260	13	-	-	904	14.1	-
1951-52	66	2345	363	866	.419	-	-	-	283	372	.761	-	-	-	681	180	282	16	-	-	1009	15.3	-
1952-53	70	2465	378	868	.435	-	-	-	291	387	.752	-	-	-	654	148	289	14	-	-	1047	15.0	-
1953-54	72	2247	288	771	.374	-	-	-	221	298	.742	-	-	-	615	119	264	7	-	-	797	11.1	-
1954-55	71	2559	440	1043	.422	-	-	-	447	598	.747	-	-	-	722	145	319	14	-	-	1327	18.7	-
1955-56	72	2100	317	821	.386	-	-	-	328	408	.804	-	-	-	608	173	319	17	-	-	962	13.4	-
1956-57	72	2198	322	854	.377	-	-	-	342	424	.807	-	-	-	630	121	312	18	-	-	986	13.7	-
1957-58	72	2390	439	1070	.410	-	-	-	370	471	.786	-	-	-	805	166	299	20	-	-	1248	17.3	-
1958-59	72	2139	353	904	.390	-	-	-	286	355	.806	-	-	-	570	159	246	8	-	-	992	13.8	-
TOT	699	18443	3547	8812	.403	-	-	-	2969	3874	.766	-	-	5940	1515	2812	127	-	-	-	10063	14.4	-

PLAYOFFS

	G	MIN	FG	FGA	PCT	3P	3A	PCT	FT	FTA	PCT	OFF	DEF	TOT	AST	PF	DQ	STL	TO	BLK	PTS	AVG	HI
1949-50	12	-	55	149	.369	-	-	-	46	60	.767	-	-	-	18	-	-	-	-	-	156	13.0	-
1950-51	7	-	39	96	.406	-	-	-	31	47	.660	-	-	-	67	17	-	-	-	-	109	15.6	-
1951-52	13	495	60	139	.432	-	-	-	53	64	.828	-	-	-	110	20	-	-	-	-	173	13.3	-
1952-53	12	400	44	133	.331	-	-	-	56	66	.848	-	-	-	104	24	-	-	-	-	144	12.0	-
1953-54	13	375	51	111	.459	-	-	-	31	36	.861	-	-	-	73	17	-	-	-	-	133	10.2	-
1954-55	7	209	30	85	.353	-	-	-	36	46	.783	-	-	-	78	13	-	-	-	-	96	13.7	-
1955-56	3	90	11	26	.423	-	-	-	18	20	.900	-	-	-	17	2	-	-	-	-	40	13.3	-
1956-57	5	162	33	83	.398	-	-	-	22	34	.647	-	-	-	43	17	-	-	-	-	88	17.6	-
1958-59	13	371	73	177	.412	-	-	-	56	73	.767	-	-	-	93	24	-	-	-	-	202	15.5	-
TOT	85	2102	396	999	.396	-	-	-	349	446	.783	-	-	585	152	-	-	-	-	-	1141	13.4	-

ALL-TIME ROSTER WITH STATISTICS

ANTHONY MILLER - 6-9, 255 - MICHIGAN STATE

OCTOBER 22, 1971

REGULAR SEASON

	G	MIN	FG	FGA	PCT	3P	3A	PCT	FT	FTA	PCT	OFF	DEF	TOT	AST	PF	DQ	STL	TO	BLK	PTS	AVG	HI
1994-95	46	527	70	132	.530	2	5	.400	47	76	.618	67	85	152	35	77	2	20	38	7	189	4.1	18
1995-96	27	123	15	35	.429	0	2	.000	6	10	.600	11	14	25	4	19	0	4	8	1	36	1.3	6
TOT	73	650	85	167	.509	2	7	.286	53	86	.616	78	99	177	39	96	2	24	46	8	225	3.1	24

PLAYOFFS

	G	MIN	FG	FGA	PCT	3P	3A	PCT	FT	FTA	PCT	OFF	DEF	TOT	AST	PF	DQ	STL	TO	BLK	PTS	AVG	HI
1994-95	4	15	0	2	.000	0	0	-	0	0	-	2	4	6	1	-	-	1	1	0	0	0.0	-

STEVE MIX - 6-7, 215 - TOLEDO

DECEMBER 30, 1947

REGULAR SEASON

	G	MIN	FG	FGA	PCT	3P	3A	PCT	FT	FTA	PCT	OFF	DEF	TOT	AST	PF	DQ	STL	TO	BLK	PTS	AVG	HI
1982-83	1	17	4	10	.400	0	0	-	1	1	1.000	1	0	1	2	1	0	0	0	0	9	9.0	9

PLAYOFFS

	G	MIN	FG	FGA	PCT	3P	3A	PCT	FT	FTA	PCT	OFF	DEF	TOT	AST	PF	DQ	STL	TO	BLK	PTS	AVG	HI
1982-83	8	26	2	5	.400	0	0	-	3	3	1.000	0	1	1	0	-	-	0	0	0	7	0.9	-

DARIUS MORRIS - 6-5, 195 - MICHIGAN

JANUARY 3, 1991

REGULAR SEASON

	G	MIN	FG	FGA	PCT	3P	3A	PCT	FT	FTA	PCT	OFF	DEF	TOT	AST	PF	DQ	STL	TO	BLK	PTS	AVG	HI
2011-12	19	169	18	42	.429	4	9	.444	6	9	.667	2	14	16	21	16	0	2	19	0	46	2.4	9
2012-13	48	683	73	188	.388	24	66	.364	24	37	.649	24	33	57	76	58	0	21	45	2	194	4.0	15
TOT	67	852	91	230	.396	28	75	.373	30	46	.652	26	47	73	97	74	0	23	64	2	240	3.6	-

PLAYOFFS

	G	MIN	FG	FGA	PCT	3P	3A	PCT	FT	FTA	PCT	OFF	DEF	TOT	AST	PF	DQ	STL	TO	BLK	PTS	AVG	HI
2011-12	4	8	3	3	1.000	1	1	1.000	3	4	.750	0	0	0	3	1	0	0	1	0	10	2.5	-
2012-13	4	105	16	35	.457	3	9	.333	7	9	.778	1	4	5	12	6	0	2	6	0	42	10.5	-
TOT	8	113	19	38	.500	4	10	.400	10	13	.769	1	4	5	15	7	0	2	7	0	52	6.5	-

ADAM MORRISON - 6-8, 205 - GONZAGA

JULY 19, 1984

REGULAR SEASON

	G	MIN	FG	FGA	PCT	3P	3A	PCT	FT	FTA	PCT	OFF	DEF	TOT	AST	PF	DQ	STL	TO	BLK	PTS	AVG	HI
2008-09	8	44	4	12	.333	1	4	.250	1	2	.500	2	6	8	3	4	0	0	3	0	10	1.3	5
2009-10	31	241	32	85	.376	5	21	.238	5	8	.625	10	22	32	18	17	0	3	10	2	74	2.4	7
TOT	39	285	36	97	.371	6	25	.240	6	10	.600	12	28	40	21	21	0	3	13	2	84	2.2	-

PLAYOFFS

	G	MIN	FG	FGA	PCT	3P	3A	PCT	FT	FTA	PCT	OFF	DEF	TOT	AST	PF	DQ	STL	TO	BLK	PTS	AVG	HI
2009-10	2	13	4	9	.444	0	2	.000	0	0	-	2	3	5	1	-	-	0	0	0	8	4.0	-

TIMOFEY MOZGOV - 7-1, 275 - KHIKMI MOSCOW (RUSSIA)

JULY 16, 1986

REGULAR SEASON

	G	MIN	FG	FGA	PCT	3P	3A	PCT	FT	FTA	PCT	OFF	DEF	TOT	AST	PF	DQ	STL	TO	BLK	PTS	AVG	HI
2016-17	54	1104	169	328	.515	0	1	.000	63	78	.808	104	160	264	43	133	2	16	72	31	401	7.4	20

ERWIN MUELLER - 6-8, 230 - SAN FRANCISCO

MARCH 12, 1944

REGULAR SEASON

	G	MIN	FG	FGA	PCT	3P	3A	PCT	FT	FTA	PCT	OFF	DEF	TOT	AST	PF	DQ	STL	TO	BLK	PTS	AVG	HI
1967-68	39	973	132	254	.520	-	-	-	61	103	.592	-	-	222	78	86	2	-	-	-	325	8.3	-

PLAYOFFS

	G	MIN	FG	FGA	PCT	3P	3A	PCT	FT	FTA	PCT	OFF	DEF	TOT	AST	PF	DQ	STL	TO	BLK	PTS	AVG	HI
1967-68	14	250	20	59	.339	-	-	-	5	14	.357	-	-	54	18	-	-	-	-	-	45	3.2	-

ALLEN MURPHY - 6-5, 190 - LOUISVILLE

JULY 15, 1952

REGULAR SEASON

	G	MIN	FG	FGA	PCT	3P	3A	PCT	FT	FTA	PCT	OFF	DEF	TOT	AST	PF	DQ	STL	TO	BLK	PTS	AVG	HI
1976-77	2	18	1	5	.200	-	-	-	3	7	.429	3	1	4	0	5	0	0	-	0	5	2.5	3

TROY MURPHY - 6-11, 245 - NOTRE DAME

MAY 2, 1980

REGULAR SEASON

	G	MIN	FG	FGA	PCT	3P	3A	PCT	FT	FTA	PCT	OFF	DEF	TOT	AST	PF	DQ	STL	TO	BLK	PTS	AVG	HI
2011-12	59	956	77	171	.450	28	67	.418	6	9	.667	40	151	191	51	98	1	15	26	16	188	3.2	12

PLAYOFFS

	G	MIN	FG	FGA	PCT	3P	3A	PCT	FT	FTA	PCT	OFF	DEF	TOT	AST	PF	DQ	STL	TO	BLK	PTS	AVG	HI
2011-12	4	15	1	1	1.000	1	1	1.000	0	0	-	0	3	3	0	0	0	0	2	0	3	0.8	-

TRACY MURRAY - 6-7, 230 - UCLA

JULY 25, 1971

REGULAR SEASON

	G	MIN	FG	FGA	PCT	3P	3A	PCT	FT	FTA	PCT	OFF	DEF	TOT	AST	PF	DQ	STL	TO	BLK	PTS	AVG	HI
2002-03	31	193	23	71	.324	8	38	.211	7	9	.778	5	18	23	12	22	0	5	14	3	61	2.0	11

MIKE MUSCALA - 6-11, 240 - BUCKNELL

JULY 1, 1991

REGULAR SEASON

	G	MIN	FG	FGA	PCT	3P	3A	PCT	FT	FTA	PCT	OFF	DEF	TOT	AST	PF	DQ	STL	TO	BLK	PTS	AVG	HI
2018-19	17	265	36	83	.434	21	57	.368	7	8	.875	6	38	44	14	18	0	4	5	11	100	5.9	16



ALL-TIME ROSTER WITH STATISTICS

SVIATOSLAV MYKHAILIUK - 6-8, 205 - KANSAS

JUNE 10, 1997

REGULAR SEASON

	G	MIN	FG	FGA	PCT	3P	3A	PCT	FT	FTA	PCT	OFF	DEF	TOT	AST	PF	DQ	STL	TO	BLK	PTS	AVG	HI
2018-19	39	420	44	132	.333	27	85	.318	12	20	.600	8	26	34	33	25	0	13	20	1	127	3.3	12

LARRY NANCE JR. - 6-9, 230 - WYOMING

JANUARY 1, 1993

REGULAR SEASON

	G	MIN	FG	FGA	PCT	3P	3A	PCT	FT	FTA	PCT	OFF	DEF	TOT	AST	PF	DQ	STL	TO	BLK	PTS	AVG	HI
2015-16	63	1266	158	300	.527	1	10	.100	32	47	.681	101	211	312	44	124	0	54	41	23	349	5.5	17
2016-17	63	1442	190	361	.526	10	36	.278	59	80	.738	120	249	369	96	149	0	82	56	39	449	7.1	18
2017-18	42	922	152	253	.601	1	4	.250	55	87	.632	108	176	284	57	113	0	59	41	20	360	8.6	18
TOT	168	3630	500	914	.547	12	50	.240	146	214	.682	329	636	965	197	386	0	195	138	82	1158	6.9	-

COTTON NASH - 6-6, 220 - KENTUCKY

JULY 24, 1942

REGULAR SEASON

G	MIN	FG	FGA	PCT	3P	3A	PCT	FT	FTA	PCT	OFF	DEF	TOT	AST	PF	DQ	STL	TO	BLK	PTS	AVG	HI
1964-65	25	167	14	57	.246	-	-	-	25	32	.781	-	-	35	10	30	0	-	-	53	2.1	-

STEVE NASH - 6-3, 180 - SANTA CLARA

FEBRUARY 7, 1974

REGULAR SEASON

	G	MIN	FG	FGA	PCT	3P	3A	PCT	FT	FTA	PCT	OFF	DEF	TOT	AST	PF	DQ	STL	TO	BLK	PTS	AVG	HI
2012-13	50	1627	236	475	.497	57	130	.438	107	116	.922	26	116	142	333	70	0	30	126	5	636	12.7	22
2013-14	15	313	36	94	.383	8	24	.333	22	24	.917	4	25	29	86	18	0	7	31	2	102	6.8	19
TOT	65	1940	272	569	.478	65	154	.422	129	140	.921	30	141	171	419	88	0	37	157	7	738	11.4	-

PLAYOFFS

	G	MIN	FG	FGA	PCT	3P	3A	PCT	FT	FTA	PCT	OFF	DEF	TOT	AST	PF	DQ	STL	TO	BLK	PTS	AVG	HI
2012-13	2	61	10	23	.435	0	3	.000	5	5	1.000	2	3	5	9	2	0	0	3	0	25	12.5	16

SWEN NATER - 6-11, 250 - UCLA

JANUARY 14, 1950

REGULAR SEASON

	G	MIN	FG	FGA	PCT	3P	3A	PCT	FT	FTA	PCT	OFF	DEF	TOT	AST	PF	DQ	STL	TO	BLK	PTS	AVG	HI
1983-84	69	829	124	253	.490	0	1	.000	63	91	.692	81	183	264	27	150	0	25	68	7	311	4.5	19

PLAYOFFS

	G	MIN	FG	FGA	PCT	3P	3A	PCT	FT	FTA	PCT	OFF	DEF	TOT	AST	PF	DQ	STL	TO	BLK	PTS	AVG	HI
1983-84	17	146	19	38	.500	0	0	-	20	26	.769	16	24	40	1	-	-	1	8	2	58	3.4	-

DON NELSON - 6-6, 210 - IOWA

MAY 15, 1940

REGULAR SEASON

	G	MIN	FG	FGA	PCT	3P	3A	PCT	FT	FTA	PCT	OFF	DEF	TOT	AST	PF	DQ	STL	TO	BLK	PTS	AVG	HI
1963-64	80	1406	135	323	.418	-	-	-	149	201	.741	-	-	323	76	181	1	-	-	-	419	5.2	-
1964-65	39	238	36	95	.424	-	-	-	20	26	.769	-	-	73	24	40	1	-	-	-	92	2.4	-
TOT	119	1644	171	408	.419	-	-	-	169	227	.744	-	-	396	100	221	2	-	-	-	511	4.3	-

PLAYOFFS

	G	MIN	FG	FGA	PCT	3P	3A	PCT	FT	FTA	PCT	OFF	DEF	TOT	AST	PF	DQ	STL	TO	BLK	PTS	AVG	HI
1963-64	5	56	7	13	.538	-	-	-	3	3	1.000	-	-	13	2	-	-	-	-	-	17	3.4	-
1964-65	11	212	24	53	.453	-	-	-	19	25	.760	-	-	59	19	-	-	-	-	-	67	6.1	-
TOT	16	268	31	66	.470	-	-	-	22	28	.786	-	-	72	21	-	-	-	-	-	84	5.3	-

JOHNNY NEUMANN - 6-6, 200 - MISSISSIPPI

SEPTEMBER 11, 1951

REGULAR SEASON

	G	MIN	FG	FGA	PCT	3P	3A	PCT	FT	FTA	PCT	OFF	DEF	TOT	AST	PF	DQ	STL	TO	BLK	PTS	AVG	HI
1976-77	59	888	146	363	.402	-	-	-	54	81	.667	19	44	63	137	127	2	28	-	8	346	5.9	24

PLAYOFFS

G	MIN	FG	FGA	PCT	3P	3A	PCT	FT	FTA	PCT	OFF	DEF	TOT	AST	PF	DQ	STL	TO	BLK	PTS	AVG	HI
1976-77	6	68	11	29	.379	-	-	-	2	4	.500	-	-	2	9	-	-	-	-	24	4.0	-

CHUCK NEVITT - 7-5, 250 - NORTH CAROLINA STATE

JUNE 13, 1959

REGULAR SEASON

	G	MIN	FG	FGA	PCT	3P	3A	PCT	FT	FTA	PCT	OFF	DEF	TOT	AST	PF	DQ	STL	TO	BLK	PTS	AVG	HI
1984-85	11	59	5	17	.294	0	0	-	2	8	.250	5	15	20	3	20	0	0	10	15	12	1.1	4
1985-86	4	25	3	11	.273	0	0	-	4	6	.667	3	4	7	2	6	0	2	5	2	10	2.5	4
TOT	15	84	8	28	.286	0	0	-	6	14	.429	8	19	27	5	26	0	2	15	17	22	1.5	-

PLAYOFFS

G	MIN	FG	FGA	PCT	3P	3A	PCT	FT	FTA	PCT	OFF	DEF	TOT	AST	PF	DQ	STL	TO	BLK	PTS	AVG	HI
1984-85	7	37	3	9	.333	0	0	-	4	8	.500	3	6	1	-	-	4	2	6	10	1.4	-

IRA NEWBLE - 6-7, 220 - MIAMI (OHIO)

JANUARY 20, 1975

REGULAR SEASON

	G	MIN	FG	FGA	PCT	3P	3A	PCT	FT	FTA	PCT	OFF	DEF	TOT	AST	PF	DQ	STL	TO	BLK	PTS	AVG	HI
2007-08	6	31	3	9	.333	1	2	.500	0	0	-	6	5	11	3	5	0	1	3	1	7	1.2	3

PLAYOFFS

G	MIN	FG	FGA	PCT	3P	3A	PCT	FT	FTA	PCT	OFF	DEF	TOT	AST	PF	DQ	STL	TO	BLK	PTS	AVG	HI
2007-08	1	1	0	0	-	0	0	-	0	0	-	0	0	0	-	-	0	0	0	0	0.0	-

ALL-TIME ROSTER WITH STATISTICS

NORM NIXON - 6-2, 175 - DUQUESNE

OCTOBER 11, 1955

REGULAR SEASON																			
G	MIN	FG	FGA	PCT	3P	3A	PCT	FT	FTA	PCT	OFF	DEF	TOT	AST	PF	DQ	STL	TO	BLK
1977-78	81	2779	496	.998	.497	-	-	-	115	161	.714	41	198	239	553	259	3	138	251
1978-79	82	3145	623	1149	.542	-	-	-	158	204	.775	48	183	231	737	250	6	201	231
1979-80	82	3226	624	1209	.516	1	8	.125	197	253	.779	52	177	229	642	241	1	147	288
1980-81	79	2962	576	1210	.476	2	12	.167	196	252	.778	64	168	232	696	226	2	146	285
1981-82	82	3024	628	1274	.493	3	12	.260	181	224	.808	38	138	176	652	264	3	132	238
1982-83	79	2711	533	1123	.475	0	13	.000	125	168	.744	61	144	205	566	176	1	104	237
TOT	485	17847	3480	6963	.500	6	45	.133	972	1262	.770	304	1008	1312	3846	1416	16	868	1530
PLAYOFFS																			
G	MIN	FG	FGA	PCT	3P	3A	PCT	FT	FTA	PCT	OFF	DEF	TOT	AST	PF	DQ	STL	TO	BLK
1977-78	3	92	11	24	.458	-	-	-	2	3	.667	-	-	9	16	-	-	4	-
1978-79	8	327	56	119	.471	-	-	-	11	15	.733	-	-	28	94	-	-	11	-
1979-80	16	448	114	239	.477	1	5	.200	41	51	.804	13	43	56	125	-	-	32	49
1980-81	3	133	25	49	.510	0	0	-	8	10	.800	1	10	11	26	-	-	1	5
1981-82	14	549	121	253	.478	1	3	.333	43	57	.754	13	30	43	114	-	-	23	34
1982-83	14	538	113	237	.477	3	7	.429	37	50	.740	13	35	48	90	-	-	18	34
TOT	58	2287	440	921	.478	5	15	.333	142	186	.763	40	118	195	465	-	-	89	122

DAVID NWABA - 6-4, 209 - CAL POLY-SAN LUIS OBISPO

JANUARY 14, 1993

REGULAR SEASON																			
G	MIN	FG	FGA	PCT	3P	3A	PCT	FT	FTA	PCT	OFF	DEF	TOT	AST	PF	DQ	STL	TO	BLK
2016-17	20	397	47	81	.580	1	5	.200	25	39	.641	17	46	63	14	36	0	12	11

LAMAR ODOM - 6-10, 230 - RHODE ISLAND

NOVEMBER 6, 1979

REGULAR SEASON																			
G	MIN	FG	FGA	PCT	3P	3A	PCT	FT	FTA	PCT	OFF	DEF	TOT	AST	PF	DQ	STL	TO	BLK
2004-05	64	2320	366	774	.473	36	117	.308	207	298	.695	134	519	653	238	211	3	42	161
2005-06	80	3221	445	925	.481	80	215	.372	216	313	.690	181	557	738	443	256	4	75	213
2006-07	56	2202	319	681	.468	54	182	.297	198	283	.700	102	445	547	270	182	5	53	163
2007-08	77	2921	417	795	.525	31	113	.274	229	328	.698	197	622	819	273	222	3	75	156
2008-09	78	2316	346	703	.492	33	103	.320	160	257	.623	176	461	637	204	235	5	77	138
2009-10	82	2585	342	739	.463	58	182	.319	140	202	.693	184	618	802	267	227	1	75	150
2010-11	82	2639	473	893	.530	68	178	.382	166	246	.675	175	535	710	249	200	1	47	139
TOT	519	18204	2708	5510	.491	360	1090	.330	1316	1927	.683	1149	3757	4906	1944	1533	22	444	1120
PLAYOFFS																			
G	MIN	FG	FGA	PCT	3P	3A	PCT	FT	FTA	PCT	OFF	DEF	TOT	AST	PF	DQ	STL	TO	BLK
2005-06	7	314	49	99	.495	6	30	.200	30	45	.667	15	62	77	34	-	-	3	23
2006-07	5	192	41	85	.482	3	11	.273	12	24	.500	20	45	65	11	-	-	2	10
2007-08	21	786	107	218	.491	3	11	.273	84	127	.661	47	162	209	62	-	-	14	47
2008-09	23	735	108	206	.524	18	35	.514	49	80	.613	64	146	210	42	-	-	16	39
2009-10	23	667	91	194	.469	10	41	.244	30	50	.600	60	138	198	46	-	-	15	28
2010-11	10	286	45	98	.459	4	20	.200	27	38	.711	13	52	65	21	-	-	2	15
TOT	89	2980	441	900	.490	44	148	.297	232	364	.637	219	605	824	216	-	-	52	162

JAWANN OLDHAM - 7-0, 220 - SEATTLE

JULY 4, 1957

REGULAR SEASON																			
G	MIN	FG	FGA	PCT	3P	3A	PCT	FT	FTA	PCT	OFF	DEF	TOT	AST	PF	DQ	STL	TO	BLK
1989-90	3	9	2	3	.667	0	0	-	1	2	.500	0	1	1	1	3	0	0	1

SHAQUILLE O'NEAL - 7-1, 343 - LOUISIANA STATE

MARCH 6, 1992

REGULAR SEASON																			
G	MIN	FG	FGA	PCT	3P	3A	PCT	FT	FTA	PCT	OFF	DEF	TOT	AST	PF	DQ	STL	TO	BLK
1996-97	51	1941	552	991	.557	0	4	.000	232	479	.484	195	445	640	159	180	2	46	146
1997-98	60	2175	670	1147	.584	0	0	-	359	681	.527	208	473	681	142	193	1	39	175
1998-99	49	1705	510	885	.576	0	1	.000	269	498	.540	187	338	525	114	155	4	36	122
1999-00	79	3155	956	1665	.574	0	1	.000	432	824	.524	336	742	1078	299	255	2	36	223
2000-01	74	2924	813	1422	.572	0	2	.000	499	972	.513	291	649	940	277	256	6	47	218
2001-02	67	2422	712	1229	.579	0	1	.000	398	717	.555	235	480	715	200	199	2	41	171
2002-03	67	2535	695	1211	.574	0	0	-	451	725	.622	259	483	742	206	229	4	38	196
2003-04	67	2464	554	948	.584	0	0	-	331	676	.490	246	523	769	196	225	3	34	159
TOT	514	19329	5462	9498	.575	0	9	.000	2971	5572	.533	1957	4133	6090	1593	1692	24	317	1466
PLAYOFFS																			
G	MIN	FG	FGA	PCT	3P	3A	PCT	FT	FTA	PCT	OFF	DEF	TOT	AST	PF	DQ	STL	TO	BLK
1996-97	9	326	89	173	.514	0	0	-	64	105	.610	38	57	95	29	-	-	5	22
1997-98	13	501	158	258	.612	0	0	-	80	159	.503	48	84	132	38	-	-	7	43
1998-99	8	315	79	155	.510	0	0	-	55	118	.466	44	49	93	18	-	-	7	18
1999-00	23	1000	286	505	.566	0	0	-	135	296	.456	119	236	355	71	-	-	13	56
2000-01	16	676	191	344	.555	0	0	-	105	200	.525	91	156	247	51	-	-	7	57
2001-02	19	776	203	384	.529	0	0	-	135	208	.649	67	172	239	54	-	-	10	62
2002-03	12	481	121	226	.535	0	0	-	82	132	.621	63	115	178	44	-	-	7	35
2003-04	22	918	182	307	.593	0	0	-	109	254	.429	91	200	291	55	-	-	7	55
TOT	122	4993	1309	2352	.557	0	0	-	765	1472	.520	561	1069	1630	360	-	-	63	348

KEVIN O'SHEA - 6-2, 175 - NOTRE DAME

JULY 10, 1925

REGULAR SEASON																			
G	MIN	FG	FGA	PCT	3P	3A	PCT	FT	FTA	PCT	OFF	DEF	TOT	AST	PF	DQ	STL	TO	BLK
1950-51	63	-	87	267	.326	-	-	-	97	134	.724	-	-	125	100	99	1	-	-
PLAYOFFS																			
G	MIN	FG	FGA	PCT	3P	3A	PCT	FT	FTA	PCT	OFF	DEF	TOT	AST	PF	DQ	STL	TO	BLK
1950-51	5	-	1	7	.143	-	-	-	3	4	.750	-	-	5	1	-	-	-	-



ALL-TIME ROSTER WITH STATISTICS

KEITH OWENS - 6-7, 225 - UCLA

MAY 31, 1969

REGULAR SEASON

	G	MIN	FG	FGA	PCT	3P	3A	PCT	FT	FTA	PCT	OFF	DEF	TOT	AST	PF	DQ	STL	TO	BLK	PTS	AVG	HI
1991-92	20	80	9	32	.281	0	0	-	8	10	.800	8	7	15	3	11	0	5	2	4	26	1.3	8

JANNERO PARGO - 6-1, 175 - ARKANSAS

OCTOBER 22, 1979

REGULAR SEASON

	G	MIN	FG	FGA	PCT	3P	3A	PCT	FT	FTA	PCT	OFF	DEF	TOT	AST	PF	DQ	STL	TO	BLK	PTS	AVG	HI
2002-03	34	342	37	93	.398	7	24	.292	4	4	1.000	9	28	37	39	45	0	13	23	2	85	2.5	18
2003-04	13	63	6	16	.375	2	4	.500	0	0	-	0	6	6	11	5	0	2	12	0	14	1.1	5
TOT	47	405	43	109	.395	9	28	.321	4	4	1.000	9	34	43	50	50	0	15	35	2	99	2.1	-

PLAYOFFS

	G	MIN	FG	FGA	PCT	3P	3A	PCT	FT	FTA	PCT	OFF	DEF	TOT	AST	PF	DQ	STL	TO	BLK	PTS	AVG	HI
2002-03	11	129	8	24	.333	4	15	.267	3	4	.750	3	6	9	14	-	-	8	7	1	23	2.1	-

WILLIAM "SMUSH" PARKER - 6-4, 180 - FORDHAM

JUNE 1, 1981

REGULAR SEASON

	G	MIN	FG	FGA	PCT	3P	3A	PCT	FT	FTA	PCT	OFF	DEF	TOT	AST	PF	DQ	STL	TO	BLK	PTS	AVG	HI
2005-06	82	2773	348	779	.447	120	328	.366	125	180	.694	37	234	271	302	213	1	140	147	16	941	11.5	24
2006-07	82	2457	342	785	.436	110	301	.365	113	175	.646	45	161	206	228	211	4	119	153	10	907	11.1	26
TOT	164	5230	690	1564	.441	230	629	.366	238	355	.670	82	395	477	530	424	5	259	300	26	1848	11.3	-

PLAYOFFS

	G	MIN	FG	FGA	PCT	3P	3A	PCT	FT	FTA	PCT	OFF	DEF	TOT	AST	PF	DQ	STL	TO	BLK	PTS	AVG	HI
2005-06	7	258	24	72	.333	4	26	.154	10	10	1.000	9	12	21	11	-	-	15	12	1	62	8.9	-
2006-07	5	59	3	14	.214	1	6	.167	4	4	1.000	4	3	7	3	-	-	3	3	1	11	2.2	-
TOT	12	317	27	86	.314	5	32	.156	14	14	1.000	13	15	28	14	-	-	18	15	2	73	6.1	-

MYLES PATRICK - 6-8, 220 - AUBURN

NOVEMBER 16, 1954

REGULAR SEASON

	G	MIN	FG	FGA	PCT	3P	3A	PCT	FT	FTA	PCT	OFF	DEF	TOT	AST	PF	DQ	STL	TO	BLK	PTS	AVG	HI
1980-81	3	9	2	5	.400	0	0	-	1	2	.500	1	1	2	1	3	0	0	1	0	5	1.7	3

RUBEN PATTERSON - 6-6, 227 - CINCINNATI

JULY 3, 1975

REGULAR SEASON

	G	MIN	FG	FGA	PCT	3P	3A	PCT	FT	FTA	PCT	OFF	DEF	TOT	AST	PF	DQ	STL	TO	BLK	PTS	AVG	HI
1998-99	24	144	21	51	.412	1	6	.167	22	31	.710	17	13	30	2	16	0	5	12	3	65	2.7	11

PLAYOFFS

	G	MIN	FG	FGA	PCT	3P	3A	PCT	FT	FTA	PCT	OFF	DEF	TOT	AST	PF	DQ	STL	TO	BLK	PTS	AVG	HI
1998-99	3	5	0	1	.000	0	0	-	0	0	-	0	0	0	0	-	-	0	1	0	0	0.0	-

JIM PAXSON - 6-6, 200 - DAYTON

DECEMBER 19, 1932

REGULAR SEASON

	G	MIN	FG	FGA	PCT	3P	3A	PCT	FT	FTA	PCT	OFF	DEF	TOT	AST	PF	DQ	STL	TO	BLK	PTS	AVG	HI
1956-57	71	1274	138	485	.285	-	-	-	170	236	.720	-	-	266	86	163	3	-	-	-	446	6.3	-

PLAYOFFS

	G	MIN	FG	FGA	PCT	3P	3A	PCT	FT	FTA	PCT	OFF	DEF	TOT	AST	PF	DQ	STL	TO	BLK	PTS	AVG	HI
1956-57	5	54	9	27	.333	-	-	-	7	14	.500	-	-	14	3	-	-	-	-	-	25	5.0	-

GARY PAYTON - 6-4, 190 - OREGON STATE

JULY 23, 1968

REGULAR SEASON

	G	MIN	FG	FGA	PCT	3P	3A	PCT	FT	FTA	PCT	OFF	DEF	TOT	AST	PF	DQ	STL	TO	BLK	PTS	AVG	HI
2003-04	82	2825	482	1024	.471	55	165	.333	180	252	.714	72	270	342	449	169	0	96	151	19	1199	14.6	30

PLAYOFFS

	G	MIN	FG	FGA	PCT	3P	3A	PCT	FT	FTA	PCT	OFF	DEF	TOT	AST	PF	DQ	STL	TO	BLK	PTS	AVG	HI
2003-04	22	773	68	186	.366	14	56	.250	21	28	.750	19	53	72	116	-	-	23	28	4	171	7.8	-

GARY PAYTON II - 6-3, 190 - OREGON STATE

DECEMBER 1, 1992

REGULAR SEASON

	G	MIN	FG	FGA	PCT	3P	3A	PCT	FT	FTA	PCT	OFF	DEF	TOT	AST	PF	DQ	STL	TO	BLK	PTS	AVG	HI
2017-18	11	115	17	41	.415	4	13	.308	1	6	.167	9	18	27	12	13	0	4	4	2	39	3.5	25

ANTHONY PEELER - 6-4, 215 - MISSOURI

NOVEMBER 25, 1969

REGULAR SEASON

	G	MIN	FG	FGA	PCT	3P	3A	PCT	FT	FTA	PCT	OFF	DEF	TOT	AST	PF	DQ	STL	TO	BLK	PTS	AVG	HI
1992-93	77	1656	297	634	.468	46	118	.390	162	206	.786	44	115	179	166	193	0	40	123	14	802	10.4	25
1993-94	30	923	176	409	.430	14	63	.222	57	71	.803	48	61	109	94	93	0	43	59	8	423	14.1	28
1994-95	73	1559	285	659	.432	84	216	.389	102	128	.797	62	106	168	122	143	1	52	82	13	756	10.4	27
1995-96	73	1608	272	602	.452	105	254	.413	61	86	.709	45	92	137	118	139	0	59	56	10	710	9.7	25
TOT	253	5746	1030	2304	.447	249	651	.382	382	491	.778	219	374	593	500	568	1	214	320	45	2691	10.6	-

PLAYOFFS

	G	MIN	FG	FGA	PCT	3P	3A	PCT	FT	FTA	PCT	OFF	DEF	TOT	AST	PF	DQ	STL	TO	BLK	PTS	AVG	HI
1994-95	10	268	32	79	.405	8	31	.258	17	22	.773	8	20	28	25	-	-	10	12	2	89	8.9	-
1995-96	3	72	9	27	.333	6	14	.429	4	4	1.000	2	6	8	3	-	-	6	3	0	28	9.3	-
TOT	13	340	41	106	.738	14	45	.687	21	26	.808	10	26	36	28	-	-	16	15	2	117	9.0	-

ALL-TIME ROSTER WITH STATISTICS

MIKE PENBERTHY - 6-3, 185 - THE MASTER'S COLLEGE

NOVEMBER 29, 1974

REGULAR SEASON																			
G	MIN	FG	FGA	PCT	3P	3A	PCT	FT	FTA	PCT	OFF	DEF	TOT	AST	PF	DQ	STL	TO	BLK
2000-01	53	851	92	.222	.414	55	139	.396	28	31	.903	10	53	63	71	57	0	22	34
2001-02	3	12	1	.500	0	0	-	3	4	.750	0	2	2	2	0	0	2	0	0
TOT	56	863	93	.224	.415	55	139	.396	31	35	.886	10	55	65	73	57	0	24	34

SAM PERKINS - 6-9, 255 - NORTH CAROLINA

JUNE 14, 1961

REGULAR SEASON																			
G	MIN	FG	FGA	PCT	3P	3A	PCT	FT	FTA	PCT	OFF	DEF	TOT	AST	PF	DQ	STL	TO	BLK
1990-91	73	2504	368	.744	.495	18	64	.281	229	279	.821	167	371	538	108	247	2	64	103
1991-92	63	2332	361	.803	.450	15	69	.217	304	372	.817	192	364	556	141	192	1	64	83
1992-93	49	1589	242	.527	.459	5	29	.172	184	222	.829	111	268	379	128	139	0	40	76
TOT	185	6425	971	.2074	.456	38	162	.235	717	873	.821	470	1003	1473	377	578	3	168	262

PLAYOFFS

G	MIN	FG	FGA	PCT	3P	3A	PCT	FT	FTA	PCT	OFF	DEF	TOT	AST	PF	DQ	STL	TO	BLK
1990-91	19	752	121	.221	.548	11	30	.367	83	109	.761	41	116	157	33	-	-	15	37

JOHN PILCH - 6-3, 185 - WYOMING

JULY 11, 1925

REGULAR SEASON																			
G	MIN	FG	FGA	PCT	3P	3A	PCT	FT	FTA	PCT	OFF	DEF	TOT	AST	PF	DQ	STL	TO	BLK
1951-52	9	41	1	10	.100	-	-	3	6	.500	-	-	9	2	10	0	-	-	5

JIM POLLARD - 6-4, 190 - STANFORD

JULY 9, 1922

REGULAR SEASON																			
G	MIN	FG	FGA	PCT	3P	3A	PCT	FT	FTA	PCT	OFF	DEF	TOT	AST	PF	DQ	STL	TO	BLK
1948-49	53	-	314	.792	.396	-	-	-	156	227	.687	-	-	-	142	144	-	-	-
1949-50	66	-	394	1140	.346	-	-	-	185	242	.764	-	-	-	252	143	-	-	-
1950-51	54	-	256	728	.352	-	-	-	117	156	.750	-	-	-	484	157	4	-	-
1951-52	65	2545	411	1155	.356	-	-	-	183	260	.704	-	-	-	593	234	199	4	-
1952-53	66	2403	333	933	.357	-	-	-	193	251	.769	-	-	-	452	231	194	3	-
1953-54	71	2483	326	882	.370	-	-	-	179	230	.778	-	-	-	500	214	161	0	-
1954-55	63	1960	265	749	.354	-	-	-	151	186	.812	-	-	-	458	160	147	3	-
TOT	438	9391	2299	6379	.360	-	-	-	1164	1552	.750	-	-	-	2487	1417	1145	14	-

PLAYOFFS

G	MIN	FG	FGA	PCT	3P	3A	PCT	FT	FTA	PCT	OFF	DEF	TOT	AST	PF	DQ	STL	TO	BLK
1948-49	10	-	43	147	.293	-	-	-	44	62	.710	-	-	-	39	-	-	-	-
1949-50	12	-	50	175	.286	-	-	-	44	62	.710	-	-	-	56	-	-	-	-
1950-51	7	-	35	108	.324	-	-	-	25	30	.833	-	-	-	62	27	-	-	-
1951-52	11	469	70	173	.405	-	-	-	37	50	.740	-	-	-	71	33	-	-	-
1952-53	12	455	62	167	.371	-	-	-	48	62	.774	-	-	-	86	49	-	-	-
1953-54	13	543	56	155	.361	-	-	-	48	60	.800	-	-	-	110	41	-	-	-
1954-55	7	257	33	104	.317	-	-	-	33	46	.717	-	-	-	78	14	-	-	-
TOT	72	1724	349	1029	.339	-	-	-	279	372	.750	-	-	-	407	259	-	-	-

JOSH POWELL - 6-9, 240 - NORTH CAROLINA STATE

JANUARY 25, 1983

REGULAR SEASON																			
G	MIN	FG	FGA	PCT	3P	3A	PCT	FT	FTA	PCT	OFF	DEF	TOT	AST	PF	DQ	STL	TO	BLK
2008-09	60	703	106	239	.444	0	0	-	38	50	.760	71	105	176	27	98	0	9	51
2009-10	63	581	71	194	.366	7	16	.438	20	31	.645	44	72	116	35	71	0	9	33
TOT	123	1284	177	433	.409	7	16	.438	58	81	.716	115	177	292	62	169	0	18	84

PLAYOFFS

G	MIN	FG	FGA	PCT	3P	3A	PCT	FT	FTA	PCT	OFF	DEF	TOT	AST	PF	DQ	STL	TO	BLK
2008-09	14	73	11	26	.423	1	1	1.000	6	6	1.000	7	10	17	4	-	-	0	4
2009-10	13	40	3	8	.375	0	1	.000	3	4	.750	2	4	6	1	-	-	0	1
TOT	27	113	14	34	.412	1	2	.500	9	10	.900	9	14	23	5	-	-	0	5

JIM PRICE - 6-2, 195 - LOUISVILLE

NOVEMBER 27, 1949

REGULAR SEASON																			
G	MIN	FG	FGA	PCT	3P	3A	PCT	FT	FTA	PCT	OFF	DEF	TOT	AST	PF	DQ	STL	TO	BLK
1972-73	59	828	158	359	.440	-	-	-	60	73	.822	-	-	115	97	119	1	-	-
1973-74	82	2628	538	1197	.449	-	-	-	187	234	.799	120	258	378	369	229	2	157	29
1974-75	9	339	75	167	.449	-	-	-	41	45	.911	17	26	43	63	36	1	21	3
1978-79	75	1207	171	344	.497	-	-	-	55	79	.696	26	97	123	218	128	0	66	100
TOT	225	5002	942	2067	.458	-	-	-	343	431	.796	163	381	659	747	512	4	244	100

PLAYOFFS

G	MIN	FG	FGA	PCT	3P	3A	PCT	FT	FTA	PCT	OFF	DEF	TOT	AST	PF	DQ	STL	TO	BLK
1972-73	3	16	3	11	.273	-	-	-	9	13	.692	-	-	19	13	-	-	-	-
1973-74	5	161	25	66	.379	-	-	-	9	13	.692	-	-	19	13	-	-	-	-
1978-79	8	128	9	30	.300	-	-	-	2	4	.500	-	-	8	18	-	-	-	-
TOT	16	305	37	107	.346	-	-	-	11	17	.647	-	-	31	33	-	-	-	-

RONNIE PRICE - 6-2, 180 - UTAH VALLEY STATE

JUNE 21, 1983

REGULAR SEASON																			
G	MIN	FG	FGA	PCT	3P	3A	PCT	FT	FTA	PCT	OFF	DEF	TOT	AST	PF	DQ	STL	TO	BLK
2014-15	43	982	77	223	.345	31	109	.284	36	45	.800	19	50	69	165	118	2	67	52



ALL-TIME ROSTER WITH STATISTICS

LARON PROFIT - 6-5, 204 - MARYLAND

AUGUST 5, 1977

REGULAR SEASON

G	MIN	FG	FGA	PCT	3P	3A	PCT	FT	FTA	PCT	OFF	DEF	TOT	AST	PF	DQ	STL	TO	BLK	PTS	AVG	HI
2005-06	25	279	40	84	.476	3	18	.167	21	24	8	35	43	15	25	0	11	24	5	104	4.2	14

VLADIMIR RADMANOVIC - 6-10, 235 - SERBIA AND MONTENEGRO

NOVEMBER 19, 1980

REGULAR SEASON

	G	MIN	FG	FGA	PCT	3P	3A	PCT	FT	FTA	PCT	OFF	DEF	TOT	AST	PF	DQ	STL	TO	BLK	PTS	AVG	HI
2004-07	55	986	134	316	.424	40	118	.339	53	73	726	53	127	180	66	125	2	25	69	18	361	6.6	27
2007-08	65	1483	198	437	.453	95	234	.406	52	65	800	56	159	215	123	147	1	46	73	12	543	8.4	21
2008-09	46	771	95	214	.444	60	136	.441	23	27	852	18	99	117	38	51	0	28	47	7	273	5.9	18
TOT	166	3240	427	967	.442	195	488	.400	128	165	776	127	385	512	227	323	3	99	189	37	1177	7.1	-

PLAYOFFS

	G	MIN	FG	FGA	PCT	3P	3A	PCT	FT	FTA	PCT	OFF	DEF	TOT	AST	PF	DQ	STL	TO	BLK	PTS	AVG	HI
2007-08	21	481	67	151	.444	29	78	.372	5	6	.833	23	57	80	31	-	-	13	21	1	168	8.0	-

KURT RAMBIS - 6-8, 215 - SANTA CLARA

FEBRUARY 25, 1958

REGULAR SEASON

	G	MIN	FG	FGA	PCT	3P	3A	PCT	FT	FTA	PCT	OFF	DEF	TOT	AST	PF	DQ	STL	TO	BLK	PTS	AVG	HI
1981-82	64	1131	118	228	.518	0	1	.000	59	117	504	116	232	348	56	167	2	60	77	76	295	4.6	16
1982-83	78	1806	235	413	.569	0	2	.000	114	166	687	164	367	531	90	233	2	105	145	63	584	7.5	21
1983-84	47	743	63	113	.558	0	0	-	42	66	636	82	184	266	34	108	0	30	56	14	168	3.6	10
1984-85	82	1617	181	327	.554	0	0	-	68	103	660	164	364	528	69	211	0	82	97	47	430	5.2	18
1985-86	74	1573	160	269	.595	0	0	-	88	122	721	156	361	517	69	198	0	66	97	33	408	5.5	17
1986-87	78	1514	163	313	.521	0	0	-	120	157	764	159	294	453	63	201	1	74	104	41	446	5.7	16
1987-88	70	845	102	186	.548	0	0	-	73	93	785	103	165	268	54	103	0	39	59	13	277	4.0	17
1993-94	50	635	59	114	.518	0	1	.000	46	71	648	84	105	189	32	89	0	22	26	23	164	3.3	13
1994-95	26	195	18	35	.514	0	0	-	8	12	667	10	24	34	16	35	0	3	8	9	44	1.7	9
TOT	569	10059	1099	1998	.550	0	4	.000	618	907	681	1038	2096	3134	483	1345	5	481	669	319	2816	4.9	-

PLAYOFFS

	G	MIN	FG	FGA	PCT	3P	3A	PCT	FT	FTA	PCT	OFF	DEF	TOT	AST	PF	DQ	STL	TO	BLK	PTS	AVG	HI
1981-82	14	279	33	64	.516	0	0	-	16	26	.615	32	54	86	11	-	-	8	17	12	82	5.9	-
1982-83	15	377	45	79	.570	0	0	-	23	35	.657	27	63	90	19	-	-	13	23	16	113	7.5	-
1983-84	21	428	60	92	.652	0	0	-	21	33	.636	33	88	121	14	-	-	10	22	10	141	6.7	-
1984-85	19	375	48	81	.593	0	0	-	19	28	.679	42	87	129	17	-	-	18	19	9	115	6.1	-
1985-86	14	267	27	45	.600	0	0	-	13	18	.722	26	57	83	14	-	-	10	18	7	67	4.8	-
1986-87	17	215	24	41	.585	0	0	-	31	34	.912	16	51	67	9	-	-	8	13	3	79	4.6	-
1987-88	19	186	21	34	.618	0	0	-	9	13	.692	13	38	51	9	-	-	5	8	2	51	2.7	-
TOT	119	2127	258	436	.592	0	0	-	132	187	706	189	438	627	93	-	-	72	120	59	648	5.4	-

JULIUS RANDLE - 6-9, 250 - KENTUCKY

NOVEMBER 29, 1994

REGULAR SEASON

	G	MIN	FG	FGA	PCT	3P	3A	PCT	FT	FTA	PCT	OFF	DEF	TOT	AST	PF	DQ	STL	TO	BLK	PTS	AVG	HI
2014-15	1	14	1	3	.333	0	0	0	2	.000	0	0	0	0	0	1	0	0	1	0	2	2.0	2
2015-16	81	2286	358	835	.429	10	36	.278	193	270	715	172	457	829	144	242	2	53	149	29	919	11.3	23
2016-17	74	2132	377	774	.487	17	63	.270	204	282	723	151	486	637	264	248	2	49	173	37	975	13.2	32
2017-18	82	2190	504	904	.558	10	45	.222	305	425	718	181	473	654	210	274	6	43	213	45	1323	16.1	36
TOT	238	6622	1240	2515	.493	37	144	.257	702	979	717	503	1616	2119	618	765	10	145	536	111	3219	13.5	-

THEO RATLIFF - 6-10, 235 - WYOMING

APRIL 17, 1973

REGULAR SEASON

	G	MIN	FG	FGA	PCT	3P	3A	PCT	FT	FTA	PCT	OFF	DEF	TOT	AST	PF	DQ	STL	TO	BLK	PTS	AVG	HI
2010-11	12	44	2	12	.167	0	0	-	2	2	1.000	2	16	18	3	10	0	0	3	4	6	0.5	2

PLAYOFFS

G	MIN	FG	FGA	PCT	3P	3A	PCT	FT	FTA	PCT	OFF	DEF	TOT	AST	PF	DQ	STL	TO	BLK	PTS	AVG	HI
2010-11	1	1	0	0	-	0	0	-	0	0	-	0	1	1	0	-	-	0	0	0	0.0	-

HUBERT REED - 6-9, 220 - OKLAHOMA CITY

OCTOBER 4, 1936

REGULAR SEASON

G	MIN	FG	FGA	PCT	3P	3A	PCT	FT	FTA	PCT	OFF	DEF	TOT	AST	PF	DQ	STL	TO	BLK	PTS	AVG	HI
1963-64	46	386	33	91	.363	-	-	-	10	15	.667	-	-	107	23	73	0	-	-	76	1.7	-

PLAYOFFS

G	MIN	FG	FGA	PCT	3P	3A	PCT	FT	FTA	PCT	OFF	DEF	TOT	AST	PF	DQ	STL	TO	BLK	PTS	AVG	HI
1963-64	1	12	2	4	.500	-	-	-	0	2	.000	-	2	0	0	-	-	-	-	4	4.0	-

J.R. REID - 6-10, 250 - NORTH CAROLINA

MARCH 31, 1968

REGULAR SEASON

	G	MIN	FG	FGA	PCT	3P	3A	PCT	FT	FTA	PCT	OFF	DEF	TOT	AST	PF	DQ	STL	TO	BLK	PTS	AVG	HI
1998-99	25	473	44	108	.407	0	1	.000	38	53	.717	24	75	99	23	72	1	15	23	0	126	5.0	15

PLAYOFFS

	G	MIN	FG	FGA	PCT	3P	3A	PCT	FT	FTA	PCT	OFF	DEF	TOT	AST	PF	DQ	STL	TO	BLK	PTS	AVG	HI
1998-99	8	178	10	28	.357	-	-	-	6	8	.750	9	33	42	3	-	-	4	2	5	26	3.3	-

ALL-TIME ROSTER WITH STATISTICS

GLEN RICE - 6-8, 221 - MICHIGAN MAY 28, 1967

REGULAR SEASON																			
G	MIN	FG	FGA	PCT	3P	3A	PCT	FT	FTA	PCT	OFF	DEF	TOT	AST	PF	DQ	STL	TO	BLK
1998-99	27	985	171	396	.432	53	135	.393	77	90	.856	9	90	99	71	67	1	17	45
1999-00	80	2530	421	980	.430	84	229	.367	346	396	.874	56	271	327	176	179	0	47	114
TOT	107	3515	592	1376	.430	137	364	.376	423	486	.870	65	361	426	247	246	1	64	159
PLAYOFFS																			
G	MIN	FG	FGA	PCT	3P	3A	PCT	FT	FTA	PCT	OFF	DEF	TOT	AST	PF	DQ	STL	TO	BLK
1998-99	7	307	45	101	.446	10	28	.357	28	29	.966	4	23	27	11	-	5	9	1
1999-00	23	766	93	228	.408	28	67	.418	71	89	.798	10	82	92	48	-	15	36	4
TOT	30	1073	138	329	.419	38	95	.400	99	118	.839	14	105	119	59	-	20	45	5

MITCH RICHMOND - 6-5, 220 - KANSAS STATE JUNE 30, 1965

REGULAR SEASON																			
G	MIN	FG	FGA	PCT	3P	3A	PCT	FT	FTA	PCT	OFF	DEF	TOT	AST	PF	DQ	STL	TO	BLK
2001-02	64	709	100	247	.405	18	62	.290	42	44	.955	14	80	94	57	61	0	18	40
PLAYOFFS																			
G	MIN	FG	FGA	PCT	3P	3A	PCT	FT	FTA	PCT	OFF	DEF	TOT	AST	PF	DQ	STL	TO	BLK
2001-02	2	4	1	1	1.000	0	0	-	1	2	.500	0	1	1	0	-	0	1	0

ISAAH RIDER - 6-5, 215 - UNLV MARCH 12, 1971

REGULAR SEASON																			
G	MIN	FG	FGA	PCT	3P	3A	PCT	FT	FTA	PCT	OFF	DEF	TOT	AST	PF	DQ	STL	TO	BLK
2000-01	67	1206	201	472	.426	34	92	.370	71	83	.855	44	112	156	111	105	0	27	98

PAT RILEY - 6-4, 205 - KENTUCKY MARCH 20, 1945

REGULAR SEASON																			
G	MIN	FG	FGA	PCT	3P	3A	PCT	FT	FTA	PCT	OFF	DEF	TOT	AST	PF	DQ	STL	TO	BLK
1970-71	54	506	105	254	.413	-	-	-	56	87	.644	-	-	54	72	84	0	-	-
1971-72	67	926	197	441	.447	-	-	-	55	74	.743	-	-	127	75	110	0	-	-
1972-73	55	801	167	390	.428	-	-	-	65	82	.793	-	-	65	81	126	0	-	-
1973-74	72	1361	287	667	.430	-	-	-	110	144	.764	38	90	128	148	173	1	54	-
1974-75	46	1016	219	523	.419	-	-	-	69	93	.742	25	60	85	121	128	0	36	-
1975-76	2	23	5	13	.385	-	-	-	1	3	.333	1	2	3	0	5	0	1	-
TOT	369	4633	1558	3594	.433	-	-	-	448	826	.785	64	152	673	918	859	1	91	-
PLAYOFFS																			
G	MIN	FG	FGA	PCT	3P	3A	PCT	FT	FTA	PCT	OFF	DEF	TOT	AST	PF	DQ	STL	TO	BLK
1970-71	7	135	29	69	.420	-	-	-	8	11	.727	-	-	15	14	-	-	-	-
1971-72	15	244	33	99	.333	-	-	-	12	16	.750	-	-	29	14	-	-	-	-
1972-73	7	53	9	27	.333	-	-	-	0	0	-	-	-	5	7	-	-	-	-
1973-74	5	106	18	50	.360	-	-	-	3	4	.750	-	-	6	10	-	-	-	-
TOT	34	538	89	245	.363	-	-	-	23	31	.742	-	-	55	45	-	-	-	-

DAVID RIVERS - 6-0, 175 - NOTRE DAME JANUARY 20, 1965

REGULAR SEASON																			
G	MIN	FG	FGA	PCT	3P	3A	PCT	FT	FTA	PCT	OFF	DEF	TOT	AST	PF	DQ	STL	TO	BLK
1988-89	47	440	49	122	.402	1	6	.167	35	42	.833	13	30	43	106	50	0	23	61
PLAYOFFS																			
G	MIN	FG	FGA	PCT	3P	3A	PCT	FT	FTA	PCT	OFF	DEF	TOT	AST	PF	DQ	STL	TO	BLK
1988-89	6	33	4	12	.333	0	2	.000	7	8	.875	1	3	4	6	-	-	0	4

RICK ROBERSON - 6-9, 235 - CINCINNATI JULY 7, 1947

REGULAR SEASON																			
G	MIN	FG	FGA	PCT	3P	3A	PCT	FT	FTA	PCT	OFF	DEF	TOT	AST	PF	DQ	STL	TO	BLK
1969-70	74	2005	262	586	.447	-	-	-	120	212	.566	-	-	672	92	256	7	-	-
1970-71	65	909	125	301	.415	-	-	-	88	143	.615	-	-	304	47	125	1	-	-
TOT	139	2914	387	887	.436	-	-	-	208	355	.586	-	-	976	139	381	8	-	-
PLAYOFFS																			
G	MIN	FG	FGA	PCT	3P	3A	PCT	FT	FTA	PCT	OFF	DEF	TOT	AST	PF	DQ	STL	TO	BLK
1969-70	9	61	8	18	.444	-	-	-	6	10	.600	-	-	16	0	-	-	-	-
1970-71	9	93	10	29	.345	-	-	-	4	7	.571	-	-	26	4	-	-	-	-
TOT	18	154	18	47	.383	-	-	-	10	17	.588	-	-	42	4	-	-	-	-

FRED ROBERTS - 6-10, 220 - BRIGHAM YOUNG AUGUST 14, 1960

REGULAR SEASON																			
G	MIN	FG	FGA	PCT	3P	3A	PCT	FT	FTA	PCT	OFF	DEF	TOT	AST	PF	DQ	STL	TO	BLK
1995-96	33	317	48	97	.495	4	14	.286	22	28	.786	18	29	47	26	24	0	16	24
PLAYOFFS																			
G	MIN	FG	FGA	PCT	3P	3A	PCT	FT	FTA	PCT	OFF	DEF	TOT	AST	PF	DQ	STL	TO	BLK
1995-96	1	3	0	2	.000	0	0	-	0	0	-	2	1	3	0	-	0	1	0

MARVIN ROBERTS - 6-8, 220 - UTAH STATE JANUARY 29, 1950

REGULAR SEASON																			
G	MIN	FG	FGA	PCT	3P	3A	PCT	FT	FTA	PCT	OFF	DEF	TOT	AST	PF	DQ	STL	TO	BLK
1976-77	28	209	27	76	.355	-	-	-	4	6	.667	9	16	25	19	34	0	4	-



ALL-TIME ROSTER WITH STATISTICS

CLIFF ROBINSON - 6-9, 220 - USC

MARCH 13, 1960

REGULAR SEASON

	G	MIN	FG	FGA	PCT	3P	3A	PCT	FT	FTA	PCT	OFF	DEF	TOT	AST	PF	DQ	STL	TO	BLK	PTS	AVG	HI
1991-92	9	78	11	27	.407	0	1	.000	7	8	.875	7	12	19	9	4	0	5	7	0	29	3.2	10

PLAYOFFS

	G	MIN	FG	FGA	PCT	3P	3A	PCT	FT	FTA	PCT	OFF	DEF	TOT	AST	PF	DQ	STL	TO	BLK	PTS	AVG	HI
1991-92	3	24	3	10	.300	0	0	-	5	8	.625	2	4	6	1	-	-	3	2	1	11	3.7	-

FLYNN ROBINSON - 6-1, 190 - WYOMING

APRIL 28, 1941

REGULAR SEASON

G	MIN	FG	FGA	PCT	3P	3A	PCT	FT	FTA	PCT	OFF	DEF	TOT	AST	PF	DQ	STL	TO	BLK	PTS	AVG	HI
1971-72	64	1007	262	535	.490	-	-	-	111	129	.860	-	-	115	138	139	2	-	-	635	9.9	-
1972-73	6	47	14	28	.500	-	-	-	6	8	.750	-	-	7	8	11	0	-	-	34	5.7	-
TOT	70	1054	276	563	.490	-	-	-	117	137	.854	-	-	122	146	150	2	-	-	669	9.6	-

PLAYOFFS

G	MIN	FG	FGA	PCT	3P	3A	PCT	FT	FTA	PCT	OFF	DEF	TOT	AST	PF	DQ	STL	TO	BLK	PTS	AVG	HI
1971-72	7	72	19	41	.463	-	-	-	7	10	.700	-	-	13	5	-	-	-	-	45	6.4	-

RUMEAL ROBINSON - 6-2, 195 - MICHIGAN

NOVEMBER 13, 1966

REGULAR SEASON

	G	MIN	FG	FGA	PCT	3P	3A	PCT	FT	FTA	PCT	OFF	DEF	TOT	AST	PF	DQ	STL	TO	BLK	PTS	AVG	HI
1996-97	15	126	17	48	.354	6	23	.261	5	8	.625	2	8	10	13	12	0	5	11	2	45	3.0	10

THOMAS ROBINSON - 6-10, 237 - KANSAS

MARCH 17, 1991

REGULAR SEASON

	G	MIN	FG	FGA	PCT	3P	3A	PCT	FT	FTA	PCT	OFF	DEF	TOT	AST	PF	DQ	STL	TO	BLK	PTS	AVG	HI
2016-17	48	560	105	196	.536	0	1	.000	31	66	.470	84	139	223	31	76	0	26	46	9	241	5.0	16

JOHN ROCHE - 6-3, 170 - SOUTH CAROLINA

SEPTEMBER 26, 1949

REGULAR SEASON

G	MIN	FG	FGA	PCT	3P	3A	PCT	FT	FTA	PCT	OFF	DEF	TOT	AST	PF	DQ	STL	TO	BLK	PTS	AVG	HI
1975-76	15	52	3	14	.214	-	-	-	2	4	.500	0	3	3	6	7	0	0	0	8	0.5	4

DAVID ROBISCH - 6-10, 235 - KANSAS

DECEMBER 22, 1949

REGULAR SEASON

	G	MIN	FG	FGA	PCT	3P	3A	PCT	FT	FTA	PCT	OFF	DEF	TOT	AST	PF	DQ	STL	TO	BLK	PTS	AVG	HI
1977-78	55	679	104	249	.418	-	-	-	50	65	.769	53	126	179	40	71	0	19	37	14	258	4.7	16
1978-79	80	1219	150	336	.446	-	-	-	86	115	.748	82	203	285	97	108	0	20	53	25	386	4.8	15
TOT	135	1898	254	585	.434	-	-	-	136	180	.756	135	329	464	137	179	0	39	90	39	644	4.8	-

PLAYOFFS

G	MIN	FG	FGA	PCT	3P	3A	PCT	FT	FTA	PCT	OFF	DEF	TOT	AST	PF	DQ	STL	TO	BLK	PTS	AVG	HI
1977-78	3	47	13	24	.542	-	-	-	4	5	.800	-	-	12	1	-	-	-	-	30	10.0	-
1978-79	5	32	3	5	.600	-	-	-	2	2	1.000	-	-	10	2	-	-	-	-	8	1.6	-
TOT	8	79	16	29	.552	-	-	-	6	7	.857	-	-	22	3	-	-	-	-	38	4.8	-

DENNIS RODMAN - 6-7, 220 - SE OKLAHOMA STATE

MAY 31, 1961

REGULAR SEASON

	G	MIN	FG	FGA	PCT	3P	3A	PCT	FT	FTA	PCT	OFF	DEF	TOT	AST	PF	DQ	STL	TO	BLK	PTS	AVG	HI
1998-99	23	657	16	46	.348	0	2	.000	17	39	.436	62	196	258	30	71	0	10	31	12	49	2.1	7

RAJON RONDO - 6-1, 186 - KENTUCKY

FEBRUARY 22, 1986

REGULAR SEASON

	G	MIN	FG	FGA	PCT	3P	3A	PCT	FT	FTA	PCT	OFF	DEF	TOT	AST	PF	DQ	STL	TO	BLK	PTS	AVG	HI
2018-19	46	1369	175	432	.405	51	142	.359	23	36	.639	34	209	243	367	100	1	57	127	7	424	9.2	24

SEAN ROOKS - 6-10, 260 - ARIZONA

SEPTEMBER 9, 1969

REGULAR SEASON

	G	MIN	FG	FGA	PCT	3P	3A	PCT	FT	FTA	PCT	OFF	DEF	TOT	AST	PF	DQ	STL	TO	BLK	PTS	AVG	HI
1996-97	69	735	87	185	.470	0	1	.000	91	130	.700	56	107	163	42	123	1	17	51	38	265	3.8	20
1997-98	41	425	46	101	.455	0	0	-	47	79	.595	46	72	118	24	68	0	2	19	23	139	3.4	15
1998-99	36	315	32	79	.405	0	2	.000	34	48	.708	33	39	72	9	61	0	2	21	9	98	2.7	11
TOT	146	1475	165	365	.452	0	3	.000	172	257	.669	135	218	353	75	252	1	21	91	70	502	3.4	-

PLAYOFFS

	G	MIN	FG	FGA	PCT	3P	3A	PCT	FT	FTA	PCT	OFF	DEF	TOT	AST	PF	DQ	STL	TO	BLK	PTS	AVG	HI
1996-97	8	54	4	9	.444	0	0	-	6	8	.750	5	7	12	1	-	-	3	3	3	14	1.8	-
1997-98	4	11	2	6	.333	0	0	-	0	0	-	1	0	1	0	-	0	0	3	4	1.0	-	
1998-99	7	48	2	6	.333	0	0	-	5	6	.833	1	1	2	3	-	-	0	1	1	9	1.3	-
TOT	19	113	8	21	.381	0	0	-	11	14	.786	7	8	15	4	-	-	3	4	7	27	1.4	-

KAREEM RUSH - 6-6, 215 - MISSOURI

OCTOBER 30, 1980

REGULAR SEASON

	G	MIN	FG	FGA	PCT	3P	3A	PCT	FT	FTA	PCT	OFF	DEF	TOT	AST	PF	DQ	STL	TO	BLK	PTS	AVG	HI
2002-03	76	872	96	244	.393	19	68	.279	16	23	.696	26	68	94	68	71	0	10	63	11	227	3.0	11
2003-04	72	1244	190	432	.440	48	138	.348	31	52	.596	20	77	97	59	109	0	33	48	20	459	6.4	30
2004-05	14	91	4	20	.200	2	10	.200	2	2	1.000	3	7	10	3	7	0	2	3	1	12	0.9	4
TOT	162	2207	290	696	.417	69	216	.319	49	77	.636	49	152	201	130	187	0	45	114	32	698	4.3	-

PLAYOFFS

	G	MIN	FG	FGA	PCT	3P	3A	PCT	FT	FTA	PCT	OFF	DEF	TOT	AST	PF	DQ	STL	TO	BLK	PTS	AVG	HI
2002-03	9	64	11	29	.379	4	11	.364	4	4	1.000	2	1	3	2	-	-	1	3	0	30	3.3	-
2003-04	22	315	30	78	.385	20	50	.400	2	3	.667	0	16	16	17	-	-	10	14	3	82	3.7	-
TOT	31	379	41	107	.383	24	61	.393	6	7	.857	2	17	19	19	-	-	11	17	3	112	3.6	-

ALL-TIME ROSTER WITH STATISTICS

BRYON RUSSELL - 6-7, 225 - LONG BEACH STATE

DECEMBER 31, 1970

REGULAR SEASON		FG	FGA	PCT	3P	3A	PCT	FT	FTA	PCT	OFF	DEF	TOT	AST	PF	DQ	STL	TO	BLK	PTS	AVG	HI
G	MIN																					
2003-04	72	95	198	.484	43	112	.384	50	65	.769	32	114	146	71	110	0	32	37	12	289	4.0	17
PLAYOFFS		FG	FGA	PCT	3P	3A	PCT	FT	FTA	PCT	OFF	DEF	TOT	AST	PF	DQ	STL	TO	BLK	PTS	AVG	HI
G	MIN																					
2003-04	6	16	0	3	.000	0	2	.000	0	0	-	1	0	1	2	-	-	1	0	0	0.0	-

CAZZIE RUSSELL - 6-5, 220 - MICHIGAN

JUNE 7, 1944

REGULAR SEASON																							
G	MIN	FG	FGA	PCT	3P	3A	PCT	FT	FTA	PCT	OFF	DEF	TOT	AST	PF	DQ	STL	TO	BLK	PTS	AVG	HI	
1974-75	40	1055	264	580	.455	-	-	-	101	113	.894	34	81	115	109	56	0	27	-	2	629	15.7	30
1975-76	74	1625	371	802	.463	-	-	-	132	148	.892	50	133	183	122	122	0	53	-	3	874	11.8	33
1976-77	82	2583	578	1179	.490	-	-	-	188	219	.858	86	208	294	210	163	1	86	-	7	1344	16.4	35
TOT	196	5263	1213	2561	.474	-	-	-	421	480	.877	170	422	592	441	341	1	166	-	12	2847	14.5	-
PLAYOFFS																							
G	MIN	FG	FGA	PCT	3P	3A	PCT	FT	FTA	PCT	OFF	DEF	TOT	AST	PF	DQ	STL	TO	BLK	PTS	AVG	HI	
1976-77	11	382	65	157	.414	-	-	-	44	50	.880	-	-	48	25	-	-	-	-	174	15.8	-	

D'ANGELO RUSSELL - 6-5, 195 - OHIO STATE

FEBRUARY 23, 1996

REGULAR SEASON																							
	G	MIN	FG	FGA	PCT	3P	3A	PCT	FT	FTA	PCT	OFF	DEF	TOT	AST	PF	DQ	STL	TO	BLK	PTS	AVG	HI
2015-16	80	2259	392	956	.410	130	370	.351	140	190	.737	47	227	274	266	142	0	93	196	13	1054	13.2	39
2016-17	63	1811	351	867	.405	135	384	.352	147	188	.782	31	190	221	303	130	1	87	176	16	984	15.6	40
TOT	143	4070	743	1823	.408	265	754	.351	287	378	.759	78	417	495	569	272	1	180	372	29	2038	14.3	-

ROBERT SACRE - 7-0, 270 - GONZAGA

JUNE 6, 1989

REGULAR SEASON																							
G	MIN	FG	FGA	PCT	3P	3A	PCT	FT	FTA	PCT	OFF	DEF	TOT	AST	PF	DQ	STL	TO	BLK	PTS	AVG	HI	
2012-13	32	203	18	48	.375	0	0	-	7	11	.636	9	25	34	6	38	1	0	10	10	43	1.3	10
2013-14	65	1089	143	300	.477	0	0	-	64	94	.681	82	172	254	51	134	2	24	44	47	350	5.4	15
2014-15	67	1133	126	306	.412	0	1	.000	55	82	.671	89	144	233	55	121	1	28	36	43	307	4.6	13
2015-16	25	320	31	75	.413	0	0	-	25	38	.658	32	40	72	14	43	1	4	12	10	87	3.5	11
TOT	189	2745	318	729	.436	0	1	.000	151	225	.671	212	381	593	126	336	5	56	102	110	787	4.2	-
PLAYOFFS																							
G	MIN	FG	FGA	PCT	3P	3A	PCT	FT	FTA	PCT	OFF	DEF	TOT	AST	PF	DQ	STL	TO	BLK	PTS	AVG	HI	
2012-13	2	4	0	1	.000	0	0	-	0	0	-	0	2	2	0	0	0	1	0	0	0.0	-	

JOHN SALLEY - 6-11, 250 - GEORGIA TECH

MAY 16, 1964

REGULAR SEASON																							
	G	MIN	FG	FGA	PCT	3P	3A	PCT	FT	FTA	PCT	OFF	DEF	TOT	AST	PF	DQ	STL	TO	BLK	PTS	AVG	HI
1999-00	45	303	25	69	.362	0	0	-	21	28	.750	20	45	65	26	67	1	8	18	14	71	1.6	8
PLAYOFFS																							
	G	MIN	FG	FGA	PCT	3P	3A	PCT	FT	FTA	PCT	OFF	DEF	TOT	AST	PF	DQ	STL	TO	BLK	PTS	AVG	HI
1999-00	18	78	5	13	.385	0	0	-	7	10	.700	9	13	22	4	-	-	1	4	6	17	0.9	-

SOUMAILA SAMAKE - 7-0, 245 - MALI

MARCH 18, 1978

REGULAR SEASON																							
	G	MIN	FG	FGA	PCT	3P	3A	PCT	FT	FTA	PCT	OFF	DEF	TOT	AST	PF	DQ	STL	TO	BLK	PTS	AVG	HI
2002-03	13	77	10	24	.417	0	0	-	2	2	1.000	10	13	23	4	13	0	0	2	5	22	1.7	10

JAMAL SAMPSON - 6-11, 235 - CALIFORNIA

MAY 15, 1983

REGULAR SEASON		FG	FGA	PCT	3P	3A	PCT	FT	FTA	PCT	OFF	DEF	TOT	AST	PF	DQ	STL	TO	BLK	PTS	AVG	HI	
	G	MIN																					
2003-04	10	130	11	23	.478	0	0	-	7	12	.583	23	29	52	7	16	0	2	6	4	29	2.9	9

FRANK "PEP" SAUL - 6-2, 185 - SETON HALL

FEBRUARY 16, 1924

REGULAR SEASON		FG	FGA	PCT	3P	3A	PCT	FT	FTA	PCT	OFF	DEF	TOT	AST	PF	DQ	STL	TO	BLK	PTS	AVG	HI
G	MIN																					
1951-52	25	759	72	185	.389	-	-	-	71	93	.763	-	-	68	66	-	-	-	-	215	8.6	-
1952-53	70	1796	187	471	.397	-	-	-	142	200	.710	-	-	141	110	174	3	-	-	516	7.4	-
1953-54	71	1805	162	467	.347	-	-	-	128	170	.753	-	-	159	139	149	3	-	-	452	6.4	-
TOT	166	4360	421	1123	.375	-	-	-	341	463	.737	-	-	300	317	389	6	-	-	1183	7.1	-
PLAYOFFS		FG	FGA	PCT	3P	3A	PCT	FT	FTA	PCT	OFF	DEF	TOT	AST	PF	DQ	STL	TO	BLK	PTS	AVG	HI
G	MIN																					
1951-52	13	530	56	121	.463	-	-	-	35	48	.729	-	-	36	45	-	-	-	-	147	11.3	-
1952-53	12	297	31	74	.419	-	-	-	24	33	.727	-	-	28	18	-	-	-	-	86	7.2	-
1953-54	13	227	18	51	.353	-	-	-	25	34	.735	-	-	27	14	-	-	-	-	61	4.7	-
TOT	38	1054	105	246	.427	-	-	-	84	115	.730	-	-	91	77	-	-	-	-	294	7.7	-



ALL-TIME ROSTER WITH STATISTICS

HERM SCHAEFER - 6-0, 175 - INDIANA

DECEMBER 20, 1919

REGULAR SEASON

G	MIN	FG	FGA	PCT	3P	3A	PCT	FT	FTA	PCT	OFF	DEF	TOT	AST	PF	DQ	STL	TO	BLK	PTS	AVG	HI
1948-49	58	-	214	572	.374	-	-	174	213	.817	-	-	-	185	121	-	-	-	-	602	10.4	-
1949-50	65	-	122	314	.389	-	-	86	101	.851	-	-	-	203	104	-	-	-	-	330	5.1	-
TOT	123	-	336	886	.379	-	-	260	314	.828	-	-	-	388	225	-	-	-	-	932	7.6	-

PLAYOFFS

G	MIN	FG	FGA	PCT	3P	3A	PCT	FT	FTA	PCT	OFF	DEF	TOT	AST	PF	DQ	STL	TO	BLK	PTS	AVG	HI
1948-49	10	-	48	104	.462	-	-	28	32	.875	-	-	-	31	-	-	-	-	-	124	12.4	-
1949-50	12	-	16	42	.381	-	-	19	22	.864	-	-	-	16	-	-	-	-	-	51	4.3	-
TOT	22	-	64	146	.438	-	-	47	54	.870	-	-	-	47	-	-	-	-	-	175	8.0	-

DAN SCHAYES - 6-11, 260 - SYRACUSE

MAY 10, 1959

REGULAR SEASON

G	MIN	FG	FGA	PCT	3P	3A	PCT	FT	FTA	PCT	OFF	DEF	TOT	AST	PF	DQ	STL	TO	BLK	PTS	AVG	HI
1993-94	13	133	14	38	.368	0	0	8	10	.800	15	19	34	8	18	0	5	9	2	36	2.8	11

DICK SCHNITTKER - 6-5, 205 - OHIO STATE

MAY 27, 1928

REGULAR SEASON

G	MIN	FG	FGA	PCT	3P	3A	PCT	FT	FTA	PCT	OFF	DEF	TOT	AST	PF	DQ	STL	TO	BLK	PTS	AVG	HI
1953-54	71	1040	122	307	.397	-	-	86	132	.652	-	-	178	59	178	3	-	-	-	330	4.6	-
1954-55	72	1798	226	583	.388	-	-	298	362	.823	-	-	349	114	231	7	-	-	-	750	10.4	-
1955-56	72	1930	254	647	.393	-	-	304	355	.856	-	-	296	142	253	4	-	-	-	812	11.3	-
1956-57	70	997	113	351	.322	-	-	160	193	.829	-	-	185	52	144	3	-	-	-	386	5.5	-
1957-58	50	979	128	357	.359	-	-	201	237	.848	-	-	211	71	126	5	-	-	-	457	9.1	-
TOT	335	6744	843	2245	.376	-	-	1049	1279	.820	-	-	1219	438	932	22	-	-	-	2735	8.2	-

PLAYOFFS

G	MIN	FG	FGA	PCT	3P	3A	PCT	FT	FTA	PCT	OFF	DEF	TOT	AST	PF	DQ	STL	TO	BLK	PTS	AVG	HI
1952-53	7	29	1	8	.125	-	-	7	11	.636	-	-	4	0	-	-	-	-	-	9	1.3	-
1953-54	13	163	11	32	.344	-	-	12	20	.600	-	-	21	5	-	-	-	-	-	34	2.6	-
1954-55	7	140	14	51	.275	-	-	25	36	.694	-	-	31	7	-	-	-	-	-	53	7.6	-
1955-56	3	87	13	23	.565	-	-	17	20	.850	-	-	15	5	-	-	-	-	-	43	14.3	-
1956-57	5	83	6	21	.286	-	-	15	17	.882	-	-	12	8	-	-	-	-	-	27	5.4	-
TOT	35	502	45	135	.333	-	-	76	104	.731	-	-	83	25	-	-	-	-	-	166	4.7	-

HOWIE SCHULTZ - 6-6, 220 - HAMLINE

JULY 3, 1922

REGULAR SEASON

G	MIN	FG	FGA	PCT	3P	3A	PCT	FT	FTA	PCT	OFF	DEF	TOT	AST	PF	DQ	STL	TO	BLK	PTS	AVG	HI
1951-52	86	1301	89	315	.283	-	-	90	119	.756	-	-	246	102	197	13	-	-	-	268	4.1	-
1952-53	40	474	24	90	.267	-	-	43	62	.694	-	-	80	29	73	1	-	-	-	91	2.3	-
TOT	106	1775	113	405	.279	-	-	133	181	.735	-	-	326	131	270	14	-	-	-	359	3.4	-

PLAYOFFS

G	MIN	FG	FGA	PCT	3P	3A	PCT	FT	FTA	PCT	OFF	DEF	TOT	AST	PF	DQ	STL	TO	BLK	PTS	AVG	HI
1951-52	12	99	6	18	.333	-	-	6	10	.600	-	-	19	5	-	-	-	-	-	18	1.5	-

BYRON SCOTT - 6-4, 200 - ARIZONA STATE

MARCH 28, 1961

REGULAR SEASON

	G	MIN	FG	FGA	PCT	3P	3A	PCT	FT	FTA	PCT	OFF	DEF	TOT	AST	PF	DQ	STL	TO	BLK	PTS	AVG	HI
1983-84	74	1637	334	690	.484	8	34	.235	112	139	806	50	114	164	177	174	0	81	116	19	788	10.6	32
1984-85	81	2305	541	1003	.539	26	60	.433	187	228	820	57	153	210	244	197	1	100	137	17	1295	16.0	30
1985-86	76	2190	507	989	.513	22	61	.361	138	176	784	55	134	189	164	167	0	85	110	15	1174	15.4	31
1986-87	82	2729	554	1134	.489	65	149	.436	224	251	892	63	223	286	281	163	0	125	144	18	1397	17.0	33
1987-88	81	3048	710	1348	.527	62	179	.346	272	317	858	76	257	333	335	204	2	155	161	27	1754	21.7	38
1988-89	74	2605	588	1198	.491	77	193	.399	195	226	863	72	230	302	231	181	1	114	157	27	1448	19.6	35
1989-90	77	2593	472	1005	.470	93	220	.423	160	209	766	51	191	242	274	180	2	77	122	31	1197	15.5	33
1990-91	82	2630	501	1051	.477	71	219	.324	118	148	797	54	192	246	177	146	0	95	85	21	1191	14.5	32
1991-92	82	2679	460	1005	.458	54	157	.344	244	291	838	74	236	310	226	140	0	105	119	28	1218	14.9	31
1992-93	58	1677	296	659	.449	44	135	.326	156	184	848	27	107	134	157	98	0	55	70	13	792	13.7	29
1996-97	79	1440	163	379	.430	73	188	.388	127	151	841	21	97	118	99	72	0	46	53	16	526	6.7	19
TOT	846	25533	5126	10461	.490	595	1595	.373	1933	2320	.833	600	1934	2534	2365	1722	6	1038	1275	232	12780	15.1	-

PLAYOFFS

	G	MIN	FG	FGA	PCT	3P	3A	PCT	FT	FTA	PCT	OFF	DEF	TOT	AST	PF	DQ	STL	TO	BLK	PTS	AVG	HI
1983-84	20	404	74	161	.460	2	10	.200	21	35	.600	11	26	37	34	-	-	18	26	2	171	8.6	-
1984-85	19	585	138	267	.517	10	21	.476	35	44	.795	16	36	52	50	-	-	41	24	4	321	16.9	-
1985-86	14	470	90	181	.497	6	17	.353	38	42	.905	15	40	55	42	-	-	19	30	2	224	16.0	-
1986-87	18	608	103	210	.490	7	34	.206	53	67	.791	20	42	62	57	-	-	19	25	4	266	14.8	-
1987-88	24	897	178	357	.499	24	55	.436	90	104	.865	26	74	100	60	-	-	34	47	5	470	19.6	-
1988-89	11	402	79	140	.494	15	39	.385	44	55	.836	10	35	45	25	-	-	18	20	2	219	19.9	-
1989-90	9	325	49	106	.462	13	34	.382	10	13	.769	7	30	37	23	-	-	20	13	3	121	13.4	-
1990-91	18	678	95	186	.511	20	38	.526	27	34	.794	13	44	57	29	-	-	23	17	4	237	13.2	-
1991-92	4	148	22	44	.500	7	12	.583	24	27	.889	3	7	10	14	-	-	6	5	1	75	18.8	-
1992-93	5	177	21	42	.500	8	15	.533	18	23	.783	0	11	11	9	-	-	5	4	0	68	13.6	-
1996-97	8	134	15	33	.455	4	11	.364	17	19	.895	0	12	12	11	-	-	1	8	0	51	6.4	-
TOT	150	4828	864	1747	.495	116	286	.406	379	463	.819	121	357	478	354	-	-	204	219	27	2223	14.8	-

CHARLES SCOTT - 6-5, 175 - NORTH CAROLINA

DECEMBER 15, 1948

REGULAR SEASON

G	MIN	FG	FGA	PCT	3P	3A	PCT	FT	FTA	PCT	OFF	DEF	TOT	AST	PF	DQ	STL	TO	BLK	PTS	AVG	HI
1977-78	48	1393	225	509	.442	-	-	110	142	.775	38	110	148	235	155	4	59	133	11	560	11.7	24

PLAYOFFS

G	MIN	FG	FGA	PCT	3P	3A	PCT	FT	FTA	PCT	OFF	DEF	TOT	AST	PF	DQ	STL	TO	BLK	PTS	AVG	HI
1977-78	3	103	12	40	.300	-	-	6	8	.750	-	-	13	14	-	-	4	5	-	30	10.0	-

ALL-TIME ROSTER WITH STATISTICS

SHEA SEALS - 6-5, 210 - TULSA

AUGUST 26, 1975

REGULAR SEASON

G	MIN	FG	FGA	PCT	3P	3A	PCT	FT	FTA	PCT	OFF	DEF	TOT	AST	PF	DQ	STL	TO	BLK	PTS	AVG	HI
1997-98	4	9	1	8	.125	0	3A	0	.000	2	4	.500	3	1	4	0	1	0	0	4	1.0	2

FRANK SELVY - 6-2, 180 - FURMAN

NOVEMBER 9, 1932

REGULAR SEASON

G	MIN	FG	FGA	PCT	3P	3A	PCT	FT	FTA	PCT	OFF	DEF	TOT	AST	PF	DQ	STL	TO	BLK	PTS	AVG	HI
1957-58	12	231	28	84	.333	-	-	20	29	.690	-	-	35	19	21	0	-	-	-	74	6.3	-
1959-60	43	1091	169	427	.396	-	-	122	160	.763	-	-	127	81	76	-	-	-	-	460	10.7	-
1960-61	77	2153	311	767	.405	-	-	210	279	.753	-	-	299	246	219	3	-	-	-	832	10.8	-
1961-62	79	2806	433	1032	.420	-	-	298	404	.738	-	-	412	381	232	0	-	-	-	1164	14.7	-
1962-63	80	2369	317	747	.424	-	-	192	269	.714	-	-	289	281	149	0	-	-	-	826	10.3	-
1963-64	73	1286	160	423	.378	-	-	78	122	.639	-	-	139	149	115	1	-	-	-	398	5.5	-
TOT	364	9936	1418	3480	.407	-	-	920	1263	.728	-	-	1301	1157	812	4	-	-	-	3756	10.3	-

PLAYOFFS

G	MIN	FG	FGA	PCT	3P	3A	PCT	FT	FTA	PCT	OFF	DEF	TOT	AST	PF	DQ	STL	TO	BLK	PTS	AVG	HI
1959-60	9	330	55	153	.359	-	-	31	44	.705	-	-	55	29	-	-	-	-	-	141	15.7	-
1960-61	12	371	43	111	.387	-	-	37	48	.771	-	-	44	50	-	-	-	-	-	123	10.3	-
1961-62	13	478	66	152	.434	-	-	33	39	.846	-	-	73	65	-	-	-	-	-	165	12.7	-
1962-63	13	317	32	81	.395	-	-	39	48	.813	-	-	45	36	-	-	-	-	-	103	7.9	-
1963-64	3	69	13	27	.481	-	-	2	2	1.000	-	-	5	6	-	-	-	-	-	28	9.3	-
TOT	50	1565	209	524	.399	-	-	142	181	.785	-	-	222	186	-	-	-	-	-	560	11.2	-

RAMON SESSIONS - 6-3, 190 - NEVADA-RENO

APRIL 11, 1986

REGULAR SEASON

	G	MIN	FG	FGA	PCT	3P	3A	PCT	FT	FTA	PCT	OFF	DEF	TOT	AST	PF	DQ	STL	TO	BLK	PTS	AVG	HI
2011-12	23	701	101	211	.479	17	35	.486	72	101	.713	14	73	87	142	37	0	17	59	2	291	12.7	23

PLAYOFFS

	G	MIN	FG	FGA	PCT	3P	3A	PCT	FT	FTA	PCT	OFF	DEF	TOT	AST	PF	DQ	STL	TO	BLK	PTS	AVG	HI
2011-12	12	380	43	114	.377	4	25	.160	26	35	.743	3	33	36	43	27	0	4	22	1	116	9.7	-

CHARLIE SHARE - 6-11, 245 - BOWLING GREEN STATE

MARCH 14, 1927

REGULAR SEASON

G	MIN	FG	FGA	PCT	3P	3A	PCT	FT	FTA	PCT	OFF	DEF	TOT	AST	PF	DQ	STL	TO	BLK	PTS	AVG	HI
1959-60*	41	651	59	151	.391	-	-	53	80	.663	-	-	221	62	142	9	-	-	-	171	4.2	-

PLAYOFFS

G	MIN	FG	FGA	PCT	3P	3A	PCT	FT	FTA	PCT	OFF	DEF	TOT	AST	PF	DQ	STL	TO	BLK	PTS	AVG	HI
1959-60	9	123	6	14	.429	-	-	10	11	.909	-	-	34	5	-	-	-	-	-	22	2.4	-

BRIAN SHAW - 6-6, 200 - UC SANTA BARBARA

MARCH 22, 1966

REGULAR SEASON

	G	MIN	FG	FGA	PCT	3P	3A	PCT	FT	FTA	PCT	OFF	DEF	TOT	AST	PF	DQ	STL	TO	BLK	PTS	AVG	HI
1999-00	74	1249	123	322	.382	18	58	.310	41	54	.759	45	171	216	201	105	0	35	75	14	305	4.1	14
2000-01	80	1833	164	411	.399	42	135	.311	51	64	.797	48	256	304	258	159	1	49	97	27	421	5.3	22
2001-02	58	631	61	173	.353	29	88	.330	18	26	.692	19	93	112	89	43	0	25	32	3	169	2.9	16
2002-03	72	900	101	261	.387	38	109	.349	10	15	.667	20	99	119	103	62	0	32	54	13	250	3.5	20
TOT	284	4613	449	1167	.385	127	390	.326	120	159	.755	132	619	751	651	369	1	141	258	57	1145	4.0	-

PLAYOFFS

G	MIN	FG	FGA	PCT	3P	3A	PCT	FT	FTA	PCT	OFF	DEF	TOT	AST	PF	DQ	STL	TO	BLK	PTS	AVG	HI
1999-00	22	408	45	107	.421	16	48	.333	13	16	.813	7	44	51	67	-	11	17	4	119	5.4	-
2000-01	16	290	27	72	.375	10	29	.345	6	9	.667	10	45	55	43	-	10	16	1	70	4.4	-
2001-02	19	238	21	63	.333	9	32	.281	4	4	1.000	9	26	35	30	-	5	8	6	55	2.9	-
2002-03	12	215	15	49	.306	6	26	.231	2	3	.667	1	37	38	24	-	4	9	5	38	3.2	-
TOT	69	1151	108	291	.371	41	135	.304	25	32	.781	27	152	179	164	-	30	50	16	282	4.1	-

BOB SIMS - 6-5, 220 - PEPPERDINE

OCTOBER 9, 1938

REGULAR SEASON

G	MIN	FG	FGA	PCT	3P	3A	PCT	FT	FTA	PCT	OFF	DEF	TOT	AST	PF	DQ	STL	TO	BLK	PTS	AVG	HI
1961-62	19	171	22	59	.373	-	-	19	39	.487	-	-	27	12	40	-	-	-	-	63	3.3	-

MYER "WHITEY" SKOOG - 5-11, 180 - MINNESOTA

NOVEMBER 2, 1926

REGULAR SEASON

G	MIN	FG	FGA	PCT	3P	3A	PCT	FT	FTA	PCT	OFF	DEF	TOT	AST	PF	DQ	STL	TO	BLK	PTS	AVG	HI
1951-52	35	988	102	296	.345	-	-	30	38	.789	-	-	122	60	94	4	-	-	-	234	6.7	-
1952-53	68	996	102	264	.386	-	-	46	61	.754	-	-	121	82	137	2	-	-	-	250	3.7	-
1953-54	71	1877	212	530	.400	-	-	72	97	.742	-	-	224	179	234	5	-	-	-	496	7.0	-
1954-55	72	2365	330	836	.395	-	-	125	155	.806	-	-	303	251	265	10	-	-	-	785	10.9	-
1955-56	72	2311	340	854	.398	-	-	155	193	.803	-	-	291	255	232	5	-	-	-	835	11.6	-
1956-57	23	656	78	220	.355	-	-	44	47	.936	-	-	72	76	65	1	-	-	-	200	8.7	-
TOT	341	9193	1164	3000	.388	-	-	472	591	.799	-	-	1133	903	1027	27	-	-	-	2800	8.2	-

PLAYOFFS

G	MIN	FG	FGA	PCT	3P	3A	PCT	FT	FTA	PCT	OFF	DEF	TOT	AST	PF	DQ	STL	TO	BLK	PTS	AVG	HI
1952-53	11	198	24	56	.429	-	-	16	20	.800	-	-	23	13	-	-	-	-	-	64	5.8	-
1953-54	13	402	42	107	.393	-	-	12	21	.571	-	-	47	23	-	-	-	-	-	96	7.4	-
1954-55	7	241	36	92	.391	-	-	19	21	.905	-	-	37	16	-	-	-	-	-	91	13.0	-
1955-56	3	90	13	31	.419	-	-	3	11	.273	-	-	18	18	-	-	-	-	-	29	9.7	-
TOT	34	931	115	286	.402	-	-	50	73	.685	-	-	125	70	-	-	-	-	-	280	8.2	-



ALL-TIME ROSTER WITH STATISTICS

DONALD SMITH - 6-2, 190 - MINNESOTA

JULY 27, 1920

REGULAR SEASON

G	MIN	FG	FGA	PCT	3P	3A	PCT	FT	FTA	PCT	OFF	DEF	TOT	AST	PF	DQ	STL	TO	BLK	PTS	AVG	HI
1948-49	8	-	2	13	.154	-	-	2	3	.667	-	-	-	2	6	-	-	-	6	0.8	-	-

ELMORE SMITH - 7-1, 250 - KENTUCKY STATE

MAY 9, 1949

REGULAR SEASON

G	MIN	FG	FGA	PCT	3P	3A	PCT	FT	FTA	PCT	OFF	DEF	TOT	AST	PF	DQ	STL	TO	BLK	PTS	AVG	HI
1973-74	81	2922	434	949	.457	-	-	147	249	.590	204	702	906	150	309	8	71	-	393	1015	12.5	37
1974-75	74	2341	346	702	.493	-	-	112	231	.485	210	600	810	145	255	6	84	-	216	804	10.9	30
TOT	155	5263	780	1651	.472	-	-	259	480	.540	414	1302	1716	295	564	14	155	-	609	1819	11.7	-

PLAYOFFS

G	MIN	FG	FGA	PCT	3P	3A	PCT	FT	FTA	PCT	OFF	DEF	TOT	AST	PF	DQ	STL	TO	BLK	PTS	AVG	HI
1973-74	5	171	42	88	.477	-	-	12	17	.706	-	-	53	6	-	-	-	-	96	19.2	-	-

JOE SMITH - 6-10, 225 - MARYLAND

JULY 26, 1975

REGULAR SEASON

G	MIN	FG	FGA	PCT	3P	3A	PCT	FT	FTA	PCT	OFF	DEF	TOT	AST	PF	DQ	STL	TO	BLK	PTS	AVG	HI
2010-11	12	44	2	12	.167	0	-	2	2	1.000	2	16	18	3	10	0	0	3	4	6	0.5	2

PLAYOFFS

G	MIN	FG	FGA	PCT	3P	3A	PCT	FT	FTA	PCT	OFF	DEF	TOT	AST	PF	DQ	STL	TO	BLK	PTS	AVG	HI
2010-11	5	11	0	2	.000	0	0	0	0	-	1	0	1	0	-	-	0	0	0	0	0.0	-

ROBERT SMITH - 6-4, 190 - WEST VIRGINIA

AUGUST 20, 1937

REGULAR SEASON

G	MIN	FG	FGA	PCT	3P	3A	PCT	FT	FTA	PCT	OFF	DEF	TOT	AST	PF	DQ	STL	TO	BLK	PTS	AVG	HI
1959-60	10	130	13	54	.241	-	-	11	16	.688	-	-	33	14	10	0	-	-	37	3.7	-	-
1961-62	3	7	0	1	.000	-	-	0	0	-	-	-	0	0	1	0	-	-	0	0.0	-	-
TOT	13	137	13	55	.236	-	-	11	16	.688	-	-	33	14	11	0	-	-	37	2.8	-	-

TONY SMITH - 6-4, 205 - MARQUETTE

JUNE 14, 1968

REGULAR SEASON

	G	MIN	FG	FGA	PCT	3P	3A	PCT	FT	FTA	PCT	OFF	DEF	TOT	AST	PF	DQ	STL	TO	BLK	PTS	AVG	HI
1990-91	64	695	97	220	.441	0	7	.000	40	.57	702	24	47	71	135	80	0	28	69	12	234	3.7	12
1991-92	63	820	113	283	.399	0	11	.000	49	.75	.653	31	45	76	109	91	0	39	50	8	275	4.4	18
1992-93	55	752	133	275	.484	2	11	.182	62	.82	.756	46	41	87	63	72	1	50	40	7	330	6.0	20
1993-94	73	1617	272	617	.441	16	50	.320	85	.119	.714	106	89	195	148	128	1	59	76	14	645	8.8	25
1994-95	61	1024	132	309	.427	32	91	.352	44	.63	.698	43	64	107	102	111	0	46	50	7	340	5.6	19
TOT	316	4908	747	1704	.438	50	170	.294	280	.396	.707	250	286	536	557	482	2	222	285	48	1824	5.8	-

PLAYOFFS

	G	MIN	FG	FGA	PCT	3P	3A	PCT	FT	FTA	PCT	OFF	DEF	TOT	AST	PF	DQ	STL	TO	BLK	PTS	AVG	HI
1990-91	7	40	6	13	.462	0	0	-	2	3	.667	3	0	3	2	-	-	1	6	0	14	2.0	-
1991-92	4	40	3	10	.300	0	2	.000	1	2	.500	1	1	2	5	-	-	4	3	0	7	1.8	-
1992-93	5	73	13	25	.520	2	4	.500	6	9	.667	5	3	8	2	-	-	1	3	1	34	6.8	-
1994-95	6	27	3	13	.231	3	10	.300	0	2	.000	1	2	3	3	-	-	0	4	0	9	1.5	-
TOT	22	180	25	61	.410	5	16	.313	9	16	.563	10	6	16	12	-	-	6	16	1	64	2.9	-

MIKE SMREK - 7-0, 250 - CANISIUS

AUGUST 31, 1962

REGULAR SEASON

	G	MIN	FG	FGA	PCT	3P	3A	PCT	FT	FTA	PCT	OFF	DEF	TOT	AST	PF	DQ	STL	TO	BLK	PTS	AVG	HI
1986-87	35	233	30	60	.500	0	0	-	16	25	.640	13	24	37	5	70	1	4	19	13	76	2.2	8
1987-88	48	421	44	103	.427	0	0	-	44	66	.667	27	58	85	8	105	3	7	30	42	132	2.8	12
TOT	83	654	74	163	.454	0	0	-	60	91	.659	40	82	122	13	175	4	11	49	55	208	2.5	-

PLAYOFFS

	G	MIN	FG	FGA	PCT	3P	3A	PCT	FT	FTA	PCT	OFF	DEF	TOT	AST	PF	DQ	STL	TO	BLK	PTS	AVG	HI
1986-87	10	33	2	10	.200	0	0	-	4	6	.667	3	4	7	0	-	-	0	1	6	8	0.8	-
1987-88	8	34	1	5	.200	0	0	-	1	3	.333	1	5	6	0	-	-	1	2	3	3	0.4	-
TOT	18	67	3	15	.200	0	0	-	5	9	.555	4	9	13	0	-	-	1	3	9	11	0.6	-

RON SOBIE - 6-3, 195 - DEPAUL

SEPTEMBER 21, 1934

REGULAR SEASON

G	MIN	FG	FGA	PCT	3P	3A	PCT	FT	FTA	PCT	OFF	DEF	TOT	AST	PF	DQ	STL	TO	BLK	PTS	AVG	HI
1959-60	1	13	1	4	.250	-	-	0	1	.000	-	-	2	2	4	0	-	-	2	2	2.0	-

RORY SPARROW - 6-2, 175 - VILLANOVA

JUNE 12, 1958

REGULAR SEASON

	G	MIN	FG	FGA	PCT	3P	3A	PCT	FT	FTA	PCT	OFF	DEF	TOT	AST	PF	DQ	STL	TO	BLK	PTS	AVG	HI
1991-92	42	471	57	143	.399	2	13	.154	8	13	.615	3	24	27	79	55	0	12	31	5	124	3.0	12

PLAYOFFS

	G	MIN	FG	FGA	PCT	3P	3A	PCT	FT	FTA	PCT	OFF	DEF	TOT	AST	PF	DQ	STL	TO	BLK	PTS	AVG	HI
1991-92	3	16	1	4	.250	0	0	-	3	4	.750	1	0	1	4	-	-	1	0	0	5	1.7	-

ART SPOELSTRA - 6-9, 220 - WESTERN KENTUCKY

SEPTEMBER 11, 1932

REGULAR SEASON

G	MIN	FG	FGA	PCT	3P	3A	PCT	FT	FTA	PCT	OFF	DEF	TOT	AST	PF	DQ	STL	TO	BLK	PTS	AVG	HI
1957-58	50	1098	141	353	.399	-	-	-	100	.150	.667	-	-	281	51	183	-	-	-	382	7.6	-

ALL-TIME ROSTER WITH STATISTICS

LARRY SPRIGGS - 6-7, 230 - HOWARD

SEPTEMBER 8, 1959

REGULAR SEASON

	G	MIN	FG	FGA	PCT	3P	3A	PCT	FT	FTA	PCT	OFF	DEF	TOT	AST	PF	DQ	STL	TO	BLK	PTS	AVG	HI
1983-84	38	363	44	82	.537	0	2	.000	36	50	.720	16	45	61	30	55	0	12	34	4	124	3.3	18
1984-85	75	1292	194	354	.548	0	3	.000	112	146	.767	77	150	227	132	195	2	47	115	13	500	6.7	20
1985-86	43	471	88	192	.458	0	1	.000	38	49	.776	28	53	81	49	78	0	18	54	9	214	5.0	18
TOT	156	2126	326	628	.519	0	6	.000	186	245	.759	121	248	369	211	328	2	77	203	26	838	5.4	-

PLAYOFFS

	G	MIN	FG	FGA	PCT	3P	3A	PCT	FT	FTA	PCT	OFF	DEF	TOT	AST	PF	DQ	STL	TO	BLK	PTS	AVG	HI
1983-84	9	45	7	19	.368	0	0	-	11	11	1.000	4	5	9	3	-	-	0	7	1	25	2.8	-
1984-85	16	230	40	77	.519	0	2	.000	18	29	.621	16	35	51	33	-	-	4	26	5	98	6.1	-
1985-86	3	13	5	6	.833	0	0	-	10	10	1.000	1	6	7	2	-	-	1	0	0	20	6.7	-
TOT	28	288	52	102	.510	0	2	.000	39	50	.780	21	46	67	38	-	-	5	33	6	143	5.1	-

LANCE STEPHENSON - 6-6, 230 - CINCINNATI

SEPTEMBER 5, 1990

REGULAR SEASON

	G	MIN	FG	FGA	PCT	3P	3A	PCT	FT	FTA	PCT	OFF	DEF	TOT	AST	PF	DQ	STL	TO	BLK	PTS	AVG	HI
2018-19	68	1123	184	432	.426	73	197	.371	50	73	.685	32	183	215	140	111	0	41	86	7	491	7.2	23

DEREK STRONG - 6-8, 225 - XAVIER

FEBRUARY 9, 1968

REGULAR SEASON

	G	MIN	FG	FGA	PCT	3P	3A	PCT	FT	FTA	PCT	OFF	DEF	TOT	AST	PF	DQ	STL	TO	BLK	PTS	AVG	HI
1995-96	63	746	72	169	.426	1	9	.111	69	85	.812	60	118	178	32	80	1	18	20	12	214	3.4	16

GENE STUMP - 6-2, 185 - DEPAUL

NOVEMBER 13, 1923

REGULAR SEASON

	G	MIN	FG	FGA	PCT	3P	3A	PCT	FT	FTA	PCT	OFF	DEF	TOT	AST	PF	DQ	STL	TO	BLK	PTS	AVG	HI
1949-50	23	-	27	95	.284	-	-	-	7	14	.500	-	-	-	23	32	-	-	-	-	61	2.7	-

SUN YUE - 6-9, 205 - CHINA

NOVEMBER 6, 1985

REGULAR SEASON

	G	MIN	FG	FGA	PCT	3P	3A	PCT	FT	FTA	PCT	OFF	DEF	TOT	AST	PF	DQ	STL	TO	BLK	PTS	AVG	HI
2008-09	10	28	3	11	.273	0	6	.000	0	0	-	0	0	0	2	10	0	1	3	1	6	0.6	4

DON SUNDERLAGE - 6-1, 180 - ILLINOIS

DECEMBER 20, 1929

REGULAR SEASON

	G	MIN	FG	FGA	PCT	3P	3A	PCT	FT	FTA	PCT	OFF	DEF	TOT	AST	PF	DQ	STL	TO	BLK	PTS	AVG	HI
1954-55	45	404	33	133	.248	-	-	-	48	73	.658	-	-	56	37	57	0	-	-	-	114	2.5	-

EARL TATUM - 6-4, 185 - MARQUETTE

JULY 26, 1953

REGULAR SEASON

	G	MIN	FG	FGA	PCT	3P	3A	PCT	FT	FTA	PCT	OFF	DEF	TOT	AST	PF	DQ	STL	TO	BLK	PTS	AVG	HI
1976-77	48	1249	283	607	.466	-	-	-	72	100	.720	83	153	236	118	168	1	85	-	22	638	9.4	23
1977-78	25	663	153	314	.487	-	-	-	45	59	.763	23	67	90	70	85	1	37	53	10	351	14.0	25
TOT	93	1912	436	921	.473	-	-	-	117	159	.736	106	220	326	188	253	2	122	53	32	989	10.6	-

PLAYOFFS

	G	MIN	FG	FGA	PCT	3P	3A	PCT	FT	FTA	PCT	OFF	DEF	TOT	AST	PF	DQ	STL	TO	BLK	PTS	AVG	HI
1976-77	11	356	67	134	.500	-	-	-	16	24	.667	-	-	54	27	-	-	-	-	-	150	13.6	-

TERRY TEAGLE - 6-5, 195 - BAYLOR

APRIL 10, 1960

REGULAR SEASON

	G	MIN	FG	FGA	PCT	3P	3A	PCT	FT	FTA	PCT	OFF	DEF	TOT	AST	PF	DQ	STL	TO	BLK	PTS	AVG	HI
1990-91	82	1498	335	757	.443	0	9	.000	145	177	.819	82	99	181	82	165	1	31	83	8	815	9.9	35
1991-92	82	1602	364	805	.452	1	4	.250	151	197	.766	91	92	183	113	148	0	66	114	9	880	10.7	28
TOT	164	3100	699	1562	.448	1	13	.077	296	374	.791	173	191	364	195	313	1	97	197	17	1695	10.3	-

PLAYOFFS

	G	MIN	FG	FGA	PCT	3P	3A	PCT	FT	FTA	PCT	OFF	DEF	TOT	AST	PF	DQ	STL	TO	BLK	PTS	AVG	HI
1990-91	18	274	47	125	.376	0	0	-	25	32	.781	8	20	28	11	-	-	8	16	4	119	6.6	-
1991-92	4	126	27	55	.491	0	0	-	16	20	.800	3	10	13	8	-	-	5	8	2	70	17.5	-
TOT	22	400	74	180	.411	0	0	-	41	52	.788	11	30	41	19	-	-	13	24	6	189	8.6	-

IRVING THOMAS - 6-9, 230 - FLORIDA STATE

JANUARY 2, 1966

REGULAR SEASON

	G	MIN	FG	FGA	PCT	3P	3A	PCT	FT	FTA	PCT	OFF	DEF	TOT	AST	PF	DQ	STL	TO	BLK	PTS	AVG	HI
1990-91	26	108	17	50	.340	0	0	-	12	21	.571	14	17	31	10	24	0	4	13	1	46	1.8	9

PLAYOFFS

	G	MIN	FG	FGA	PCT	3P	3A	PCT	FT	FTA	PCT	OFF	DEF	TOT	AST	PF	DQ	STL	TO	BLK	PTS	AVG	HI
1990-91	3	5	1	1	1.000	0	0	-	0	0	-	0	0	0	0	-	-	0	0	0	2	0.7	-

ISAIAH THOMAS - 5-9, 185 - WASHINGTON

FEBRUARY 7, 1989

REGULAR SEASON

	G	MIN	FG	FGA	PCT	3P	3A	PCT	FT	FTA	PCT	OFF	DEF	TOT	AST	PF	DQ	STL	TO	BLK	PTS	AVG	HI
2017-18	17	456	87	227	.383	33	101	.327	58	63	.921	10	26	36	85	33	0	6	54	1	265	15.6	29



ALL-TIME ROSTER WITH STATISTICS

BILLY THOMPSON - 6-7, 220 - LOUISVILLE

DECEMBER 1, 1963

REGULAR SEASON

	G	MIN	FG	FGA	PCT	3P	3A	PCT	FT	FTA	PCT	OFF	DEF	TOT	AST	PF	DQ	STL	TO	BLK	PTS	AVG	HI
1986-87	59	762	142	261	.544	0	1	.000	48	74	.649	69	102	171	60	148	1	15	61	30	332	5.6	13
1987-88	9	38	3	13	.231	0	0	-	8	10	.800	2	7	9	1	11	0	1	6	0	14	1.6	4
TOT	68	800	145	274	.529	0	1	.000	56	84	.667	71	109	180	61	159	1	16	67	30	346	5.1	-

PLAYOFFS

	G	MIN	FG	FGA	PCT	3P	3A	PCT	FT	FTA	PCT	OFF	DEF	TOT	AST	PF	DQ	STL	TO	BLK	PTS	AVG	HI
1986-87	3	27	6	11	.545	0	0	-	2	2	1.000	3	3	6	2	-	-	4	0	0	14	4.7	-

MYCHAL THOMPSON - 6-10, 235 - MINNESOTA

JANUARY 30, 1955

REGULAR SEASON

	G	MIN	FG	FGA	PCT	3P	3A	PCT	FT	FTA	PCT	OFF	DEF	TOT	AST	PF	DQ	STL	TO	BLK	PTS	AVG	HI
1986-87	33	680	129	269	.480	0	1	.000	75	101	.743	47	89	136	28	85	1	14	57	30	333	10.1	24
1987-88	80	2007	370	722	.512	0	3	.000	185	292	.634	198	291	489	66	251	1	38	113	79	925	11.6	28
1988-89	80	1994	291	521	.559	0	1	.000	156	230	.678	157	310	467	48	224	0	58	97	59	738	9.2	27
1989-90	70	1883	281	562	.500	0	0	-	144	204	.706	173	304	477	43	207	0	33	79	73	706	10.1	24
1990-91	72	1077	113	228	.496	0	2	.000	62	88	.705	74	154	228	21	112	0	23	47	23	288	4.0	19
TOT	335	7641	1184	2302	.514	0	7	.000	622	915	.680	649	1148	1797	206	879	2	166	393	264	2990	8.9	-

PLAYOFFS

	G	MIN	FG	FGA	PCT	3P	3A	PCT	FT	FTA	PCT	OFF	DEF	TOT	AST	PF	DQ	STL	TO	BLK	PTS	AVG	HI
1986-87	18	401	62	137	.453	0	-	-	34	50	.680	29	59	88	9	-	-	7	16	17	158	8.8	-
1987-88	24	615	98	191	.513	0	0	-	36	62	.581	63	107	170	12	-	-	17	33	21	232	9.7	-
1988-89	15	377	65	128	.508	0	0	-	41	60	.683	39	38	77	11	-	-	6	14	12	171	11.4	-
1989-90	9	225	21	44	.477	0	0	-	16	26	.615	15	24	39	2	-	-	2	17	13	58	6.4	-
1990-91	8	42	2	7	.286	0	0	-	0	0	-	3	6	9	0	-	-	0	1	3	4	0.5	-
TOT	74	1660	248	507	.489	0	0	-	127	198	.641	149	234	383	34	-	-	32	81	66	623	8.4	-

SEDALE THREATT - 6-2, 185 - WEST VIRGINIA TECH

SEPTEMBER 10, 1958

REGULAR SEASON

	G	MIN	FG	FGA	PCT	3P	3A	PCT	FT	FTA	PCT	OFF	DEF	TOT	AST	PF	DQ	STL	TO	BLK	PTS	AVG	HI
1991-92	82	3070	509	1041	.489	20	62	.323	202	243	.831	43	210	253	593	231	1	168	182	16	1240	15.1	42
1992-93	82	2893	522	1028	.508	14	53	.264	177	215	.823	47	226	273	564	248	1	142	173	11	1235	15.1	32
1993-94	81	2278	411	852	.482	5	33	.152	138	155	.890	28	125	153	344	186	1	110	106	19	965	11.9	32
1994-95	59	1384	217	437	.497	36	95	.379	88	111	.793	21	103	124	248	139	1	54	70	12	558	9.5	38
1995-96	82	1687	241	526	.458	60	169	.355	54	71	.761	20	75	95	269	178	0	68	74	11	596	7.3	27
TOT	385	11312	1900	3884	.489	135	412	.328	659	795	.829	159	739	898	2018	982	4	542	605	69	4594	11.9	-

PLAYOFFS

	G	MIN	FG	FGA	PCT	3P	3A	PCT	FT	FTA	PCT	OFF	DEF	TOT	AST	PF	DQ	STL	TO	BLK	PTS	AVG	HI
1991-92	4	162	24	46	.522	2	3	.667	9	12	.750	0	8	8	17	-	-	2	11	0	59	14.8	-
1992-93	5	205	39	89	.438	3	13	.231	9	12	.750	3	14	17	40	-	-	13	12	1	90	18.0	-
1994-95	1	11	1	4	.250	0	2	.000	0	0	-	0	0	0	2	-	-	1	0	0	2	2.0	-
1995-96	4	57	4	18	.222	2	11	.182	0	0	-	1	2	3	4	-	-	2	3	0	10	2.5	-
TOT	14	435	68	157	.433	7	29	.241	18	24	.750	4	24	28	63	-	-	18	26	1	161	11.5	-

JACK TINGLE - 6-4, 205 - KENTUCKY

DECEMBER 30, 1924

REGULAR SEASON

	G	MIN	FG	FGA	PCT	3P	3A	PCT	FT	FTA	PCT	OFF	DEF	TOT	AST	PF	DQ	STL	TO	BLK	PTS	AVG	HI
1948-49	2	-	1	6	.167	-	-	-	0	0	-	-	-	-	1	2	-	-	-	-	2	1.0	-

RAY TOLBERT - 6-9, 225 - INDIANA

SEPTEMBER 10, 1958

REGULAR SEASON

	G	MIN	FG	FGA	PCT	3P	3A	PCT	FT	FTA	PCT	OFF	DEF	TOT	AST	PF	DQ	STL	TO	BLK	PTS	AVG	HI
1987-88	14	82	16	28	.571	0	0	-	10	13	.769	9	11	20	5	14	0	3	11	3	42	3.0	9

JOHN TRAPP - 6-7, 215 - UNLV

OCTOBER 2, 1945

REGULAR SEASON

	G	MIN	FG	FGA	PCT	3P	3A	PCT	FT	FTA	PCT	OFF	DEF	TOT	AST	PF	DQ	STL	TO	BLK	PTS	AVG	HI
1971-72	58	759	139	314	.443	-	-	-	51	73	.699	-	-	180	42	130	3	-	-	-	329	5.7	-
1972-73	5	35	3	12	.250	-	-	-	7	10	.700	-	-	14	2	10	0	-	-	-	13	2.6	-
TOT	63	794	142	326	.436	-	-	-	58	83	.699	-	-	194	44	140	3	-	-	-	342	5.4	-

PLAYOFFS

	G	MIN	FG	FGA	PCT	3P	3A	PCT	FT	FTA	PCT	OFF	DEF	TOT	AST	PF	DQ	STL	TO	BLK	PTS	AVG	HI
1971-72	10	71	8	33	.242	-	-	-	4	7	.571	-	-	16	5	-	-	-	-	-	20	2.0	-

JOHN TRESVANT - 6-7, 215 - SEATTLE

NOVEMBER 6, 1939

REGULAR SEASON

	G	MIN	FG	FGA	PCT	3P	3A	PCT	FT	FTA	PCT	OFF	DEF	TOT	AST	PF	DQ	STL	TO	BLK	PTS	AVG	HI
1969-70	20	221	47	88	.534	-	-	-	23	35	.657	-	-	63	17	40	0	-	-	-	117	5.9	-
1970-71	8	66	18	35	.514	-	-	-	7	10	.700	-	-	23	10	11	0	-	-	-	43	5.4	-
TOT	28	287	65	123	.528	-	-	-	30	45	.667	-	-	86	27	51	0	-	-	-	160	5.7	-

PLAYOFFS

	G	MIN	FG	FGA	PCT	3P	3A	PCT	FT	FTA	PCT	OFF	DEF	TOT	AST	PF	DQ	STL	TO	BLK	PTS	AVG	HI
1969-70	11	148	23	51	.451	-	-	-	19	23	.826	-	-	38	16	-	-	-	-	-	65	5.9	-

ALL-TIME ROSTER WITH STATISTICS

RONNY TURIJAF - 6-10, 249 - GONZAGA JANUARY 13, 1983

REGULAR SEASON																			
G	MIN	FG	FGA	PCT	3P	3A	PCT	FT	FTA	PCT	OFF	DEF	TOT	AST	PF	DQ	STL	TO	BLK
2005-06	23	161	15	30	.500	0	0	-	15	27	.556	11	26	37	8	30	0	3	7
2006-07	72	1087	147	268	.549	0	1	.000	89	134	.664	88	171	259	63	202	5	17	52
2007-08	78	1458	188	397	.474	0	1	.000	140	186	.753	95	211	306	128	199	3	28	72
TOT	173	2706	350	695	.504	0	2	.000	244	347	.703	194	408	602	199	431	8	48	131
PLAYOFFS																			
G	MIN	FG	FGA	PCT	3P	3A	PCT	FT	FTA	PCT	OFF	DEF	TOT	AST	PF	DQ	STL	TO	BLK
2005-06	3	25	15	5	.600	0	0	-	5	6	.833	4	3	7	0	-	0	2	1
2006-07	4	48	5	14	.357	0	0	-	7	10	.700	6	6	12	1	-	2	1	1
2007-08	19	187	14	36	.389	0	0	-	10	17	.588	6	21	27	5	-	2	9	18
TOT	26	260	22	55	.400	0	0	-	22	33	.667	16	30	46	6	-	4	12	20

WILLIAM TURNER - 6-7, 220 - AKRON FEBRUARY 18, 1944

REGULAR SEASON																			
G	MIN	FG	FGA	PCT	3P	3A	PCT	FT	FTA	PCT	OFF	DEF	TOT	AST	PF	DQ	STL	TO	BLK
1972-73	19	117	17	52	.327	-	-	-	4	7	.571	-	-	25	11	13	0	-	-
PLAYOFFS																			
G	MIN	FG	FGA	PCT	3P	3A	PCT	FT	FTA	PCT	OFF	DEF	TOT	AST	PF	DQ	STL	TO	BLK
1972-73	2	13	2	5	.400	-	-	-	2	2	1.000	-	-	2	0	-	-	-	6

IME UDOKA - 6-6, 215 - PORTLAND STATE AUGUST 9, 1977

REGULAR SEASON																			
G	MIN	FG	FGA	PCT	3P	3A	PCT	FT	FTA	PCT	OFF	DEF	TOT	AST	PF	DQ	STL	TO	BLK
2003-04	4	28	3	9	.333	0	1	.000	2	4	.500	1	4	5	2	3	0	2	3

NICK VAN EXEL - 6-1, 190 - CINCINNATI NOVEMBER 27, 1971

REGULAR SEASON																			
G	MIN	FG	FGA	PCT	3P	3A	PCT	FT	FTA	PCT	OFF	DEF	TOT	AST	PF	DQ	STL	TO	BLK
1993-94	81	2700	413	1049	.394	123	364	.338	150	192	.781	47	191	238	466	154	1	85	145
1994-95	80	2944	465	1107	.420	183	511	.358	235	300	.783	27	196	223	660	157	0	97	220
1995-96	74	2513	396	950	.417	144	403	.357	163	204	.799	29	152	181	509	115	0	70	156
1996-97	79	2937	432	1075	.402	177	468	.378	165	200	.825	44	182	226	672	110	0	75	212
1997-98	64	2053	311	743	.419	123	316	.389	136	172	.791	31	163	194	442	120	0	64	104
TOT	378	13147	2017	4924	.410	750	2062	.364	849	1068	.795	178	884	1062	2749	656	1	391	837
PLAYOFFS																			
G	MIN	FG	FGA	PCT	3P	3A	PCT	FT	FTA	PCT	OFF	DEF	TOT	AST	PF	DQ	STL	TO	BLK
1994-95	10	464	67	162	.414	21	66	.318	45	59	.763	9	29	38	73	-	21	22	3
1995-96	4	137	16	54	.296	5	16	.313	10	13	.769	4	12	16	27	-	2	11	0
1996-97	9	353	45	119	.378	12	44	.273	28	34	.824	6	25	31	58	-	10	18	0
1997-98	13	367	50	151	.331	22	70	.314	29	40	.725	9	23	32	54	-	8	22	1
TOT	36	1321	178	486	.366	60	196	.306	112	146	.767	28	89	117	212	-	41	73	4

JAY VINCENT - 6-8, 220 - MICHIGAN STATE JUNE 10, 1959

REGULAR SEASON																			
G	MIN	FG	FGA	PCT	3P	3A	PCT	FT	FTA	PCT	OFF	DEF	TOT	AST	PF	DQ	STL	TO	BLK
1989-90	24	200	41	78	.526	0	1	.000	8	12	.667	7	19	26	10	29	0	8	19
PLAYOFFS																			
G	MIN	FG	FGA	PCT	3P	3A	PCT	FT	FTA	PCT	OFF	DEF	TOT	AST	PF	DQ	STL	TO	BLK
1989-90	3	8	0	2	.000	0	0	-	0	0	-	0	0	0	-	-	0	2	0

SASHA VUJACIĆ - 6-7, 205 - SLOVENIA MARCH 8, 1984

REGULAR SEASON																			
G	MIN	FG	FGA	PCT	3P	3A	PCT	FT	FTA	PCT	OFF	DEF	TOT	AST	PF	DQ	STL	TO	BLK
2004-05	35	403	33	117	.282	17	63	.270	18	19	.947	13	49	62	51	41	1	12	15
2005-06	82	1449	108	312	.346	59	172	.343	46	52	.885	33	126	159	139	150	0	48	50
2006-07	73	935	105	268	.392	60	161	.373	43	49	.878	28	79	107	64	103	1	41	30
2007-08	72	1279	219	482	.454	118	270	.437	76	91	.835	19	135	154	72	107	0	36	52
2008-09	80	1293	155	401	.387	81	223	.363	70	76	.921	19	116	135	113	154	0	77	35
2009-10	67	575	66	164	.402	25	81	.309	28	33	.848	25	54	79	41	67	0	20	17
2010-11	11	54	8	23	.348	3	7	.429	1	2	.500	1	3	4	5	7	0	1	5
TOT	420	5987	694	1767	.393	363	977	.372	282	322	.876	138	562	700	485	629	2	235	204
PLAYOFFS																			
G	MIN	FG	FGA	PCT	3P	3A	PCT	FT	FTA	PCT	OFF	DEF	TOT	AST	PF	DQ	STL	TO	BLK
2005-06	7	129	11	26	.423	9	15	.600	11	11	1.000	3	14	17	6	-	4	3	0
2006-07	4	43	5	9	.556	1	4	.250	0	0	-	2	2	4	3	-	1	3	0
2007-08	21	456	55	138	.399	31	79	.392	30	35	.857	8	38	46	16	-	12	18	4
2008-09	23	250	24	91	.264	16	51	.314	5	6	.833	7	25	32	12	-	10	10	4
2009-10	10	76	10	23	.435	6	15	.400	5	6	.833	3	5	8	5	-	2	3	0
TOT	65	953	105	287	.366	63	164	.384	51	58	.879	23	84	107	42	-	29	37	8

VON WAFER - 6-5, 210 - FLORIDA STATE JULY 21, 1985

REGULAR SEASON																			
G	MIN	FG	FGA	PCT	3P	3A	PCT	FT	FTA	PCT	OFF	DEF	TOT	AST	PF	DQ	STL	TO	BLK
2005-06	16	73	6	38	.158	2	17	.118	6	8	.750	5	3	8	4	12	0	3	1



ALL-TIME ROSTER WITH STATISTICS

MILTON WAGNER - 6-5, 185 - LOUISVILLE

FEBRUARY 20, 1963

REGULAR SEASON

	G	MIN	FG	FGA	PCT	3P	3A	PCT	FT	FTA	PCT	OFF	DEF	TOT	AST	PF	DQ	STL	TO	BLK	PTS	AVG	HI
1987-88	40	380	62	147	.422	2	10	.200	26	29	.897	4	24	28	61	42	0	6	22	4	152	3.8	14

PLAYOFFS

	G	MIN	FG	FGA	PCT	3P	3A	PCT	FT	FTA	PCT	OFF	DEF	TOT	AST	PF	DQ	STL	TO	BLK	PTS	AVG	HI
1987-88	5	14	2	5	.400	0	1	.000	2	2	1.000	0	2	2	3	-	-	0	0	1	6	1.2	-

MORITZ WAGNER - 6-11, 245 - MICHIGAN

APRIL 26, 1997

REGULAR SEASON

	G	MIN	FG	FGA	PCT	3P	3A	PCT	FT	FTA	PCT	OFF	DEF	TOT	AST	PF	DQ	STL	TO	BLK	PTS	AVG	HI
2018-19	43	446	71	171	.415	22	77	.286	43	53	.811	17	68	85	24	57	0	11	39	13	207	4.8	22

SAMAKI WALKER - 6-9, 255 - LOUISVILLE

FEBRUARY 25, 1976

REGULAR SEASON

	G	MIN	FG	FGA	PCT	3P	3A	PCT	FT	FTA	PCT	OFF	DEF	TOT	AST	PF	DQ	STL	TO	BLK	PTS	AVG	HI
2001-02	69	1655	187	365	.512	0	0	-	86	129	.667	129	352	481	64	170	1	28	53	88	460	6.7	18
2002-03	67	1243	115	274	.420	0	1	.000	66	101	.653	115	253	368	64	143	4	20	56	55	296	4.4	14
TOT	136	2898	302	639	.473	0	1	1.000	152	230	.661	244	605	849	128	313	5	48	109	143	756	5.6	-

PLAYOFFS

	G	MIN	FG	FGA	PCT	3P	3A	PCT	FT	FTA	PCT	OFF	DEF	TOT	AST	PF	DQ	STL	TO	BLK	PTS	AVG	HI
2001-02	19	240	24	52	.462	1	1	1.000	13	17	.765	32	46	78	4	-	-	2	12	6	62	3.3	-
2002-03	9	49	2	5	.400	0	0	-	0	0	-	4	9	13	2	-	-	1	3	2	4	0.4	-
TOT	28	289	26	57	.456	1	1	1.000	13	17	.765	36	55	91	6	-	-	3	15	8	66	2.4	-

PAUL "LEFTY" WALTHER - 6-2, 165 - TENNESSEE

MARCH 23, 1927

REGULAR SEASON

G	MIN	FG	FGA	PCT	3P	3A	PCT	FT	FTA	PCT	OFF	DEF	TOT	AST	PF	DQ	STL	TO	BLK	PTS	AVG	HI
1949-50	22	-	32	80	.400	-	-	-	11	21	.524	-	-	-	10	39	-	-	-	75	3.4	-

LUKE WALTON - 6-8, 235 - ARIZONA

MARCH 28, 1980

REGULAR SEASON

	G	MIN	FG	FGA	PCT	3P	3A	PCT	FT	FTA	PCT	OFF	DEF	TOT	AST	PF	DQ	STL	TO	BLK	PTS	AVG	HI
2003-04	72	730	65	153	.425	13	39	.333	31	44	.705	39	88	127	113	70	1	28	44	8	174	2.4	9
2004-05	61	768	74	180	.411	16	61	.262	34	48	.708	55	87	142	93	70	0	26	58	11	198	3.2	19
2005-06	69	1333	135	328	.412	18	55	.327	57	76	.750	88	159	247	156	119	1	41	78	15	345	5.0	17
2006-07	60	1982	264	557	.474	48	124	.387	108	145	.745	87	215	302	257	117	2	60	118	21	684	11.4	25
2007-08	74	1729	215	478	.450	28	84	.333	77	109	.706	85	206	291	218	133	1	60	108	18	535	7.2	19
2008-09	65	1166	134	307	.436	17	57	.298	41	57	.719	55	125	180	177	105	1	32	69	10	326	5.0	14
2009-10	29	272	30	84	.357	7	17	.412	2	4	.500	12	26	38	40	19	0	10	12	1	69	2.4	11
2010-11	54	484	38	116	.328	8	34	.235	7	10	.700	9	58	67	62	38	0	9	31	4	91	1.7	9
2011-12	9	65	6	14	.429	0	4	.000	0	0	-	6	8	14	5	9	0	2	0	12	1.3	6	
TOT	493	8529	961	2217	.433	155	475	.326	357	493	.724	436	972	1408	1121	680	6	268	512	88	2434	4.9	-

PLAYOFFS

	G	MIN	FG	FGA	PCT	3P	3A	PCT	FT	FTA	PCT	OFF	DEF	TOT	AST	PF	DQ	STL	TO	BLK	PTS	AVG	HI
2003-04	17	134	10	29	.345	5	13	.385	7	10	.700	5	17	22	26	-	-	7	14	2	32	1.9	-
2005-06	7	235	38	83	.458	4	11	.364	5	5	1.000	10	35	45	12	-	-	7	11	1	85	12.1	-
2006-07	5	128	14	36	.389	5	12	.417	3	4	.750	9	12	21	13	-	-	7	15	1	36	7.2	-
2007-08	21	353	44	97	.454	11	26	.423	26	36	.722	13	42	55	41	-	-	11	20	4	125	6.0	-
2008-09	21	332	42	75	.427	5	16	.313	11	18	.611	16	36	52	45	-	-	14	20	3	80	3.8	-
2009-10	16	96	7	23	.304	2	9	.222	2	4	.500	0	8	8	14	-	-	1	4	2	18	1.1	-
2010-11	1	4	0	2	.000	0	2	.000	0	0	-	0	1	1	0	-	-	0	2	0	0	0.0	-
TOT	88	1281	145	345	.420	32	89	.360	54	77	.701	53	151	204	151	-	-	47	86	13	376	4.3	-

CARNELL WARNER - 6-9, 225 - JACKSON STATE

AUGUST 12, 1948

REGULAR SEASON

	G	MIN	FG	FGA	PCT	3P	3A	PCT	FT	FTA	PCT	OFF	DEF	TOT	AST	PF	DQ	STL	TO	BLK	PTS	AVG	HI
1975-76	81	2512	251	524	.479	-	-	-	89	128	.695	223	499	722	106	283	3	55	-	46	591	7.3	24
1976-77	14	170	25	53	.472	-	-	-	4	6	.667	21	48	69	11	28	0	1	-	2	54	3.9	10
TOT	95	2682	276	577	.478	-	-	-	93	134	.694	244	547	791	117	311	3	56	-	48	645	6.8	-

PLAYOFFS

G	MIN	FG	FGA	PCT	3P	3A	PCT	FT	FTA	PCT	OFF	DEF	TOT	AST	PF	DQ	STL	TO	BLK	PTS	AVG	HI
1976-77	5	56	7	12	.583	-	-	-	0	0	-	-	9	6	-	-	-	-	-	14	2.8	-

KERMIT WASHINGTON - 6-8, 230 - AMERICAN

SEPTEMBER 17, 1951

REGULAR SEASON

	G	MIN	FG	FGA	PCT	3P	3A	PCT	FT	FTA	PCT	OFF	DEF	TOT	AST	PF	DQ	STL	TO	BLK	PTS	AVG	HI
1973-74	45	400	73	151	.483	-	-	-	26	49	.531	62	85	147	19	77	0	21	-	18	172	3.8	18
1974-75	55	949	87	207	.420	-	-	-	72	122	.590	106	244	350	66	155	2	25	-	32	246	4.5	12
1975-76	36	492	39	90	.433	-	-	-	45	66	.682	51	114	165	20	76	0	11	-	26	123	3.4	14
1976-77	53	1342	191	380	.503	-	-	-	132	187	.706	182	310	492	48	183	1	43	-	52	514	9.7	20
1977-78	25	751	110	244	.451	-	-	-	68	110	.618	110	169	279	30	74	1	19	53	24	288	11.5	22
TOT	214	3934	500	1072	.466	-	-	-	343	534	.642	511	922	1433	183	565	4	119	53	152	1343	6.3	-

PLAYOFFS

G	MIN	FG	FGA	PCT	3P	3A	PCT	FT	FTA	PCT	OFF	DEF	TOT	AST	PF	DQ	STL	TO	BLK	PTS	AVG	HI
1973-74	3	14	5	11	.455	-	-	-	5	7	.714	-	-	10	1	-	-	-	-	15	5.0	-

BOBBY WATSON - 6-0, 160 - KENTUCKY

MARCH 22, 1930

REGULAR SEASON

G	MIN	FG	FGA	PCT	3P	3A	PCT	FT	FTA	PCT	OFF	DEF	TOT	AST	PF	DQ	STL	TO	BLK	PTS	AVG	HI
1954-55	63	702	72	223	.323	-	-	-	31	45	.689	-	-	87	79	67	0	-	-	175	2.8	-

ALL-TIME ROSTER WITH STATISTICS

TRAVIS WEAR - 6-10, 230 - UCLA

SEPTEMBER 21, 1990

REGULAR SEASON

	G	MIN	FG	FGA	PCT	3P	3A	PCT	FT	FTA	PCT	OFF	DEF	TOT	AST	PF	DQ	STL	TO	BLK	PTS	AVG	HI
2017-18	17	228	25	72	.347	17	47	.362	8	8	1.000	0	38	38	7	30	0	4	6	5	75	4.4	11

WALTER WESLEY - 6-11, 230 - KANSAS

JANUARY 25, 1945

REGULAR SEASON

	G	MIN	FG	FGA	PCT	3P	3A	PCT	FT	FTA	PCT	OFF	DEF	TOT	AST	PF	DQ	STL	TO	BLK	PTS	AVG	HI
1975-76	1	7	1	2	.500	-	-	-	2	4	.500	0	1	1	1	2	0	0	-	0	4	4.0	4

JERRY WEST - 6-2, 180 - WEST VIRGINIA

MAY 28, 1938

REGULAR SEASON

	G	MIN	FG	FGA	PCT	3P	3A	PCT	FT	FTA	PCT	OFF	DEF	TOT	AST	PF	DQ	STL	TO	BLK	PTS	AVG	HI
1960-61	79	2797	529	1264	.419	-	-	-	331	497	.666	-	-	611	333	213	1	-	-	-	1389	17.6	-
1961-62	75	3087	799	1795	.445	-	-	-	712	926	.769	-	-	591	402	173	4	-	-	-	2310	30.8	-
1962-63	55	2163	559	1213	.461	-	-	-	371	477	.778	-	-	384	307	150	1	-	-	-	1489	27.1	-
1963-64	72	2906	740	1529	.484	-	-	-	584	702	.832	-	-	433	403	200	2	-	-	-	2064	28.7	-
1964-65	74	3066	822	1655	.497	-	-	-	648	789	.821	-	-	447	364	221	2	-	-	-	2292	31.0	-
1965-66	79	3218	818	1731	.473	-	-	-	840	977	.860	-	-	562	480	243	1	-	-	-	2476	31.3	-
1966-67	66	2670	645	1389	.464	-	-	-	602	686	.878	-	-	392	447	160	1	-	-	-	1892	28.7	-
1967-68	51	1919	476	926	.514	-	-	-	391	482	.811	-	-	294	310	152	1	-	-	-	1343	26.3	-
1968-69	61	2394	545	1156	.471	-	-	-	490	597	.821	-	-	262	423	156	1	-	-	-	1580	25.9	-
1969-70	74	3106	831	1673	.497	-	-	-	647	785	.824	-	-	338	554	160	3	-	-	-	2309	31.2	-
1970-71	69	2845	667	1351	.494	-	-	-	525	631	.832	-	-	320	655	180	0	-	-	-	1859	26.9	-
1971-72	77	2973	735	1540	.477	-	-	-	515	633	.814	-	-	327	747	209	0	-	-	-	1985	25.8	-
1972-73	69	2460	618	1291	.479	-	-	-	339	421	.805	-	-	289	607	138	0	-	-	-	1575	22.8	-
1973-74	31	967	232	519	.447	-	-	-	165	198	.833	30	86	116	206	80	0	81	-	23	629	20.3	35
TOT	932	36571	9016	19032	.474	-	-	-	7160	8801	.814	30	86	5376	6238	2435	17	81	-	23	25192	27.0	-

PLAYOFFS

	G	MIN	FG	FGA	PCT	3P	3A	PCT	FT	FTA	PCT	OFF	DEF	TOT	AST	PF	DQ	STL	TO	BLK	PTS	AVG	HI
1960-61	12	461	99	202	.490	-	-	-	77	106	.726	-	-	104	66	-	-	-	-	-	275	22.9	-
1961-62	13	557	144	310	.465	-	-	-	121	150	.807	-	-	88	57	-	-	-	-	-	409	31.5	-
1962-63	13	538	144	286	.503	-	-	-	74	100	.740	-	-	106	61	-	-	-	-	-	362	27.8	-
1963-64	5	206	57	115	.496	-	-	-	42	53	.792	-	-	36	17	-	-	-	-	-	156	31.2	-
1964-65	11	470	155	351	.442	-	-	-	137	154	.890	-	-	63	58	-	-	-	-	-	447	40.6	-
1965-66	14	619	185	357	.518	-	-	-	109	125	.872	-	-	88	79	-	-	-	-	-	479	34.2	-
1966-67	1	1	0	0	-	-	-	-	0	0	-	-	-	1	0	-	-	-	-	-	0	0.0	-
1967-68	15	622	165	313	.527	-	-	-	132	169	.781	-	-	81	82	-	-	-	-	-	462	30.8	-
1968-69	18	757	196	423	.463	-	-	-	144	204	.804	-	-	71	135	-	-	-	-	-	556	30.9	-
1969-70	18	830	196	418	.469	-	-	-	170	212	.802	-	-	66	151	-	-	-	-	-	562	31.2	-
1971-72	15	608	128	340	.376	-	-	-	88	106	.830	-	-	73	134	-	-	-	-	-	344	22.9	-
1972-73	17	638	151	336	.449	-	-	-	99	127	.780	-	-	76	132	-	-	-	-	-	401	23.6	-
1973-74	1	14	2	9	.222	-	-	-	0	0	-	-	-	2	1	-	-	-	-	-	4	4.0	-
TOT	153	6321	1622	3460	.469	-	-	-	1213	1506	.805	-	-	855	973	-	-	-	-	-	4457	29.1	-

JOHN WETZEL - 6-5, 190 - VIRGINIA TECH

OCTOBER 22, 1944

REGULAR SEASON

	G	MIN	FG	FGA	PCT	3P	3A	PCT	FT	FTA	PCT	OFF	DEF	TOT	AST	PF	DQ	STL	TO	BLK	PTS	AVG	HI
1967-68	38	434	52	119	.437	-	-	-	35	46	.761	-	-	84	51	55	0	-	-	-	139	3.7	-

EUGENE WEILY - 6-10, 220 - WICHITA STATE

NOVEMBER 12, 1937

REGULAR SEASON

	G	MIN	FG	FGA	PCT	3P	3A	PCT	FT	FTA	PCT	OFF	DEF	TOT	AST	PF	DQ	STL	TO	BLK	PTS	AVG	HI
1962-63	75	1488	109	236	.462	-	-	-	23	68	.338	-	-	504	40	180	4	-	-	-	241	3.2	-
1963-64	78	1510	146	273	.535	-	-	-	45	75	.600	-	-	510	44	225	4	-	-	-	337	4.3	-
1964-65	80	2002	175	376	.465	-	-	-	56	111	.505	-	-	690	105	235	11	-	-	-	406	5.1	-
1965-66	67	1386	123	289	.426	-	-	-	43	76	.566	-	-	490	63	171	3	-	-	-	289	4.3	-
TOT	299	6386	551	1168	.472	-	-	-	167	330	.506	-	-	2188	252	811	22	-	-	-	1269	4.2	-

PLAYOFFS

	G	MIN	FG	FGA	PCT	3P	3A	PCT	FT	FTA	PCT	OFF	DEF	TOT	AST	PF	DQ	STL	TO	BLK	PTS	AVG	HI
1962-63	9	278	14	35	.400	-	-	-	2	15	.133	-	-	97	11	-	-	-	-	-	30	3.3	-
1963-64	5	48	5	8	.625	-	-	-	3	3	1.000	-	-	16	0	-	-	-	-	-	13	2.6	-
1964-65	11	379	33	59	.559	-	-	-	11	19	.579	-	-	158	23	-	-	-	-	-	77	7.0	-
1965-66	2	5	0	1	.000	-	-	-	0	0	-	-	-	1	0	-	-	-	-	-	0	0.0	-
TOT	27	710	52	103	.505	-	-	-	16	37	.432	-	-	272	34	-	-	-	-	-	120	4.4	-



ALL-TIME ROSTER WITH STATISTICS

JAMAAL WILKES - 6-6, 190 - UCLA

MAY 2, 1953

REGULAR SEASON

	G	MIN	FG	FGA	PCT	3P	3A	PCT	FT	FTA	PCT	OFF	DEF	TOT	AST	PF	DQ	STL	TO	BLK	PTS	AVG	HI
1977-78	51	1490	277	630	.440	-	-	-	106	148	.716	113	267	380	182	162	1	77	107	22	660	12.9	29
1978-79	82	2915	626	1242	.504	-	-	-	272	362	.751	164	445	609	227	275	2	134	224	27	1524	18.6	31
1979-80	82	3111	726	1358	.535	3	17	.174	189	234	.808	176	349	525	250	220	1	129	157	28	1644	20.0	30
1980-81	81	3028	786	1495	.524	1	13	.077	254	335	.758	146	289	435	235	223	1	121	207	29	1827	22.6	34
1981-82	82	2906	744	1417	.525	0	4	.000	246	336	.732	153	240	393	143	240	1	89	164	24	1734	21.1	36
1982-83	80	2552	684	1290	.530	0	6	.000	203	268	.757	146	197	343	182	221	0	65	150	17	1571	19.6	36
1983-84	75	2507	542	1055	.514	2	8	.250	208	280	.743	130	210	340	214	205	0	72	137	41	1294	17.3	31
1984-85	42	761	148	303	.488	0	1	.000	51	66	.773	35	59	94	41	65	0	19	49	3	347	8.3	24
TOT	575	19270	4533	8790	.516	6	49	.122	1529	2029	.754	1063	2056	3119	1474	1611	6	706	1195	191	10601	18.4	-

PLAYOFFS

	G	MIN	FG	FGA	PCT	3P	3A	PCT	FT	FTA	PCT	OFF	DEF	TOT	AST	PF	DQ	STL	TO	BLK	PTS	AVG	HI
1977-78	3	108	15	32	.469	-	-	-	6	11	.545	-	-	26	8	-	-	3	-	1	36	12.0	-
1978-79	8	307	61	128	.477	-	-	-	25	37	.676	-	-	68	16	-	-	15	-	2	147	18.4	-
1979-80	16	652	140	294	.476	0	1	.000	44	54	.815	53	75	128	48	-	-	24	35	5	324	20.3	-
1980-81	3	113	21	48	.438	0	1	.000	12	18	.667	4	4	8	4	-	-	1	4	1	54	18.0	-
1981-82	14	535	121	241	.502	0	1	.000	38	49	.776	40	30	70	37	-	-	16	40	3	280	20.0	-
1982-83	15	589	136	273	.498	0	2	.000	27	44	.614	42	48	90	51	-	-	20	33	11	299	19.9	-
1983-84	14	196	28	70	.400	0	1	.000	7	11	.636	10	16	26	9	-	-	4	7	2	63	4.5	-
TOT	73	2500	522	1086	.481	0	6	.000	159	224	.710	149	173	416	173	-	-	83	119	25	1203	16.5	-

BOB WILLIAMS* - 6-6, 230 - FLORIDA A&M

MAY 12, 1931

REGULAR SEASON

	G	MIN	FG	FGA	PCT	3P	3A	PCT	FT	FTA	PCT	OFF	DEF	TOT	AST	PF	DQ	STL	TO	BLK	PTS	AVG	HI
1955-56	20	173	21	46	.457	-	-	-	24	45	.533	-	-	54	7	36	1	-	-	-	66	3.3	-
1956-57	4	20	1	4	.250	-	-	-	2	3	.667	-	-	5	0	2	0	-	-	-	4	1.0	-
TOT	24	193	22	50	.440	-	-	-	26	48	.542	-	-	59	7	38	1	-	-	-	70	2.9	-

DERRICK WILLIAMS - 6-8, 240 - ARIZONA

MAY 25, 1991

REGULAR SEASON

G	MIN	FG	FGA	PCT	3P	3A	PCT	FT	FTA	PCT	OFF	DEF	TOT	AST	PF	DQ	STL	TO	BLK	PTS	AVG	HI
2017-18	2	9	1	4	.250	0	2	.000	0	0	-	0	1	1	0	0	0	0	2	1	0	2

JOHNATHAN WILLIAMS - 6-9, 230 - GONZAGA

MAY 22, 1995

REGULAR SEASON

	G	MIN	FG	FGA	PCT	3P	3A	PCT	FT	FTA	PCT	OFF	DEF	TOT	AST	PF	DQ	STL	TO	BLK	PTS	AVG	HI
2018-19	24	372	65	110	.591	0	2	.000	27	48	.563	48	51	99	13	62	0	8	16	7	157	6.5	18

LOU WILLIAMS - 6-1, 175 - SOUTH GWINNETT HS (GA)

OCTOBER 27, 1986

REGULAR SEASON

	G	MIN	FG	FGA	PCT	3P	3A	PCT	FT	FTA	PCT	OFF	DEF	TOT	AST	PF	DQ	STL	TO	BLK	PTS	AVG	HI
2015-16	67	1907	283	693	.408	110	320	.344	352	424	.830	31	138	169	167	107	1	62	107	19	1028	15.3	44
2016-17	58	1403	326	734	.444	122	317	.385	304	344	.884	14	118	132	183	67	0	65	120	11	1078	18.6	40
TOT	125	3310	609	1427	.427	232	637	.364	656	768	.854	45	256	301	350	174	1	127	227	30	2106	16.3	-

RON WILLIAMS - 6-3, 190 - WEST VIRGINIA

SEPTEMBER 24, 1944

REGULAR SEASON

	G	MIN	FG	FGA	PCT	3P	3A	PCT	FT	FTA	PCT	OFF	DEF	TOT	AST	PF	DQ	STL	TO	BLK	PTS	AVG	HI
1975-76	9	158	17	43	.395	-	-	-	10	13	.769	2	17	19	21	15	0	3	-	0	44	4.9	12

SHAWNE WILLIAMS - 6-9, 225 - MEMPHIS

FEBRUARY 16, 1986

REGULAR SEASON

	G	MIN	FG	FGA	PCT	3P	3A	PCT	FT	FTA	PCT	OFF	DEF	TOT	AST	PF	DQ	STL	TO	BLK	PTS	AVG	HI
2013-14	36	751	73	192	.380	42	129	.326	14	20	.700	25	142	167	30	93	2	19	21	30	202	5.6	20

SHAMMOND WILLIAMS - 6-1, 200 - NORTH CAROLINA

APRIL 5, 1975

REGULAR SEASON

	G	MIN	FG	FGA	PCT	3P	3A	PCT	FT	FTA	PCT	OFF	DEF	TOT	AST	PF	DQ	STL	TO	BLK	PTS	AVG	HI
2006-07	30	345	35	86	.407	20	50	.400	4	6	.667	11	29	40	31	20	0	12	13	0	94	3.1	14

PLAYOFFS

	G	MIN	FG	FGA	PCT	3P	3A	PCT	FT	FTA	PCT	OFF	DEF	TOT	AST	PF	DQ	STL	TO	BLK	PTS	AVG	HI
2006-07	4	80	7	19	.368	2	8	.250	0	0	-	2	1	3	7	-	-	0	2	1	16	4.0	-

TREVOR WILSON - 6-8, 210 - UCLA

MARCH 16, 1968

REGULAR SEASON

	G	MIN	FG	FGA	PCT	3P	3A	PCT	FT	FTA	PCT	OFF	DEF	TOT	AST	PF	DQ	STL	TO	BLK	PTS	AVG	HI
1993-94	5	126	19	39	.487	0	0	-	13	25	.520	12	16	28	12	17	0	5	6	1	51	10.2	16

BRIAN WINTERS - 6-4, 185 - SOUTH CAROLINA

MARCH 1, 1952

REGULAR SEASON

	G	MIN	FG	FGA	PCT	3P	3A	PCT	FT	FTA	PCT	OFF	DEF	TOT	AST	PF	DQ	STL	TO	BLK	PTS	AVG	HI
1974-75	68	1516	359	810	.443	-	-	-	76	92	.826	39	99	138	195	168	1	74	-	18	794	11.7	30

ALL-TIME ROSTER WITH STATISTICS

ORLANDO WOOLRIDGE - 6-9, 215 - NOTRE DAME

DECEMBER 16, 1959

REGULAR SEASON

	G	MIN	FG	FGA	PCT	3P	3A	PCT	FT	FTA	PCT	OFF	DEF	TOT	AST	PF	DQ	STL	TO	BLK	PTS	AVG	HI
1988-89	74	1491	231	494	.468	0	1	.000	253	343	.738	81	189	270	58	130	0	30	103	65	715	9.7	29
1989-90	62	1421	306	550	.556	0	5	.000	176	240	.733	49	136	185	96	160	2	39	73	46	788	12.7	24
TOT	136	2912	537	1044	.514	0	6	.000	429	583	.736	130	325	455	154	290	2	69	176	111	1503	11.1	-

PLAYOFFS

	G	MIN	FG	FGA	PCT	3P	3A	PCT	FT	FTA	PCT	OFF	DEF	TOT	AST	PF	DQ	STL	TO	BLK	PTS	AVG	HI
1988-89	15	276	39	75	.520	0	0	-	44	62	.710	20	50	70	17	-	-	2	22	15	122	8.1	-
1989-90	9	199	40	70	.571	0	1	.000	26	37	.703	6	17	23	10	-	-	8	11	8	106	11.8	-
TOT	24	475	79	145	.545	0	1	.000	70	99	.707	26	67	93	27	-	-	10	33	23	228	9.5	-

METTA WORLD PEACE - 6-7, 260 - ST. JOHN'S

NOVEMBER 13, 1979

REGULAR SEASON

	G	MIN	FG	FGA	PCT	3P	3A	PCT	FT	FTA	PCT	OFF	DEF	TOT	AST	PF	DQ	STL	TO	BLK	PTS	AVG	HI
2009-10	77	2605	306	740	.414	105	296	.355	128	186	.688	99	232	331	234	165	1	106	121	21	845	11.0	22
2010-11	82	2410	261	658	.397	83	233	.356	92	136	.676	100	167	267	175	181	1	124	90	36	697	8.5	24
2011-12	64	1720	183	465	.394	56	189	.296	71	115	.617	71	147	218	140	137	1	69	69	27	493	7.7	26
2012-13	75	2530	332	824	.403	141	412	.342	124	169	.734	101	271	372	112	198	4	122	98	42	929	12.4	24
2015-16	35	990	55	177	.311	26	84	.310	40	57	.702	19	70	89	27	67	1	22	15	11	176	5.0	17
2016-17	25	160	19	68	.279	9	38	.237	10	16	.625	5	15	20	11	18	0	7	2	57	2.3	18	
TOT	358	10015	1156	2932	.394	420	1252	.335	465	679	.685	395	902	1297	699	766	8	453	400	13	3197	8.9	-

PLAYOFFS

	G	MIN	FG	FGA	PCT	3P	3A	PCT	FT	FTA	PCT	OFF	DEF	TOT	AST	PF	DQ	STL	TO	BLK	PTS	AVG	HI
2009-10	23	839	101	254	.398	34	117	.291	22	38	.579	33	58	91	49	67	1	35	25	12	258	11.2	25
2010-11	9	287	35	79	.443	9	28	.321	16	21	.762	17	24	41	20	23	0	10	9	7	95	10.6	16
2011-12	6	236	22	60	.367	14	36	.389	12	16	.750	3	18	21	14	18	0	13	5	4	70	11.7	15
2012-13	3	84	7	28	.250	2	14	.143	2	2	1.000	6	5	11	5	18	0	2	3	1	18	6.0	13
TOT	41	1446	165	421	.392	59	195	.303	52	77	.675	59	105	164	88	113	1	60	42	24	441	10.8	-

JAMES WORTHY - 6-9, 225 - NORTH CAROLINA

FEBRUARY 27, 1961

REGULAR SEASON

	G	MIN	FG	FGA	PCT	3P	3A	PCT	FT	FTA	PCT	OFF	DEF	TOT	AST	PF	DQ	STL	TO	BLK	PTS	AVG	HI
1982-83	77	1970	447	772	.579	1	4	.250	138	221	.624	157	242	399	132	221	2	91	178	64	1033	13.4	28
1983-84	82	2415	495	890	.556	0	6	.000	195	257	.759	157	358	515	207	244	5	77	181	70	1185	14.5	37
1984-85	80	2696	610	1066	.572	0	7	.000	190	245	.776	169	342	511	201	196	0	87	198	67	1410	17.6	32
1985-86	75	2454	629	1086	.579	0	13	.000	242	314	.771	136	251	387	201	195	0	82	149	77	1500	20.0	37
1986-87	82	2819	651	1207	.539	0	13	.000	292	289	.751	158	308	466	226	206	0	108	168	83	1594	19.4	31
1987-88	75	2655	617	1161	.531	2	16	.125	242	304	.796	129	245	374	289	175	1	72	155	55	1478	19.7	38
1988-89	81	2960	702	1282	.548	2	23	.087	251	321	.782	169	320	489	288	175	0	108	182	56	1657	20.5	38
1989-90	80	2960	711	1298	.548	15	49	.306	248	317	.782	160	318	478	288	190	0	99	160	49	1685	21.1	35
1990-91	78	3008	716	1455	.492	26	90	.289	212	266	.797	107	249	356	275	117	0	104	127	35	1670	21.4	36
1991-92	56	2108	450	1007	.447	9	43	.209	166	204	.814	98	207	305	252	89	0	76	127	23	1075	19.9	37
1992-93	82	2359	510	1142	.447	30	111	.270	171	211	.810	73	174	247	278	87	0	92	137	27	1221	14.9	30
1993-94	80	1597	340	838	.406	32	111	.288	100	135	.741	48	133	181	154	80	0	45	97	18	812	10.2	31
TOT	926	30001	6878	13204	.521	117	486	.241	2447	3184	.769	1561	3147	4708	2791	1975	8	1041	1859	624	16320	17.6	-

PLAYOFFS

	G	MIN	FG	FGA	PCT	3P	3A	PCT	FT	FTA	PCT	OFF	DEF	TOT	AST	PF	DQ	STL	TO	BLK	PTS	AVG	HI
1983-84	21	708	164	274	.599	1	2	.500	42	69	.609	36	69	105	56	-	-	27	39	11	371	17.7	-
1984-85	19	626	166	267	.622	1	2	.500	75	111	.676	35	61	96	41	-	-	17	26	13	408	21.5	-
1985-86	14	539	121	217	.558	0	4	.000	32	47	.681	22	43	65	45	-	-	16	36	10	274	19.6	-
1986-87	18	681	176	298	.591	0	2	.000	73	97	.753	31	70	101	63	-	-	28	40	22	425	23.6	-
1987-88	24	896	204	390	.523	1	9	.111	97	128	.758	53	86	139	106	-	-	33	55	19	506	21.1	-
1988-89	15	600	153	270	.567	3	8	.375	63	80	.788	37	64	101	42	-	-	18	33	16	372	24.8	-
1989-90	9	366	90	181	.497	2	8	.250	36	43	.837	11	39	50	27	-	-	14	22	3	218	24.2	-
1990-91	18	733	161	346	.465	4	24	.167	53	72	.736	25	48	73	70	-	-	19	40	2	379	21.1	-
1992-93	5	148	32	86	.372	2	8	.250	3	5	.600	7	10	17	13	-	-	5	7	0	69	13.8	-
TOT	143	5297	1267	2329	.544	14	67	.209	474	652	.727	257	490	747	463	-	-	177	298	96	3022	21.1	-

WAYNE YATES - 6-8, 235 - MEMPHIS STATE

NOVEMBER 7, 1937

REGULAR SEASON

	G	MIN	FG	FGA	PCT	3P	3A	PCT	FT	FTA	PCT	OFF	DEF	TOT	AST	PF	DQ	STL	TO	BLK	PTS	AVG	HI
1961-62	37	263	31	105	.295	-	-	-	10	22	.455	-	-	94	16	72	1	-	-	-	72	1.9	-

PLAYOFFS

	G	MIN	FG	FGA	PCT	3P	3A	PCT	FT	FTA	PCT	OFF	DEF	TOT	AST	PF	DQ	STL	TO	BLK	PTS	AVG	HI
1961-62	4	12	3	8	.375	-	-	-	1	2	.500	-	-	5	1	-	-	-	-	-	7	1.8	-

NICK YOUNG - 6-7, 210 - USC

JUNE 1, 1985

REGULAR SEASON


	G	MIN	FG	FGA	PCT	3P	3A	PCT	FT	FTA	PCT	OFF	DEF	TOT	AST	PF	DQ	STL	TO	BLK	PTS	AVG	HI
2013-14	64	1810	387	889	.435	135	350	.386	235	285	.825	29	137	166	95	156	2	46	95	12	1144	17.9	41
2014-15	42	1000	174	476	.366	83	225	.369	132	148	.892	17	79	96	41	83	0	23	44	11	563	13.4	29
2015-16	54	1033	126	372	.339	77	237	.325	63	76	.829	14	83	97	34	50	0	23	30	7	392	7.3	22
2016-17	60	1556	272	633	.430	170	421	.404	77	90	.856	25	113	138	58	137	0	37	36	14	791	13.2	32
TOT	220	5399	959	2370	.405	465	1233	.377	507	599	.846	85	412	497	228	426	2	129	205	44	2890	13.1	-

IVICA ZUBAC - 7-1, 265 - MEGA LEKS (SERBIA)

MARCH 18, 1997

REGULAR SEASON

	G	MIN	FG	FGA	PCT	3P	3A	PCT	FT	FTA	PCT	OFF	DEF	TOT	AST	PF	DQ	STL	TO	BLK	PTS	AVG	HI
2016-17	38	609	126	238	.529	0	3	.000	32	49	.653	41	118	159	30	66	0	14	30	33	284	7.5	25
2017-18	43	410	61	122	.500	0	1	.000	39	51	.765	45	78	123	25	47	0	8	26	15	161	3.7	19
2018-19	33	516	112	193	.580	0	0	-	57	66	.864	54	108	162	25	73	2	4	33	27	281	8.5	26
TOT	114	1535	299	553	.541	0	4	.000	128	166	.771	140	304	444	80	186	2	26	89	75	726	6.4	26



PLAYOFF RECORDS

296	Year-by-Year Results
297	All-Time Playoff Win/Loss Records
297	Margin of Victory / Defeat
297	Head-to-Head vs. Opponents
298	Playoff Career Leaders
299	All-Time Single-Game Highs
300	Lakers Individual Records
301	All-Time Highs / Lows
302	Opponent Individual Records
303	Opponent All-Time Highs / Lows
304	Playoff Triple-Doubles
305	All-Time Playoff Scores



YEAR-BY-YEAR PLAYOFF RESULTS

(Three Rounds: 1949, 1951-74 / Four Rounds: 1950, 1975-present)

MINNEAPOLIS

Year	First Round		Division Semifinals		Division Finals		NBA Finals	
	Opponent	W-L	Opponent	W-L	Opponent	W-L	Opponent	W-L
1949	--		Chicago	2-0	Rochester	2-0	Washington	4-2
1950	Chicago	2-0 ^A	Fort Wayne	2-0 ^A	Anderson	2-0 ^A	Syracuse	4-2
1951	--		Indianapolis	2-1	Rochester	1-3	--	
1952	--		Indianapolis	2-0	Rochester	3-1	New York	4-3
1953	--		Indianapolis	2-0	Fort Wayne	3-2	New York	4-1
1954	--		Rochester	1-0*	Rochester	2-1	Syracuse	4-3
			Fort Wayne	2-0*				
1955	--		Rochester	2-1	Fort Wayne	1-3	--	
1956	--		St. Louis	1-2	--	--	--	
1957	--		Fort Wayne	2-0	St. Louis	0-3	--	
1958	--		--	--	--	--	--	
1959	--		Detroit	2-1	St. Louis	4-2	Boston	0-4
1960	--		Detroit	2-0	St. Louis	3-4	--	
Totals (MIN only)		2-0 (1.000)		22-5 (.815)		21-19 (.525)		20-15 (.571)

LOS ANGELES

Year	First Round		Div./Conf. Semifinals		Div./Conf. Finals		NBA Finals	
	Opponent	W-L	Opponent	W-L	Opponent	W-L	Opponent	W-L
1961	--		Detroit	3-2	St. Louis	3-4	--	
1962	--		Bye	--	Detroit	4-2	Boston	3-4
1963	--		Bye	--	St. Louis	4-3	Boston	2-4
1964	--		St. Louis	2-3	--	--	--	
1965	--		Bye	--	Baltimore	4-2	Boston	1-4
1966	--		Bye	--	St. Louis	4-3	Boston	3-4
1967	--		San Francisco	0-3	--	--	--	
1968	--		Chicago	4-1	San Francisco	4-0	Boston	2-4
1969	--		San Francisco	4-2	Atlanta	4-1	Boston	3-4
1970	--		Phoenix	4-3	Atlanta	4-0	New York	3-4
1971	--		Chicago	4-3	Milwaukee	1-4	--	
1972	--		Chicago	4-0	Milwaukee	4-2	New York	4-1
1973	--		Chicago	4-3	Golden State	4-1	New York	1-4
1974	--		Milwaukee	1-4	--	--	--	
1975	--		--	--	--	--	--	
1976	--		--	--	--	--	--	
1977	Bye		Golden State	4-3	Portland	0-4	--	
1978	Seattle	1-2	--	--	--	--	--	
1979	Denver	2-1	Seattle	1-4	--	--	--	
1980	Bye		Phoenix	4-1	Seattle	4-1	Philadelphia	4-2
1981	Houston	1-2	--	--	--	--	--	
1982	Bye		Phoenix	4-0	San Antonio	4-0	Philadelphia	4-2
1983	Bye		Portland	4-1	San Antonio	4-2	Philadelphia	0-4
1984	Kansas City	3-0	Dallas	4-1	Phoenix	4-2	Boston	3-4
1985	Phoenix	3-0	Portland	4-1	Denver	4-1	Boston	4-2
1986	San Antonio	3-0	Dallas	4-2	Houston	1-4	--	
1987	Denver	3-0	Golden State	4-1	Seattle	4-0	Boston	4-2
1988	San Antonio	3-0	Utah	4-3	Dallas	4-3	Detroit	4-3
1989	Portland	3-0	Seattle	4-0	Phoenix	4-0	Detroit	0-4
1990	Houston	3-1	Phoenix	1-4	--	--	--	
1991	Houston	3-0	Golden State	4-1	Portland	4-2	Chicago	1-4
1992	Portland	1-3	--	--	--	--	--	
1993	Phoenix	2-3	--	--	--	--	--	
1994	--		--	--	--	--	--	
1995	Seattle	3-1	San Antonio	2-4	--	--	--	
1996	Houston	1-3	--	--	--	--	--	
1997	Portland	3-1	Utah	1-4	--	--	--	
1998	Portland	3-1	Seattle	4-1	Utah	0-4	--	
1999	Houston	3-1	San Antonio	0-4	--	--	--	
2000	Sacramento	3-2	Phoenix	4-1	Portland	4-3	Indiana	4-2
2001	Portland	3-0	Sacramento	4-0	San Antonio	4-0	Philadelphia	4-1
2002	Portland	3-0	San Antonio	4-1	Sacramento	4-3	New Jersey	4-0
2003	Minnesota	4-2	San Antonio	2-4	--	--	--	
2004	Houston	4-1	San Antonio	4-2	Minnesota	4-2	Detroit	1-4
2005	--		--	--	--	--	--	
2006	Phoenix	3-4	--	--	--	--	--	
2007	Phoenix	1-4	--	--	--	--	--	
2008	Denver	4-0	Utah	4-2	San Antonio	4-1	Boston	2-4
2009	Utah	4-1	Houston	4-3	Denver	4-2	Orlando	4-1
2010	Oklahoma City	4-2	Utah	4-0	Phoenix	4-2	Boston	4-3
2011	New Orleans	4-2	Dallas	0-4	--	--	--	
2012	Denver	4-3	Oklahoma City	1-4	--	--	--	
2013	San Antonio	0-4	--	--	--	--	--	
2014	--		--	--	--	--	--	
2015	--		--	--	--	--	--	
2016	--		--	--	--	--	--	
2017	--		--	--	--	--	--	
2018	--		--	--	--	--	--	
2019	--		--	--	--	--	--	
Totals (LA Only)		85-44 (.659)		114-80 (.588)		105-58 (.644)		69-75 (.479)

^A1950 Format: Div. Semis, Div. Finals, NBA Semis, NBA Finals

*Round Robin; Winners Advance to Div. Finals



LAKERS ALL-TIME PLAYOFF RECORDS

ALL-TIME BEST PLAYOFF RECORDS*

	W	L	PCT
Los Angeles Lakers	438	296	.597
Boston Celtics	371	282	.568
Miami Heat	124	100	.554
San Antonio Spurs	222	181	.551
Cleveland Cavaliers	125	104	.546
Golden State Warriors	190	159	.544
Chicago Bulls	186	158	.541
Philadelphia 76ers	228	215	.515
Detroit Pistons	188	182	.508
Oklahoma City Thunder	161	163	.497

ALL-TIME BEST HOME PLAYOFF RECORDS*

	W	L	PCT
Los Angeles Lakers	286	96	.749
Boston Celtics	249	98	.718
Miami Heat	83	34	.709
Chicago Bulls	121	52	.699
Golden State Warriors	120	54	.690
San Antonio Spurs	135	63	.682
Cleveland Cavaliers	77	36	.681
Oklahoma City Thunder	112	54	.675
New York Knicks	124	61	.670
Detroit Pistons	123	61	.668

ALL-TIME BEST ROAD PLAYOFF RECORDS*

	W	L	PCT
Los Angeles Lakers	152	200	.432
San Antonio Spurs	85	117	.421
Cleveland Cavaliers	48	68	.414
Golden State Warriors	70	105	.400
Boston Celtics	122	184	.399
Miami Heat	41	66	.383
Chicago Bulls	65	106	.380
Philadelphia 76ers	83	143	.367
Brooklyn Nets	28	49	.364
Phoenix Suns	49	87	.360

LARGEST MARGIN OF VICTORY

Date	Opponent	Score	Margin
3/19/56	vs. St. Louis	133-75	58
4/21/73	at Golden State	126-70	56
4/17/86	vs. San Antonio	135-88	47
5/22/85	vs. Denver	153-109	44
4/28/84	vs. Dallas	134-91	43
5/12/09	vs. Houston	118-78	40
4/5/69	at San Francisco	118-78	40
5/25/01	vs. San Antonio	111-72	39
4/29/87	vs. Denver	140-103	37
4/9/70	vs. Phoenix	129-94	35
4/23/87	vs. Denver	128-95	33
6/3/84	vs. Boston	137-104	33

LARGEST MARGIN OF DEFEAT

Date	Opponent	Score	Margin
6/17/08	at Boston	92-131	39
5/8/11	at Dallas	86-122	38
5/16/98	at Utah	77-112	35
5/27/85	at Boston	114-148	34
3/21/59	at St. Louis	90-124	34
6/16/00	at Indiana	87-120	33
6/6/82	at Philadelphia	102-135	33
4/25/65	at Boston	96-129	33
4/18/65	at Boston	110-142	32
4/26/13	vs. San Antonio	89-120	31
5/6/06	at Phoenix	90-121	31
3/24/59	at St. Louis	97-127	30

HEAD-TO-HEAD PLAYOFF RESULTS VS. OPPONENTS

Team	G	Record	Series	Team	G	Record	Series	Team	G	Record	Series	
Anderson Packers [^]	2	2-0	1-0	Golden State	35	24-11	6-1	Orlando	5	4-1	1-0	
Atlanta	54	29-25	5-5	(San Francisco)	11	8-3	2-1	Philadelphia	34	20-14	5-1	
(St. Louis)	45	21-24	3-5	(Golden State)	24	16-8	4-0	(Syracuse)	13	8-5	2-0	
(Atlanta)	9	8-1	2-0	Houston	35	20-15	5-3	(Philadelphia)	21	12-9	3-1	
Boston	74	31-43	3-9	Indiana	6	4-2	1-0	Phoenix	62	38-24	8-4	
Brooklyn	4	4-0	1-0	Indianapolis [^]	7	6-1	3-0	Portland	48	32-16	9-2	
Charlotte	0	-	-	LA Clippers	0	-	-	Sacramento	36	25-11	8-1	
Chicago	28	17-11	4-1	Memphis	0	-	-	(Rochester)	17	11-6	4-1	
Chicago Stags [^]	4	4-0	2-0	Miami	0	-	-	(Kansas City)	3	3-0	1-0	
Cleveland	0	-	-	Milwaukee	16	6-10	1-2	(Sacramento)	16	11-5	3-0	
Dallas	22	12-10	3-1	Minnesota	12	8-4	2-0	San Antonio	56	34-22	8-4	
Denver	28	21-7	6-0	New Orleans	6	4-2	1-0	Toronto	0	-	-	
Detroit	47	26-21	9-3	New York	29	16-13	3-2	Utah	31	17-14	4-2	
(Ft. Wayne)	15	10-5	4-1	Oklahoma City	41	26-15	6-3	Washington	6	4-2	1-0	
(Detroit)	32	16-16	5-2	(Seattle)	30	21-9	5-2	Wash. Capitols [^]	6	4-2	1-0	
				(Oklahoma City)	11	5-6	1-1					
									TOTALS	734	438-296	107-44
											(.597)	(.709)

LAKERS PLAYOFF CAREER LEADERS

POINTS

Kobe Bryant	5,640
Jerry West	4,457
Kareem Abdul-Jabbar	4,070
Earvin Johnson	3,701
Elgin Baylor	3,623
Shaquille O'Neal	3,383
James Worthy	3,022
Byron Scott	2,223
Derek Fisher	1,700
George Mikan	1,680

FIELD GOALS MADE

Kobe Bryant	2,014
Kareem Abdul-Jabbar	1,643
Jerry West	1,622
Elgin Baylor	1,388
Shaquille O'Neal	1,309
Earvin Johnson	1,291
James Worthy	1,267
Byron Scott	864
Pau Gasol	600
Michael Cooper / Derek Fisher	582

3-POINT FG MADE

Kobe Bryant	292
Derek Fisher	219
Michael Cooper	124
Byron Scott	116
Robert Horry	83
Rick Fox	82
Sasha Vujacic	63
Nick Van Exel	60
Metta World Peace	59
Devean George	52

FREE THROWS MADE

Kobe Bryant	1,320
Jerry West	1,213
Earvin Johnson	1,068
Elgin Baylor	847
Kareem Abdul-Jabbar	784
Shaquille O'Neal	765
George Mikan	554
James Worthy	474
Byron Scott	379
Pau Gasol	358

REBOUNDS

Wilt Chamberlain	1,783
Elgin Baylor	1,725
Shaquille O'Neal	1,630
Kareem Abdul-Jabbar	1,525
Earvin Johnson	1,465
Kobe Bryant	1,119
Pau Gasol	937
A.C. Green	858
Jerry West	855
Lamar Odom	824

ASSISTS

Earvin Johnson	2,346*
Kobe Bryant	1,040
Jerry West	970
Michael Cooper	703
Elgin Baylor	541
Kareem Abdul-Jabbar	540
Derek Fisher	507
Norm Nixon	465
James Worthy	463
Shaquille O'Neal	360

GAMES

Kobe Bryant	220
Derek Fisher	193
Earvin Johnson	190
Kareem Abdul-Jabbar	180
Michael Cooper	168
Jerry West	153
Byron Scott	150
James Worthy	143
Elgin Baylor	134
A.C. Green	126

FIELD GOALS ATTEMPTED

Kobe Bryant	4,499
Jerry West	3,460
Elgin Baylor	3,151
Kareem Abdul-Jabbar	3,024
Earvin Johnson	2,552
Shaquille O'Neal	2,352
James Worthy	2,329
Byron Scott	1,747
George Mikan	1,394
Derek Fisher	1,358

3-POINT FG ATTEMPTED

Kobe Bryant	882
Derek Fisher	543
Michael Cooper	316
Byron Scott	286
Robert Horry	263
Rick Fox	230
Earvin Johnson	212
Nick Van Exel	196
Metta World Peace	195
Sasha Vujacic	164

FREE THROWS ATTEMPTED

Kobe Bryant	1,617
Jerry West	1,507
Shaquille O'Neal	1,472
Earvin Johnson	1,274
Elgin Baylor	1,101
Kareem Abdul-Jabbar	1,037
George Mikan	705
Wilt Chamberlain	667
James Worthy	652
Pau Gasol	487

DEFENSIVE REBOUNDS

Earvin Johnson	1,116
Kareem Abdul-Jabbar	1,087
Shaquille O'Neal	1,069
Kobe Bryant	889
Pau Gasol	645
Lamar Odom	605
A.C. Green	542
James Worthy	490
Kurt Rambis	438
Robert Horry	425

OFFENSIVE REBOUNDS

Shaquille O'Neal	561
Kareem Abdul-Jabbar	438
Earvin Johnson	349
A.C. Green	316
Pau Gasol	292
James Worthy	257
Kobe Bryant	230
Lamar Odom	219
Kurt Rambis	189
Robert Horry	183

STEALS

Earvin Johnson	358
Kobe Bryant	310
Derek Fisher	219
Byron Scott	204
Michael Cooper	203
James Worthy	177
Kareem Abdul-Jabbar	169
Robert Horry	120
Norm Nixon	89
Jamaal Wilkes	83

BLOCKS

Kareem Abdul-Jabbar	437
Shaquille O'Neal	310
Pau Gasol	178
Kobe Bryant	144
Andrew Bynum	110
Lamar Odom	97
Michael Cooper	96
James Worthy	96
Elden Campbell	90
Robert Horry	90

MINUTES PLAYED

Kobe Bryant	8,641
Earvin Johnson	7,538
Kareem Abdul-Jabbar	6,646
Jerry West	6,321
Elgin Baylor	5,510
Derek Fisher	5,406
James Worthy	5,297
Shaquille O'Neal	4,992
Byron Scott	4,828
Michael Cooper	4,744

FIELD GOAL % (MIN. 150 FGM)

Kurt Rambis	258-436	.592
Shaquille O'Neal	1309-2352	.557
James Worthy	1267-2329	.544
Kareem Abdul-Jabbar	1643-3024	.543
Mike McGee	184-341	.540
Wilt Chamberlain	483-909	.531
Pau Gasol	600-1155	.519
Vlade Divac	253-490	.516
Bob McAdoo	340-671	.507
Earvin Johnson	1291-2552	.506

3-PT. FIELD GOAL % (MIN. 35 3FG)

Trevor Ariza	41-88	.465
Eddie Jones	51-118	.432
Byron Scott	116-286	.406
Derek Fisher	219-543	.403
Glen Rice	38-95	.400

FREE THROW % (MIN. 100 FT)

Earvin Johnson	1068-1274	.838
Michael Cooper	293-355	.825
Byron Scott	379-463	.819
Kobe Bryant	1320-1617	.816
Gail Goodrich	336-412	.816

SCORING AVERAGE (20 GAMES OR 300 POINTS)

Jerry West	29.1
Shaquille O'Neal	27.7
Elgin Baylor	27.0
Kobe Bryant	25.6
George Mikan	24.0
Kareem Abdul-Jabbar	22.7
James Worthy	21.1
Earvin Johnson	19.5
Jim McMillian	18.4
Gail Goodrich	17.9



LAKERS/OPPONENT ALL-TIME SINGLE GAME PLAYOFF HIGHS

LAKERS ALL-TIME SINGLE GAME HIGHS

POINTS

Elgin Baylor	@ BOS	4/14/62	61
Jerry West	vs. BOS	4/23/69	53
Jerry West	vs. BAL	4/5/65	52
Kobe Bryant	vs. PHX	5/4/06	50
Kobe Bryant	vs. DEN	4/23/08	49
Jerry West	vs. BAL	4/3/65	49
Elgin Baylor	vs. DET	3/15/61	49
Kobe Bryant	@ SAC	5/13/01	48
Jerry West	@ BAL	4/9/65	48
Elgin Baylor	@ STL	3/27/61	47
Elgin Baylor	@ DET	3/18/61	47

FIELD GOALS MADE

Elgin Baylor	@ BOS	4/14/62	22-46
Jerry West	vs. BOS	4/23/69	21-41
Shaquille O'Neal	vs. SAC	4/23/00	21-33
Shaquille O'Neal	vs. IND	6/7/00	21-31
Jerry West	@ BAL	4/9/65	20-43
Wilt Chamberlain	vs. NYK	5/6/70	20-27
Kobe Bryant	vs. PHX	5/4/06	20-35
Jerry West	vs. BOS	4/22/66	19-31
Gail Goodrich	vs. GSW	4/25/73	19-26
Kareem Abdul-Jabbar	vs. PHI	5/7/80	19-31
Shaquille O'Neal	vs. IND	6/19/00	19-32
Kobe Bryant	@ SAS	5/19/01	19-35

FREE THROWS MADE

Kobe Bryant	vs. UTA	5/4/08	21-23
Jerry West	@ DET	4/3/62	20-23
Jerry West	vs. BAL	4/5/65	20-21
Earvin Johnson	vs. GSW	5/8/91	20-22
Jerry West	vs. BAL	4/3/65	19-21

REBOUNDS

Wilt Chamberlain	vs. CHI	4/4/71	33
Wilt Chamberlain	vs. BOS	4/29/69	31
Wilt Chamberlain	vs. BOS	5/1/69	31
Wilt Chamberlain	vs. CHI	4/1/71	31
Wilt Chamberlain	vs. SFW	3/26/69	30

ASSISTS

Earvin Johnson	vs. PHX	5/15/84	24
Earvin Johnson	@ POR	5/3/85	23
Earvin Johnson	vs. BOS	6/3/84	21
Earvin Johnson	vs. HOU	4/27/91	21
Earvin Johnson	@ POR	5/18/91	21
Earvin Johnson	@ HOU	5/16/86	20
Earvin Johnson	vs. BOS	6/4/87	20
Earvin Johnson	vs. DAL	5/31/88	20
Earvin Johnson	@ PHX	5/28/89	20
Earvin Johnson	vs. CHI	6/12/91	20

STEALS

Earvin Johnson	vs. POR	4/24/83	7
Byron Scott	@ GSW	5/10/91	7

BLOCKS

Andrew Bynum	vs. DEN	4/29/12	10*
Kareem Abdul-Jabbar	vs. GSW	4/22/77	9
Kareem Abdul-Jabbar	@ POR	5/10/77	8
Kareem Abdul-Jabbar	@ POR	5/1/83	8
Kareem Abdul-Jabbar	vs. PHI	5/29/83	8
Shaquille O'Neal	@ SEA	5/12/98	8
Shaquille O'Neal	vs. PHI	6/8/01	8
Shaquille O'Neal	vs. SAS	5/9/04	8
Kareem Abdul-Jabbar	vs. DEN	4/10/79	7
Kareem Abdul-Jabbar	vs. SEA	4/18/79	7
Andrew Bynum	vs. BOS	6/6/10	7

OPPONENT ALL-TIME SINGLE GAME HIGHS

POINTS

Eric Floyd	@ GSW	5/10/87	51
Allen Iverson	vs. PHI	6/6/01	48

FIELD GOALS MADE

Xavier McDaniel	@ SEA	5/23/87	20-29
Mark Aguirre	@ DAL	5/4/86	19-30

FREE THROWS MADE

Tim Duncan	vs. SAS	5/22/99	19-23
------------	---------	---------	-------

REBOUNDS

Bill Russell	@ BOS	4/18/62	40
Bill Russell	@ BOS	4/16/63	38

ASSISTS

John Stockton	vs. UTA	5/17/88	24
Steve Nash	vs. PHX	4/29/07	23
John Stockton	vs. UTA	5/21/88	20
Tim Hardaway	vs. GSW	5/14/91	20
Bob Cousy	vs. BOS	4/7/59	19
Walt Frazier	@ NYK	5/8/70	19

STEALS

Lionel Hollins	vs. POR	5/8/77	8
Tim Hardaway	vs. GSW	5/8/91	8
Derek Harper	vs. DAL	4/30/86	7

BLOCKS

Hakeem Olajuwon	vs. HOU	4/29/90	10*
Dwight Howard	@ ORL	6/11/09	9
Greg Ostertag	@ UTA	5/12/97	9

LAKERS INDIVIDUAL PLAYOFF RECORDS

POINTS

Game	61	Elgin Baylor	@ BOS	4/14/62
Half	33	Elgin Baylor	@ BOS	4/14/62
Quarter	22	Elgin Baylor	vs. DET	3/15/61

FIELD GOAL % (MIN. 8 FGM)

Game	1.000*	Wilt Chamberlain	@ ATL (9-9)	4/17/69
Half	n/a	-	-	-
Quarter	n/a	-	-	-

FIELD GOALS MADE

Game	22	Elgin Baylor	@ BOS	4/14/62
Half	12	Kobe Bryant	@ MIN	4/20/03
	12	Elgin Baylor	@ BOS	4/14/62
Quarter	10	Gail Goodrich	vs. GSW	4/25/73

FIELD GOALS ATTEMPTED

Game	46	Elgin Baylor	@ BOS	4/14/62
Half	25	Elgin Baylor	@ BOS	4/14/62
Quarter	13	Kobe Bryant	@ SAS	5/13/03
	13	Mike McGee	vs. DEN	5/22/85
	13	Gail Goodrich	vs. GSW	4/25/73
	13	Elgin Baylor	@ BOS	4/14/62

3-POINT FIELD GOALS MADE

Game	7	Robert Horry	@ UTA	5/6/97
	7	Nick Van Exel	vs. SEA	5/4/95
Half	n/a	-	-	-
Quarter	n/a	-	-	-

3-POINT FIELD GOALS ATTEMPTED

Game	13	Nick Van Exel	vs. SEA	5/4/95
Half	11	Kobe Bryant	@ SAS	5/13/03
Quarter	n/a	-	-	-

3-POINT FIELD GOAL % (MIN. 5 ATT.)

Game	1.000*	Robert Horry (7-7)	@ UTA	5/6/97
	1.000	Byron Scott (5-5)	vs. GSW	5/5/91

FT MADE WITHOUT A MISS

Game	18	Kobe Bryant	vs. OKC	5/18/12
Half	14	Jerry West	vs. BAL	4/5/65
Quarter	11	Larry Spriggs	vs. DAL	4/28/84

FREE THROWS MADE

Game	21	Kobe Bryant	vs. UTA	5/4/08
Half	19*	Earvin Johnson	vs. GSW	5/8/91
Quarter	12	Shaquille O'Neal	vs. POR	5/20/00

FREE THROWS ATTEMPTED

Game	39*	Shaquille O'Neal	vs. IND	6/9/00
Half	27	Shaquille O'Neal	vs. POR	5/20/00
Quarter	25*	Shaquille O'Neal	vs. POR	5/20/00

REBOUNDS

Game	33	Wilt Chamberlain	vs. CHI	4/4/71
Half	19	Wilt Chamberlain	vs. CHI	4/19/71
Quarter	n/a	-	-	-

OFFENSIVE REBOUNDS

Game	11	Pau Gasol	vs. DEN	5/12/12
	11	Shaquille O'Neal	vs. SAC	5/6/01

DEFENSIVE REBOUNDS

Game	19	Shaquille O'Neal	vs. IND	6/9/00
------	----	------------------	---------	--------

ASSISTS

Game	24*	Earvin Johnson	vs. PHX	5/15/94
Half	15*	Earvin Johnson	@ POR	5/3/85
Quarter	10	Earvin Johnson	@ POR	5/18/91
	10	Earvin Johnson	vs. HOU	4/27/91
	10	Earvin Johnson	vs. DEN	5/22/85

STEALS

Game	7	Earvin Johnson	vs. POR	4/24/83
	7	Byron Scott	@ GSW	5/10/91
Half	6	Byron Scott	@ GSW	5/10/91
Quarter	4	Kobe Bryant	vs. BOS	6/6/10

BLOCKED SHOTS

Game	10*	Andrew Bynum	vs. DEN	4/29/12
Half	n/a	-	-	-
Quarter	n/a	-	-	-



LAKERS ALL-TIME PLAYOFF HIGHS / LOWS

(Records for fewest/lowest exclude games & seasons before introduction of shot clock in 1954-55)

CONSECUTIVE WINS

Overall	13		1988-89
One Season	11		1989, 2001
At Home	14	Minneapolis	1949-51
	13	Los Angeles	1987-88
On the Road	12*	Los Angeles	2000-02

MOST POINTS

Game	153	vs. DEN	5/22/85
Half	82	vs. DEN	4/23/87
Quarter	51*	vs. DET	3/31/62
OT Period	22*	vs. NYK	5/11/70

MOST FG MADE

Game	67*	vs. DEN	5/22/85
------	-----	---------	---------

MOST FG ATTEMPTED

Game	116	twice, last vs. DEN	5/22/85
------	-----	---------------------	---------

HIGHEST FG %

Game	.663	vs. SAS (57-86)	4/17/86
------	------	-----------------	---------

MOST 3-POINT FG MADE

Game	13	@ UTA	5/8/10
------	----	-------	--------

MOST 3-POINT FG ATTEMPTED

Game	32	@ PHX	5/23/10
Half	26	vs. SAC	5/24/02

HIGHEST 3-POINT FG %

Game	1.000	vs. DEN (4-4)	5/11/85
------	-------	---------------	---------

MOST FT MADE

Game	49	vs. DEN	4/25/87
	49	vs. STL	3/21/56

MOST FT ATTEMPTED

Game	68	vs. ATL	4/12/70
	68	vs. STL	3/21/56

HIGHEST FT %

Game	1.000	@ DEN (24-24)	5/29/09
	1.000	@ BOS (10-10)	6/8/08
	.976	vs. OKC (41-42)	5/18/12

MOST REBOUNDS

Game	81	vs. STL	3/24/61
------	----	---------	---------

MOST OFFENSIVE REBOUNDS

Game	28	vs. SEA	4/14/78
------	----	---------	---------

MOST DEFENSIVE REBOUNDS

Game	45	@ DEN	4/29/87
------	----	-------	---------

MOST ASSISTS

Game	44	several, last vs. BOS	6/4/87
------	----	-----------------------	--------

MOST PERSONAL FOULS

Game	42	twice, last vs. STL	3/17/56
------	----	---------------------	---------

MOST STEALS

Game	19	vs. GSW	5/4/77
	19	vs. GSW	4/19/77

MOST BLOCKED SHOTS

Game	15	vs. DEN	4/29/12
------	----	---------	---------

MOST TURNOVERS

Game	28	@ POR	5/5/85
------	----	-------	--------

CONSECUTIVE LOSSES

Overall	6	1973-74, 1991-92, 2012-13
One Season	4	1977, 1983, 1989, 1998, 1999
		2011, 2013
At Home	4	1983
On the Road	14	1973-74, 1977-79

FEWEST POINTS

Game	68	@ DET	6/10/04
Half	28	@ MIL	4/7/74
Quarter	8	vs. POR	5/22/00
OT Period	0	@ FTW	3/22/55
	4	@ UTA	5/12/97

FEWEST FG MADE

Game	25	@ MIN	5/23/04
	25	vs. HOU	4/17/04

FEWEST FG ATTEMPTED

Game	62	vs. POR	4/27/97
------	----	---------	---------

LOWEST FG %

Game	.272	vs. MIL (28-103)	4/9/72
------	------	------------------	--------

FEWEST 3-PT FG MADE

Game	0	several, last vs. SAC	5/8/01
------	---	-----------------------	--------

FEWEST 3-PT FG ATTEMPTED

Game	0	several, last @ KCK	4/22/84
------	---	---------------------	---------

LOWEST 3-PT FG %

Game	.000	several, last vs. SAC	5/8/01
------	------	-----------------------	--------

FEWEST FT MADE

Game	3	@ PHI	5/26/83
------	---	-------	---------

FEWEST FT ATTEMPTED

Game	5	@ PHI	5/26/83
------	---	-------	---------

LOWEST FT %

Game	.389	@ SAS (7-18)	5/5/04
------	------	--------------	--------

FEWEST REBOUNDS

Game	27	@ ORL	6/9/09
------	----	-------	--------

FEWEST OFFENSIVE REBOUNDS

Game	2	@ BOS	6/17/08
------	---	-------	---------

FEWEST DEFENSIVE REBOUNDS

Game	16	@ ORL	6/9/09
------	----	-------	--------

FEWEST ASSISTS

Game	7	@ PHX	5/2/07
	7	vs. STL	3/21/59

FEWEST PERSONAL FOULS

Game	12	vs. DAL	5/2/11
	12	@ PHX	5/25/10
	12	@ GSW	4/21/73

FEWEST TURNOVERS

Game	5	@ HOU	4/23/04
	5	vs. IND	6/19/00

OPPONENT INDIVIDUAL PLAYOFF RECORDS

POINTS

Game	51	Sleepy Floyd	@ GSW	5/10/87
Half	39	Sleepy Floyd	@ GSW	5/10/87
Quarter	29	Sleepy Floyd	@ GSW	5/10/87

MOST FG MADE WITHOUT A MISS

Game	11	Scott Wedman	@ BOS	5/27/85
------	----	--------------	-------	---------

FG MADE

Game	20	Xavier McDaniel	@ SEA	5/23/87
Half	15	Sleepy Floyd	@ GSW	5/10/87
Quarter	12	Sleepy Floyd	@ GSW	5/10/87

FG ATTEMPTED

Game	41	Allen Iverson	vs. PHI	6/6/01
------	----	---------------	---------	--------

3-PT FG MADE WITHOUT A MISS

Game	6	Peja Stojakovic	vs. DAL	5/8/11
------	---	-----------------	---------	--------

3-PT FG MADE

Game	9	Jason Terry	@ DAL	5/8/11
Half	7	Ray Allen	vs. BOS	6/6/10
Quarter	5	Jason Terry	@ DAL	5/8/11
	5	Ray Allen	vs. BOS	6/6/10

3-PT FG ATTEMPTED

Game	13	Vernon Maxwell	vs. HOU	4/27/91
Half	8	Al Harrington	vs. DEN	5/12/12
	8	Ray Allen	vs. BOS	6/6/10
	8	Channing Frye	vs. PHX	5/27/10
	8	Rashard Lewis	@ ORL	6/14/09
	8	Leandro Barbosa	vs. PHX	4/26/07
Quarter	8	Vernon Maxwell	vs. HOU	4/27/91
	6	Al Harrington	vs. DEN	5/12/12
	6	Jason Terry	@ DAL	5/8/11
	6	Ray Allen	vs. BOS	6/6/10
	6	Rashard Lewis	vs. ORL	6/7/09
	6	Leandro Barbosa	vs. PHX	4/26/07
	6	Jaren Jackson	vs. SAS	5/23/99
	6	Sam Mack	vs. HOU	5/11/99
	6	Robert Horry	@ HOU	5/2/96
	6	Terry Porter	vs. POR	4/29/92
	6	Vernon Maxwell	vs. HOU	4/27/91

FT MADE WITHOUT A MISS

Game	18	Karl Malone	vs. UTA	5/10/97
Half	12	George Gervin	vs. SAS	5/9/82

FT MADE

Game	19	Tim Duncan	vs. SAS	5/22/99
Half	12	George Gervin	vs. SAS	5/9/82

FT ATTEMPTED

Game	23	Tim Duncan	vs. SAS	5/22/99
Half	15	Amar'e Stoudemire	@ PHX	5/2/07
Quarter	11	Carl Landry	vs. HOU	5/6/09

OFFENSIVE REBOUNDS

Game	12	Larry Smith	vs. GSW	5/12/87
Half	10	Larry Smith	vs. GSW	5/12/87
Quarter	6	Roy Tarpley	@ DAL	5/27/88

DEFENSIVE REBOUNDS

Game	20*	Tim Duncan	vs. SAS	5/14/02
Half	13	Carlos Boozer	@ UTA	4/23/09
	13	Tim Duncan	vs. SAS	5/14/02
Quarter	9	Tim Duncan	vs. SAS	5/5/02
	9	James Donaldson	@ DAL	5/8/86

REBOUNDS

Game	40	Bill Russell	@ BOS (OT)	4/18/62
Half	n/a	-	-	-
Quarter	19*	Bill Russell	@ BOS (OT)	4/18/62

ASSISTS

Game	24*	John Stockton	vs. UTA	5/17/88
Half	15*	Steve Nash	vs. PHX	4/29/07
Quarter	8	Chris Paul	vs. NOH	4/26/11
	8	Chris Paul	vs. NOH	4/17/11
	8	Deron Williams	@ UTA	5/16/08
	8	Steve Nash	vs. PHX	4/29/07
	8	John Stockton	vs. UTA	5/17/88

STEALS

Game	8	Lionel Hollins	vs. POR	5/8/77
	8	Tim Hardaway	vs. GSW	5/8/91
Half	6	Lionel Hollins	vs. POR	5/8/77
Quarter	4	Chuck Hayes	vs. HOU	5/17/09
	4	Rajon Rondo	@ BOS	6/17/08
	4	Latrell Sprewell	vs. MIN	5/25/04
	4	Doug Christie	vs. SAC	5/6/01
	4	Hakeem Olajuwon	vs. HOU	4/25/96

BLOCKED SHOTS

Game	10*	Hakeem Olajuwon	vs. HOU	4/29/90
Half	7	Mark Eaton	vs. UTAH	5/10/88



OPPONENT ALL-TIME PLAYOFF HIGHS / LOWS

(Records for fewest/lowest exclude games & seasons before introduction of shot clock in 1954-55)

MOST POINTS

Game	148	@ BOS	5/27/85
Half	81	@ PHI	6/6/82
Quarter	45	@ DAL	5/4/86

HIGHEST FG %

Game	.625	@ ORL (40-64)	6/9/09
------	------	---------------	--------

MOST FG MADE

Game	62	@ BOS	5/27/85
------	----	-------	---------

MOST FG ATTEMPTED

Game	125	@ STL	5/21/61
------	-----	-------	---------

HIGHEST 3-PT FG %

Game	1.000*	@ DAL (5-5)	5/4/86
------	--------	-------------	--------

MOST 3-PT FG MADE

Game	20	@ DAL	5/8/11
------	----	-------	--------

MOST 3-PT FG ATTEMPTED

Game	32	@ DAL	5/8/11
------	----	-------	--------

HIGHEST FT %

Game	1.000	@ PHX (18-18)	4/26/06
------	-------	---------------	---------

MOST FT MADE

Game	43	@ BOS	6/12/84
------	----	-------	---------

MOST FT ATTEMPTED

Game	70*	@ STL	3/17/56
	55	vs. BOS	4/26/66

MOST REBOUNDS

Game	82	@ BOS	4/8/62
------	----	-------	--------

MOST OFFENSIVE REBOUNDS

Game	28	@ SEA	5/25/87
------	----	-------	---------

MOST DEFENSIVE REBOUNDS

Game	43	@ MIN	4/22/03
	43	@ SAS	5/8/95
	43	@ MIL	4/7/74

MOST ASSISTS

Game	44	vs. PHX	4/9/80
Half	25	@ PHI	6/6/82

MOST PERSONAL FOULS

Game	38	vs. IND	6/9/00
------	----	---------	--------

MOST STEALS

Game	18	@ BOS	6/17/08
Half	11	several, last vs. SA	4/29/88

MOST BLOCKED SHOTS

Game	17	vs. OKC	4/20/10
------	----	---------	---------

MOST TURNOVERS

Game	26	vs. NYK	4/30/72
------	----	---------	---------

FEWEST POINTS

Game	65	vs. PHX	5/16/00
Half	23*	vs. PHX	5/16/00
Quarter	8	vs. UTA	5/8/88

LOWEST FG %

Game	.233*	@ GSW (27-116)	4/23/73
------	-------	----------------	---------

FEWEST FG MADE

Game	23	vs. ORL	6/4/09
	23	vs. PHX	5/7/00

FEWEST FG ATTEMPTED

Game	64	@ ORL	6/9/09
------	----	-------	--------

LOWEST 3-PT FG %

Game	.000	several, last @ CHI	6/5/91
------	------	---------------------	--------

FEWEST 3-PT FG MADE

Game	0	several, last @ CHI	6/5/91
------	---	---------------------	--------

FEWEST 3-PT FG ATTEMPTED

Game	0	several, last @ HOU	5/16/86
------	---	---------------------	---------

LOWEST FT %

Game	.429	@ SAS (9-21)	5/2/04
	.429	vs. DEN (9-21)	4/23/87

FEWEST FT MADE

Game	5	vs. SAS	5/23/08
------	---	---------	---------

FEWEST FT ATTEMPTED

Game	8	@ CHI	6/5/91
------	---	-------	--------

FEWEST REBOUNDS

Game	18*	vs. SAS	4/17/86
Half	4	vs. SAS	4/17/86

FEWEST OFFENSIVE REBOUNDS

Game	1*	@ PHX	5/6/06
------	----	-------	--------

FEWEST DEFENSIVE REBOUNDS

Game	13	vs. SAS	4/17/86
------	----	---------	---------

FEWEST ASSISTS

Game	6	@ CHI	3/29/68
------	---	-------	---------

FEWEST PERSONAL FOULS

Game	11	@ PHX	4/22/07
------	----	-------	---------

FEWEST STEALS

Game	1	@ HOU	4/23/04
	1	vs. SAC	4/27/00

FEWEST BLOCKED SHOTS

Game	0	vs. UTA	4/19/09
	0	vs. DAL	5/8/96

FEWEST TURNOVERS

Game	3*	vs. NOH	4/17/11
------	----	---------	---------

* Denotes NBA Record

LAKERS ALL-TIME PLAYOFF TRIPLE-DOUBLES

EARVIN "MAGIC" JOHNSON (30)

4/8/80	vs. PHX	13 Pts, 12 Reb, 16 Ast	W	119-110*
4/9/80	vs. PHX	25 Pts, 13 Reb, 11 Ast	W	131-128*
4/25/80	@ SEA	14 Pts, 11 Reb, 10 Ast	W	104-100
4/30/80	vs. SEA	20 Pts, 10 Reb, 10 Ast	W	111-105
5/14/80	vs. PHI	14 Pts, 15 Reb, 10 Ast	W	108-103
4/27/82	vs. PHX	23 Pts, 10 Reb, 10 Ast	W	115-96
4/28/82	vs. PHX	19 Pts, 12 Reb, 12 Ast	W	117-98
5/2/82	@ PHX	15 Pts, 11 Reb, 12 Ast	W	112-107
5/9/82	vs. SAS	13 Pts, 16 Reb, 14 Ast	W	128-117
6/8/82	vs. PHI	13 Pts, 13 Reb, 13 Ast	W	114-104
5/10/83	vs. SAS	28 Pts, 12 Reb, 12 Ast	L	113-122
5/13/83	@ SAS	13 Pts, 11 Reb, 13 Ast	W	113-100
5/18/83	vs. SAS	16 Pts, 11 Reb, 19 Ast	L	112-117
4/22/84	@ KCK	17 Pts, 10 Reb, 13 Ast	W	108-102
5/6/84	@ DAL	14 Pts, 11 Reb, 16 Ast	W	122-115*
5/25/84	@ PHX	16 Pts, 11 Reb, 13 Ast	W	99-97
6/3/84	vs. BOS	14 Pts, 11 Reb, 21 Ast	W	137-104
6/6/84	vs. BOS	20 Pts, 11 Reb, 17 Ast	L	125-129*
6/5/85	vs. BOS	20 Pts, 11 Reb, 12 Ast	L	105-107
6/9/85	@ BOS	14 Pts, 10 Reb, 14 Ast	W	111-100
4/23/86	@ SAS	14 Pts, 10 Reb, 17 Ast	W	114-94
5/4/86	@ DAL	29 Pts, 15 Reb, 14 Ast	L	118-120
5/18/86	@ HOU	20 Pts, 12 Reb, 11 Ast	L	95-105
5/5/87	vs. GSW	25 Pts, 12 Reb, 14 Ast	W	125-116
5/9/87	@ GSW	20 Pts, 10 Reb, 14 Ast	W	133-108
5/19/87	vs. SEA	20 Pts, 10 Reb, 10 Ast	W	112-104
5/5/81	vs. GSW	21 Pts, 10 Reb, 17 Ast	W	126-116
5/14/91	vs. GSW	28 Pts, 14 Reb, 12 Ast	W	124-119*
6/2/91	@ CHI	19 Pts, 10 Reb, 11 Ast	W	93-91
6/12/91	vs. CHI	16 Pts, 11 Reb, 20 Ast	L	101-108

ELGIN BAYLOR (4)

3/24/61	vs. STL	25 Pts, 18 Reb, 10 Ast	W	118-112
3/25/64	vs. STL	23 Pts, 16 Reb, 11 Ast	W	107-105
4/20/69	vs. ATL	29 Pts, 11 Reb, 12 Ast	W	104-96
4/29/70	vs. NYK	13 Pts, 12 Reb, 11 Ast	L	108-111*

ANDREW BYNUM (1)

4/29/12	vs. DEN	10 Pts, 13 Reb, 10 Blk	W	103-88
---------	---------	------------------------	---	--------

WILT CHAMBERLAIN (1)

4/7/70	@ PHX	12 Pts, 26 Reb, 11 Ast	W	104-93
--------	-------	------------------------	---	--------

PAU GASOL (1)

4/26/13	vs. SAS	11 Pts, 13 Reb, 10 Ast	L	89-120
---------	---------	------------------------	---	--------

JERRY WEST (1)

5/5/69	vs. BOS	42 Pts, 13 Reb, 12 Ast	L	106-108
--------	---------	------------------------	---	---------

JAMES WORTHY (1)

6/21/88	@ DET	36 Pts, 16 Reb, 10 Ast	W	108-105
---------	-------	------------------------	---	---------



1949**Western Division Semifinals (2-0)**

3/23	vs. Chicago	84-77	W	1-0
3/24	@ Chicago	101-85	W	2-0

Western Division Finals (2-0)

3/27	@ Rochester	80-79	W	1-0
3/29	vs. Rochester	67-55	W	2-0

NBA Finals (4-2)

4/4	vs. Washington	88-84	W	1-0
4/6	vs. Washington	76-62	W	2-0
4/8	@ Washington	94-74	W	3-0
4/9	@ Washington	71-83	L	3-1
4/11	@ Washington	66-74	L	3-2
4/13	vs. Washington	77-56	W	4-2

1950**Central Division Semifinals (2-0)**

3/22	vs. Chicago	85-75	W	1-0
3/25	@ Chicago	75-67	W	2-0

Central Division Finals (2-0)

3/27	vs. Ft. Wayne	93-79	W	1-0
3/28	@ Ft. Wayne	89-82	W	2-0

NBA Semifinals (2-0)

4/5	vs. Anderson	75-50	W	1-0
4/6	@ Anderson	90-71	W	2-0

NBA Finals (4-2)

4/8	@ Syracuse	68-66	W	1-0
4/9	@ Syracuse	85-91	L	1-1
4/14	vs. Syracuse	91-77	W	2-1
4/16	vs. Syracuse	77-69	W	3-1
4/20	@ Syracuse	76-83	L	3-2
4/23	vs. Syracuse	110-95	W	4-2

1951**Western Division Semifinals (2-1)**

3/21	vs. Indianapolis	95-81	W	1-0
3/23	@ Indianapolis	88-108	L	1-1
3/25	vs. Indianapolis	85-80	W	2-1

Western Division Finals (1-3)

3/29	vs. Rochester	76-73	W	1-0
3/31	vs. Rochester	66-70	L	1-1
4/1	@ Rochester	70-83	L	1-2
4/3	@ Rochester	75-80	L	1-3

1952**Western Division Semifinals (2-0)**

3/23	vs. Indianapolis	78-70	W	1-0
3/25	@ Indianapolis	94-87	W	2-0

Western Division Finals (3-1)

3/29	@ Rochester	78-88	L	0-1
3/30	@ Rochester	83-78	W	1-1
4/5	vs. Rochester	77-67	W	2-1
4/6	vs. Rochester	82-80	W	3-1

NBA Finals (4-3)

4/12	vs. New York	83-79	W	1-0
4/13	vs. New York	72-80	L	1-1
4/16	@ New York	83-77	W	2-1
4/18	@ New York	89-90	L	2-2
4/20	vs. New York	102-89	W	3-2
4/23	@ New York	68-76	L	3-3
4/25	vs. New York	82-65	W	4-3

1953**Western Division Semifinals (2-0)**

3/22	vs. Indianapolis	85-69	W	1-0
3/23	@ Indianapolis	81-79	W	2-0

Western Division Finals (3-2)

3/26	vs. Ft. Wayne	83-73	W	1-0
3/28	vs. Ft. Wayne	82-75	W	2-0
3/30	@ Ft. Wayne	95-98	L	2-1
4/1	@ Ft. Wayne	82-85	L	2-2
4/2	vs. Ft. Wayne	74-58	W	3-2

NBA Finals (4-1)

4/4	vs. New York	88-96	L	0-1
4/5	vs. New York	73-71	W	1-1
4/7	@ New York	90-75	W	2-1
4/8	@ New York	71-69	W	3-1
4/10	@ New York	91-84	W	4-1

1954**Western Division Round Robin (3-0)**

3/17	vs. Rochester	109-88	W	1-0
3/18	@ Ft. Wayne	90-85	W	2-0
3/20	vs. Ft. Wayne	78-73	W	3-0

Western Division Finals (2-1)

3/24	vs. Rochester	89-76	W	1-0
3/27	@ Rochester	73-74	L	1-1
3/28	vs. Rochester	78-73	W	2-1

NBA Finals (4-3)

3/31	vs. Syracuse	79-68	W	1-0
4/3	vs. Syracuse	60-62	L	1-1
4/4	@ Syracuse	81-67	W	2-1
4/8	@ Syracuse	69-80	L	2-2
4/10	@ Syracuse	84-73	W	3-2
4/11	vs. Syracuse	63-65	L	3-3
4/12	vs. Syracuse	87-80	W	4-3

1955**Western Division Semifinals (2-1)**

3/16	vs. Rochester	82-78	W	1-0
3/18	@ Rochester	92-94	L	1-1
3/19	vs. Rochester	119-110	W	2-1

Western Division Finals (1-3)

3/20	@ Ft. Wayne	79-96	L	0-1
3/22	@ Ft. Wayne	97-98	L	0-2
3/23	vs. Ft. Wayne	99-91	W	1-2
3/27	vs. Ft. Wayne	96-105	L	1-3

1956**Western Division Semifinals (1-2)**

3/17	@ St. Louis	115-116	L	0-1
3/19	vs. St. Louis	133-75	W	1-1
3/21	vs. St. Louis	115-116	L	1-2

1957**Western Division Semifinals (2-0)**

3/17	vs. Ft. Wayne	131-127	W	1-0
3/19	@ Ft. Wayne	110-108	W	2-0

Western Division Finals (0-3)

3/21	@ St. Louis	109-118	L	0-1
3/24	@ St. Louis	104-106	L	0-2
3/25	vs. St. Louis	135-143 (2OT)	L	0-3

ALL-TIME PLAYOFF SCORES

1959

Western Division Semifinals (2-1)

3/14	vs. Detroit	92-89	W	1-0
3/15	@ Detroit	103-117	L	1-1
3/18	vs. Detroit	129-102	W	2-1

Western Division Finals (4-2)

3/21	@ St. Louis	90-124	L	0-1
3/22	vs. St. Louis	106-98	W	1-1
3/24	@ St. Louis	97-127	L	1-2
3/26	vs. St. Louis	108-98	W	2-2
3/28	@ St. Louis	98-97	W	3-2
3/29	vs. St. Louis	106-104	W	4-2

NBA Finals (0-4)

4/4	@ Boston	115-118	L	0-1
4/5	@ Boston	108-128	L	0-2
4/7	vs. Boston	110-123	L	0-3
4/9	vs. Boston	113-118	L	0-4

1960

Western Division Semifinals (2-0)

3/12	@ Detroit	113-112	W	1-0
3/13	vs. Detroit	114-99	W	2-0

Western Division Finals (3-4)

3/16	@ St. Louis	99-112	L	0-1
3/17	@ St. Louis	120-113	W	1-1
3/19	vs. St. Louis	89-93	L	1-2
3/20	vs. St. Louis	103-101	W	2-2
3/22	@ St. Louis	117-110	W	3-2
3/24	vs. St. Louis	96-117	L	3-3
3/26	@ St. Louis	86-97	L	3-4

1961

Western Division Semifinals (3-2)

3/14	vs. Detroit	120-102	W	1-0
3/15	vs. Detroit	120-118	W	2-0
3/17	@ Detroit	113-124	L	2-1
3/18	@ Detroit	114-123	L	2-2
3/19	vs. Detroit	137-120	W	3-2

Western Division Finals (3-4)

3/21	@ St. Louis	122-118	W	1-0
3/22	@ St. Louis	106-121	L	1-1
3/24	vs. St. Louis	118-112	W	2-1
3/25	vs. St. Louis	117-118	L	2-2
3/27	@ St. Louis	121-112	W	3-2
3/29	vs. St. Louis	113-114 (OT)	L	3-3
4/1	@ St. Louis	103-105	L	3-4

1962

Western Division Finals (4-2)

3/24	vs. Detroit	132-108	W	1-0
3/25	vs. Detroit	127-112	W	2-0
3/27	@ Detroit	111-106	W	3-0
3/29	@ Detroit	117-118	L	3-1
3/31	vs. Detroit	125-132	L	3-2
4/3	@ Detroit	123-117	W	4-2

NBA Finals (3-4)

4/7	@ Boston	108-122	L	0-1
4/8	@ Boston	129-122	W	1-1
4/10	vs. Boston	117-115	W	2-1
4/11	vs. Boston	103-115	L	2-2
4/14	@ Boston	126-121	W	3-2
4/16	vs. Boston	105-119	L	3-3
4/18	@ Boston	107-110 (OT)	L	3-4

1963

Western Division Finals (4-3)

3/31	vs. St. Louis	112-104	W	1-0
4/2	vs. St. Louis	101-99	W	2-0
4/4	@ St. Louis	112-125	L	2-1
4/6	@ St. Louis	114-124	L	2-2
4/7	vs. St. Louis	123-100	W	3-2
4/9	@ St. Louis	113-121	L	3-3
4/11	vs. St. Louis	115-100	W	4-3

NBA Finals (2-4)

4/14	@ Boston	114-117	L	0-1
4/16	@ Boston	106-116	L	0-2
4/17	vs. Boston	119-99	W	1-2
4/19	vs. Boston	105-108	L	1-3
4/21	@ Boston	126-119	W	2-3
4/24	vs. Boston	109-112	L	2-4

1964

Western Division Semifinals (2-3)

3/21	@ St. Louis	104-115	L	0-1
3/22	@ St. Louis	90-106	L	0-2
3/25	vs. St. Louis	107-105	W	1-2
3/28	vs. St. Louis	97-88	W	2-2
3/30	@ St. Louis	108-121	L	2-3

1965

Western Division Finals (4-2)

4/3	vs. Baltimore	121-115	W	1-0
4/5	vs. Baltimore	118-115	W	2-0
4/7	@ Baltimore	115-122	L	2-1
4/9	@ Baltimore	112-114	L	2-2
4/11	vs. Baltimore	120-112	W	3-2
4/13	@ Baltimore	117-115	W	4-2

NBA Finals (1-4)

4/18	@ Boston	110-142	L	0-1
4/19	@ Boston	123-129	L	0-2
4/21	vs. Boston	126-105	W	1-2
4/23	vs. Boston	99-112	L	1-3
4/25	@ Boston	96-129	L	1-4

1966

Western Division Finals (4-3)

4/1	vs. St. Louis	129-106	W	1-0
4/3	vs. St. Louis	125-116	W	2-0
4/6	@ St. Louis	113-120	L	2-1
4/9	@ St. Louis	107-95	W	3-1
4/10	vs. St. Louis	100-112	L	3-2
4/13	@ St. Louis	127-131	L	3-3
4/15	vs. St. Louis	130-121	W	4-3

NBA Finals (3-4)

4/17	@ Boston	133-129 (OT)	W	1-0
4/19	@ Boston	109-129	L	1-1
4/20	vs. Boston	106-120	L	1-2
4/22	vs. Boston	117-122	L	1-3
4/24	@ Boston	121-117	W	2-3
4/26	vs. Boston	123-115	W	3-3
4/28	@ Boston	93-95	L	3-4

1967

Western Division Semifinals (0-3)

3/21	@ San Francisco	108-124	L	0-1
3/23	vs. San Francisco	102-113	L	0-2
3/26	@ San Francisco	115-122	L	0-3



1968**Western Division Semifinals (4-1)**

3/24	vs. Chicago	109-101	W	1-0
3/25	vs. Chicago	111-106	W	2-0
3/27	@ Chicago	98-104	L	2-1
3/29	@ Chicago	93-87	W	3-1
3/31	vs. Chicago	122-99	W	4-1

Western Division Finals (4-0)

4/5	vs. San Francisco	133-105	W	1-0
4/10	vs. San Francisco	115-112	W	2-0
4/11	@ San Francisco	128-124	W	3-0
4/13	@ San Francisco	106-100	W	4-0

NBA Finals (2-4)

4/21	@ Boston	101-107	L	0-1
4/24	@ Boston	123-113	W	1-1
4/26	vs. Boston	119-127	L	1-2
4/28	vs. Boston	119-105	W	2-2
4/30	@ Boston	117-120 (OT)	L	2-3
5/2	vs. Boston	109-124	L	2-4

1969**Western Division Semifinals (4-2)**

3/26	vs. San Francisco	94-99	L	0-1
3/28	vs. San Francisco	101-107	L	0-2
3/31	@ San Francisco	115-98	W	1-2
4/2	@ San Francisco	103-88	W	2-2
4/4	vs. San Francisco	103-98	W	3-2
4/5	@ San Francisco	118-78	W	4-2

Western Division Finals (4-1)

4/11	vs. Atlanta	95-93	W	1-0
4/13	vs. Atlanta	104-102	W	2-0
4/15	@ Atlanta	80-99	L	2-1
4/17	@ Atlanta	100-85	W	3-1
4/20	vs. Atlanta	104-96	W	4-1

NBA Finals (3-4)

4/23	vs. Boston	120-118	W	1-0
4/25	vs. Boston	118-112	W	2-0
4/27	@ Boston	105-111	L	2-1
4/29	@ Boston	88-89	L	2-2
5/1	vs. Boston	117-104	W	3-2
5/3	@ Boston	90-99	L	3-3
5/5	vs. Boston	106-108	L	3-4

1970**Western Division Semifinals (4-3)**

3/25	vs. Phoenix	128-112	W	1-0
3/29	vs. Phoenix	101-114	L	1-1
4/2	@ Phoenix	98-112	L	1-2
4/4	@ Phoenix	102-112	L	1-3
4/5	vs. Phoenix	138-121	W	2-3
4/7	@ Phoenix	104-93	W	3-3
4/9	vs. Phoenix	129-94	W	4-3

Western Division Finals (4-0)

4/12	@ Atlanta	119-115	W	1-0
4/14	@ Atlanta	105-94	W	2-0
4/16	vs. Atlanta	115-114 (OT)	W	3-0
4/19	vs. Atlanta	133-114	W	4-0

NBA Finals (3-4)

4/24	@ New York	112-124	L	0-1
4/27	@ New York	105-103	W	1-1
4/29	vs. New York	108-111 (OT)	L	1-2
5/1	vs. New York	121-115 (OT)	W	2-2
5/4	@ New York	100-107	L	2-3
5/6	vs. New York	135-113	W	3-3
5/8	@ New York	99-113	L	3-4

1971**Western Conference Semifinals (4-3)**

3/24	vs. Chicago	100-99	W	1-0
3/26	vs. Chicago	105-95	W	2-0
3/28	@ Chicago	98-106	L	2-1
3/30	@ Chicago	102-112	L	2-2
4/1	vs. Chicago	115-86	W	3-2
4/4	@ Chicago	99-113	L	3-3
4/6	vs. Chicago	109-98	W	4-3

Western Conference Finals (1-4)

4/9	@ Milwaukee	85-106	L	0-1
4/11	@ Milwaukee	73-91	L	0-2
4/14	vs. Milwaukee	118-107	W	1-2
4/16	vs. Milwaukee	94-117	L	1-3
4/18	@ Milwaukee	98-116	L	1-4

1972**Western Conference Semifinals (4-0)**

3/28	vs. Chicago	95-80	W	1-0
3/30	vs. Chicago	131-124	W	2-0
4/2	@ Chicago	108-101	W	3-0
4/4	@ Chicago	108-97	W	4-0

Western Conference Finals (4-2)

4/9	vs. Milwaukee	72-93	L	0-1
4/12	vs. Milwaukee	135-134	W	1-1
4/14	@ Milwaukee	108-105	W	2-1
4/16	@ Milwaukee	88-114	L	2-2
4/18	vs. Milwaukee	115-90	W	3-2
4/22	@ Milwaukee	104-100	W	4-2

NBA Finals (4-1)

4/26	vs. New York	92-114	L	0-1
4/30	vs. New York	106-92	W	1-1
5/3	@ New York	107-96	W	2-1
5/5	@ New York	116-111 (OT)	W	3-1
5/7	vs. New York	114-100	W	4-1

1973**Western Conference Semifinals (4-3)**

3/30	vs. Chicago	107-104	W	1-0
4/1	vs. Chicago	108-93	W	2-0
4/6	@ Chicago	86-96	L	2-1
4/8	@ Chicago	94-98	L	2-2
4/10	vs. Chicago	123-102	W	3-2
4/13	@ Chicago	93-101	L	3-3
4/15	vs. Chicago	95-92	W	4-3

Western Conference Finals (4-1)

4/17	vs. Golden State	101-99	W	1-0
4/19	vs. Golden State	104-93	W	2-0
4/21	@ Golden State	126-70	W	3-0
4/23	@ Golden State	109-117	L	3-1
4/25	vs. Golden State	128-118	W	4-1

NBA Finals (1-4)

5/1	vs. New York	115-112	W	1-0
5/3	vs. New York	95-99	L	1-1
5/6	@ New York	83-87	L	1-2
5/8	@ New York	98-103	L	1-3
5/10	vs. New York	93-102	L	1-4

1974**Western Conference Semifinals (1-4)**

3/29	@ Milwaukee	95-99	L	0-1
3/31	@ Milwaukee	90-109	L	0-2
4/2	vs. Milwaukee	98-96	W	1-2
4/4	vs. Milwaukee	90-112	L	1-3
4/7	@ Milwaukee	92-114	L	1-4

ALL-TIME PLAYOFF SCORES

1977

Western Conference Semifinals (4-3)

4/20	vs.	Golden State	115-106	W	1-0
4/22	vs.	Golden State	95-86	W	2-0
4/24	@	Golden State	105-109	L	2-1
4/26	@	Golden State	103-114	L	2-2
4/29	vs.	Golden State	112-105	W	3-2
5/1	@	Golden State	106-115	L	3-3
5/4	vs.	Golden State	97-84	W	4-3

Western Conference Finals (0-4)

5/6	vs.	Portland	109-121	L	0-1
5/8	vs.	Portland	97-99	L	0-2
5/10	@	Portland	97-102	L	0-3
5/13	@	Portland	101-105	L	0-4

1978

Western Conference First Round (1-2)

4/12	@	Seattle	90-102	L	0-1
4/14	vs.	Seattle	105-99	W	1-1
4/16	@	Seattle	102-111	L	1-2

1979

Western Conference First Round (2-1)

4/10	@	Denver	105-110	L	0-1
4/13	vs.	Denver	121-109	W	1-1
4/15	@	Denver	112-111	W	2-1

Western Conference Semifinals (1-4)

4/17	@	Seattle	101-112	L	0-1
4/18	@	Seattle	103-108 (OT)	L	0-2
4/20	vs.	Seattle	118-112 (OT)	W	1-2
4/22	vs.	Seattle	115-117	L	1-3
4/25	@	Seattle	100-106	L	1-4

1980

Western Conference Semifinals (4-1)

4/8	vs.	Phoenix	119-110 (OT)	W	1-0
4/9	vs.	Phoenix	131-128 (OT)	W	2-0
4/11	@	Phoenix	108-105	W	3-0
4/13	@	Phoenix	101-127	L	3-1
4/15	vs.	Phoenix	126-101	W	4-1

Western Conference Finals (4-1)

4/22	vs.	Seattle	108-107	L	0-1
4/23	vs.	Seattle	108-99	W	1-1
4/25	@	Seattle	104-100	W	2-1
4/27	@	Seattle	98-93	W	3-1
4/30	vs.	Seattle	111-105	W	4-1

NBA Finals (4-2)

5/4	vs.	Philadelphia	109-102	W	1-0
5/7	vs.	Philadelphia	104-107	L	1-1
5/10	@	Philadelphia	111-101	W	2-1
5/11	@	Philadelphia	102-105	L	2-2
5/14	vs.	Philadelphia	108-103	W	3-2
5/16	@	Philadelphia	123-107	W	4-2

1981

Western Conference First Round (1-2)

5/1	vs.	Houston	107-111	L	0-1
5/3	@	Houston	111-106	W	1-1
5/5	vs.	Houston	86-89	L	1-2

1982

Western Conference Semifinals (4-0)

4/27	vs.	Phoenix	115-96	W	1-0
4/28	vs.	Phoenix	117-98	W	2-0
4/30	@	Phoenix	114-106	W	3-0
5/2	@	Phoenix	112-107	W	4-0

Western Conference Finals (4-0)

5/9	vs.	San Antonio	128-117	W	1-0
5/11	vs.	San Antonio	110-101	W	2-0
5/14	@	San Antonio	118-108	W	3-0
5/15	@	San Antonio	128-123	W	4-0

NBA Finals (4-2)

5/27	@	Philadelphia	124-117	W	1-0
5/30	@	Philadelphia	94-110	L	1-1
6/1	vs.	Philadelphia	129-108	W	2-1
6/3	vs.	Philadelphia	111-101	W	3-1
6/6	@	Philadelphia	102-135	L	3-2
6/8	vs.	Philadelphia	114-104	W	4-2

1983

Western Conference Semifinals (4-1)

4/24	vs.	Portland	118-97	W	1-0
4/26	vs.	Portland	112-106	W	2-0
4/29	@	Portland	115-109 (OT)	W	3-0
5/1	@	Portland	95-108	L	3-1
5/3	vs.	Portland	116-108	W	4-1

Western Conference Finals (4-2)

5/8	vs.	San Antonio	119-107	W	1-0
5/10	vs.	San Antonio	113-122	L	1-1
5/13	@	San Antonio	113-100	W	2-1
5/15	@	San Antonio	129-121	W	3-1
5/18	vs.	San Antonio	112-117	L	3-2
5/20	@	San Antonio	101-100	W	4-2

NBA Finals (0-4)

5/22	@	Philadelphia	107-113	L	0-1
5/26	@	Philadelphia	93-103	L	0-2
5/29	vs.	Philadelphia	94-111	L	0-3
5/31	vs.	Philadelphia	108-115	L	0-4

1984

Western Conference First Round (3-0)

4/18	vs.	Kansas City	116-105	W	1-0
4/20	vs.	Kansas City	109-102	W	2-0
4/22	@	Kansas City	108-102	W	3-0

Western Conference Semifinals (4-1)

4/28	vs.	Dallas	134-91	W	1-0
5/1	vs.	Dallas	109-101	W	2-0
5/4	@	Dallas	115-125	L	2-1
5/6	@	Dallas	122-115 (OT)	W	3-1
5/8	vs.	Dallas	115-99	W	4-1

Western Conference Finals (4-2)

5/12	vs.	Phoenix	110-94	W	1-0
5/15	vs.	Phoenix	118-102	W	2-0
5/18	@	Phoenix	127-135 (OT)	L	2-1
5/20	@	Phoenix	126-115	W	3-1
5/23	vs.	Phoenix	121-126	L	3-2
5/25	@	Phoenix	99-97	W	4-2

NBA Finals (3-4)

5/27	@	Boston	115-109	W	1-0
5/31	@	Boston	121-124 (OT)	L	1-1
6/3	vs.	Boston	137-104	W	2-1
6/6	vs.	Boston	125-129 (OT)	L	2-2
6/8	@	Boston	103-121	L	2-3
6/10	vs.	Boston	119-108	W	3-3
6/12	@	Boston	102-111	L	3-4



1985**Western Conference First Round (3-0)**

4/18	vs. Phoenix	142-114	W	1-0
4/20	vs. Phoenix	147-130	W	2-0
4/23	@ Phoenix	119-103	W	3-0

Western Conference Semifinals (4-1)

4/27	vs. Portland	105-101	W	1-0
4/30	vs. Portland	134-118	W	2-0
5/3	@ Portland	130-126	W	3-0
5/5	@ Portland	107-115	L	3-1
5/7	vs. Portland	139-120	W	4-1

Western Conference Finals (4-1)

5/11	vs. Denver	139-122	W	1-0
5/14	vs. Denver	114-136	L	1-1
5/17	@ Denver	136-118	W	2-1
5/19	@ Denver	120-116	W	3-1
5/22	vs. Denver	153-109	W	4-1

NBA Finals (4-2)

5/27	@ Boston	114-148	L	0-1
5/30	@ Boston	109-102	W	1-1
6/2	vs. Boston	136-111	W	2-1
6/5	vs. Boston	105-107	L	2-2
6/7	vs. Boston	120-111	W	3-2
6/9	@ Boston	111-100	W	4-2

1986**Western Conference First Round (3-0)**

4/17	vs. San Antonio	135-88	W	1-0
4/19	vs. San Antonio	122-94	W	2-0
4/23	@ San Antonio	114-94	W	3-0

Western Conference Semifinals (4-2)

4/27	vs. Dallas	130-116	W	1-0
4/30	vs. Dallas	117-113	W	2-0
5/2	@ Dallas	108-110	L	2-1
5/4	@ Dallas	118-120	L	2-2
5/6	vs. Dallas	116-113	W	3-2
5/8	@ Dallas	120-107	W	4-2

Western Conference Finals (1-4)

5/10	vs. Houston	119-107	W	1-0
5/13	vs. Houston	102-112	L	1-1
5/16	@ Houston	109-117	L	1-2
5/18	@ Houston	95-105	L	1-3
5/21	vs. Houston	112-114	L	1-4

1987**Western Conference First Round (3-0)**

4/23	vs. Denver	128-95	W	1-0
4/25	vs. Denver	139-127	W	2-0
4/29	@ Denver	140-103	W	3-0

Western Conference Semifinals (4-1)

5/5	vs. Golden State	125-116	W	1-0
5/7	vs. Golden State	116-101	W	2-0
5/9	@ Golden State	133-108	W	3-0
5/10	@ Golden State	121-139	L	3-1
5/12	vs. Golden State	118-106	W	4-1

Western Conference Finals (4-0)

5/16	vs. Seattle	92-87	W	1-0
5/19	vs. Seattle	112-104	W	2-0
5/23	@ Seattle	122-121	W	3-0
5/25	@ Seattle	133-102	W	4-0

NBA Finals (4-2)

6/2	vs. Boston	126-113	W	1-0
6/4	vs. Boston	141-122	W	2-0
6/7	@ Boston	103-109	L	2-1
6/9	@ Boston	107-106	W	3-1
6/11	@ Boston	108-123	L	3-2
6/14	vs. Boston	106-93	W	4-2

1988**Western Conference First Round (3-0)**

4/29	vs. San Antonio	122-110	W	1-0
5/1	vs. San Antonio	130-112	W	2-0
5/3	@ San Antonio	109-107	W	3-0

Western Conference Semifinals (4-3)

5/8	vs. Utah	110-91	W	1-0
5/10	vs. Utah	97-101	L	1-1
5/13	@ Utah	89-96	L	1-2
5/15	@ Utah	113-100	W	2-2
5/17	vs. Utah	111-109	W	3-2
5/19	@ Utah	80-108	L	3-3
5/21	vs. Utah	109-98	W	4-3

Western Conference Finals (4-3)

5/23	vs. Dallas	113-98	W	1-0
5/25	vs. Dallas	123-101	W	2-0
5/27	@ Dallas	94-106	L	2-1
5/29	@ Dallas	104-118	L	2-2
5/31	vs. Dallas	119-102	W	3-2
6/2	@ Dallas	103-105	L	3-3
6/4	vs. Dallas	117-102	W	4-3

NBA Finals (4-3)

6/7	vs. Detroit	103-105	L	0-1
6/9	vs. Detroit	108-96	W	1-1
6/12	@ Detroit	99-86	W	2-1
6/14	@ Detroit	86-111	L	2-2
6/16	@ Detroit	94-104	L	2-3
6/19	vs. Detroit	103-102	W	3-3
6/21	vs. Detroit	108-105	W	4-3

1989**Western Conference First Round (3-0)**

4/27	vs. Portland	128-108	W	1-0
4/30	vs. Portland	113-105	W	2-0
5/3	@ Portland	116-108	W	3-0

Western Conference Semifinals (4-0)

5/7	vs. Seattle	113-102	W	1-0
5/10	vs. Seattle	130-108	W	2-0
5/12	@ Seattle	91-86	W	3-0
5/14	@ Seattle	97-95	W	4-0

Western Conference Finals (4-0)

5/20	vs. Phoenix	127-119	W	1-0
5/23	vs. Phoenix	101-95	W	2-0
5/26	@ Phoenix	110-107	W	3-0
5/28	@ Phoenix	122-117	W	4-0

NBA Finals (0-4)

6/6	@ Detroit	97-109	L	0-1
6/8	@ Detroit	105-108	L	0-2
6/11	vs. Detroit	110-114	L	0-3
6/13	vs. Detroit	97-105	L	0-4

1990**Western Conference First Round (3-1)**

4/27	vs. Houston	101-89	W	1-0
4/29	vs. Houston	104-100	W	2-0
5/1	@ Houston	108-114	L	2-1
5/3	@ Houston	109-88	W	3-1

Western Conference Semifinals (1-4)

5/8	vs. Phoenix	102-104	L	0-1
5/10	vs. Phoenix	124-100	W	1-1
5/12	@ Phoenix	103-117	L	1-2
5/13	@ Phoenix	101-114	L	1-3
5/15	vs. Phoenix	103-106	L	1-4

ALL-TIME PLAYOFF SCORES

1991

Western Conference First Round (3-0)

4/25	vs. Houston	94-92	W	1-0
5/27	vs. Houston	109-98	W	2-0
5/30	@ Houston	94-90	W	3-0

Western Conference Semifinals (4-1)

5/5	vs. Golden State	126-116	W	1-0
5/8	vs. Golden State	124-125	L	1-1
5/10	@ Golden State	115-112	W	2-1
5/12	@ Golden State	123-107	W	3-1
5/14	vs. Golden State	124-119 (OT)	W	4-1

Western Conference Finals (4-2)

5/18	@ Portland	111-106	W	1-0
5/21	@ Portland	98-109	L	1-1
5/24	vs. Portland	106-92	W	2-1
5/26	vs. Portland	116-95	W	3-1
5/28	@ Portland	84-95	L	3-2
5/30	vs. Portland	91-90	W	4-2

NBA Finals (1-4)

6/2	@ Chicago	93-91	W	1-0
6/5	@ Chicago	86-107	L	1-1
6/7	vs. Chicago	96-104 (OT)	L	1-2
6/9	vs. Chicago	82-97	L	1-3
6/12	vs. Chicago	101-108	L	1-4

1992

Western Conference First Round (1-3)

4/23	@ Portland	102-115	L	0-1
4/25	@ Portland	79-101	L	0-2
4/29	vs. Portland	121-119 (OT)	W	1-2
5/3	vs. Portland*	76-102	L	1-3

1993

Western Conference First Round (2-3)

4/30	@ Phoenix	107-103	W	1-0
5/2	@ Phoenix	86-81	W	2-0
5/4	vs. Phoenix	102-107	L	2-1
5/6	vs. Phoenix	86-101	L	2-2
5/9	@ Phoenix	104-112 (OT)	L	2-3

1995

Western Conference First Round (3-1)

4/27	@ Seattle	71-96	L	0-1
4/29	@ Seattle	84-82	W	1-1
5/1	vs. Seattle	105-101	W	2-1
5/4	vs. Seattle	114-110	W	3-1

Western Conference Semifinals (2-4)

5/6	@ San Antonio	94-110	L	0-1
5/8	@ San Antonio	90-97 (OT)	L	0-2
5/12	vs. San Antonio	92-85	W	1-2
5/14	vs. San Antonio	71-80	L	1-3
5/16	@ San Antonio	98-96 (OT)	W	2-3
5/18	vs. San Antonio	88-100	L	2-4

1996

Western Conference First Round (1-3)

4/25	vs. Houston	83-87	L	0-1
4/27	vs. Houston	104-94	W	1-1
4/30	@ Houston	98-104	L	1-2
5/2	@ Houston	94-102	L	1-3

1997

Western Conference First Round (3-1)

4/25	vs. Portland	95-77	W	1-0
4/27	vs. Portland	107-93	W	2-0
4/30	@ Portland	90-98	L	2-1
5/2	@ Portland	95-91	W	3-1

Western Conference Semifinals (1-4)

5/4	@ Utah	77-93	L	0-1
5/6	@ Utah	101-103	L	0-2
5/8	vs. Utah	104-84	W	1-2
5/10	vs. Utah	95-110	L	1-3
5/12	@ Utah	93-98	L	1-4

1998

Western Conference First Round (3-1)

4/24	vs. Portland	104-102	W	1-0
4/26	vs. Portland	108-99	W	2-0
4/28	@ Portland	94-99	L	2-1
4/30	@ Portland	110-99	W	3-1

Western Conference Semifinals (4-1)

5/4	@ Seattle	92-106	L	0-1
5/6	@ Seattle	92-68	W	1-1
5/8	vs. Seattle	119-103	W	2-1
5/10	vs. Seattle	112-100	W	3-1
5/12	@ Seattle	110-95	W	4-1

Western Conference Finals (0-4)

5/16	@ Utah	77-112	L	0-1
5/18	@ Utah	95-99	L	0-2
5/22	vs. Utah	98-109	L	0-3
5/24	vs. Utah	92-96	L	0-4

1999

Western Conference First Round (3-1)

5/9	vs. Houston	101-100	W	1-0
5/11	vs. Houston	110-98	W	2-0
5/13	@ Houston	88-102	L	2-1
5/15	@ Houston	98-88	W	3-1

Western Conference Semifinals (0-4)

5/17	@ San Antonio	81-87	L	0-1
5/19	@ San Antonio	76-79	L	0-2
5/22	vs. San Antonio	91-103	L	0-3
5/23	vs. San Antonio	107-118	L	0-4

2000

Western Conference First Round (3-2)

4/23	vs. Sacramento	117-107	W	1-0
4/27	vs. Sacramento	113-89	W	2-0
4/30	@ Sacramento	91-99	L	2-1
5/2	@ Sacramento	88-101	L	2-2
5/5	vs. Sacramento	113-86	W	3-2

Western Conference Semifinals (4-1)

5/7	vs. Phoenix	105-77	W	1-0
5/10	vs. Phoenix	97-96	W	2-0
5/12	@ Phoenix	105-99	W	3-0
5/14	@ Phoenix	98-117	L	3-1
5/16	vs. Phoenix	87-65	W	4-1

Western Conference Finals (4-3)

5/20	vs. Portland	109-94	W	1-0
5/22	vs. Portland	77-106	L	1-1
5/26	@ Portland	93-91	W	2-1
5/28	@ Portland	103-91	W	3-1
5/30	vs. Portland	88-96	L	3-2
6/2	@ Portland	93-103	L	3-3
6/4	vs. Portland	89-84	W	4-3

NBA Finals (4-2)

6/7	vs. Indiana	104-87	W	1-0
6/9	vs. Indiana	111-104	W	2-0
6/11	@ Indiana	91-100	L	2-1
6/14	@ Indiana	120-118 (OT)	W	3-1
6/16	@ Indiana	87-120	L	3-2
6/19	vs. Indiana	116-111	W	4-2



2001**Western Conference First Round (3-0)**

4/22	vs. Portland	106-93	W	1-0
4/26	vs. Portland	106-88	W	2-0
4/29	@ Portland	99-86	W	3-0

Western Conference Semifinals (4-0)

5/6	vs. Sacramento	108-105	W	1-0
5/8	vs. Sacramento	96-90	W	2-0
5/11	@ Sacramento	103-81	W	3-0
5/13	@ Sacramento	119-113	W	4-0

Western Conference Finals (4-0)

5/19	@ San Antonio	104-90	W	1-0
5/21	@ San Antonio	88-81	W	2-0
5/25	vs. San Antonio	111-72	W	3-0
5/27	vs. San Antonio	111-82	W	4-0

NBA Finals (4-1)

6/6	vs. Philadelphia	101-107 (OT)	L	0-1
6/8	vs. Philadelphia	98-89	W	1-1
6/10	@ Philadelphia	96-91	W	2-1
6/13	@ Philadelphia	100-86	W	3-1
6/15	@ Philadelphia	108-96	W	4-1

2002**Western Conference First Round (3-0)**

4/21	vs. Portland	95-87	W	1-0
4/25	vs. Portland	103-96	W	2-0
4/28	@ Portland	92-91	W	3-0

Western Conference Semifinals (4-1)

5/5	vs. San Antonio	86-80	W	1-0
5/7	vs. San Antonio	85-88	L	1-1
5/10	@ San Antonio	99-89	W	2-1
5/12	@ San Antonio	87-85	W	3-1
5/14	vs. San Antonio	93-87	W	4-1

Western Conference Finals (4-3)

5/18	@ Sacramento	106-99	W	1-0
5/20	@ Sacramento	90-96	L	1-1
5/24	vs. Sacramento	90-103	L	1-2
5/26	vs. Sacramento	100-99	W	2-2
5/28	@ Sacramento	91-92	L	2-3
5/31	vs. Sacramento	106-102	W	3-3
6/2	@ Sacramento	112-106 (OT)	W	4-3

NBA Finals (4-0)

6/5	vs. New Jersey	99-94	W	1-0
6/7	vs. New Jersey	106-83	W	2-0
6/9	@ New Jersey	106-103	W	3-0
6/12	@ New Jersey	113-107	W	4-0

2003**Western Conference First Round (4-2)**

4/20	@ Minnesota	117-98	W	1-0
4/22	@ Minnesota	91-119	L	1-1
4/24	vs. Minnesota	110-114 (OT)	L	1-2
4/27	vs. Minnesota	102-97	W	2-2
4/29	@ Minnesota	120-90	W	3-2
5/1	vs. Minnesota	101-85	W	4-2

Western Conference Semifinals (2-4)

5/5	@ San Antonio	82-87	L	0-1
5/7	@ San Antonio	95-114	L	0-2
5/9	vs. San Antonio	110-95	W	1-2
5/11	vs. San Antonio	99-95	W	2-2
5/13	@ San Antonio	94-96	L	2-3
5/15	vs. San Antonio	82-110	L	2-4

2004**Western Conference First Round (4-1)**

4/17	vs. Houston	72-71	W	1-0
4/19	vs. Houston	98-84	W	2-0
4/23	@ Houston	91-102	L	2-1
4/25	@ Houston	92-88	W	3-1
4/28	vs. Houston	97-78	W	4-1

Western Conference Semifinals (4-2)

5/2	@ San Antonio	78-88	L	0-1
5/5	@ San Antonio	85-95	L	0-2
5/9	vs. San Antonio	105-81	W	1-2
5/11	vs. San Antonio	98-90	W	2-2
5/13	@ San Antonio	74-73	W	3-2
5/15	vs. San Antonio	88-76	W	4-2

Western Conference Finals (4-2)

5/21	@ Minnesota	97-88	W	1-0
5/23	@ Minnesota	71-89	L	1-1
5/25	vs. Minnesota	100-89	W	2-1
5/27	vs. Minnesota	92-85	W	3-1
5/29	@ Minnesota	96-98	L	3-2
5/31	vs. Minnesota	96-90	W	4-2

NBA Finals (1-4)

6/6	vs. Detroit	75-87	L	0-1
6/8	vs. Detroit	99-91	W	1-1
6/10	@ Detroit	68-88	L	1-2
6/13	@ Detroit	80-88	L	1-3
6/15	@ Detroit	87-100	L	1-4

2006**Western Conference First Round (3-4)**

4/23	@ Phoenix	102-107	L	0-1
4/26	@ Phoenix	99-93	W	1-1
4/28	vs. Phoenix	99-92	W	2-1
4/30	vs. Phoenix	99-98 (OT)	W	3-1
5/2	@ Phoenix	97-114	L	3-2
5/4	vs. Phoenix	118-126 (OT)	L	3-3
5/6	@ Phoenix	90-121	L	3-4

2007**Western Conference First Round (1-4)**

4/22	@ Phoenix	87-95	L	0-1
4/24	@ Phoenix	98-126	L	0-2
4/26	vs. Phoenix	95-89	W	1-2
4/29	vs. Phoenix	100-113	L	1-3
5/2	@ Phoenix	110-119	L	1-4

2008**Western Conference First Round (4-0)**

4/20	vs. Denver	128-114	W	1-0
4/23	vs. Denver	122-107	W	2-0
4/26	@ Denver	102-84	W	3-0
4/28	@ Denver	107-101	W	4-0

Western Conference Semifinals (4-2)

5/4	vs. Utah	109-98	W	1-0
5/7	vs. Utah	120-110	W	2-0
5/9	@ Utah	99-104	L	2-1
5/11	@ Utah	115-123 (OT)	L	2-2
5/14	vs. Utah	111-104	W	3-2
5/16	@ Utah	108-105	W	4-2

Western Conference Finals (4-1)

5/21	vs. San Antonio	89-85	W	1-0
5/23	vs. San Antonio	101-71	W	2-0
5/25	@ San Antonio	84-103	L	2-1
5/27	@ San Antonio	93-91	W	3-1
5/29	vs. San Antonio	100-92	W	4-1

NBA Finals (2-4)

6/5	@ Boston	88-98	L	0-1
6/8	@ Boston	102-108	L	0-2
6/10	vs. Boston	87-81	W	1-2
6/12	vs. Boston	91-97	L	1-3
6/15	vs. Boston	103-98	W	2-3
6/17	@ Boston	92-131	L	2-4

ALL-TIME PLAYOFF SCORES

2009

Western Conference First Round (4-1)

4/19	vs. Utah	113-100	W	1-0
4/21	vs. Utah	119-109	W	2-0
4/23	@ Utah	86-88	L	2-1
4/25	@ Utah	108-94	W	3-1
4/27	vs. Utah	107-96	W	4-1

Western Conference Semifinals (4-3)

5/4	vs. Houston	92-100	L	0-1
5/6	vs. Houston	111-98	W	1-1
5/8	@ Houston	108-94	W	2-1
5/10	@ Houston	87-99	L	2-2
5/12	vs. Houston	118-78	W	3-2
5/14	@ Houston	80-95	L	3-3
5/17	vs. Houston	89-70	W	4-3

Western Conference Finals (4-2)

5/19	vs. Denver	105-103	W	1-0
5/21	vs. Denver	103-106	L	1-1
5/23	@ Denver	103-97	W	2-1
5/25	@ Denver	101-120	L	2-2
5/27	vs. Denver	103-94	W	3-2
5/29	@ Denver	119-92	W	4-2

NBA Finals (4-1)

6/4	vs. Orlando	100-75	W	1-0
6/7	vs. Orlando	101-96 (OT)	W	2-0
6/9	@ Orlando	104-108	L	2-1
6/11	@ Orlando	99-91 (OT)	W	3-1
6/14	@ Orlando	99-86	W	4-1

2010

Western Conference First Round (4-2)

4/18	vs. Oklahoma City	87-79	W	1-0
4/20	vs. Oklahoma City	95-92	W	2-0
4/22	@ Oklahoma City	96-101	L	2-1
4/24	@ Oklahoma City	89-110	L	2-2
4/27	vs. Oklahoma City	111-87	W	3-2
4/30	@ Oklahoma City	95-94	W	4-2

Western Conference Semifinals (4-0)

5/2	vs. Utah	104-99	W	1-0
5/4	vs. Utah	111-103	W	2-0
5/8	@ Utah	111-110	W	3-0
5/10	@ Utah	111-96	W	4-0

Western Conference Finals (4-2)

5/17	vs. Phoenix	128-107	W	1-0
5/19	vs. Phoenix	124-112	W	2-0
5/23	@ Phoenix	109-118	L	2-1
5/25	@ Phoenix	106-115	L	2-2
5/27	vs. Phoenix	103-101	W	3-2
5/29	@ Phoenix	111-103	W	4-2

NBA Finals (4-3)

6/3	vs. Boston	102-89	W	1-0
6/6	vs. Boston	94-103	L	1-1
6/8	@ Boston	91-84	W	2-1
6/10	@ Boston	89-96	L	2-2
6/13	@ Boston	86-92	L	2-3
6/15	vs. Boston	89-67	W	3-3
6/17	vs. Boston	83-79	W	4-3

2011

Western Conference First Round (4-2)

4/17	vs. New Orleans	100-109	L	0-1
4/20	vs. New Orleans	87-78	W	1-1
4/22	@ New Orleans	100-86	W	2-1
4/24	@ New Orleans	88-93	L	2-2
4/26	vs. New Orleans	106-90	W	3-2
4/28	@ New Orleans	98-80	W	4-2

Western Conference Semifinals (0-4)

5/2	vs. Dallas	94-96	L	0-1
5/4	vs. Dallas	81-93	L	0-2
5/6	@ Dallas	92-98	L	0-3
5/8	@ Dallas	86-122	L	0-4

2012

Western Conference First Round (4-3)

4/29	vs. Denver	103-88	W	1-0
5/1	vs. Denver	104-100	W	2-0
5/4	@ Denver	84-99	L	2-1
5/6	@ Denver	92-88	W	3-1
5/8	vs. Denver	99-102	L	3-2
5/10	@ Denver	96-113	L	3-3
5/12	vs. Denver	96-87	W	4-3

Western Conference Semifinals (1-4)

5/14	@ Oklahoma City	90-119	L	0-1
5/16	@ Oklahoma City	75-77	L	0-2
5/18	vs. Oklahoma City	99-96	W	1-2
5/19	vs. Oklahoma City	100-103	L	1-3
5/21	@ Oklahoma City	90-106	L	1-4

2013

Western Conference First Round (0-4)

4/21	@ San Antonio	79-91	L	0-1
4/24	@ San Antonio	91-102	L	0-2
4/26	vs. San Antonio	89-120	L	0-3
4/28	vs. San Antonio	82-103	L	0-4





THE OPPONENTS

314	Atlanta Hawks
315	Boston Celtics
316	Brooklyn Nets
317	Charlotte Hornets
318	Chicago Bulls
319	Cleveland Cavaliers
320	Dallas Mavericks
321	Denver Nuggets
322	Detroit Pistons
323	Golden State Warriors
324	Houston Rockets
325	Indiana Pacers
326	Los Angeles Clippers
327	Memphis Grizzlies
328	Miami Heat
329	Milwaukee Bucks
330	Minnesota Timberwolves
331	New Orleans Pelicans
332	New York Knicks
333	Oklahoma City Thunder
334	Orlando Magic
335	Philadelphia 76ers
336	Phoenix Suns
337	Portland Trail Blazers
338	Sacramento Kings
339	San Antonio Spurs
340	Toronto Raptors
341	Utah Jazz
342	Washington Wizards





Centennial Tower, 101 Marietta St., Suite 1900, Atlanta, GA 30303
phone: (404) 878-3800 / www.hawks.com

BASKETBALL DIRECTORY / GENERAL INFORMATION

Principal Owner & Chair of Board of Directors/NBA Governor:
Tony Ressler
Head of Basketball Operations & General Manager: Travis Schlenk
Head Coach: Lloyd Pierce
Assistant Coaches: Melvin Hunt, Chris Jent, Greg Foster, Marlon Garnett, Matt Hill
Head Athletic Trainer: Scottie Parker
Senior VP, Public Relations: Garin Narain
Senior Director, Media Relations: Jon Steinberg
Manager, Media Relations: Jelani Downing
Home Court: State Farm Arena (16,888) - opened in 1999
Colors: Torch Red, Georgia Granite Gray, Volt Green
Radio: 92.9 FM The Game - Steve Holman, Mike Conti
Television: FOX Sports Southeast - Bob Rathbun, Dominique Wilkins, Andre Aldridge

FRANCHISE TIMELINE / LAKERS RECORD

Tri-Cities Blackhawks	(founded 1949-50)	W/L: 12-0
Milwaukee Hawks	(founded 1951-52)	W/L: 30-12
St. Louis Hawks	(founded 1955-56)	W/L: 68-79
Atlanta Hawks	(founded 1968-69)	W/L: 80-49

ALL-TIME WIN / LOSS

	Home	Away	Neutral	Overall
Minneapolis Era	22-15	18-25	21-14	61-54
Los Angeles Era	74-34	52-51	3-1	129-86
All-Time Totals	95-49	70-75	24-15	190-140
<i>Lakers vs. Atlanta</i>	<i>47-18</i>	<i>33-31</i>	<i>-</i>	<i>80-49</i>

2018-19 RESULTS

11/11/18	vs. Atlanta	107-106 (W)
2/12/19	@ Atlanta	113-117 (L)

2019-20 MEETINGS

11/17/19	vs. Atlanta	6:30 pm
12/15/19	@ Atlanta	3:00 pm

LAKERS 2018-19 STATISTICS VS. ATLANTA

	G	GS	MIN	FG	FGA	FG%	3FG	3FGA	3FG%	FT	FTA	FT%	OFF	DEF	TOT	AST	PF	DQ	STL	TO	BLK	PTS	AVG
James	2	2	77	18	40	.450	6	19	.316	12	18	.667	5	13	18	20	4	0	5	6	1	54	27.0
Kuzma	2	2	67	16	38	.421	4	15	.267	1	1	1.000	6	7	13	2	7	0	3	2	0	37	18.5
Bullock	1	1	35	6	11	.545	3	6	.500	0	0	---	0	5	5	1	2	0	2	1	1	15	15.0
Ingram	2	2	63	10	22	.455	0	1	.000	9	12	.750	1	8	9	2	7	0	0	10	2	29	14.5
Caldwell-Pope	2	0	41	9	19	.474	6	13	.462	0	1	.000	2	2	4	2	3	0	3	1	2	24	12.0
Hart	1	0	23	3	9	.333	2	7	.286	1	2	.500	0	1	1	2	2	0	1	2	0	9	9.0
Ball	1	1	27	2	5	.400	2	3	.667	2	2	1.000	0	6	6	11	2	0	1	3	1	8	8.0
Rondo	2	0	50	6	14	.429	2	5	.400	1	3	.333	4	9	13	9	6	0	1	7	1	15	7.5
McGee	2	2	40	5	12	.417	0	1	.000	4	8	.500	3	10	13	1	6	0	1	2	3	14	7.0
Stephenson	2	0	30	3	12	.250	3	7	.429	2	2	1.000	1	3	4	2	4	0	2	1	1	11	5.5
Chandler	1	0	21	2	4	.500	0	0	---	0	0	---	5	0	5	1	3	0	2	2	3	4	4.0
Wagner	1	0	5	0	1	.000	0	1	.000	0	0	---	0	1	1	0	1	0	1	0	0	0	0.0

CURRENT STREAK

Lost 1

CURRENT HOME STREAK

Won 3

CURRENT ROAD STREAK

Lost 1

LAST HOME WIN

11/11/18 (107-106)

LAST ROAD WIN

2/26/18 (123-104)

LAST HOME LOSS

3/4/16 (77-106)

LAST ROAD LOSS

2/12/19 (113-117)

LARGEST WINNING MARGIN

47 vs. Milwaukee, 12/16/51 (99-52)
46 vs. Atlanta, 1/9/04 (113-67)

LARGEST LOSING MARGIN

43 @ St. Louis, 2/14/59 (96-139)
29 vs. Atlanta, 3/4/16 (77-106)

MOST POINTS SCORED

141 vs. Atlanta, 2/14/86

MOST POINTS ALLOWED

139 @ St. Louis, 2/14/59
129 @ Atlanta, 10/11/73

FEWEST POINTS SCORED*

74 vs. St. Louis, 12/29/55
75 @ Atlanta, 2/28/97

FEWEST POINTS ALLOWED*

67 vs. Milwaukee, 11/6/54
67 vs. Atlanta, 1/9/04

HIGH INDIV. GAME (LAKERS)

52, E. Baylor vs. St. Louis, 12/13/61
52, E. Baylor vs. St. Louis, 12/11/61
42, J. West vs. Atlanta, 2/12/70

HIGH INDIV. GAME (HAWKS)

49, B. Pettit vs. St. Louis, 12/13/61
48, J. Drew vs. Atlanta, 2/12/78



226 Causeway St., 4th Floor, Boston, MA 02114
phone: (617) 854-8000 / fax: (617) 523-5949 / www.celtics.com

BASKETBALL DIRECTORY / GENERAL INFORMATION

Managing Partner, Governor & CEO: Wyc Grousbeck
President: Rich Gotham
President of Basketball Operations: Danny Ainge
Head Coach: Brad Stevens
Assistant Coaches: Jay Larranaga, Jamie Young, Jerome Allen, Scott Morrison, Joe Mazzulla, Kara Lawson, Brandon Bailey
Head Athletic Trainer: Art Horne
Sr. Vice President, Communications: Christian Megliola
Vice President, Media Services / Alumni Relations: Jeff Twiss
Sr. Director of Public Relations: Heather Walker
Home Court: TD Garden (18,624) - opened in 1995
Colors: Green, Gold, Black, Brown, Beige and White
Radio: 98.5 FM The Sports Hub - Sean Grande, Cedric Maxwell
Television: NBC Sports Boston - Mike Gorman, Tommy Heinsohn, Brian Scalabrine, Abby Chin



FRANCHISE TIMELINE

Boston Celtics (founded 1946-47)

ALL-TIME WIN / LOSS

	Home	Away	Neutral	Overall
Minneapolis Era	22-8	10-27	5-19	37-54
Los Angeles Era	53-44	40-54	0-8	93-106
All-Time Totals	75-52	50-81	5-27	130-160

2018-19 RESULTS

2/7/19 @ Boston 129-128 (W)
3/9/19 vs. Boston 107-120 (L)

2019-20 MEETINGS

1/20/20 @ Boston 4:30 pm (TNT)
2/23/20 vs. Boston 12:30 pm (ABC)

LAKERS 2018-19 STATISTICS VS. BOSTON

	G	GS	MIN	FG	FGA	FG%	3FG	3FGA	3FG%	FT	FTA	FT%	OFF	DEF	TOT	AST	PF	DQ	STL	TO	BLK	PTS	AVG
James	2	2	66	24	44	.545	6	15	.400	4	12	.333	4	18	22	24	4	0	3	6	0	58	29.0
Kuzma	1	1	34	10	21	.476	5	8	.625	0	0	---	0	5	5	2	2	0	0	0	1	25	25.0
Wagner	1	1	34	7	13	.538	1	5	.200	7	7	1.000	0	6	6	3	2	0	1	3	1	22	22.0
Williams	1	0	29	9	16	.563	0	0	---	0	0	---	4	6	10	1	2	0	0	0	1	18	18.0
Stephenson	1	0	17	5	7	.714	3	5	.600	1	2	.500	0	2	2	2	1	0	0	0	0	14	14.0
McGee	2	2	46	10	16	.625	0	0	---	5	7	.714	4	9	13	0	4	0	1	2	1	25	12.5
Ingram	1	1	40	4	14	.286	1	4	.250	2	6	.333	1	1	2	7	3	0	2	1	1	11	11.0
Rondo	2	2	66	9	18	.500	3	6	.500	0	0	---	3	10	13	19	4	0	1	6	0	21	10.5
Caldwell-Pope	2	1	39	7	16	.438	5	12	.417	0	0	---	0	0	0	1	1	0	1	0	1	19	9.5
Caruso	1	0	30	3	3	1.000	0	0	---	2	2	1.000	0	2	2	5	0	0	0	1	8	8.0	
Bullock	1	0	22	3	9	.333	1	6	.167	0	0	---	0	1	1	0	2	0	0	0	0	7	7.0
Hart	2	0	36	3	11	.273	2	7	.286	0	0	---	1	2	3	2	4	0	1	0	1	8	4.0
Chandler	1	0	15	0	0	---	0	0	---	0	0	---	1	5	6	0	1	0	0	0	2	0	0.0
Bonga	1	0	6	0	0	---	0	0	---	0	0	---	0	1	1	0	0	0	0	1	1	0	0.0

CURRENT STREAK

Lost 1

CURRENT HOME STREAK

Lost 1

CURRENT ROAD STREAK

Won 1

LAST HOME WIN

1/23/18 (108-107)

LAST ROAD WIN

2/7/19 (129-128)

LAST HOME LOSS

3/9/19 (107-120)

LAST ROAD LOSS

11/8/17 (96-107)

LARGEST WINNING MARGIN

37 @ Boston, 2/11/68 (141-104)

LARGEST LOSING MARGIN

44 @ Boston, 11/11/55 (75-119)
36 @ Boston, 11/27/63 (78-114)

MOST POINTS SCORED

141 @ Boston, 2/11/68

MOST POINTS ALLOWED

173 @ Boston, 2/27/59
140 @ Boston, 12/17/60

FEWEST POINTS SCORED*

75 @ Boston, 11/11/55
78 @ Boston, 11/27/63

FEWEST POINTS ALLOWED*

73 @ Boston, 3/16/69

HIGH INDIV. GAME (LAKERS)

50, E. Baylor @ Boston, 2/13/63

HIGH INDIV. GAME (CELTICS)

42, P. Pierce vs. Boston, 3/13/01



168 39th St., 7th Floor, Brooklyn, NY 11232
phone: (718) 933-3000 / www.brooklynnets.com

BASKETBALL DIRECTORY / GENERAL INFORMATION

Governor: Joe Tsai
General Manager: Sean Marks
Head Coach: Kenny Atkinson
Assistant Coaches: Jacque Vaughn, Bret Brielmaier, Jordon Ott, Travon Bryant
Head Athletic Trainer: Sebastien Poirier
Senior Director, Public Relations: Aaron Harris
Senior Managers, Public Relations: Eli Pearlstein, Mitch Heckart
Home Court: Barclays Center (17,732) - opened in 2012
Colors: Black and White
Radio: WFAN (660 AM / 101.9 FM) - Chris Carrino, Tim Capstraw
Television: YES Network - Ian Eagle, Ryan Ruocco, Sarah Kustok, Richard Jefferson, Michael Grady

FRANCHISE TIMELINE

New York Nets	(founded 1976-77)	W/L: 4-0
New Jersey Nets	(founded 1977-78)	W/L: 52-19
Brooklyn Nets	(founded 2012-13)	W/L: 8-6

ALL-TIME WIN / LOSS

	Home	Away	Neutral	Overall
Lakers vs. Nets	34-11	30-14	-	64-25

2018-19 RESULTS

12/18/18 @ Brooklyn 110-115 (L)
3/22/19 vs. Brooklyn 106-111 (L)

2019-20 MEETINGS

1/23/20 @ Brooklyn 5:00 pm (TNT)
3/10/20 vs. Brooklyn 7:30 pm

LAKERS 2018-19 STATISTICS VS. BROOKLYN

	G	GS	MIN	FG	FGA	FG%	3FG	3FGA	3FG%	FT	FTA	FT%	OFF	DEF	TOT	AST	PF	DQ	STL	TO	BLK	PTS	AVG
McGee	1	1	35	15	20	.750	0	0	---	3	7	.429	12	8	20	0	5	0	1	3	6	33	33.0
James	2	2	78	21	48	.438	3	14	.214	16	25	.640	4	18	22	22	4	0	2	13	2	61	30.5
Ball	1	1	39	9	16	.563	5	9	.556	0	2	.000	2	4	6	3	6	1	2	3	0	23	23.0
Kuzma	2	2	78	14	40	.350	5	19	.263	7	7	1.000	1	15	16	3	5	0	1	5	1	40	20.0
Caruso	1	0	35	3	10	.300	2	4	.500	2	2	1.000	2	6	8	2	5	0	1	3	0	10	10.0
Stephenson	1	0	12	3	7	.429	2	4	.500	0	0	---	0	3	3	0	2	0	0	1	0	8	8.0
Caldwell-Pope	2	0	71	4	13	.308	1	10	.100	4	4	1.000	2	7	9	3	5	0	3	1	0	13	6.5
Hart	1	1	34	2	10	.200	1	5	.200	1	2	.500	2	3	5	1	0	0	1	0	0	6	6.0
Bullock	1	1	28	2	9	.222	1	6	.167	0	0	---	0	3	3	0	2	0	2	0	1	5	5.0
Rondo	1	1	25	2	6	.333	1	2	.500	0	0	---	0	3	3	4	3	0	0	0	2	8	4.0
Chandler	2	1	30	3	3	1.000	0	0	---	2	4	.500	2	9	11	3	3	0	0	0	2	8	4.0
Wagner	2	0	8	1	2	.500	1	2	.500	1	2	.500	0	1	1	0	2	0	0	0	0	4	2.0
Mykhailiuk	1	0	6	0	1	.000	0	1	.000	0	0	---	0	0	0	0	1	0	0	1	0	0	0.0
Zubac	1	0	2	0	1	.000	0	0	---	0	0	---	0	0	0	1	2	0	0	0	1	0	0.0
Williams	1	0	1	0	0	---	0	0	---	0	0	---	0	0	0	0	0	0	0	0	0	0	0.0
Bonga	1	0	1	0	0	---	0	0	---	0	0	---	0	0	0	0	0	0	0	0	0	0	0.0

CURRENT STREAK

Lost 2

LAST ROAD LOSS

12/18/18 (110-115)

FEWEST POINTS ALLOWED

80 vs. New Jersey, 11/26/99

CURRENT HOME STREAK

Lost 1

LARGEST WINNING MARGIN

27 vs. New Jersey, 11/25/08 (120-93)

HIGH INDIV. GAME (LAKERS)

50, S. O'Neal @ New Jersey, 4/2/98

CURRENT ROAD STREAK

Lost 1

LARGEST LOSING MARGIN

27 @ New Jersey, 12/19/02 (71-98)

HIGH INDIV. GAME (NETS)

50, S. Marbury @ New Jersey, 2/13/01

LAST HOME WIN

11/3/17 (124-112)

MOST POINTS SCORED

147 vs. New Jersey, 11/25/83

LAST ROAD WIN

2/2/18 (102-99)

MOST POINTS ALLOWED

123 vs. New Jersey, 11/25/83

LAST HOME LOSS

3/22/19 (106-111)

FEWEST POINTS SCORED

71 @ New Jersey, 12/19/02



333 E. Trade Street, Charlotte, NC 28202
phone: (704) 688-8600 / www.hornets.com

BASKETBALL DIRECTORY / GENERAL INFORMATION

Chairman: Michael Jordan
Managing Partner: Curtis Polk
President, Vice Chairman & Alternate Governor: Fred Whitfield
President of Basketball Operations & GM: Mitch Kupchak
Assistant General Manager: Buzz Peterson
Head Coach: James Borrego
Assistant Coaches: Jay Triano, Chad Iske, Jay Hernandez, Ronald Nored, Dutch Gaitley, Nate Mitchell
Head Athletic Trainer: Joe Sharpe
Communications: Mike Cristaldi, Josh Rosen, Brian Travis, Natalie Breneman
Home Court: Spectrum Center (19,077) - opened in 2005
Colors: Purple, Teal, Black, Cool Gray and Light Blue
Radio: WFNZ - John Focke, Matt Carroll
Television: Fox Sports Southeast - Eric Collins, Dell Curry, Ashley ShahAhmadi



FRANCHISE TIMELINE

Charlotte Hornets	(founded 1988-89)	W/L: 21-8
Charlotte Bobcats	(founded 2004-05)	W/L: 10-9
Charlotte Hornets	(founded 2014-15)	W/L: 4-6

ALL-TIME WIN / LOSS

	Home	Away	Neutral	Overall
Lakers vs. Hornets	19-11	16-12	-	35-23

2018-19 RESULTS

12/5/18	@ Charlotte	128-100 (W)
3/29/19	vs. Charlotte	129-115 (W)

2019-20 MEETINGS

10/27/19	vs. Charlotte	6:30 pm
3/21/20	@ Charlotte	4:00 pm

LAKERS 2018-19 STATISTICS VS. CHARLOTTE

	G	GS	MIN	FG	FGA	FG%	3FG	3FGA	3FG%	FT	FTA	FT%	OFF	DEF	TOT	AST	PF	DQ	STL	TO	BLK	PTS	AVG
James	2	2	62	18	34	.529	6	13	.462	9	14	.643	1	14	15	20	1	0	1	9	0	51	25.5
Caldwell-Pope	2	1	54	12	23	.522	8	14	.571	4	4	1.000	2	4	6	4	5	0	1	0	0	36	18.0
Kuzma	2	2	59	13	25	.520	4	13	.308	4	4	1.000	1	5	6	4	7	0	0	5	1	34	17.0
Ball	1	1	35	7	11	.636	2	4	.500	0	0	---	3	7	10	10	1	0	5	2	1	16	16.0
McGee	2	2	44	13	16	.813	0	0	---	3	4	.750	4	11	15	2	5	0	1	2	5	29	14.5
Williams	1	0	21	6	7	.857	0	0	---	1	2	.500	2	2	4	0	2	0	0	1	0	13	13.0
Stephenson	2	0	52	10	17	.588	4	8	.500	1	2	.500	2	16	18	4	3	0	2	3	0	25	12.5
Mykhailiuk	1	0	18	4	10	.400	3	6	.500	1	2	.500	0	1	1	4	2	0	0	0	0	12	12.0
Rondo	1	1	35	3	9	.333	1	4	.250	0	0	---	2	4	6	17	1	0	6	1	0	7	7.0
Caruso	1	0	18	3	6	.500	1	3	.333	0	0	---	0	1	1	1	1	0	1	3	0	7	7.0
Zubac	1	0	12	3	4	.750	0	0	---	0	0	---	0	1	1	0	0	0	0	0	0	6	6.0
Wagner	2	0	18	4	8	.500	2	3	.667	1	1	1.000	1	3	4	0	1	0	0	0	0	11	5.5
Hart	1	1	26	2	8	.250	1	4	.250	0	1	.000	1	2	3	1	2	0	1	2	0	5	5.0
Chandler	1	0	16	1	1	1.000	0	0	---	1	2	.500	1	4	5	0	5	0	0	1	1	3	3.0
Bonga	2	0	8	1	4	.250	0	0	---	0	0	---	1	0	1	1	1	0	2	0	0	2	1.0
Machado	1	0	1	0	0	---	0	0	---	0	0	---	0	0	0	0	0	0	0	0	0	0	0.0

CURRENT STREAK

Won 2

LAST HOME LOSS

1/5/18 (94-108)

MOST POINTS ALLOWED

141 @ Charlotte, 11/24/93

CURRENT HOME STREAK

Won 1

LAST ROAD LOSS

12/20/16 (113-117)

FEWEST POINTS SCORED

78 @ Charlotte, 11/6/96

CURRENT ROAD STREAK

Won 2

LARGEST WINNING MARGIN

41 @ Charlotte, 3/12/02 (107-66)

FEWEST POINTS ALLOWED

66 vs. Charlotte, 3/12/02

LAST HOME WIN

3/29/19 (129-115)

LARGEST LOSING MARGIN

20 @ Charlotte, 2/14/11 (109-89)

HIGH INDIV. GAME (LAKERS)

58, K. Bryant @ Charlotte, 12/29/06 (30T)

LAST ROAD WIN

12/15/18 (128-100)

MOST POINTS SCORED

129 vs. Charlotte, 3/29/19

HIGH INDIV. GAME (HORNETS)

40, A. Jefferson vs. Charlotte, 1/31/14



1901 West Madison Street, Chicago, IL 60612
phone: (312) 455-4000 / www.bulls.com

BASKETBALL DIRECTORY / GENERAL INFORMATION

Chairman: Jerry Reinsdorf
President & COO: Michael Reinsdorf
Executive Vice President, Basketball Operations: John Paxson
General Manager: Gar Forman
Head Coach: Jim Boylen
Assistant Coaches: Chris Fleming, Roy Rogers, Nate Loenser, Dean Cooper, Karen Umlauf
Head Athletic Trainer: Jeff Tanaka
Senior Director of Public & Media Relations: Tim Hallam
Director of Public & Media Relations: Matt Yob
Senior Manager of Public & Media Relations: Beth Grady
Home Court: United Center (20,917) - opened in 1994
Colors: Red, Black and White
Radio: WLS (AM 890) - Chuck Swirsky, Bill Wennington
Spanish Radio: TUDN Radio (1200 AM) - Omar Ramos, Hector Lozano
Television: NBC Sports Chicago - Neil Funk, Stacey King

FRANCHISE TIMELINE

Chicago Bulls (founded 1966-67)

ALL-TIME WIN / LOSS

	Home	Away	Neutral	Overall
Lakers vs. Bulls	49-28	40-34	2-1	91-63

2018-19 RESULTS

1/15/19 vs. Chicago 107-100 (W)
3/12/19 @ Chicago 123-107 (W)

2019-20 MEETINGS

11/5/19 @ Chicago 5:00 pm
4/7/20 vs. Chicago 7:30 pm

LAKERS 2018-19 STATISTICS VS. CHICAGO

	G	GS	MIN	FG	FGA	FG%	3FG	3FGA	3FG%	FT	FTA	FT%	OFF	DEF	TOT	AST	PF	DQ	STL	TO	BLK	PTS	AVG
James	1	1	33	15	23	.652	2	4	.500	4	5	.800	1	9	10	4	2	0	2	5	0	36	36.0
Caldwell-Pope	2	1	63	11	22	.500	5	14	.357	14	16	.875	3	7	10	2	3	0	4	2	0	41	20.5
Ball	1	1	38	8	17	.471	3	7	.429	0	0	---	4	4	8	6	0	0	2	3	0	19	19.0
Kuzma	2	2	64	15	32	.469	3	11	.273	4	7	.571	2	15	17	6	4	0	1	5	0	37	18.5
B. Ingram	1	1	40	7	13	.538	0	2	.000	2	4	.500	0	9	9	7	4	0	1	3	0	16	16.0
Rondo	1	1	31	6	9	.667	2	4	.500	0	0	---	1	3	4	10	2	0	2	2	0	14	14.0
McGee	2	1	47	7	18	.389	0	0	---	5	6	.833	5	10	15	1	3	0	1	1	6	19	9.5
Bullock	1	1	22	3	9	.333	1	6	.167	2	2	1.000	0	2	2	0	0	0	2	0	0	9	9.0
Chandler	1	1	26	3	3	1.000	0	0	---	2	4	.500	1	2	3	2	2	0	0	0	1	8	8.0
Zubac	1	0	8	2	2	1.000	0	0	---	3	4	.750	0	3	3	1	3	0	0	0	0	7	7.0
Mykhailiuk	1	0	16	2	5	.400	2	4	.500	0	0	---	0	0	0	1	2	0	0	0	0	6	6.0
Wagner	1	0	10	2	4	.500	1	3	.333	0	0	---	0	1	1	1	1	0	0	0	0	5	5.0
Beasley	1	0	11	1	4	.250	0	0	---	2	4	.500	1	3	4	0	1	0	0	2	0	4	4.0
Caruso	1	0	11	1	1	1.000	1	1	1.000	0	0	---	0	0	0	1	1	0	1	2	0	3	3.0
Stephenson	1	0	3	1	1	1.000	1	1	1.000	0	0	---	0	0	0	0	1	0	0	2	0	3	3.0
Hart	2	0	46	1	3	.333	0	2	.000	0	0	---	0	6	6	2	2	0	2	2	2	2	1.0
Williams	1	0	4	0	1	.000	0	0	---	1	2	.500	0	0	0	0	1	0	0	1	0	1	1.0
Muscala	1	0	4	0	0	---	0	0	---	0	0	---	0	0	0	0	0	0	0	0	0	0	0.0
A. Ingram	1	0	2	0	1	.000	0	0	---	0	0	---	0	0	0	0	0	0	0	0	0	0	0.0

CURRENT STREAK

Won 5

LAST ROAD LOSS

2/21/16 (115-126)

FEWEST POINTS SCORED

76 vs. Chicago, 11/17/74

CURRENT HOME STREAK

Won 2

LARGEST WINNING MARGIN

28 vs. Chicago, 11/18/07 (106-78)

FEWEST POINTS ALLOWED

72 vs. Chicago, 11/19/06

CURRENT ROAD STREAK

Won 3

LARGEST LOSING MARGIN

23 vs. Chicago, 1/28/16 (91-114)
23 @ Chicago, 2/18/75 (105-128)

HIGH INDIV. GAME (LAKERS)

45, E. Baylor @ Chicago, 10/19/66

LAST HOME WIN

1/15/19 (107-100)

MOST POINTS SCORED

154 vs. Chicago, 11/23/66

HIGH INDIV. GAME (BULLS)

54, M. Jordan vs. Chicago, 11/20/92

LAST ROAD WIN

3/12/19 (123-107)

MOST POINTS ALLOWED

134 @ Chicago, 10/19/66

LAST HOME LOSS

11/20/16 (110-118)



One Center Court, Cleveland, OH 44115
phone: (216) 420-2000 / www.cavs.com

BASKETBALL DIRECTORY / GENERAL INFORMATION

Chairman: Dan Gilbert
General Manager: Koby Altman
Head Coach: John Beilein
Associate Head Coach: J.B. Bickerstaff
Assistant Coaches: Antonio Lang, Dan Geriot, Lindsay Gottlieb
Head Athletic Trainer: Steve Spiro
EVP & Chief Communications Officer: Tad Carper
Director of Basketball Communications: B.J. Evans
Basketball Communications Sr. Manager: Jeff Schaefer
Home Court: Rocket Mortgage Arena (19,432) - opened in 1994
Colors: Wine and Gold
Radio: WTAM (1100 AM) - Tim Alcorn, Jim Chones, Mike Snyder
Spanish Radio: LA MEGA (87.7 FM) - Rafael Hernández Brito
Television: FOX Sports Ohio - John Michael, Austin Carr, Angel Gray

**FRANCHISE TIMELINE**

Cleveland Cavaliers (founded 1970-71)

ALL-TIME WIN / LOSS

	Home	Away	Neutral	Overall
Lakers vs. Cavaliers	38-19	25-32	-	63-51

2018-19 RESULTS

11/21/18 @ Cleveland 109-105 (W)
1/13/19 vs. Cleveland 95-101 (L)

2019-20 MEETINGS

1/13/20 vs. Cleveland 7:30 pm
3/26/20 @ Cleveland 4:00 pm

LAKERS 2018-19 STATISTICS VS. CLEVELAND

	G	GS	MIN	FG	FGA	FG%	3FG	3FGA	3FG%	FT	FTA	FT%	OFF	DEF	TOT	AST	PF	DQ	STL	TO	BLK	PTS	AVG
James	1	1	36	11	20	.550	2	6	.333	8	12	.667	2	12	14	7	3	0	0	4	1	32	32.0
Kuzma	2	2	65	15	32	.469	4	12	.333	7	11	.636	3	10	13	4	8	0	0	6	2	41	20.5
Ingram	2	2	76	13	24	.542	2	3	.667	8	14	.571	4	6	10	5	5	0	0	4	0	36	18.0
Ball	2	2	77	12	25	.480	3	10	.300	1	3	.333	4	12	16	14	7	0	3	4	0	28	14.0
Caldwell-Pope	2	0	51	5	17	.294	3	12	.250	4	4	1.000	1	8	9	5	5	0	1	1	0	17	8.5
Beasley	1	0	7	3	7	.429	0	0	---	2	3	.667	1	0	1	0	2	0	1	0	0	8	8.0
McGee	2	2	48	7	9	.778	0	0	---	0	0	---	1	12	13	2	6	0	0	2	4	14	7.0
Hart	2	1	54	5	17	.294	1	11	.091	2	2	1.000	0	9	9	1	3	0	1	3	5	13	6.5
Zubac	1	0	11	2	3	.667	0	0	---	1	1	1.000	0	2	2	0	0	0	0	0	2	5	5.0
Mykhailiuk	1	0	5	1	2	.500	1	2	.500	0	0	---	1	0	1	1	1	0	0	0	0	3	3.0
Chandler	2	0	23	1	3	.333	0	0	---	2	2	1.000	2	6	8	1	1	0	0	0	0	4	2.0
Stephenson	2	0	29	1	10	.100	0	3	.000	1	3	.333	1	5	6	4	1	0	0	2	0	3	1.5

CURRENT STREAK

Lost 1

CURRENT HOME STREAK

Lost 1

CURRENT ROAD STREAK

Won 1

LAST HOME WIN

3/11/18 (127-113)

LAST ROAD WIN

11/21/18 (109-105)

LAST HOME LOSS

1/13/19 (95-101)

LAST ROAD LOSS

12/14/17 (112-121)

LARGEST WINNING MARGIN

55 vs. Cleveland, 1/11/11 (112-57)

LARGEST LOSING MARGIN

38 @ Cleveland, 11/30/94 (79-117)

MOST POINTS SCORED

153 @ Cleveland (40T), 1/29/80
140 vs. Cleveland, 11/11/79

MOST POINTS ALLOWED

154 @ Cleveland (40T), 1/29/80
129 vs. Cleveland, 11/5/85

FEWEST POINTS SCORED

70 @ Cleveland, 11/5/02

FEWEST POINTS ALLOWED

57 vs. Cleveland, 1/11/11

HIGH INDIV. GAME (LAKERS)

47, K. Bryant @ Cleveland, 1/30/01

HIGH INDIV. GAME (CAVALIERS)

46, K. Irving vs. Cleveland, 3/19/17



Amerian Airlines Center, 2500 Victory Ave., Dallas, TX 75219
phone: (214) 665-4660 / www.mavs.com

BASKETBALL DIRECTORY / GENERAL INFORMATION

Owner: Mark Cuban
CEO: Cynt Marshall
President of Basketball Operations/General Manager: Donn Nelson
Head Coach: Rick Carlisle
Assistant Coaches: Stephen Silas, Jamahl Mosley, Darrell Armstrong, Mike Weiner
Head Athletic Trainer: Dionne Calhoun
VP, Basketball Communications: Sarah Melton
Director, Basketball Communications: Scott Tomlin
Home Court: American Airlines Center (19,200) - opened in 2001
Colors: Mavs Blue, Silver, White and Black
Radio: ESPN Radio (103.3 FM) - Chuck Cooperstein, Brad Davis
Spanish Radio: KFLC (Univision 1270 AM) - Victor Villalba
Television: Fox Sports Southwest - Mark Followill, Derek Harper, Jeff Wade

FRANCHISE TIMELINE

Dallas Mavericks (founded 1980-81)

ALL-TIME WIN / LOSS

	Home	Away	Neutral	Overall
Lakers vs. Mavericks	60-19	50-28	-	110-47

2018-19 RESULTS

10/31/18 vs. Dallas 114-113 (W)
11/30/18 vs. Dallas 114-103 (W)
1/7/19 @ Dallas 107-97 (W)

2019-20 MEETINGS

11/1/19 @ Dallas 6:30 pm
12/1/19 vs. Dallas 1:00 pm
12/29/19 vs. Dallas 6:30 pm
1/10/19 @ Dallas 5:30 pm

LAKERS 2018-19 STATISTICS VS. DALLAS

	G	GS	MIN	FG	FGA	FG%	3FG	3FGA	3FG%	FT	FTA	FT%	OFF	DEF	TOT	AST	PF	DQ	STL	TO	BLK	PTS	AVG
James	2	2	70	23	40	.575	4	7	.571	7	11	.636	2	8	10	10	6	0	3	7	1	57	28.5
Ingram	3	3	109	25	53	.472	1	2	.500	14	21	.667	1	9	10	11	14	0	4	7	0	62	21.7
Kuzma	3	3	105	15	43	.349	6	19	.316	10	16	.625	2	23	25	12	6	0	0	7	1	46	15.3
Ball	3	3	99	16	30	.533	8	16	.500	3	8	.375	6	6	12	16	9	1	7	7	0	43	14.3
McGee	3	3	79	15	27	.556	0	0	---	0	1	.000	7	24	32	1	16	1	3	7	6	30	10.0
Caldwell-Pope	3	0	66	5	17	.294	2	10	.200	13	15	.867	0	6	6	4	4	0	3	2	0	25	8.3
Chandler	2	0	42	7	8	.875	0	0	---	1	1	1.000	7	9	16	2	4	0	3	1	1	15	7.5
Hart	3	1	83	8	21	.381	3	12	.250	3	3	1.000	1	12	13	9	9	0	6	3	1	22	7.3
Beasley	2	0	14	5	6	.833	0	0	---	3	5	.600	0	1	1	2	1	0	0	2	1	13	6.5
Rondo	1	0	17	2	7	.286	1	3	.333	0	0	---	0	0	0	3	1	0	2	2	0	5	5.0
Zubac	1	0	4	1	2	.500	0	0	---	2	2	1.000	1	1	2	0	0	0	0	1	0	4	4.0
Stephenson	3	0	18	3	7	.429	1	4	.250	0	0	---	1	0	1	2	2	0	1	3	0	7	2.3
Mykhailiuk	2	0	6	1	2	.500	1	2	.500	0	0	---	0	0	0	1	1	0	0	0	0	3	1.5
Williams	1	0	7	0	0	---	0	0	---	0	0	---	0	2	2	0	3	0	0	1	0	0	0.0
Wagner	1	0	1	0	1	.000	0	1	.000	0	0	---	0	0	0	1	0	0	0	0	0	0	0.0

CURRENT STREAK

Won 5

LAST HOME LOSS

12/29/16 (89-101)

MOST POINTS ALLOWED

140 vs. Dallas, 11/21/14

CURRENT HOME STREAK

Won 4

LAST ROAD LOSS

2/10/18 (123-130)

FEWEST POINTS SCORED

72 @ Dallas, 11/19/02
72 vs. Dallas, 3/11/07

CURRENT ROAD STREAK

Won 1

LARGEST WINNING MARGIN

35 vs. Dallas, 1/3/10 (131-96)

FEWEST POINTS ALLOWED

70 vs. Dallas, 1/16/12

LAST HOME WIN

11/30/18 (114-103)

LARGEST LOSING MARGIN

49 @ Dallas, 1/22/17 (73-122)

HIGH INDIV. GAME (LAKERS)

62, K. Bryant vs. Dallas, 12/20/05

LAST ROAD WIN

1/7/19 (107-97)

MOST POINTS SCORED

138 vs. Dallas, 3/14/82

HIGH INDIV. GAME (MAVERICKS)

42, M. Aguirre vs. Dallas, 12/2/83



1000 Chopper Circle, Denver, CO 80204
phone: (303) 405-1100 / www.nuggets.com

BASKETBALL DIRECTORY / GENERAL INFORMATION

Owner: E. Stanley Kroenke
President & Governor: Josh Kroenke
President of Basketball Operations: Tim Connelly
Head Coach: Michael Malone
Assistant Coaches: Wes Unseld Jr., David Adelman, Jordi Fernandez, Ryan Bowen, Charles Klask, John Beckett
Player Development Coaches: Ognjen Stojakovic, Stephen Graham, Boniface N'Dong
Head Athletic Trainer: Dan Shimensky
Director, Media Relations: Nick O'Hayre
Manager, Media Relations: Cody Wise
Home Court: Pepsi Center (19,520) - opened in 1999
Colors: Dark Red, Dark Blue and Yellow
Radio: Altitude Radio Network (92.5 FM) - Jason Kosmicki
Television: Altitude Sports & Entertainment - Chris Marlowe, Scott Hastings, Chris Dempsey, Vic Lombardi, Katy Winge

**FRANCHISE TIMELINE**

Denver Nuggets (founded 1967-68)

2018-19 RESULTS

10/25/18 vs. Denver 121-114 (W)
11/27/18 @ Denver 85-117 (L)
3/6/19 vs. Denver 99-115 (L)

ALL-TIME WIN / LOSS

	Home	Away	Neutral	Overall
Lakers vs. Nuggets	60-27	45-43	-	105-70

2019-20 MEETINGS

12/3/19 @ Denver 6:00 pm
12/22/19 vs. Denver 6:30 pm
2/12/20 @ Denver 7:00 pm (ESPN)
3/15/20 vs. Denver 6:00 pm (ESPN)

LAKERS 2018-19 STATISTICS VS. DENVER

	G	GS	MIN	FG	FGA	FG%	3FG	3FGA	3FG%	FT	FTA	FT%	OFF	DEF	TOT	AST	PF	DQ	STL	TO	BLK	PTS	AVG
James	3	3	96	28	54	.519	3	16	.188	14	24	.583	0	25	25	20	7	0	6	10	3	73	24.3
Kuzma	2	2	65	17	33	.515	3	13	.231	6	6	1.000	1	5	6	3	7	0	1	3	3	43	21.5
Caruso	1	0	29	6	11	.545	1	4	.250	2	2	1.000	1	5	6	3	3	0	0	1	0	15	15.0
Ingram	1	1	30	6	10	.600	0	1	.000	2	4	.500	0	2	2	2	4	0	1	1	0	14	14.0
McGee	3	3	68	19	30	.633	0	0	---	1	2	.500	6	9	15	3	3	0	2	1	6	39	13.0
Batt	3	2	51	8	16	.500	3	9	---	0	---	---	1	10	11	10	3	0	5	3	0	19	9.5
Hart	3	2	92	7	22	.318	2	12	.167	7	9	.778	2	10	12	6	6	0	3	2	0	23	7.7
Stephenson	3	0	48	8	24	.333	4	10	.400	0	0	---	2	8	10	7	4	0	1	2	0	20	6.7
Wagner	2	0	31	4	12	.333	2	7	.286	1	1	1.000	1	3	4	3	4	0	1	3	1	11	5.5
Williams	2	0	27	4	6	.667	0	0	---	2	4	.500	2	2	4	0	6	0	0	1	0	10	5.0
Rondo	1	1	35	2	7	.286	0	3	.000	0	0	---	1	6	7	11	1	0	2	2	1	4	4.0
Chandler	1	0	20	1	1	1.000	0	0	---	2	4	.500	2	3	5	1	3	0	1	0	0	4	4.0
Beasley	2	0	15	3	7	.429	0	1	.000	2	2	1.000	1	0	1	0	2	0	0	2	0	8	4.0
Caldwell-Pope	3	0	53	3	13	.231	3	10	.300	2	2	1.000	0	4	4	0	5	0	0	2	0	11	3.7
Mykhailiuk	2	0	24	3	9	.333	1	5	.200	0	0	---	1	3	4	2	1	0	0	2	0	7	3.5
Bullock	1	1	20	1	4	.250	0	2	.000	0	2	.000	0	2	2	0	1	0	0	0	0	2	2.0
Bonga	1	0	2	0	0	---	0	0	---	2	2	1.000	0	1	1	1	0	0	0	1	0	2	2.0
Zubac	1	0	7	0	2	.000	0	0	---	0	0	---	1	1	2	0	0	0	0	1	1	0	0.0
Muscala	1	0	5	0	2	.000	0	2	.000	0	0	---	0	1	1	0	0	0	0	0	0	0	0.0

CURRENT STREAK

Lost 2

LAST HOME LOSS

3/6/19 (99-115)

MOST POINTS ALLOWED

148 vs. Denver (OT), 3/29/81
146 vs. Denver, 11/6/84

CURRENT HOME STREAK

Lost 1

LAST ROAD LOSS

11/27/18 (85-117)

FEWEST POINTS SCORED

74 vs. Denver, 2/3/95

CURRENT ROAD STREAK

Lost 5

LARGEST WINNING MARGIN

39 vs. Denver, 2/19/98 (131-92)

FEWEST POINTS ALLOWED

68 @ Denver, 11/21/01

LAST HOME WIN

10/25/18 (121-114)

LARGEST LOSING MARGIN

32 @ Denver, 11/27/18

HIGH INDIV. GAME (LAKERS)

51, K. Bryant @ Denver, 2/12/03

LAST ROAD WIN

12/22/15 (111-107)

MOST POINTS SCORED

153 vs. Denver, 4/9/92

HIGH INDIV. GAME (NUGGETS)

51, A. Iverson @ Denver, 12/5/07



6201 Second Avenue, Detroit, MI 48202
phone: (313) 747-8667 / www.pistons.com

BASKETBALL DIRECTORY / GENERAL INFORMATION

Owner: Tom Gores
Vice Chairman: Arn Tellem
Senior Advisor to Owner Tom Gores: Ed Stefanski
Head Coach: Dwane Casey
Assistant Coaches: Sidney Lowe, Sean Sweeney, Micah Nori, Tim Grgrich
Athletic Trainer: Jim Scholler
Vice President, Public Relations: Kevin Grigg
Sr. Director, Public Relations: Cletus Lewis
Coordinator, Public Relations: Josh Schur
Home Court: Little Caesars Arena (20,491) - opened in 2017
Colors: Red, White, Blue
Radio: The Ticket (97.1 FM) - Mark Champion, Rick Mahorn, George Blaha
Television: FS Detroit - George Blaha, Greg Kelsner

FRANCHISE TIMELINE / LAKERS RECORD

Fort Wayne Pistons (founded 1948-49) W/L: 44-41
Detroit Pistons (founded 1957-58) W/L: 162-92

ALL-TIME WIN / LOSS

	Home	Away	Neutral	Overall
Minneapolis Era	32-14	20-31	12-13	64-58
Los Angeles Era	74-25	59-40	9-10	142-75
All-Time Totals	106-39	79-71	21-23	206-133
<i>Lakers vs. Detroit</i>	<i>82-32</i>	<i>69-44</i>	<i>11-16</i>	<i>162-92</i>

2018-19 RESULTS

1/9/19 vs. Detroit 113-100 (W)
3/15/19 @ Detroit 97-111 (L)

2019-20 MEETINGS

1/5/20 vs. Detroit 7:00 pm
3/22/20 @ Detroit 3:00 pm

LAKERS 2018-19 STATISTICS VS. DETROIT

	G	GS	MIN	FG	FGA	FG%	3FG	3FGA	3FG%	FT	FTA	FT%	OFF	DEF	TOT	AST	PF	DQ	STL	TO	BLK	PTS	AVG
Kuzma	2	2	68	21	38	.553	5	14	.357	6	10	.600	1	7	8	10	4	0	1	4	0	53	26.5
Beasley	1	0	19	9	13	.692	1	2	.500	0	0	---	0	2	2	4	2	0	0	2	2	19	19.0
Caldwell-Pope	2	0	56	11	19	.579	4	10	.400	6	6	1.000	0	8	8	5	5	0	1	4	0	32	16.0
Caruso	1	0	24	4	11	.364	2	4	.500	6	8	.750	2	2	4	2	3	0	2	1	1	16	16.0
McGee	2	2	55	14	22	.636	0	0	---	2	2	1.000	7	11	18	1	7	0	1	0	5	30	15.0
Rondo	1	1	37	6	13	.462	1	1	1.000	2	2	1.000	1	7	8	7	2	0	2	3	0	15	15.0
Zubac	1	0	23	4	8	.500	0	0	---	3	4	.750	3	6	9	1	3	0	1	0	0	11	11.0
B. Ingram	1	1	30	4	10	.400	0	0	---	2	4	.500	3	6	9	6	1	0	0	3	0	10	10.0
Williams	1	0	15	2	4	.500	0	0	---	2	4	.500	1	1	2	0	4	0	1	1	0	6	6.0
Ball	1	1	35	2	6	.333	1	4	.250	0	0	---	0	5	5	11	3	0	2	2	1	5	5.0
Bullock	1	1	21	2	7	.286	0	5	.000	0	0	---	0	2	2	2	1	0	1	3	0	4	4.0
Muscala	1	1	15	2	3	.667	0	1	.000	0	0	---	0	4	4	0	2	0	0	0	0	4	4.0
Hart	1	1	26	1	3	.333	0	1	.000	0	0	---	0	7	7	1	2	0	0	2	1	2	2.0
Wagner	2	0	21	0	6	.000	0	4	.000	3	4	.750	1	2	3	2	3	0	0	3	0	3	1.5
Stephenson	1	0	22	0	1	.000	0	1	.000	0	0	---	0	2	2	2	1	0	1	0	0	0	0.0
A. Ingram	1	0	6	0	1	.000	0	0	---	0	0	---	0	0	0	0	0	0	0	0	0	0	0.0
Bonga	1	0	5	0	3	.000	0	1	.000	0	0	---	1	2	3	0	0	0	0	0	0	0	0.0
Mykhailiuk	1	0	3	0	0	---	0	0	---	0	0	---	0	0	0	0	0	0	1	0	0	0	0.0

CURRENT STREAK

Lost 1

LAST HOME LOSS

1/15/17 (97-102)

CURRENT HOME STREAK

Won 2

LAST ROAD LOSS

3/15/19 (97-111)

CURRENT ROAD STREAK

Lost 4

LARGEST WINNING MARGIN

56 vs. Detroit, 11/12/66 (144-88)

LAST HOME WIN

1/9/19 (113-100)

LARGEST LOSING MARGIN

35 @ Detroit, 1/25/79 (135-100)

LAST ROAD WIN

12/2/14 (106-96)

MOST POINTS SCORED

148 vs. Detroit, 3/24/85

MOST POINTS ALLOWED

135 vs. Detroit (OT), 2/22/72
135 @ Detroit, 1/25/79

FEWEST POINTS SCORED*

76 vs. Ft. Wayne, 12/30/54
78 @ Detroit, 2/8/07

FEWEST POINTS ALLOWED*

76 @ Detroit, 11/29/96

HIGH INDIV. GAME (LAKERS)

57, E. Baylor @ Detroit, 2/16/61

HIGH INDIV. GAME (PISTONS)

46, J. Stackhouse @ Detroit, 3/15/01



1 Warriors Way, San Francisco, CA 94158
phone: (415) 388-0100 / www.warriors.com

BASKETBALL DIRECTORY / GENERAL INFORMATION

Co-Executive Chairman & CEO: Joe Jacob
Co-Executive Chairman: Peter Guber
President & COO: Rick Welts
President, Basketball Operations/General Manager: Bob Myers
Head Coach: Steve Kerr
Assistant Coaches: Mike Brown, Jarron Collins, Bruce Fraser, Ron Adams
Head Athletic Trainer: Drew Yoder
Sr. Vice President, Communications: Raymond Ridder
Director, Public Relations: Brett Winkler
Director, Basketball Communications: Michael Ravina
Director, Publications & Statistical Information: Darryl Arata
Home Court: Chase Center (18,064) - opened in 2019
Colors: Warriors Royal Blue, California Golden Yellow
Radio: KGMZ-FM (95.7 The Game)- Tim Roye, Jim Barnett
Television: NBC Sports Bay Area - Bob Fitzgerald, Kelenna Azubuike, Kerith Burke

**FRANCHISE TIMELINE / LAKERS RECORD**

Philadelphia Warriors (founded 1946-47) W/L: 59-51
San Francisco Warriors (founded 1962-63) W/L: 48-33
Golden State Warriors (founded 1971-72) W/L: 145-84

2018-19 RESULTS

12/25/18 @ Golden State 127-101 (W)
1/21/19 vs. Golden State 111-130 (L)
2/2/19 @ Golden State 101-115 (L)
4/4/19 vs. Golden State 90-108 (L)

ALL-TIME WIN / LOSS

	Home	Away	Neutral	Overall
Minneapolis Era	29-4	9-24	13-12	51-40
Los Angeles Era	117-45	81-78	3-5	201-128
All-Time Totals	146-49	90-102	16-17	252-168
Lakers vs. SF / Golden St.	112-42	79-73	2-2	193-117

2019-20 MEETINGS

11/13/19 vs. Golden State 7:00 pm (ESPN)
2/8/20 @ Golden State 5:30 pm (ABC)
2/27/20 @ Golden State 7:30 pm (TNT)
4/9/20 vs. Golden State 7:30 pm (TNT)

LAKERS 2018-19 STATISTICS VS. GOLDEN STATE

	G	GS	MIN	FG	FGA	FG%	3FG	3FGA	3FG%	FT	FTA	FT%	OFF	DEF	TOT	AST	PF	DQ	STL	TO	BLK	PTS	AVG
Ingram	3	3	97	20	46	.435	2	6	.333	9	11	.818	0	11	11	8	10	0	5	1	51	17.0	
Williams	1	0	27	8	14	.571	0	0	---	1	3	.333	6	7	13	1	3	0	1	2	1	17	17.0
James	1	1	21	6	11	.545	0	2	.000	5	8	.625	2	11	13	5	1	0	1	2	0	17	17.0
Kuzma	3	3	96	17	44	.386	3	15	.200	11	13	.846	4	8	12	5	5	0	0	6	0	48	16.0
Zubac	3	2	77	21	29	.724	0	0	---	4	5	.800	6	18	24	3	9	0	0	4	5	46	15.3
Rondo	3	2	90	16	40	.400	4	16	.250	3	6	.500	0	17	17	23	5	0	3	6	0	39	13.0
Muscala	1	0	24	4	8	.500	3	5	.600	0	0	---	0	6	6	2	0	0	1	0	0	11	11.0
Beasley	2	0	25	9	12	.750	0	0	---	3	4	.750	0	6	6	2	2	0	0	1	1	21	10.5
McGee	3	1	50	12	21	.571	0	2	.000	3	6	.500	7	17	24	2	4	0	0	4	3	27	9.0
Caldwell-Pope	4	3	96	13	39	.333	4	19	.211	2	5	.400	5	8	13	6	5	0	4	4	0	32	8.0
Stephenson	4	0	72	11	33	.333	6	21	.286	4	8	.500	1	12	13	12	7	0	2	8	1	32	8.0
Caruso	2	1	49	6	17	.353	2	4	.500	1	4	.250	2	3	5	7	1	0	1	3	2	15	7.5
Wagner	4	1	49	9	17	.529	1	6	.167	6	9	.667	3	9	12	4	2	0	1	5	1	25	6.3
Hart	3	1	69	6	13	.462	4	9	.444	2	2	1.000	3	5	8	2	5	0	2	5	2	18	6.0
Ball	1	1	24	2	6	.333	1	4	.250	1	2	.500	0	3	3	4	2	0	0	2	0	6	6.0
Mykhailiuk	3	0	23	5	7	.714	3	4	.750	0	0	---	0	3	3	2	2	0	0	0	0	13	4.3
Jones	1	0	27	2	7	.286	0	3	.000	0	0	---	2	5	7	3	1	0	2	2	0	4	4.0
Bonga	3	0	17	1	3	.333	0	1	.000	4	8	.500	2	3	5	4	0	0	1	0	1	6	2.0
Chandler	2	1	24	0	2	.000	0	0	---	1	2	.500	1	6	7	0	3	0	2	0	0	1	0.5

CURRENT STREAK

Lost 3

CURRENT HOME STREAK

Lost 5

CURRENT ROAD STREAK

Lost 1

LAST HOME WIN

11/4/16 (117-97)

LAST ROAD WIN

12/25/18 (127-101)

LAST HOME LOSS

4/4/19 (90-108)

LAST ROAD LOSS

2/2/19 (101-115)

LARGEST WINNING MARGIN

63 vs. Golden State, 3/19/72 (162-99)

LARGEST LOSING MARGIN

43 @ Golden State, 11/23/16 (106-149)

MOST POINTS SCORED

162 vs. Golden State, 3/19/72

MOST POINTS ALLOWED

149 @ Golden State, 11/23/16

FEWEST POINTS SCORED*

76 vs. Philadelphia, 1/3/55

76 @ Golden State, 11/18/93

76 vs. Golden State, 4/3/99

FEWEST POINTS ALLOWED*

72 vs. Golden State, 11/2/03

HIGH INDIV. GAME (LAKERS)

63, E. Baylor @ Philadelphia, 12/8/61

52, E. Baylor vs. San Francisco, 12/15/62

HIGH INDIV. GAME (WARRIORS)

78, W. Chamberlain @ Philadelphia, 12/8/61

72, W. Chamberlain vs. San Francisco, 11/3/62



Toyota Center, 1510 Polk Street, Houston, TX 77002
phone: (713) 758-7200 / www.rockets.com

BASKETBALL DIRECTORY / GENERAL INFORMATION

Owner: Tilman J. Fertitta
Chief Executive Officer: Tad Brown
General Manager: Daryl Morey
Head Coach: Mike D'Antoni
Assistant Coaches: Elston Turner, Brett Gunning, Matt Brase
Senior Vice President of Basketball Operations: Keith Jones
Head Athletic Trainer: Jason Biles
Vice President, Media & Player Relations: Tracey Hughes
Senior Manager, Media Relations: Sean McCloskey
Home Court: Toyota Center (18,055) - opened in 2003
Colors: Red, Black, Silver, White
Radio: SportsTalk 790 (KBME 790 AM) - Craig Ackerman, Matt Thomas
Spanish Radio: La Ranchera (KEYH 850 AM) - Adrian Chavarria
Television: AT&T SportsNet - Bill Worrell, Matt Bullard, Clyde Drexler, Craig Ackerman

FRANCHISE TIMELINE / LAKERS RECORD

San Diego Rockets	(founded 1967-68)	W/L: 22-6
Houston Rockets	(founded 1971-72)	W/L: 115-77

ALL-TIME WIN / LOSS

	Home	Away	Neutral	Overall
All-Time Totals	76-35	60-47	1-1	137-83
Lakers vs. Houston	63-34	51-42	1-1	115-77

2018-19 RESULTS

10/20/18 vs. Houston	115-124	(L)
12/13/18 @ Houston	111-126	(L)
1/19/19 @ Houston	134-138 (OT)	(L)
2/21/19 vs. Houston	111-106	(W)

2019-20 MEETINGS

1/18/20 @ Houston	5:30 pm	(ABC)
2/6/20 vs. Houston	7:30 pm	(TNT)
3/12/20 vs. Houston	7:30 pm	(TNT)

LAKERS 2018-19 STATISTICS VS. HOUSTON

	G	GS	MIN	FG	FGA	FG%	3FG	3FGA	3FG%	FT	FTA	FT%	OFF	DEF	TOT	AST	PF	DQ	STL	TO	BLK	PTS	AVG
James	3	3	115	32	63	.508	4	17	.235	14	23	.609	4	18	22	15	2	0	5	8	2	82	27.3
Kuzma	4	3	144	31	62	.500	8	24	.333	15	16	.938	5	14	19	16	15	0	5	8	4	85	21.3
Ingram	3	3	106	20	37	.541	1	6	.167	19	24	.792	5	17	22	5	11	0	1	12	1	60	20.0
Zubac	1	0	21	4	6	.667	0	0	---	9	9	1.000	2	5	7	1	6	1	0	0	1	17	17.0
Bullock	1	1	30	4	8	.500	4	8	.500	2	2	1.000	1	4	5	1	3	0	1	0	0	14	14.0
McGee	4	3	86	22	33	.667	0	0	---	6	12	.500	10	20	30	4	11	0	2	5	10	50	12.5
Stephenson	4	0	77	16	31	.516	7	15	.467	3	4	.750	3	8	11	6	5	0	2	2	0	42	10.5
Ball	3	2	83	12	26	.462	4	17	.235	1	2	.500	1	11	12	23	6	0	2	4	1	29	9.7
Hart	4	1	104	16	34	.471	4	15	.267	1	5	.200	3	11	14	6	11	0	2	5	3	37	9.3
Beasley	1	0	9	3	7	.429	0	1	.000	2	2	1.000	1	0	1	0	1	0	0	1	1	8	8.0
Rondo	2	1	49	7	12	.583	1	3	.333	0	0	---	1	8	9	17	4	0	2	6	0	15	7.5
Caldwell-Pope	4	2	101	10	35	.286	3	23	.130	4	7	.571	1	10	11	4	5	0	4	1	0	27	6.8
Chandler	3	1	38	1	2	.500	0	0	---	1	2	.500	4	12	16	1	5	0	0	2	0	3	1.0
Mykhailiuk	2	0	20	1	5	.200	0	2	.000	0	0	---	0	1	1	1	1	0	1	0	0	2	1.0
Bonga	1	0	1	0	1	.000	0	0	---	0	0	---	0	0	0	0	0	0	0	0	0	0	0.0

CURRENT STREAK

Won 1

LAST HOME LOSS

10/20/18 (115-124)

MOST POINTS ALLOWED

148 @ Houston (20T), 12/31/18
145 vs. Houston, 4/8/14

CURRENT HOME STREAK

Won 1

LAST ROAD LOSS

1/19/19 (134-138, OT)

FEWEST POINTS SCORED

74 vs. Houston, 12/18/05
74 @ Houston, 11/7/00

CURRENT ROAD STREAK

Lost 3

LARGEST WINNING MARGIN

36 vs. San Diego, 10/27/68 (152-116)
31 vs. Houston, 11/12/82 (127-96)

FEWEST POINTS ALLOWED

74 @ Houston, 11/15/91

LAST HOME WIN

2/21/19 (111-106)

LARGEST LOSING MARGIN

39 @ Houston, 3/15/17 (100-139)

HIGH INDIV. GAME (LAKERS)

53, K. Bryant vs. Houston, 12/15/06
53, K. Bryant vs. Houston, 3/30/07

LAST ROAD WIN

12/20/17 (122-116)

MOST POINTS SCORED

152 vs. San Diego, 10/27/68
142 @ Houston (20T), 12/31/18
137 vs. Houston, 12/26/71

HIGH INDIV. GAME (ROCKETS)

51, J. Harden @ Houston, 12/20/17



125 S. Pennsylvania Street, Indianapolis, IN 46204
phone: (317) 917-2500 / www.pacers.com

BASKETBALL DIRECTORY / GENERAL INFORMATION

Chairman, CEO and NBA Governor: Herbert Simon
President of Basketball Operations: Kevin Pritchard
President/Chief Operating Officer: Rick Fuson
General Manager: Chad Buchanan
Head Coach: Nate McMillan
Assistant Coaches: Bill Bayno, Dan Burke, Popeye Jones
Sr. Director, Medical Operations / Head Athletic Trainer: Josh Corbeil
Director of Media Relations: David Benner
Associate Director of Media Relations: Krissy Myers
Home Court: Bankers Life Fieldhouse (17,923) - opened in 1999
Colors: Blue, Gold
Radio: 1070 The Fan/93.5 FM - Mark Boyle, Bob Leonard
Television: FSN Indiana - Quinn Buckner, Chris Denari, Jeremiah Johnson



FRANCHISE TIMELINE

Indiana Pacers (founded 1976-77)

ALL-TIME WIN / LOSS

	Home	Away	Neutral	Overall
Lakers vs. Pacers	37-9	23-21	-	60-30

2018-19 RESULTS

11/29/18 vs. Indiana 99-86 (W)
2/5/19 @ Indiana 100-110 (L)

2019-20 MEETINGS

12/17/19 @ Indiana 4:00 pm
4/1/20 vs. Indiana 7:30 pm

LAKERS 2018-19 STATISTICS VS. INDIANA

	G	GS	MIN	FG	FGA	FG%	3FG	3FGA	3FG%	FT	FTA	FT%	OFF	DEF	TOT	AST	PF	DQ	STL	TO	BLK	PTS	AVG
James	2	2	68	22	39	.564	4	12	.333	8	13	.615	1	15	16	3	0	3	10	0	56	28.0	
Ingram	2	2	60	10	23	.435	0	2	.000	6	10	.600	0	7	7	4	2	0	1	2	3	26	13.0
Hart	1	0	25	6	7	.857	1	2	.500	0	1	.000	1	0	1	2	2	0	3	1	0	13	13.0
Kuzma	2	2	58	9	22	.409	1	9	.111	4	7	.571	0	10	10	2	5	0	0	2	0	23	11.5
McGee	2	1	37	10	14	.714	0	0	---	2	2	1.000	5	7	12	3	4	0	1	4	5	22	11.0
Zubac	1	1	19	4	5	.800	0	0	---	0	0	---	1	3	4	1	2	0	0	2	0	8	8.0
Caldwell-Pope	2	0	41	5	13	.385	3	10	.300	0	0	---	0	5	5	3	1	0	1	1	0	13	6.5
Stephenson	2	0	33	3	9	.333	0	2	.000	7	8	.875	0	2	2	2	2	0	2	2	0	13	6.5
Mykhailiuk	1	0	12	1	3	.333	0	1	.000	3	4	.750	0	2	2	1	0	0	0	0	1	5	5.0
Wagner	1	0	12	2	2	1.000	1	1	1.000	0	0	---	0	1	1	0	0	0	1	2	0	5	5.0
Rondo	1	1	28	1	3	.333	1	1	1.000	0	0	---	0	0	0	6	3	0	0	3	1	3	3.0
Beasley	2	0	21	3	12	.250	0	2	.000	0	0	---	1	6	7	4	5	0	1	3	0	6	3.0
Ball	1	1	34	1	6	.167	0	3	.000	0	0	---	4	4	8	4	4	0	0	4	2	2	2.0
Chandler	2	0	30	0	3	.000	0	0	---	3	4	.750	1	8	9	2	4	0	0	1	2	3	1.5

CURRENT STREAK

Lost 1

LAST HOME LOSS

11/29/15 (103-107)

MOST POINTS ALLOWED

136 @ Indiana, 2/5/19

CURRENT HOME STREAK

Won 3

LAST ROAD LOSS

2/5/19 (94-136)

FEWEST POINTS SCORED

72 @ Indiana, 2/2/04

CURRENT ROAD STREAK

Lost 6

LARGEST WINNING MARGIN

28 vs. Indiana, 11/12/78 (134-106)

FEWEST POINTS ALLOWED

76 vs. Indiana, 12/11/96

LAST HOME WIN

11/29/18 (104-96)

LARGEST LOSING MARGIN

42 @ Indiana, 2/5/19 (94-136)

HIGH INDIV. GAME (LAKERS)

45, K. Bryant vs. Indiana, 1/9/06

LAST ROAD WIN

3/15/13 (99-93)

MOST POINTS SCORED

139 vs. Indiana, 3/3/89

HIGH INDIV. GAME (PACERS)

39, P. George vs. Indiana, 11/29/15
39, R. Miller @ Indiana, 3/18/05



6951 S. Centinela Ave., Playa Vista, CA 90094
phone: (310) 862-6000 / www.clippers.com

BASKETBALL DIRECTORY / GENERAL INFORMATION

Owner: Steve Ballmer
President, Basketball Operations: Lawrence Frank
General Manager: Michael Winger
Head Coach: Glenn "Doc" Rivers
Assistant Coaches: Tyronn Lue, Rex Kalamian, Sam Cassell, Brenden O'Connor, Armond Hill, Casey Hill, John Welch, Jeremy Castleberry
Director of Medical Services & Head Athletic Trainer: Jasen Powell
Chief Communications Officer: Chris Wallace
Director of Basketball Communications: Dennis Rogers
Basketball Communications Manager: Curtis Jackson
Home Court: STAPLES Center (19,060) - opened in 1999
Colors: Red, Blue, Silver, Black
Radio: AM 570, LA Sports - Noah Eagle
Spanish Radio: ESPN Deportes (1330 AM): Armando Garcia
Television: Prime Ticket - Brian Sieman

FRANCHISE TIMELINE / LAKERS RECORD

Buffalo Braves	(founded 1970-71)	W/L: 22-10
San Diego Clippers	(founded 1978-79)	W/L: 24-10
Los Angeles Clippers	(founded 1984-85)	W/L: 102-52

ALL-TIME WIN / LOSS

	Home	Away	Neutral	Overall
All-Time Totals	81-28	67-44	-	148-72
Lakers vs. LA Clippers	55-21	47-31	-	102-52

2018-19 RESULTS

12/28/18 vs. LA Clippers	107-118	(L)
1/31/19 @ LA Clippers	123-120 (OT)	(W)
3/4/19 vs. LA Clippers	105-113	(L)
4/5/19 @ LA Clippers	122-117	(W)

2019-20 MEETINGS

10/22/19 @ LA Clippers	7:30 pm	(TNT)
12/25/19 vs. LA Clippers	5:00 pm	(ABC)
1/28/20 vs. LA Clippers	7:00 pm	(TNT)
3/8/20 @ LA Clippers	12:30 pm	(ABC)

LAKERS 2018-19 STATISTICS VS. LA CLIPPERS

	G	GS	MIN	FG	FGA	FG%	3FG	3FGA	3FG%	FT	FTA	FT%	OFF	DEF	TOT	AST	PF	DQ	STL	TO	BLK	PTS	AVG
James	2	2	83	18	40	.450	2	12	.167	13	19	.684	1	21	22	15	3	0	2	6	1	51	25.5
Ball	1	1	43	7	16	.438	3	8	.375	2	2	1.000	2	3	5	6	4	0	1	4	0	19	19.0
Ingram	2	2	77	12	24	.500	1	4	.250	11	17	.647	0	11	11	4	9	0	0	3	0	36	18.0
Rondo	3	3	111	22	48	.458	8	18	.444	1	3	.333	2	27	29	31	12	0	2	12	0	53	17.7
Kuzma	3	3	101	18	44	.409	3	15	.200	8	9	.889	2	13	15	8	9	0	3	10	0	47	15.7
Stephenson	2	0	47	9	18	.500	7	12	.583	3	3	1.000	2	3	5	3	7	0	1	5	0	28	14.0
Caldwell-Pope	4	1	97	17	45	.378	11	25	.440	6	6	1.000	1	13	14	6	3	0	2	2	1	51	12.8
McGee	3	2	56	15	25	.600	0	1	.000	6	9	.667	6	12	18	1	10	0	1	4	7	36	12.0
Williams	1	0	22	4	6	.667	0	1	.000	4	4	1.000	2	3	5	2	3	0	1	0	1	12	12.0
Caruso	3	1	45	10	19	.526	5	7	.714	7	7	1.000	2	8	10	6	4	0	2	3	1	32	10.7
Hart	3	1	86	12	25	.480	4	9	.444	3	3	1.000	0	13	13	5	3	0	3	2	1	31	10.3
Muscala	2	0	41	4	11	.364	2	5	.400	5	6	.833	1	6	7	1	6	0	0	1	3	15	7.5
Zubac	2	2	37	2	14	.143	0	0	---	10	11	.909	2	3	5	4	4	0	0	3	1	14	7.0
Bullock	1	1	36	3	10	.300	0	7	.000	1	1	1.000	0	5	5	1	2	0	0	1	1	7	7.0
Chandler	2	0	42	3	6	.500	0	0	---	4	10	.400	6	14	20	4	4	0	1	1	3	10	5.0
Jones	1	0	25	2	5	.400	0	0	---	1	2	.500	4	6	10	2	4	0	1	1	1	5	5.0
Beasley	1	0	6	1	2	.500	0	0	---	2	2	1.000	0	3	3	0	0	0	0	0	0	4	4.0
Wagner	2	1	16	0	5	.000	0	1	.000	5	5	1.000	2	0	2	0	2	0	1	1	0	5	2.5
Bonga	1	0	13	0	3	.000	0	1	.000	1	2	.500	1	1	2	2	2	0	1	0	1	1	1.0

CURRENT STREAK

Won 1

LAST ROAD LOSS

11/27/17 (115-120)

CURRENT HOME STREAK

Lost 5

LARGEST WINNING MARGIN

46 @ San Diego, 11/13/79 (137-91)
40 vs. LA Clippers, 1/15/10 (126-86)

CURRENT ROAD STREAK

Won 3

LARGEST LOSING MARGIN

48 vs. LA Clippers, 3/6/14 (94-142)

LAST HOME WIN

12/25/16 (111-102)

MOST POINTS SCORED

156 vs. San Diego, 3/23/79
137 vs. LA Clippers, 11/30/86

LAST ROAD WIN

4/5/19 (122-117)

MOST POINTS ALLOWED

142 vs. LA Clippers, 3/6/14
138 vs. San Diego, 11/27/81

LAST HOME LOSS

3/4/19 (105-113)

FEWEST POINTS SCORED

81 vs. LA Clippers, 4/6/16
81 @ LA Clippers, 4/5/16
81 @ LA Clippers, 2/25/95

FEWEST POINTS ALLOWED

68 vs. LA Clippers, 12/14/99

HIGH INDIV. GAME (LAKERS)

61, S. O'Neal @ LA Clippers, 3/6/00

HIGH INDIV. GAME (CLIPPERS)

47, B. McAdoo vs. Buffalo, 2/11/75
42, D. Wilkins @ LA Clippers, 4/16/94



191 Beale Street, Memphis, TN 38103
phone: (901) 205-1234 / www.grizzlies.com

BASKETBALL DIRECTORY / GENERAL INFORMATION

Controlling Owner: Robert J. Pera

Team President: Jason Wexler

Executive Vice President of Basketball Operations: Zachary Z. Kleiman

Head Coach: Taylor Jenkins

Assistant Coaches: Niele Ivey, Brad Jones, David McClure,

James "Scoonie" Penn, Vitaly Potapenko, Neven Spahija

Director of Sports Medicine: Eric Oetter

VP of Communications and Basketball Information Strategy:

Laura Ehret

Senior Director of Communications and Publications: Jason Wallace

Home Court: FedExForum (17,794) - opened in 2004

Colors: Beale Street Blue, Midnight Navy, Grizzlies Gold, Steel Gray

Radio: ESPN 92.9 FM / 680 AM - Eric Hasseltine, Hank McDowell,

Elliot Perry, Michael Wallace

Television: Fox Sports Southeast - Pete Pranic, Brevin Knight,

Rob Fischer, Chris Vernon



FRANCHISE TIMELINE / LAKERS RECORD

Vancouver Grizzlies	(founded 1995-96)	W/L: 22-1
Memphis Grizzlies	(founded 2001-02)	W/L: 32-33

ALL-TIME WIN / LOSS

	Home	Away	Neutral	Overall
All-Time Totals	30-14	24-20	-	54-34
Lakers vs. Memphis	18-14	14-19	-	32-33

2018-19 RESULTS

12/8/18	@ Memphis	111-88	(W)
12/23/18	vs. Memphis	99-107	(L)
2/25/19	@ Memphis	105-110	(L)

2019-20 MEETINGS

10/29/19	vs. Memphis	7:30 pm
11/23/19	@ Memphis	5:00 pm
2/21/20	vs. Memphis	7:30 pm
2/29/20	@ Memphis	5:00 pm

LAKERS 2018-19 STATISTICS VS. MEMPHIS

	G	GS	MIN	FG	FGA	FG%	3FG	3FGA	3FG%	FT	FTA	FT%	OFF	DEF	TOT	AST	PF	DQ	STL	TO	BLK	PTS	AVG
Ingram	2	2	76	20	33	.606	4	6	.667	8	12	.667	0	10	10	7	7	0	1	5	1	52	26.0
James	3	3	107	25	55	.455	2	12	.167	14	17	.824	5	29	34	27	5	0	6	14	1	66	22.0
Kuzma	3	3	106	20	39	.513	8	19	.421	5	10	.500	3	16	19	14	10	1	5	2	53	17.7	
Bullock	1	1	39	5	11	.455	4	9	.444	0	0	---	0	1	4	1	0	1	1	0	14	14.0	
Mykhailiuk	1	0		4	8	.500	3	6	.500	0	0	---	1	2	3	0	1	0	0	1	0	11	11.0
Zubac	2	1	36	8	12	.667	0	0	---	3	4	.750	1	5	6	1	3	0	0	1	5	19	9.5
Caldwell-Pope	3	0	58	11	17	.647	6	12	.500	0	0	---	2	3	5	3	8	0	4	3	2	28	9.3
Hart	3	1	68	8	19	.421	7	14	.500	4	4	1.000	4	4	8	5	7	0	3	0	3	27	9.0
McGee	2	2	40	7	18	.389	0	0	---	2	2	1.000	9	10	19	3	8	0	1	3	1	16	8.0
Ball	2	2	50	4	19	.211	0	12	.000	0	0	---	0	3	3	4	5	0	5	5	2	8	4.0
Stephenson	3	0	20	4	10	.400	1	2	.500	0	0	---	1	4	5	2	1	0	0	2	0	9	3.0
Muscala	1	0	11	1	4	.250	1	4	.250	0	0	---	0	1	1	0	0	0	0	0	2	3	3.0
Chandler	2	0	39	1	2	.500	0	0	---	2	2	1.000	5	13	18	3	4	0	1	2	0	4	2.0
Rondo	2	0	34	2	8	.250	0	0	---	0	0	---	1	6	7	4	3	0	1	6	0	4	2.0
Bonga	1	0	4	0	2	.000	0	1	.000	1	1	1.000	1	1	2	1	2	0	1	2	0	1	1.0
Wagner	2	0	8	0	4	.000	0	0	---	0	2	.000	2	1	3	1	1	0	0	1	0	0	0.0

CURRENT STREAK

Lost 2

CURRENT HOME STREAK

Lost 2

CURRENT ROAD STREAK

Lost 1

LAST HOME WIN

11/5/17 (107-102)

LAST ROAD WIN

12/8/18 (111-88)

LAST HOME LOSS

12/23/18 (99-107)

LAST ROAD LOSS

2/25/19 (105-110)

LARGEST WINNING MARGIN

39 vs. Memphis, 1/14/02 (120-81)

LARGEST LOSING MARGIN

23 @ Memphis, 11/10/04 (87-110)

MOST POINTS SCORED

124 vs. Memphis, 11/2/10

MOST POINTS ALLOWED

128 @ Memphis, 2/24/16

128 @ Memphis, 1/9/07

FEWEST POINTS SCORED

72 vs. Memphis, 12/20/04

FEWEST POINTS ALLOWED

75 vs. Memphis, 4/12/09

HIGH INDIV. GAME (LAKERS)

60, K. Bryant @ Memphis, 3/22/07

HIGH INDIV. GAME (GRIZZLIES)

35, P. Gasol @ Memphis, 3/22/07



601 Biscayne Boulevard, Miami, FL 33132
phone: (786) 777-HEAT / www.heat.com

BASKETBALL DIRECTORY / GENERAL INFORMATION

Managing General Partner: Micky Arison
Chief Executive Officer: Nick Arison
President: Pat Riley
Sr. Vice President, Basketball Ops/General Manager: Andy Elisburg
Head Coach: Erik Spoelstra
Assistant Coaches: Dan Craig, Malik Allen, Chris Quinn, Octavio de la Grana
Head Athletic Trainer: Jay Sabol
Media Relations: Tim Donovan, Rob Wilson, Michael Lissack, Nick Maiorana
Home Court: AmericanAirlines Arena (19,600) - opened in 2000
Colors: Red, Yellow, Black and White
Radio: 790 The Ticket (AM 790/104.3 FM) - Mike Inglis, Ruth Riley Hunter, Ron Rothstein
Spanish Radio: WAQI (710 AM) - José Pañeda, Joe Pujala
Television: Fox Sports Sun - Eric Reid, John Crotty, Jason Jackson

FRANCHISE TIMELINE

Miami Heat (founded 1988-89)

ALL-TIME WIN / LOSS

	Home	Away	Neutral	Overall
Lakers vs. Heat	22-9	13-18	-	35-27

2018-19 RESULTS

11/18/18 @ Miami 113-97 (W)
12/10/18 vs. Miami 108-105 (W)

2019-20 MEETINGS

11/8/19 vs. Miami 7:30 pm
12/13/19 @ Miami 5:00 pm (ESPN)

LAKERS 2018-19 STATISTICS VS. MIAMI

	G	GS	MIN	FG	FGA	FG%	3FG	3FGA	3FG%	FT	FTA	FT%	OFF	DEF	TOT	AST	PF	DQ	STL	TO	BLK	PTS	AVG
James	2	2	76	29	50	.580	10	15	.667	11	18	.611	1	16	17	15	3	0	3	4	1	79	39.5
Kuzma	2	2	61	21	34	.618	4	10	.400	2	2	1.000	1	7	8	2	2	0	1	4	0	48	24.0
Caldwell-Pope	2	0	52	8	22	.364	6	12	.500	8	8	1.000	3	3	6	3	2	0	2	1	1	30	15.0
Ingram	1	1	36	6	15	.400	0	1	.000	1	1	1.000	1	6	7	1	2	0	0	1	1	13	13.0
Hart	2	1	64	5	16	.313	3	9	.333	1	2	.500	4	7	11	1	5	0	0	2	2	14	7.0
Ball	2	2	59	5	17	.294	1	7	.143	1	2	.500	5	8	13	11	1	0	3	2	2	12	6.0
McGee	2	2	38	3	13	.231	0	0	---	4	6	.667	3	8	11	2	2	0	2	2	4	10	5.0
Chandler	2	0	48	3	6	.500	0	0	---	0	0	---	8	8	16	2	6	0	2	2	0	6	3.0
Stephenson	2	0	31	2	8	.250	0	3	.000	2	2	1.000	0	6	6	2	5	0	1	2	1	6	3.0
Mykhailiuk	2	0	15	1	4	.250	1	2	.500	0	0	---	0	1	1	1	1	0	2	1	0	3	1.5

CURRENT STREAK

Won 2

CURRENT HOME STREAK

Won 1

CURRENT ROAD STREAK

Won 2

LAST HOME WIN

12/10/18 (108-105)

LAST ROAD WIN

11/18/18 (113-97)

LAST HOME LOSS

3/16/18 (91-92)

LAST ROAD LOSS

12/22/16 (107-115)

LARGEST WINNING MARGIN

47 @ Miami, 11/23/88 (138-91)

LARGEST LOSING MARGIN

17 @ Miami, 11/25/97 (103-86)

17 @ Miami, 12/23/93 (109-92)

MOST POINTS SCORED

138 @ Miami, 11/23/88

MOST POINTS ALLOWED

118 vs. Miami (OT), 1/15/07

115 @ Miami, 12/22/16

FEWEST POINTS SCORED

75 vs. Miami, 1/13/15

FEWEST POINTS ALLOWED

75 @ Miami, 12/13/89

HIGH INDIV. GAME (LAKERS)

51, L. James @ Miami, 11/18/18

HIGH INDIV. GAME (HEAT)

40, D. Wade @ Miami, 12/25/06



1111 N. Vel R. Phillips Ave., Milwaukee, WI 53203
phone: (414) 227-0500 / www.bucks.com

BASKETBALL DIRECTORY / GENERAL INFORMATION

Owners: Marc Lasry, Wes Edens, Jamie Dinan, Mike Fascitelli
General Manager: Jon Horst
Head Coach: Mike Budenholzer
Assistant Coaches: Darvin Ham, Charles Lee, Ben Sullivan, Chad Forcier, Patrick St. Andrews, Josh Longstaff, Vin Baker
Director of Performance: Dr. Troy Flanagan
Head Athletic Trainer: Scott Faust
Chief Communications Officer: Barry Baum
Vice President of Communications: Dan Smyczek
Home Court: Fiserv Forum (17,341) - opened in 2018
Colors: Good Land Green, Cream City Cream, Great Lakes Blue, Bucks Black
Radio: 620 WTMJ/103.3 FM WTMJ - Ted Davis, Dennis Krause
Television: FOX Sports Wisconsin - Jim Paschke, Marques Johnson, Steve Novak, Zora Stephenson



FRANCHISE TIMELINE

Milwaukee Bucks (founded 1968-69)

ALL-TIME WIN / LOSS

	Home	Away	Neutral	Overall
Lakers vs. Bucks	51-16	28-39	2-0	81-55

2018-19 RESULTS

3/1/19 vs. Milwaukee 120-131 (L)
3/19/19 @ Milwaukee 101-115 (L)

2019-20 MEETINGS

12/19/19 @ Milwaukee 5:00 pm (TNT)
3/6/20 vs. Milwaukee 7:30 pm (ESPN)

LAKERS 2018-19 STATISTICS VS. MILWAUKEE

	G	GS	MIN	FG	FGA	FG%	3FG	3FGA	3FG%	FT	FTA	FT%	OFF	DEF	TOT	AST	PF	DQ	STL	TO	BLK	PTS	AVG
B. Ingram	1	1	39	13	21	.619	1	4	.250	4	5	.800	1	7	8	2	3	0	0	1	31	31.0	
James	1	1	39	10	19	.526	3	8	.375	8	10	.800	2	5	7	10	2	0	1	3	0	31	31.0
Caldwell-Pope	2	0	57	15	25	.600	9	17	.529	3	4	.750	0	6	6	3	6	0	3	2	1	42	21.0
Rondo	2	2	79	13	35	.371	5	17	.294	2	2	1.000	2	12	14	19	7	0	4	10	1	33	16.5
Kuzma	2	2	69	9	35	.257	3	14	.214	8	11	.727	2	9	11	6	4	0	1	4	0	29	14.5
Bullock	2	2	50	5	10	.500	4	6	.667	4	4	1.000	1	4	5	1	3	0	0	0	0	18	9.0
McGee	2	1	42	6	11	.545	0	0	---	0	0	---	4	9	13	0	5	0	0	0	3	12	6.0
Hart	2	0	32	4	6	.667	3	5	.600	0	0	---	0	5	5	3	4	0	1	2	1	11	5.5
Wagner	1	0	16	2	5	.400	0	3	.000	1	1	1.000	0	5	5	0	1	0	0	2	1	5	5.0
Caruso	1	0	22	0	6	.000	0	1	.000	4	4	1.000	3	1	4	2	1	0	2	2	0	4	4.0
Muscala	2	1	25	2	8	.250	1	7	.143	0	0	---	1	3	4	3	1	0	1	0	1	5	2.5
Williams	1	0	6	0	1	.000	0	1	.000	0	0	---	0	0	0	0	2	0	0	2	0	0	0.0
Bonga	1	0	1	0	0	---	0	0	---	0	0	---	0	0	0	0	0	0	0	0	0	0	0.0
A. Ingram	1	0	1	0	0	---	0	0	---	0	0	---	0	0	0	0	0	0	0	1	0	0	0.0

CURRENT STREAK

Lost 5

LAST HOME LOSS

3/1/19 (120-131)

MOST POINTS ALLOWED

131 vs. Milwaukee, 3/1/19

CURRENT HOME STREAK

Lost 3

LAST ROAD LOSS

3/19/19 (101-115)

FEWEST POINTS SCORED

79 vs. Milwaukee, 12/21/10
79 vs. Milwaukee, 12/31/13

CURRENT ROAD STREAK

Lost 2

LARGEST WINNING MARGIN

29 vs. Milwaukee, 11/15/83 (126-97)

FEWEST POINTS ALLOWED

77 vs. Milwaukee, 1/10/10

LAST HOME WIN

12/15/15 (113-95)

LARGEST LOSING MARGIN

34 @ Milwaukee, 2/11/71 (88-122)

HIGH INDIV. GAME (LAKERS)

44, J. West @ Milwaukee, 1/21/69

LAST ROAD WIN

2/10/17 (122-114)

MOST POINTS SCORED

137 @ Milwaukee, 11/14/78

HIGH INDIV. GAME (BUCKS)

50, K. Abdul-Jabbar vs. Milwaukee, 3/17/73



600 Hennepin Avenue, Suite 300, Minneapolis, MN 55403
phone: (612) 673-1600 / www.timberwolves.com

BASKETBALL DIRECTORY / GENERAL INFORMATION

Owner: Glen Taylor
CEO: Ethan Casson
President of Basketball Operations: Gersson Rosas
General Manager: Scott Layden
Head Coach: Ryan Saunders
Associate Head Coach: David Vanterpool
Assistant Coaches: Pablo Prigioni, Bryan Gates, Kevin Hanson, Kevin Burleson
VP of Player Health/Head Athletic Trainer: Gregg Farnam
Communications: Bri Bauer, Aaron Seehusen, Dan Bell, Aaron Freeman, Sara Perez, Corrie Hemry
Home Court: Target Center (18,978) - opened in 1990
Colors: Green, Blue, Silver
Radio: WCCO (AM 830) - Alan Horton
Television: Fox Sports North - Dave Benz, Jim Petersen

FRANCHISE TIMELINE

Minnesota Timberwolves (founded 1989-90)

2018-19 RESULTS

10/29/18 @ Minnesota 120-124 (L)
11/7/18 vs. Minnesota 114-110 (W)
1/6/19 @ Minnesota 86-108 (L)
1/24/19 vs. Minnesota 105-120 (L)

ALL-TIME WIN / LOSS

	Home	Away	Neutral	Overall
Lakers vs. TWolves	45-12	33-24	-	78-36

2019-20 MEETINGS

12/8/19 vs. Minnesota 6:30 pm
3/30/20 @ Minnesota 5:00 pm
4/12/20 vs. Minnesota 6:30 pm

LAKERS 2018-19 STATISTICS VS. MINNESOTA

	G	GS	MIN	FG	FGA	F6%	3FG	3FGA	3FG%	FT	FTA	FT%	OFF	DEF	TOT	AST	PF	DQ	STL	TO	BLK	PTS	AVG
James	2	2	75	21	44	.477	6	15	.400	5	7	.714	4	17	21	17	3	0	2	8	4	53	26.5
Ingram	4	4	121	30	62	.484	5	10	.500	12	17	.706	6	15	21	10	12	0	3	12	7	77	19.3
Kuzma	3	3	93	20	45	.444	6	18	.333	4	7	.571	3	9	12	8	4	0	1	3	0	50	16.7
McGee	4	3	94	19	28	.679	0	1	.000	3	5	.600	8	9	17	1	9	0	4	8	5	41	10.3
Hart	4	1	93	12	33	.364	9	21	.429	8	8	1.000	3	11	14	6	6	0	4	4	0	41	10.3
Rondo	3	1	96	13	27	.481	4	8	.500	0	0	---	4	14	18	31	6	0	1	9	2	30	10.0
Beasley	2	0	33	9	15	.600	1	4	.250	1	2	.500	0	6	6	2	6	0	1	6	1	20	10.0
Zubac	2	2	39	8	18	.444	0	0	---	3	4	.750	6	10	16	1	4	0	0	6	0	19	9.5
Stephenson	4	0	68	12	29	.414	3	9	.333	5	12	.417	2	12	14	8	7	0	4	6	0	32	8.0
Caldwell-Pope	4	1	69	11	20	.550	3	10	.300	2	2	1.000	0	4	4	4	7	0	2	3	0	27	6.8
Mykhailiuk	2	0	23	4	9	.444	2	6	.333	0	0	---	0	0	0	2	0	0	0	1	0	10	5.0
Chandler	2	0	45	3	8	.375	0	0	---	2	4	.500	9	9	18	1	4	0	0	1	0	8	4.0
Wagner	2	0	24	3	11	.273	1	6	.167	1	1	1.000	1	4	5	0	5	0	0	2	2	8	4.0
Ball	3	3	67	3	16	.188	0	9	.000	1	2	.500	1	11	12	11	5	0	3	5	0	7	2.3
Williams	1	0	14	1	3	.333	0	0	---	0	0	---	3	1	4	1	3	0	0	0	0	2	2.0
Bonga	1	0	5	0	1	.000	0	0	---	0	0	---	0	0	0	1	0	0	0	0	0	0	0.0

CURRENT STREAK

Lost 2

LAST HOME LOSS

1/24/19 (105-120)

MOST POINTS ALLOWED

143 @ Minnesota, 3/28/14

CURRENT HOME STREAK

Lost 1

LAST ROAD LOSS

1/6/19 (86-108)

FEWEST POINTS SCORED

74 @ Minnesota, 11/9/05

CURRENT ROAD STREAK

Lost 7

LARGEST WINNING MARGIN

33 vs. Minnesota, 2/9/00 (114-81)

FEWEST POINTS ALLOWED

73 vs. Minnesota, 3/26/04

LAST HOME WIN

11/7/18 (114-110)

LARGEST LOSING MARGIN

36 @ Minnesota, 3/28/14 (143-107)

HIGH INDIV. GAME (LAKERS)

50, K. Bryant vs. Minnesota, 3/18/07
50, C. Ceballos vs. Minnesota, 12/20/94

LAST ROAD WIN

3/25/15 (101-99, OT)

MOST POINTS SCORED

132 @ Minnesota, 1/30/09

HIGH INDIV. GAME (WOLVES)

47, A. Wiggins @ Minnesota, 11/13/16



5800 Airline Drive, Metairie, LA 70003
phone: (504) 593-4700 / www.pelicans.com

BASKETBALL DIRECTORY / GENERAL INFORMATION

Owner: Gayle Benson
President: Dennis Lauscha
Executive VP of Basketball Operations: David Griffin
General Manager: Trajan Langdon
Head Coach: Alvin Gentry
Associate Head Coaches: Chris Finch, Jeff Bzdelik
Assistant Coaches: Fred Vinson, Jamelle McMillan, Joe Boylan, Michael Ruffin
Head Athletic Trainer: Toim Maystadt
Senior VP of Communications / Broadcasting: Greg Bensel
Director of Basketball Communications: Matt Ryan
Basketball Communications Manager: Will McClaran
Home Court: Smoothie King Center (16,867) - opened in 1999
Colors: Blue, Gold, Red
Radio: ESPN New Orleans (100.3 FM) - Todd Graffagnini, John DeShazier, Daniel Sallerson, Caroline Gonzalez
Television: Fox Sports New Orleans - Joel Meyers, Antonio Daniels, Jen Hale

**FRANCHISE TIMELINE**

New Orleans Hornets	(founded 2002-03)	W/L: 27-9
NO/Oklahoma City	(2005-07)	
New Orleans Pelicans	(founded 2013-14)	W/L: 8-13

2018-19 RESULTS

12/21/18	vs. New Orleans	112-104 (W)
2/23/19	@ New Orleans	115-128 (L)
2/27/19	vs. New Orleans	125-119 (W)
3/31/19	@ New Orleans	130-102 (W)

ALL-TIME WIN / LOSS

	Home 19-9	Away 16-13	Neutral -	Overall 35-22
All-Time Totals				

2019-20 MEETINGS

11/27/19	@ New Orleans	6:30 pm (ESPN)
1/3/20	vs. New Orleans	7:30 pm (ESPN)
2/25/20	vs. New Orleans	7:00 pm (TNT)
3/1/20	@ New Orleans	5:00 pm (ESPN)

LAKERS 2018-19 STATISTICS VS. NEW ORLEANS

	G	GS	MIN	FG	FGA	FG%	3FG	3FGA	3FG%	FT	FTA	FT%	OFF	DEF	TOT	AST	PF	DQ	STL	TO	BLK	PTS	AVG
James	3	3	115	32	61	.525	7	19	.368	11	23	.478	3	22	25	36	5	0	8	8	2	82	27.3
Ingram	3	3	98	24	46	.522	3	7	.429	19	27	.704	4	14	18	9	11	0	1	7	1	70	23.3
Kuzma	3	3	103	24	44	.545	4	16	.250	9	13	.692	3	13	16	10	7	0	1	2	1	61	20.3
Zubac	1	1	32	8	10	.800	0	0	---	0	0	---	2	9	11	0	5	0	2	1	2	16	16.0
McGee	3	2	60	18	24	.750	0	0	---	7	9	.778	8	14	22	3	9	0	1	6	3	43	14.3
Buttrock	3	2	89	13	26	.500	8	14	.571	7	9	.778	0	10	10	5	6	0	3	2	2	41	13.7
Rondo	4	0	119	20	44	.455	6	18	.333	4	5	.800	1	18	19	41	4	0	7	10	0	50	12.5
Ball	1	1	26	5	10	.500	2	6	.333	0	0	---	1	4	5	2	2	0	0	2	0	12	12.0
Caruso	2	0	30	7	11	.636	4	4	1.000	5	6	.833	2	1	3	6	3	0	4	2	0	23	11.5
Caldwell-Pope	4	1	67	13	29	.448	1	9	.111	6	6	1.000	0	3	3	2	6	0	2	4	0	33	8.3
Wagner	2	1	37	4	12	.333	1	7	.143	2	2	1.000	1	8	9	2	5	0	1	4	2	11	5.5
Muscala	2	0	24	4	11	.364	2	8	.250	0	0	---	0	3	3	3	1	0	2	1	4	10	5.0
Stephenson	3	1	47	5	18	.278	1	6	.167	2	2	1.000	1	10	11	6	6	0	2	1	1	13	4.3
Hart	3	0	59	3	10	.300	2	7	.286	0	0	---	1	7	8	1	5	0	1	2	0	8	2.7
Williams	1	0	15	1	2	.500	0	0	---	0	0	---	1	1	2	0	3	0	0	0	0	2	2.0
Bonga	1	0	11	1	6	.167	0	2	.000	0	0	---	1	2	3	1	1	0	2	0	0	2	2.0
Jones	1	0	5	1	2	.500	0	1	.000	0	0	---	1	0	1	0	0	0	1	0	0	2	2.0
Chandler	3	0	22	1	2	.500	0	0	---	1	2	.500	1	2	3	1	1	0	2	1	2	3	1.0

CURRENT STREAK

Won 2

LAST HOME LOSS

10/22/17 (112-119)

MOST POINTS ALLOWED

132 vs. New Orleans, 3/4/14

CURRENT HOME STREAK

Won 2

LAST ROAD LOSS

2/23/19 (115-128)

FEWEST POINTS SCORED

80 @ New Orleans, 1/21/15

CURRENT ROAD STREAK

Won 1

LARGEST WINNING MARGIN

29 @ New Orleans, 1/9/08 (109-80)

FEWEST POINTS ALLOWED

76 vs. New Orleans, 11/28/04

LAST HOME WIN

2/27/19 (125-119)

LARGEST LOSING MARGIN

22 @ New Orleans, 2/14/18 (117-139)

HIGH INDIV. GAME (LAKERS)

50, K. Bryant @ New Orleans, 3/23/07

LAST ROAD WIN

3/31/19 (130-102)

MOST POINTS SCORED

130 vs. New Orleans, 3/31/19

HIGH INDIV. GAME (PELICANS)

42, A. Davis @ New Orleans, 2/14/18



Two Pennsylvania Plaza, New York, NY 10121
phone: (212) 465-6471 / www.nyknicks.com

BASKETBALL DIRECTORY / GENERAL INFORMATION

Executive Chairman: James L. Dolan
President: Steve Mills
General Manager: Scott Perry
Head Coach: David Fizdale
Assistant Coaches: Keith Smart, Jud Buechler, Pat Sullivan, Royal Ivey, Mike Miller, Kaleb Canales
Head Athletic Trainer: Roger Hinds
Sr. Director, Media Relations: Gregg Schwartz
Home Court: Madison Square Garden (19,812) - opened in 1968
Colors: Orange, Blue and White
Radio: ESPN Radio (98.7 FM) - Mike Crispino, Brendan Brown
Television: MSG Network - Mike Breen, Walt Frazier

FRANCHISE TIMELINE

New York Knicks (founded 1946-47)

ALL-TIME WIN / LOSS

	Home	Away	Neutral	Overall
Minneapolis Era	24-12	10-26	12-7	46-45
Los Angeles Era	63-30	51-45	7-2	121-77
All-Time Totals	87-42	61-71	19-9	167-122

2018-19 MEETINGS

1/4/19	vs. New York	112-119 (L)
3/17/19	@ New York	123-124 (L)

2019-20 MEETINGS

1/7/20	vs. New York	7:30 pm
1/22/20	@ New York	4:30 pm

LAKERS 2018-19 STATISTICS VS. NEW YORK

	G	GS	MIN	FG	FGA	FG%	3FG	3FGA	3FG%	FT	FTA	FT%	OFF	DEF	TOT	AST	PF	DQ	STL	TO	BLK	PTS	AVG
James	1	1	35	11	26	.423	0	6	.000	11	13	.846	2	4	6	8	2	0	0	2	1	33	33.0
Ingram	1	1	37	8	21	.381	0	2	.000	5	5	1.000	0	9	9	3	3	0	1	5	0	21	21.0
Kuzma	1	1	33	8	14	.571	0	2	.000	2	2	1.000	0	0	0	8	3	0	1	3	0	18	18.0
Ball	1	1	34	6	13	.462	5	7	.714	0	2	.000	2	4	6	2	4	0	2	6	1	17	17.0
Caldwell-Pope	2	1	64	10	27	.370	6	19	.316	4	4	1.000	2	8	10	3	5	0	0	0	0	30	15.0
McGee	2	2	44	15	24	.625	0	0	---	0	1	.000	8	8	16	1	6	0	3	3	2	30	15.0
Butlock	1	1	21	6	10	.600	2	5	.400	0	0	---	0	0	0	0	2	0	0	0	0	14	14.0
Caruso	1	0	28	3	6	.500	1	1	1.000	5	6	.833	2	1	3	2	3	0	5	0	3	12	12.0
Williams	1	0	25	5	7	.714	0	0	---	2	3	.667	5	2	7	1	5	0	0	2	0	12	12.0
Zubac	1	0	12	4	6	.667	0	0	---	2	2	1.000	2	4	6	2	1	0	0	1	1	10	10.0
Stephenson	1	0	29	4	9	.444	0	3	.000	0	1	.000	0	4	4	4	7	5	0	0	2	2	8.0
Beasley	1	0	12	2	3	.667	0	0	---	2	4	.500	0	4	4	1	1	0	0	0	0	6	6.0
Wagner	1	0	4	2	4	.500	1	2	.500	1	2	.500	0	0	0	0	1	0	0	0	0	6	6.0
Hart	2	1	52	3	16	.188	1	12	.083	1	1	1.000	1	9	10	6	5	0	2	0	2	8	4.0
Chandler	1	0	12	1	1	1.000	0	0	---	2	2	1.000	2	2	4	0	1	0	0	0	0	4	4.0
Rondo	1	1	28	1	4	.250	1	1	1.000	0	0	---	1	4	5	5	1	0	1	1	0	3	3.0
Mykhailiuk	1	0	11	1	4	.250	1	4	.250	0	0	---	0	0	0	0	0	0	1	1	0	3	3.0

CURRENT STREAK

Lost 2

LAST HOME LOSS

1/4/19 (112-119)

MOST POINTS ALLOWED

142 @ New York, 12/31/57
140 @ New York, 2/12/66

CURRENT HOME STREAK

Lost 1

LAST ROAD LOSS

3/17/19 (123-124)

FEWEST POINTS SCORED*

78 vs. New York, 4/1/01
78 vs. New York, 12/7/93

CURRENT ROAD STREAK

Lost 2

LARGEST WINNING MARGIN

37 vs. New York, 3/1/61 (144-107)

FEWEST POINTS ALLOWED*

68 vs. New York, 2/26/92

LAST HOME WIN

1/21/18 (127-107)

LARGEST LOSING MARGIN

33 @ New York, 3/16/71 (82-115)

HIGH INDIV. GAME (LAKERS)

71, E. Baylor @ New York, 11/15/60

LAST ROAD WIN

2/6/17 (121-107)

MOST POINTS SCORED

152 vs. New York, 1/15/66

HIGH INDIV. GAME (KNICKS)

53, A. Houston vs. New York, 2/16/03
53, W. Reed vs. New York, 11/1/67



208 Thunder Dr., Oklahoma City, OK 73102
phone: (405) 208-4800 / www.okcthunder.com

BASKETBALL DIRECTORY / GENERAL INFORMATION

Chairman: Clay Bennett
Executive Vice President / General Manager: Sam Presti
Vice President of Basketball Operations: Troy Weaver
Head Coach: Billy Donovan
Assistant Coaches: Maurice Cheeks, Vin Bhavnani,
VP, Basketball Communications & Engagement: Matt Tumbleson
Senior Basketball Communications Lead: John Read
Home Court: Chesapeake Energy Arena (18,203) - opened in 2002
Colors: Thunder Blue, Thunder Navy, Thunder Sunset, Thunder Yellow
Radio: WWLS (98.1 FM / 640 AM) - Matt Pinto
Spanish Radio: WKY (930 AM) - Eleno Ornelas
Television: Fox Sports Oklahoma - Michael Cage, Chris Fisher, Nick "Sparky" Gallo



FRANCHISE TIMELINE

Seattle Sonics (founded 1967-68) W/L: 128-83
Oklahoma City (founded 2008-09) W/L: 15-23

ALL-TIME WIN / LOSS

	Home	Away	Neutral	Overall
All-Time Totals	88-38	55-68	-	143-106
Lakers vs. Oklahoma City	9-10	6-13	-	15-23

2018-19 RESULTS

1/2/19 vs. Oklahoma City 100-107 (L)
1/17/19 @ Oklahoma City 138-128 (OT) (W)
4/2/19 @ Oklahoma City 103-119 (L)

2019-20 MEETINGS

11/19/19 vs. Oklahoma City 7:30 pm
11/22/19 @ Oklahoma City 5:00 pm
1/11/20 @ Oklahoma City 5:00 pm
4/5/20 vs. Oklahoma City 6:30 pm

LAKERS 2018-19 STATISTICS VS. OKLAHOMA CITY

	G	GS	MIN	FG	FGA	FG%	3FG	3FGA	3FG%	FT	FTA	FT%	OFF	DEF	TOT	AST	PF	DQ	STL	TO	BLK	PTS	AVG
Caldwell-Pope	3	2	97	20	37	.541	13	25	.520	8	10	.800	1	9	10	7	5	0	5	6	0	61	20.3
Kuzma	2	2	52	12	24	.500	7	15	.500	5	5	1.000	1	8	9	5	6	0	6	7	0	36	18.0
Zubac	2	0	39	16	18	.889	0	0	---	2	3	.667	7	7	14	2	5	0	0	5	1	34	17.0
Caruso	1	0	29	5	9	.556	1	1	1.000	4	6	.667	0	2	2	7	2	0	2	5	0	15	15.0
Bullock	1	0	30	5	10	.500	3	7	.429	0	0	---	0	3	3	0	1	0	1	1	0	13	13.0
Ingram	2	2	78	9	30	.300	0	4	.000	7	8	.875	2	14	16	16	4	0	0	8	2	25	12.5
Hart	2	1	71	8	22	.364	3	12	.250	6	9	.667	2	23	25	7	7	0	4	2	2	25	12.5
Ball	2	2	68	8	21	.381	4	11	.364	1	5	.200	1	9	10	17	9	0	2	6	2	21	10.5
Muscala	1	0	19	3	7	.429	2	6	.333	2	2	1.000	0	3	3	1	2	0	0	0	0	10	10.0
McGee	3	2	54	14	28	.500	0	1	.000	1	4	.250	6	12	18	2	8	0	1	6	5	29	9.7
Wagner	2	1	34	5	12	.417	3	5	.600	2	2	1.000	0	6	6	1	6	0	1	2	2	15	7.5
Rondo	1	1	36	3	11	.273	0	4	.000	1	1	1.000	1	9	10	9	2	0	1	4	1	7	7.0
Chandler	2	1	33	5	8	.625	0	0	---	3	4	.750	3	7	10	1	3	0	0	1	1	13	6.5
Mykhailiuk	2	0	26	4	10	.400	2	6	.333	2	3	.667	1	4	5	1	3	0	0	1	0	12	6.0
Williams	1	0	8	3	4	.750	0	0	---	0	0	---	1	1	2	0	1	0	0	0	0	6	6.0
Beasley	1	0	9	2	6	.333	0	1	.000	1	1	1.000	0	2	2	2	1	0	1	2	0	5	5.0
Stephenson	3	1	59	5	13	.385	4	8	.500	0	0	---	0	11	11	9	10	0	2	5	0	14	4.7
Jones	1	0	1	0	1	.000	0	1	.000	0	0	---	0	0	0	0	0	0	0	0	0	0	0.0
Bonga	1	0	1	0	1	.000	0	0	---	0	0	---	0	0	0	0	0	0	0	0	0	0	0.0

CURRENT STREAK

Lost 1

LAST ROAD LOSS

4/2/19 (103-119)

FEWEST POINTS SCORED

75 @ Oklahoma City, 3/26/10
79 vs. Seattle, 12/23/92

CURRENT HOME STREAK

Lost 1

LARGEST WINNING MARGIN

38 vs. Seattle, 2/2/68 (151-113)
25 vs. Oklahoma City, 2/8/18 (106-81)

FEWEST POINTS ALLOWED

71 vs. Seattle, 3/19/96
85 vs. Oklahoma City, 11/22/09

CURRENT ROAD STREAK

Lost 1

LARGEST LOSING MARGIN

40 @ Oklahoma City, 12/19/15 (78-118)

LAST HOME WIN

2/8/18 (106-81)

MOST POINTS SCORED

154 vs. Seattle, 1/21/68
114 vs. Oklahoma City, 3/9/14

HIGH INDIV. GAME (LAKERS)

50, K. Bryant vs. Seattle, 4/15/07
44, L. Williams vs. Oklahoma City, 1/8/16

LAST ROAD WIN

1/17/19 (138-128, OT)

HIGH INDIV. GAME (THUNDER)

47, B. Rule @ Seattle, 11/21/67
43, K. Durant vs. Oklahoma City, 2/13/14

LAST HOME LOSS

1/2/19 (100-107)

MOST POINTS ALLOWED

137 @ Seattle, 11/21/67
133 vs. Oklahoma City, 1/3/18



8701 Maitland Summit Boulevard, Orlando, FL 32810
phone: (407) 916-2400 / fax: (407) 916-2830 / www.orlandomagic.com

BASKETBALL DIRECTORY / GENERAL INFORMATION

Chairman/Governor: Dan DeVos
Chief Executive Officer: Alex Martins
President of Basketball Operations: Jeff Weltman
General Manager: John Hammond
Head Coach: Steve Clifford
Assistant Coaches: Mike Batiste, Tyrone Corbin, Pat Delaney, Steve Hetzel, Bruce Kreutzer
Head Athletic Trainer: Ernest Eugene
Chief Communications Officer: Joel Glass
Sr. Director of Communications: George Galante
Director of Public Relations: Trish Wingerson
Home Court: Amway Center (18,846) - opened in 2010
Colors: Blue, Silver, Black
Radio: FM 96.9 The Game - Dennis Neumann, Richie Adubato
Spanish Radio: Salsa 98.1 FM (WNUE-FM) - Joey Colon
Television: Fox Sports Florida - David Steele, Jeff Turner, Dante Marchitelli

FRANCHISE TIMELINE

Orlando Magic (founded 1989-90)

ALL-TIME WIN / LOSS

	Home	Away	Neutral	Overall
Lakers vs. Magic	23-6	15-16	-	38-22

2018-19 RESULTS

11/17/18 @ Orlando 117-130 (L)
11/25/18 vs.Orlando 104-108 (L)

2019-20 MEETINGS

12/11/19 @ Orlando 4:00 pm
1/15/20 vs.Orlando 7:30 pm

LAKERS 2018-19 STATISTICS VS. ORLANDO

	G	GS	MIN	FG	FGA	FG%	3FG	3FGA	3FG%	FT	FTA	FT%	OFF	DEF	TOT	AST	PF	DQ	STL	TO	BLK	PTS	AVG
James	2	2	66	16	33	.485	5	13	.385	9	15	.600	0	8	8	14	4	0	0	9	2	46	23.0
Ingram	2	2	65	14	27	.519	0	4	.000	6	9	.667	1	11	12	8	5	0	2	5	0	34	17.0
Stephenson	2	0	36	10	17	.588	5	9	.556	7	8	.875	2	7	9	5	1	0	2	2	0	32	16.0
Kuzma	2	2	62	10	25	.400	3	8	.375	6	9	.667	1	9	10	5	3	0	1	6	2	29	14.5
McGee	2	2	40	10	16	.625	0	1	.000	3	4	.750	4	7	11	0	4	0	0	2	7	23	11.5
Caldwell-Pope	2	0	56	4	16	.250	1	7	.143	6	6	1.000	4	2	6	1	5	0	5	1	1	15	7.5
Beasley	1	0	9	3	6	.500	0	1	.000	1	1	1.000	1	0	1	0	4	0	1	0	0	7	7.0
Hart	2	0	35	5	7	.714	3	4	.750	0	0	---	0	5	5	3	3	0	0	0	2	13	6.5
Ball	2	2	57	4	14	.286	1	5	.200	0	0	---	0	15	15	6	5	0	2	4	2	9	4.5
Mykhailiuk	2	0	19	2	5	.400	2	3	.667	3	4	.750	0	0	0	1	1	0	1	0	0	9	4.5
Chandler	2	0	32	2	2	1.000	0	0	---	0	0	---	0	6	6	1	2	0	0	3	0	4	2.0
Wagner	1	0	2	0	1	.000	0	1	.000	0	0	---	0	0	0	0	0	0	0	0	0	0	0.0

CURRENT STREAK

Lost 2

LAST HOME LOSS

11/25/18 (104-108)

MOST POINTS ALLOWED

130 @ Orlando, 11/17/18

CURRENT HOME STREAK

Lost 1

LAST ROAD LOSS

11/17/18 (117-130)

FEWEST POINTS SCORED

75 @ Orlando, 2/13/11

CURRENT ROAD STREAK

Lost 6

LARGEST WINNING MARGIN

26 vs. Orlando, 11/24/90 (115-89)

FEWEST POINTS ALLOWED

81 vs. Orlando, 12/6/96

LAST HOME WIN

3/7/18 (108-107)

LARGEST LOSING MARGIN

26 @ Orlando, 3/23/97 (84-110)

HIGH INDIV. GAME (LAKERS)

41, K. Bryant @ Orlando, 12/20/08
41, K. Bryant @ Orlando, 11/12/04

LAST ROAD WIN

3/12/13 (106-97)

MOST POINTS SCORED

121 vs. Orlando, 1/10/90

HIGH INDIV. GAME (MAGIC)

46, S. O'Neal @ Orlando, 3/8/95



3 Banner Way, Camden, NJ 08103
phone: (215) 339-7600 / www.sixers.com

BASKETBALL DIRECTORY / GENERAL INFORMATION

Managing Partners: Josh Harris, David Blitzer
Chief Executive Officer: Scott O'Neil
General Manager: Elton Brand
Head Coach: Brett Brown
Assistant Coaches: Joseph Blair, John Bryant, Ime Udoka, Kevin Young
Head Athletic Trainer: Kevin Johnson
Public Relations: Dave Sholler, Lara Toscani Weems, Patrick Rees, Rob King, Zack Neiner
Home Court: Wells Fargo Center (20,155) - opened in 1996
Colors: Red, White, Blue
Radio: The Fanatic (97.5 FM) - Tom McGinnis
Television: NBC Sports Philadelphia - Marc Zumoff, Alaa Abdelnaby, Serena Winters



FRANCHISE TIMELINE / LAKERS RECORD

Syracuse Nationals (founded 1949-50) W/L: 51-57
Philadelphia 76ers (founded 1963-64) W/L: 94-79

ALL-TIME WIN / LOSS

	Home	Away	Neutral	Overall
Minneapolis Era	16-13	9-28	10-6	35-47
Los Angeles Era	64-29	37-50	9-10	110-89
All-Time Totals	80-42	46-78	19-16	145-136
Lakers vs. Philadelphia	55-29	35-46	4-4	94-79

2018-19 RESULTS

1/29/19 vs. Philadelphia 105-121 (L)
2/10/19 @ Philadelphia 120-143 (W)

2019-20 MEETINGS

1/25/20 @ Philadelphia 5:30 pm (ABC)
3/3/20 vs. Philadelphia 7:00 pm (TNT)

LAKERS 2018-19 STATISTICS VS. PHILADELPHIA

	G	GS	MIN	FG	FGA	FG%	3FG	3FGA	3FG%	FT	FTA	FT%	OFF	DEF	TOT	AST	PF	DQ	STL	TO	BLK	PTS	AVG
Kuzma	1	1	32	14	21	.667	5	8	.625	6	7	.857	1	2	3	1	1	0	0	1	0	39	39.0
Ingram	2	2	73	22	31	.710	0	0	---	11	12	.917	2	7	9	4	0	0	6	0	55	27.5	
McGee	2	1	53	17	27	.630	0	0	---	4	6	.667	10	17	27	2	8	0	2	3	3	38	19.0
James	1	1	33	8	16	.500	2	6	.333	0	0	---	0	10	10	9	3	0	0	4	0	18	18.0
Caldwell-Pope	2	1	53	8	15	.533	2	7	.286	0	0	---	0	5	5	3	2	0	2	1	1	18	9.0
Hart	1	0	35	4	10	.400	1	5	.200	0	2	.000	2	3	5	1	4	0	0	2	2	9	9.0
Muscala	1	0	13	3	7	.429	2	5	.400	0	0	---	0	1	1	2	1	0	0	0	8	8.0	
Mykhailiuk	1	0	28	3	12	.250	1	7	.143	0	0	---	1	4	5	2	2	0	2	1	0	7	7.0
Zubac	1	1	17	2	5	.400	0	0	---	3	4	.750	2	0	2	3	3	0	0	2	0	7	7.0
Stephenson	2	0	28	4	16	.250	2	8	.250	2	2	1.000	2	3	5	2	3	0	1	7	0	12	6.0
Beasley	1	1	10	2	6	.333	0	0	---	0	0	---	2	3	5	0	1	0	1	1	0	4	4.0
Rondo	2	1	52	2	11	.182	1	1	1.000	0	0	---	0	10	10	18	4	0	1	7	0	5	2.5
Bullock	1	1	31	1	5	.200	0	2	.000	0	0	---	0	1	1	3	1	0	1	0	2	2	2.0
Wagner	2	0	5	1	2	.500	1	1	1.000	0	0	---	0	0	0	2	0	0	0	1	0	3	1.5
Chandler	2	0	17	0	0	---	0	0	---	0	2	.000	1	3	4	0	4	0	0	1	0	0	0.0
Caruso	1	0	1	0	1	.000	0	0	---	0	0	---	0	0	0	0	0	0	0	0	0	0	0.0

CURRENT STREAK

Lost 2

LAST HOME LOSS

1/29/19 (105-121)

MOST POINTS ALLOWED

158 @ Philadelphia, 3/18/68

CURRENT HOME STREAK

Lost 3

LAST ROAD LOSS

2/10/19 (120-143)

FEWEST POINTS SCORED*

73 @ Philadelphia, 2/5/04

CURRENT ROAD STREAK

Lost 1

LARGEST WINNING MARGIN

40 @ Philadelphia, 11/10/71 (143-103)
40 vs. Philadelphia, 11/19/72 (135-95)

FEWEST POINTS ALLOWED*

78 vs. Syracuse, 11/22/56
81 @ Philadelphia, 12/17/10

LAST HOME WIN

1/1/16 (93-84)

LARGEST LOSING MARGIN

31 @ Syracuse, 11/4/51 (67-98)
30 @ Philadelphia, 3/18/68 (128-158)

HIGH INDIV. GAME (LAKERS)

56, E. Baylor vs. Syracuse, 1/24/61
49, J. West vs. Philadelphia, 2/17/68

LAST ROAD WIN

12/7/17 (107-104)

MOST POINTS SCORED

154 vs. Philadelphia, 12/19/71

HIGH INDIV. GAME (76ERS)

65, W. Chamberlain @ Philadelphia, 2/7/66



201 East Jefferson Street, Phoenix, AZ 85004
phone: (602) 379-7900 / fax: (602) 379-7908 / www.suns.com

BASKETBALL DIRECTORY / GENERAL INFORMATION

Managing Partner: Robert Sarver
President: Jason Rowley
General Manager: James Jones
Head Coach: Monty Williams
Assistant Coaches: Willie Green, Darko Rajakovic, Mark Bryant, Randy Ayers, Larry Greer, Steve Blake
Head Athletic Trainer: David Crewe
Vice President, Basketball Communications: Julie Fie
Senior Manager, Basketball Communications: Cole Mickelson
Manager, Basketball Communications: DC Headley
Home Court: Talking Stick Resort Arena (18,055) - opened in 1992
Colors: Purple, Orange, Black, Gray, Yellow
Radio: Arizona Sports 98.7 FM - Al McCoy, Tim Kempton, Jon Bloom
Spanish Radio: KSUN 1400 AM - Arturo Ochoa, Jorge Moreno
Television: Fox Sports Arizona - Kevin Ray, Eddie Johnson, Ann Meyers Drysdale, Lindsey Smith

FRANCHISE TIMELINE

Phoenix Suns (founded 1968-69)

2018-19 RESULTS

10/24/18 @ Phoenix 131-113 (W)
12/2/18 vs. Phoenix 120-96 (W)
1/27/19 vs. Phoenix 116-102 (W)
3/2/19 @ Phoenix 109-118 (L)

ALL-TIME WIN / LOSS

	Home	Away	Neutral	Overall
Lakers vs. Suns	93-32	49-75	-	142-107

2019-20 MEETINGS

11/12/19 @ Phoenix 6:00 pm
1/1/20 vs. Phoenix 7:30 pm
2/10/20 vs. Phoenix 7:30 pm
4/15/20 @ Phoenix 7:00 pm

LAKERS 2018-19 STATISTICS VS. PHOENIX

	G	GS	MIN	FG	FGA	FG%	3FG	3FGA	3FG%	FT	FTA	FT%	OFF	DEF	TOT	AST	PF	DQ	STL	TO	BLK	PTS	AVG
James	3	3	100	26	54	.481	6	19	.316	10	15	.667	0	22	22	34	3	0	3	8	1	68	22.7
Ingram	3	3	99	24	40	.600	4	4	1.000	10	17	.588	3	10	13	7	12	1	2	7	2	62	20.7
Kuzma	3	3	93	19	38	.500	3	11	.273	12	14	.857	7	11	18	7	5	0	1	2	3	53	17.7
McGee	4	2	83	27	37	.730	1	2	.500	5	11	.455	9	15	24	2	10	0	2	3	6	60	15.0
Stephenson	3	0	57	17	25	.680	4	8	.500	2	2	1.000	3	12	15	16	4	0	4	5	0	40	13.3
Caldwell-Pope	4	1	106	19	40	.475	6	19	.316	4	4	1.000	3	8	11	2	7	0	3	4	0	48	12.0
Beasley	2	1	39	10	21	.476	1	1	1.000	1	1	1.000	3	5	8	7	5	0	1	3	3	22	11.0
Ball	2	2	59	8	19	.421	1	5	.200	2	3	.667	1	10	11	10	4	0	6	5	0	19	9.5
Hart	4	1	87	12	23	.522	8	13	.500	2	3	.667	2	4	6	6	12	0	4	2	3	34	8.5
Zubac	3	1	41	9	17	.529	0	0	---	6	7	.857	6	13	19	1	6	1	0	2	4	24	8.0
Williams	1	0	20	3	4	.750	0	0	---	1	2	.500	3	2	5	1	5	0	0	0	0	7	7.0
Rondo	2	2	68	5	19	.263	0	4	.000	2	2	1.000	2	6	8	15	3	0	3	5	0	12	6.0
Bullock	1	1	19	2	7	.286	1	3	.333	0	0	---	0	2	2	2	2	0	0	1	0	5	5.0
Wagner	3	0	13	4	9	.444	3	4	.750	2	2	1.000	1	3	4	1	4	0	1	3	0	13	4.3
Muscala	1	0	7	1	2	.500	0	1	.000	0	0	---	0	1	1	0	2	0	0	0	0	2	2.0
Chandler	2	0	23	1	3	.333	0	0	---	1	2	.500	3	9	12	0	4	0	0	1	0	3	1.5
Mykhailiuk	3	0	45	1	12	.083	1	6	.167	1	2	.500	0	1	1	4	0	0	3	3	0	4	1.3
Caruso	1	0	1	0	0	---	0	0	---	0	0	---	0	0	0	0	0	0	0	0	0	0	0.0

CURRENT STREAK

Lost 1

LAST HOME LOSS

11/17/17 (113-122)

MOST POINTS ALLOWED

138 @ Phoenix, 1/19/84

CURRENT HOME STREAK

Won 3

LAST ROAD LOSS

3/2/19 (109-118)

FEWEST POINTS SCORED

76 @ Phoenix, 3/18/13

CURRENT ROAD STREAK

Lost 1

LARGEST WINNING MARGIN

37 @ Phoenix, 12/28/00 (115-78)
37 vs. Phoenix, 1/2/87 (155-118)
37 @ Phoenix, 10/31/85 (144-107)

FEWEST POINTS ALLOWED

77 vs. Phoenix, 1/3/16

LAST HOME WIN

1/27/19 (116-102)

HIGH INDIV. GAME (LAKERS)

66, W. Chamberlain @ Phoenix, 2/9/69

LAST ROAD WIN

10/24/18 (131-113)

LARGEST LOSING MARGIN

36 @ Phoenix, 2/15/17 (137-101)

HIGH INDIV. GAME (SUNS)

43, G. Goodrich vs. Phoenix, 2/28/69

MOST POINTS SCORED

155 vs. Phoenix, 1/2/87



One Center Court, Suite 200, Portland, OR 97227
phone: (503) 234-9291 / www.trailblazers.com

BASKETBALL DIRECTORY / GENERAL INFORMATION

Chair, Trustee of Paul G. Allen Trust: Jody Allen
President of Basketball Operations: Neil Olshey
President & CEO: Chris McGowan
Head Coach: Terry Stotts
Associate Head Coach: Nate Tibbetts
Assistant Coaches: Dale Osbourne, Jim Moran,
John McCullough, Jannero Pargo
Head Athletic Trainer: Geoff Clark
Sr. Vice President of Basketball Communications: Jim Taylor
Basketball Communications Director: Collin Romer
Home Court: Moda Center (19,441) - opened in 1995
Colors: Scarlet, Black, White
Radio: Rip City Radio 620 AM - Travis Demers
Television: NBC Sports Northwest - Kevin Calabro, Lamar Hurd,
Brooke Olzendam



FRANCHISE TIMELINE

Portland Trail Blazers (founded 1970-71)

ALL-TIME WIN / LOSS

	Home	Away	Neutral	Overall
Lakers vs. Blazers	77-37	43-70	-	120-107

2018-19 RESULTS

10/18/18 @ Portland	119-128	(L)
11/3/18 @ Portland	114-110	(W)
11/14/18 vs. Portland	126-117	(W)
4/9/19 vs. Portland	101-104	(L)

2019-20 MEETINGS

12/6/19 @ Portland	7:30 pm	(ESPN)
12/28/19 @ Portland	7:00 pm	
1/31/20 vs. Portland	7:30 pm	(ESPN)

LAKERS 2018-19 STATISTICS VS. PORTLAND

	G	GS	MIN	FG	FGA	FG%	3FG	3FGA	3FG%	FT	FTA	FT%	OFF	DEF	TOT	AST	PF	DQ	STL	TO	BLK	PTS	AVG
James	3	3	105	31	55	.564	6	15	.400	30	35	.857	4	23	27	22	4	0	2	13	5	98	32.7
Muscala	1	1	35	6	10	.600	4	7	.571	0	0	---	1	4	5	1	2	0	0	1	1	16	16.0
Caldwell-Pope	4	2	104	19	46	.413	10	21	.476	9	11	.818	0	12	12	10	5	0	5	4	0	57	14.3
McGee	4	4	92	25	32	.781	0	0	---	6	12	.500	9	16	25	3	15	1	4	6	12	56	14.0
Ingram	3	3	93	16	40	.400	1	7	.143	8	13	.615	1	11	12	5	4	0	4	4	1	41	13.7
Hart	3	0	77	13	22	.591	7	13	.538	4	7	.571	0	9	9	3	9	0	4	4	5	37	12.3
Caruso	1	1	41	5	16	.313	0	2	.000	2	2	1.000	2	5	7	13	3	0	1	7	1	12	12.0
Williams	1	0	29	5	9	.556	0	0	---	2	2	1.000	5	5	10	3	3	0	2	2	0	12	12.0
Kuzma	3	2	83	13	33	.394	3	12	.250	5	8	.625	0	16	16	0	6	0	2	3	1	34	11.3
Jones	1	1	46	5	13	.385	1	2	.500	0	0	---	6	9	15	3	2	0	2	1	2	11	11.0
Rondo	3	1	73	14	27	.519	2	4	.500	0	0	---	1	15	16	20	11	1	6	8	0	30	10.0
Zubac	1	0	20	4	5	.800	0	0	---	1	1	1.000	4	4	8	0	3	0	1	2	0	9	9.0
Ball	3	2	70	7	24	.292	5	13	.385	2	2	1.000	8	5	13	7	8	0	2	5	0	21	7.0
Wagner	1	0	17	3	8	.375	0	3	.000	1	2	.500	1	3	4	0	1	0	0	1	0	7	7.0
Stephenson	3	0	44	7	24	.292	1	13	.077	0	0	---	0	8	8	6	5	0	1	4	0	15	5.0
Chandler	1	0	21	1	1	1.000	0	0	---	2	2	1.000	2	4	6	1	4	0	0	0	0	4	4.0
Bonga	1	0	9	0	1	.000	0	0	---	0	0	---	1	0	1	0	0	0	0	0	1	0	0.0
Beasley	1	0	2	0	0	---	0	0	---	0	0	---	0	1	1	0	0	0	0	0	0	0	0.0

CURRENT STREAK

Lost 1

LAST HOME LOSS

4/9/19 (101-104)

MOST POINTS ALLOWED

145 @ Portland, 4/9/77

CURRENT HOME STREAK

Lost 1

LAST ROAD LOSS

10/18/18 (119-128)

FEWEST POINTS SCORED

80 vs. Portland, 4/6/04

CURRENT ROAD STREAK

Won 1

LARGEST WINNING MARGIN

36 @ Portland, 1/1/87 (140-104)
36 vs. Portland, 12/10/72 (137-101)

FEWEST POINTS ALLOWED

76 vs. Portland, 10/28/08

LAST HOME WIN

11/14/18 (126-117)

LARGEST LOSING MARGIN

46 @ Portland, 1/9/95 (129-83)

HIGH INDIV. GAME (LAKERS)

65, K. Bryant vs. Portland, 3/16/07

LAST ROAD WIN

11/3/18 (114-110)

MOST POINTS SCORED

153 vs. Portland, 1/30/72

HIGH INDIV. GAME (BLAZERS)

43, C. Drexler @ Portland, 4/21/89

SACRAMENTO KINGS



500 David J. Stern Walk, Sacramento, CA 95814
phone: (916) 928-0000 / www.kings.com

BASKETBALL DIRECTORY / GENERAL INFORMATION

Owner: Vivek Ranadivé
General Manager: Vlade Divac
Head Coach: Luke Walton
Assistant Coaches: Igor Kokoskov, Bob Beyer, Jesse Murmuys, Roy Rana, Bobby Jackson, Stacey Augmon, Lindsey Harding
Head Athletic Trainer: Joe Resendez
Sr. Vice President, Communications: Joelle Terry
Director, Media Relations: Alexander Sigua
Home Court: Golden 1 Center (17,583) - opened in 2016
Colors: Black, Purple, Silver
Radio: KHTK (1140 AM) - Gary Gerould
Television: NBC Sports California - Grant Napear, Doug Christie, Kayte Christensen-Hunter

FRANCHISE TIMELINE / LAKERS RECORD

Rochester Royals	(founded 1948-49)	W/L: 52-34
Cincinnati Royals	(founded 1957-58)	W/L: 78-59
Kansas City/Omaha Royals	(founded 1972-73)	W/L: 11-5
Kansas City Kings	(founded 1975-76)	W/L: 37-11
Sacramento Kings	(founded 1985-86)	W/L: 97-47

ALL-TIME WIN / LOSS

	Home	Away	Neutral	Overall
Minneapolis Era	39-9	17-32	14-12	70-53
Los Angeles Era	120-30	72-69	13-4	205-103
All-Time Totals	159-39	89-101	27-16	275-156
Lakers vs. Sacramento	54-17	43-30	-	97-47

2018-19 RESULTS

11/10/18 @ Sacramento	101-86 (W)
12/27/18 @ Sacramento	116-117 (L)
12/30/18 vs. Sacramento	121-114 (W)
3/24/19 vs. Sacramento	111-106 (W)

2019-20 MEETINGS

11/15/19 vs. Sacramento	7:30 pm
2/1/20 @ Sacramento	7:00 pm
4/4/20 @ Sacramento	7:00 pm
4/14/20 vs. Sacramento	7:30 pm

LAKERS 2018-19 STATISTICS VS. SACRAMENTO

	G	GS	MIN	FG	FGA	FG%	3FG	3FGA	3FG%	FT	FTA	FT%	OFF	DEF	TOT	AST	PF	DQ	STL	TO	BLK	PTS	AVG
James	2	2	67	19	40	.475	6	12	.500	10	12	.833	3	15	18	13	3	0	3	7	1	54	27.0
Kuzma	4	4	152	32	76	.421	12	37	.324	15	18	.833	3	24	27	15	10	0	2	12	1	91	22.8
Ingram	3	3	107	22	49	.449	2	9	.222	9	14	.643	5	13	18	13	6	0	2	8	4	55	18.3
Hart	3	2	90	16	31	.516	8	18	.444	3	5	.600	1	15	16	7	9	0	7	2	1	43	14.3
Caldwell-Pope	4	1	107	20	50	.400	11	32	.344	6	8	.750	3	13	16	8	10	0	2	3	0	57	14.3
Ball	3	3	88	16	37	.432	5	18	.278	0	4	.000	1	13	14	22	3	0	3	4	1	37	12.3
McGee	3	3	75	17	22	.773	0	0	---	1	2	.500	8	25	33	1	5	0	4	5	8	35	11.7
Stephenson	4	0	66	13	19	.684	4	8	.500	3	3	1.000	2	14	16	9	5	0	2	4	0	33	8.3
Chandler	4	0	77	9	12	.750	0	1	.000	5	10	.500	14	19	33	2	10	0	1	13	3	23	5.8
Rondo	2	1	66	3	15	.200	2	7	.286	1	4	.250	3	6	9	16	6	0	3	5	0	9	4.5
Zubac	2	1	22	3	10	.300	0	0	---	0	0	---	3	4	7	0	2	0	0	1	1	6	3.0
Caruso	2	0	22	2	6	.333	0	3	.000	2	2	1.000	1	2	3	0	4	0	0	1	0	6	3.0
Mykhaliuk	3	0	12	0	1	.000	0	1	.000	0	0	.000	0	0	0	1	2	0	0	0	0	0	0.0
Wagner	1	0	5	0	1	.000	0	1	.000	0	0	---	0	0	1	0	2	0	0	0	0	0	0.0
Williams	1	0	4	0	1	.000	0	0	---	0	0	---	0	0	0	0	1	0	0	0	1	0	0.0
Machado	1	0	2	0	0	---	0	0	---	0	0	---	0	0	0	0	0	0	0	0	0	0	0.0

CURRENT STREAK

Won 2

LAST ROAD LOSS

12/27/18 (116-117)

CURRENT HOME STREAK

Won 2

LARGEST WINNING MARGIN

44 vs. Cincinnati, 2/6/68 (146-102)
36 vs. Sacramento, 2/4/87 (128-92)

CURRENT ROAD STREAK

Lost 1

LARGEST LOSING MARGIN

34 @ Cincinnati, 1/5/71 (146-112)
24 vs. Sacramento, 3/28/01 (108-84)

LAST HOME WIN

3/24/19 (111-106)

MOST POINTS SCORED

146 vs. Cincinnati, 2/6/68
135 vs. Sacramento, 4/3/86

LAST ROAD WIN

11/10/18 (101-86)

MOST POINTS ALLOWED

146 @ Cincinnati, 1/5/71
132 @ Sacramento, 10/30/15

FEWEST POINTS SCORED*

76 vs. Rochester, 3/3/55
82 @ Sacramento, 2/16/95

FEWEST POINTS ALLOWED*

72 @ Sacramento, 3/25/01

HIGH INDIV. GAME (LAKERS)

61, G. Mikan vs. Rochester, 1/20/52
51, K. Bryant @ Sacramento, 1/19/06

HIGH INDIV. GAME (KINGS)

59, J. Twyman @ Cincinnati, 1/15/60
40, M. Bibby @ Sacramento, 1/19/06
40, D. Cousins vs. Sacramento, 2/14/17



One AT&T Center, San Antonio, TX 78219
phone: (210) 444-5500 / www.spurs.com

BASKETBALL DIRECTORY / GENERAL INFORMATION

Chairman: Peter J. Holt
President & CEO: R.C. Buford
President of Basketball Operations/Head Coach: Gregg Popovich
General Manager: Brian Wright
Assistant Coaches: Becky Hammon, Will Hardy, Tim Duncan
Chip Engelland, Mitch Johnson
Head Athletic Trainer: Will Sevensen
Senior Director of Communications: Tom James
Basketball Communications Managers: Kris Davis, Jordan Howenstine
Home Court: AT&T Center (18,354) - opened in 2002
Colors: Metallic Silver, Black
Radio: WOAI (1200 AM) - Bill Schoening
Spanish Radio: KXTN (107.5 FM) - Paul Castro
Television: KENS (Ch. 5), KMYS (Ch. 35), FOX Sports SW (Ch. 26) - Bill Land, Sean Elliott, Dan Weiss, Matt Bonner



FRANCHISE TIMELINE

San Antonio Spurs (founded 1976-77)

ALL-TIME WIN / LOSS

	Home	Away	Neutral	Overall
Lakers vs. Spurs	49-36	33-53	-	82-89

2018-19 RESULTS

10/22/18	vs. San Antonio	142-143 (OT)	(L)
10/27/18	@ San Antonio	106-110	(L)
12/5/18	vs. San Antonio	121-113	(W)
12/7/18	@ San Antonio	120-133	(L)

2019-20 MEETINGS

11/3/19	@ San Antonio	4:00 pm
11/25/19	@ San Antonio	5:30 pm
2/4/20	vs. San Antonio	7:30 pm

LAKERS 2018-19 STATISTICS VS. SAN ANTONIO

	G	GS	MIN	FG	FGA	FG%	3FG	3FGA	3FG%	FT	FTA	FT%	OFF	DEF	TOT	AST	PF	DQ	STL	TO	BLK	PTS	AVG
James	4	4	154	52	98	.531	10	29	.345	30	41	.732	5	27	32	35	10	0	7	12	1	144	36.0
Kuzma	4	4	154	40	80	.500	12	34	.353	9	13	.692	2	27	29	11	9	0	2	5	0	101	25.3
Rondo	1	0	29	4	8	.500	2	4	.500	2	2	1.000	2	2	4	5	4	0	0	2	0	12	12.0
Ball	4	4	137	17	45	.378	10	24	.417	3	7	.429	3	13	16	29	8	0	4	7	0	47	11.8
McGee	4	4	96	19	28	.679	0	0	---	7	9	.778	12	17	29	2	15	1	1	12	7	45	11.3
Hart	4	2	124	16	37	.432	8	23	.348	2	3	.667	0	18	18	2	11	0	3	4	0	42	10.5
Caldwell-Pope	4	1	90	9	24	.375	4	13	.308	8	8	1.000	2	8	10	1	6	0	3	0	1	30	7.5
Stephenson	4	0	53	11	23	.478	3	8	.375	1	1	1.000	1	10	11	6	7	0	1	4	1	26	6.5
Williams	2	0	31	6	10	.600	0	0	---	0	3	.000	4	4	8	2	6	0	1	0	3	12	6.0
Ingram	1	1	5	2	2	1.000	0	0	---	1	3	.333	0	0	0	0	1	0	0	0	1	5	5.0
Chandler	2	0	47	1	1	1.000	0	0	---	4	4	1.000	0	13	13	1	5	0	2	1	0	6	3.0
Beasley	3	0	17	4	11	.364	0	1	.000	1	2	.500	1	3	4	0	5	0	0	1	0	9	3.0
Mykhailiuk	4	0	41	3	13	.231	3	11	.273	1	2	.500	3	1	4	3	4	0	0	4	0	10	2.5
Zubac	1	0	5	0	1	.000	0	0	---	0	0	---	1	0	1	0	5	0	0	0	1	0	0.0
Bonga	1	0	1	0	0	---	0	0	---	0	0	---	0	0	0	0	0	0	0	0	0	0	0.0

CURRENT STREAK

Lost 1

LAST ROAD LOSS

12/7/18 (120-133)

CURRENT HOME STREAK

Won 1

LARGEST WINNING MARGIN

40 vs. San Antonio, 3/30/89 (138-98)

CURRENT ROAD STREAK

Lost 2

LARGEST LOSING MARGIN

40 @ San Antonio, 1/12/17 (94-134)

LAST HOME WIN

12/5/18 (121-113)

MOST POINTS SCORED

147 vs. San Antonio, 3/20/87
147 vs. San Antonio, 11/15/87

LAST ROAD WIN

3/3/18 (116-112)

MOST POINTS ALLOWED

143 vs. San Antonio, 10/22/18

LAST HOME LOSS

10/22/18 (142-143, OT)

FEWEST POINTS SCORED

80 @ San Antonio, 2/8/99
80 vs. San Antonio, 4/8/00
80 vs. San Antonio, 11/14/14

FEWEST POINTS ALLOWED

75 @ San Antonio, 2/8/99
75 @ San Antonio, 4/13/98

HIGH INDIV. GAME (LAKERS)

44, K. Bryant vs. San Antonio, 2/14/03

HIGH INDIV. GAME (SPURS)

44, G. Banks @ San Antonio, 4/13/83
44, R. Brewer @ San Antonio, 11/10/81



30 British Columbia Road, Toronto, Ontario M6K 3C3
phone: (416) 815-2801 / www.raptors.com

BASKETBALL DIRECTORY / GENERAL INFORMATION

Chairman of the Board & Chairman, NBA Board of Governors:
Lawrence M. Tanenbaum, O.C.
President: Masai Ujiri
General Manager: Bobby Webster
Head Coach: Nick Nurse
Assistant Coaches: Adrian Griffin, Sergio Scariolo, Nate Bjorkgren, Patrick Mutumbo, Jim Sann, Jon Goodwillie, Brittini Donaldson
Assistant Coach / Director of Sports Science: Alex McKechnie
Head Athletic Trainer: Scott McCullough
Director, Communications: Jennifer Quinn
Senior Manager, Basketball Communications: Roven Yau
Home Court: Scotiabank Arena (19,800) - opened in 1999
Colors: Red, Black, Silver
Radio: TSN Radio 1050 (AM 1050) / Sportsnet 590 (AM 590) - Paul Jones, Eric Smith, Jack Armstrong, Sherman Hamilton
Television: TSN / Sportsnet - Matt Devlin, Leo Rautins, Jack Armstrong

FRANCHISE TIMELINE

Toronto Raptors (founded 1995-96)

ALL-TIME WIN / LOSS

	Home	Away	Neutral	Overall
Lakers vs. Raptors	15-7	13-10	-	28-17

2018-19 RESULTS

11/4/18 vs. Toronto 107-121 (L)
3/14/19 @ Toronto 98-111 (L)

2019-20 MEETINGS

11/10/19 vs. Toronto 6:30 pm
3/24/20 @ Toronto 4:30 pm (TNT)

LAKERS 2018-19 STATISTICS VS. TORONTO

	G	GS	MIN	FG	FGA	FG%	3FG	3FGA	3FG%	FT	FTA	FT%	OFF	DEF	TOT	AST	PF	DQ	STL	TO	BLK	PTS	AVG
James	2	2	60	18	35	.514	3	8	.375	8	14	.571	0	6	6	12	5	0	1	7	1	47	23.5
B. Ingram	1	1	34	7	11	.636	0	1	.000	2	3	.667	0	1	1	3	2	0	0	1	1	16	16.0
Caruso	1	0	27	5	7	.714	1	1	1.000	5	5	1.000	1	4	5	5	4	0	0	1	0	16	16.0
Kuzma	2	2	62	13	27	.481	0	7	.000	5	9	.556	1	12	13	5	7	0	1	4	0	31	15.5
Ball	1	1	23	5	7	.714	2	3	.667	0	0	---	1	8	9	4	3	0	2	2	0	12	12.0
Rondo	2	1	55	9	19	.474	1	1	1.000	4	6	.667	1	5	6	11	2	0	2	6	0	23	11.5
McGee	2	2	36	5	11	.455	0	0	---	7	8	.875	5	10	15	2	5	0	1	4	3	17	8.5
Hart	2	0	58	4	11	.364	3	8	.375	3	4	.750	0	6	6	1	1	0	5	0	0	14	7.0
Bullock	1	1	30	2	7	.286	2	7	.286	1	1	1.000	0	3	3	0	1	0	2	1	0	7	7.0
Caldwell-Pope	2	0	39	5	17	.294	1	12	.083	0	0	---	0	7	7	2	2	0	1	4	2	11	5.5
Zubac	1	0	11	1	3	.333	0	0	---	3	3	1.000	2	4	6	1	4	0	0	1	0	5	5.0
Stephenson	1	0	13	2	8	.250	0	2	.000	0	0	---	0	1	1	0	1	0	0	2	0	4	4.0
Mykhailiuk	1	0	10	1	3	.333	0	2	.000	0	0	---	0	0	0	3	0	0	0	0	0	2	2.0
Wagner	1	0	8	0	0	---	0	0	---	0	0	---	0	1	1	0	2	0	1	1	0	0	0.0
Williams	1	0	7	0	0	---	0	0	---	0	0	---	0	3	3	0	0	0	0	2	0	0	0.0
A. Ingram	1	0	5	0	4	.000	0	3	.000	0	0	---	1	1	2	0	0	0	1	0	0	0	0.0
Muscala	1	0	2	0	0	---	0	0	---	0	0	---	0	0	0	0	0	0	0	0	0	0	0.0

CURRENT STREAK

Lost 9

LAST HOME LOSS

11/4/18 (107-121)

MOST POINTS ALLOWED

123 vs. Toronto, 1/1/17
123 @ Toronto, 1/28/18

CURRENT HOME STREAK

Lost 4

LAST ROAD LOSS

3/14/19 (98-111)

FEWEST POINTS SCORED

80 @ Toronto, 12/2/16

CURRENT ROAD STREAK

Lost 5

LARGEST WINNING MARGIN

20 @ Toronto, 1/6/02 (109-89)
20 @ Toronto, 2/1/08 (121-101)

FEWEST POINTS ALLOWED

79 vs. Toronto, 11/12/03

LAST HOME WIN

11/30/14 (129-122, OT)

LARGEST LOSING MARGIN

33 @ Toronto, 12/2/16 (113-80)

HIGH INDIV. GAME (LAKERS)

81, K. Bryant vs. Toronto, 1/22/06

LAST ROAD WIN

1/19/14 (112-106)

MOST POINTS SCORED

129 vs. Toronto (OT), 11/30/14
122 vs. Toronto, 1/22/06

HIGH INDIV. GAME (RAPTORS)

41, K. Lowry vs. Toronto, 1/1/17



1420 South 500 West, Salt Lake City, UT 84115
phone: (801) 325-2500 / www.utahjazz.com

BASKETBALL DIRECTORY / GENERAL INFORMATION

Owner: Gail Miller
Executive VP of Basketball Operations: Dennis Lindsey
General Manager: Justin Zanik
Head Coach: Quin Snyder
Assistant Coaches: Alex Jensen, Johnnie Bryant, Zach Guthrie,
Vince Legarza, Lamar Skeeter, Jeff Watkinson, Mike Wells
Head Athletic Trainer: Eric Waters
Sr. Vice President, Communications: Frank Zang
Vice President, Communications: Derek Garduño
Director, Communications: Madeline Wehle Crandall
Manager, Communications: Danny Franks
Home Court: Vivint Smart Home Arena (18,306) - opened in 1991
Colors: Navy, Dark Green, and Dark Yellow
Radio: KZNS (1280 AM / 97.5 FM) - David Locke, Ron Boone
Television: AT&T SportsNet - Craig Bolerjack, Matt Harpring,
Kristen Kenney



FRANCHISE TIMELINE / LAKERS RECORD

New Orleans Jazz	(founded 1974-75)	W/L: 13-5
Utah Jazz	(founded 1979-80)	W/L: 94-71

2018-19 RESULTS

11/23/18	vs. Utah	90-83	(W)
1/11/19	@ Utah	95-113	(L)
3/27/19	@ Utah	100-115	(L)
4/7/19	vs. Utah	113-109	(W)

ALL-TIME WIN / LOSS

	Home	Away	Neutral	Overall
All-Time Totals	67-24	40-52	-	107-76
Lakers vs. Utah	59-23	35-48	-	94-71

2019-20 MEETINGS

10/25/19	vs. Utah	7:30 pm	(ESPN)
12/4/19	@ Utah	6:00 pm	
3/16/20	@ Utah	6:00 pm	
3/18/20	vs. Utah	7:00 pm	(ESPN)

LAKERS 2018-19 STATISTICS VS. UTAH

	G	GS	MIN	FG	FGA	FG%	3FG	3FGA	3FG%	FT	FTA	FT%	OFF	DEF	TOT	AST	PF	DQ	STL	TO	BLK	PTS	AVG
James	1	1	35	8	17	.471	2	5	.400	4	6	.667	1	9	10	7	1	0	2	5	1	22	22.0
Ingram	2	2	72	14	25	.560	3	4	.750	8	16	.500	0	11	11	0	3	0	2	9	1	39	19.5
Beasley	1	0	18	6	15	.400	0	3	.000	5	6	.833	1	2	3	1	3	0	2	1	1	17	17.0
Muscala	1	1	38	6	10	.600	4	6	.667	0	0	---	3	5	8	1	1	0	0	2	0	16	16.0
Caruso	2	1	69	13	30	.433	2	7	.286	3	6	.500	0	1	1	15	10	0	2	6	0	31	15.5
Caldwell-Pope	4	2	123	22	51	.431	4	20	.200	8	11	.727	7	10	17	7	9	0	4	6	1	56	14.0
Kuzma	3	3	96	16	48	.333	3	17	.176	6	9	.667	2	14	16	1	3	0	3	2	2	41	13.7
McGee	4	4	99	25	48	.521	0	3	.000	4	4	1.000	10	23	33	5	11	0	4	6	8	54	13.5
Williams	2	0	45	7	13	.538	0	0	---	8	15	.533	6	8	14	1	6	0	2	1	0	22	11.0
Zubac	1	0	14	4	10	.400	0	0	---	2	2	1.000	2	3	5	1	3	0	0	0	1	10	10.0
Wagner	3	0	40	9	19	.474	1	6	.167	6	6	1.000	2	6	8	0	6	0	1	1	2	25	8.3
Ball	2	2	65	7	23	.304	2	7	.286	0	0	---	3	14	17	8	9	0	2	5	1	16	8.0
Stephenson	3	1	62	8	21	.381	3	8	.375	3	4	.750	2	6	8	6	5	0	5	3	0	22	7.3
Machado	1	0	15	3	4	.750	1	1	1.000	0	0	---	0	0	0	3	2	0	1	0	0	7	7.0
Jones	1	1	38	2	5	.400	1	3	.333	0	0	---	3	13	16	5	3	0	1	1	2	5	5.0
Hart	2	1	44	2	8	.250	1	6	.167	1	2	.500	1	6	7	1	6	1	0	3	0	6	3.0
Rondo	1	1	26	1	11	.091	1	3	.333	0	0	---	0	5	5	6	0	0	1	1	0	3	3.0
Chandler	2	0	24	2	2	1.000	0	0	---	0	0	---	1	6	7	1	3	0	0	0	0	4	2.0
Bonga	2	0	30	1	7	.143	0	2	.000	0	0	---	1	4	5	3	3	0	2	2	0	2	1.0
Mykhailiuk	1	0	7	0	1	.000	0	1	.000	0	0	---	0	0	0	1	0	0	0	1	0	0	0.0

CURRENT STREAK

Won 1

LAST HOME LOSS

4/8/18 (97-112)

CURRENT HOME STREAK

Won 2

LAST ROAD LOSS

3/27/19 (100-115)

CURRENT ROAD STREAK

Lost 8

LARGEST WINNING MARGIN

46 vs. Utah, 2/4/00 (113-67)

46 vs. Utah, 3/5/86 (130-84)

LAST HOME WIN

4/7/19 (113-109)

LARGEST LOSING MARGIN

48 @ Utah, 3/28/16 (75-123)

LAST ROAD WIN

2/25/15 (100-97)

MOST POINTS SCORED

132 vs. Utah, 11/30/06

MOST POINTS ALLOWED

130 vs. Utah (OT), 11/22/83

125 vs. New Orleans, 12/26/78

123 @ Utah, 3/28/16

FEWEST POINTS SCORED

73 vs. Utah, 3/19/15

FEWEST POINTS ALLOWED

67 vs. Utah, 2/4/00

HIGH INDIV. GAME (LAKERS)

60, K. Bryant vs. Utah, 4/13/16

HIGH INDIV. GAME (JAZZ)

50, A. Dantley @ Utah, 11/27/79



601 F Street NW, Washington DC, 20004
phone: (202) 661-5000 / www.washingtonwizards.com

DIRECTORY / GENERAL INFORMATION

Chairman & CEO: Ted Leonsis
General Manager: Tommie Sheppard
Head Coach: Scott Brooks
Associate Head Coach: Tony Brown
Assistant Coaches: Mike Longabardi, Robert Pack, Jarrell Christian, Corey Gaines, Dean Oliver, Mike Terpstra, David Adkins
Vice President of Communications: Scott Hall
Director of Media Relations: DeAndré Phillips
Director of Basketball Communications: Daren Jenkins
Home Court: Capital One Arena (20,362) - opened in 1997
Colors: Red, White, Blue
Radio: WNEW (99.1 FM)/WFED (1500 AM) - Dave Johnson, Glen Consor
Television: NBC Sports Washington - Justin Kutcher, Drew Gooden, Caron Butler, Chris Miller

FRANCHISE TIMELINE / LAKERS RECORD

Chicago Packers	(founded 1961-62)	W/L: 8-2
Chicago Zephyrs	(founded 1962-63)	W/L: 7-3
Baltimore Bullets	(founded 1963-64)	W/L: 45-26
Capitol Bullets	(founded 1973-74)	W/L: 2-2
Washington Bullets	(founded 1974-75)	W/L: 34-22
Washington Wizards	(founded 1997-98)	W/L: 23-18

ALL-TIME WIN / LOSS

	Home	Away	Neutral	Overall
All-Time Totals	69-23	43-51	7-0	119-74
Lakers vs. Bullets/Wizards	61-22	38-47	5-0	104-69

2018-19 RESULTS

12/16/18 @ Washington 110-128 (L)
3/26/19 vs. Washington 124-106 (W)

2019-20 MEETINGS

11/29/19 vs. Washington 7:30 pm
3/28/20 @ Washington 5:00 pm

LAKERS 2018-19 STATISTICS VS. WASHINGTON

	G	GS	MIN	FG	FGA	FG%	3FG	3FGA	3FG%	FT	FTA	FT%	OFF	DEF	TOT	AST	PF	DQ	STL	TO	BLK	PTS	AVG
Caldwell-Pope	2	1	63	19	29	.655	10	18	.556	6	6	1.000	4	7	11	6	2	0	3	1	0	54	27.0
McGee	1	1	32	9	11	.818	0	0	---	2	3	.667	5	10	15	2	4	0	2	2	4	20	20.0
James	2	2	66	16	36	.444	1	8	.125	3	8	.375	0	13	13	17	1	0	1	7	1	36	18.0
Kuzma	2	2	58	14	30	.467	1	8	.125	6	6	1.000	2	8	10	3	6	0	2	7	1	35	17.5
Wagner	2	0	29	9	12	.750	2	4	.500	3	4	.750	1	3	4	3	5	0	0	4	1	23	11.5
Ball	1	1	34	4	11	.364	2	7	.286	0	0	---	0	5	5	4	1	0	3	4	2	10	10.0
Stephenson	2	0	48	7	15	.467	4	9	.444	1	4	.250	3	11	14	10	6	0	2	6	0	19	9.5
Rondo	1	1	33	3	7	.429	1	4	.250	0	0	---	0	3	3	10	3	0	2	3	0	7	7.0
Mykhailiuk	1	0	28	2	6	.333	0	3	.000	1	1	1.000	0	3	3	1	0	0	2	3	0	5	5.0
Williams	1	0	16	1	2	.500	0	0	---	3	4	.750	3	1	4	0	3	0	0	0	0	5	5.0
Hart	1	1	21	2	10	.200	0	5	.000	0	0	---	0	0	0	0	2	0	0	0	1	4	4.0
Caruso	1	0	20	1	3	.333	1	3	.333	1	2	.500	0	3	3	3	1	0	0	2	0	4	4.0
Zubac	1	0	7	2	2	1.000	0	0	---	0	0	---	0	2	2	1	0	0	0	0	0	4	4.0
Machado	1	0	1	1	2	.500	0	0	---	1	1	1.000	0	0	0	0	0	0	0	0	0	3	3.0
Chandler	1	1	20	1	3	.333	0	0	---	0	0	---	3	4	7	0	0	0	2	1	1	2	2.0
Bonga	2	0	5	1	1	1.000	0	0	---	1	2	.500	0	1	1	1	0	0	0	0	0	3	1.5

CURRENT STREAK

Won 1

LAST HOME LOSS

3/28/17 (108-119)

MOST POINTS ALLOWED

147 vs. Washington (OT), 12/17/06
137 @ Baltimore, 11/7/65

CURRENT HOME STREAK

Won 2

LAST ROAD LOSS

12/16/18 (110-128)

FEWEST POINTS SCORED

81 @ Washington, 3/14/05

CURRENT ROAD STREAK

Lost 3

LARGEST WINNING MARGIN

35 vs. Washington, 3/16/94 (129-94)

FEWEST POINTS ALLOWED

72 @ Washington, 3/9/91

LAST HOME WIN

3/26/19 (124-106)

LARGEST LOSING MARGIN

32 vs. Baltimore, 11/23/69 (97-129)

HIGH INDIV. GAME (LAKERS)

55, K. Bryant vs. Washington, 3/28/03

LAST ROAD WIN

12/2/15 (108-104)

MOST POINTS SCORED

151 vs. Baltimore, 2/6/72

HIGH INDIV. GAME (WIZARDS)

60, G. Arenas vs. Washington, 12/17/06





IN THE COMMUNITY

344
345

NBA Cares
Community initiatives



NBA Cares is the league's global social responsibility program that builds on the NBA's mission of addressing important social issues. NBA Cares programs and participants have provided more than 5 million hours of hands-on service and created more than 1,300 places where kids and families can live, learn or play in communities around the world. Internationally, NBA Cares has created more than 323 places where kids and families can live, learn or play in 40 countries and territories. NBA Cares works with internationally recognized youth-serving programs that support education, youth and family development, and health-related causes, including: Thurgood Marshall College Fund, Special Olympics, YMCA of the USA, Boys & Girls Clubs of America, UNICEF, the Make-A-Wish Foundation, Share Our Strength and GLSEN.

For more information about the NBA's latest community outreach efforts, please visit www.cares.nba.com.



LAKERS YOUTH FOUNDATION MISSION

The Los Angeles Lakers Youth Foundation supports local non-profit and youth organizations that are dedicated to improving the quality of life in our community. We are committed to utilizing our resources to provide educational, athletic and recreational opportunities to Los Angeles youth.

BUSS FAMILY & THE LAKERS

During his lifetime, as a result of his considerable charitable efforts, Dr. Jerry Buss was honored by a wide range of organizations that included City of Hope, NAACP, the B'Nai B'rith, United Negro College Fund, United Indian Development Association, National Organization of Women, Boys and Girls Clubs of America, Muscular Dystrophy Association, the Los Angeles Human Relations Commission, Heart of Los Angeles Youth and Special Olympics of Southern California. Following in their father's footsteps, the Buss family's philanthropic and community support is as diverse as the community in which they live and work.

The Lakers and the Lakers Youth Foundation annually donate hundreds of thousands of dollars, tickets, merchandise, and autographed items to support countless neighborhood schools, libraries, and churches as well as non-profit organizations which attend to the needs of communities in Southern California.



LAKERS "READ TO ACHIEVE"

The Los Angeles Lakers Read to Achieve campaign enjoys continued success as the organization and its players focus their efforts on literacy and instilling the joy of reading in Los Angeles youth. The main component of the program is the annual reading challenge.

In the 2018-19 season, the Lakers Read to Achieve Reading Challenge was opened to local elementary schools and over 27,000 students participated. Students who completed the challenge received a Lakers prize, a certificate of completion, and were entered to win Lakers tickets. Classrooms with a 100% completion rate were eligible to win a Grand Prize event.

CHICK HEARN NIGHT

Chick Hearn Night has been celebrated at the Lakers home game closest to Chick's birthday every season since his passing in 2002. On Chick Hearn Night, the annual Chick Hearn Memorial Scholarship is presented to help two aspiring sports journalists pursue their dreams.

Since 2002, the Lakers have created sixteen Lakers Reading Rooms or Lakers Reading and Learning Centers throughout Los Angeles and Hawaii. Each site was remodeled with new carpet, paint, bookshelves, tables, chairs, sofas, children's books, and framed Lakers photos, offering children a safe and fun learning environment dedicated to literacy.





LAKERS “TEAM UP”

Lakers Team Up is the organization’s service initiative, designed to allow the Lakers staff to give back to our community. Last season we donated our time to many local and national nonprofit organizations, including: Ronald McDonald House, LA’s Best, Salvation Army, Edison Elementary, Baby2Baby, Playworks, TreePeople and A Place Called Home.

GRANTING WISHES

In collaboration with wish-granting organizations, the Los Angeles Lakers regularly provide game tickets and arrange player meetings for children and adults facing life-threatening medical conditions. Over the past 20 years, the Lakers have granted over 400 special wishes for children and adults from all over the United States, Canada, and as far away as Israel and the Netherlands.

JUNIOR LAKERS

Junior Lakers is the Los Angeles Lakers official youth basketball initiative. With Junior Lakers, the Lakers and the Lakers Youth Foundation work with Los Angeles youth to develop fundamental basketball skills, teamwork, sportsmanship and community involvement, with positive adult supervision. The Lakers impact over 130,000 L.A. youth basketball players across multiple Junior Lakers Leagues with after-school programs including the Boys & Girls Club and LA’s Best, presented by UCLA Health, as well as Playworks, presented by Wish, and After-School All Stars.



CAMP LAKERS

Camp Lakers, presented by UCLA Health, is committed to providing young players with the ultimate Lakers experience. For the last 20 summers, campers have learned the Laker way at Camp Lakers, honing their basketball skills and discovering the importance of hard work, teamwork, dedication, and sportsmanship, on and off the court.

Each day special Lakers guests and staff visit Camp to meet and speak with the campers. On the last day of the week, the campers take a field trip to the Lakers facility to meet Lakers and see where the Lakers work on their basketball skills. There they have the once-in-a-lifetime opportunity to play where the Lakers play, meet Lakers players and Laker Girls and see the championship trophies.

CELEBRITY GOLF INVITATIONAL

Each season, the Lakers and some of their biggest fans gather to raise money for the Lakers Youth Foundation at the Lakers Celebrity Golf Invitational. Last season’s 29th annual tournament was held at the Riviera Country Club, where golfers had the opportunity to play alongside Lakers Legends and sports and entertainment celebrities on the famed course. After the golfing, guests had the opportunity to meet the entire Lakers team and coaching staff at a charity auction and gala dinner. The money raised at the Invitational benefits the Lakers Youth Foundation, and enables the foundation to provide educational, athletic and recreational opportunities to Los Angeles youth.





STUDENT & EDUCATOR OF THE MONTH PROGRAM

Once a month during the NBA regular season, the Los Angeles Lakers and City of Hope honor three local students, two local teachers and one local principal for their outstanding academic and extracurricular achievements. All educator nominations are submitted to the Lakers online at www.lakers.com/community by local school personnel and all student nominations are submitted by teachers. Each honoree receives four tickets to attend a Lakers game and at halftime, is presented with a plaque and Lakers t-shirt.

HEALTH AND FITNESS INITIATIVES

The Lakers are dedicated to helping their fans live a healthy lifestyle. To emphasize the importance of health and fitness, the Lakers sponsor programs that reward local students for being active about their health.

Field Day with the Los Angeles Lakers, presented by UCLA Health, aims to educate the community about the importance of physical fitness and having fun. During the 2018-2019 season, students and teachers from Playworks LA were invited to the Lakers Field Day, presented by UCLA Health. A total of 250 students from five different elementary schools throughout Los Angeles County came out to the 2nd Annual Lakers Field Day, for an afternoon of fun field games with the Laker Girls and Laker players.

COMPLIMENTARY GROUP TICKETS


Each year, the Lakers and the Lakers Youth Foundation donate several thousand tickets to Southern California non-profit organizations so that their members may enjoy a game together. Often, the complimentary group ticket is the non-profit member's first opportunity to see a Lakers game. Ticket requests can be made online at Lakers.com

COMMUNITY INITIATIVES

A SEASON OF GIVING

The Lakers “A Season of Giving” campaign, presented by East West Bank, is an opportunity for the Lakers to share in the joy of the holiday season with the people of Los Angeles. The 2018 “Season of Giving” kicked off in November at The Frank Hotchkiss Memorial Training Center where boys and girls were treated to a Lakers carnival and Thanksgiving Feast provided by Lucille’s BBQ, and served by the Lakers and East West Bank staff. The Laker Girls, Kyle Kuzma and other Lakers players spent the evening serving the meal and mingling with the 300 guests from LAFD, Mixed Roots, Boys & Girls Club and the Los Angeles Unified School District. The Thanksgiving festivities continued with the Annual Miracle on Manchester Turkey Giveaway at the Salvation Army in Inglewood. Lakers players and the Laker Girls distributed over 300 turkeys to the community, along with pies, dinner rolls and Lakers goodies.

In December, the Lakers and East West Bank hosted a fun-filled holiday party for children from local youth organizations across Los Angeles. Kids were treated to a day of holiday fun, with decorating cookies, making holiday cards, playing games and meeting the Lakers players and Laker Girls. The Grinch even made an appearance to surprise the kids! Each child got to take a photo with a Lakers player on a big Lakers Santa chair, and received presents and toys from the Lakers.





MEDIA & GENERAL INFORMATION

350	Media Guidelines / Policies
351	Media Relations Staff & Traveling Media
352	Television & Radio
353	UCLA Health Training Center
354	South Bay Lakers
355	Lakers Gaming
356	Laker Girls
358	STAPLES Center Information
360	2019-20 Tickets & Seating



MEDIA GUIDELINES AND POLICIES

MEDIA CREDENTIALS

All requests should be submitted via email to the Lakers Media Relations Department (media@la-lakers.com) at least **24 HOURS PRIOR** to the game you wish to cover (3:00 pm on Friday for weekend games). **NO CREDENTIAL REQUESTS WILL BE HONORED ON GAME DAY.**

Please make certain all requests for credentials are confirmed by the MR department prior to arriving at STAPLES Center. Credentials may be picked up at the primary media entrance off Chick Hearn Court (between Figueroa and Georgia streets) beginning 2 1/2 hours prior to game time. Credentials must be visibly worn at all times and are non-transferable.

MEDIA PARKING

Parking for members of the media who have purchased a full-season parking pass is located in Lot C, on L.A. LIVE Way between 12th Street and 11th Street/Chick Hearn Court. A book of season parking passes, priced at the discounted rate of \$12.00 per game with a guaranteed parking space, can be purchased by contacting Cynthia Gonzales at (310) 426-6035. Those not wishing to take advantage of the seasonal parking option will be able to park in the "general" parking lots, for example, LOT W (West Garage-Gate B) and at the LA Convention Center adjacent to the West Hall and South Hall. These locations are available on a first-come, first serve basis for a rate ranging from \$15 to \$40. Complimentary Media Parking for morning practices at STAPLES Center is located in LOT C, located on L.A. LIVE Way between Pico Blvd. and 11th Street/Chick Hearn Court.

CHICK HEARN PRESS ROOM

The Chick Hearn Press Room is located near the primary media entrance adjacent to Chick Hearn Court. The stairway from the primary media entrance leads directly to the press room on the Event Level.

PRE & POST GAME INTERVIEWS

In accordance with NBA policy, both the Lakers and visiting locker rooms will be open to media members for a 30 minute period prior to game time (6:15 – 6:45 for a 7:30 game) and after approximately 15 minutes following the conclusion of the game. Players and coaches are available for interviews at those times. Only working members of the media with valid credentials will be admitted to the locker rooms.

ABSOLUTELY NO AUTOGRAPHS ALLOWED DURING MEDIA ACCESS PERIOD.

GAME NOTES AND STATISTICS

Game notes, rosters, etc. are available in the press room 2 1/2 hours prior to game time. Statistics for each quarter and half-time are made available in the press room at the conclusion of each quarter. Postgame statistics, quotes, and notes are distributed as quickly as possible following the game.

PHOTOGRAPHERS

Limited space is available for still photographers along each baseline with exact locations to be determined on game day. **ABSOLUTELY NO TRIPODS ALLOWED.** Photographers must stay in their designated areas while being considerate of print media and fans directly in their viewing area.

If there is not a floor spot available, photographers can shoot from the auxiliary photo position above Premier Section 14.

MEALS

A pregame meal is served in the Chick Hearn Press Room two hours prior to game time. Beverages and snacks are also available in the press room during and following the game.

TELEPHONE & INTERNET CONTACT

For lines and instruments, please contact a member of the Lakers Media Relations staff or STAPLES Center's Telecommunications Manager: (213) 742-7245.

RADIO & TELEVISION TECHNICAL CONTACT

Dave Carpenter, Broadcast Services - (213) 763-7968.

PRACTICE POLICY

The Lakers conduct practices at the UCLA Health Training Center located at 2275 E. Mariposa Avenue in El Segundo (from the 405 freeway, take the 105 freeway west, exit Nash, take Nash approximately two blocks south of Imperial Highway, turn left on Mariposa). As practice concludes, a portion will be open to the media, with players and coaches available for brief interviews immediately following each practice. Please contact the Lakers Media Relations Department to confirm practice times, sites and availability of players and coaches, or follow @Lakers_MR for updates.

FINGERTIP INFORMATION

Mailing Address

2275 E. Mariposa Ave., El Segundo, CA 90245

Internet Address / Social Media

www.lakers.com or www.nba.com/lakers/

Twitter / Instagram @Lakers

Snapchat @LakersSnaps

Facebook facebook.com/losangeleslakers

Telephone

(310) 426-6000

Homecourt

STAPLES Center (opened 1999, capacity 18,997)

Colors

Purple and Gold

Ticket Outlets

Tickets are available at www.lakers.com and the STAPLES Center Box Office

Tickets can also be purchased by calling:

1-888-9-AXS-TIX



MEDIA RELATIONS STAFF / TRAVELING MEDIA




ALISON BOGLI
Director,
Media Relations



TA'NISHA COOPER
Associate Director,
Media Relations



WILL PATTERSON
Manager,
Media Relations



T.C. GREENE
Coordinator,
Media Relations



NOAH CAMARENA
Coordinator, MR
South Bay/Lakers Gaming



MATT FLEER
Assistant,
Media Relations



LINDSAY CARPENTER
MR Associate



MYLES MCKEE-OSIBODU
MR Associate



TORRIE MITCHELL
MR Associate

TRAVELING MEDIA



TANIA GANGULI
Los Angeles Times



KYLE GOON
SoCal News Group



DAVE MCMENAMIN
ESPN



BILL ORAM
The Athletic



MIKE TRUDELL
Lakers.com

TELEVISION AND RADIO AFFILIATES

SPECTRUM

Spectrum Networks operates Spectrum SportsNet, a regional sports network that has an exclusive partnership with the Los Angeles Lakers, LA Galaxy, Los Angeles Sparks and the California Interscholastic Federation (CIF). Through their exclusive partnerships with the Lakers, LA Galaxy, Los Angeles Sparks and the California Interscholastic Federation (CIF), the award-winning 24/7, high-definition networks each deliver more than 180 live events per year, extensive team coverage and unprecedented behind-the-scenes access.



Lakers programming on Spectrum SportsNet includes "Access SportsNet: Lakers," featuring comprehensive pre- and post-game analysis as well as "LakeShow," an interactive program driven by social media interaction and fan engagement. "Backstage: Lakers" is the network's signature series that gives fans unparalleled access to the team and chronicles the Lakers season from start to finish. The program provides viewers with an insider's perspective taking fans from the court, to the locker room and on the road with the team. All Lakers games on Spectrum SportsNet are called by veteran Lakers broadcasters Stu Lantz and Bill Macdonald, with Mike Trudell as the sideline reporter. Studio coverage is led by hosts Chris McGee and Allie Clifton. Lakers Hall of Famer James Worthy serves as lead analyst on Lakers game days and is joined throughout the season by analysts Robert Horry, Derek Fisher and Caron Butler. Mike Bresnahan is the network's Lakers Insider.

For more information about Spectrum SportsNet visit SpectrumSportsNet.com

Follow SportsNet on social media: Facebook & Instagram - @SpectrumSportsNet and Twitter - @SpectrumSN

RADIO

After kicking off its inaugural season with the team with an NBA Championship run, 710 AM ESPNLA Radio now enters year 11 as the official English flagship station for the Los Angeles Lakers. Each of the Lakers preseason, regular season and playoff games can be heard on the Lakers English radio network, with John Ireland and Mychal Thompson providing play-by-play and color commentary, respectively.

The Lakers' Spanish radio flagship for the 24th straight season is 1330 AM TU LIGA. Fernando Gonzalez, "Pepe" Mantilla and Francisco Pinto deliver all the action of every game on 1330 AM and the Lakers' Spanish radio network. 1330 AM TU LIGA is also the flagship of the Spanish sports radio network.



AFFILIATES

^KSPN	710 AM	Los Angeles
KMET	1490 AM	Banning/Inland Empire
KSZL	1230 AM	Barstow
KFIG	940 AM	Fresno
KYVA	1230 AM	Gallup (NM)
KIKI	990 AM	Honolulu (HI)
KWWN	1100 AM	Las Vegas, NV
KKUU HD2	103.9 FM	Palm Springs
KLSD	1360 AM	San Diego
KXTK	1280 AM	San Luis Obispo
*^KWKW	1330 AM	Los Angeles
*KWAC	1490 AM	Bakersfield
*KTMZ	1220 AM	Pomona
*KENO	1460 AM	Las Vegas

* Spanish broadcasts; ^ Flagship station



BACKGROUND

On September 18, 2015, construction began on the new 120,000 square-foot facility that now serves as the home for the Los Angeles Lakers and the South Bay Lakers. The UCLA Health Training Center, located at 2275 E. Mariposa Avenue in El Segundo, serves as a training center and headquarters for both teams, as well as the various departments within both organizations.

Designed by Detroit-based sports and entertainment architect ROSSETTI in conjunction with the Los Angeles architectural office of Perkins + Will, the facility became the home of the Lakers organization in July 2017.

AMENITIES

The 80,000 square-foot first floor includes a double court gymnasium with on-court smart board and video displays for strategic planning and playbacks; plyometric training areas; a weight and conditioning gym that opens to the court; a video theater/screening room directly adjacent to the player lounge; an indoor-outdoor lounge fully outfitted for video, sound and a myriad of digital connections; a barber shop; a player kitchen and training table, in addition to an adjacent commercial kitchen directed by a nutritionist; a player quiet room outfitted with blue light spectrum lighting; a state-of-the-art training room with multiple whirlpools, two plunge pools, a resistance pool and cryogenics chamber; a separate training area for the South Bay Lakers and all the necessary accessory spaces to support a high level training, recovery and rest program.

PHILOSOPHY

The building is conceived to work in conjunction with the Lakers' branding strategy, its form and imagery designed to seamlessly communicate the identity, history, philosophy, goals and ambitions of the team. The building is designed for players, staff, guests and sponsors to feel the excitement of being within the team's inner sanctum, starting with their entry to the grounds and continuing throughout. The layout integrates the Lakers business and basketball sides, facilitating a synergistic relationship across all aspects of the organization. The goal is to serve as a showcase for player/coach recruitment and for promotions involving corporate sponsors and strategic partnerships.

120,000

TOTAL SQUARE FEET

80,000

SQUARE-FOOT FIRST FLOOR

Meant to serve as a hub for the modern NBA athlete, including all the necessary spaces to support a high-level training, recovery and rest program

22,836

SQUARE-FOOT OF TWO COURTS

Dual court gymnasium with on-court smart board and video displays for strategic planning

750

ARENA SEATING CAPACITY

Expandable and collapsable seating for use during South Bay Lakers home games or other miscellaneous events throughout the year



SOUTH BAY LAKERS

The South Bay Lakers enter their 13th season in the NBA G League as one of the most successful franchises in league history.

In July 2006, the Los Angeles Lakers became the first NBA franchise to own its own NBA Development League team in the Los Angeles D-Fenders. Prior to the 2017-18 season, the D-Fenders became the South Bay Lakers, a move that was inspired by the prestigious brand of the Los Angeles Lakers while honoring the community that has hosted the minor league affiliate since 2006. South Bay plays its home games in the UCLA Health Training Center, the state-of-the-art headquarters for the NBA's Lakers and their G League affiliate. In the past, the team has played home games at STAPLES Center (2006-11) and the Toyota Sports Center (2011-17).

Throughout the franchise's history, the South Bay Lakers have been at the forefront of the NBA's minor league movement. Overall, the team has established itself as a top producer of NBA-ready talent, totaling 33 NBA Call-Ups and developing 25 Lakers assignment players since the team's inaugural season in 2006-07.

The 2018-19 season saw a multitude of players achieve personal success, as the team produced a trio of NBA Call Ups to the Los Angeles Lakers. Andre Ingram made his return to the NBA following his stellar debut to close out the 2017-18 season. Scott Machado was named the NBA G League Player of the Month in March and appeared in four games for Los Angeles. South Bay's leading rebounder, Jemerrio Jones, also saw some time with the Lakers, averaging 4.5 points and 8.2 rebounds in six games for the purple and gold.

A team with an emphasis on development, the South Bay Lakers helped develop current Laker Alex Caruso from a two-way player into a key contributor to the team. The point guard appeared in 25 games for Los Angeles last season, averaging 9.2 points and 3.1 assists, and put together his finest performance in the road finale, scoring a career-high 32 points to go along with 10 rebounds, five assists and two steals.

A record 28 NBA G League teams will hit the court in 2019-20: the Agua Caliente Clippers of Ontario (LA Clippers), Austin Spurs (San Antonio), Canton Charge (Cleveland), Capital City Go-Go (Washington), College Park Skyhawks (Atlanta), Delaware Blue Coats (Philadelphia), Erie BayHawks (New Orleans), Fort Wayne Mad Ants (Indiana), Grand Rapids Drive (Detroit), Greensboro Swarm (Charlotte), Iowa Wolves (Minnesota), Lakeland Magic (Orlando), Long Island Nets (Brooklyn), Maine Red Claws (Boston), Memphis Hustle (Memphis), Northern Arizona Suns (Phoenix), Oklahoma City Blue (Oklahoma City), Raptors 905 (Toronto), Rio Grande Valley Vipers (Houston), Salt Lake City Stars (Utah), Santa Cruz Warriors (Golden State), Sioux Falls Skyforce (Miami), South Bay Lakers (L.A. Lakers), Stockton Kings (Sacramento), Texas Legends (Dallas), Westchester Knicks (New York), Windy City Bulls (Chicago) and the Wisconsin Herd (Milwaukee).



PRIMARY LOGO



SECONDARY LOGO

SOUTH BAY LAKERS

UCLA Health Training Center
2275 E. Mariposa Avenue
El Segundo, CA 90245
www.sblakers.com

President / CEO: Joey Buss
General Manager: Nick Mazzella
Manager, Business Administration: D.J. Dikitanan

DATE	OPPONENT	TIME	DATE	OPPONENT	TIME	DATE	OPPONENT	TIME
November			January			March		
Sat. 9	Oklahoma City	5:00 PM	Thu. 2	@ Sioux Falls	4:30 PM	Mon. 2	@ Salt Lake City	6:00 PM
Wed. 13	@ Agua Caliente	7:00 PM	Sat. 4	@ Texas	5:30 PM	Wed. 4	Stockton	7:00 PM
Thu. 14	Sioux Falls	7:00 PM	Wed. 8	Iowa	7:00 PM	Sat. 7	@ Stockton	7:00 PM
Mon. 18	@ Memphis	5:00 PM	Sat. 11	Rio Grande V.	5:00 PM	Tue. 10	@ Agua Caliente	7:00 PM
Wed. 20	@ Iowa	5:00 PM	Sun. 12	Austin	5:00 PM	Wed. 11	Austin	7:00 PM
Sun. 24	Sioux Falls	5:00 PM	Tue. 14	@ Oklahoma City	5:00 PM	Fri. 13	Agua Caliente	7:00 PM
Fri. 29	@ Austin	5:30 PM	Fri. 17	@ Memphis	5:00 PM	Mon. 16	N. Arizona	7:00 PM
Sat. 30	@ Rio Grande V.	5:30 PM	Mon. 20	@ Delaware	10:00 AM	Sat. 21	Oklahoma City	5:00 PM
December			Wed. 22	@ Long Island	4:00 PM	Mon. 23	Salt Lake City	7:00 PM
Wed. 4	Grand Rapids	7:00 PM	Sat. 25	Fort Wayne	2:00 PM	Wed. 25	Texas	7:00 PM
Thu. 5	@ Salt Lake City	6:00 PM	Sun. 26	@ Santa Cruz	5:00 PM	Sat. 28	@ Santa Cruz	7:00 PM
Sat. 7	Memphis	5:00 PM	February			*all times pacific		
Tue. 10	Santa Cruz	7:00 PM	Sat. 1	@ Rio Grande V.	5:30 PM			
Fri. 13	N. Arizona	7:00 PM	Tue. 4	@ Oklahoma City	5:00 PM			
Sun. 15	Stockton	5:00 PM	Sat. 8	Memphis	5:00 PM			
Tue. 17	@ Stockton	7:00 PM	Wed. 12	Salt Lake City	7:00 PM			
Sat. 28	@ N. Arizona	4:00 PM	Wed. 19	@ Texas	5:00 PM			
Tue. 31	Texas	7:00 PM	Thu. 20	@ Austin	5:30 PM			
			Sun. 23	@ Iowa	2:00 PM			
			Wed. 26	Santa Cruz	7:00 PM			
			Sun. 29	Agua Caliente	5:00 PM			



The NBA 2K League, a professional esports league co-founded by the NBA and Take-Two Interactive Software, Inc. (NASDAQ:TTWO), launched in 2018 and features the best NBA 2K players in the world. Each of the league's 22 teams features six players who compete as unique characters in 5-on-5 play against the other teams in a mix of regular-season games, tournaments and playoffs. During the 2019 season, NBA 2K League partners included Anheuser-Busch, AT&T, Champion Athleticwear, Dell, Facebook, HyperX, Intel, New Era, Raynor Gaming, SCUF Gaming, Snickers, Stance, Tencent, Twitch and YouTube. For more information about the NBA 2K League, visit NBA2KLeague.com.

Lakers Gaming was one of four expansion teams to join the league in 2019, competing in the 18-week regular season. Teams live in their home markets during the season and compete in league play each week at the NBA 2K League Studio Powered by Intel in New York. Weekly regular season matchups take place on Wednesdays, Thursdays and Fridays throughout the year.

SEASON RECAP

Lakers Gaming wrapped up their inaugural season in 2019, and the year was highlighted by the individual performances of its first six players to ever suit up for the team.

Mitchell "Mooty" Franklin was the first player ever selected to Lakers Gaming when the team chose him with the fourth overall pick in the 2019 NBA 2K League Expansion Draft. Mooty averaged 9.1 points, 11.0 rebounds, 3.2 assists, 1.8 assists and 1.5 blocks in his first season with Lakers Gaming. The team's starting center finished the season ranked fourth in the league in blocks per game and 11th in rebounds per game. He tallied seven double-doubles on the year and blocked multiple shots in five games. Mooty's best game of the year came against NetsGC where he tallied 14 points, 12 rebounds, two steals and five blocks.

Jordan "Vert" Gates, acquired in a trade before the 2019 season, averaged 10.5 points, 1.4 rebounds, 5.4 assists and 1.6 steals while playing four different positions during the year. He played the last seven games of the year as the team's point guard and recorded two double-doubles while averaging 12.3 points and 9.1 assists as the lead ball handler. Vert flashed his point guard abilities against Pistons GT, recording 14 points, three rebounds and 13 assists.



PRIMARY LOGO



SECONDARY LOGO



2019-20 LAKER GIRLS

Entering their 41st season and long considered the premier dance squad of the NBA, the Los Angeles Laker Girls have undoubtedly earned a place in team history right alongside the greats who have worn a Lakers uniform.

Impressed with the collegiate look and spirit that existed at USC and UCLA in the late 1970's and seeking to bring that same atmosphere to Lakers home games, then-new owner Dr. Jerry Buss brought together former songleaders from both universities to form the original Laker Girls in 1979.


After becoming known almost immediately for their unique and innovative dance routines, routines which actually helped spawn trends in music videos, it wasn't long before the Laker Girls were the glamour dance group of the NBA and a household name nationwide. What had first begun as an experiment ultimately resulted in a trend-setting tradition.


Over the years, the Laker Girls have evolved into an even more professional dance squad while maintaining that same collegiate spirit that brought about their positive reputation.

The 2019-20 squad consists of 22 talented, intelligent and energetic young ladies chosen from over 200 candidates. With each position considered a part-time job, each member of the Laker Girls is also involved in academic pursuits, theatrical/dance careers, or non-entertainment careers.


Beyond dancing at Lakers home games, the Laker Girls have become ambassadors for the organization and NBA worldwide. While active in the local community with various personal appearances throughout the season at many non-profit and charitable functions, Laker Girls have also been chosen to represent the NBA globally on the continents of Asia, Europe and Australia. In addition, Laker Girls have also been afforded the opportunity to support and visit our military troops in places abroad such as Italy, Bosnia, Korea, Japan, Israel and Sarajevo.

Whether it is a community appearance, a clinic on foreign soil, a television show cameo or a game-night dance routine, the Laker Girls' positive image is an integral part of the Los Angeles Lakers. While other NBA teams have followed suit and created dance or performance squads of their own, the Laker Girls still remain the standard by which all other teams are measured.





LAUREN CARTER
Murrieta, CA
1st Year



JENNA CHIABAI
Manhattan Beach, CA
1st Year




TATIANA CORONA
Rowland Heights, CA
3rd Year




JANAYA CRADLE
Orange, CA
1st Year




KATIE DEROCHEERS
Corona, CA
1st Year




HAYLEY DOON
Glendale, CA
1st Year



VALERIE ENCISO
Los Alamitos, CA
1st Year



KELLY EUSTIS
Simsbury, CT
2nd Year



NICOLE GEIS
Laguna Hills, CA
1st Year



BRANDEJA GUINN
Oakland, CA
1st Year




CAMERYN HERNANDEZ
Upland, CA
3rd Year




SAMMY HURST
Temecula, CA
1st Year



SARAH JANDRA
Torrance, CA
2nd Year



RACHEL LAMCKEN
Brigantine, NJ
1st Year




KIANNA LEE
Huntington Beach, CA
2nd Year



SHAIANNE POWELL
Pasadena, CA
1st Year



AMANDA SADIS
Kirkland, WA
1st Year



MADISON SNYDER
Gilbert, AZ
2nd Year



SHADE ST. JUSTE
Miami, FL
1st Year



EMILY SUTTON
Moorpark, CA
1st Year



ALEXANDRA TAMAYO
Santa Paula, CA
1st Year



CATEY THOMSON
La Habra Heights, CA
1st Year



CONTACT

For Information concerning Laker Girl appearances, please visit Lakers.com



JESSICA ELLIOTT
Director



STAPLES Center is celebrating its 20th anniversary year and has undoubtedly developed an unrivaled reputation for excellence having established itself as the Sports and Entertainment Center of the World. Beginning twenty years ago with Bruce Springsteen and the E Street Band's opening night concert on October 17, 1999, more than 75 million guests have come to the AEG-owned and operated STAPLES Center to attend a schedule of prestigious concerts, sporting events, award shows, family shows and other major attractions unmatched by any arena.

As the home of four professional sports franchises, the NBA's Los Angeles Lakers and Los Angeles Clippers, the NHL's Los Angeles Kings, and the WNBA's Los Angeles Sparks, STAPLES Center has proven to be a home court advantage for the local teams with the Lakers capturing five NBA Championships and the Kings winning two Stanley Cup titles since 1999, while the Sparks captured back-to-back WNBA Championships in their first two STAPLES Center campaigns and brought home their third WNBA Championship in June 2016.

STAPLES Center continues to distinguish itself as the host of major, high-profile events of national and international distinction including the 2004, 2011 & 2018 NBA All-Star Weekends, the 2002 & 2017 NHL All-Star Games and 2010 NHL Draft, 2002 U.S. Figure Skating Championships, the 2000 Democratic National Convention, 2009 ISU World Figure Skating Championships, 17 of the last 19 GRAMMY Award shows, 11 X Games competitions, four WTA Tour Championships, 12 Pac 12 Men's Basketball Championship tournaments, 2013 & 2018 NCAA Division I Men's Basketball Championship West Regional and the Michael Jackson Public Memorial Service on July 7, 2009.

STAPLES Center's first 20 years have also been marked with performances and special events that brought international stature to Los Angeles' sports & entertainment legends including concerts starring Taylor Swift, Adele, Mana, Prince, U2, Garth Brooks, Beyoncé, Usher, Paul McCartney, Don Henley, Bon Jovi, Madonna, Christina Aguilera, Justin Timberlake, Phil Collins, The Rolling Stones, Dave Matthews, Britney Spears, Rod Stewart, Eric Clapton, Janet Jackson, Jay-Z, Simon & Garfunkel, Van Halen, Dixie Chicks, John Mayer, Shania Twain, Peter Dinklage, Ricky Martin, Tina Turner, Kanye West, Luis Miguel, Billy Joel, Lionel Richie, Reba McEntire, Crosby, Stills, Nash & Young, Faith Hill & Tim McGraw, Kenny Chesney, Rod Stewart, Tool, Shakira, Depeche Mode, Cher, Bette Midler, Lady Gaga, Keith Urban, Mariah Carey, Eurythmics, Googoo, The Police, Bob Seger, Lady Antebellum, Katy Perry, Marco Antonio Solis, and a Millennium New Year's Eve spectacular starring the Eagles, Jackson Browne and Linda Ronstadt; world championship boxing including Lennox Lewis vs. Vitali Klitschko for the World Heavyweight Championship and the first-ever Latin Grammy Awards. In addition, the arena has hosted multiple sold-out WWE dates, UFC events, over 25 nights of boxing, Disney on Ice, Walking with Dinosaurs and the Harlem Globetrotters.

STAPLES Center's charitable activities are a part of AEG 1Community and its AEG Community Foundation. AEG 1Community seeks to reach beyond the traditional boundaries of business to support the communities where the organization operates. AEG believes that corporate philanthropy and community engagement play a critical role in helping communities thrive and STAPLES Center strives to be civic leaders by working to improve the economic and social well-being of local communities where the company operates. Over the last 10 years, company-affiliated foundations and programs have contributed over \$120 million in direct financial and in-kind support of charitable, community and civic programs that focus on children and youth in the areas of education, the arts and health and wellness. The AEG Community Foundation was established to build on AEG's unwavering commitment to serving children and families through grantmaking. The mission of the Foundation is to support children and families in need through grantmaking in the areas of K-12 education, the arts and health and wellness. We believe that corporate philanthropy and community engagement play a critical role in helping communities thrive.

STAPLES Center and L.A. LIVE serve as the hub for community engagement during the holiday season and support employee volunteerism activities such as a company-wide Day of Service. Through a partnership with City Year, employees volunteer to refurbish local public schools by providing supplies, painting, cleaning and gardening services. During AEG's Season of Giving, held throughout the month of December, the foundation spotlights more than two dozen local charities and community-based organizations and provides non-profits a platform to collect food, hold blood drives, register volunteers, educate the public and sign up mentors.

STAPLES Center has been designed with the fans of Los Angeles in mind. Guests who attend events are treated to the finest entertainment experience imaginable. The arena has free public Wi-Fi, over 840 Toshiba flat panel televisions and (as part of a specially designed \$1.5 million facility-wide sound system) and 675 separate speakers outside of the seating area, so fans never miss any of the sights or sounds of a STAPLES Center event. Also featured is a \$2 million specialty lighting package and other state-of-the-art amenities. In 2010, STAPLES Center unveiled its new \$10 million center-hung video LIVE 4HD Scoreboard specially designed for the arena.

Along STAPLES Center's five concourses are 23 refreshment stands offering a variety of dining choices including the Smokehouse BBQ on City View Terrace, a one-of-a-kind outdoor dining experience with a spectacular view of L.A. LIVE and the downtown Los Angeles skyline. The TEAM LA store located on the main concourse is a retail store featuring official merchandise from the teams and events that call STAPLES Center home with satellite locations throughout the facility and L.A. LIVE. Finally, the arena provides 55 public restrooms including three family restrooms.

Perhaps the greatest emphasis throughout STAPLES Center's development has been the recruitment and training of its guest services and security staff. The STAPLES Center experience is second-to-none from the entertainment environment to the staff's commitment to making every guest's visit a memorable one. Never before has an arena had the amenities, features and commitment to quality service that STAPLES Center offers to the fans and the City of Los Angeles. STAPLES Center continues to set new standards for the arena industry. Located directly across the street from STAPLES Center is L.A. LIVE, a one-of-a-kind sports and entertainment district in downtown Los Angeles. The four million square foot destination features Microsoft Theater, The GRAMMY Museum, Conga Room and The Novo, giving L.A. LIVE more music per square foot than any other location in the world. The district offers a rich mix of local, regional and national restaurants including Wolfgang Puck Bar and Grill, Rosa Mexicano, Yard House, Katsuya, Fleming's Prime Steakhouse & Wine Bar, Rock 'N Fish, Lawry's Carvery, Tom's Urban, Smashburger, Red Mango, Starbucks, BOCA at the Conga Room, WP24 and others. L.A. LIVE also features 100,000 square feet of special event and hospitality space and the famous Lucky Strike Lanes and Lounge. The development also includes a 54-story, 1,001-room convention "headquarters" hotel (combining JW Marriott and The Ritz-Carlton brands and 224 luxury condominiums – The Ritz Carlton Residences at L.A. LIVE), the 14-screen Regal L.A. LIVE: A Barco Innovation Center theater featuring the RealD Premiere Cinema, along with ESPN's West Coast broadcast headquarters. Also home to annual award shows including the American Music Awards, EMMYS, ESPYS and BET Awards, L.A. LIVE is recognized worldwide for offering an incomparable and unforgettable entertainment experience.



STAPLES CENTER
1111 SOUTH FIGUEROA ST.
LOS ANGELES, CA 90015



SEATING

18,997 for Los Angeles Lakers
 19,060 for LA Clippers
 18,230 for Los Angeles Kings
 12,947 for Los Angeles Sparks
 20,000 for Concerts and Boxing
 154 Private Suites, 16 Event Suites (event-by-event basis)
 20 Premier Lounges, 7 Premier Tables (in the San Manuel Club)
 2,589 Premier Seats (referred to as Club Seats in other venues)

ATTENDANCE & EVENT FACTS

Hosted over 5,000 events since 10/17/99, 75 million+ fan attendance

BUILDING

10-acre site; nearly one million square ft. internal space; length - 764 ft. by 400 ft.; height - 150 ft. to 110 ft.; \$407 million cost, privately financed

KEY DATES

Staples Inc. becomes "Naming Rights Partner" (12/1/97)
 Groundbreaking (3/26/98)
 First Event: Bruce Springsteen and the E Street Band (10/17/99)
 First Regular Season Lakers Game vs. Vancouver (11/3/99)
 Lakers win 2000 NBA title in Game 6 vs. Indiana (6/19/00)
 Lakers win 2010 NBA title in Game 7 vs. Boston (6/17/10)

CONVERSIONS & DOUBLE HEADERS

Hockey-Basketball: 1 hr, 50 min / Basketball-Basketball: 1 hr
Completed more than 205 doubleheaders in 19 seasons

PROJECT

Owner/Developer - AEG and L.A. Arena Company
 General Contractor - PCL Construction
 Architect - NBBJ Sports and Entertainment

STAPLES CENTER MEDIA CONTACTS

Michael Roth - Vice President of Communications
 (213) 742-7155 or mroth@staplescenter.com
 Cara Vanderhook - Vice President, Marketing and Communications
 (213) 742-7273 or cvanderhook@staplescenter.com

GAME NIGHT

PRIMARY MEDIA ENTRANCE: Private entrance adjacent to 11th Street Entrance (between Figueroa and Georgia Streets), "Ralph Lawler Media and Team Member Entrance."

MEDIA WILL CALL: Ralph Lawler Media Entrance

PRESS ROOM: Stairway from Primary Media Entrance leads directly to Chick Hearn Press Room on Event Level.

MEDIA WORK ROOM: Connected to Press Room on Event Level.

PRESS BOX: The Bob Miller Press Box is above the Upper Concourse on the west side of STAPLES Center. Accessible via stairway on Upper Concourse and by elevators located across from the press room on Event Level.

LOCKER / DRESSING ROOMS: Event Level, east side of arena

GENERAL WILL CALL: Located at Box Office near Star Plaza Entrance, off Chick Hearn Court/11th Street.

PARKING & TRAFFIC INFORMATION: (213) 742-7275

STAPLES CENTER ONLINE

Web Site www.staplescenter.com
 Twitter @STAPLESCenter
 Facebook facebook.com/staplescenter
 Instagram & Snapchat @STAPLESCenterLA
 Mobile App available to download from iTunes & Droid Market

TRANSPORTATION PHONE NUMBERS

Yellow Cab (800) 272-8294
 Checker Cab (800) 300-5007
 Bell Cab (800) 666-6664
 L.A. Taxi (213) 627-7000
 Metro Rail and Metro Buses (800) COMMUTE
 LADOT/DASH/Commuter Exp. 213-808-2273

STAPLES CENTER PHONE NUMBERS

Parking Office (213) 742-PARK
 Guest Services/Guests w/ Disabilities (213) 742-7FAN
 Hearing Impaired (TTY/TDD) (213) 742-7889

DIRECTORY

Guest Services Center	Main Concourse/Aisle 12 Upper Concourse/Aisle 6
Wells Fargo ATMs	Main Concourse/Aisle 12 and Aisle 4 Suite Level A/Across from PR 16 Upper Concourse/Aisle 19 Star Plaza (outside of arena)
Box Office	Main Concourse/Aisle 19 Star Plaza (outside of arena)
First Aid	Main Concourse/Aisle 4 Upper Concourse/Aisle 21
Lost & Found	Guest Srvcs.: M. Concourse/Aisle 12
TEAM LA	Main Concourse/Aisle 22
Merchandise Kiosks & Stands	Main Concourse/Aisles 1 & 13 Upper Concourse/Aisles 2 & 18 Suite Level A Upper Concourse/Section 301
All In	Upper Concourse/Section 109
Blaze Pizza	Upper Concourse/Section 334
Coca-Cola Area	Main Concourse/Section 104
Cooler by Budweiser	Upper Concourse/Section 301
Cocktails (Bar)	Upper Concourse/Section 302 & 317
Dave's Doghouse	Main Concourse/Section 102 & 112
Deli & Dash	Main Concourse/Section 115
Eats	Main Concourse/Section 106 Upper Concourse/Section 318
11th Street Bar & Lounge	Main Concourse/Section 109
Figueroa Bar	Main Concourse/Section 101
Golden Road Brew House	Main Concourse/Section 119
Goose Island Pub	Main Concourse/Section 108
Impact Sports Bar & Grill	Main Concourse/Section 116
Ludo Bird	Main Concourse/Section 119
Salt & Char	Main Concourse/Section 114 Upper Concourse/Section 334
Outtakes - AFC Sushi	Main Concourse/Section 104
Smokehouse BBQ	Upper Concourse/Section 325
Tap Haus	Main Concourse/Section 113 & 118
Wahoo's Fish Taco	Main Concourse/Section 117
Wetzel's Pretzels	Main Concourse/Section 103 & 113 Upper Concourse/Section 316

SUITE LEVEL A

Buss Stop Lounge, Cooke's Corner Lounge, Lexus Club, San Manuel Club, Skyline Grill, Spotlight Grill, Team LA Merchandise Kiosk, Easy Center, Conference Rooms (meeting rooms A, B & C)

SUITE LEVEL B / SUITE LEVEL C

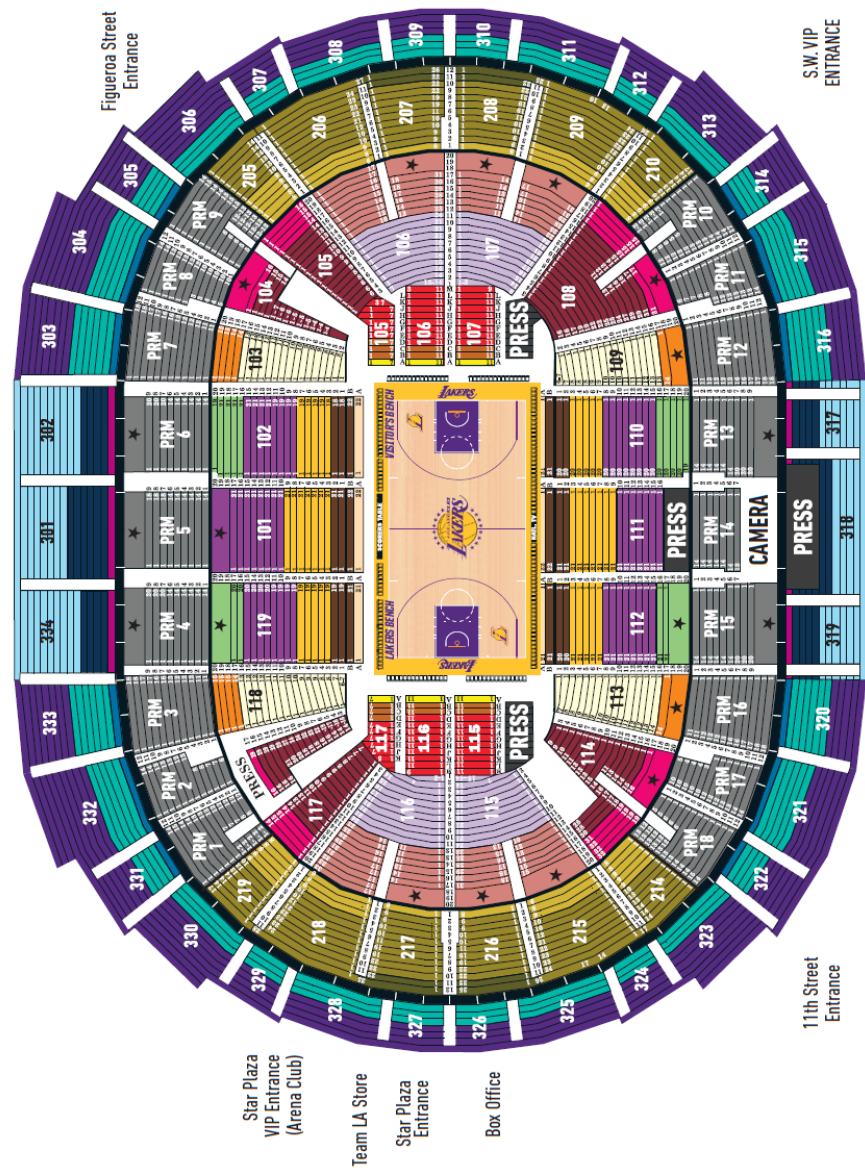
The Centurion Suite by American Express / Hyde Lounge

LA LIVE RESTAURANTS

Boca	(866) 952-6642
Fleming's Prime Steakhouse	(213) 745-9911
Glance Lobby Bar	(213) 216-3390
Glance Restaurant	(213) 765-8630
Illy Espressoamente	(213) 216-3390
Katsuya	(213) 747-9797
Lucky Strike Lanes	(213) 542-4880
Nest at WP24	(213) 743-8824
Red Mango	(213) 746-2646
Rock'N Fish	(213) 748-4020
Rosa Mexicano	(213) 746-0001
Shaquille's	(213) 746-7427
Smashburger	(213) 631-3355
Starbucks	(213) 748-1009
The Mixing Room	(213) 216-3390
Tom's Urban	(213) 746-8667
Upour Floor at Tom's Urban	(213) 746-8667
Wolfgang Puck Bar & Grill	(213) 748-9700
WP24 at The Ritz-Carlton	(213) 743-8824
Yard House	(213) 745-9273

2019-20 SEATING CHART

FOR COMPLETE LAKERS TICKETING INFORMATION, INCLUDING PRICES, GO TO: [LAKERS.COM/TICKETS](https://www.lakers.com/tickets)



ESPN LA

((710 AM))

THE MORNING SHOW

KEYSHAWN,
LZ & TRAVIS

6 - 10 AM



STEPHEN
SMITH
SHOW

10 AM - 12 PM

the

WILL CAIN

show

12 - 3 PM



3 - 6:30 PM



LOS ANGELES LAKERS 2019-20 SCHEDULE

For Lakers Info and Season Seats call (310) 426-6031

All home games played at STAPLES Center



HOME



AWAY

All times Pacific Standard/Daylight Time.

OCTOBER 2019						
SUN	MON	TUE	WED	THU	FRI	SAT
		1	2	3	4	5 5:00 PM @GSW
6	7	8	9	10 4:30 AM BKN	11	12 4:30 AM BKN
13	14 7:30 PM GSW	15	16 7:30 PM GSW	17	18 7:30 PM @GSW	19
20	21	22 7:30 PM @LAC	23	24	25 7:30 PM UTA	26
27 6:30 PM CHA	28	29 7:30 PM MEM	30	31		

DECEMBER 2019						
SUN	MON	TUE	WED	THU	FRI	SAT
1 1:00 PM DAL	2	3 6:00 PM @DEN	4 6:00 PM @UTA	5	6 7:30 PM @POR	7
8 6:30 PM MIN	9	10	11 4:00 PM @ORL	12	13 5:00 PM @MIA	14
15 3:00 PM @ATL	16	17 4:00 PM @IND	18	19 5:00 PM @MIL	20	21
22 6:30 PM DEN	23	24	25 5:00 PM LAC	26	27	28 7:00 PM @POR
29 6:30 PM DAL	30	31				

FEBRUARY 2020						
SUN	MON	TUE	WED	THU	FRI	SAT
						1 7:00 PM @SAC
2	3	4 7:30 PM SAS	5	6 7:30 PM HOU	7	8 5:30 PM @GSW
9	10 7:30 PM PHX	11	12 7:00 PM @DEN	13	14 ALL ★ STARS	15 ALL ★ STARS
16 ALL ★ STARS	17	18	19	20	21 7:30 PM MEM	22
23 ABC 12:30 PM BOS	24	25 TNT 7:00 PM NOP	26	27 TNT 7:30 PM @GSW	28	29 5:00 PM @MEM

APRIL 2020						
SUN	MON	TUE	WED	THU	FRI	SAT
			1 7:30 PM IND	2	3	4 7:00 PM @SAC
5 6:30 PM OKC	6	7 7:30 PM CHI	8	9 7:30 PM GSW	10	11
12 6:30 PM MIN	13	14 7:30 PM SAC	15 7:00 PM @PHX	16	17	18

NOVEMBER 2019						
SUN	MON	TUE	WED	THU	FRI	SAT
					1 6:30 PM @DAL	2
3 4:00 PM @SAS	4	5 5:00 PM @CHI	6	7	8 7:30 PM MIA	9
10 6:30 PM TOR	11	12 6:00 PM @PHX	13 7:00 PM GSW	14	15 7:30 PM SAC	16
17 6:30 PM ATL	18	19 7:30 PM OKC	20	21	22 5:00 PM @OKC	23 5:00 PM @MEM
24	25 5:30 PM @SAS	26	27 6:30 PM @NOP	28	29 7:30 PM WAS	30

JANUARY 2020						
SUN	MON	TUE	WED	THU	FRI	SAT
			1 7:30 PM PHX	2	3 7:30 PM NOP	4
5 7:00 PM DET	6	7 7:30 PM NYK	8	9	10 5:30 PM @DAL	11 5:00 PM @OKC
12	13 7:30 PM CLE	14	15 7:30 PM ORL	16	17	18 5:30 PM @HOU
19	20 4:30 PM @BOS	21	22 4:30 PM @NYK	23 5:00 PM @BKN	24	25 ABC 5:30 PM @PHI
26	27 TNT 7:00 PM LAC	28	29	30	31 7:30 PM POR	

MARCH 2020						
SUN	MON	TUE	WED	THU	FRI	SAT
1 5:00 PM @NOP	2	3 7:00 PM PHI	4	5	6 7:30 PM MIL	7
8 ABC 12:30 PM @LAC	9	10 7:30 PM BKN	11	12 7:30 PM HOU	13	14
15 6:00 PM DEN	16 6:00 PM @UTA	17	18 7:00 PM UTA	19	20	21 4:00 PM @CHA
22 3:00 PM @DET	23	24 4:30 PM @TOR	25	26 4:00 PM @CLE	27	28 5:00 PM @WAS
29 5:00 PM @MIN	30	31				

RADIO AND TELEVISION

RADIO: All home & away games are on ESPNLA 710AM & 1330 AM TU LIGA. Radio broadcasts start 15 minutes earlier than times shown.

TV: All home and away games are on Spectrum SportsNet except where noted as ESPN, TNT or ABC at times indicated.