

2015-16 MEDIA GUIDE

# THE PERFECT FLIGHT

TAKES OFF AT THE CURB.



OFFICIAL AIRLINE OF  
THE LOS ANGELES LAKERS



[LAXTOLUX.COM](http://LAXTOLUX.COM)

KEEP CLIMBING



# *In Memoriam*

*The Lakers family lost three dear members in the past year*



## *J*ACK HALEY 1964-2015

Born in Long Beach, Jack Haley spent the majority of his life in Southern California, attending high school in Huntington Beach before playing collegiately at Golden West College and UCLA. Selected by the Chicago Bulls in the 1987 NBA Draft, Haley went on to play nine seasons in the NBA, including the 1991-92 season with the Lakers, and was a part of the 1995-96 Bulls team that won 72 regular season games and the NBA Championship. Following his playing career, Haley spent time as an NBA assistant coach and was a broadcaster for Fox Sports Net West/Prime Ticket, covering the Lakers.



## *R*ODNEY "HOT ROD" HUNDLEY 1934-2015

One of the most respected broadcasters in NBA history, Rodney "Hot Rod" Hundley spent the entirety of his six-year NBA playing career with the Lakers organization. A two-time All-Star, Hundley was with the team in its inaugural season in Los Angeles (1960-61). Following his playing career, the first overall pick in the 1957 NBA Draft began his illustrious broadcasting career, spending four seasons calling games for the Lakers in addition to the Phoenix Suns and Utah Jazz, spending 35 years with the latter, who hung a banner and renamed their press room in his honor as a tribute to his dedication.



## *J*OE McDONNELL 1956-2015

Joe McDonnell was a fixture in the Los Angeles media scene for over 35 years. His "love and support of the Lakers" was always appreciated, said Jeanie Buss on behalf of the organization after "Big Joe's" passing, adding that Lakers "players, coaches, and staff enjoyed working with and knowing Joe." Affectionately referred to by some as the epitome of the Los Angeles sports fan, Joe was an impactful radio and print presence during his time covering events in Southern California.

The 2015-16 Los Angeles Lakers Media Guide was written and edited by Calder Hynes. Co-edited by Daniel Ramirez with assistance from John Black. Photography by Andrew Bernstein, Wen Roberts, and NBA Photos.

Cover design by J Alexander Diaz. Statistical assistance from Bob Rosen, Chris Thorn, and the Elias Sports Bureau.

All NBA and team insignia depicted in this publication are the property of NBA Properties, Inc. and the respective teams of the NBA and may not be reproduced for commercial purposes without the prior written consent of NBA Properties, Inc.

The information contained in this publication was compiled by the Los Angeles Lakers and is provided as a courtesy to our fans and the press and may be used only for personal or editorial purposes. Any commercial use of this information is prohibited without the prior written consent of the Los Angeles Lakers.

Copyright © 2015 Los Angeles Lakers

---

**REMEMBERING A LEGEND**

---

In August of 2002, the Los Angeles Lakers lost a cherished family member with the passing of Chick Hearn. More than an announcer, Chick embodied the spirit and determination that have made the Los Angeles Lakers champions 16 times over. The Lakers lone play-by-play voice since the team moved to Los Angeles prior to the 1960-61 season, Chick was the Lakers for the better part of four decades. With his words-eye-view of the game and colorful chickisms making his broadcasts truly one of a kind, it is a streak of unmatched proportions that will perhaps be Chick's lasting legacy. Beginning in Los Angeles on November 21, 1965 against the Philadelphia 76ers, Chick went on to broadcast 3,338 consecutive regular and postseason games, with the streak culminating in a 101-85 victory over the same Warriors on December 16, 2001. Two days later Chick underwent surgery to replace the aortic valve in his heart. The surgery was a success and Chick was expected to make a full recovery.

Anticipating a return to the broadcast booth on March 1, Chick was again befallen by bad luck as he suffered a hip fracture in a fall on February 17. This additional setback would force Chick to undergo a second surgery and more rehabilitation. Again, however, he persevered and on April 9th, returned to the booth to broadcast the Lakers 112-82 victory over the Utah Jazz. Shortly into the broadcast of a game that began with the sellout crowd of 18,997 giving Chick an extended standing ovation, the legendary announcer gratefully exclaimed, "This is the happiest I've been since I married Marge!"

Chick, along with his announcing partner of 15 years, Stu Lantz, broadcast the Lakers final five regular season games and each of the Lakers 19 playoff games. With Chick returning to his familiar position behind the mic, the Lakers season culminated on June 12 in New Jersey with their third consecutive NBA championship.



The refrigerator door might have closed for the final time on that June evening as the Lakers defeated the New Jersey Nets, but Chick will forever be remembered for the fervor and passion that he brought to each and every Lakers broadcast.

---

**A TRIBUTE FROM MIKE WALDNER**

---

As a tradition set forth in the 2004-05 edition of the Lakers media guide, the Los Angeles Lakers organization will select a prominent Southern California media member each year to pen a tribute to Chick and carry on his legacy with a favorite story or anecdote about the man who came to be known as the "Voice of the Lakers."

This year, the Los Angeles Lakers are pleased to have Mike Waldner share some of his stories about the broadcasting icon. Waldner started covering the Lakers for the Daily Breeze in 1964 when Bob Short was the out-of-town owner, Lou Mohs the general manager, and Fred Schaus the coach. The team practiced in the old Loyola University gym back then (this was before the school became Loyola Marymount University) and played in the Sports Arena. Mike became sports editor-columnist for the newspaper, which grew into the Copley-owned Daily Breeze-Santa Monica Evening Outlook-San Pedro News Pilot three paper conglomerate. He continues writing a sports column weekly for the Daily Breeze, which now is part of the Los Angeles Newspaper Group.

-----  
**S**omeone says "faster than a speeding bullet" during a Lakers game.

Your response?

"Chick Hearn's delivery."

The legendary voice of the Lakers on radio and television was famed for his rapid-fire delivery, the words coming out faster than "Magic takes the outlet pass from the Captain, blasts up court, head swivels left and right, feeds Silk who scores on a 22 foot, 3 inch layup from the right corner."

Only with Chick it was "Magictakestheoutletpass" etc.

Words, sentences, paragraphs and even whole pages about the game ran together. Amazingly, what he had to say, and to suggest he had a lot to say would be an understatement, came out clear as a bell.



The listener knew Kareem Abdul-Jabbar, the captain of the Lakers, had grabbed the defensive rebound and immediately passed to Earvin "Magic" Johnson, who quickly advanced the ball up court and threaded one of his 10,141 assists to sharp-shooter Jamaal Wilkes, who pulled up and scored on a smooth-as-silk outside jump shot.

Chick saw it all, and talked about all the Lakers, from the Elgin Baylor-Jerry West years to the Showtime era built around Abdul-Jabbar and Johnson to Shaquille O'Neal and Kobe Bryant and then Bryant sans Shaq.

Francis Dayle Hearn, a product of Aurora, Illinois, about twice the distance from Chicago as Torrance is from STAPLES Center, became the voice of the Lakers in 1961. At one point, he called a remarkable 3,338 consecutive games. It took heart bypass surgery to end the streak. The only surprise was Chick could not talk the doctors into allowing him to broadcast a play-by-play account of the operation.

Chick also was known for his colorful way with words ranging from turning Abdul-Jabbar's sweeping hook shot into the "Sky Hook" and then when Johnson added a little running hook to his arsenal it had to be the "Baby Sky Hook."

He declared games over by announcing, "This one is in the refrigerator, the Jell-O is jigglin' (and so on)." The "so on" generally included butter and eggs and then might vary to include just about anything but goat cheese.

When whistles blew because a player trying to steal the ball was cited for fouling "he got caught with his hand in the cookie jar."

That Abdul-Jabbar-to-Johnson-to-Wilkes play unfolded "from left to right on your radio dial."

Wilt Chamberlain had a favorite post move, a hard-to-describe twist toward the basket, extend his arm and let the ball roll off his hand. It was not a drop-step move. It certainly was not a hook, sky or otherwise. It was, Chick told us, "a finger roll."

A player dribbling the ball was "yo-yoing." If a player missed what Chick deemed an easy shot "Marge (his wife) could have made that shot." When an official called a foul Chick did not deem an infraction it was a "ticky-tack call."

Just as famous, and popular as putting the game "in the refrigerator" was his call when a player on defense overreacted to a head or ball fake, leaving the offensive player with an open shot. The offender who had violated the age-old admonition about not leaving your feet now found himself "in the popcorn machine."

And then there was the overly-flamboyant player who had "too much mustard on the hot dog." On another night it would be "the mustard's off the hot dog."

Chick's collection of nicknames was endless, ranging from "Stumpy" for 6-foot-1 Gail Goodrich to "Big Game James" for James Worthy.

Beyond this, Chick was kind and generous. He was smiling and friendly when fans visited him or just waved at him during games. He welcomed young, wet-behind-the-ears reporters into the fold.

When former player Hot Rod Hundley was easing into life after his career on the court as color commentator-traveling secretary, Chick was like a mother hen reminding him of little details in need of his attention.

Behind the scenes, Chick was witty with a needle. Friendly. Always friendly. But also ready with the needle.

One example is provided by Lyle Spencer, now the veteran MLB.com columnist, then one of those young, wet-behind-the-ears reporters covering the Lakers for the long-gone Los Angeles Herald-Examiner.

Spencer, no doubt in an eclectic style mode, remembers Chick busting him for a sweater he was wearing on a road trip. Had someone who did not know the participants overheard the conversation, he or she would have thought Chick was mad. Spencer knew otherwise.

Chick carried his mock trade all the way to the broadcast that evening, informing his listeners his low opinion of the sweater. Spencer tells the story today with a big smile.

There were occasions when the situation was flipped.

Back in the early years of the Los Angeles Lakers, Chick showed up for work one night in a new black suit with stylish pinstripes. At least he thought it was stylish. Baylor walked up during the pre-game standup commentary and ventured, just loud enough for Chick to hear, "You look like Al Capone."

Summer was the worst season of the year for Chick. To him it was the endless summer because it dragged on and on and on. And on some more. Wouldn't it ever end so they could get back to basketball with the start of training camp?

"He'd call and say he couldn't wait for the start of camp," said Mitch Chortkoff, the former beat reporter for the Daily Breeze-Santa Monica Evening Outlook-San Pedro News Pilot and now editor-sports editor of the weekly Culver City Observer.

That's a snapshot of Lakers legend Chick Hearn.





# TABLE OF CONTENTS

## LAKERS STAFF

Team Directory	6
President / Governor Jeanie Buss	7
Exec. VP, Basketball Operations Jim Buss	7
General Manager Mitch Kupchak	8
Assistant General Manager Glenn Carraro	9
Special Asst. to GM / Basketball Consultant Bill Bertka	9
Rondre Jackson / Jesse Buss / Ryan West	10
Basketball Operations Staff	11
Head Coach Byron Scott	12
Coaching Staff	13-16
Athletic Trainer Gary Vitti	17
Training Staff	17
Team Broadcasters	18-21

## THE PLAYERS

Brandon Bass	24-27
Tarik Black	28-29
Anthony Brown	30-31
Jabari Brown	32-33
Kobe Bryant	34-41
Jordan Clarkson	42-43
Michael Frazier II	44-45
Roy Hibbert	46-49
Jonathan Holmes	50-51
Marcelo Huertas	52-53
Ryan Kelly	54-57
Larry Nance Jr.	58-59
Julius Randle	60-61
D'Angelo Russell	62-63
Robert Sacre	64-67
Lou Williams	68-71
Nick Young	72-75

## THE NBA

NBA Directory	78
D-League Directory	79
NBA Key Dates	80
NBA Officials Roster	80
2014-15 Final Standings	81
2014-15 NBA Team Statistics	82-83
2014-15 NBA Highs / Lows	84
2014-15 NBA Attendance	84
2014-15 NBA Leaders	85
2015 NBA Draft	86
NBA Champions By Year	87
NBA Award Winners	88-89
NBA All-Time Single-Game Bests	90

## 2014-15 YEAR IN REVIEW

Lakers Overall Season Statistics	92
Lakers Transactions	92
Lakers Home / Road Statistics	93
2014-15 Lakers Key Dates	94
Lakers Statistical Breakdown	95
Lakers Game-By-Game	96
Lakers Miscellaneous Statistics	97-98
Lakers Highs / Lows	98

## LAKERS RECORDS & HISTORY

Season-by-Season Record	100
Championship / Coaching Summary	101
Lakers Honor Roll	102-104
Individual Regular Season Records	105-106
Team Regular Season Records	107-110
All-Time Single Game Highs	111-113
All-Time Triple-Doubles	114
Four-Point Plays	115

## LAKERS RECORDS & HISTORY (CONTINUED)

Margin of Victory / Defeat	115
Winning / Losing Streaks	116
Season-by-Season Leaders	117-119
Lakers NBA Team Leaders	119
All-Time Record by Month / Ranking	120
Lakers Ranked in NBA Top 10 By Season	121
Home Attendance Records	122
All-Time Overtime Record	123-125
Offensive Statistics by Season	126
Defensive Statistics by Season	127
All-Time Numerical Roster	128-129
Lakers All-Time Collegiate Roster	130-132
All-Time Lakers with D-League Experience	132
All-Time Career Leaders	133
Lakers Retired Numbers	134-136
Hall of Fame Minneapolis Lakers	136-137
Year-by-Year Results, Statistics & Rosters	138-204
All-Time Lakers Draft Choices	205-207
All-Time Transactions	208-215
Management History	216-218
All-Time Roster with Statistics	219-272

## PLAYOFF RECORDS

Year-by-Year Results	274
All-Time Playoff W/L Records	275
Margin of Victory / Defeat	275
Head-to-Head Results vs. Opponents	275
Lakers Playoff Career Leaders	276
All-Time Single Game Highs	277
Individual Playoff Records (Lakers)	278
All-Time Playoff Highs / Lows (Lakers)	279
Individual Playoff Records (Opponent)	280
All-Time Playoff Highs / Lows (Opponent)	281
Lakers All-Time Playoff Triple-Doubles	282
All-Time Playoff Scores	283-290

## THE OPPONENTS

Atlanta	292	Milwaukee	307
Boston	293	Minnesota	308
Brooklyn	294	New Orleans	309
Charlotte	295	New York	310
Chicago	296	Oklahoma City	311
Cleveland	297	Orlando	312
Dallas	298	Philadelphia	313
Denver	299	Phoenix	314
Detroit	300	Portland	315
Golden State	301	Sacramento	316
Houston	302	San Antonio	317
Indiana	303	Toronto	318
L.A. Clippers	304	Utah	319
Memphis	305	Washington	320
Miami	306		


## COMMUNITY RELATIONS

NBA Cares / Lakers In The Community	322-326
-------------------------------------	---------

## MEDIA & GENERAL INFORMATION

Media Guidelines & Policies	328
Public Relations Staff / Traveling Media	329
Los Angeles D-Fenders	330
Television & Radio Affiliates	331
Laker Girls	332-333
STAPLES Center Information	334-335
2014-15 Tickets & Seating	336





1985

## LAKERS STAFF

- 6 Team Directory
- 7 Jeanie Buss
- 7 Jim Buss
- 8 Mitch Kupchak
- 9 Glenn Carraro
- 9 Bill Bertka
- 10 Rondre Jackson
- 10 Jesse Buss
- 10 Ryan West
- 11 Basketball Operations
- 12 Byron Scott
- 13 Paul Pressey
- 13 Jim Eyer
- 14 Mark Madsen
- 15 Larry Lewis
- 15 Thomas Scott
- 16 Tom Bialaszewski
- 16 J.J. Outlaw
- 17 Gary Vitti
- 17 Training Staff
- 18 Stu Lantz
- 18 Bill Macdonald
- 19 Adrian Garcia Marquez
- 19 Francisco Pinto
- 20 John Ireland
- 20 Mychal Thompson
- 21 Fernando Gonzalez
- 21 Jose Mantilla
- 21 Lawrence Tanter





## TEAM DIRECTORY

### Ownership

Majority Owner  
Co-Owner  
Co-Owner  
Co-Owner  
Director

### Executive

President / Governor  
Executive Vice President, Director  
Executive Vice President, Corporate Development  
Executive Vice President, Basketball Operations / Alternate Governor  
Senior Vice President of Legal Affairs / Secretary  
General Counsel  
Senior Vice President, Finance, CFO  
COO / SVP, Business Operations / CMO / Alternate Governor  
Vice President

### Basketball Operations

General Manager  
Assistant General Manager  
President / CEO, L.A. D-Fenders / Alternate Governor  
Special Assistant to the General Manager / Basketball Consultant  
Director, Player Development  
Assistant General Manager / Director, Scouting  
Director, Player Personnel  
Scout  
International Scout  
Director, Analytics  
Associate Director, Analytics  
Assistant Coach / Director of Basketball Strategy  
Consultant / Scout  
Consultant / Statistical Analysis  
Coordinator, Basketball Operations  
Basketball Operations Assistant  
Assistant to Director, Scouting  
Head Coach  
Assistant Coach  
Assistant Coach / Director, Player Development  
Assistant Coach / Player Development  
Video Coordinator / Coach  
Video Coordinator / Player Development  
Athletic Trainer  
Strength & Conditioning Coach  
Head Physical Therapist  
Assistant Athletic Trainer  
Sports Massage Therapist  
Equipment Manager

### Team Physicians

Orthopedist  
Primary Internist  
Consultant  
Dentist

### Public Relations

Vice President, Public Relations  
Senior Manager, Public Relations  
Manager, Public Relations  
Coordinator, Public Relations  
Assistant, Public Relations

### Community Relations & Special Projects

Director, Charitable Services  
Director Emeritus  
Manager, Special Projects  
Executive Director, Lakers Youth Foundation  
Director, Community Relations  
Manager, Community Relations

### Corporate Partnerships, Ticketing & New Media

Executive Director, Corporate Partnerships  
Director, Corporate Partnerships  
Manager, Corporate Partnerships  
Vice President, Ticket Sales and Operations  
Assistant Director, Ticket Operations  
Director, New Media and Technology  
Manager, New Media  
Broadcast Partnerships Manager

### Game Operations / Entertainment

Vice President, Entertainment and Facilities  
Manager, Game Entertainment  
Public Address Announcer  
Team Photographer

### Administration

Controller  
Executive Director, Information Technology  
Director, Information Technology  
Director, Legal and Corporate Administration  
Director, Payroll and Personnel

Buss Family Trusts  
Philip F. Anschutz  
Edward P. Roski, Jr.  
Dr. Patrick Soon-Shiong  
Dan Beckerman

Jeanie Buss  
Francis R. Mariani  
Johnny Buss  
Jim Buss  
Jim Perzik  
Dan Grigsby  
Joe McCormack  
Tim Harris  
Earvin Johnson

Mitch Kupchak  
Glenn Carraro  
Joey Buss  
Bill Bertka  
Rondre Jackson  
Jesse Buss  
Ryan West  
Kevin Grevey, Irving Thomas, Chaz Osborne, Rich Wrase, Sean Buss  
Antonio Maceiras  
Yuju Lee

Aaron Danielson  
Clay Moser  
Rudy Tomjanovic  
Trey Tomjanovic  
Tania Jolly, Kristen Luen  
Jordan Wilkes  
Moses Zapata  
Byron Scott  
Paul Pressey, Jim Eyen, Mark Madsen  
Larry Lewis  
Thomas Scott  
Tom Bialaszewski  
J.J. Outlaw  
Gary Vitti  
Tim DiFrancesco  
Dr. Judy Seto  
Marco Nunez  
Marko Yrjovouri  
Carlos Maples

Dr. Steve Lombardo  
Dr. John Moe  
Dr. Michael Mellman  
Jeffrey P. Hoy, D.D.S.

John Black  
Alison Bogli  
Calder Hynes  
Daniel Ramirez  
Matt Fleer

Janie Drexel  
Roberta Mariani  
Linda Rambis  
Kiesha Nix  
Jason McDewitt  
Alison Tolladay

Eva Campbell, Ron Rockoff, Blain Skinner  
Allison Howard, Francis P. Mariani, Laura Scholnick  
Karyn Lau  
Veronica Lawlor  
Charles Bingham  
Nick Kroski  
Ty Nowell  
Paige Gomez

Lisa Estrada  
Jessica Elliott  
Lawrence Tanter  
Andrew Bernstein

Susan Matson  
Tommy Yamada  
Rick Allen  
Terree Sholl  
Diane Rogers







### JEANIE BUSS

Entering her third season as President after 14 seasons as Executive Vice President of Business Operations, Jeanie Buss is responsible for running all aspects of the Los Angeles Lakers organization. Buss leads all Lakers business operations, which include managing team marketing and sponsorships as well as relationships with broadcast partners, and also oversees the team's basketball operations, working closely with Executive Vice President of Basketball Operations Jim Buss and General Manager Mitch Kupchak.

In addition to her role as team President, Buss also serves as the Lakers' Governor, representing the team on the NBA's Board of Governors. She is currently a member of the NBA Advisory and Finance Committee and has served on the NBA Labor Committee during collective bargaining with the NBA Players Association.

Buss, who spent four years serving as President of the Great Western Forum before joining the Lakers, began her career at the age of 19 as general manager of World Team Tennis' Los Angeles Strings. While guiding the team to two league titles, she also created the Forum Tennis Challenge Series which became a regular part of the Great Western Forum calendar for years. Buss was responsible for bringing in players such as John McEnroe, Pete Sampras, Andre Agassi, Jimmy Connors, Steffi Graf, Chris Evert, Martina Navratilova and many other top professionals.

In 1993, Buss brought professional roller hockey to Los Angeles as the owner of the Los Angeles Blades. Her outstanding leadership and dedication earned her Executive of the Year honors by Roller Hockey International. Buss is also using her considerable experience to lead a revival of WOW - Women of Wrestling, featuring female superheroes in the ring.

Named by the Sports Business Journal in October of 2011 as one of the Game Changers: Women in Sports Business, Buss serves as a board member on the Southern California Committee for the Olympic Games working to bring the Olympics back to Los Angeles. She also is a co-host of Lakers All-Access, a yearly event presented by the LA Sports and Entertainment Commission, a nonprofit organization which draws events and attractions to Los Angeles.

Actively involved in the community, Buss lists Canine Companions for Independence, The Amanda Foundation and the Best Buddies organization among her many charitable endeavors while also working internally with the Lakers Youth Foundation to raise money for Southern California Youth charities. In 2015, she donated \$1.5 million to Cedars-Sinai to establish the Dr. Jerry H. Buss Surgical Oncology Fellowship as a tribute to her father

Buss graduated from the University of Southern California with a degree in business. She currently resides in Manhattan Beach and is engaged to Hall-of-Fame coach and current President of the New York Knicks, Phil Jackson.

---

### EXECUTIVE VICE PRESIDENT, BASKETBALL OPERATIONS

---



### JIM BUSS

Jim Buss begins his 18th season in the Lakers front office and the 11th in his current capacity. An Assistant General Manager for his first seven seasons, Buss has continued to work alongside General Manager Mitch Kupchak over the years in handling basketball-related decisions that range from the scouting of players and the NBA Draft to trades and the signing of free agents.

In addition to his role in Basketball Operations, Buss also serves as the Lakers' Alternate Governor.

Since moving from Assistant General Manager to his current role, the Lakers have won two NBA Championships, made three NBA Finals appearances and claimed five Pacific Division titles while completing transactions that include the drafting of Andrew Bynum, Julius Randle, Jordan Clarkson, and D'Angelo Russell, the signing of Metta World Peace, and the acquisitions of Pau Gasol from Memphis and Dwight Howard from Orlando, among others.

Buss, who studied mathematics at the University of Southern California, worked in several management positions at the Great Western Forum before serving as the President and General Manager of the Los Angeles Lakers of the Major Indoor Soccer League from 1985 to 1989. In that capacity, Buss evaluated talent, had a direct hand in player personnel decisions, and was responsible for all day-to-day operations of the team.


Before joining the Lakers front office, Buss spent the previous nine years pursuing one of his life's passions, training thoroughbred racehorses.

Born November 9th, 1959, Buss is the second of his late Hall-of-Fame father Dr. Jerry Buss' six children.





### MITCH KUPCHAK



After capturing two championships as a player and seven as a front office executive, Mitch Kupchak's name has become synonymous with winning.

Entering his 29th season as a club executive and the 16th in his current capacity (the longest tenure as lead basketball executive with one team in the NBA), Kupchak has picked up right where close friend and mentor Jerry West left off. Since taking the reins prior to the Lakers first title defense in 2000-2001, Mitch's teams have compiled a 711-503 (.586) record, captured six Western Conference Championships, and four NBA Titles while winning 63 percent of their postseason contests (111-66). Along the way, he has made moves such as trading for Pau Gasol and Dwight Howard, bringing back Derek Fisher, drafting Andrew Bynum, Julius Randle, Jordan Clarkson, and D'Angelo Russell, signing Metta World Peace and free-agent future Hall-of-Famers Karl Malone, Gary Payton and Steve Nash, and acquiring role players the likes of Trevor Ariza, Shannon Brown and Horace Grant (a trade involving four teams and 12 players that was, at the time, the largest such transaction in league history) to help keep Los Angeles competitive within the confines of the salary cap.

Kupchak's duties include a variety of responsibilities which keep him thoroughly active 12 months a year. Number one on the list is the day-to-day management of the team. Included in his management duties are personnel decisions, contract negotiations, salary cap concerns and strategy, overseeing the Lakers' entry in the annual Summer League, and the scouting of collegiate and international players. In addition to those tasks, he also deals with various marketing, public relations, and other management functions.

Kupchak, who joined the Lakers front office in 1986 following a 10-year NBA career, has played prominent roles in the past success of the Lakers as well as in the club's return to the upper echelon of the NBA.

Originally a first round draft choice of the Washington Bullets in 1976 (13th overall), Mitch spent the first five years of his career with the Bullets, earning NBA All-Rookie Team honors following the 1976-77 campaign. He posted a career-best field goal percentage during his rookie season (.572), a figure which at the time represented the 10th highest in league history. During the 1977-78 campaign, Mitch played an important role in Washington's drive to the NBA championship, averaging a career-high 15.9 points on 51.2% shooting in to go along with 6.9 rebounds per game. The following season, Kupchak ranked second among all NBA reserves with a scoring average of 14.6 points per game while posting a career-high-tying 32 points against the Lakers on November 24, 1978.

The opening chapter to Kupchak's Los Angeles career was written August 5, 1981 when the Lakers acquired him from Washington in exchange for Jim Chones, Brad Holland and a pair of draft choices. A reserve during his five-year tenure with the Bullets, Mitch was quickly inserted into the Lakers starting lineup. During the first 26 games of the 1981-82 campaign, Kupchak averaged 14.3 points and 8.1 rebounds per contest. Unfortunately, Mitch suffered multiple injuries to his left knee during a game at the San Diego Sports Arena on December 19, 1981, an injury which required two major operations. It was feared - even expected - that he would never play again. After missing the entire 1982-83 campaign, Kupchak proved doctors wrong by rejoining his teammates on the floor during the early portion of the 1983-84 season after undergoing intensive daily therapy for 16 months.

His persistence paid big dividends the following year as the reserve forward/center played a vital role in the Lakers march to the 1985 NBA Championship. With the victory, Kupchak joined a select group of players to win an NBA championship with two different clubs. Additionally, he remains one of only five players in club history to convert at least 10 field goals in a game without a miss (11-11 vs. San Antonio 11/20/81, along with Wilt Chamberlain, Kareem Abdul-Jabbar, Byron Scott, and Pau Gasol).

Prior to the start of the 1986-87 campaign and after yet another lengthy rehabilitation following an additional knee injury, Kupchak retired as a player and joined the front office. He concluded his NBA career averaging 10.2 points and 5.4 rebounds in 510 regular season games. His career field goal percentage of .523 still ranks 46th among the all-time NBA leaders (minimum 2,000 field goals made).

Due to his unfortunate injury and aware that his playing career would end prematurely, Kupchak studied for an MBA degree at UCLA during his spare time and rehabilitation stints, earning a degree in February of 1987. This foresight helped prepare Mitch for his present job as a professional sports executive.

A long-time Yankees fan who admired Mickey Mantle as a child, Mitch was born in Hicksville, New York on May 24, 1954 and starred at Brentwood High School on Long Island. An All-American standout at the University of North Carolina, Kupchak became the first freshman to play at the university after the freshman eligibility rules changed prior to the 1972-73 season. He averaged a career-high 18.5 points per game during his junior campaign and ranked eighth overall in the NCAA in field goal percentage that season (.602). As a senior, Mitch was named ACC Player of the Year and is one of 49 UNC standouts to have his jersey (#21) honored and raised to the rafters of the Dean Smith Center in Chapel Hill (November of 1994).

Prior to his initial NBA campaign, Mitch was the starting center on the gold-medal winning United States team in the 1976 Olympic Games.

An avid golfer, Mitch and his wife Claire live in Brentwood. His son Maxwell is a freshman on the University of California, Santa Barbara men's basketball team.





**GLENN CARRARO**

A club executive with the Lakers since 2000, Glenn Carraro enters his fourth season as the team's Assistant General Manager. Responsible for assisting General Manager Mitch Kupchak in all basketball operations, Carraro also serves a dual role as Vice President of Basketball Operations for the NBA Development League's Los Angeles D-Fenders, and takes on expanded duties this season, overseeing the operation of the basketball analytics department.

Elevated to the VP position with the D-Fenders prior to the 2013-14 campaign after two highly successful seasons as the team's General Manager (2011-13), Carraro now serves in an advisory role on personnel decisions, contract negotiations, salary cap concerns, and scouting. During his time as GM, the team finished with the best regular season record in NBA D-League history (38-12) in 2011-12, had a total of 11 GATORADE Call-Ups to the NBA and received the 2011-12 NBA D-League Development Champion Award.

Bringing 20 years of professional basketball experience to the Assistant GM position, during his time in the Lakers front office alone, Carraro has been part of five NBA Championship teams and seven NBA Finals appearances. Originally serving as Assistant to the General Manager/


Director of Camps for his first six years with the team, in 2006, Carraro was named Director of Basketball Administration for the Lakers as well as Assistant General Manager for the newly formed D-Fenders.

Prior to joining the Lakers, Carraro served in various positions with the New York Knicks from 1995-99, starting off as a Sports Management Trainee, then Player Personnel Coordinator/Manager of Knicks Camps, and eventually as Manager of Basketball Operations. With primary responsibilities including the creation and management of player personnel databases as well as separate salary cap reports, in his time with New York's front office, the Knicks posted a 174-122 (.588) record and made at least the Eastern Conference Semifinals in all four seasons while appearing in the 1999 NBA Finals.

A graduate of SUNY-Stony Brook after transferring from NYU-Polytechnic following two seasons on the men's basketball team, Carraro completed his graduate coursework in Athletic Administration at St. John's University (1991-94), while also serving as the USBL's Director of Sales and Marketing/Operations from 1992-95. Having also worked in the CBA for the Hartford Hellcats and Connecticut Pride, Carraro, in all, is a veteran of four professional basketball leagues.

A diehard Yankees and Steelers fan dating back to his childhood, Carraro currently resides in Highland Park.

**SPECIAL ASSISTANT TO THE GM / BASKETBALL CONSULTANT**



**BILL BERTKA**

Bill Bertka returns for his 35th consecutive season with the Lakers and 14th in his current capacity, having been with the organization through 10 NBA Championships and 20 NBA Finals appearances. Serving as an assistant coach under seven Lakers head coaches dating back to 1981, Bertka brings a wealth of experience to the position, including coaching Laker big men Wilt Chamberlain, Kareem Abdul-Jabbar, Vlade Divac, Shaquille O'Neal, and Andrew Bynum. His talent as a scout and experience in player personnel matters make him an excellent resource for Mitch Kupchak, Jim Buss, and the rest of the team's basketball operations staff.

First employed by the Lakers in 1968, Bertka served as a scout, assistant coach and director of player personnel until 1974 when he left the club to become general manager of the NBA expansion New Orleans Jazz. Bertka also had an initial ownership stake in the franchise through his company, Invest West Sports.

Bertka rejoined the Lakers in 1981 as an assistant coach and for the next 20 years was a key member on the staffs of Pat Riley, Mike Dunleavy, Randy Pfund, Earvin "Magic" Johnson, Del Harris, Kurt Rambis, and Phil Jackson. Earning a victory over the L.A. Clippers as head coach

on February 25th, 1999 after Del Harris was relieved of his head coaching duties, Bertka became the oldest person to ever coach an NBA game at the age of 71. It was the second time in his career with the Lakers that Bertka was the interim head coach, previously having led the team to a 1-1 record prior to Earvin Johnson's 16-game tenure in 1994. Additionally, Bertka and Phil Jackson are the only people to serve as the team's head coach on two different occasions.


The Santa Barbara native is also well known for founding *Bertka Views*, one of the most successful college scouting services in the country, which he and his wife, Solveig, operated from 1961-1995. Throughout that time period, many of the nation's premier college basketball programs utilized *Bertka Views* as their sole scouting service. Adding another feather to his cap during the summer of 1992, Bertka served as a scout for the United States' Olympic basketball team at the European Qualifying Tournament in Zaragoza, Spain. Additionally, Bertka hosted *Sports With Bertka*, his own radio show in Santa Barbara that won three Golden Mike Awards in the 1970's. In 1989, Bertka enjoyed the dual distinction of being inducted into each of his hometowns' respective Hall of Fames; In May of that year he was inducted into the Santa Barbara Sports Hall of Fame and just five months later in October, he was inducted into the Summit County (Ohio) Sports Hall of Fame, where he grew up as a child. In January of 2004, Bertka was inducted into the Kent State University Sports Hall of Fame and most recently, was an inaugural inductee into the Santa Barbara Basketball Court of Champions in June, 2014.

Bill and Solveig have two married daughters, Britt, who is married to Lakers Assistant Coach Jim Eyen, and Kris, married to Yankees scout Bill Pintard, and make their home on a 50-acre avocado ranch in Santa Barbara.





## DIRECTOR OF PLAYER DEVELOPMENT



### RONDRE JACKSON

Rondre Jackson begins his eighth year with the Lakers franchise and first as Director of Player Development. He is primarily responsible for assisting General Manager Mitch Kupchak in the day-to-day operations of the team with a focus on the personal growth of the players on the roster, providing resources and assisting in the development of life skills off-the-court and outside of basketball.

Prior to his time with the Lakers, Jackson worked in the WNBA with the Los Angeles Sparks beginning in 2000 as a coordinator for the coaching staff and went on to become Assistant General Manager, where he was key in assisting the front office assemble back-to-back championship teams in 2001 and 2002. His role included aiding with local team try-outs, regional and local scouting, and player development, and later expanded to include community relations appearances, team operations assistance, and player development.

A native of Oakland California, Jackson was an Assistant Coach for the women's team at California State University, Fullerton in 1996-1997 and went on to join the coaching staff at Loyola Marymount University in a similar capacity until 2000.

Jackson earned his Masters of Education in Administration in 1997 from California State University, Fullerton, after receiving his Bachelor of Arts in History and Political Science from UCLA in 1996. Married to his wife Cyndee for 14 years, Jackson has two sons, Aaron (nine) and Devin (six), and resides in Palos Verdes.

## ASSISTANT GENERAL MANAGER / DIRECTOR OF SCOUTING



### JESSE BUSS

Jesse Buss begins his first season in the role of Assistant General Manager/Director of Scouting. In his new role, Buss will continue to contribute to personnel decisions under Executive Vice President, Basketball Operations Jim Buss, General Manager Mitch Kupchak, and Assistant General Manager Glenn Carraro, and will also continue to assist the Lakers' NBA Development League team, the D-Fenders, with their draft and scouting.

Prior to his promotion, Buss served as the Lakers' Director of Scouting from 2012-15, overseeing all scouting operations in preparation for the NBA Draft, on top of his own scouting responsibilities, which will continue as well.

Originally joining the organization in 2006, Jesse spent two seasons as a Basketball Operations Assistant, where he wrote scouting reports in addition to his local scouting duties. He went on to be a Scout from 2008-11, where he worked domestically and internationally, and then as Scouting Coordinator for the 2011-12 season, overseeing all scouting operations.

The youngest son of the late Dr. Jerry Buss, Jesse grew up in San Diego and is a Chargers, Dodgers, and Kings fan. He was recently engaged to his fiancé, Jordanna.

## DIRECTOR OF PLAYER PERSONNEL



### RYAN WEST

Ryan West begins his new role as Director of Player Personnel after serving as Assistant Director of Scouting for the past three seasons. His new position will entail added responsibilities in regards to the construction of the Lakers roster and all player acquisitions in relation to the draft, trades, and free agency.

As in his past role, West will continue to be an integral part of the player evaluation process and will be a key voice in all drafting and scouting decisions. In addition to his expanded roles in the organization, West will maintain his extensive in-person scouting schedule. West originally joined the Lakers as a scout in the summer of 2009, and prior to joining the Lakers, spent eight seasons as a scout with the Memphis Grizzlies when the franchise transformed into a playoff contender.

The son of Lakers Hall of Fame guard Jerry West, Ryan graduated from Loyola Marymount University in 2002 with a degree in sociology. He resides in Playa Vista.



SCOUTING DEPARTMENT



KEVIN GREVEY  
SCOUT



IRVING THOMAS  
SCOUT



CHAZ OSBOURNE  
SCOUT



RICH WRASE  
SCOUT



SEAN BUSS  
SCOUT



ANTONIO MACEIRAS  
INTERNATIONAL SCOUT



MOSES ZAPATA  
ASSISTANT TO THE  
DIRECTOR OF SCOUTING

ANALYTICS DEPARTMENT



YUJU LEE  
DIRECTOR OF  
ANALYTICS



AARON DANIELSON  
ASSOCIATE DIRECTOR  
OF ANALYTICS



CLAY MOSER  
ASSISTANT COACH/  
DIRECTOR OF  
BASKETBALL STRATEGY



RUDY TOMJANOVICH  
CONSULTANT/SCOUT



TREY TOMJANOVICH  
CONSULTANT/  
STATISTICAL ANALYSIS

BASKETBALL OPERATIONS



TANIA JOLLY  
COORDINATOR,  
BASKETBALL  
OPERATIONS




KRISTEN LUKEN  
COORDINATOR,  
BASKETBALL  
OPERATIONS



JORDAN WILKES  
BASKETBALL  
OPERATIONS  
ASSISTANT



### BYRON SCOTT



Byron Scott enters his second season as head coach of the Lakers after being named the 25th head coach in franchise history and the 21st in the Los Angeles era on July 28, 2014, joining Kurt Rambis, Magic Johnson, Pat Riley, Jerry West, Jim Pollard and George Mikan as the seventh individual to both play and coach for the organization.

The Inglewood, CA native brings 30 years of NBA experience to the job, including 14 seasons as a player, 14 as a head coach, and two as an assistant coach. Before rejoining the Lakers, Scott had 13 prior seasons of experience at the helm of the New Jersey Nets (2000-2004), New Orleans/Oklahoma City Hornets (2004-2009), and Cleveland Cavaliers (2010-2013), after beginning his coaching career as an assistant with the Sacramento Kings (1998-2000). The 2007-08 NBA Coach of the Year has led his teams to the postseason four times, including back-to-back NBA Finals appearances with New Jersey in 2002 and 2003. Scott has also served as an NBA All-Star Game head coach on two occasions: 2002 (Eastern Conference) and 2008 (Western Conference), one of only seven coaches to earn the honor in each conference, five of whom have been elected to the Naismith Memorial Basketball Hall of Fame

in a coaching capacity. Scott also became just the eighth coach in NBA history to win Coach of the Month honors in both conferences when he garnered the honors for the Western Conference in January 2008.

Among his other coaching achievements, Scott was at the helm for the best season in franchise history of two teams: the 2007-08 Hornets who went 56-26 (.683) and the 2001-02 Eastern Conference Champion Nets who went 52-30 (.634). The '07-'08 campaign was a 17-win improvement from the previous season in New Orleans, and resulted in an appearance in the Western Conference Semifinals. Scott also saw marked success in his second season with the Hornets during the 2005-06 season, leading the team to a 20-win improvement (the NBA's best that year) from his first season, despite Hurricane Katrina displacing the team from New Orleans and playing in four different home arenas throughout the season. Scott had a similar impact in his first head coaching stop, improving the Nets by 26 wins between his first and second seasons, marking the sixth-largest improvement in NBA history.

Prior to his successful coaching career, the 54-year-old Scott enjoyed an outstanding NBA playing career, spending 11 of his 14 seasons (1983-93 and the 1996-97 season) with the Lakers and helping the purple-and-gold to three NBA Championships (1985, 1987 and 1988) and six NBA Finals appearances as an integral starter during the 'Showtime' era. Originally selected in the first round of the 1983 NBA Draft (4th overall) by the San Diego Clippers, Scott became a Laker on October 16, 1983 when the Clippers traded him, along with Swen Nater, to L.A. in exchange for Eddie Jordan, Norm Nixon and a second round pick.

One of the marquee shooting guards of his time, Scott concluded his 1,073-game NBA career (717 starts) with averages of 14.1 points, 2.8 rebounds and 2.5 assists on 48.2% shooting in 28.1 minutes per contest. The 6-4 guard had his best single season in 1987-88, where he achieved career-high per game averages of 21.7 points, 4.1 rebounds and 4.1 assists while starting 81 games and ranking 8th in the NBA in minutes played (3,048) and 9th in three-pointers made (62). Scott finished in the top-10 in three-point field goal percentage four times in his career: 1984-85 (.433, 1st), 1986-87 (.436, 4th), 1988-89 (.399, 10th) and 1989-90 (.423, 5th).

A consummate winner, Scott reached the postseason in 13 of his 14 years in uniform, tallying 183 postseason games (122 starts), posting career playoff averages of 13.4 points on 48.2% shooting, 2.9 rebounds and 2.1 assists in 29.3 minutes per game. His 183 career playoff appearances rank 11th all-time in NBA history.

The 1983-84 NBA All-Rookie First Team selection saw his NBA playing career come full-circle after signing with the Lakers as a free agent prior to the 1996-97 season following stints with Indiana (1993-95) and Vancouver (1995-96), when the 35-year-old shooting guard mentored 18-year-old rookie Kobe Bryant. After retiring from the NBA following that year, Scott played the 1997-98 season overseas, winning a championship for Panathinaikos in Greece before moving into coaching.

The Arizona State University Hall-of-Famer was an on-air talent for a variety of Time Warner Cable SportsNet's studio programming during the 2013-14 season, his only full season away from the professional game as a coach or player since he entered the NBA in 1983. His broadcasting experience began during the 2003-04 season when he served as a studio analyst for ABC's NBA telecasts and continued during the 2009-10 season when he was an analyst for ESPN's coverage of the NBA.

#### BYRON SCOTT'S COACHING RECORD

Off the court, the Morningside High School alumnus dedicates time to his non-profit organization, The Byron Scott Children's Fund, with proceeds going to various children's charities. He is the proud father of three children: Thomas (a player development coach with the Lakers), LonDen, and DaRon, and has two grandchildren, Kyla and Laila.

Year	Team	REGULAR SEASON		PLAYOFFS	
		W-L	Pct.	W-L	Pct.
2000-01	New Jersey	26-56	.317	-	-
2001-02	New Jersey	52-30	.634	11-9	.550
2002-03	New Jersey	49-33	.598	14-6	.700
2003-04	New Jersey	22-20	.524	-	-
2004-05	New Orleans	18-64	.220	-	-
2005-06	New Orleans/OKC	38-44	.463	-	-
2006-07	New Orleans/OKC	39-43	.476	-	-
2007-08	New Orleans	56-26	.683	7-5	.583
2008-09	New Orleans	49-33	.598	1-4	.200
2009-10	New Orleans	3-6	.333	-	-
2010-11	Cleveland	19-63	.232	-	-
2011-12	Cleveland	21-45	.318	-	-
2012-13	Cleveland	24-58	.293	-	-
2014-15	Los Angeles	21-61	.256	-	-
<b>TOTALS</b>		<b>437-582</b>	<b>.429</b>	<b>33-24</b>	<b>.579</b>





**PAUL PRESSEY**

Paul Pressey begins his second season with the Lakers as an assistant coach, bringing 32 seasons of NBA experience as a coach and player along with him.


He previously worked with Lakers Head Coach Byron Scott as an assistant coach for the Cleveland Cavaliers from 2010-13, and the New Orleans Hornets in the same capacity for three seasons from 2007-10. Prior to New Orleans, he was an assistant coach with the Celtics as a member of Doc Rivers' staff from 2004-06 and served as advance scout for Boston during the 2006-07 season. Pressey also spent time with the Orlando Magic (2000-04), San Antonio Spurs (1994-2000), and Golden State Warriors (1992-94) as an assistant coach, including helping the Spurs win their first-ever NBA Championship in 1999. He was originally named an assistant coach for the Golden State Warriors prior to the 1992-93 season, but injuries forced him back into uniform, where he appeared in 18 games.

The Richmond, VA native was drafted 20th overall by the Milwaukee Bucks in the 1982 NBA Draft and played the first eight of his 11 NBA seasons in Milwaukee, followed by stops in San Antonio (1990-92) and Golden State (1992-93). In 724 career games (420 starts), he averaged 10.6 points, 5.1 assists, and 3.9 rebounds per game while shooting 48.5% from the field. The 6'5" guard/forward was selected to the NBA All-Defensive First Team during both the 1984-85 and 1985-86 seasons and All-Defensive Second Team in 1986-87.

Pressey, a graduate of the University of Tulsa in 1982 with a degree in physical education, led the Golden Hurricane to a 50-13 record in his two seasons and helped capture the 1981 NIT Championship. He earned All-America honors as a senior during the 1981-82 season and was named the MVC Player of the Year after beginning his collegiate career at Western Texas Junior College, where he led the team to a 37-0 record and the JUCO National Title.

Paul and his wife, Elizabeth, have four children, Ashley, Angela (who is married to Baltimore Ravens running back Justin Forsett), Matthew, and Phillip (a guard for the Portland Trail Blazers), a granddaughter, Tanniah, and two grandsons, Juda and Zion.

ASSISTANT COACH



**JIM EYEN**

Jim Eyen returned to the Lakers family as an assistant coach in 2013-14, and now boasts 25 years of coaching experience on his resume, with over 30 years of combined coaching, consulting, and scouting experience. Eyen originally began his NBA career with the Los Angeles Clippers in 1988 when he served as an assistant coach under head coach Don Casey. The following season, he was hired by Pat Riley and the Los Angeles Lakers, and was then retained when Mike Dunleavy was named head coach in 1990. After three seasons with the Lakers, Eyen followed Dunleavy to Milwaukee, where he remained through 1996. In 1997, Eyen again joined Dunleavy, only this time in Portland, where he worked as an assistant through 2001. When Dunleavy was named head coach of the Clippers prior to the 2003-04 season, he again asked Eyen to join him in LA. In 2009 Eyen was hired as lead assistant by Paul Westphal for the Sacramento Kings and was then retained by Keith Smart when he took over in 2012.

Eyen's NBA experiences include the 1990 NBA All-Star game, a trip to the NBA Finals with the Lakers in 1991, the McDonald's Open Championship in Paris, France also with the Lakers in 1991, and two trips to the Western Conference Finals in 1999 and 2000 with the Portland Trail Blazers.

Eyen, a graduate of the University of California, Santa Barbara, began his coaching career in 1979 as an assistant coach to Frank Carbaugh at Santa Barbara City College, where the Vaqueros participated in the post season three consecutive years and led the State in defense two of those three years. In 1982 he became head coach at Dos Pueblos High School in Goleta, Calif., led his team to the 1984 CIF Playoffs, and was named Coach of the County All Star Team. Before moving to the NBA for the 1988-89 season, Eyen was an assistant to Jerry Pimm at his alma mater, UCSB, for four seasons – a span during which the Gauchos earned their first-ever trip to the NCAA tournament.

Eyen's basketball interests extend internationally. He has served as a consultant to clubs in the Netherlands, Germany, and Japan, and in 1996, worked with the Japanese National Team.

Eyen, 59, received a Bachelor's Degree in Communication Studies from UCSB, where he played basketball, and later earned a Master's Degree in Education from Azusa Pacific University in 1984. Jim and his wife Britt have two children, Joe (22) and Lena (20).



### MARK MADSEN



A two-time NBA Champion as a player with the Lakers (2001 and 2002), fan favorite Mark Madsen returns for his third season in a coaching capacity with Los Angeles, and second as an assistant coach, after serving the 2013-14 campaign as player development coach.

Selected by the Lakers in the first round (29th overall) of the 2000 NBA Draft, Madsen played three seasons in Los Angeles (2000-03) and was a member of back-to-back NBA championship teams his first two seasons in the league. He then signed with the Minnesota Timberwolves as a free agent prior to the 2003-04 campaign and played six seasons (2004-09) with the Wolves. In 453 games (70 starts) over nine NBA seasons, Madsen averaged 2.2 points and 2.6 rebounds in 11.8 minutes per game.

Following his playing career, Madsen served as an assistant coach during the 2009-10 season with the Utah Flash of the NBA Developmental League before returning to his alma mater, Stanford University, where he earned his MBA from the Stanford Graduate School of Business in 2012. That same year, he was named an assistant coach on Stanford head coach Johnny Dawkins' staff and spent the 2012-13 season working in recruiting, opponent game planning, and player skill development.

Known by fans as "Mad Dog" for his signature physical and aggressive style of play, Madsen has enjoyed success at every level of basketball. Helping lead Stanford to four NCAA Tournament appearances, including the 1998 Final Four, Madsen averaged 10.9 points and 7.9 rebounds for his Cardinal career while ranking among the school's top-10 all-time performers in field goal percentage (4th/.587) and total rebounds (6th/ 857). A two-time All-Pac-10 selection, Madsen was tabbed a two-time All-American by the NABC (1999 Third Team, 2000 Second Team) and a Third Team All-American by the Associated Press in 2000. He was also named a member of the John R. Wooden Award team as a senior. During Madsen's playing career, Stanford compiled a 105-24 record, producing an 81.4 winning percentage that ranks second in school history for a consecutive four-year period. The Cardinal also notched its first 30-win season (1997-98), claimed two Pac-10 titles (1999, 2000), earned a No. 1 seed in the NCAA Tournament for the first time (2000) and advanced to the NCAA Final Four (1998).

Madsen also played in international competition, leading the United States to a gold medal at the 1999 World University Games before being named to the roster for the 2001 Goodwill Games.

A native of Danville, CA, Madsen, 39, earned his undergraduate degree in economics in 2000. He attended San Ramon Valley High School and served a two-year Mormon mission in Spain following his graduation from high school.





**LARRY LEWIS**

Larry Lewis enters his second season as assistant coach/director of player development after serving the 2013-14 season as a player development coach for the Lakers. Prior to his promotion to the Lakers, Lewis spent two seasons with the Los Angeles D-Fenders of the NBA Development League, the first as player development coach and the second as assistant coach.

Making the transition from player to coach, in his first season with the D-Fenders (2011-12), Lewis helped develop eight NBA Call-Ups along with six players on assignment from the Lakers as the team went on to post the best regular season record in NBA D-League history (38-12). Named an assistant on the NBA D-League Select Team in 2012, Lewis played a central role in helping the D-Fenders earn the Regular Season Champion award, reach the franchise's first NBA D-League Finals and capture the Development Champion award, which is given to the team that best embodies the D-League's goals of developing NBA talent via Call-Ups and player assignments.

Prior to working on the sidelines, Lewis, a 6'7" forward, played internationally in Argentina (2011), Spain (2001-2011), Japan (1996-2001), Cyprus (1996), Great Britain (1993) and the Dominican Republic (1992). Furthermore, Lewis also played a season in the United States Basketball League with Sarasota (1996), in the Continental Basketball Association with the Harrisburg Hammerheads and Rapid City Thrillers (1994-95) and for the silver medal winning Team USA (1995) in the Pan American Games. A three-year collegiate basketball player and alumnus of Morehouse College, Lewis, 45, turned pro when he was selected by the Albany Patroons of the CBA in 1992.

Lewis and his wife of 13 years, Sonia, have two children, son Landon (11), and daughter Lauryn (7).

---

**ASSISTANT COACH / PLAYER DEVELOPMENT**

---

**THOMAS SCOTT**

Thomas Scott brings a combined 10 seasons of experience as an assistant coach and video coordinator at the NBA and NBA Development League levels to his position as assistant coach/player development, his second season in the role. Last season, Scott added part-time advanced scouting duties to his role, spending a portion of the season preparing for upcoming opponents while maintaining his coaching role with the team as the schedule allowed. In 2013-14, he served as an assistant coach with the Western Division Champion Los Angeles D-Fenders, the NBA D-League affiliate of the Lakers. Working closely with the parent club, Scott had a variety of duties, including aiding the development of current Lakers forward Ryan Kelly while on assignment.

His two prior seasons were spent as Alex Jensen's lead assistant for the Cleveland Cavaliers' NBA D-League affiliate, the Canton Charge, which saw the team claim back-to-back playoff appearances, the 2013 East Division title, and Jensen (now an assistant coach with the Utah Jazz) win 2013 NBA D-League Coach of the Year. Scott spent the 2010-11 campaign as a player development/video coach for the Cleveland Cavaliers, preceded by four seasons (2006-10) served as assistant video coordinator for the New Orleans Hornets. While with the Hornets, Scott, the eldest of head coach Byron Scott's three children, served as an assistant coach for the team's entry at the NBA Summer League in Las Vegas from 2006-09.

The 32-year-old Scott enjoyed a collegiate playing career at Xavier University of Louisiana in 2001-02 as a redshirt freshman, and Pasadena City College from 2002-04, where he earned 1st Team All-League honors.

Away from the court, Scott is passionate about developing youth through the teaching of basketball fundamentals, and lives in Westchester with his wife Kristen.



### TOM BIALASZEWSKI

Now in his fifth season with the Lakers, Tom Bialaszewski has increased his responsibilities each season, where he will serve as video coordinator/coach after holding the title of game plan and video coordinator in 2013-14, and video coordinator the two seasons prior. In his roles, he has been tasked with overseeing all opponent preparation, including game planning and playoff preparation.

Before joining the Lakers in January of 2012, he served as a regional advanced scout for multiple NBA teams through the first two months of the season, extending a role he held with the New Orleans Hornets since the beginning of the 2010 season. His experience in the NBA began as a team video intern for the Cleveland Cavaliers for the 2005-06 season, followed by his time as the assistant video coordinator for the Sacramento Kings for two years from 2007-09.

After his time in Sacramento, Tom became the assistant coach/director of scouting for the Reno Bighorns of the NBA Development League for the 2009-10 and 2010-11 campaigns, a stretch that saw the team make the postseason both years and achieve successive franchise records for most wins in a season. During his tenure in Reno, the club had its first two NBA call-ups (Steve Novak and Danny Green).

Prior to his time working in professional basketball, Tom was a staff assistant for the University of Louisville women's basketball team in 2004-05 while earning his master's degree in sports administration. The 2004 graduate of SUNY Fredonia with a dual bachelor's degree in history and adolescent education lives in Manhattan Beach with his wife Keitha and their son, Knox.

## VIDEO COORDINATOR / PLAYER DEVELOPMENT



### J.J. OUTLAW

J.J. Outlaw returns for his fifth season with the Lakers and second as video coordinator/player development, after serving as assistant video coordinator/player development in 2013-14 season and assistant video coordinator in his first two years with the club. In his role, Outlaw is responsible for player development, as well as game-planning and advanced scouting.

Outlaw spent a considerable amount of time around professional basketball growing up, serving as a ball boy for the Denver Nuggets and Washington Wizards. His father, John Outlaw, worked for the Nuggets, Wizards and Charlotte Bobcats in a variety of capacities, including assistant coach, director of collegiate scouting and director of pro player personnel.

Outlaw played four years of varsity basketball at Mount St. Joseph High School in Maryland, where he was a four-year starter and three-year All-League selection in the Baltimore Catholic League, as well as Associated Press All-State as a senior in both basketball and football. He went on to play college football at Villanova, where he was a standout wide receiver. Following his collegiate career, he was signed by the Philadelphia Eagles for parts of 2006 and 2007, and went on to play for the Rhein Fire of NFL Europa in the spring of 2007.

Prior to coming to Los Angeles, Outlaw served as director of basketball operations for the Marist men's basketball program for two seasons, and was an assistant coach in his second year with the team as well, where he was responsible for recruiting and on-campus student athlete visits.

He is the godson of longtime NBA coach and executive Bernie Bickerstaff and resides in Hermosa Beach.





**GARY VITTI**

While the Lakers entered the 21st century with new uniforms, a new arena, new practice facilities, a new coaching staff and a host of new players, one constant has remained. Entering his 32nd season as the team's athletic trainer, Gary Vitti is widely recognized as one of the best practitioners of his respective field.

Vitti, who monitors the health of the club throughout the season using state-of-the-art methods in conditioning, dieting, stretching and testing, is the longest tenured athletic trainer in Lakers franchise history.

The 61-year-old native of Stamford, Connecticut is responsible for the care, prevention and treatment of injuries to Lakers players, assuring the coaching staff that each athlete is in the best possible condition from October through April, May, or, in the event of a championship run, June. Yet just because the season ends doesn't mean Vitti is off the clock. His job typically continues throughout the months of July, August and September as he spends a portion of his summer working with players during the off-season.

Vitti earned his B.S. degree from Southern Connecticut State University in 1976 and his M.S. degree in sports medicine from the University of Utah in 1982. In addition to studying at the University of Utah, he spent two years as a trainer and teacher at the university while working as an assistant trainer with the NBA's Utah Jazz (1981-82). Following his stint with the Jazz, Vitti served as head athletic trainer and an adjunct assistant professor at the University of Portland for two years before joining the Lakers prior to the 1984-85 campaign. Since his arrival in Los Angeles, the Lakers have won eight NBA championships (1985, 1987, 1988, 2000, 2001, 2002, 2009 and 2010), thanks in no small part to the health of such players as Kareem Abdul-Jabbar, Magic Johnson, Shaquille O'Neal, Kobe Bryant, Pau Gasol and numerous others. In a much-deserved honor, Vitti was named the National Basketball Association's Trainer of the Year in 1991 by the NBA's Trainers Association, partially due to his philanthropic work. Additional honors over the years have included Southern Connecticut State University's 2001 Citation award as a distinguished alumni and most recently, the 2011 "Local Hero Award" presented by the Team HEAL Foundation, whose mission is to bring comprehensive injury prevention, medical care, athletic training, healthcare awareness, mentoring and academic support to high school athletes in underserved communities.

Having long been considered one of the top athletic trainers in the country, Vitti's services are well in demand. Complementing his NBA duties, he has also served as lead trainer for numerous other sporting events since 1984, including Los Angeles Strings tennis, the Summer Pro League and several summer basketball camps throughout the country. Additionally, he is a frequent visitor on the lecture tour, sharing his wisdom at a number of athletic seminars and workshops each year such as the time he traveled to the Philippines to speak at a Coaches/Sports Medicine Clinic. The seminar was by invitation only and included some of the top coaches, trainers, doctors and physical therapists in the world. He has also spent a portion of recent summers working abroad, participating in clinics throughout Italy.

Vitti has also supervised physiological profile studies published in English and Japanese and has written a monthly column for "Sports Medicine Digest." He has also written a monthly sports medicine column for the Los Angeles Times syndicate, produced a conditioning video in 1992 called "Training for Excellence," and created the NBATA Foundation, the NATA Annual Blood Drive and served on the NATA Public Relations Committee.

On weekends Vitti enjoys riding his Harley Davidson through the canyons of the Santa Monica Mountains. Each summer he spends time in his 400-plus year old house in Settefratti, Italy, a remote village situated in the mountains 60 miles southeast of Rome.

Vitti, who has two daughters, Rachel, 28 and Emilia, 24, resides in Manhattan Beach with his wife, Martha.

**TRAINING STAFF**



TIM DIFRANCESCO  
STRENGTH &  
CONDITIONING COACH



DR. JUDY SETO  
HEAD PHYSICAL  
THERAPIST



MARCO NUNEZ  
ASSISTANT  
ATHLETIC TRAINER



MARKO YRJOVUORI  
SPORTS MASSAGE  
THERAPIST



CARLOS MAPLES  
EQUIPMENT  
MANAGER

### STU LANTZ



Entering his 29th season broadcasting Lakers games, this will be Stu Lantz's 13th season working television exclusively as color commentator. With the end of the Lakers simulcast era prior to the 2003-04 season, Stu now teams with play-by-play man Bill Macdonald and broadcasts every Lakers game televised on Time Warner Cable SportsNet. Providing each broadcast with his expert analysis and unique insight garnered through his 40-plus years associated with the NBA as both a player and color commentator, he has received numerous awards over the years. Chosen Southern California's best radio color commentator six times by the Southern California Sports Broadcaster's Association and best television color commentator on seven occasions, Stu has also won seven local EMMY Awards for his work in the Best Live Sports Telecast category.

A graduate of the University of Nebraska (1968), the Cornhuskers officially retired his uniform number (22) on October 17, 1989 during halftime ceremonies of a Lakers' preseason game in Lincoln. Born in Uniontown, PA, Stu was originally a third round draft pick of the San Diego Rockets in 1968. Spending his first three seasons in San Diego, he enjoyed his finest pro campaign in 1970-71, averaging career-high figures in both scoring (20.6) and rebounding (5.0). The following season, Stu ranked sixth overall in the NBA in free throw percentage (.838). He also played for the Detroit Pistons (1972-1974) and New Orleans Jazz (1974) prior to being traded to the Lakers in December of 1974. He played less than two seasons in Los Angeles before announcing his retirement following the 1976-77 campaign due to a back injury.

Immediately following his playing career, Stu embarked on a broadcasting career, serving as a commentator for the San Diego Clippers, San Diego State University, CBS and the NBA Radio Network. In addition to his broadcast work, for 20-plus years, he also served as an instructor at Pete Newell's renowned Big Man's Camp during the offseason, helping improve the skill-set of some of the game's premier big men.

Stu and his wife, Linda, live in San Diego and are the parents of Todd, Kristin and Shane.

## TELEVISION PLAY-BY-PLAY ANNOUNCER

### BILL MACDONALD



Long-time Southern California area broadcaster and four-time local Emmy Award-winning announcer and host Bill Macdonald enters his fifth season behind the mic as Lakers television play-by-play announcer on Time Warner Cable SportsNet.

The versatile Macdonald, a fixture on Fox Sports West/Prime Ticket since its inception in 1985 through the Lakers final season on the network (2012), has broadcast in a variety of capacities over the years as host, field reporter and play-by-play announcer for professional basketball, baseball and hockey, among other sports.

The host of pre- and post-game shows "Lakers Live," "Angels Live" and "Ducks Live" before joining the Lakers announcing team, Macdonald has also served as the play-by-play voice for UCLA men's basketball and football and Los Angeles Avengers football.

Having filled in as the Angels, Ducks and Los Angeles Kings play-by-play announcer over the years as well as the Lakers play-by-play announcer on both television and radio, Macdonald most notably called Kobe Bryant's historic 81-point game on January 22, 2006.

Over the years, Macdonald's hosting duties have included the "UCLA Sports Magazine," the Emmy Award winning Kings pre-game show "Break the Ice," "Carl's Jr. Sports Roundtable," the Pac-10 basketball tournament from STAPLES Center, the multiple Emmy award winning nightly sports news program "Press Box" and live, phone-in talk show "It's Your Call."

Actively involved with charities such as the Special Olympics, the Ronald McDonald House and the NBA's Read to Achieve, Macdonald's work on "Training for Life: The California Special Olympics" was awarded yet another Emmy.

Born in Bronxville (NY) but moving to Corona del Mar (CA) at an early age, Macdonald attended the University of Southern California where he graduated in 1981 with a degree in communications.

Currently residing in Newport Coast, Macdonald is the proud father of three sons: twin boys, Kirk and Cory, and Billy Jr.





### ADRIAN GARCIA MARQUEZ

One of the most diverse sports broadcasters in the country, Adrian Garcia Marquez enters his fourth season as the team's Spanish-language television play-by-play announcer. Teaming with color commentator Francisco Pinto on the award-winning broadcast, the duo earned the 'Best Live Call' honor at the 2012 and 2015 NBA Broadcasting Awards, and most recently were part of the broadcast (versus Toronto on December 8th) that garnered a 2013 LA Area Emmy Award for Live Sports Coverage.

A venerable jack of all trades, Garcia Marquez has more than a decade of experience in the industry, having broadcast games in English and/or Spanish for the Lakers, Los Angeles Galaxy, San Diego Chargers, Los Angeles Dodgers, Los Angeles Angels of Anaheim, Los Angeles Clippers and USC Trojans. A Southern California native, Garcia Marquez's focus on the area's teams has made him one of the preeminent sports voices in the Southland.

Before joining the Lakers broadcast team, Garcia Marquez was a network anchor and reporter for KMEX-TV in Los Angeles and at Univision Sports. Prior to that, he was FOX Deportes' lead Major League Baseball play-by-play announcer, calling four World Series for the network,

and was also featured as the top boxing announcer for Top Rank Boxing's 'Top Rank Live.'

Garcia Marquez spent five years working for Telemundo Los Angeles at KVEA-TV and sister station KWHY-TV. There he served as a sports anchor and was named to the first ever U.S.-based Spanish-language broadcast Olympic team, where he called baseball and basketball for the 2004 games in Athens.

In 2001, Garcia Marquez was hired by ESPN International and ESPN Deportes and served as an announcer, reporter and analyst on programs such as NFL Primetime, Sunday Night Football, Monday Night Football, Wednesday Night Baseball and Sunday Night Baseball. That same year, he was named the voice of the Boston Red Sox en Español before moving on to Univision and Teletur, for whom he covered the 2002 FIFA World Cup in South Korea and Japan.

The Spanish radio play-by-play man for the Oakland A's in 2000 after hosting the San Diego Padres pregame show on K-1040 AM in 1999, Garcia Marquez got his first break in 1998 with the San Diego Flash, calling soccer games on TV in Spanish. Over the years, he has also crossed over into English-language broadcasting, working for FSN Prime Ticket as a Dodgers reporter in 2007 and ESPN Radio AM 710 as a reporter and fill in co-host in 2008.

Garcia Marquez currently resides in Corona with his wife Erica and children Andrea and Adrian Jr.

---

## SPANISH TELEVISION COLOR COMMENTATOR

---



### FRANCISCO PINTO

Francisco Pinto, a veteran television sports host, anchor and analyst for 20 years, returns for his fourth season as the team's Spanish-language television color commentator. Pinto formed the Lakers inaugural Time Warner Cable Deportes broadcast tandem alongside play-by-play announcer Adrian Garcia Marquez in 2012-13, and the pair have gone on to win the 2012 and 2015 NBA Broadcasting Award for Best Live Call and a 2013 LA Area Emmy Award for Live Sports Coverage for the contest between the Lakers and Raptors on December 8th of that year.

Prior to joining the Lakers broadcast team, Pinto spent 12 years with KMEX-TV, Univision's LA affiliate, where he was a sports anchor for seven years before switching to news and becoming a host on the station's morning newscast, Primera Edición. Having covered many of the biggest sporting events in the world, including two World Cups (2002 and 2006) and several NBA Finals, Super Bowls, World Series and world title boxing matches, in 2002, Pinto was the only television reporter from Los Angeles in New England when the Galaxy won its first MLS Cup.

Pinto, who began his broadcasting career in 1996 with a three-year stint as a sports and news anchor at KUVS-TV, Univision's affiliate for the Modesto, Stockton and Sacramento areas, has also hosted The Rose Parade in Pasadena on three occasions, interviewed dignitaries that include presidents and Nobel Prize winners and earned four Emmy nominations over the course of his career.

A native of Concepcion, Chile and former soccer player, Pinto studied Physical Education at the Universidad de Concepcion, where he played for the university's soccer team as well as the Deportes Concepcion Reserve Team. Pinto, who also played and coached squash in Chile, later came to the United States to study Sports Medicine at the Master's College in Santa Clarita, California.

He and his wife of 18 years, Rachel, reside in the South Bay with their two children, Sofia and Sebastian.





### JOHN IRELAND

Serving as the team's sideline reporter on KCAL-9 from 2002-11, John Ireland returns for his fifth season behind the mic as radio play-by-play announcer for the Lakers.

A four-time local Emmy Award winner for best sports reporting, Ireland currently co-hosts the Mason and Ireland Show on the Lakers flagship station 710 AM ESPNLA Radio.

A local talent who grew up in Corona del Mar and graduated from UCLA in 1985 with a degree in history, Ireland's career path took him to stations in Monroe (LA), Beaumont (TX) and San Diego (CA) before bringing him home to the Los Angeles area in 1995.

In addition to his studio and "roving reporter" work over the years, Ireland added the Los Angeles Clippers radio play-by-play announcer responsibilities to his resume in 1997, working five seasons in all for the team on a fill-in basis before joining the Lakers beat in 2002. A three-time recipient of the Southern California Sports Broadcasters (SCSB) Irv Kaze Radio Talk Show Host Award, Ireland also previously filled in on radio play-by-play duties for both UCLA and Lakers basketball games.

Ireland, who enjoys pick-up basketball and golf when away from work, is involved in numerous charity organizations that include Autism Speaks among others.

He and his wife, Leasa, reside in Manhattan Beach with their son, Jack.

## RADIO COLOR COMMENTATOR

---



### MYCHAL THOMPSON

A member of the Lakers championship teams in 1987 and 1988, Mychal Thompson enters his 13th season as the team's radio color commentator. Formerly the Minnesota Timberwolves television color analyst for two seasons, Thompson teams with play-by-play announcer John Ireland for all Lakers radio broadcasts.

Thompson, a standout at the University of Minnesota, averaged 20.8 ppg throughout his four-year collegiate career and was named All-America following both the 1976-77 and 1977-78 campaigns. The leading scorer in Golden Gopher history with 1,992 points, Thompson was the first overall selection in the 1978 NBA Draft by the Portland Trailblazers. In 12 seasons and 935 regular season games with the Trailblazers, Lakers and San Antonio Spurs, Thompson averaged 13.7 points, 7.4 rebounds and 2.3 assists.

Prior to joining the Lakers broadcast team, Thompson co-hosted a radio show in Portland, Ore. and also worked with the NBA's Vancouver Grizzlies, Seattle SuperSonics and Trailblazers as a television broadcast color analyst. Thompson also serves as Sports Ambassador for his native Bahamas.

Thompson and his wife, Julie, reside in Ladera Ranch and have three sons: Mychel, a professional basketball player with past NBA and NBA Development League experience, Klay, who won the 2015 NBA Championship as a member of the Golden State Warriors, and Trayce, who made his Major League Baseball debut with the Chicago White Sox this season.



**FERNANDO GONZALEZ**

Beginning his 19th season as a play-by-play announcer for the Lakers, Fernando Gonzalez serves as the Spanish Voice of the team, broadcasting every game on 1330 ESPN Deportes, the Lakers Spanish language flagship.

Gonzalez is quite familiar to the Lakers Spanish-speaking audience as he also served as the news director for KWHY-TV and anchored the popular sports news program "Mundo Deportivo." Gonzalez has received several accolades for his work including the 1995 Golden Mike Award for best sports segment.

Not limited to basketball, Gonzalez has also broadcast a variety of sporting events including World Cup soccer, the Olympic Games, professional boxing, NHL hockey and Pacific-10 football.

Born in Toluca, Mexico, Fernando graduated from La Universidad Autonoma del Estado de Mexico with a law degree.

He and his wife, Maria Teresa, have two children, Luis Fernando and Tatiana and have been residents of Los Angeles since coming to the United States in 1989.

---

**SPANISH RADIO COLOR COMMENTATOR**

---

**JOSE "PEPE" MANTILLA**

Since 1993, Jose "Pepe" Mantilla has served as color commentator for Lakers Spanish broadcasts, now serving his 23rd season in that capacity with nearly 30 years of broadcasting experience overall. The original Spanish voice of the Lakers, Mantilla broadcasts every game to the team's large and growing Hispanic audience, and has not missed a single game in his over two-decades with the team. The Mexico native has seen the team claim five NBA titles during his tenure, which has included hosting "El Show de Los Lakers" and "Fiesta Lakers."

One of the most active sports journalists in Los Angeles, he is also a popular panelist for radio and TV sports shows, and as a result, was honored with the National Hispanic Media Coalition Impact Award in 2014. In addition to those duties, Pepe has managed to find time to broadcast the Olympics, MLB, the NFL, WNBA, the Pan American Games, college football and basketball, and a variety of soccer leagues and events, including several FIFA World Cups, MLS, the EPL, SERIE A, and Mexico's national soccer league. He is also the Spanish voice of the USC Trojans, and provided English commentary during the past two FIFA World Cups for AM 570 radio.

A graduate of UNAM in Mexico, Pepe and his wife Ivonne have one daughter, Mercedes, and one son, Andres, and make their home in Irvine.

---

**PUBLIC ADDRESS ANNOUNCER**

---

**LAWRENCE TANTER**

Entering his 33rd season as the Public Address Announcer for the Lakers, Lawrence Tanter is the longest-tenured PA announcer in franchise history and second-longest tenured in NBA history. Beginning in 1982 at the Great Western Forum and continuing to the present STAPLES Center, he has called over 1,500 games from his familiar seat at center court including three NBA All-Star games and 14 NBA Finals series. His mild demeanor coupled with his smooth delivery are unique to the NBA, ranging from the dissonant tone sensed in his voice with lines such as "Too Many Steps" to the cool declaration of "The Laker Girls."

Born in Chicago, Illinois, Tanter was a member of an Illinois state championship team while at Thornton High School. He later played at the University of Dubuque in Iowa.

A jazz historian and enthusiast, Tanter is a veteran of four decades of work at numerous radio stations throughout the Los Angeles area. He has interviewed over 500 recording artists, written liner notes for 20 albums, narrated several video games and done voice-overs for over 6,000 commercials.

Lawrence resides in Los Angeles and has one son, Miles.



HOME OF THE LAKERS

 **TIME WARNER CABLE  
SPORTSNET**

LOS LAKERS EN ESPAÑOL

 **TIME WARNER CABLE  
DEPORTES**





# THE PLAYERS

- 24 | Brandon Bass
- 28 | Tarik Black
- 30 | Anthony Brown
- 32 | Jabari Brown
- 34 | Kobe Bryant
- 42 | Jordan Clarkson
- 44 | Michael Frazier II
- 46 | Roy Hibbert
- 50 | Jonathan Holmes
- 52 | Marcelo Huertas
- 54 | Ryan Kelly
- 58 | Larry Nance Jr.
- 60 | Julius Randle
- 62 | D'Angelo Russell
- 64 | Robert Sacre
- 68 | Lou Williams
- 72 | Nick Young

#2 | FORWARD | HT: 6'8" | WT: 250



**BRANDON BASS**



# BRANDON BASS

#2 . FORWARD . 6-8 . 250 10 YEARS PRO

<b>BORN</b> April 30, 1985 (Baton Rouge, LA)	<b>HIGH SCHOOL</b> Capitol HS (Baton Rouge, LA)	<b>COLLEGE</b> Louisiana State	<b>RESIDENCE</b> Manhattan Beach
--	---	-----------------------------------	-------------------------------------

## CAREER / PLAYOFF HIGHS

	CAREER			PLAYOFFS		
PTS	27 @	Detroit	12/3/10	27 vs.	Philadelphia	5/21/12
MIN	43 @	LA Lakers	3/11/12	42 vs.	New York	5/3/13
FG	11 @	Detroit	12/3/10	9 vs.	Philadelphia	5/21/12
FGA	19 @	Charlotte (twice)	4/15/12	15 vs.	Philadelphia	5/14/12
3FG	1 vs.	Detroit (11 times)	3/22/15	-	-	-
3FGA	2 vs.	Detroit (6 times)	3/22/15	1 @	New Orleans	4/19/08
FT	10 vs.	Miami	4/1/12	12 vs.	Denver	5/9/09
FTA	12 vs.	New York (twice)	1/8/09	14 vs.	Denver	5/9/09
OFF. REB	10 @	Orlando	3/8/15	6 @	New Orleans (twice)	4/29/08
DEF. REB	11 vs.	LA Clippers (twice)	12/11/13	9 @	New York	4/20/13
REB	17 @	Orlando	3/8/15	10 @	New York (3 times)	4/23/13
AST	5 @	Orlando (3 times)	3/8/15	4 vs.	Philadelphia	5/26/12
STL	3 @	Cleveland (8 times)	4/10/15	4 @	Miami	6/9/12
BLK	4 @	Chicago (5 times)	3/31/14	2 @	Cleveland (6 times)	4/21/15

## CAREER REGULAR SEASON STATISTICS

Year	Team	G	GS	MIN	FG	FGA	PCT	3FG	3FGA	PCT	FT	FTA	PCT	OFF	DEF	TOT	A	PF	DQ	STL	TOT	BLK	PTS	AVG
05-06	NOP	29	1	268	28	70	400	0	0	---	12	19	632	18	50	68	3	18	0	3	11	7	68	2.3
06-07	NOP	21	1	162	15	44	341	0	1	.000	12	16	750	13	30	43	3	16	0	2	10	3	42	2.0
07-08	DAL	79	3	1556	246	493	499	0	4	.000	162	197	822	120	227	347	58	150	0	22	82	48	654	8.3
08-09	DAL	81	0	1575	252	508	496	0	6	.000	182	210	867	129	238	367	43	140	0	27	86	55	686	8.5
09-10	ORL	50	3	648	119	233	511	0	0	---	52	63	825	54	73	127	19	69	0	12	31	27	290	5.8
10-11	ORL	76	51	1980	332	645	515	0	2	.000	190	233	815	134	290	424	57	159	0	27	97	52	854	11.2
11-12	BOS	59	39	1868	303	632	479	0	0	---	132	163	810	95	270	365	55	135	1	34	65	54	738	12.5
12-13	BOS	81	69	2239	286	589	486	0	2	.000	129	150	860	129	296	425	84	188	1	44	80	64	701	8.7
13-14	BOS	82	73	2266	352	725	486	2	6	.333	205	239	858	161	309	470	87	190	0	36	102	71	911	11.1
14-15	BOS	82	43	1929	344	683	504	9	32	.281	169	214	790	139	259	398	104	140	0	41	83	32	866	10.6
TOTALS		640	283	14491	2277	4622	493	11	53	.208	1245	1504	828	992	2042	3034	513	1205	2	248	647	413	5810	9.1

## CAREER POSTSEASON STATISTICS

Year	Team	G	GS	MIN	FG	FGA	PCT	3FG	3FGA	PCT	FT	FTA	PCT	OFF	DEF	TOT	A	PF	DQ	STL	TOT	BLK	PTS	AVG
07-08	DAL	5	0	133	17	36	472	0	1	.000	24	25	960	20	14	34	2	12	0	3	3	3	58	11.6
08-09	DAL	10	0	192	33	60	550	0	0	---	28	31	903	13	28	41	7	22	0	7	4	4	94	9.4
09-10	ORL	7	0	42	7	13	538	0	0	---	5	6	833	2	6	8	1	2	0	0	1	0	19	2.7
10-11	ORL	6	6	139	16	38	421	0	0	---	12	13	923	12	13	25	2	7	0	3	7	5	44	7.3
11-12	BOS	20	20	608	81	175	463	0	0	---	59	64	922	26	79	105	15	50	1	14	15	10	221	11.1
12-13	BOS	6	5	204	14	29	483	0	0	---	12	15	800	8	32	40	7	17	1	2	5	1	40	6.7
14-15	BOS	4	4	86	7	20	350	0	0	---	6	10	600	3	5	8	10	4	0	1	3	3	20	5.0
TOTALS		58	35	1404	175	371	.472	0	1	.000	146	164	890	84	177	261	44	114	2	30	38	26	496	8.6

**How Acquired:** Signed by the Lakers as a free agent on July 9, 2015.

**2014-15:** Appeared in 82 games (43 starts), averaging 10.6 points, 1.3 assists and 0.50 steals in 23.5 minutes per game with the Boston Celtics... Shot 50.4% from the field and was one of three Celtics to appear in every game ... Scored 10+ points in 44 games, including 20+ points twice ... Notched five double-doubles ... Netted 5,000th career point 11/14 vs. Cleveland ... Scored a season-high 23 points with six rebounds 11/19 at Philadelphia ... Posted 16 points and nine rebounds 11/28 vs. Chicago ... Finished with 19 points, nine rebounds and a career-high-tying three steals 12/8 at Washington ... Tallied 18 points in just under 22 minutes 12/17 vs. Orlando ... Made first start of the season 1/22 at Portland, putting up a double-double of 13 points, 10 rebounds and a career-high five assists ... The following night, had 17 points, nine rebounds and tied career-highs with five assists and three steals 1/23 at Denver ... Played in 600th career game 1/25 at Golden State... Posted second double-double of the year with 13 points and 10 rebounds 2/20 at Sacramento ... Recorded third double-double with 15 points and 12 rebounds 3/1 vs. Golden State ... Totaled 19 points with a career-high 17 rebounds and a career-high tying five assists 3/8 at Orlando ... Led the Celtics in scoring five times, rebounds 13 times, assists twice, steals five times, blocks 18 times and minutes five times... In four playoff games, averaged 5.0 points, 2.0 rebounds and 2.5 assists in 21.5 minutes per game.





## BRANDON BASS

**CAREER:** Drafted by New Orleans in the second round (33rd overall) of the 2005 NBA Draft ... Signed as a free agent with Dallas on July 26, 2007 ... Signed as a free agent with Orlando on July 10, 2009 ... Traded by Orlando to Boston for Glen Davis and Von Wafer on December 12, 2011 ... In 640 career games (283 starts), has averaged 9.1 points, 4.7 rebounds and 0.8 assists in 22.6 minutes ... Over 58 career playoff contests (35 starts), is averaging 8.6 points, 4.5 rebounds and 0.8 assists in 24.2 minutes ... Owns 30 career double-doubles ... Has 289 career double-figure scoring games, including 16 contests with 20 or more points ... Has notched 34 career games with double-figure rebounding efforts.

**2013-14:** Averaged 11.1 points, 5.7 rebounds, 1.1 assists and 0.87 blocks in 27.6 minutes over 82 games (73 starts) ... Recorded five double-doubles ... Scored in double-figures 46 times and posted 20 or more points twice ... Ranked 14th in the NBA in free throw percentage at 85.8% ... One of two Celtics to appear in every single game ... Notched a season-high 20 points 11/6 vs. Utah ... Hauled in a season-high 13 rebounds and matched a career-high with four blocks 11/27 vs. Memphis ... Sank first career three-pointer 11/29 vs. Cleveland ... Totaled 16 points, eight rebounds and tied a career-high with three steals 12/8 at New York ... Had a double-double of 13 points and 11 rebounds 12/10 at BKN ... Recorded second-straight double-double with 17 points and 12 rebounds 12/11 vs. LAC ... Notched 11 points and 11 rebounds 12/21 vs. WAS ... Posted fourth double-double with 16 points (8-10 FG) and 11 rebounds 1/3 vs. NOP ... Recorded 17 points (6-6 FG, 5-6 FT) and eight rebounds 1/26 vs. BKN ... Tied a season-high with 20 points 2/21 at LA Lakers ... Recorded 18 points, nine rebounds and a career-high tying four blocks 3/31 at CHI ... Appeared in his 500th career game 12/11 vs. LA Clippers ... Led the Celtics in scoring in eight games, rebounds 22 times, assists once, steals 10 times, blocks 33 times and minutes six times.

**2012-13:** Averaged 8.7 points, 5.2 rebounds, 1.0 assists and 0.79 blocks in 27.6 minutes per game ... Played in 81 games (69 starts) ... Recorded double-figures in points in 32 games and 20 or more points twice ... Finished with three double-doubles ... Opened the season with 15 points and 11 rebounds 10/30 at Miami ... Netted 16 points to go along with five rebounds 11/12 at Chicago ... Went for 16 points and six rebounds 11/21 vs. San Antonio ... Notched a double-double 11/25 at Orlando with 13 points and 12 rebounds ... Recorded 12 points, eight rebounds, two steals and a season-high three blocks 12/5 vs. Minnesota ... Had a season-high four assists with nine points and eight rebounds 2/3 vs. LA Clippers ... Recorded 2,000th career rebound 2/13 vs. Chicago ... Tied a then career-high with 13 rebounds 3/10 at Oklahoma City ... Notched a double-double finishing with a season-high tying 16 points to go along with 11 rebounds 3/22 at Dallas ... Notched a season-high 22 points and five rebounds 3/27 at Cleveland ... Had 17 points, seven rebounds and three blocks 4/3 vs. Detroit ... Posted 17 points, including 4,000th career point, and nine rebounds 4/12 at Miami ... Led the Celtics in scoring five times, rebounding 11 times, steals 10 times, blocks 26 times and minutes seven times ... In six playoff games (five starts), averaged 6.7 points, 6.7 rebounds and 1.2 assists in 34.0 minutes per game.

**2011-12:** Averaged a career-high 12.5 points, a career-high 6.2 rebounds, 0.9 assists and 0.92 steals in 31.7 minutes over 59 contests ... Averaged 12.9 points, 6.2 rebounds and 1.1 blocks in 39 starts ... Had 44 games with 10+ points, including five games with 20+ points ... Recorded seven double-doubles ... In season opener, recorded a double-double with 20 points and 11 rebounds 12/25 at New York ... Recorded a double-double 1/4 vs. New Jersey with 15 points and 13 rebounds ... Recorded first start of the season and recorded 10 points, nine rebounds, one steal and one block in 32:41 of action 1/13 vs. Chicago ... Scored 18 points and tied a career-high with four blocks 3/4 vs. New York ... Posted a season-high 22 points and nine rebounds 3/14 at Golden State, including 3,000th career point ... Set a career-high with three steals to go with 15 points and five rebounds 4/5 at Chicago ... Tied a season-high with 22 points 4/15 at Charlotte ... Missed a total of seven games due to a sore left knee (2/5; 2/12 - 2/22) ... Led the Celtics in rebounding in 17 games, in blocks 18 times and in minutes 11 times ... In 20 postseason games, averaged 11.1 points, 5.3 rebounds and shot 92.2% from the free throw line ... Scored a playoff career-high 27 points 5/21 vs. Philadelphia.

**2010-11:** Averaged 11.2 points, 5.6 rebounds, 0.8 assists and 0.68 blocks in 26.1 minutes per game ... Played in 76 games ... In 51 starts, averaged 11.8 points and 5.8 rebounds per game ... Shot a career-high 51.5% from the floor ... Ranked 19th in the NBA in field goal percentage ... Led or tied the team in scoring three times and in rebounding five times ... Scored in double-figures 46 times and had 20 or more points three times ... Had three double-doubles ... Recorded at least one blocked shot 36 times and had two or more blocks 12 times ... Pulled down 1,000th career rebound 11/15 vs. Memphis and scored 2,000th career point 12/14 at Denver ... Scored a career-high 27 points 12/3 at Detroit ... Finished with 13 points and 11 rebounds 12/12 at LA Clippers ... Tallied 15 points and 11 rebounds 2/16 vs. Washington ... In six playoff games, averaged 7.3 points, 4.2 rebounds and 0.50 steals in 23.2 minutes.

**2009-10:** Played in 50 games (three starts) for Orlando, averaging 5.8 points, 2.5 rebounds, 0.4 assists and 0.54 blocks in 13.0 minutes per game ... Shot 51.1% (119-233) from the floor ... In three starts, averaged 10.0 points, 3.0 rebounds and 1.00 steal in 24.7 minutes per game ... Scored in double figures 11 times ... Had a season-high 17 points 12/2 vs. New York ... Grabbed a season-best nine rebounds to go with 16 points 3/13 at Washington ... Recorded 900th career rebound 3/3 vs. Golden State ... Had at least one blocked shot 19 times, including a season-high three blocks 12/16 vs. Toronto ... Missed one game 11/13 due to the flu ... DNP-CD 31 times ... In seven postseason contests, averaged 2.7 points and 1.1 rebounds in 6.0 minutes.

**2008-09:** Played in 81 games (all reserve) with Dallas, averaging 8.5 points, 4.5 rebounds, 0.5 assists and 0.68 blocks in 19.4 minutes ... Shot 49.6% (252-408) from the field 86.7% (182-210) from the free throw line ... Tied for 19th in the NBA in free throw percentage ... Scored in double figures 31 times, including one 20+ point game ... Recorded four double-doubles ... Pulled down 10+ rebounds five times ... Had at least one blocked shot 41 times ... Pulled down a season-high 13 rebounds to go with eight points 4/10 vs. New Orleans ... Notched a double-double of 12 points and 11 rebounds and a career-high four blocks 1/8 vs. New York ... Netted 18 points with 11 rebounds and a career-high tying four blocks 2/25 vs. Milwaukee.



**2007-08:** Appeared in 79 games (one start) with Dallas, averaging 8.3 points, 4.4 rebounds, 0.7 assists and 0.61 blocks in 19.7 minutes per game ... Totaled three double-doubles ... Scored in double figures 34 times and had one game of 20 or more points ... Posted first double-double of the year with 10 points and a season-high 12 rebounds 11/8 at Golden State ... Dropped in a season-high 21 points with five rebounds 3/30 at Golden State ... Recorded 13 points (4-6 FG) and a season-high tying 12 rebounds 4/16 vs. New Orleans ... Missed two games due to a sprained left ankle (11/5) and a sore right Achilles (1/23) ... DNP-CD on 12/28 ... In five postseason contests, averaged 11.6 points and 6.8 rebounds in 26.6 minutes per game, while shooting 96.0% (24-25) from the free throw line.

**2006-07:** Played in 21 games (three starts) with New Orleans, averaging 2.0 points and 2.0 rebounds in 7.7 minutes per game ... Recorded season highs with 12 points, seven rebounds, one assist, one steal and one block 11/15 at Detroit ... Matched a season-high with seven rebounds 12/23 vs. San Antonio ... Registered 37 DNP-CDs and spent 24 games on the Inactive List.

**2005-06:** Appeared in 29 games (one start) during rookie campaign with New Orleans, averaging 2.3 points and 2.3 rebounds and 0.24 blocks in 9.2 minutes ... Made NBA debut 11/1 vs. Sacramento, tallying two points and one rebound ... Had a season-high seven rebounds 4/2 at Toronto and 4/16 at Sacramento ... Made first career start 4/17 at Phoenix, recording four points and three rebounds ... Had 25 DNP-CDs and was on the Inactive List for 28 games ... **NBA D-League:** Played in one game on assignment with the Tulsa 66ers (16 points, five rebounds).

**COLLEGE:** Played two seasons at Louisiana State University, averaging 15.1 points 8.2 rebounds and 1.76 blocks in 34.2 minutes per game in 59 career games ... Finished career as LSU's third all-time leading shot blocker (104) ... Posted 19 double-doubles and scored 20+ points 13 times ... As a sophomore (2004-05), named SEC Player of the Year and earned Honorable Mention All-America honors from The Associated Press, after averaging 17.3 points, 9.1 rebounds and 1.8 blocks per game ... Led the SEC in field goal percentage (56.7%), while ranking third in scoring, second in rebounding and fourth in blocked shots ... As a freshman (2003-04), averaged 12.8 points, 7.4 rebounds and 1.9 blocks per game ... Led the team and was eighth in the SEC in blocked shots, while standing second on the Tigers in both scoring and rebounding.

**PERSONAL:** Full name is Brandon Samuel Bass ... Born in Baton Rouge, LA to Aretha Bass and Charles Joseph ... Nickname is "BBass" ... Younger brother, Chris, played basketball at LSU ... Founded the Brandon Bass Reach Back Foundation in 2007-08, with the mission to provide a diverse range of programs and activities designed to encourage and enhance the lives of underprivileged youth in disadvantaged communities ... Began playing organized basketball at the age of 10 ... Honored by LSU as a member of the 2000's All-Decade Team as part of a celebration of 100 years of Tigers basketball in March of 2008 ... Dedicated new Reading and Learning Centers in the Dallas-Fort Worth area ... Raised money with every field goal made between March and April to benefit the 2008 Brandon Bass Youth Basketball Summer Camp ... Favorite non-NBA sports team is the Dallas Cowboys ... Spends free time reading books and listening to music ... Has one son, Brandon, Jr. and one daughter, Bella.



#28 | CENTER-FORWARD | HT: 6'9" | WT: 250



**TARIK BLACK**



# TARIK BLACK

#28 . CENTER . 6-9 . 250 . 1 YEAR PRO

<u>BORN</u>	<u>HIGH SCHOOL</u>	<u>COLLEGE</u>	<u>RESIDENCE</u>
November 22, 1991 (Memphis, TN)	Ridgeway HS (Memphis, TN)	Kansas	Marina del Rey

## CAREER / PLAYOFF HIGHS

	CAREER	PLAYOFFS
PTS	18 vs. Minnesota 4/10/15	- - -
MIN	35 vs. LA Lakers 11/19/14	- - -
FG	8 vs. Minnesota (twice) 4/10/15	- - -
FGA	12 vs. Utah 3/19/15	- - -
3FG	- - -	- - -
3FGA	1 vs. LA Clippers 11/28/14	- - -
FT	6 vs. Orlando 1/9/15	- - -
FTA	11 @ Toronto 3/27/15	- - -
OFF. REB	9 vs. Memphis 12/3/14	- - -
DEF. REB	16 vs. Dallas 4/12/15	- - -
REB	19 vs. Dallas 4/12/15	- - -
AST	3 vs. Dallas (3 times) 3/8/15	- - -
STL	2 @ Oklahoma City (twice) 3/24/15	- - -
BLK	2 @ Minnesota (5 times) 3/25/15	- - -

## CAREER REGULAR SEASON STATISTICS

Year	Team	G	GS	MIN	FG	FGA	PCT	3FG	3FGA	PCT	FT	FTA	PCT	OFF	DEF	TOT	A	PF	DQ	STL	TO	BLK	PTS	AVG
14-15	HOU-LAL	63	39	1195	157	273	.575	0	1	.000	65	118	.551	142	226	368	42	158	2	19	48	24	379	6.0
<b>TOTALS</b>		<b>63</b>	<b>39</b>	<b>1195</b>	<b>157</b>	<b>273</b>	<b>.575</b>	<b>0</b>	<b>1</b>	<b>.000</b>	<b>65</b>	<b>118</b>	<b>.551</b>	<b>142</b>	<b>226</b>	<b>368</b>	<b>42</b>	<b>158</b>	<b>2</b>	<b>19</b>	<b>48</b>	<b>24</b>	<b>379</b>	<b>6.0</b>

**HOW ACQUIRED:** Awarded to the Lakers on a waiver claim on December 28, 2014.

**2014-15:** Appeared in 63 games (39 starts), averaging 6.0 points, 5.8 rebounds, 0.7 assists, 0.30 steals and 0.38 blocks in 19.0 minutes with Los Angeles and Houston ... In 38 games (27 starts) with Los Angeles, averaged 7.2 points, 6.3 rebounds, 0.9 assists, 0.34 steals and 0.58 blocks in 21.1 minutes ... Averaged 4.2 points and 5.1 rebounds (2.3 offensive) in 15.7 minutes over 25 games (12 starts) with Houston ... Totaled 14 games of 10+ points, seven games of 10+ rebounds, and five double-doubles ... Ranked among rookie league leaders in rebounds (3rd/5.8) and offensive rebounds (2nd/2.3) per game ... Grabbed a career-high 19 rebounds 4/12 vs. Dallas, becoming the first Lakers rookie since Leroy Ellis on 2/24/63 to have at least 19 rebounds ... Became the first rookie to achieve that many boards in a game (19) in 2014-15, and just the fourth rookie (D. Blair, G. Dieng, J. Henson) to achieve that feat in the last six seasons ... Of the 19 rebounds, 16 were defensive rebounds, also a career mark ... In 20 games after being reinserted into the starting lineup at the center position, averaged 9.3 points (60.5% shooting) and 7.5 rebounds ... Had a streak of four-consecutive 10+ point outings (4/1 vs. New Orleans - 4/7 at L.A. Clippers), while shooting 67.6% (23-34) in that span ... Set a career-high with 18 points (tying a career mark with eight FGM on just nine FGA) to go with 10 rebounds 4/10 vs. Minnesota ... Recorded first career double-double with 10 points and 11 rebounds 12/3 vs. Memphis ... Tallied five points and three rebounds in Lakers debut 1/7 at L.A. Clippers ... Tallied 16 points on a career-best eight field goals 4/1 vs. New Orleans ... Missed two games due to a right ankle sprain (1/21-1/23) ... DNP-CD 11 times ... **NBA D-League:** Played in one game on assignment with the Los Angeles D-Fenders, finishing with 23 points (9-14 FG) and 12 rebounds in 33 minutes 1/3 vs. Reno.

**CAREER:** Signed as an undrafted free agent with the Houston Rockets on August 27, 2014 ... Waived by Houston on December 26, 2014.

**COLLEGE:** Appeared in a combined 135 games over four seasons at Kansas and Memphis, averaging 8.4 points, 4.7 rebounds, 0.3 assists and 1.08 blocks in 20.7 minutes ... Senior (2013-14) (Kansas): Started 15 times and played in 33 games ... Averaged 15.0 points in the NCAA Tournament, including a game-high 18 points 3/23 vs. Stanford ... Averaged 11.0 rebounds in the Big 12 Championship ... Notched a season-high 19 points (9-9 FG) on Senior Night, the best efficiency by a Jayhawk since 1990 ... Finished career with 1,128 points ... Big 12 Newcomer of the Week (12/23) ... Junior (2012-13) (Memphis): Played in 32 games (five starts) ... Averaged 20.8 minutes, 8.1 points and 4.8 rebounds per game ... Led Conference USA in field goal percentage (58.9% for the second-straight season ... Had 10 games with double-figure scoring and one with 10-plus boards ... Named to the Tiger Academic 30 for the 2013 spring semester for having the highest grade-point average on the team ... Sophomore (2011-12) (Memphis): Named to the C-USA All-Defensive Team and Second-Team All C-USA ... Played in all 35 games (31 starts), averaging 10.7 points, 4.9 rebounds and 1.5 blocked shots ... Led Memphis in rebounding nine times ... Pulled down five-plus rebounds 16 times and 10-plus boards four times ... Had 18 games with double-figure scoring ... Set the Memphis single-season field goal percentage record at 68.9% ... Ranked among the C-USA leaders in field goal percentage (1st.698) and blocked shots (6th/1.5) ... Shot 76.5% in postseason play (C-USA and NCAA tournaments) ... Had a double-double with 15 points and a career-high tying 13 rebounds 3/8 vs. UTEP in the C-USA Tournament quarterfinals ... Shot 71.7% from the field in league play ... Freshman (2010-11) (Memphis): Member of the C-USA All-Freshman Team ... Played in all 35 games and made 24 starts, including 18 of the final 19 contests ... Led Memphis in rebounding 10 times ... Grabbed five or more rebounds 21 times.

**PERSONAL:** Full name is Tarik Bernard Black ... First name pronounced TAR-ick ... Born in Memphis, TN ... Parents are Lawrence Black and Judith Moore ... Has two older siblings, Bilal and Amal ... Father played college basketball ... Graduated from Memphis with a degree in organizational leadership ... Working on a master's degree in African and African American Studies ... First played organized basketball in 9th grade at the age of 15 ... Spent time playing baseball in middle school ... Has musical talent, having played the trumpet for eight years ... Led his high school teams to District 15-AAA titles as a junior and senior ... Partnered with the Lakers in 2014-15 to give back to the community at various charitable events, including the Read to Achieve Grand Prize Event, Camp Lakers and the Lakers Youth Foundation Golf Tournament.



#3 | FORWARD | HT: 6'7" | WT: 210



**ANTHONY BROWN**





# ANTHONY BROWN

#3 . GUARD/FORWARD . 6-7 . 210 . ROOKIE

**BORN**  
October 10, 1992  
(Bellflower, CA)

**HIGH SCHOOL**  
Ocean View HS  
(Huntington Beach, CA)

**COLLEGE**  
Stanford

**RESIDENCE**  
Bellflower

## COLLEGIATE CAREER HIGHS

	CAREER		
PTS	30	@	Washington State 2/15/14
MIN	47	@	UCLA 1/8/15
FG	10	@	Oregon 1/12/14
FGA	17	@	UCLA (twice) 1/8/15
3FG	5	@	UCLA 1/8/15
3FGA	11	@	UCLA 1/8/15
FT	12	@	Washington 1/28/15
FTA	15	@	Washington 1/28/15
OFF. REB	4	vs.	Connecticut (4 times) 1/17/15
DEF. REB	12	@	Colorado 2/15/15
REB	13	@	Colorado 2/15/15
AST	6	@	USC 1/26/14
STL	5	@	Denver 11/17/13
BLK	3	@	Washington 1/28/15

## COLLEGIATE CAREER STATISTICS

Year	Team	G	GS	MIN	FG	FGA	PCT	3FG	3FGA	PCT	FT	FTA	PCT	OFF	DEF	TOT	A	PF	DQ	STL	TO	BLK	PTS	AVG
10-11	Stanford	30	12	718	90	216	.417	42	119	.353	39	55	.709	31	66	97	23	40	1	16	32	7	261	8.7
11-12	Stanford	37	21	886	106	268	.396	42	120	.350	45	72	.625	32	117	149	38	65	0	23	49	4	299	8.1
12-13	Stanford	4	2	70	4	20	200	2	6	.333	2	2	1.000	1	8	9	1	7	0	1	5	1	12	3.0
13-14	Stanford	36	35	1206	142	299	.475	53	117	.453	106	135	.785	33	147	180	75	67	0	31	70	4	443	12.3
14-15	Stanford	37	36	1320	176	408	.431	79	179	.441	116	146	.795	42	214	256	94	78	1	28	72	7	547	14.8
<b>TOTALS</b>		<b>144</b>	<b>106</b>	<b>4200</b>	<b>518</b>	<b>1211</b>	<b>.428</b>	<b>218</b>	<b>541</b>	<b>.403</b>	<b>308</b>	<b>410</b>	<b>.751</b>	<b>139</b>	<b>552</b>	<b>691</b>	<b>231</b>	<b>257</b>	<b>2</b>	<b>99</b>	<b>228</b>	<b>23</b>	<b>1562</b>	<b>10.8</b>

**HOW ACQUIRED:** Selected by the Lakers in the second round (34th overall) of the 2015 NBA Draft.

**COLLEGE:** In 144 career games (106 starts) at Stanford, averaged 10.8 points, 4.8 rebounds, 1.6 assists and 0.69 steals ... Senior (2014-15): Pac-12 All-Academic Second Team honoree, All-Pac-12 Honorable mention and Julius Erving Small Forward of the Year Award candidate ... Appeared in 37 games, making 36 starts for the Cardinal ... Averaged 14.8 points, a team-high 6.9 rebounds, and 2.5 assists per game ... Shot 43.1% from the field, 44.1% from three-point range, and 79.5% from the free throw line ... Scored a season-high 26 points to go with eight rebounds and four assists against Vanderbilt on 3/24 ... Redshirt Junior (2013-14): Selected as the Pac-12 Most Improved Player of the Year, while earning Pac-12 All-Academic First Team honors ... Started 35 of 36 games played, averaging 12.3 points, 5.0 rebounds, and 2.1 assists per game ... Shot 47.5% from the field, 45.3% from three-point range, and 78.5% from the free throw line ... Tallied a career-high 30 points (8-10 FG, 10-11 FT) 2/15 at Washington State ... Junior (2012-13): Pac-12 All-Academic Honorable Mention honoree ... Played in four games (two starts), before missing the remainder of the season with a hip injury ... Sophomore (2011-12): Pac-12 All-Academic Honorable Mention honoree ... Played in all 37 games, making 21 starts and averaging 8.1 points, 4.0 rebounds, and 1.0 assists per game ... Freshman (2010-11): Scored in double-figures 15 times, earning a selection to the Pac-10 All-Freshman Team ... Appeared in 30 games (12 starts), averaging 8.7 points, and 3.2 rebounds per game ... Block "S" outstanding Freshman award recipient.

**PERSONAL:** Parents are Quentin and Raquel Brown ... Quentin played basketball at UC Irvine ... Graduated with a degree from Stanford in Communication ... Attended Ocean View High School in Huntington Beach, where he was a four-year letterwinner in basketball ... No. 7 ranked small forward, No. 41 player overall and a four-star recruit by Scout.com ... Averaged 14.0 points and 6.0 rebounds per game as a junior, and was named CIF Southern Section Player of the Year, a first-team all-state pick and league MVP ... Member of the USA Basketball U19 World Championship Team in 2011 that played in Latvia, appearing in five contests and averaging 3.6 points and 1.8 rebounds in 11.4 minutes per game ... Favorite non-NBA sports team is the San Diego Chargers ... Person most admired is Martin Luther King, Jr. ... Lists Serena Williams as athlete admired outside of the NBA ... Favorite actor is Denzel Washington.



#15 | GUARD | HT: 6'4" | WT: 215



**JABARI BROWN**

# JABARI BROWN

#15 . GUARD . 6-4 . 215 . 1 YEAR PRO

<u>BORN</u>	<u>HIGH SCHOOL</u>	<u>COLLEGE</u>	<u>RESIDENCE</u>
December 18, 1992 (Berkeley, CA)	Oakland HS (Oakland, CA)	Missouri	Los Angeles

## CAREER / PLAYOFF HIGHS

	CAREER			PLAYOFFS
PTS	32 vs. Sacramento	4/15/15	-	-
MIN	48 vs. Sacramento	4/15/15	-	-
FG	9 vs. Sacramento	4/15/15	-	-
FGA	19 vs. Sacramento	4/15/15	-	-
3FG	4 vs. Sacramento	4/15/15	-	-
3FGA	6 vs. Sacramento (3 times)	4/15/15	-	-
FT	10 vs. Sacramento	4/15/15	-	-
FTA	12 vs. Minnesota	4/10/15	-	-
OFF. REB	1 @ Denver (3 times)	4/8/15	-	-
DEF. REB	4 @ Brooklyn (twice)	3/29/15	-	-
REB	4 @ Denver (3 times)	4/8/15	-	-
AST	7 @ Sacramento (twice)	4/13/15	-	-
STL	4 @ Brooklyn	3/29/15	-	-
BLK	1 @ Brooklyn (twice)	3/29/15	-	-

## CAREER REGULAR SEASON NBA STATISTICS

Year	Team	G	GS	MIN	FG	FGA	PCT	3FG	3FGA	PCT	FT	FTA	PCT	OFF	DEF	TOT	A	PF	DQ	STL	TO	BLK	PTS	AVG
14-15	LAL	19	5	568	70	170	.412	23	62	.371	64	85	.753	3	33	36	40	33	0	12	32	2	227	11.9
TOTALS		19	5	568	70	170	.412	23	62	.371	64	85	.753	3	33	36	40	33	0	12	32	2	227	11.9

**HOW ACQUIRED:** Signed by the Lakers to a 10-day contract on March 10, 2015, to a second 10-day contract on March 21, and then to a multi-year contract on April 1.

**2014-15:** In 19 games (five starts), averaged 11.9 points, 1.9 rebounds, 2.1 assists, 0.63 steals and 0.11 blocks in 29.9 minutes ... Finished with 10 10+ point games, including three 20+ point contests and one 30+ point outing ... Notched seven points, two rebounds and an assist in NBA debut 3/12 vs. New York ... The Oakland native returned home and scored five points 3/16 at Golden State ... Had first double-figure scoring game with 10 points 3/22 vs. PHI ... In the final game of second 10-day contract 3/30 at Philadelphia, finished with career-highs (all since surpassed) in points (22), field goals (seven) and minutes (34), and also tied a career mark with three three-pointers made ... Scored seven points 4/7 at LA Clippers, becoming the first rookie with at least five points in first 13 games as a Laker since Nick Van Exel (1993-94) ... Made first-career start 4/8 at DEN ... On 4/15 vs. SAC, set career marks in points (32), field goals made (nine), three-pointers made (four), and free throws made (10) ... DNP-CD once ...

**NBA D-League:** In 39 games (25 starts) with the Los Angeles D-Fenders, averaged 24.4 points, 4.1 rebounds and 2.2 assists in 34.9 minutes ... NBA D-League All-Star ... At the time of NBA Call-Up, led the league in points per game ... Scored 20 or more points in 28 games, including 10 games with 30+ ... Scored 50 points 1/10 at Sioux Falls, the second-highest single-game output in D-Fenders history ... Scored 48 points 2/28 vs. Bakersfield.

**COLLEGE:** Averaged 17.0 points, 3.9 rebounds and 1.7 assists in 62 games (61 starts) over three collegiate seasons at Missouri and Oregon ... Junior (2013-14): First Team All-Southeastern Conference and led the league in scoring, averaging 19.9 points in 35 total games ... Paced the SEC with 20.7 points in 18 league contests ... Topped 20 points in scoring 19 times overall, the most by a Tiger since Anthony Peeler in 1992 and failed to reach double figures in scoring just once ... Reached 30 points twice, scoring 33 points 2/1 vs. Kentucky and 30 points 3/18 vs. Davidson ... Was an incredibly efficient scorer, shooting 51.3% inside the three-point stripe and he finished the year hitting 212-of-266 total free throws, ranking No. 3 all-time for single-season free throw makes and No. 2 for single-season free throw attempts ... Ranked among the SEC leaders in several statistical categories, finishing in the Top 10 in scoring (1st/20.7), field goal percentage (4th/.468), free throw percentage (5th/.846), free throw makes (2nd/115), three-point percentage (4th/.414), three-point makes (8th/2.1) and minutes played (3rd/36.6) ... Finished the year as the fifth fastest player in program history to reach 1,000 points, needing just 59 games to hit the milestone ... Sophomore (2012-13): After becoming eligible following the completion of the fall semester, played in 24 games (23 starts) ... Started the final 23 games, averaging 13.7 points and 3.4 rebounds ... Led the team with 56 three-point makes ... Had five 20 point performances ... Freshman (2011-12) Started the first two games of the season for Oregon before deciding to transfer to Mizzou just after the start of the season ... Became eligible for competition after the completion of the 2012 fall semester.

**PERSONAL:** Born in Berkeley, CA ... Son of David and Fannie Brown ... Has one younger brother, Jamil ... Father played basketball at Morehouse and mother played basketball at Pepperdine ... Currently finishing degree in psychology ... Started playing organized basketball at five years old ... Played his junior season at Missouri with current Lakers teammate Jordan Clarkson ... Suited up alongside Phil Pressey, son of Lakers assistant Paul Pressey, at Mizzou as well ... Ranked the No. 19 national prospect in the class of 2011 and named a Jordan Brand All-American ... Averaged 23.8 points and 4.1 rebounds per game as a senior at Oakland High School ... Started his junior season at Findlay Prep (Nev.) where he averaged 16 points per game before transferring mid-year to Oakland High School ... Led Oakland High to second round of the state playoffs ... Played AAU ball for the Drew Gooden Soldiers ... Enjoys traveling in the offseason, having visited Belgium, France, Holland and Italy ... Favorite non-NBA sports team is the Oakland Raiders ... Teamed with the Lakers community relations department in 2015 to give back through Camp Lakers and the Lakers Youth Foundation Golf Tournament.



#24 | GUARD | HT: 6'6" | WT: 212



**KOBE BRYANT**



# KOBE BRYANT

#24 . GUARD . 6-6 . 212 . 19 YEARS PRO

<b>BORN</b> August 23, 1978 (Philadelphia, PA)	<b>HIGH SCHOOL</b> Lower Merion HS (Ardmore, PA)	<b>COLLEGE</b> None	<b>RESIDENCE</b> Newport Coast
--	--	------------------------	-----------------------------------

## CAREER / PLAYOFF HIGHS

	CAREER		PLAYOFFS
PTS	81 vs. Toronto	1/22/06	50 vs. Phoenix
MIN	54 @ Charlotte (3 times)	12/29/06	52 vs. Phoenix (3 times)
FG	28 vs. Toronto	1/22/06	20 vs. Phoenix
FGA	47 @ Boston	11/7/02	38 @ San Antonio
3FG	12 vs. Seattle	1/7/03	6 @ Boston (3 times)
3FGA	18 vs. Seattle	1/7/03	11 vs. Denver (4 times)
FT	23 @ New York (twice)	1/31/06	21 vs. Utah
FTA	27 vs. Dallas (twice)	3/2/08	23 vs. Utah
OFF. REB	8 @ Dallas	4/18/00	9 @ Sacramento
DEF. REB	13 @ Toronto (twice)	1/24/10	11 vs. Boston (twice)
REB	16 @ Toronto	1/24/10	16 @ Sacramento
AST	17 vs. Cleveland	1/15/15	13 vs. Phoenix
STL	7 vs. Utah	2/13/06	5 vs. Dallas (3 times)
BLK	5 vs. Charlotte (3 times)	2/2/01	4 vs. Phoenix (4 times)

## CAREER REGULAR SEASON STATISTICS

Year	Team	G	GS	MIN	FG	FGA	PCT	3FG	3FGA	PCT	FT	FTA	PCT	OFF	DEF	TOT	A	PF	DQ	STL	TO	BLK	PTS	AVG
96-97	LAL	71	6	1103	176	422	.417	51	136	.375	136	166	.819	47	85	132	91	102	0	49	112	23	539	7.6
97-98	LAL	79	1	2056	391	913	.428	75	220	.341	363	457	.794	79	163	242	199	180	1	74	157	40	1220	15.4
98-99	LAL	50	50	1896	362	779	.465	27	101	.267	245	292	.839	53	211	264	190	153	3	72	157	50	996	19.9
99-00	LAL	66	62	2524	554	1183	.468	46	144	.319	331	403	.821	108	308	416	323	220	4	106	182	62	1485	22.5
00-01	LAL	68	68	2783	701	1510	.464	61	200	.305	475	557	.853	104	295	399	338	222	3	114	220	43	1938	28.5
01-02	LAL	80	80	3063	749	1597	.469	33	132	.250	488	589	.829	112	329	441	438	228	1	118	223	35	2019	25.2
02-03	LAL	82	82	3401	868	1924	.451	124	324	.383	601	713	.843	106	458	564	481	218	0	181	288	67	2461	30.0
03-04	LAL	65	64	2447	516	1178	.438	71	217	.327	454	533	.852	103	256	359	330	176	0	112	171	28	1857	24.6
04-05	LAL	66	66	2689	573	1324	.433	131	387	.339	542	664	.816	95	297	392	398	174	1	86	270	53	1919	27.0
05-06	LAL	80	80	3277	978	2173	.450	180	518	.347	696	819	.850	71	354	425	360	233	1	147	250	30	2832	35.4
06-07	LAL	77	77	3140	813	1757	.463	137	398	.344	667	768	.868	75	364	439	413	203	2	111	255	36	2430	31.6
07-08	LAL	82	82	3192	775	1690	.459	150	415	.361	623	742	.840	94	423	517	441	227	1	151	257	40	2323	28.3
08-09	LAL	82	82	2960	800	1712	.467	118	336	.351	483	564	.856	90	339	429	399	189	1	120	210	37	2201	26.8
09-10	LAL	73	73	2835	716	1569	.456	99	301	.329	439	541	.811	78	313	391	365	187	0	113	233	20	1970	27.0
10-11	LAL	82	82	2779	740	1639	.451	115	356	.323	483	583	.828	83	336	419	388	172	0	99	243	12	2078	25.3
11-12	LAL	58	58	2232	574	1336	.430	87	287	.303	381	451	.845	66	247	313	264	105	0	69	204	18	1616	27.9
12-13	LAL	78	78	3013	738	1595	.463	132	407	.324	525	626	.839	66	367	433	469	173	0	106	287	25	2133	27.3
13-14	LAL	6	6	177	31	73	.425	3	16	.188	18	21	.857	2	24	26	38	9	0	7	34	1	83	13.8
14-15	LAL	35	35	1207	266	713	.373	54	184	.293	196	241	.813	26	173	199	197	65	0	47	128	7	782	22.3
TOTALS		1280	1132	46774	11321	25087	.451	1694	5079	.334	8146	9730	.837	1458	5342	6800	6122	3238	18	1882	3881	627	32482	25.4

## CAREER POSTSEASON STATISTICS

Year	Team	G	GS	MIN	FG	FGA	PCT	3FG	3FGA	PCT	FT	FTA	PCT	OFF	DEF	TOT	A	PF	DQ	STL	TO	BLK	PTS	AVG
96-97	LAL	9	0	133	21	55	.382	6	23	.261	26	30	.867	1	10	11	11	23	0	3	14	2	74	8.2
97-98	LAL	11	0	220	31	76	.408	3	14	.214	31	45	.689	7	14	21	16	28	0	3	11	8	96	8.7
98-99	LAL	8	8	315	61	142	.430	8	23	.348	28	35	.800	13	42	55	37	24	1	15	31	10	158	19.8
99-00	LAL	22	22	857	174	394	.442	22	64	.344	95	126	.754	26	72	98	97	89	1	32	55	32	465	21.1
00-01	LAL	16	16	694	168	358	.469	11	34	.324	124	151	.821	29	87	116	97	53	0	25	51	12	471	29.4
01-02	LAL	19	19	833	187	431	.434	22	58	.379	110	145	.759	28	83	111	87	65	1	27	54	17	506	26.6
02-03	LAL	12	12	531	137	317	.432	25	62	.403	86	104	.827	16	45	61	62	35	0	14	42	1	385	32.1
03-04	LAL	22	22	973	190	460	.413	24	97	.247	135	166	.818	18	86	104	121	59	0	42	61	7	539	24.5
05-06	LAL	7	7	314	72	145	.497	14	35	.400	37	48	.771	4	40	44	36	25	0	8	33	3	195	27.9
06-07	LAL	5	5	215	60	130	.462	10	28	.357	34	37	.919	1	25	26	22	10	0	5	22	2	164	32.8
07-08	LAL	21	21	863	222	463	.479	32	106	.302	157	194	.809	19	101	119	117	59	0	35	70	8	633	30.1
08-09	LAL	23	23	940	242	530	.457	37	106	.349	174	197	.883	19	104	123	126	59	0	38	59	21	695	30.2
09-10	LAL	23	23	923	234	511	.458	49	131	.374	154	183	.842	26	112	138	126	75	0	31	79	16	671	29.2
10-11	LAL	10	10	354	83	186	.446	12	41	.293	50	61	.820	8	26	34	33	23	0	16	31	3	228	22.8
11-12	LAL	12	12	476	132	301	.439	17	60	.283	79	95	.832	16	42	58	52	33	0	16	34	2	360	30.0
TOTALS		220	200	8641	2014	4499	.448	292	882	.331	1320	1617	.816	230	889	1119	1040	660	3	310	647	144	5640	25.6





**How Acquired:** Acquired by the Lakers from the Charlotte Hornets in exchange for Vlade Divac on July 11, 1996 (was selected by the Hornets with the 13th overall choice in the 1996 NBA Draft).

**2014-15:** In 35 games (35 starts), averaged 22.3 points, 5.7 rebounds, 5.6 assists, 1.34 steals and 0.20 blocks in 34.5 minutes ... Western Conference All-Star (starter - replaced due to injury) ... Had 23 20+ point games, including six 30+ and one 40+ point contest ... Recorded four double-doubles, including two triple-doubles ... Handed out 10+ assists four times ... Ranked 9th in the NBA in scoring before suffering a right rotator cuff tear 1/21 ... Averaged the most points for a player in his 19th season in the history of the NBA (Kareem Abdul-Jabbar is second with 14.6) prior to shoulder surgery ... With a free throw at the 5:24 mark of the second quarter 12/14 at Minnesota, scored the 32,293rd point of his career and surpassed Michael Jordan for 3rd place on the NBA's all-time career scoring list ... Made first appearance of the 2014-15 season on 10/28 vs. Houston, tying John Stockton for the most seasons played with one team in NBA history (19), and extended own lead in most seasons played by a player for the Lakers, five seasons more than Abdul-Jabbar, Elgin Baylor, and Jerry West (each with 14) ... Scored 44 points 11/16 vs. Golden State, putting him in a select class as he became the 4th player age 36 or older since 1963-64 to score 44+ points in a game ... On 11/18 at Atlanta, hit 32,000 points for his career, joining Kareem Abdul-Jabbar, Karl Malone, and Michael Jordan as the only players in NBA history to do so ... Finished with 31 points, 11 rebounds, and 12 assists 11/30 vs. Toronto, and in the process surpassed the 6,000 career-assists plateau, becoming the only player in NBA history to notch 30,000+ career points and 6,000+ assists ... Handed out a career-high 17 assists to go with 19 points and six rebounds 1/15 vs. Cleveland ... Missed 47 total games, including eight due to rest (12/23-12/26, 1/5, 1/9-1/11, 1/16-1/19), three with a right rotator cuff tear (1/23-1/27) and 36 due to right rotator cuff surgery (1/29-4/1, 4/3-4/15).

**CAREER:** Five-time NBA Champion (2000, 2001, 2002, 2009, 2010) ... 2007-08 NBA Most Valuable Player ... 2009 NBA Finals MVP ... 2010 NBA Finals MVP ... Helped lead the United States to gold medals at the 2008 Beijing and 2012 London Olympic games ... Has earned All-NBA honors 15 times (First Team in 2002, 2003, 2004, 2006, 2007, 2008, 2009, 2010, 2011, 2012 and 2013; Second Team in 2000 and 2001; Third Team in 1999 and 2005) ... Has been named to the NBA's All Defensive Team 12 times (First Team in 2000, 2003, 2004, 2006, 2007, 2008, 2009, 2010 and 2011; Second Team in 2001, 2002 and 2012) ... Named a starter for the Western Conference All-Star Team in each of the last 17 games (2015, 2014, 2013, 2012, 2011, 2010, 2009, 2008, 2007, 2006, 2005, 2004, 2003, 2002, 2001, 2000 and 1998 - no game in 1999) ... Led all NBA players in voting for the 2003, 2011, and 2013 All-Star Games ... Earned MVP honors at the 2002 All-Star Game in his hometown of Philadelphia, in the 2007 All-Star Game in Las Vegas, co-MVP honors at the 2009 All-Star Game in Phoenix and in the 2011 All-Star Game in Los Angeles ... Became the youngest player ever to score 25,000 - 32,000 career points, to be named to the NBA's All Defensive Team (1999-2000), to start an All-Star Game (1998), and to earn All-Rookie honors (1996-97) ... Won the 1997 Gatorade Slam Dunk Championship during All-Star Weekend ... Is the second youngest player in Los Angeles franchise history (behind Andrew Bynum) to appear in a regular season game in his NBA debut 11/3/96 vs. Minnesota (18 years, two months and 11 days) and is the 3rd youngest player to ever appear in an NBA game (only Andrew Bynum and Indiana's Jermaine O'Neal were younger) ... Has been selected Western Conference Player of the Month 15 times (November 2001, January 2003, March 2004, January, April 2006, December 2006, March 2007, February 2008, April 2008, December 2008, January 2009, December 2009, March 2010, January 2011, February 2012, February 2013) and has earned Western Conference Player of the Week honors 31 times (11/4/01, 1/20/02, 11/3/02, 12/8/02, 1/12/03, 2/2/03, 2/23/03, 2/17/04, 3/22/04, 11/13/05, 12/18/05, 12/25/05, 1/22/06, 4/16/06, 3/18/07, 3/25/07, 1/13/08, 3/2/08, 4/6/08, 12/29/08, 1/12/09, 3/16/09, 11/22/09, 12/20/09, 12/27/09, 3/27/11, 1/8/12, 1/15/12, 2/24/13, 3/10/13, 4/14/13) ... Prior to that was named NBA Player of the Month once (December 2000) and NBA Player of the Week twice (April 16, 2000 and December 24, 2000) ... Captured the 2005-06 and 2006-07 NBA scoring titles ... In 2005-06, averaged 35.4 points per game (8th highest scoring average of all-time), passing Bob McAdoo for the 7th best scoring season of all-time (2,832 points) ... Scored a career-high 81 points (55 in the second half) 1/22/06 vs. Toronto, the 2nd highest game (81) and half (55) point totals in NBA history ... Ranks 3rd in NBA history behind Wilt Chamberlain (118) and Michael Jordan (31) with 24 career 50-plus point games ... Has 121 career 40-plus point games, 174 career double-doubles and 21 career triple-doubles ... Is the Lakers all-time leading scorer (regular season and playoffs) and ranks 3rd on the NBA's all-time scoring list (3rd on postseason list).

**2013-14:** Western Conference All-Star (starter - replaced due to injury) ... Appeared in six games (six starts), averaging 13.8 points, 4.3 rebounds, 6.3 assists, 1.17 steals and 0.17 blocks in 29.5 minutes ... Had 20+ points in three of six games played ... Made season debut 12/8 vs. Toronto, marking his 18th season in the NBA (all with the Lakers) ... Finished with nine points (5-7 FT), eight rebounds, four assists and two steals in first game back following Achilles surgery ... Starting at point guard, handed out 13 assists in 23 minutes 12/13 at Oklahoma City ... Scored 21 points, including two go-ahead free throws with 37.1 remaining, pulled down seven rebounds and handed out eight assists in a win 12/14 at Charlotte ... Missed 76 total games due to injury, including 19 games following Achilles surgery (10/29 - 12/6) and 57 games with a fractured left knee (12/20 - 4/16).

**2012-13:** All-NBA First Team ... Western Conference All-Star (starter) ... Appeared in 78 games (78 starts), averaging 27.3 points, 5.6 rebounds, 6.0 assists and 1.36 steals in 38.6 minutes ... Recorded two triple-doubles and 16 double-doubles ... Scored 30+ points 35 times (8 40+ point games) ... Ranked among league leaders in scoring (3rd/27.3), assists (2nd/6.0), FT% (30th/.839), steals (29th/1.36) and minutes (2nd/38.6) ... Led NBA in All-Star balloting (3rd time) and all WC players for 6th straight year ... WC Player of the Month (February) ... Three-time WC Player of the Week (2/24/13, 3/10/13, 4/14/13) ... Scored 40 points while passing Magic Johnson (1,724) as franchise leader in steals 11/2 vs. LA Clippers ... Recorded 18th career triple-double with 22 points, 11 rebounds and 11 assists 11/18 vs. Houston ... Totaled 40 points and 10 rebounds 11/27 vs. Indiana ... Became 5th and youngest player in NBA history to 30,000 points 12/5 at New Orleans ... Scored 42 points 12/11 at Cleveland ... Scored 40 points 12/26 at Denver ... Tallied 38 points and a season-high five steals 1/4 at LA Clippers ... Recorded 14 points, nine rebounds and a season-high 14 assists 1/25 vs. Utah ... Posted 21 points, nine rebounds and a season-high 14 assists 1/27 vs. Oklahoma City ... Scored 40 points 2/22 vs. Portland ... Scored 34 points including game-winning layup with 9.0 seconds 3/3 vs. Atlanta ... Posted 42 points, 12 assists and 7 rebounds 3/6 at New Orleans ... Posted 41 points and 12 assists 2/8 vs. Toronto ... Totaled 19 points, nine rebounds and a season-high 14 assists while passing Wilt Chamberlain (31,419) for 4th on NBA all-time scoring list 3/30 at Sacramento ... Recorded 19th career triple-double with 23 points, 11 rebounds and 11 assists 4/2 vs. Dallas ... Posted a season-high 47 points (14-27 FG, 18-18 FT), eight rebounds, five assists, three steals and four blocks 4/10 at Portland ... Missed two games with a severely sprained left ankle and two games with a torn left Achilles tendon.





**2011-12:** All-NBA First Team ... Western Conference All-Star (starter) ... Appeared in 58 games (58 starts), averaging 27.9 points, 5.4 rebounds, 4.6 assists, 1.19 steals and 0.31 blocks in 38.5 minutes ... Recorded three double-doubles ... Scored 30+ points 24 times, including five 40+ point games ... Ranked among league leaders in scoring (2nd/27.9), assists (25th/4.6), FT% (28th/845), steals (31st/1.19) and minutes (4th/38.5) ... WC Player of the Month for December/January 2012 ... Named WC Player of the Week twice (1/8/12 & 1/15/12) ... Became youngest player to 28,000 points in NBA history 1/1 at Denver ... Scored a season-high 48 points (18-31 FG, 12-13 FT) 1/10 vs. Phoenix ... Scored 40 points (14-31 FG) 1/11 at Utah ... Scored 42 points (15-31 FG) 1/13 vs. Cleveland ... Scored 42 points (14-28 FG) 1/14 at LA Clippers ... Became franchise leader in FTM 1/28 at Milwaukee ... Totaled 35 points and a season-high 14 rebounds while becoming franchise leader in FGM 1/29 at Minnesota ... Moved into 5th on the NBA's all-time scoring list 2/6 at Philadelphia ... Connected on game-winning jumper with 4.8 seconds left 2/12 at Toronto ... Scored 34 points while becoming the youngest player to 29,000 points in NBA history 3/9 at Minnesota ... Scored 40 points (16-28 FG) 4/1 vs. Golden State ... Missed seven games (4/7-4/18) with tenosynovitis (left shin) as well as the season finale 4/26 at Sacramento (rest) ... In 12 playoff games, averaged 30.0 points, 4.8 rebounds, 4.3 assists and 1.33 steals in 39.7 minutes ... Totaled 43 points, six rebounds and five assists 5/6 vs. Denver ... Scored 42 points (18-33 FG) 5/21 at Oklahoma City

**2010-11:** All-NBA First Team ... NBA All Defensive First Team ... Western Conference All-Star (starter) ... Appeared in all 82 games (82 starts), averaging 25.3 points, 5.1 rebounds, 4.7 assists and 1.21 steals in 33.9 minutes ... Recorded nine double-doubles and one triple-double ... Scored 30+ points 23 times and 40+ points three times ... Led team in points 61 times, rebounds once and assists 39 times ... Ranked among league leaders in points (5th/25.3), assists (31st/4.7) and steals (28th/1.21) ... Led all players in All-Star balloting for 2nd time in career (2003) and earned 4th All-Star MVP award with 37 points, 14 rebounds, three assists and three steals 2/21 ... Western Conference Player of the Month (March) ... Western Conference Player of the Week (3/27/11) ... Recorded 17th career triple-double (30 points, 10 rebounds, 12 assists) 1/13 at Sacramento ... Scored 34 points (youngest player in NBA history to 26,000 points) 11/11 at Denver ... Scored 41 points 11/18 vs. Indiana ... Scored 41 points (youngest player in NBA history to 27,000 points) 1/30 vs. Boston ... Totaled a season-high 42 points, a season-high tying 12 rebounds and nine assists 3/22 vs. Phoenix ... Scored 30 points and became franchise leader in games played 3/27 vs. New Orleans ... In 10 playoff games, averaged 22.8 points, 3.4 rebounds, 3.3 assists and 1.60 steals in 35.4 minutes.

**2009-10:** NBA Finals Most Valuable Player ... All-NBA First Team ... NBA All Defensive First Team ... Western Conference All-Star (starter) ... Appeared in 73 games (73 starts), averaging 27.0 points, 5.4 rebounds, 5.0 assists and 1.55 steals in 38.8 minutes ... Posted six double-doubles ... Scored 30+ points 29 times and 40+ points eight times ... Ranked among league leaders in points (4th/27.0), assists (24th/5.0), steals (13th/1.55) and minutes (7th/38.8) ... WC Player of the Month (December) ... Three-time WC Player of the Week ... Hit six game-winning FG, most of any player in a single season over the last 10 years (FGM in last 10 seconds of 4th quarter or overtime) ... Posted 100th career 40+ point game (40 points) 11/17 vs. Detroit ... Totaled a season-high 44 points and 11 assists 12/29 vs. Golden State ... Scored 31 points to become the youngest player in NBA history to 25,000 points 1/21 at Cleveland ... Posted 27 points, a career-high 16 rebounds and nine assists 1/24 at Toronto ... Became Lakers all-time leading scorer with a season-high 44 points 2/1 at Memphis ... Missed five games (2/6 - 2/18) with a sprained left ankle, two (4/8-4/9) with right knee swelling and two (4/13-4/14) with an avulsion fracture (right index finger) ... Averaged 29.2 points, 6.0 rebounds, 5.5 assists and 1.35 steals in 23 playoff games ... In the playoffs, scored 30+ points 14 times (one 40+ point game).

**2008-09:** NBA Finals Most Valuable Player ... All-NBA First Team ... NBA All Defensive First Team ... Western Conference All-Star (starter) ... All-Star game Co-MVP ... Appeared in 82 games (82 starts), averaging 26.8 points, 5.2 rebounds, 4.9 assists and 1.46 steals in 36.1 minutes ... Posted 10 double-doubles (two triple-doubles) ... Scored 30+ points 27 times and 40+ points four times ... Recorded 10+ rebounds five times and 10+ assists five times ... Ranked among league leaders in points (3rd/26.8), assists (26th/4.9), FT% (26th/856), steals (12th/1.46) and minutes (37th/36.1) ... Three-time WC Player of the Week ... Two-time WC Player of the Month (December, January) ... Recorded 15th career triple-double (28 points, season-high 13 rebounds, 11 assists) 1/16 vs. Orlando ... Posted 16th career triple-double (18 points, 10 rebounds, 12 assists) 1/21 at LA Clippers ... Totaled an NBA season-high 61 points (19-31 FG, 20-20 FT) 2/2 at New York, establishing a new MSG record for points scored by an opponent ... Passed Elgin Baylor (23,149) for 20th on NBA's all-time scoring list and 3rd all-time in franchise history ... In 23 playoff games, averaged 30.2 points, 5.3 rebounds, 5.5 assists, 1.65 steals and 0.91 blocks in 40.9 minutes ... Scored an NBA Finals career-high 40 points 6/4 vs. Orlando.

**2007-08:** NBA Most Valuable Player ... All-NBA First Team ... NBA All Defensive First Team ... Western Conference All-Star (starter) ... Averaged 28.3 points, 6.3 rebounds, 5.4 assists and 1.84 steals in 82 games ... Ranked among league leaders in points (2nd/28.3), assists (19th/5.4), FT% (29th/840), steals (9th/1.84) and minutes (10th/38.9) ... Recorded 20 double-doubles ... Scored 40+ points seven times ... Scored 45 points (career-high 27 FTA) 10/30 vs. Houston ... Tallied 39 points, 11 rebounds and eight assists 12/23 at New York ... Connected on 1,000th career 3-point FG 1/13 vs. Memphis ... Converted 51 consecutive free throws from 2/10 at Miami thru 2/20 at Phoenix (2nd longest streak in franchise history (62 - Bryant) ... Posted 52 points (career-high tying 27 FTA) and 11 rebounds 3/2 vs. Dallas ... Scored 34 points 3/4 at Sacramento, becoming 25th player in NBA history to score 21,000 points, 2nd youngest and 12th fastest to do so ... Posted an NBA season-high 53 points and 10 rebounds 3/28 vs. Memphis ... Handed out his 4,000th career assist 4/15 vs. SAC - 16th player in NBA history with 21,000 points and 4,000 assists ... Averaged 30.1 points, 5.7 rebounds and 5.6 assists in 21 playoff games.

**2006-07:** All-NBA First Team ... NBA All Defensive First Team ... Western Conference All-Star (starter) ... Averaged 31.6 points, 5.7 rebounds, 5.4 assists and 1.44 steals in 77 games ... Ranked among league leaders in points (1st/31.6), assists (20th/5.4), FT% (12th/866), steals (17th/1.44) and minutes (4th/40.8) ... Recorded 10 double-doubles ... Led team in scoring 70 times, rebounds 14 times and assists 45 times ... Scored 52 points (franchise record-tying 30 points in the 3rd quarter) 11/30 vs. Utah ... Posted 53 points, 10 rebounds and eight assists 12/15 vs. Houston ... Scored 58 points 12/29 at Charlotte ... All-Star game MVP (31 points, 5 rebounds, 6 assists, 6 steals) ... Scored a season-high 65 points (23-of-39 FG, 8-3FGM) 3/16 vs. Portland ... Scored 50 points 3/18 vs. Minnesota (1st player since Chamberlain (1963) to post 60-point/50-point game back-to-back) ... Scored 60 points 3/22 at Memphis (Chamberlain, Baylor & Jordan only other players to score 50 points in 3-straight games) ... Scored 50 points 3/23 at NO/Oklahoma City (2nd player in NBA history to record 4-straight 50-point games) ... Scored 53 points 3/30 vs. Houston ... Scored 50 points 4/12 vs. LA Clippers ... Scored 50 points (10th 50-point game of season) 4/15 vs. Seattle (3rd highest 50-point game season total in NBA history (Chamberlain 45 & 30) ... Missed two games recovering from right knee surgery (10/31 - 11/1), one with a sprained right ankle (12/8) and two due to NBA suspension ... Averaged 32.8 points, 5.2 rebounds and 4.4 assists in five playoff games.





## KOBE BRYANT

- 2005-06:** All-NBA First Team ... All Defensive First Team ... Western Conference All-Star (starter) ... Averaged a career-high 35.4 points, 5.3 rebounds, 4.5 assists and 1.84 steals in 80 games ... Ranked among league leaders in scoring (1st/35.4), assists (32nd/4.5), FT % (15th/.850), steals (9th/1.84) and minutes (4th/41.0) ... Averaged 35.4 points per game (8th highest scoring average of all-time) ... Passed Bob McAdoo for 7th greatest scoring season of all-time (2,832 points) ... Led team in scoring 75 times ... Totaled a franchise record 27 40+ point games and six 50+ games ... Posted four double-doubles ... Scored 62 points in 33 minutes (18-31 FG, 22-25 FT) including a franchise record 30 points in the 3rd quarter 12/20 vs. Dallas ... Missed home and away games 1/1 and 1/3 vs. Utah due to league suspension ... Scored 48 points (franchise record 7 3FGM without a miss) 1/6 vs. Philadelphia ... Scored 50 points (40 in 2nd half) 1/7 at LA Clippers ... Recorded 4th straight 45+ point game with 45 points and a season-high 10 rebounds 1/9 vs. Indiana (1st player since Chamberlain in November of 1964 and 3rd player ever (Baylor) to do so) ... Over 7-game span from 1/11 -1/22, connected on a franchise record 62 consecutive free-throws ... Scored 51 points 1/19 at Sacramento ... Scored a career-high 81 points (55 in 2nd half) on 28-of-46 shooting 1/22 vs. Toronto; the 2nd highest game (81) and half (55) point totals in NBA history ... Tallied 40 points (tied Lakers record with 23 FTM) 1/31 at New York ... Posted a career-high seven steals 2/13 vs. Utah ... Scored 51 points 4/7 at Phoenix ... Scored 50 points 4/14 vs. Portland ... Averaged 27.9 points, 6.3 rebounds and 5.1 assists in seven playoff games ... Scored 50 points 5/4 vs. Phoenix.
- 2004-05:** All-NBA Third Team ... Western Conference All-Star (starter) ... Appeared in 66 games, averaging 27.6 points, 5.9 rebounds and 6.0 assists ... Ranked among league leaders in points (2nd/27.6), minutes (5th/40.7), double-doubles (37th/18) and triple-doubles (2nd/5) ... Registered 10 40+ point games ... Led team in scoring on 50 occasions and in assists 41 times ... Posted a season-high five steals 11/17 vs. LA Clippers ... Posted a triple-double (29 points, 11 rebounds, 10 assists) 11/19 at Phoenix ... Registered a triple-double (10 points, 12 rebounds, 10 assists) 12/3 vs. Golden State ... Recorded 2nd straight triple-double (20 points, season-high 14 rebounds, 11 assists) 12/8 vs. Phoenix ... Recorded 4th triple-double of the season (36 points, season-high 14 assists, 10 rebounds) 12/17 vs. Washington ... Scored a season-high 48 points 12/28 vs. Toronto ... Placed on injured list 1/15 (severe sprain, right ankle) and re-activated 2/13 ... Connected on 43 consecutive free throw attempts from 3/4 vs. Dallas - 3/10 at Dallas ... Scored 43 points (9-15 3FG) 3/22 at Utah ... Tallied 19 points, 10 rebounds and 10 assists (14th career triple-double) 4/7 vs. Houston.
- 2003-04:** All-NBA First Team ... NBA All Defensive First Team ... Western Conference All-Star (starter) ... Appeared in 65 games, averaging 24.0 points, 5.5 rebounds and 5.1 assists in 37.6 minutes ... Ranked among league leaders in points (4th/24.0), free throw percentage (18th/.852) and minutes (23rd/37.6) ... Recorded 9th career triple-double (25 points, season-high 14 rebounds, 10 assists) 2/28 at Washington ... Tallied a season-high 13 assists 3/3 at Houston ... Posted a season-high 45 points (season-high 17 FTM) 4/13 vs. Golden State ... Tallied 37 points including a pair of threes at the end of the game, the first sending it to overtime, the second with no time remaining to win the game in double-overtime and clinch the Pacific Division title ... Western Conference Player of the Week twice ... Western Conference Player of the Month (March) ... Led the team in scoring 38 times, assists 29 times and rebounds seven times ... Posted 10 double-doubles ... Scored 40+ points three times and 30+ points 16 times ... Averaged 24.5 points, 4.7 rebounds and 5.5 assists in 22 postseason games ... Scored 42 points 5/11 vs. San Antonio.
- 2002-03:** All-NBA First Team ... NBA All Defensive First Team ... Western Conference All-Star (starter) ... Appeared in 82 games, averaging 30.0 points, 6.9 rebounds and 5.9 assists in 41.5 minutes ... Ranked among league leaders in points (2nd/30.0), rebounds (35th/6.9), assists (14th/5.9), 3FG% (27th/.383), FT% (25th/.843), steals (6th/2.21), minutes (4th/41.5), double-doubles (21st/23) and triple-doubles (2nd/5) ... Recorded 9th consecutive 40+ point game and 13th straight 35+ point game 2/23 vs. Seattle (41 points) ... Recorded 5th triple-double of the season (21 points, 10 rebounds, 11 assists) 1/10 vs. Cleveland ... Set an NBA record with 12 3-pointers 1/7 vs. Seattle ... Tied an NBA record with eight 3FG in a half 3/28 vs. Washington (record since surpassed) ... Scored an NBA season-high 55 points 3/28 vs. Washington ... Scored 10,000th career point 3/5 vs. Indiana ... Western Conference Player of the Week five times ... Western Conference Player of the Month (January) ... 3rd player in NBA history to average 40+ points in a month (40.6 ppg/February) ... Averaged 32.1 points, 5.1 rebounds and 5.2 assists in 12 postseason games.
- 2001-02:** All-NBA First Team ... NBA All Defensive Second Team ... Western Conference All-Star (starter) ... Appeared in 80 games, averaging 25.2 points, 5.5 rebounds and 5.5 assists in 38.3 minutes ... Ranked among league leaders in scoring (6th/25.2), assists (19th/5.5), FG% (34th/.469), FT% (35th/.829), steals (27th/1.48) and minutes (20th/38.3) ... Served two-game suspension for fighting (3/3,3/5) ... Led or tied for team lead in assists 48 times ... Recorded 3rd career triple-double with 23 points, 11 rebounds and 15 assists 2/12 vs. Washington ... 2002 NBA All-Star Game MVP (31 points, 5 rebounds, 5 assists) ... Western Conference Player of the Week twice ... Western Conference Player of the Month (November) ... Scored 56 points in three quarters of play 1/14 vs. Memphis (36 points in first half) ... Grabbed a season-high 13 rebounds 11/21 at Denver ... Averaged 26.6 points, 5.8 rebounds and 4.6 assists in 19 postseason games.
- 2000-01:** All-NBA Second Team ... NBA All Defensive Second Team ... Western Conference All-Star (starter) ... Appeared in 68 games, averaging 28.5 points, 5.9 rebounds and 5.0 assists in 40.9 minutes ... Ranked among league leaders in scoring (4th), FG% (.464/37th), FT% (.853/18th) and minutes (40.9/7th) ... Registered 10 double-doubles including two triple-doubles ... Tallied 44 points, nine rebounds and a career-high five blocks 2/2 vs. Charlotte ... Scored 47 points (career-high tying 23 FTM (23-26)) 1/30 at Cleveland ... Set a franchise record (FT in a half) with 17 FTM in the 2nd half 1/30 at Cleveland ... Tallied first career triple-double with 26 points, 11 rebounds and a season-high 11 assists 1/15 vs. Vancouver ... NBA Player of the Month (December) ... Ejected for first time in his career after receiving two technical fouls 12/20 at LA Clippers ... Named NBA Player of the Week once ... Scored 30+ points in 30 games, including 40+ six times ... Scored 51 points 12/6 at Golden State ... Missed 14 games due to various injuries (9 - sore left foot; 2 - viral infection; 3 - moderately sprained right ankle) ... Appeared in 16 postseason games, averaging 29.4 points, 7.3 rebounds and 6.1 assists in 43.4 minutes ... Totaled 48 points and 16 rebounds 5/13 at Sacramento.







**1999-2000:** All-NBA Second Team ... NBA All Defensive First Team ... Western Conference All-Star (starter) ... Appeared in 66 games, averaging 22.5 points, 6.3 rebounds and 4.9 assists in 38.2 minutes ... Named NBA Player of the Week (April 10-16) ... Ranked among league leaders in scoring (12th), FT% (33rd), minutes (16th) and FG% (39th) ... Registered 12 double-doubles ... Scored 30+ points eight times ... Led team in scoring 18 times ... Saw first action of the season 12/1 vs. Golden State, tallying 19 points and six rebounds ... Posted first career 40-point game (40 points, 10 rebounds, 8 assists) 3/12 vs. Sacramento ... Activated from the injured list on 12/1 ... Placed on the injured list 11/1/99 with a broken right hand, missing the first 15 games of the season ... Played in 22 of the team's 23 postseason games, averaging 21.1 points, 4.5 rebounds and 4.4 assists in 39.0 minutes ... DNP 6/11 at Indiana (sprained left ankle) ... Converted game-winning basket with 2.9 seconds remaining 5/10 vs. Phoenix.

**1998-99:** All-NBA Third Team ... Appeared in each of the team's 50 games, averaging 19.9 points, 5.3 rebounds and 3.8 assists in 37.9 minutes ... Led team in scoring 11 times ... Scored 20+ points 26 times including two 30+ point games ... Recorded nine double-doubles ... Posted 32 points, five rebounds, five assists and four blocks 3/3 vs. Phoenix ... Scored a season-high 38 points (33 second half points) 3/21 at Orlando ... Totaled 17 points and a season-high 10 assists 5/3 vs. Dallas ... Registered a season-high six steals 4/7 vs. Sacramento ... Was the only Laker to start every contest ... Averaged 19.8 points, 6.9 rebounds and 4.6 assists in eight playoff games (2nd on team in scoring).

**1997-98:** Western Conference All-Star (starter) ... Appeared in 79 games, averaging 15.4 points, 3.1 rebounds and 2.5 assists in 26.0 minutes ... Highest scoring non-starter in NBA ... Highest scoring reserve in Los Angeles franchise history (less than 10 starts) ... Scored 20+ points 20 times including two 30+ point games ... Scored in double-figures 65 times ... Scored 30 points (12-21 FG) 12/14 vs. Dallas ... Scored a season-high 33 points (12-20 FG) 12/17 at Chicago ... Appeared in 11-of-13 playoff games, averaging 8.7 points, 1.9 rebounds and 1.5 assists.

**1996-97:** All-Rookie Second Team ... Appeared in 71 games (six starts), averaging 7.6 points, 1.9 rebounds and 1.3 assists in 15.5 minutes ... Scored in double-figures 25 times and led the team in scoring twice ... Scored 20+ points four times ... Missed first game of the regular season with a strained hip flexor ... DNP-CD nine times ... Appeared in each of the team's nine playoff games, averaging 8.2 points, 1.2 rebounds and 1.2 assists in 14.8 minutes ... Scored 22 points in Game 3 of the Western Conference First Round vs. Portland, the most points for a Los Angeles rookie in the postseason since May 18, 1984 (Byron Scott 26 at PHX).

**PREP CAREER:** Elected to enter NBA directly from high school (Lower Merion HS, Ardmore, PA), becoming the first-ever player in Los Angeles franchise history to make this transition ... Became the 27th player to make the jump from high school to the NBA and one of two players to do so in the 1996 NBA Draft (Jermaine O'Neal) ... Concluded high school career as all-time leading scorer in Southeastern Pennsylvania history (2,883 points), surpassing the marks established by Hall of Famer Wilt Chamberlain (2,359) and Carlin Warley (2,441) ... Earned USA Today's National High School Player of the Year honors as a senior (1995-96), averaging 30.8 points, 12.0 rebounds, 6.5 assists, 4.0 steals and 3.8 blocks ... Led Lower Merion to the Class AAAA state title as a senior ... Named Naismith High School Player of the Year, Gatorade Circle of Champions High School Player of the Year and to the McDonald's All-American Team ... Named Most Outstanding Player at the Beach Ball Classic in Myrtle Beach, SC his senior year ... Led Lower Merion to a 77-13 record his final three seasons ... Most Valuable Player of the 1995 adidas ABCD Summer Camp.

**PERSONAL:** Father Joe "Jelly Bean" Bryant played eight NBA seasons (Philadelphia, San Diego, Houston) before retiring in 1983 ... Spent eight years of childhood in Italy ... Parents named him after a type of steak (Kobe) seen on a restaurant menu prior to his birth ... Has two older sisters, Sharia and Shaya ... In 2006, Bryant and his wife Vanessa established the VIVO Foundation – subsequently changing its name to The Kobe and Vanessa Bryant Family Foundation (KVBFF) – to enhance the lives of young people through cultural and educational experiences ... KVBFF is dedicated to improving the lives of youth and families in need, and encouraging young people to stay active through sport, both domestically and internationally ... KVBFF partnered with the China Soong Ching Ling Foundation in 2009 to launch the Kobe China Fund, Bryant's first global charitable initiative to raise funds and awareness for education and health programs ... In order to make a measurable impact on the critical issue of youth homelessness, KVBFF partnered with a number of Los Angeles-based organizations including Step Up on Second, My Friend's Place and United Way ... Bryant is serving as the honorary chair of United Way of Greater Los Angeles's annual HomeWalk for the fifth consecutive year ... KVBFF also operates Mamba FC, a youth soccer club in Orange County that teaches young athletes how to become leaders and independent thinkers, while working together as a group to achieve a common goal through health and fitness ... Bryant volunteers his time to Make-A-Wish Foundation, NBA Cares and The Boys & Girls Clubs of America, and serves as an ambassador for After-School All-Stars ... Held first ever Kobe Basketball Academy in summer of 2007 (continued in 2008-12), teaching athletes basketball's five fundamentals ... Member of the USA Men's Senior National Team, helping the 2007 team win the FIBA Americas championship while helping the US earn gold medals in both the 2008 Beijing and 2012 London Olympic games ... He and wife Vanessa have two daughters, Natalia Diamante and Gianna Maria.





# KOBE BRYANT

## CAREER 50+ POINT GAMES (24)

Date	Opponent	Points
1/22/06	vs. Toronto	81
3/16/07	vs. Portland	65
12/20/05	vs. Dallas	62
2/2/09	@ New York	61
3/22/07	@ Memphis	60
12/29/06	@ Charlotte	58
1/14/02	vs. Memphis	56
3/28/03	vs. Washington	55
3/28/08	vs. Memphis	53
3/30/07	vs. Houston	53
12/15/06	vs. Houston	53
3/2/08	vs. Dallas	52
11/30/06	vs. Utah	52
2/18/03	vs. Houston	52
4/7/06	@ Phoenix	51
1/19/06	@ Sacramento	51
2/12/03	@ Denver	51
12/6/00	@ Golden State	51
4/15/07	vs. Seattle	50
4/12/07	vs. LA Clippers	50
3/23/07	@ NO/Oklahoma City	50
3/18/07	vs. Minnesota	50
4/14/06	vs. Portland	50
1/7/06	@ LA Clippers	50

## NBA PLAYOFF ALL-TIME SCORING LIST

Player	Points	AVG.	G
Michael Jordan	5,987	33.4	179
Kareem Abdul-Jabbar	5,762	24.3	237
<b>Kobe Bryant</b>	<b>5,640</b>	<b>25.6</b>	<b>220</b>
Shaquille O'Neal	5,250	24.3	216
Tim Duncan	5,113	21.2	241

## CAREER TRIPLE-DOUBLES (21)

Date	Opponent	Line
1/15/01	vs. Vancouver	26 points, 11 rebounds, 11 assists
2/16/01	@ Charlotte	25 points, 10 rebounds, 10 assists
2/12/02	vs. Washington	23 points, 11 rebounds, 15 assists
11/1/02	@ LA Clippers	33 points, 15 rebounds, 12 assists
11/3/02	vs. Portland	33 points, 14 rebounds, 12 assists
11/24/02	vs. Milwaukee	15 points, 11 rebounds, 11 assists
12/3/02	vs. Memphis	24 points, 10 rebounds, 11 assists
1/10/03	vs. Cleveland	21 points, 10 rebounds, 11 assists
2/28/04	@ Washington	25 points, 14 rebounds, 10 assists
11/19/04	@ Phoenix	29 points, 11 rebounds, 10 assists
12/3/04	vs. Golden State	10 points, 12 rebounds, 10 assists
12/8/04	vs. Phoenix	20 points, 14 rebounds, 11 assists
12/17/04	vs. Washington	36 points, 10 rebounds, 14 assists
4/7/05	vs. Houston	19 points, 10 rebounds, 10 assists
1/16/09	vs. Orlando	28 points, 13 rebounds, 11 assists
1/21/09	@ LA Clippers	18 points, 10 rebounds, 12 assists
11/3/10	@ Sacramento	30 points, 10 rebounds, 12 assists
11/18/12	vs. Houston	22 points, 11 rebounds, 11 assists
4/2/13	vs. Dallas	23 points, 11 rebounds, 11 assists
11/30/14	vs. Toronto	31 points, 11 rebounds, 12 assists
12/30/14	@ Denver	23 points, 11 rebounds, 11 assists

## NBA ALL-TIME SCORING LIST

Player	Points	AVG.	YRS.
Kareem Abdul-Jabbar	38,387	24.6	20
Karl Malone	36,928	25.0	19
<b>Kobe Bryant</b>	<b>32,482</b>	<b>25.4</b>	<b>19</b>
Michael Jordan	32,292	30.1	15
Wilt Chamberlain	31,419	30.1	14
Shaquille O'Neal	28,596	23.7	19
Dirk Nowitzki	28,119	22.2	17
Moses Malone	27,409	20.6	19
Elvin Hayes	27,313	21.0	16
Hakeem Olajuwon	26,946	21.8	18

## GAME-WINNING SHOTS

(FGM/FTM in last 10 seconds of 4th quarter or overtime)

Date	Opponent	Result	Game Winner
* 5/9/99	vs. Houston	101-100	Western Conference First Round, Game 1: 2 FTM, 5.3 seconds
12/27/99	vs. Dallas	108-106	2 FTM, 8.6 seconds
* 5/10/00	vs. Phoenix	97-96	Western Conference Semifinals, Game 2: Jump shot, 2.6 seconds
2/7/01	vs. Phoenix	85-83	Jump shot, 2.7 seconds
2/13/01	@ New Jersey	113-110 OT	3-point play (lay-up and foul, converted free throw), 4.8 seconds
2/22/02	@ Charlotte	96-94	Buzzer beating jump shot
* 5/12/02	@ San Antonio	87-85	Western Conference Semifinals, Game 4: Offensive rebound and put-back, 5.1 seconds
12/6/02	vs. Dallas	105-103	Turn-around jump shot, 8.4 seconds
4/4/03	@ Memphis	102-101	Buzzer beating jump shot
12/19/03	vs. Denver	101-99	Buzzer beating fade-away jump shot
4/14/04	@ Portland	105-104 2OT	Buzzer beating 3-point fade-away jump shot
3/12/05	@ Charlotte	117-116	Jump shot, 0.9 seconds
11/2/05	@ Denver	99-97 OT	Jump shot, 0.6 seconds
12/4/05	vs. Charlotte	99-98	2 FTM, 7.0 seconds
1/12/06	vs. Cleveland	99-98	Jump shot, 8.6 seconds
* 4/30/06	vs. Phoenix	99-98 OT	Western Conference First Round, Game 4: Buzzer beating jump shot
1/14/08	@ Seattle	123-121 OT	Jump shot, 4.3 seconds
1/9/09	vs. Indiana	121-119	Jump shot, 3.0 seconds
12/4/09	vs. Miami	108-107	Buzzer beating 3-point running bank shot
12/16/09	@ Milwaukee	107-106 OT	Buzzer beating jump shot
1/1/10	vs. Sacramento	109-108	Buzzer beating 3-point jump shot
1/31/10	@ Boston	90-89	Jump shot, 7.3 seconds
2/23/10	@ Memphis	99-98	3-point jump shot, 4.3 seconds
3/9/10	vs. Toronto	109-107	Fade-away jump shot, 1.9 seconds
2/12/12	@ Toronto	94-92	Jump shot, 4.8 seconds
3/3/13	vs. Atlanta	99-98	Lay-up, 9.0 seconds





**NBA ALL-TIME MINUTES PLAYED LIST**

<u>Player</u>	<u>Regular Season</u>	<u>Postseason</u>	<u>Combined</u>
Kareem Abdul-Jabbar	57,446	8,851	66,297
Karl Malone	54,852	7,907	62,759
Jason Kidd	50,110	6,089	56,199
Wilt Chamberlain	47,859	7,559	55,418
<b>Kobe Bryant</b>	<b>46,774</b>	<b>8,641</b>	<b>55,415</b>
Kevin Garnett	49,863	5,282	55,145
Tim Duncan	45,831	9,152	54,983
John Stockton	47,764	6,398	54,162
Elvin Hayes	50,000	4,160	54,160
John Havlicek	46,471	6,860	53,331

**NBA MOST SEASONS PLAYED FOR ONE FRANCHISE LIST**

<u>Player</u>	<u>Team</u>	<u>Seasons</u>
<b>Kobe Bryant</b>	<b>L.A. Lakers</b>	<b>19</b>
John Stockton	Utah	19
Tim Duncan	San Antonio	18
Reggie Miller	Indiana	18
Karl Malone	Utah	18
Hakeem Olajuwon	Houston	17

**MOST SEASONS PLAYED WITH LAKERS**

<u>Player</u>	<u>Seasons</u>
<b>Kobe Bryant</b>	<b>19</b>
Kareem Abdul-Jabbar	14
Elgin Baylor	14
Jerry West	14
Magic Johnson	13
Derek Fisher	13



#6 | GUARD | HT: 6'5" | WT: 194



**JORDAN CLARKSON**

# JORDAN CLARKSON

#6 • GUARD • 6-5 • 194 • 1 YEAR PRO

BORN	HIGH SCHOOL	COLLEGE	RESIDENCE
June 7, 1992 (Tampa, FL)	Wagner (San Antonio, TX)	Missouri	Manhattan Beach

## CAREER / PLAYOFF HIGHS

	CAREER		PLAYOFFS
PTS	30 @ Oklahoma City	3/24/15	- - -
MIN	47 @ Sacramento	4/13/15	- - -
FG	12 vs. Portland (3 times)	4/3/15	- - -
FGA	21 @ Sacramento	4/13/15	- - -
3FG	3 vs. Dallas (twice)	4/12/15	- - -
3FGA	7 @ Charlotte	3/3/15	- - -
FT	8 @ Philadelphia (3 times)	3/30/15	- - -
FTA	10 @ Philadelphia	3/30/15	- - -
OFF. REB	4 vs. Atlanta	3/15/15	- - -
DEF. REB	6 vs. Portland (3 times)	4/3/15	- - -
REB	8 vs. Atlanta	3/15/15	- - -
AST	11 @ Philadelphia	3/30/15	- - -
STL	5 @ Sacramento	4/13/15	- - -
BLK	3 @ Oklahoma City	3/24/15	- - -

## CAREER REGULAR SEASON STATISTICS

Year	Team	G	GS	MIN	FG	FGA	PCT	3FG	3FGA	PCT	FT	FTA	PCT	OFF	DEF	TOT	A	PF	DQ	STL	TOL	BLK	PTS	AVG
14-15	LAL	59	38	1476	267	596	.448	38	121	.314	131	158	.829	56	135	191	206	109	1	51	96	12	703	11.9
TOTALS		59	38	1476	267	596	.448	38	121	.314	131	158	.829	56	135	191	206	109	1	51	96	12	703	11.9

**HOW ACQUIRED:** Acquired by the Lakers from the Washington Wizards in exchange for cash considerations on June 26, 2014 (was selected by the Wizards with the 46th overall choice in the 2014 NBA Draft).

**2014-15:** All-Rookie First Team honors ... Averaged 11.9 points, 3.2 rebounds, 3.5 assists, 0.86 steals and 0.20 blocks in 25.0 minutes over 59 games (38 starts) ... Logged 10+ points 33 times, including 20+ points 11 times and 30+ once ... Recorded 10+ assists twice ... Named Kia NBA Western Conference Rookie of the Month on 4/3 for games played in March, becoming the first-ever Lakers player to be honored with the award (first presented in 1981-82) ... Ranked among rookie league leaders in points (2nd/11.9), assists (3rd/3.5), FT% (3rd/.829), FG% (4th/.448) and rebounds (13th/3.2) ... Had two game-winning shots (FGM/FTM in last 10 seconds of 4th quarter or overtime) ... Named a starter for the final 38 games of the season, averaging a team-leading 15.8 points per game on 45.8% shooting to go with 5.0 assists, 4.2 rebounds, and 1.05 steals ... Posted eight points, four rebounds and two assists in NBA debut 10/28 vs. Houston ... Recorded 11 points, three rebounds and four assists in first career start in hometown of San Antonio on 1/23 ... Scored a career-high 30 points (career-best tying 12 FG) with seven assists, four rebounds and three blocks 3/24 at Oklahoma City ... Became the first Laker to have at least 30p/7a/4r/3b in a game since Kobe Bryant did so 3/6/07 at Minnesota ... Hit the game-winning free throws with 0.3 seconds remaining in overtime 3/25 at Minnesota ... Tallied 26 points, including the game-winning 3' layup in overtime with 0.9 seconds remaining, 11 assists and six rebounds 3/30 at Philadelphia ... Became the 5th rookie in Lakers history to record at least 25 points and 10 assists in a game, joining Jerry West, Elgin Baylor, Norm Nixon and Archie Clark ... Over the last 13 games of the year, hit for 20+ points eight times, including one 30+ point outing ... Missed one game due to a sprained left ankle (4/15) ... DNP-CD 22 times ... **NBA D-League:** Played in five games on assignment with the Los Angeles D-Fenders, averaging 22.6 points, 7.8 assists and 5.0 rebounds in 36.0 minutes.

**COLLEGE:** Appeared in a combined 93 games (75 starts) over three seasons at Tulsa and Missouri, averaging 15.4 points, 3.3 rebounds, 2.7 assists and 0.94 steals in 31.7 minutes ... Junior (2013-14): Named Second Team All-Southeastern Conference ... Averaged 17.5 points, 3.8 rebounds and 3.4 assists in 35.1 minutes over 35 games (35 starts)... Ranked 2nd on team in scoring and was the team-leader with in assists per game ... Named to the Wooden Award Midseason Top 25 list in January and won three SEC Player of the Week honors ... Reached double figures in 34 of 35 games, including a career-high 31 points 11/12 vs. Southern Illinois ... Finished among the SEC's top 10 in several statistical categories, including scoring (7th/17.5), assists (7th/3.4), FG% (9th/.447), assist/turnover ratio (9th/1.3) and minutes (3rd/35.1) ... Sophomore (2011-12): First Team All-Conference USA selection ... In 31 games (all starts), averaged 16.5 points, 3.9 rebounds and 2.5 assists in 33.9 minutes ... Team-leader in points, assists and rebounds ... Finished with double-digit points in 29 of 31 games, including the final 28 ... Ranked second in Conference USA in scoring ... One of only 12 sophomores in school history to score more than 400 points in a season ... Named Conference USA Player of the Week on Jan. 30 ... Freshman (2010-11): Named to the Conference USA All-Freshman Team ... Appeared in 27 games (9 starts), averaging 11.5 points, 2.1 rebounds and 1.9 assists in 24.9 minutes ... Finished 3rd among Conference USA freshman in scoring ... Scored 310 points, the third most by a Tulsa freshman ... Named Conference USA Freshman of the Week four times ... Scored in double-figures 16 times.

**PERSONAL:** Father is Mike Clarkson, mother is Annette Davis and stepmother is Janie Clarkson ... Brother is Bear Clarkson, who plays collegiate basketball at Harris-Stowe State University ... Graduated with a degree from Missouri in Arts & Science ... Was a three-year letter winner and a three-year starter at Karen Wagner High School ... Was named the San Antonio High School Player of the Year as a senior ... Had his No. 22 jersey retired at Karen Wagner High School on Feb. 13, 2015 ... Did not play organized basketball until 9th grade, focusing instead on competing in track and field in the 400-, 200- and 100-meter sprints ... Ranked as the state of Texas' 4th-best prospect as selected by TexasHoops.com ... Helped lead his Wagner High School team to a combined 105-14 record in three seasons ... Averaged 18.9 points, 6.1 rebounds 3.4 assists and 2.1 steals during his senior campaign while leading his team to a 38-2 record and semifinal loss in the state championship ... Soccer was his favorite sport as a child ... Heavily involved in Lakers charitable efforts in 2014-15, giving back through the Lakers Youth Foundation Casino Night, Season of Giving Holiday Party for Kids, Season of Giving Toys for Tots, Fit for Life Health Fair, Connect A Million Minds, Active Alliance Highway to Health Fair, Lakers Youth Foundation Golf Tournament, Camp Lakers and the Special Olympics Play Unified Game.



#5 | GUARD | HT: 6'4" | WT: 195



**MICHAEL FRAZIER II**

# MICHAEL FRAZIER II



#5 . GUARD . 6-4 . 195 . ROOKIE

<b>BORN</b> March 8, 1994 (Bronx, NY)	<b>HIGH SCHOOL</b> Montverde Academy (Montverde, FL)	<b>COLLEGE</b> Florida	<b>RESIDENCE</b> Los Angeles
---	--	---------------------------	---------------------------------

## COLLEGIATE CAREER HIGHS

	CAREER		
PTS	37	@	South Carolina 3/4/14
MIN	39	vs.	Louisiana-Monroe (twice) 11/21/14
FG	12	@	South Carolina 3/4/14
FGA	21	@	South Carolina 3/4/14
3FG	11	@	South Carolina 3/4/14
3FGA	18	@	South Carolina 3/4/14
FT	11	vs.	Louisiana-Monroe 11/21/14
FTA	13	vs.	Louisiana-Monroe 11/21/14
OFF. REB	4	vs.	North Carolina (twice) 11/28/14
DEF. REB	8	vs.	Auburn (3 times) 1/15/15
REB	9	vs.	Auburn (4 times) 1/15/15
AST	4	vs.	Louisiana State 3/1/14
STL	6	@	Vanderbilt 2/3/15
BLK	2	vs.	Savannah State 12/29/13

## COLLEGIATE CAREER STATISTICS

Year	Team	G	GS	MIN	FG	FGA	PCT	3FG	3FGA	PCT	FT	FTA	PCT	OFF	DEF	TOT	A	PF	DQ	STL	TO	BLK	PTS	AVG
12-13	Florida	36	1	647	62	139	.446	52	111	.468	26	31	.839	16	97	113	34	53	0	20	30	1	202	5.6
13-14	Florida	39	34	1194	158	343	.461	118	264	.447	48	57	.842	22	115	137	43	62	0	43	46	7	482	12.4
14-15	Florida	26	19	759	98	235	.417	57	150	.380	61	70	.871	23	84	107	37	44	0	31	46	2	314	12.1
<b>TOTALS</b>		<b>101</b>	<b>54</b>	<b>2600</b>	<b>318</b>	<b>717</b>	<b>.444</b>	<b>227</b>	<b>525</b>	<b>.432</b>	<b>135</b>	<b>158</b>	<b>.854</b>	<b>61</b>	<b>296</b>	<b>357</b>	<b>114</b>	<b>159</b>	<b>0</b>	<b>94</b>	<b>122</b>	<b>10</b>	<b>998</b>	<b>9.9</b>

**HOW ACQUIRED:** Signed by the Lakers as a free agent on August 25, 2015.

**COLLEGE:** In 101 career games (54 starts) over three seasons at Florida, averaged 9.9 points, 3.5 rebounds, 1.1 assists and 0.93 steals in 25.7 minutes ... Was one of the best shooters in the country, registering a career 43.2 3FG% ... Became the seventh Gator to reach 200 career three-point field goals ... Junior (2014-15): Averaged 12.1 points, 4.1 rebounds, 1.4 assists and 1.19 steals in 29.2 minutes over 26 games ... Led the Gators with 57 made three-pointers as a junior, and was the team's second-leading scorer and third-leading rebounder ... Went for a season-high 27 points 1/24 at Ole Miss, shooting 7-of-11 from the field and 6-of-8 from three-point range ... Scored 17 points and matched a career-high with nine rebounds 11/28 vs. North Carolina ... Came within one rebound of a double-double, tallying 11 points and a career-high tying nine rebounds 1/15 vs. Auburn ... Named Orange Bowl Classic MVP with 12 points, returning to action after suffering a forehead laceration that required 14 stitches ... Suffered a high ankle sprain on 2/7 vs. Kentucky, returning only for the final three games of the year ... Sophomore (2013-14): All-SEC Tournament and All-NCAA Tournament South Regional team selection ... SEC Academic Honor Roll accolades ... Set the Florida single-season record for three-pointers made with 118 ... In 39 games (34 starts), averaged 12.4 points, 3.5 rebounds, 1.1 assists, 1.10 steals over 30.6 minutes ... Made 11 three-pointers 3/4 at South Carolina, a Florida single-game and SEC record ... Scored 37 total points in the game, the most by a Gator since Joakim Noah's 37 points in 2006 ... Only non-senior among regular starters on Florida's 2014 Final Four team ... Freshman (2012-13): Appeared in 36 games, making one start, averaging 5.6 points, 3.1 rebounds, 0.9 assists and 0.56 steals in 17.9 minutes ... Shot 46.8% from three-point range, including 53.6% in SEC play ... Twice named SEC Freshman of the Week and was also a First-Year Academic Honor Roll selection.

**PERSONAL:** Parents are Michael Frazier, Sr. and Winifred Gordon ... Is the oldest of six children ... Siblings are Zipporah, Darnell, Noah, Eva and Elijah ... Majoring in Telecommunications ... High school teammates now playing basketball professionally include D'Angelo Russell, Joel Embiid and Dakari Johnson ... Lists greatest individual on-court achievement as breaking the Florida and SEC single-game records for most three-pointers made ... During prep career, was Montverde's leading scorer and rebounder with 17 points and eight rebounds per game, helping the team earn a 23-4 record, reach the championship game of the National High School Invitational and receive a No. 9 national ranking in the ESPNRise National Poll ... Began playing organized basketball at six years old ... Other sports talent includes both football and soccer ... Grew up playing the saxophone and piano in elementary and middle school ... Favorite movie is *He Got Game* ... Once playing career is finished, aims to become a sports broadcaster.



#17 | CENTER | HT: 7'2" | WT: 270



**ROY HIBBERT**





# ROY HIBBERT

#17 . CENTER . 7-2 . 270 . 7 YEARS PRO

<b>BORN</b> December 11, 1986 (Queens, NY)	<b>HIGH SCHOOL</b> Georgetown Prep (Bethesda, Maryland)	<b>COLLEGE</b> Georgetown	<b>RESIDENCE</b> Manhattan Beach
--	---	------------------------------	-------------------------------------

## CAREER / PLAYOFF HIGHS

	CAREER			PLAYOFFS	
PTS	30 vs. New Orleans	2/21/12		29 @ Miami	5/24/13
MIN	43 vs. Sacramento (twice)	11/3/12		42 vs. Miami (twice)	6/1/13
FG	12 vs. Boston (4 times)	3/28/11		11 vs. Miami	6/1/13
FGA	26 @ Philadelphia	3/16/13		20 vs. Miami	6/1/13
3FG	2 vs. Orlando	4/12/10		1 @ Miami	5/22/12
3FGA	2 vs. Orlando	4/12/10		1 vs. Atlanta (twice)	4/19/14
FT	13 vs. Philadelphia	11/23/13		12 vs. Miami (twice)	5/26/13
FTA	16 vs. Philadelphia	11/23/13		15 vs. Miami	5/26/13
OFF. REB	11 vs. Milwaukee	1/5/13		8 vs. Miami (twice)	5/20/14
DEF. REB	14 @ Charlotte	1/17/15		13 vs. Miami	5/17/12
REB	17 vs. Boston	4/7/12		18 vs. Miami	5/17/12
AST	7 vs. Houston (3 times)	4/4/10		4 @ New York	5/5/13
STL	3 vs. Toronto (3 times)	11/13/12		2 vs. Orlando	4/28/12
BLK	11 vs. New Orleans	11/21/12		9 vs. Orlando	4/28/12

## CAREER REGULAR SEASON STATISTICS

Year	Team	G	GS	MIN	FG	FGA	PCT	3FG	3FGA	PCT	FT	FTA	PCT	OFF	DEF	TOT	A	PF	DQ	STL	TO	BLK	PTS	AVG
08-09	IND	70	42	1009	198	420	.471	0	0	---	98	147	.667	115	128	243	49	215	5	20	55	76	494	7.1
09-10	IND	81	69	2035	387	782	.495	3	6	.500	169	224	.754	177	287	464	158	285	5	30	145	131	946	11.7
10-11	IND	81	80	2244	410	890	.461	0	4	.000	205	275	.745	182	428	610	166	256	1	33	185	142	1025	12.7
11-12	IND	65	65	1937	332	668	.497	0	1	.000	170	239	.711	213	359	572	108	195	1	32	128	128	834	12.8
12-13	IND	79	79	2269	385	859	.448	1	4	.250	166	224	.741	296	360	656	113	279	5	39	162	206	937	11.9
13-14	IND	81	81	2409	331	754	.439	2	5	.400	207	269	.770	202	336	538	91	269	4	29	148	182	871	10.8
14-15	IND	76	76	1926	317	710	.446	0	2	.000	168	204	.824	156	384	540	84	216	2	18	107	125	802	10.6
<b>TOTALS</b>		<b>533</b>	<b>492</b>	<b>13829</b>	<b>2360</b>	<b>5083</b>	<b>.464</b>	<b>6</b>	<b>22</b>	<b>.273</b>	<b>1183</b>	<b>1582</b>	<b>.748</b>	<b>1341</b>	<b>2282</b>	<b>3623</b>	<b>769</b>	<b>1715</b>	<b>23</b>	<b>201</b>	<b>930</b>	<b>990</b>	<b>5909</b>	<b>11.1</b>

## CAREER POSTSEASON STATISTICS

Year	Team	G	GS	MIN	FG	FGA	PCT	3FG	3FGA	PCT	FT	FTA	PCT	OFF	DEF	TOT	A	PF	DQ	STL	TO	BLK	PTS	AVG
10-11	IND	5	5	132	20	45	.444	0	0	---	12	17	.706	15	19	34	3	21	0	2	13	9	52	10.4
11-12	IND	11	11	340	52	104	.500	1	1	1.000	24	36	.667	45	78	123	12	38	1	4	22	34	129	11.7
12-13	IND	19	19	694	120	235	.511	0	0	---	83	103	.806	90	98	188	26	74	1	3	43	37	323	17.0
13-14	IND	19	19	542	66	147	.449	0	1	.000	44	57	.772	43	61	104	17	62	0	4	25	26	176	9.3
<b>TOTALS</b>		<b>54</b>	<b>54</b>	<b>1708</b>	<b>258</b>	<b>531</b>	<b>.486</b>	<b>1</b>	<b>2</b>	<b>.500</b>	<b>163</b>	<b>213</b>	<b>.765</b>	<b>193</b>	<b>256</b>	<b>449</b>	<b>58</b>	<b>195</b>	<b>2</b>	<b>13</b>	<b>103</b>	<b>106</b>	<b>680</b>	<b>12.6</b>

**HOW ACQUIRED:** Acquired by the Lakers from the Indiana Pacers in exchange for a future second round draft pick on July 9, 2015.

**2014-15:** Appeared in 76 games (76 starts) for Indiana, averaging 10.6 points, 7.1 rebounds, 1.1 assists and 1.64 blocks in 25.3 minutes per game ... Ranked among league leaders in blocks (15th/1.64) and rebounds (40th/7.1) ... Led the team in rebounding ... Blocked multiple shots in 28 games with five or more seven times ... Finished second among NBA centers while shooting a career-best 82.4% from the free throw line ... Scored 10+ points in 40 games, recorded 20+ five times and led the team in scoring eight times while shooting 44.6% from the field ... Recorded 18 double-doubles, helping Indiana post a 12-6 record in those games ... Grabbed 10+ rebounds 22 times and led the Pacers in rebounds on a team-high 29 times ... Notched 100th career double-double, scoring 12 points and setting a career-high with 14 defensive rebounds 1/17 at Charlotte ... Fell one point shy of career high with a season-best 29 points (11-21 FG) 11/10 vs. Utah ... Missed six total games due to injury ... Sat out four games from 11/24-29 with a sprained left ankle, and was placed on the inactive list for games on 3/4 (rest) and 3/12 (sore right elbow) ... Had only missed four games due to injury or illness in previous six NBA seasons.

**CAREER:** Selected by Toronto with the 17th overall pick in the 2008 NBA Draft ... Acquired by Indiana from Toronto, along with T.J. Ford, Maceo Baston and Rasho Nesterovic, in exchange for Jermaine O'Neal and the draft rights to Nathan Jawai on July 9, 2008 ... Two-time Eastern Conference All-Star (2012, 2014) ... Earned NBA All-Defensive Second Team honors in 2014 ... Holds career averages of 11.1 points, 6.8 rebounds and 1.86 blocks per game over seven NBA seasons (all with the Pacers) ... Holds career shooting percentages of 46.4% from the field and 74.8% from the free throw line ... In 54 career playoff games (54 starts), is averaging 12.6 points, 8.3 rebounds, 1.1 assists and 1.96 blocks in 31.6 minutes ... Has recorded 108 career double-doubles, including one triple-double, a 10-point, 11-rebound and (career-high) 11-block performance 11/21/12 vs. New Orleans ... Amassed 990 career blocks while in Indiana, good for fifth in Pacers history ... Owns 52 career games with 20+ points, including one 30-point outing ... Has 129 career games with 10+ rebounds, and eight with 15+ rebounds ... Recorded one game with 10+ blocks.





## ROY HIBBERT

**2013-14:** Eastern Conference All-Star ... Earned NBA All-Defensive Second Team honors ... Started all 81 games and averaged 10.8 points, 6.6 rebounds, 1.1 assists and 2.25 blocks in 29.7 minutes per game ... Led the team and ranked fourth in the NBA with 182 blocks during the regular season – second-highest career total and tied for fifth-most in Indiana franchise history ... Scored 20 or more points 10 times and led the team in scoring nine times ... Finished the season 76.8% from the free throw line and ranked fifth among centers in the NBA in free throw percentage ... Recorded 15 double-doubles as the Pacers posted a 13-2 record in those games ... Grabbed at least 10 rebounds 19 times ... Recorded a season-high 16 rebounds in the season opener 10/29 vs. Orlando, including 12 in the first quarter – a career-high for a single quarter ... Blocked a season-high eight shots to go with 24 points and 12 rebounds 11/15 vs. Milwaukee ... Set new career-highs in free throws made and attempted, shooting 13-of-16 from the line en route to a season-high 27 points to go with 13 rebounds 11/23 vs. Philadelphia ... Scored 5,000th career point 3/19 at New York ... Grabbed 3,000th career rebound 3/7 at Houston ... Started all 19 playoff games as the Pacers reached the Eastern Conference Finals, averaging 9.3 points, 5.5 rebounds and 1.4 blocks in 28.5 minutes per game ... Scored in double-figures in nine games with two double-doubles... Exploded for 28 points – one shy of career-high – on 10-of-13 shooting and 8-of-8 from the foul line in the Game 2 win 5/7 vs. Washington

**2012-13:** Averaged 11.9 points, 8.3 rebounds, 1.4 assists and a career-best 2.60 blocks in 28.7 minutes over 79 games (79 starts) ... Hauled in 296 offensive rebounds, ranking third in the league and third most in a single season in Pacers' NBA history ... Had a career-high 11 offensive rebounds, one short of the Pacers NBA record 1/5 vs. Milwaukee ... Ranked among league leaders in rebounds (20th/8.3) ... Averaged a team-high in rebounds ... Claimed 10+ rebounds 31 times and snared a season-best 15 boards twice ... Recorded the second points-rebounds-blocked shots triple-double in Pacers history with a franchise record 11 blocks, 10 points and 11 rebounds 11/21 vs. New Orleans ... Joined Darrell Hillman and Jermaine O'Neal as the only Pacers to ever have 10+ blocks in a single game ... Also joined O'Neal as the only Pacers to ever have 200+ blocks in a season, ending the campaign with 206, second in the NBA in 2012-13 ... Blocked at least one shot in each of the first 24 games of the season (longest streak of career) ... Scored a season-best 28 points in the win 3/27 at Houston, the first of five 20-point games in a span of six contests ... Suspended for the game 2/28 vs. LA Clippers, for taking part in a scuffle 2/26 vs. Golden State ... Started in all 19 games in Indiana's run to the Eastern Conference Finals, averaging 17.0 points, 9.9 rebounds and 1.94 blocks ... Ranked eighth in the NBA in rebounding (9.9) and 10th while shooting a career-best 51.1% from the field during the 2013 postseason... Scored in double-figures in 15 of the 19 playoff games in 2013, including eight games with 20 or more points...Recorded seven double-doubles ... Posted a playoff career-high 29 points (10-15 FG; 9-10 FT) in the Game 2 win 5/22 at Miami.

**2011-12:** Eastern Conference All-Star ... Appeared in 65 games (65 starts), averaging 12.8 points, 8.8 rebounds, 1.7 assists and 1.97 blocks in 29.8 minutes ... Pacers leader in rebounds, blocks and field goal percentage at 49.7% ... Second on the team in points per game ... Finished fifth in the NBA in blocked shots, 19th in rebounds and 20th in field goal accuracy ... Tied for 20th in the NBA with a team-high 22 double-doubles ... Recorded seven double-doubles in a span of eight games from 4/6 through 4/17, including five straight games with double-doubles (4/11 - 4/17), setting a career-best ... Set career-highs with 17 rebounds and 13 defensive boards 4/7 vs. Boston ... Scored 20+ points in six games, including a career-high 30 points 2/21 vs. New Orleans ... Netted 3,000th career point 3/17 vs. New York ... In 11 postseason contests (all starts), averaged 11.7 points, a team-best 11.2 rebounds and 3.09 blocks while shooting 50.0% from the field ... Recorded a postseason career-high of 18 rebounds to go with 19 points 5/17 vs. Miami.

**2010-11:** Appeared in 81 games (80 starts), averaging 12.7 points, 7.5 rebounds, 2.0 assists and 1.75 blocks in 27.7 minutes ... The Pacers' top rebounder and shot-blocker was 31st in the NBA in rebounds and 11th in blocked shots per game ... Was the third leading scorer on the team and was third with a career-best 166 assists ... Collected 10+ rebounds 23 times and had double-doubles in all but one of those games ... After a mid-season coaching change, scored 20+ points six times, including a team-high 24 points 1/31 vs. Toronto ... Missed one game (1/19 at Golden State) with an upper respiratory infection ... In five playoff games (five starts) vs. Chicago, averaged 10.4 points and 6.8 rebounds while shooting 44.4% from the field... Scored in double-figures in three of the five games... Recorded best outing of the postseason and first postseason double-double with 16 points and 10 rebounds 4/23 vs. Chicago ... Totaled nine blocked shots in the series.

**2009-10:** Appeared in 81 games (69 starts), averaging 11.7 points, 5.7 rebounds, 2.0 assists and 1.62 blocks in 25.1 minutes ... Capped the season with personal best offensive game the year, leading the Pacers with 29 points (10-16 FG, 9-11 FT) 4/14 at Washington ... One of the top field goal shooters in the NBA, ranking 30th with a mark of 49.5% which was tops among all Indiana players with more than 150 attempts ... Had first 20-point game of the season 12/11 vs. New Jersey, which included first career three-pointer ... Second on the team with nine double-doubles on the season, including five in the first 10 games ... Recorded a career-high seven assists 1/3 at New York and would match that figure twice more: 3/9 vs. Philadelphia and 4/4 vs. Houston ... Ranked 12th in the NBA in blocks per game ... Sat out the game 3/24 vs. Washington with a TMJ sprain.

**2008-09:** Played in 70 games (42 starts), averaging 7.1 points, 3.5 rebounds and 1.09 blocks in 14.4 minutes ... As a starter, averaged 9.0 points and 4.1 rebounds ... In 28 games off the bench, averaged 4.1 points and 2.5 rebounds ... In 42 starts, shot 151-319 (47.3% from the floor and 76-109 (69.7%) from the free throw line, compared to 47-101 (46.5%) from the field and 22-38 (57.9%) from the charity stripe as a reserve ... Second on the team with 76 blocked shots and third among NBA rookies, behind Brook Lopez of New Jersey (151) and Memphis's Marc Gasol (90) ... Scored a season-high 19 points 12/28 vs. New Orleans ... Missed the game 1/23 vs. Houston with a concussion.



**COLLEGE:** Senior (2007-08): Selected as a Second Team Associated Press All-American and a First Team All-Big East selection ... Led the Georgetown Hoyas in scoring, rebounding and blocked shots with averages of 13.4 points, 6.4 rebounds and 2.2 blocks ... Ranked third in the Big East Conference in both blocked shots and field goal percentage (.609) ... Scored in double figures in 27 of 34 games ... Blocked 75 shots on the season and finished career with 259 rejections, fourth on the Hoyas' all-time career list ... Finished career 15th on Georgetown's all-time career scoring list (1,476) and 8th on the school's career rebounding list ... Junior (2006-07): An All-NCAA East Regional First Team selection, was named to the All-Big East First Team and All-Big East Tournament Team ... Led Georgetown in rebounding (6.9) and blocked shots (90), while ranking second in scoring (12.9) ... Shot a career-best 67.1% from the field ... Collected 11 double-doubles, including a career-high five in a row in postseason play, and helped lead the Hoyas to the Final Four ... Scored 13 points with 11 rebounds for fifth straight double-double in the Hoyas' win in the East Regional Final vs. North Carolina ... Became the 38th player in school history with 1,000 career points ... Tied a career-high with six blocked shots and handed out a season-best four assists vs. the Tar Heels ... Sophomore (2005-06): Earning second team All-Big East honors, was second on the team in scoring with an average of 11.6 points and a team-high 6.9 rebounds (14th in the Big East) ... Shot 59.0% from the floor (148-251) and led the team with 54 blocks (9th in the Big East) ... Opened the season with back-to-back games of 20+ points, scoring 20 in the season opener at Navy and 23 points in a win at James Madison ... Those two performances garnered a Big East Player of the Week selection ... A streak of 25-straight free throws made ended in the game vs. Stetson ... Freshman (2004-05): Played in 32 games for the Hoyas, starting 17 contests and averaging 5.1 points and 3.5 rebounds ... Had a pair of double-doubles and ranked second on the team with 40 blocked shots ... Had a season-high 15 points at Notre Dame and collected a season-high 14 boards at Syracuse ... Dealt a career-high five assists vs. San Jose State ... Scored on a last-second dunk to defeat Notre Dame, 1/23, which led to first Big East Player of the Week honor.

**PERSONAL:** Full name is Roy Denzil Hibbert ... Parents are Roy Sr. and Pat Hibbert ... Born in Queens, New York and moved with his family to Adelphi, Maryland at the age of two ... Roy Sr. is originally from Jamaica and Pat is from Trinidad ... Majored in Government at Georgetown ... Involved in charitable endeavors through the Roy Hibbert Foundation ... Is an avid video gamer ... Inspired by the play of Shaquille O'Neal during his youth ... Averaged 19 points, 17 rebounds, six blocks and three assists as a senior at Georgetown Prep in Bethesda, Maryland, where he was coached by former Hoya Dwayne Bryant ... The Little Hoyas amassed a 16-4 record during his senior year and were co-champions of the Interstate Athletic Conference ... In the 2004 Jordan Capital Classic, following their senior year in high school, he played with future Georgetown teammate Jeff Green, who now plays in the NBA for the Memphis Grizzlies ... In 2010 with the Pacers, started "Area 55," a special fan section of 55 people in Bankers Life Fieldhouse that receive season tickets in return for a promise of being loud and enthusiastic during all games ... In the summer of 2014, donated \$1 million to his alma mater, Georgetown University, in order to help fund the construction of a new on-campus athletic facility ... If not in the NBA, his job would be an owner of a movie production company ... Favorite actor is Leonardo DiCaprio.

#10 | FORWARD | HT: 6'9" | WT: 240



**JONATHAN HOLMES**



# JONATHAN HOLMES

#10 . FORWARD . 6-9 . 240 . ROOKIE

<b>BORN</b> December 9, 1992 (San Antonio, TX)	<b>HIGH SCHOOL</b> Antonian College Prep (San Antonio, TX)	<b>COLLEGE</b> Texas	<b>RESIDENCE</b> Los Angeles
--	--	-------------------------	---------------------------------

## COLLEGIATE CAREER HIGHS

	CAREER	
PTS	23 vs.	Iowa State (twice) 1/18/14
MIN	36 vs.	Butler (twice) 3/19/15
FG	9 vs.	Iowa State 1/18/14
FGA	16 @	Baylor (twice) 1/31/15
3FG	4 @	Connecticut (twice) 11/30/14
3FGA	8 vs.	Butler 3/19/15
FT	11 vs.	West Virginia 1/17/15
FTA	12 vs.	West Virginia (twice) 1/17/15
OFF. REB	9 vs.	Texas-Arlington 12/2/14
DEF. REB	11 vs.	California 11/21/14
REB	16 vs.	Texas-Arlington (twice) 12/2/14
AST	5 vs.	Saint Francis (PA) 11/25/14
STL	3 vs.	Kansas (5 times) 2/1/14
BLK	4 vs.	Kansas State (twice) 3/7/15

## COLLEGIATE CAREER STATISTICS

Year	Team	G	GS	MIN	FG	FGA	PCT	3FG	3FGA	PCT	FT	FTA	PCT	OFF	DEF	TOT	A	PF	DQ	STL	TO	BLK	PTS	AVG
11-12	Texas	34	17	726	81	167	.485	10	40	.250	69	96	.719	74	89	163	16	113	7	24	42	20	241	7.1
12-13	Texas	29	29	594	70	153	.458	13	45	.289	33	56	.589	59	102	161	12	87	5	18	39	20	186	6.4
13-14	Texas	32	31	776	141	279	.505	28	84	.333	99	133	.744	89	140	229	30	80	3	18	51	40	409	12.8
14-15	Texas	32	31	835	105	270	.389	43	130	.331	77	99	.778	71	125	196	34	71	0	17	47	33	330	10.3
<b>TOTALS</b>		<b>127</b>	<b>108</b>	<b>2931</b>	<b>397</b>	<b>869</b>	<b>.457</b>	<b>94</b>	<b>299</b>	<b>.314</b>	<b>278</b>	<b>384</b>	<b>.724</b>	<b>293</b>	<b>456</b>	<b>749</b>	<b>92</b>	<b>351</b>	<b>15</b>	<b>77</b>	<b>179</b>	<b>113</b>	<b>1166</b>	<b>9.2</b>

**HOW ACQUIRED:** Signed by the Lakers as a free agent on August 13, 2015.

**COLLEGE:** Appeared in 127 games (108 starts) over four seasons at the University of Texas (2011-15), averaging 9.2 points, 5.9 rebounds, 0.7 assists, 0.61 steals and 0.89 blocks in 23.1 minutes ... Finished in double-figure points 58 times and in rebounds 15 times ... Recorded nine career double-doubles ... Concluded Texas career ranked 24th on the all-time scoring list (1,166 points) and ninth in rebounds (749) ... Three-time Big 12 Commissioner's Honor Roll member ... Senior (2014-15): All-Big 12 Honorable Mention ... Played in 32 games (31 starts), averaging 10.3 points, 6.1 rebounds, 1.1 assists, and 1.03 blocks in 26.1 minutes ... Ranked second on the team in scoring and rebounding and fourth in blocked shots (33) ... Claimed 2K Classic Tournament MVP and Phillips 66 Big 12 Player of the Week (11/24) honors by averaging 20.0 points and 9.0 rebounds while hitting 13-of-23 (56.5%) field goals and 10-of-13 (76.9%) free throws in wins 11/20 vs. Iowa and 11/21 vs. California at Madison Square Garden ... Junior (2013-14): Earned All-Big 12 Second Team (coaches) and All-Big 12 Honorable Mention (media) honors ... Appeared in 32 games (31 starts), averaging 12.8 points, 7.2 rebounds and 1.25 blocks in 24.3 minutes ... Led the team in scoring, ranked second on the team in rebounding, and finished third in total blocks (40) ... Named the team's Most Valuable Player and shared the team's Most Improved Player award (Cameron Ridley) at the annual end-of-the-year team banquet ... Voted the team captain ... Reached 10+ points in 24 games and recorded four double-doubles ... Posted a career-high 23 points (8-16 FG, career-high 4-7 3FG) and nine rebounds in 26 minutes 11/12 vs. South Alabama ... Tied a career-high in points (23) and set a career high in field goals made (9-13 FG) 1/18 vs. Iowa State ... Made a catch-and-shoot game-winning three-pointer at the buzzer 1/21 vs. Kansas State ... Missed the game 11/29 vs. UTA due to the death of his grandmother ... Missed two games with a right knee injury (2/11, 3/5) ... Sophomore (2012-13): Started in all 29 games, a team-high, averaging 6.4 points, 5.6 rebounds, 0.4 assists and 0.69 blocks in 20.5 minutes ... Led the team and ranked 16th in the Big 12 Conference in rebounds ... Sat out five games (1/26 - 2/9) due to a broken bone in right hand suffered at Oklahoma (1/21) ... Totaled eight games with double-digit points and three with 10 or more rebounds ... Sank a three-pointer to tie the game at 50-50 with three seconds remaining and force overtime 1/9 vs. West Virginia ... Freshman (2011-12): Played in all 34 games as a freshman, scoring in double-figures nine times ... Led the team in offensive rebounds (74) ... Averaged 7.1 points, 4.8 rebounds, 0.5 assists, 0.71 steals and 0.59 blocks in 21.4 minutes.

**PERSONAL:** Full name is Jonathan Alexander Holmes ... Son of Daryl and Angela Holmes ... Father, Daryl, played football at the University of Nebraska (lettered in 1980 as a defensive end) ... Is the middle of three children in the family ... Older sister, Amber, played basketball at Southeast Missouri State while younger brother, Sterling, played at Richland College in Dallas ... People he most admires are his father and mother ... Majored in Public Relations with a minor in Educational Psychology ... College teammates playing professionally include Myles Turner and Myck Kabongo ... Age he began playing organized basketball was 12 ... Played football growing up, spending time at defensive end and tight end ... Enjoys deep sea fishing in the offseason ... Is an avid Texas Longhorns fan ... Favorite movie is *Training Day*, starring his favorite actor, Denzel Washington ... Hopes to one day work in some capacity at the University of Texas ... Athlete most admired outside of the NBA is Detroit Lions wide receiver Calvin Johnson ... Favorite food is chicken parmesan.



#9 | GUARD | HT: 6'3" | WT: 200



**MARCELO HUERTAS**



# MARCELO HUERTAS

#9 . GUARD . 6-3 . 200 . ROOKIE

**BORN**

May 25, 1983

(São Paulo, Brazil)

**PRIOR TO NBA**

F.C. Barcelona

**HOME COUNTRY**

Brazil

**RESIDENCE**

Los Angeles

**CAREER / PLAYOFF HIGHS**

	CAREER	PLAYOFFS
PTS	-	-
MIN	-	-
FG	-	-
FGA	-	-
3FG	-	-
3FGA	-	-
FT	-	-
FTA	-	-
OFF. REB	-	-
DEF. REB	-	-
REB	-	-
AST	-	-
STL	-	-
BLK	-	-

**HOW ACQUIRED:** Signed by the Lakers as a free agent on September 9, 2015.

**INTERNATIONAL:** Spent the past four seasons (2011-15) with Spanish power FC Barcelona, serving as a key piece on their 2011-12 and 2013-14 Spanish National Championship and 2013 Spanish National Cup-winning teams ... In 2014-15, averaged 8.0 points and 4.3 assists while shooting 54.4% from the field in 44 games ... Returned to the ACB League in Spain after one year in Italy, signing with Saski Baskonia (2009-11) ... Part of the 2009-10 Spanish National Championship winning team ... Won the Euroleague's weekly MVP award two times en route to a second All-ACB Team selection in 2010-11 ... That same year, led the ACB League with 5.9 assists per game to go with 9.9 points and 2.9 rebounds while recording a 52.7 FG% and 43.2 3FG% ... Joined Fortitudo Bologna to play in Italy's top domestic league for the 2008-09 season ... Appeared in 29 Italian League games, averaging 10.4 points (55.6 FG% , 2.5 assists and 1.9 steals ... Played in the ACB League in 2007-08 with Bilbao Basket ... Posted averages of 14.6 points, 3.9 assists and 1.6 steals in 34 Spanish ACB games ... Garnered first All-ACB Team selection ... Signed with Joventut of the Spanish ACB League and remained there for three seasons (2004-2007) ... FIBA EuroCup champion in 2006 ... Began professional playing career in Brazil, suiting up for FMU São Paulo (2001-02, 2003-04) and Pinheiros (2002-03) ... Paulista League Most Improved Player in 2003 ... Has appeared in Euroleague competition seven times, including the last six years, playing in 165 games and averaging 8.0 points, 3.8 assists, and 2.1 rebounds per contest ... Led the Euroleague in free throw shooting at 97.2% during the 2012-13 season, and was the 2013-14 Euroleague Top 16 Round 2 MVP.

**PERSONAL:** Born in São Paulo, Brazil to Domingos and Tania Huertas ... Has two older siblings, Felipe and Daniela ... Felipe played basketball professionally in Brazil for one year ... Started playing organized basketball at the age of 13 ... Speaks five languages, including Portuguese, Spanish, Italian, Catalan and English ... Member of the Brazilian national team for the 2012 Olympics in London ... Led the squad with 6.0 assists to go with 11.3 points, good for second-best on the roster ... Has appeared on three consecutive FIBA World Championship (renamed FIBA Basketball World Cup) teams in 2006, 2010, and 2014 ... Won a gold medal from the 2006 South American Championship where he was named MVP of the tournament after averaging a team-leading 16.8 points to go with 4.0 assists ... Captured a gold medal at the 2007 Pan American Games ... Earned three medals from the FIBA Americas Championship: 2005 and 2009 (gold) and 2011 (silver) ... Person admired most is the late Brazilian racing driver, Ayrton Senna, who won three Formula One world championships ... Favorite non-NBA sports team is F.C. Barcelona ... Spends time during the offseason traveling ... Favorite movie actors include Jack Nicholson and Robert De Niro ... Considers favorite movie to be *Remember the Titans* ... Sushi is listed as his favorite food.



#4 | FORWARD | HT: 6'11" | WT: 230



**RYAN KELLY**





# RYAN KELLY

#4 . FORWARD . 6-11 . 230 . 2 YEARS PRO

<b>BORN</b> April 9, 1991 (Carmel, NY)	<b>HIGH SCHOOL</b> Ravenscroft HS (Raleigh, NC)	<b>COLLEGE</b> Duke	<b>RESIDENCE</b> Redondo Beach
--	---	------------------------	-----------------------------------

## CAREER / PLAYOFF HIGHS

	CAREER		PLAYOFFS
PTS	26 @ Cleveland	2/5/14	-
MIN	43 @ Philadelphia	3/30/15	-
FG	8 @ Cleveland	2/5/14	-
FGA	17 @ LA Clippers	4/7/15	-
3FG	5 vs. Minnesota (twice)	4/10/15	-
3FGA	8 @ LA Clippers (3 times)	4/7/15	-
FT	8 vs. Houston	4/8/14	-
FTA	11 vs. Houston	4/8/14	-
OFF. REB	4 vs. Portland	4/1/14	-
DEF. REB	9 vs. Golden State	4/11/14	-
REB	11 vs. Golden State (twice)	4/11/14	-
AST	8 vs. New York (twice)	3/25/14	-
STL	2 @ LA Clippers (13 times)	4/7/15	-
BLK	4 @ Philadelphia	3/30/15	-

## CAREER REGULAR SEASON STATISTICS

Year	Team	G	GS	MIN	FG	FGA	PCT	3FG	3FGA	PCT	FT	FTA	PCT	OFF	DEF	TOT	A	PF	DQ	STL	TO	BLK	PTS	AVG
13-14	LAL	59	25	1312	157	371	.423	48	142	.338	110	135	.815	42	177	219	95	147	0	32	47	45	472	8.0
14-15	LAL	52	34	1233	104	309	.337	45	134	.336	79	95	.832	13	133	146	92	118	1	30	37	24	332	6.4
<b>TOTAL</b>		<b>111</b>	<b>59</b>	<b>2545</b>	<b>261</b>	<b>680</b>	<b>.384</b>	<b>93</b>	<b>276</b>	<b>.337</b>	<b>189</b>	<b>230</b>	<b>.822</b>	<b>55</b>	<b>310</b>	<b>365</b>	<b>187</b>	<b>265</b>	<b>1</b>	<b>62</b>	<b>84</b>	<b>69</b>	<b>804</b>	<b>7.2</b>

**HOW ACQUIRED:** Selected by the Lakers in the second round (48th overall) of the 2013 NBA Draft.

**2014-15:** In 52 games (34 starts), averaged 6.4 points, 2.8 rebounds, 1.8 assists, 0.58 steals and 0.46 blocks in 23.7 minutes ... Had 13 games of 10+ points and two games of 20+ points ... Started 12 games at the power forward spot, improving on season averages with 11.4 points, 3.6 rebounds, 3.8 assists, 1.00 steals, and 1.00 blocks ... Scored 13 points (three 3FG) with a season-high eight rebounds 1/9 vs. Orlando ... Netted a career-high five three-pointers en route to a team-high 20 points and tied a career-high with two steals 2/6 at Orlando ... Tallied 13 points (tied for team lead) and four rebounds 3/15 vs. Atlanta ... Tallied 16 points (5-9 FG), five rebounds and equaled a career-high again with two steals 3/24 at Oklahoma City ... Posted 11 points with a season-high tying eight rebounds 3/25 at Minnesota ... Had a career-high four blocks along with 16 points and seven rebounds in a career-high 43 minutes 3/30 at Philadelphia ... Scored 17 points (6-8 FG) with two blocks 4/8 at Denver ... Totalled season-highs of 21 points (tied career-high with five 3FG) and seven assists 4/10 vs. Minnesota ... Missed 29 total games due to injury, including seven games with a sore right hamstring (10/28-11/1, 11/9-11/12) and 22 games with a torn right hamstring (11/18-12/30) ... DNP-CD once ... **NBA D-League:** In one game on assignment with the Los Angeles D-Fenders, scored 30 points (8-18 FG, 11-12 FT) to go with four rebounds and two assists in 45 minutes.

**CAREER:** Re-signed by the Lakers on July 21, 2014 ... In 111 games (59 starts) over two seasons, is averaging 7.2 points, 3.3 rebounds, 1.7 assists and 0.62 blocks in 22.9 minutes ... Has 30 career 10+ point games, including four 20+ point contests ... Owns two career point/rebound double-doubles ... Has made five three-pointers in a single game on two occasions.

**2013-14:** Appeared in 59 games (25 starts), averaging 8.0 points, 3.7 rebounds, 1.6 assists, 0.54 steals and 0.76 blocks in 22.2 minutes ... Started 25 games ... Had two double-doubles ... Notched 17 games of 10+ points, including three games with 20+ points ... Ranked among rookie leaders in points (7th/8.0), rebounds (9th/3.7), assists (9th/1.6) and blocks (5th/0.76) ... Scored first NBA points (3) and grabbed first NBA rebound (offensive) 1/15 at Dallas ... Had first NBA block 12/13 at Oklahoma City ... Dished out first NBA assists (two) at ATL 12/16 ... Recorded first NBA steal 1/7 at DAL ... Made first career start 1/19 at Toronto, scoring 17 points on 5-7 shooting (6-6 FTM) with five rebounds and two assists in 37 minutes ... Scored 17+ points in consecutive games (1/17 at BOS and 1/19 at TOR), only the third Laker rookie in the last 20 years to do so (Kobe Bryant and Eddie Jones) ... Tallied a career-high 26 points (8-16 FG, 7-9 FT) and six rebounds in 42 minutes 2/5 at Cleveland ... Had first career double-double with 24 points and 11 rebounds 3/7 at Denver ... Handed out a career-high eight assists 3/9 vs. Oklahoma City ... Tied a career-high with eight assists 3/25 vs. New York ... Posted career-bests with eight free throws made on 11 attempts 4/8 vs. HOU ... Posted 14 points and 11 rebounds 4/11 vs. Golden State ... **NBA D-League:** In five games on assignment with the Los Angeles D-Fenders (11/26-12/6), averaged 25.2 points, 7.6 rebounds, 3.8 assists, 1.6 steals and 1.4 blocks in 39.6 minutes per contest.





## RYAN KELLY

**COLLEGE:** Appeared in 126 games (69 starts) with Duke, averaging 7.5 points, 3.7 rebounds and 1.06 blocks in 19.3 minutes ... Following his senior season at Duke, ranked fourth in the Blue Devils record books in career winning percentage (111-15 (.881) record with him on the floor) ... Two-time Team Captain ... Senior (2012-13): Averaged 12.9 points, 5.3 rebounds, 1.7 assists and 1.6 blocks, while shooting 42.2% (35-83) from behind the arc and 81.2% from the foul line ... Honorable Mention All-ACC performer despite playing in just five league games ... Returned from a right foot injury after missing 13 games to score a career-high 36 points (10-14 FG, 7-9 3FG) in a 79-76 win over No. 5 Miami ... Junior (2011-12): Averaged 11.8 points and 5.4 rebounds while shooting 40.8% (40-98) from behind the arc ... Made a three-point field goal in 23-of-31 games ... Shot 80.7% (113-of-14) from the free throw line, the second highest clip on the team ... Ranked 17th in the ACC in scoring, 16th in rebounding, ninth in free throw percentage and 10th in blocks ... Named MVP of the Maui Invitational and to the All-Tournament team ... Led the team with 14 charges drawn ... Recorded a season-high 23 points, eight rebounds and two blocks vs. Wake Forest ... Sophomore (2010-11): Averaged 6.6 points, 3.7 rebounds and 1.4 blocks ... Ninth in the ACC in blocks per game ... Shot 51.6% from the field and 80.5% from the line ... Made 18 consecutive field goal attempts, including seven straight three-pointers, in a four-game stretch from Jan. 15 through Jan. 27 ... The 18 straight made shots is second-most in Duke history ... Scored a season-high 20 points (6-6 FG, 4-4 3FG) vs. Wake Forest ... Led Duke with 19 charges taken ... Freshman (2009-10): Made 35 appearances (15-of-16 conference games), averaging 1.2 points and 1.1 rebounds per game.

**PERSONAL:** Born Ryan Matthew Kelly on April 9, 1991 in Carmel, N.Y. ... Is married to wife, Lindsay, and they have one son, Nile ... Lindsay is the daughter of former NFL coach and player Bill Cowher ... Ryan is the son of Chris and Doreen Kelly ... Father, Chris, played basketball at Yale from 1981-85 and also played professionally in France for three years ... Mother, Doreen, played volleyball at Pennsylvania and toured with Athletes In Action to South America ... Has a younger brother, Sean, and a younger sister, Erin ... Grandfather, Richard Casey, played basketball at Fordham ... While at Duke, was a member of the National Honor Society, honor roll and semifinalist National Merit Scholar ... Earned a silver medal with the 2008 USA U18 National Team at the 2008 FIBA Americas U18 Championship in Formosa, Argentina ... Four-year letterwinner at Ravenscroft School ... 2009 McDonald's All-American ... Won the three-point contest at the McDonald's All-American Powerade Jam Fest ... First team Parade All-America pick in 2009 ... 2009 Jordan Brand All-American ... North Carolina Gatorade Player of the Year as a senior ... Two-time first team all-state and TISAC player of the year honoree ... Posted 25.2 points, 10.2 rebounds, 2.8 blocks, 2.0 assists and 1.7 steals per game as a senior ... Rated in the top 20 overall by Scout.com (No. 12), ESPN.com (No. 17) and Rivals.com (No. 20) ... Off the court, continually gives back to the community, teaming with the Lakers over his first two seasons in numerous charitable endeavors, including the Season of Giving Holiday Party for Kids, Season of Giving Toys for Tots, Lakers Youth Foundation Golf Tournament, Camp Lakers, the Read to Achieve Grand Prize School Visit, and a US Naval Hospital Visit.





**2013-14 ROOKIE LEADERS (SCORING)**

Rank	Player	Team	GP	MPG	PPG
1	Michael Carter-Williams	PHI	70	34.5	16.7
2	Victor Oladipo	ORL	80	31.1	13.8
3	Trey Burke	UTA	70	32.3	12.8
4	Tim Hardaway Jr.	NYK	81	23.2	10.2
5	Ben McLemore	SAC	82	26.7	8.8
6	Kelly Olynyk	BOS	70	20.0	8.7
7	<b>Ryan Kelly</b>	<b>LAL</b>	<b>59</b>	<b>22.2</b>	<b>8.0</b>
8	Mason Plumlee	BKN	70	18.2	7.4
9	Nate Wolters	MIL	58	22.6	7.2
10	Giannis Antetokounmpo	MIL	77	24.6	6.8

**2013-14 ROOKIE LEADERS (ASSISTS)**

Rank	Player	Team	GP	MPG	APG
1	Michael Carter-Williams	PHI	70	34.5	6.3
2	Trey Burke	UTA	70	32.3	5.7
3	Victor Oladipo	ORL	80	31.1	4.1
4	Nate Wolters	MIL	58	22.6	3.2
5	Phil Pressey	BOS	75	15.1	3.2
6	Nick Calathes	MEM	71	16.5	2.9
7	Matthew Dellavedova	CLE	72	17.7	2.6
8	Giannis Antetokounmpo	MIL	77	24.6	1.9
9	<b>Ryan Kelly</b>	<b>LAL</b>	<b>59</b>	<b>22.2</b>	<b>1.6</b>
10	Kelly Olynyk	BOS	70	20.0	1.6

**2013-14 ROOKIE LEADERS (REBOUNDING)**

Rank	Player	Team	GP	MPG	RPG
1	Michael Carter-Williams	PHI	70	34.5	6.2
2	Kelly Olynyk	BOS	70	20.0	5.2
3	Gorgui Dieng	MIN	60	13.6	5.0
4	Giannis Antetokounmpo	MIL	77	24.6	4.4
5	Mason Plumlee	BKN	70	18.2	4.4
6	Cody Zeller	CHA	82	17.3	4.3
7	Victor Oladipo	ORL	80	31.1	4.1
8	Steven Adams	OKC	81	14.8	4.1
9	<b>Ryan Kelly</b>	<b>LAL</b>	<b>59</b>	<b>22.2</b>	<b>3.7</b>
10	Hollis Thompson	PHI	77	22.6	3.2

**2013-14 ROOKIE LEADERS (BLOCKS)**

Rank	Player	Team	GP	MPG	BPG
1	Jeff Withey	NOP	58	11.8	0.86
2	Gorgui Dieng	MIN	60	13.6	0.83
3	Giannis Antetokounmpo	MIL	77	24.6	0.79
4	Mason Plumlee	BKN	70	18.2	0.79
5	<b>Ryan Kelly</b>	<b>LAL</b>	<b>59</b>	<b>22.2</b>	<b>0.76</b>
6	Steven Adams	OKC	81	14.8	0.70
7	Michael Carter-Williams	PHI	70	34.5	0.61
8	Cody Zeller	CHA	82	17.3	0.50
9	Victor Oladipo	ORL	80	31.1	0.46
10	Kelly Olynyk	BOS	70	20.0	0.39



#7 | FORWARD | HT: 6'9" | WT: 230



**LARRY NANCE JR.**



# LARRY NANCE JR.

#7 . FORWARD . 6-9 . 230 . ROOKIE

<b>BORN</b> January 1, 1993 (Akron, OH)	<b>HIGH SCHOOL</b> Revere High School (Richfield, OH)	<b>COLLEGE</b> Wyoming	<b>RESIDENCE</b> Hawthorne
---	---	---------------------------	-------------------------------

## COLLEGIATE CAREER HIGHS

	CAREER		
PTS	38	@ Denver	12/15/13
MIN	54	@ Fresno State	1/17/15
FG	15	@ Denver	12/15/13
FGA	21	@ Denver	12/15/13
3FG	2	vs. Northern Iowa (4 times)	3/20/15
3FGA	5	vs. San Diego State	3/14/15
FT	12	@ Montana State	12/23/14
FTA	15	@ Montana State	12/23/14
OFF. REB	6	@ Denver	12/15/13
DEF. REB	13	vs. Northern Colorado	12/22/13
REB	15	@ Cal State Bakersfield	2/6/13
AST	4	vs. Fresno State (9 times)	2/25/15
STL	5	vs. Fresno State (twice)	2/16/13
BLK	6	vs. New Mexico	1/8/14

## COLLEGIATE CAREER STATISTICS

Year	Team	G	GS	MIN	FG	FGA	PCT	3FG	3FGA	PCT	FT	FTA	PCT	OFF	DEF	TOT	A	PF	DQ	STL	TO	BLK	PTS	AVG
11-12	Wyoming	33	0	590	49	106	.462	3	9	.333	35	43	.814	42	89	131	13	57	1	25	28	19	136	4.1
12-13	Wyoming	33	32	1057	129	242	.533	10	29	.345	84	112	.750	64	164	228	41	85	2	42	51	24	352	10.7
13-14	Wyoming	26	26	902	147	270	.544	9	37	.243	97	128	.758	35	189	224	42	73	1	37	44	55	400	15.4
14-15	Wyoming	31	31	1082	185	360	.514	14	42	.333	114	145	.786	44	180	224	76	69	1	37	70	37	498	16.1
<b>TOTAL</b>		<b>123</b>	<b>90</b>	<b>3631</b>	<b>510</b>	<b>978</b>	<b>.521</b>	<b>36</b>	<b>541</b>	<b>.308</b>	<b>330</b>	<b>428</b>	<b>.771</b>	<b>185</b>	<b>622</b>	<b>807</b>	<b>172</b>	<b>284</b>	<b>5</b>	<b>141</b>	<b>193</b>	<b>135</b>	<b>1386</b>	<b>11.3</b>

**HOW ACQUIRED:** Selected by the Lakers in the first round (27th overall) of the 2015 NBA Draft.

**COLLEGE:** Finished 5th in Wyoming history in steals (141) and blocks (135), 8th in games played (123), 9th in rebounds (807) and blocks per game (1.1), 13th in games started (90), and 16th in points (1,386) ... Became the 33rd Cowboy to reach 1,000 career points ... Posted 63 double-figure point games, including 17 games with more than 20 points, and 18 double-doubles for his career ... Senior (2014-15): Led Wyoming to a Mountain West tournament title and its first NCAA tournament since 2001-02 ... Named to the All-Mountain West First Team, All-Defensive Team and was Mountain West co-Defensive Player of the Year ... Selected to the Mountain West All-Tournament team ... In 31 games, averaged 16.1 points, 7.2 rebounds, 2.5 assists, 1.2 blocks, and 1.2 steals in 34.9 minutes ... Contracted mononucleosis in mid-February of senior season ... Notched seven double-doubles during the season, including 25 games in double-figure points and seven games with double-figure rebounds ... Had 10 games with 20 or more points, including a season-high 31 points 12/23 at Montana State ... Junior (2013-14): Started 26 games for Wyoming before suffering a season-ending torn ACL in his right knee against Fresno State on 2/18 ... Despite the shortened season, named to the All-MW First Team, Wyoming's first since 2008-09, and to the MW All-Defensive Team ... Notched nine games with double-figure rebounds and eight double-doubles ... Top season performance was a career-high 38 points, 12 rebounds, and two steals in 40 minutes at Denver 12/15 ... Sophomore (2012-13): Started 33 games for Wyoming in 2012-13, missing just one contest with a wrist injury ... Averaged 10.7 points, 6.9 rebounds, 1.3 steals, 1.2 assists, and 0.7 blocks per game, while shooting a team-high 53% from the field ... Ranked in the top 10 of six Mountain West statistical categories, including sixth in defensive rebounds at 5.0 per game ... His 10.7 points and 6.9 rebounds during 2012-13 were nearly identical to what his father, Larry Nance Sr., averaged during his sophomore season (11.1 points and 7.2 rebounds in 1978-79) at Clemson ... Freshman (2011-12): Played in all 33 games and averaged 4.1 points, 4.0 rebounds and 0.6 blocks in 18 minutes of action per game ... Led the Cowboys in free throw percentage at .814, ranked second in rebounds, and third in field goal percentage at .462.

**PERSONAL:** Parents are Larry Sr. and Jaynee Nance ... Has an older sister, Casey (25), who played basketball at the University of Dayton and a younger brother, Pete (15) ... Larry Sr., a three-time NBA All-Star, NBA All-Defensive First Team member and winner of the inaugural NBA Slam Dunk Contest in 1984, played 13 seasons in the NBA ... Graduated with a degree from Wyoming in criminal justice ... Considers his greatest personal achievements to date as graduating college and getting drafted by the Lakers ... Prized possession is his Mountain West Championship ring ... Played for the Revere High School Minutemen prior to Wyoming, leading his team to consecutive Suburban League Championship games his final two seasons, while being named Second Team All-Ohio, First Team All-Suburban League and First Team All-District following senior season ... The two league championships were the first for Revere High School since 1976 ... Was Revere's team MVP and left as the all-time leader in blocked shots for a career, season and game ... Didn't play organized basketball until he was 13 ... Stood 5'11" and played guard as a high school freshman ... Diagnosed with Crohn's Disease as a sophomore in high school but has excelled despite it ... Looks up to former NFL quarterback David Garrard, who was diagnosed with Crohn's in 2004 while playing for the Jacksonville Jaguars ... Favorite actress is Jessica Alba and favorite TV show is The Fresh Prince of Bel-Air ... Is an avid video gamer ... Spends the offseason going to the beach.



#30 | FORWARD | HT: 6'9" | WT: 250



**JULIUS RANDLE**



# JULIUS RANDLE

#30 . FORWARD . 6-9 . 250 . 1 YEAR PRO

BORN	HIGH SCHOOL	COLLEGE	RESIDENCE
November 29, 1994 (Dallas, TX)	Prestonwood Christian (Plano, TX)	Kentucky	Playa Vista

## CAREER / PLAYOFF HIGHS

	CAREER		PLAYOFFS
PTS	2 vs. Houston	10/28/14	-
MIN	14 vs. Houston	10/28/14	-
FG	1 vs. Houston	10/28/14	-
FGA	3 vs. Houston	10/28/14	-
3FG	-	-	-
3FGA	-	-	-
FT	-	-	-
FTA	2 vs. Houston	10/28/14	-
OFF. REB	-	-	-
DEF. REB	-	-	-
REB	-	-	-
AST	-	-	-
STL	-	-	-
BLK	-	-	-

## CAREER REGULAR SEASON STATISTICS

Year	Team	G	GS	MIN	FG	FGA	PCT	3FG	3FGA	PCT	FT	FTA	PCT	OFF	DEF	TOT	A	PF	DQ	STL	TO	BLK	PTS	AVG
14-15	LAL	1	0	14	1	3	.333	0	0	---	0	2	.000	0	0	0	0	1	0	0	1	0	2	2.0
<b>TOTALS</b>		<b>1</b>	<b>0</b>	<b>14</b>	<b>1</b>	<b>3</b>	<b>.333</b>	<b>0</b>	<b>0</b>	<b>---</b>	<b>0</b>	<b>2</b>	<b>.000</b>	<b>0</b>	<b>0</b>	<b>0</b>	<b>0</b>	<b>1</b>	<b>0</b>	<b>0</b>	<b>1</b>	<b>0</b>	<b>2</b>	<b>2.0</b>

**HOW ACQUIRED:** Selected by the Lakers with the seventh overall pick of the 2014 NBA Draft.

**2014-15:** Recorded first NBA points (two) in 14 minutes played 10/28 vs. Houston in professional debut before suffering a leg injury (tibia fracture, right leg) ... Missed the remaining 81 games due to a tibia fracture, right leg (10/29-11/14, 11/16-4/15).

**COLLEGE:** Appeared in 40 games in lone collegiate season for the University of Kentucky, averaging 15.0 points, 10.4 rebounds, 1.4 assists and 0.8 blocks in 30.8 minutes ... Named SEC Freshman of the Year ... Selected as First Team All-SEC and as SEC All-Freshman ... Received SEC All-Tournament Team honors ... Had seven games with 20+ points ... Totaled 24 double-doubles ... Grabbed double-figure rebounds 27 times ... Led Kentucky in scoring 13 times, rebounding 30 times, assists seven times and blocks four times ... Helped lead Kentucky to the 2014 NCAA National Championship game ... Posted 23 points (11 FT) and 16 rebounds in season-opener 11/8 vs. UNC Asheville ... Recorded 22 points and 14 rebounds 11/10 vs. Northern Kentucky ... Went for 27 points (23 in the 2nd half) and 13 rebounds 11/12 against Michigan State ... Tallied 22 points, 10 rebounds, four assists and two blocks in a victory 11/19 vs. Texas-Arlington ... Recorded a double-double with 15 points and 15 boards 11/25 vs. Cleveland State ... Had seventh consecutive double-double to start the season with 14 points and 10 rebounds 11/27 vs. Eastern Michigan ... Notched eighth double-double of the season with 17 points and 11 boards 12/10 vs. Boise State ... Scored 29 points, with 13 free throws, and grabbed 10 boards 12/21 vs. Belmont ... Totaled 17 points, shooting 7-of-8 from the floor in the first half in a win 12/28 vs. Louisville ... Contributed 20 points and 14 rebounds 1/14 at Arkansas ... Registered 13 points and 13 rebounds 2/15 vs. Florida for 13th career double-double ... Had a team-high 25 points and 13 rebounds 2/18 at Ole Miss ... Scored with 3.9 seconds left in overtime to propel Kentucky to a 77-76 win over LSU on 2/22 ... Posted a double-double with 16 points and 10 rebounds 3/8 at Florida ... Recorded a double-double with 17 points and 16 boards against LSU in the SEC Tournament ... Posted sixth consecutive double-double with 12 points and 11 rebounds vs. Georgia in the SEC Tournament ... Totaled 19 points and 15 rebounds against Kansas State on 3/21 ... Recorded 13 points, 10 rebounds and a career-best six assists in a win over Wichita State on 3/23 ... Tallied 15 points and 12 rebounds for UK in a Sweet 16 victory over Louisville on 3/28 ... Recorded his nation-leading 24th double-double with 16 points and 11 rebounds in the Elite Eight vs. Michigan on 3/30 ... Notched 16 points and five rebounds for the Wildcats in a victory over Wisconsin on 4/5 in the Final Four ... Recorded 10 points, six rebounds and four assists 4/7 vs. Connecticut in the National Championship game ... Among watch list candidates for the Oscar Robertson Trophy and the Wayman Tisdale Award ... Media preseason selection for SEC Player of the Year ... A preseason All-America candidate for NBC and CBS ... Earned preseason All-SEC honors by the media.

**PERSONAL:** Son of Carolyn Kyles ... Has one sister, Nastassia ... Born Nov. 29, 1994 in Dallas, Texas ... Mother played basketball at Texas ... Chose Kentucky over Kansas, Texas and Florida ... In high school at Prestonwood Christian Academy, averaged 32.5 points and 22.5 rebounds per game as a senior en route to claiming the state title ... Won state titles during his freshman, junior, and senior seasons ... Ranked the nation's consensus top power forward out of high school and was ranked the No. 2 overall player by Rivals, the No. 3 overall player by ESPN, and the No. 5 overall player by Scout ... McDonald's All-America selection ... Earned co-MVP honors of the Jordan Brand Classic game with 19 points and seven rebounds ... Played in the FIBA tournament with Team USA's U18 squad where he averaged 14.2 points and 6.6 rebounds per game ... Majoring in business ... Lists football as a non-sports related talent ... Favorite non-NBA sports team is the Dallas Cowboys ... Away from the court, Julius made it a point to give back to the community during his rookie season at events such as the Lakers Youth Foundation Casino Night, Lakers Youth Foundation Court Dedication at the Los Angeles Harbor Boys & Girls Club, Toys for Tots Collection, Season of Giving Holiday Party for Kids, USO Visit with Delta, Trees for Three Tree Planting, Lakers Youth Foundation Golf Tournament, Camp Lakers and a visit with children at the Inglewood Salvation Army.



#1 | GUARD | HT: 6'5" | WT: 195



**D'ANGELO RUSSELL**



# D'ANGELO RUSSELL



#1 . GUARD . 6-5 . 195 . ROOKIE

BORN	HIGH SCHOOL	COLLEGE	RESIDENCE
February 23, 1996 (Louisville, KY)	Montverde Academy (Montverde, FL)	Ohio State	Playa Vista

## COLLEGIATE CAREER HIGHS

	CAREER		
PTS	33	@	Northwestern 1/22/15
MIN	44	vs.	Virginia Commonwealth 3/19/15
FG	12	@	Northwestern (twice) 1/22/15
FGA	22	@	Iowa 1/17/15
3FG	6	@	Northwestern 1/22/15
3FGA	11	@	Northwestern 1/22/15
FT	8	vs.	Purdue (3 times) 3/1/15
FTA	11	@	Penn State 3/4/15
OFF. REB	6	@	Iowa 1/17/15
DEF. REB	13	vs.	Maryland 1/29/15
REB	14	vs.	Maryland (twice) 1/29/15
AST	11	@	Rutgers 2/8/15
STL	4	vs.	Michigan 1/13/15
BLK	3	vs.	Minnesota 3/12/15

## COLLEGIATE CAREER STATISTICS

Year	Team	G	GS	MIN	FG	FGA	PCT	3FG	3FGA	PCT	FT	FTA	PCT	OFF	DEF	TOT	A	PF	DQ	STL	TO	BLK	PTS	AVG
14-15	Ohio State	35	35	1188	231	515	.449	95	231	.411	118	156	.756	35	163	198	175	74	0	55	102	11	675	19.3
<b>TOTAL</b>		<b>35</b>	<b>35</b>	<b>1188</b>	<b>231</b>	<b>515</b>	<b>.449</b>	<b>95</b>	<b>231</b>	<b>.411</b>	<b>118</b>	<b>156</b>	<b>.756</b>	<b>35</b>	<b>163</b>	<b>198</b>	<b>175</b>	<b>74</b>	<b>0</b>	<b>55</b>	<b>102</b>	<b>11</b>	<b>675</b>	<b>19.3</b>

**HOW ACQUIRED:** Selected by the Lakers with the second overall pick of the 2015 NBA Draft.

**COLLEGE:** Appeared and started in all 35 games in lone collegiate season at Ohio State, averaging 19.3 points per game, 5.7 rebounds, 5.0 assists and 1.57 steals in 33.9 minutes ... Won the Jerry West Award, honoring the nation's best shooting guard ... Consensus First-Team All-American ... Selected First-Team All-Big 10 and Big 10 Freshman of the Year by both coaches and media ... Finished 5th in the John R. Wooden Award voting following the 2014-15 season ... Won the USBWA Wayman Tisdale Freshman of the Week award 1/26 and 2/10 ... National Player of the Week selection by NCAA.com, Naismith, USBWA, and CBSSports.com for the week of 1/26 ... USBWA All-District V ... Was the Big 10 Player of the Week twice (1/26 and 2/9) and the Big Ten Freshman of the Week seven times (12/8, 12/29, 1/19, 1/26, 2/2, 2/9, 3/2) ... Scored a career-high 33 points 1/22 at Northwestern ... Was the leading freshman scorer in the country ... Recorded a triple-double of 23 points, 11 rebounds, and 11 assists 2/8 at Rutgers, the first triple-double by an Ohio State freshman ... Had three additional double-doubles, twice with points/rebounds and once with points/assists ... Scored in double-figures 32 consecutive times ... Had the fourth-highest PAR (points+assists+rebounds) of any player in the Big 10 in the last 10 years (30.0) ... Notched a career-high 14 rebounds on two occasions (1/17 at Iowa and 1/29 vs. Maryland) ... Had a season-best six offensive rebounds 1/17 at Iowa ... Knocked down 4+ three-pointers on 10 occasions ... Collected a season-high four steals 1/13 vs. Michigan.

**PERSONAL:** Son of Antonio Russell and Keisha Rowe ... Has four siblings: Antonio Russell, Lashaun Gilliam, Tayshaun Brown, and Cloee Russell ... From Louisville ... Had a solo draft workout with the Lakers on June 8th, 2015 and a second group workout on June 20th before being selected by the team ... McDonald's All-American selection in 2014 at the conclusion of his prep career ... Participated in the 2014 Jordan Brand Classic ... Attended Montverde Academy (Monteverde, FL) in high school, helping the team to a 27-2 records as a junior before going 28-0 as a senior while winning the National High School Invitational championship both years ... Played alongside current NBA pros Joel Embiid, Dakari Johnson and Michael Frazier II at Montverde ... Transferred to Montverde from Central High School in Louisville, KY after his freshman season ... Seeks to join Rajon Rondo, Darrell Griffith, and Muhammad Ali as sports "icons" from Louisville ... The athlete he most admires outside of the NBA is Muhammad Ali ... Began playing organized basketball at the age of nine ... Lists greatest personal achievement as making it to the NBA ... Person most admired is his father ... In his free time, enjoys watching movies, with his favorite actor being Will Smith ... Hip-hop artist J Cole is his favorite musician ... During the offseason enjoys paintballing ... After retiring from the NBA, wants to become a broadcaster ... Favorite non-NBA sports team is Ohio State football ... Named after R&B singer-songwriter D'Angelo.



#50 | CENTER | HT: 7'0" | WT: 270



**ROBERT SACRE**

# ROBERT SACRE



#50 . CENTER . 7-0 . 270 . 3 YEARS PRO

BORN	HIGH SCHOOL	COLLEGE	RESIDENCE
June 6, 1989 (Baton Rouge, LA)	Handsworth Secondary (N. Vancouver, BC)	Gonzaga	Redondo Beach

## CAREER / PLAYOFF HIGHS

	CAREER		PLAYOFFS	
PTS	15 vs. Denver	1/5/14	-	-
MIN	32 @ Orlando	2/6/15	3 vs. San Antonio	4/28/13
FG	6 @ Utah (3 times)	4/14/14	-	-
FGA	12 @ Orlando	2/6/15	1 vs. San Antonio	4/28/13
3FG	-	-	-	-
3FGA	1 vs. Sacramento	4/15/15	-	-
FT	5 vs. Denver (3 times)	11/23/14	-	-
FTA	6 vs. Milwaukee (5 times)	2/27/15	-	-
OFF. REB	6 @ Minnesota	3/28/14	-	-
DEF. REB	9 vs. San Antonio	3/19/14	1 vs. San Antonio (twice)	4/28/13
REB	11 vs. San Antonio	3/19/14	1 vs. San Antonio (twice)	4/28/13
AST	4 vs. Chicago (4 times)	1/29/15	-	-
STL	3 vs. Denver (twice)	11/23/14	1 vs. San Antonio	4/28/13
BLK	4 @ Houston	1/8/13	-	-

## CAREER REGULAR SEASON STATISTICS

Year	Team	G	GS	MIN	FG	FGA	PCT	3FG	3FGA	PCT	FT	FTA	PCT	OFF	DEF	TOT	A	PF	DQ	STL	TO	BLK	PTS	AVG
12-13	LAL	32	3	203	18	48	.375	0	0	---	7	11	.636	9	25	34	6	38	1	0	10	10	43	1.3
13-14	LAL	65	13	1089	143	300	.477	0	0	---	64	94	.681	82	172	254	51	134	2	24	44	47	350	5.4
14-15	LAL	67	18	1133	126	306	.412	0	1	.000	55	82	.671	89	144	233	55	121	1	28	36	43	307	4.6
TOTALS		164	34	2425	287	654	.439	0	1	.000	126	187	.674	180	341	521	112	293	4	52	90	100	700	4.3

## CAREER POSTSEASON STATISTICS

Year	Team	G	GS	MIN	FG	FGA	PCT	3FG	3FGA	PCT	FT	FTA	PCT	OFF	DEF	TOT	A	PF	DQ	STL	TO	BLK	PTS	AVG
12-13	LAL	2	0	4	0	1	.000	0	0	---	0	0	---	0	2	2	0	0	0	1	0	0	0	0.0
TOTALS		2	0	4	0	1	.000	0	0	---	0	0	---	0	2	2	0	0	0	1	0	0	0	0.0

**HOW ACQUIRED:** Selected by the Lakers in the second round (60th overall) of the 2012 NBA Draft.

**2014-15:** In 67 games (18 starts), averaged 4.6 points, 3.5 rebounds, 0.8 assists, 0.42 steals and 0.64 blocks over 16.9 minutes ... Notched nine 10+ point outings ... Finished with eight points (2-3 FG; 4-4 FT) and two rebounds 10/31 vs. LA Clippers ... Recorded 10 points with three rebounds and a steal 11/16 vs. Golden State ... Tallied 10 points (5-5 FG) and pulled down four rebounds 11/21 at Dallas ... Had third 10+ point game in last five outings with 13 points (1-career-high five FT) and three rebounds 11/23 vs. Denver ... Logged five points and eight rebounds 1/25 vs. Houston ... Finished with nine points, nine rebounds and four assists 1/29 vs. Chicago ... Grabbed eight rebounds 2/1 at New York ... Recorded 10 points with four rebounds 2/4 at Milwaukee ... Netted 10 points with six rebounds, three assists, and two blocks 2/6 at Orlando ... Connected for 12 points 2/11 at Portland ... Scored 13 points with seven rebounds and two assists 2/20 vs. Brooklyn ... Finished with 12 points and five rebounds in 19:31 2/27 vs. Milwaukee ... Scored 10 points with seven rebounds 4/8 at Denver ... DNP-CD 15 times.

**CAREER:** Re-signed by the Lakers on July 10, 2013 ... Holds career averages of 4.3 points, 3.2 rebounds, 0.7 assists and 0.61 blocks in 14.8 minutes ... Has 20 career 10+ point games and four 10+ rebound games.

**2013-14:** Appeared in 65 games (13 starts), averaging 5.4 points, 3.9 rebounds, 0.8 assists, 0.37 steals and 0.72 blocks in 16.8 minutes ... Recorded 10 games of 10+ points ... Notched four games of 10+ rebounds ... Scored a career-high 15 points 1/5 vs. Denver, going a perfect 6-6 from the field to mark a career-high in field goals made (since tied) ... Grabbed a career-high 11 rebounds 3/19 vs. San Antonio ... Set career-bests with five free throws and six attempts 12/17 at Memphis, and later equaled each mark 4/4 vs. Dallas ... Had a career-high four assists 12/1 vs. Portland, 3/25 vs. New York and 4/6 at LA Clippers ... Had a career-high six offensive rebounds and led the bench with 14 points and 31 minutes played 3/28 at Minnesota ... Collected a career-high three steals 4/13 vs. Memphis ... Totaled 12 points with nine rebounds 4/14 at Utah ... Finished the season with 10 points 4/16 at San Antonio.





## ROBERT SACRE

**2012-13:** Appeared in 32 games (3 starts), averaging 1.3 points, 1.1 rebounds, 0.2 assists and 0.31 blocks in 6.3 minutes ... Scored 10+ points once ... Played first NBA minute 10/31 at Portland ... Scored first NBA points (two points, 1-1 FG) 11/4 vs. Detroit ... Tallied four points (2-2 FG), a career-high tying four rebounds and a block 12/14 at Washington ... In first career start, posted career-highs in points (10) and blocks (four) 1/8 at Houston ... Posted six points and a career-high tying four rebounds 1/11 vs. Oklahoma City ... **NBA D-League:** In seven games with the Los Angeles D-Fenders (all starts), averaged 11.4 points, 8.4 rebounds, 0.6 assists and 1.4 blocks in 32.6 minutes.

**COLLEGE:** Finished career with 1,270 points at Gonzaga (21st all-time) and 679 rebounds (6th all-time) ... 2011-12: First Team All-West Coast Conference ... WCC Defensive Player of the Year ... Averaged 11.6 ppg and 6.3 rpg ... 60 blocks ranked 4th all-time (also holds the 2nd and 3rd spots on single-season Gonzaga list) ... 186 career blocks rank 2nd on Bulldogs career list ... 2010-11: Played for Canada in 2010 FIBA World Championships (Turkey), averaging 2.4 ppg, 2.0 rpg ... First Team All-WCC ... 66 blocks rank 2nd on single-season list ... Fourth player to block 100 shots in career at Gonzaga (Casey Calvary, Austin Daye, Ronny Turiaf) ... 2009-10: Trained with Canada Basketball as member of Senior Men's National Team (June, 2009) ... Scored in double-figures 19 times including 13 points against Florida State in NCAA Tournament first-round victory and 17 points in second-round loss to No. 1 seed Syracuse ... Led team with 65 blocked shots (2nd on Zags single-season list behind Daye's 70 in 2009) ... 2008-09: Reinjured right foot (previous stress fracture) in December ... Took a medical redshirt ... 2007-08: Appeared in 28 games as a freshman, averaging 2.9 points and 1.9 rebounds in 9.6 minutes.

**PERSONAL:** Father, Greg LaFleur, a former tight end at LSU, was selected in the 3rd round of the 1981 NFL Draft by the Philadelphia Eagles ... LaFleur played for Philadelphia, the St. Louis Cardinals, and Indianapolis Colts from 1981-86 ... Mother, Leslie Sacre, was also an athlete at LSU, playing on the basketball team ... Attended Handsworth Secondary School in N. Vancouver, BC, leading school to the title of the 61st AAA Provincial Championships as a junior ... Member of Canadian Jr. National Team at Global Games (Dallas) and in World Championship Qualifiers (San Antonio) in summer of 2006 ... Participated in Canada Basketball's 2005 Nike Centre for performance ... Member of British Columbia's U17 team ... Called to senior national team for first time to participate at 2010 FIBA World Championship in Turkey ... Also participated on the senior national team in a series of exhibition games in the summer of 2014 ... Helped Canada capture the bronze medal at the 2015 FIBA Americas Championship ... Has served the community in countless ways during his time with the Lakers, giving back through the Lakers Youth Foundation Casino Night, Season of Giving Thanksgiving Feast, Season of Giving Holiday Party for Kids, Fit for Life Health Fair, Lakers Youth Foundation Golf Tournament and a Graffiti Clean Up day.





**CAREER 10+ POINT GAMES (20)**

<u>Date</u>	<u>Opponent</u>	<u>Points</u>
1/5/14	vs. Denver	15 points
3/28/14	@ Minnesota	14 points
2/4/14	@ Minnesota	14 points
1/10/14	@ LA Clippers	14 points
2/20/15	vs. Brooklyn	13 points
11/23/14	vs. Denver	13 points
2/27/15	vs. Milwaukee	12 points
2/11/15	@ Portland	12 points
4/14/14	@ Utah	12 points
12/1/13	vs. Portland	12 points
3/21/14	vs. Washington	11 points
12/6/13	@ Sacramento	11 points
4/8/15	@ Denver	10 points
2/6/15	@ Orlando	10 points
2/4/15	@ Milwaukee	10 points
11/21/14	@ Dallas	10 points
11/16/14	vs. Golden State	10 points
4/16/14	@ San Antonio	10 points
2/5/14	@ Cleveland	10 points
1/8/13	@ Houston	10 points

**CAREER 10+ REBOUND GAMES (4)**

<u>Date</u>	<u>Opponent</u>	<u>Rebounds</u>
3/19/14	vs. San Antonio	11 rebounds
1/3/14	vs. Utah	10 rebounds
1/7/14	@ Dallas	10 rebounds
4/6/14	@ LA Clippers	10 rebounds



#23 | GUARD | HT: 6'1" | WT: 175



**LOU WILLIAMS**



# LOU WILLIAMS

#23 . GUARD 6-1 . 175 . 10 YEARS PRO

BORN	HIGH SCHOOL	COLLEGE	RESIDENCE
October 27, 1986 (Memphis, TN)	South Gwinnett (Snellville, GA)	None	Redondo Beach

## CAREER / PLAYOFF HIGHS

	CAREER		PLAYOFFS	
PTS	36 @ Cleveland	11/22/14	20 vs. Washington (twice)	4/21/15
MIN	48 vs. Detroit	12/26/12	39 @ Boston	5/14/12
FG	12 vs. Memphis	11/20/09	8 @ Chicago	5/1/12
3FG	21 vs. Dallas	1/19/09	16 vs. Washington	4/18/15
3FGA	7 @ Atlanta	2/20/15	3 @ Orlando	4/19/09
FT	13 @ New York	12/14/13	8 vs. Washington	4/18/15
FTA	15 @ Cleveland (twice)	11/22/14	10 vs. Washington	4/21/15
OFF. REB	17 @ Washington	11/2/10	10 vs. Washington (twice)	4/21/15
DEF. REB	3 vs. Miami (9 times)	3/13/15	2 @ Boston	5/14/12
REB	10 @ Golden State (twice)	2/23/10	5 @ Boston	5/14/12
AST	10 @ Golden State (twice)	2/23/10	7 @ Boston	5/14/12
STL	12 vs. Indiana	12/29/12	8 vs. Boston	5/18/12
BLK	6 vs. Memphis	11/20/09	4 vs. Indiana	4/26/14
	3 @ Charlotte (3 times)	11/23/12	1 vs. Indiana (twice)	4/24/14

## CAREER REGULAR SEASON STATISTICS

Year	Team	G	GS	MIN	FG	FGA	PCT	3FG	3FGA	PCT	FT	FTA	PCT	OFF	DEF	TOT	A	PF	DQ	STL	TO	BLK	PTS	AVG
05-06	PHI	30	0	145	23	52	.442	2	9	.222	8	13	.615	3	16	19	10	13	0	5	13	0	56	1.9
06-07	PHI	61	0	688	93	211	.441	12	37	.324	64	92	.696	17	53	70	110	42	0	22	46	1	262	4.3
07-08	PHI	80	0	1862	319	752	.424	55	153	.359	227	290	.783	41	126	167	253	130	0	81	125	13	920	11.5
08-09	PHI	81	0	1919	336	844	.398	63	220	.286	304	385	.790	36	129	165	242	128	0	85	151	14	1039	12.8
09-10	PHI	64	38	1912	318	677	.470	70	206	.340	192	233	.824	25	162	187	268	110	1	80	106	15	898	14.0
10-11	PHI	75	0	1747	323	795	.406	88	253	.348	293	356	.823	32	117	149	252	128	1	47	102	17	1027	13.7
11-12	PHI	64	0	1682	318	782	.407	83	229	.362	237	292	.812	30	125	155	221	90	0	53	71	18	956	14.9
12-13	ATL	39	9	1119	187	443	.422	72	196	.367	105	121	.868	8	72	80	139	55	0	44	74	10	551	14.1
13-14	ATL	60	7	1445	197	493	.400	79	231	.342	152	179	.849	10	114	124	210	65	0	45	92	4	625	10.4
14-15	TOR	80	0	2016	375	928	.404	152	447	.340	340	395	.861	24	127	151	164	103	0	88	101	10	1242	15.5
TOTALS		634	54	14535	2489	5977	.416	676	1981	.341	1922	2356	.816	226	1041	1267	1869	864	2	550	881	102	7576	11.9

## CAREER POSTSEASON STATISTICS

Year	Team	G	GS	MIN	FG	FGA	PCT	3FG	3FGA	PCT	FT	FTA	PCT	OFF	DEF	TOT	A	PF	DQ	STL	TO	BLK	PTS	AVG
07-08	PHI	6	0	135	24	60	.400	2	9	.222	22	30	.733	3	9	12	12	11	0	6	7	0	72	12.0
08-09	PHI	6	0	149	21	51	.412	6	16	.375	10	15	.667	2	13	15	17	10	0	3	12	1	58	9.7
10-11	PHI	5	0	130	17	52	.327	6	20	.300	14	19	.737	0	8	8	15	6	0	5	4	0	54	10.8
11-12	PHI	13	0	358	50	142	.352	8	48	.167	41	52	.788	3	24	27	39	17	0	13	16	0	149	11.5
13-14	ATL	7	0	133	19	50	.380	5	16	.313	15	16	.938	0	16	16	8	10	0	7	13	1	58	8.3
14-15	TOR	4	0	102	16	51	.314	4	21	.190	15	18	.833	2	5	7	5	9	0	6	3	0	51	12.8
TOTALS		41	0	1007	147	406	.362	31	130	.238	117	150	.780	10	75	85	96	63	0	40	55	2	442	10.8

**HOW ACQUIRED:** Signed by the Lakers as a free agent on July 9, 2015.

**2014-15:** NBA Sixth Man of the Year ... Averaged a career-best 15.5 points with 2.1 assists, 1.10 steals and 25.2 minutes in 80 games, all as a reserve with Toronto ... Ranked first among all NBA reserves in total points (1242), three-pointers made (152), free throws made (340), 10+ point games (44) and 25+ point games (11) ... Set a personal career best with 152 made three-pointers ... Led the team in scoring on 18 occasions ... Poured in a career-high 36 points (15-15 FT) 11/22 at Cleveland, becoming the eighth Raptor to score 30+ points as a reserve ... Named Eastern Conference Player of the Week for games played Nov. 17-23, averaging 23.7 points while shooting 52.6% (10-of-19) from three-point range and a perfect 21-of-21 at the free throw line ... Facing former team, led the bench with 22 points with 11/26 at Atlanta ... Scored in double digits in eight straight contests (11/15-30), averaging 19.8 points ... Scored five of team-high 26 points in overtime 12/8 vs. Denver ... Recorded a team high-lying four assists 12/22 at Chicago ... Posted a team-high 31 points, with a season-high 11 FG 12/28 at Denver ... Scored 10+ points in a season-high 20 consecutive games (1/18 - 2/2) , averaging 17.3 points ... Connected on a career-high seven made three-pointers 2/20 at Atlanta ... Scored 20+ points in three straight games (2/28 - 3/4), averaging 23.0 points ... Finished with 26 points, including a Raptors franchise record for points in any quarter with 21 in the fourth, and a season-high six assists 3/4 vs. Cleveland ... Scored 13+ points in eight consecutive contests (3/22 - 4/3) ... Hit the game-winning three-pointer with 9.9 second remaining 4/10 at Orlando ... Poured in a game-high 29 points, including 17 points in the second quarter, 4/11 at Miami ... Missed one game (2/21) with a sprained left ankle.





## LOU WILLIAMS

**CAREER:** Selected in the second round (45th overall) by Philadelphia in the 2005 NBA Draft ... Re-signed as a restricted free agent with Philadelphia on August 4, 2008 ... Signed as a free agent by Atlanta on July 12, 2012 ... Traded by Atlanta with Lucas Nogueira to Toronto for John Salmons and a 2015 second-round pick on June 30, 2014 ... Has played in 634 career regular season games (54 starts) with Philadelphia, Atlanta and Toronto averaging 11.9 points, 2.9 assists and 2.0 rebounds in 22.9 minutes (34.1 3FG% 81.6 FT%) ... Has appeared in 41 playoff games (all as a reserve), averaging 10.8 points, 2.1 rebounds and 2.3 assists in 24.5 minutes ... Owns 88 career 20+ point games with five 30+ point outings ... Has ten career games of 5+ three-pointers made ... Holds three career double-doubles (two point/rebound; one point/assist).

**2013-14:** Averaged 10.4 points, 3.5 assists and 2.1 rebounds in 24.1 minutes over 60 games (seven starts) ... Shot 34.2% from three-point range and 84.9% at the foul line ... In seven starts, averaged 11.3 points, 4.0 assists and 2.6 rebounds in 30.6 minutes ... Ranked tied for 21st in the NBA in free throw percentage ... Scored 10+ points 30 times, including five 20+ point efforts ... Led the team in assists 11 times, scoring on two occasions and rebounding once ... Ranked second on the club in three-pointers made (79), 3rd in assists per game and 5th in points per game ... Made season debut 11/15 vs. Philadelphia, playing in his first contest since tearing his right ACL on Jan. 18, 2013 at Brooklyn ... Dished out a season-high eight assists 11/26 vs. Orlando ... Knocked down a season-best six three-pointers en route to 27 points in 29 minutes 12/14 at New York ... Made a season-best tying six three-pointers (6-10) 12/20 vs. Utah, finishing with 25 points, four steals, two rebounds and two assists in 24 minutes ... Went 10-10 from the foul line in overtime ending the night with a season-best 28 points (7-12 FG, 4-7 3FG, 10-12 FT), along with five rebounds, one assist and one steal, in 34 minutes 12/28 vs. Charlotte ... Scored 23 points, including 18 points (5-5 FG, 3-3 3FG, 5-5 FT) in the fourth quarter, 4/12 vs. Miami ... Missed eight games due to right knee rehab (10/30 - 11/13) ... Appeared in seven playoff games during first-round series vs. Indiana, averaging 8.3 points, 2.3 assists and 19.0 minutes ... Tallied 16 points in 25 minutes in Game 6 on 5/1 vs. Indiana.

**2012-13:** Averaged 14.1 points, 3.6 assists, 2.1 rebounds and 1.13 steals in 28.7 minutes, playing in 39 games (nine starts) ... First season in Atlanta was cut short by a torn right ACL injury sustained 1/18 at Brooklyn ... Underwent surgery 2/7 ... Missed 43 games due to the injury and subsequent surgery (1/19 - 4/17) ... Shot 36.7% from three-point range and 86.8% from the free-throw line ... Scored in double-figures 29 times, including eight 20-plus point efforts ... Put up averages of 18.6 points, 5.8 assists and 3.9 rebounds in 39.0 minutes as a starter ... Tied a career best with three blocks 11/23 at Charlotte ... Played a career-best 48 minutes 12/26 vs. Detroit, finishing with 18 points, eight rebounds, seven assists, two steals and one block ... Dished out a career-high 12 assists to go with 21 points 12/29 vs. Indiana, notching first career point/assist double-double ... Made five three-pointers in consecutive games 1/4 at Detroit and 1/5 vs. Boston.

**2011-12:** In 64 games off the bench, averaged a team and career-high 14.9 points, 3.5 assists and 2.4 rebounds in 26.3 minutes ... Shot 36.2% (83-229) from three-point range and 81.2% (237-292) at the foul line ... Scored 10+ points 51 times, including 20+ points 14 times ... Became the first player to lead his team in total points without making a single start since Dell Curry (Charlotte) in 1993-94 ... Became the first player to play at least 60 games and average 14-plus points and three-plus assists while playing fewer than 27 minutes per game since Mahmoud Abdul-Rauf (Denver) in 1990-91 ... Had the fourth-most fourth quarter points of any player and averaged 5.3 points in that stanza ... Did not miss a game due to injury but sat out the final two games of the season to rest ... Appeared in 13 postseason contests against Chicago and Boston, averaging 11.5 points, 3.0 assists, 2.1 rebounds and 1.00 steals in 27.5 minutes ... Scored in double figures in seven games ... Had 20 points (8-13 FG) in 27 minutes in Game 2 on 5/1 at Chicago ... Totaled 15 points and eight assists in Game 4 on 5/18 vs. Boston.

**2010-11:** Appeared in 75 games, all as a reserve, averaging 13.7 points, 3.4 assists and 2.0 rebounds in 23.3 minutes ... Scored 10+ points 52 times, including 20+ points 14 times and 30 points once ... Shot 82.3% (293-356) at the foul line ... Led all NBA reserves in free throw attempts (356) for the second time in three seasons ... Hit 88 three-pointers ... Ranked 27th in the league in assist/turnover ratio (2.47) ... Opened the year by tallying 10+ points in seven straight contests (10/27 - 11/7) ... During that span, netted a season-high 30 points (6-16 FG, 15-17 FT) with three assists 11/2 at Washington ... Scored in double-figures in a season-best 11 straight games (1/5 - 1/26) ... Totaled 26 points (7-10 FG, 10-11 FT) 1/5 vs. Washington ... Posted 26 points (7-12 FG) 2/2 at New Jersey ... Played in five playoff games in first round series vs. Miami, averaging 10.8 points, 3.0 assists, 1.6 rebounds and 1.00 steals in 26.0 minutes ... Scored in double figures in three of the five contests ... Scored 17 points in 31 minutes in Game 4 on 4/24.

**2009-10:** In 64 games (38 starts), averaged 14.0 points and career bests of 4.2 assists, 2.9 rebounds, 1.25 steals and 29.9 minutes ... Recorded 10+ points in 50 games, including 20+ points in 12 contests and 30+ points twice ... Shot 82.4% (192-233) from the charity stripe ... Ranked 25th in the NBA in assist/turnover ratio (2.53) ... Made first start of career on 10/28 at Orlando, posting 18 points (6-9 FG), four rebounds and four assists ... Nearly notched a triple double three nights later, going for 27 points (10-12 FG), 10 rebounds and seven assists 10/31 at New York ... Scored in double-figures in eight straight contests (11/9 - 11/24) ... Finished with a season-high 31 points (12-16 FG, 4-7 3FG), five assists and a career-high six steals 11/20 vs. Memphis ... Tallied 26 points (10-17 FG, 4-6 3FG), five assists and four rebounds 11/24 at Washington ... Posted 10+ points in a season-long 11 straight games (2/19 - 3/10) ... Had a double-double with 26 points, 10 rebounds and seven assists 2/23 at Golden State ... Recorded 30 points 3/3 at Atlanta.

**2008-09:** Appeared in 81 games, all as a reserve, averaging 12.8 points, 3.0 assists, 2.0 rebounds and 1.05 steals in 23.7 minutes ... Had 10+ points 58 times and 20+ points on 10 occasions ... Scored 40.0% of his point total in the fourth quarter, and led the team in fourth-period scoring ... Led all NBA subs in free throw attempts with 385 ... Made 304 free throws, the second highest single-season amount of his career ... Posted 10+ points in 11 consecutive games (12/3 - 12/29), which included a season-high 26 points (10-17 FG, 4-8 3FG) with four assists 12/19 at Washington ... Dished a season-best eight assists 12/23 at Boston, which was later equaled 1/6 vs. Houston ... Scored in double-figures in a season-long 14 straight contests from 1/2 - 1/30, reaching double-digits in all but the final game of January (nine points, 1/31 vs. New Jersey) ... During that stretch, went for 25 points and six rebounds 1/19 vs. Dallas ... Had a season-high five steals 3/20 at Golden State ... In six playoff games in a first-round series vs. Orlando, averaged 9.7 points, 2.8 assists and 2.5 rebounds in 24.8 minutes.





**2007-08:** Appeared in 80 games as a reserve, averaging 11.5 points, 3.2 assists, 2.0 rebounds and 1.01 steals in 23.3 minutes ... Had double-figure scoring efforts in 48 contests, including five games with 20+ points ... Scored the fourth-most points of any NBA reserve, tallying 42.3% of his season total points in the final frame ... Had 21 points 11/9 vs. Toronto ... Posted a season-high 25 points (10-13 FG, 4-4 3FG) and four assists 11/20 at Washington ... Recorded 10+ points in seven straight games from 12/31 - 1/11 ... Had a season-high four steals 12/31 at Seattle ... Finished with 23 points, five assists and four rebounds 3/26 vs. Chicago ... Tallied 21 points (9-11 FG) and three steals 4/14 vs. Cleveland ... Played all six games in a first round series vs. Detroit, averaging 12.0 points, 2.0 assists, 2.0 rebounds and 1.00 steals in 22.5 minutes ... Scored in double figures in four of the six games ... Recorded 17 points (9-10 FT) in 23 minutes in Game 2 on 4/23 at Detroit.

**2006-07:** Appeared in 61 games as a reserve, averaging 4.3 points, 1.8 assists and 1.1 rebounds in 11.3 minutes ... Posted 10+ points in 11 contests ... Over final 36 games, had 89 assists and just 31 turnovers (2.87 ratio) ... Scored 11 points in just over 20 minutes 1/29 at Houston ... Had a larger contribution later in the season, notching seven double-figure scoring efforts after mid-March ... Had a season-high 18 points in consecutive contests, the first coming on 4/10 vs. Indiana and the second occurring on 4/11 at Boston ... Dished a season-best eight assists 4/11 at Boston ... Recorded 13 points and seven assists 4/17 vs. Cleveland ... Followed that up with 12 points, seven assists and four rebounds 4/18 at Toronto ... **NBA D-League:** Saw action in three games with Fort Wayne, averaging 26.0 points, 4.7 rebounds and 8.0 assists in 36 minutes ... Shot 71.1% (27-38) from the field.

**2005-06:** Played in 30 games during rookie season, averaging 1.9 points, 0.6 rebounds and 0.3 assists in 4.8 minutes ... Played 10 or more minutes six times ... Logged first NBA minutes 11/2 at Detroit and scored two points in 3:24 of play ... Totaled six points with season-highs of three rebounds and two assists 2/3 vs. Detroit ... Scored a season-best nine points (3-3 FG, 1-1 3FG, 2-2 FT) in a season-high 16:19 of play 1/31 vs. Phoenix ... Posted seven points and two rebounds 4/18 vs. New Jersey.

**PREP CAREER:** Was named Mr. Basketball in Georgia following his junior (2003-04) and senior (2004-05) seasons at South Gwinnett ... Was also the recipient of the 2005 Naismith Award, given to the nation's top high school player ... Four-time All-State selection ... Led South Gwinnett to a 103-16 mark over his career ... Tallied 3,338 points, 768 rebounds, 650 assists and 355 steals in his four years ... As a senior, averaged 27.5 points, 6.6 rebounds and 5.2 assists, leading the Comets to a 26-3 record.

**PERSONAL:** Son of Mitch and Janice Faulkner ... Has a brother, Taurus Stinnett, and a sister, Shaun Williams ... Father Mitch does voiceover work ... Originally committed to University of Georgia before deciding to enter the NBA Draft ... Founded the Lou Williams Foundation in 2005 with the mission of providing assistance to young athletes in pursuing their dreams of higher education ... Considers winning the NBA Sixth Man of the Year award in 2015 as his greatest personal achievement ... Favorite actor is Denzel Washington ... If not in the NBA, would be a musician ... Favorite artist is Lil Wayne ... Offseason interests and activities include making music and bowling ... Had his No. 23 basketball jersey retired at South Gwinnett High School in 2006 ... Always puts his right shoe and sock on first ... Athlete most admired outside of the NBA is Muhammad Ali ... Lists his favorite food to be Mexican food.



#0 | FORWARD-GUARD | HT: 6'7" | WT: 210



**NICK YOUNG**

# NICK YOUNG

#0 . FORWARD/GUARD . 6-7 . 210 . 8 YEARS PRO

BORN	HIGH SCHOOL	COLLEGE	RESIDENCE
June 1, 1985 (Los Angeles, CA)	Cleveland HS (Reseda, CA)	USC	Tarzana

## CAREER / PLAYOFF HIGHS

	CAREER			PLAYOFFS		
PTS	43	vs. Sacramento	1/11/11	19	@ Memphis	4/29/12
MIN	52	@ Oklahoma City	1/28/11	24	@ Memphis (twice)	5/2/12
FG	15	vs. Portland	4/1/14	6	@ Memphis	4/29/12
FGA	33	@ Oklahoma City	1/28/11	10	vs. San Antonio	5/19/12
3FG	7	@ Portland (twice)	2/14/12	3	@ San Antonio (3 times)	5/15/12
3FGA	13	vs. Portland	4/1/14	5	vs. San Antonio	5/19/12
FT	13	@ Utah (twice)	1/16/15	5	@ Memphis	5/13/12
FTA	14	@ Minnesota	2/4/14	6	@ Memphis	5/13/12
OFF. REB	4	vs. LA Lakers	12/16/12	1	@ Memphis (twice)	5/13/12
DEF. REB	7	vs. Phoenix (twice)	1/21/11	2	vs. San Antonio (4 times)	5/19/12
REB	9	vs. Indiana	12/29/10	2	vs. San Antonio (5 times)	5/19/12
AST	6	vs. Cleveland (twice)	1/14/14	1	@ San Antonio (4 times)	5/17/12
STL	4	@ Minnesota (3 times)	3/28/14	2	vs. Memphis	5/11/12
BLK	2	vs. Memphis (13 times)	11/26/14	1	vs. San Antonio (4 times)	5/19/12

## CAREER REGULAR SEASON STATISTICS

Year	Team	G	GS	MIN	FG	FGA	PCT	3FG	3FGA	PCT	FT	FTA	PCT	OFF	DEF	TOT	A	PF	DQ	STL	TO	BLK	PTS	AVG
07-08	WAS	75	2	1158	210	478	.439	40	100	.400	101	124	.815	23	92	115	63	130	1	35	94	7	561	7.5
08-09	WAS	82	5	1837	336	756	.444	56	164	.341	164	193	.850	31	119	150	95	140	0	39	92	20	892	10.9
09-10	WAS	74	23	1421	233	558	.418	69	170	.406	104	130	.800	20	82	102	48	147	0	28	56	8	639	8.6
10-11	WAS	64	40	2034	412	935	.441	105	271	.387	186	228	.816	26	148	174	75	144	0	45	90	17	1115	17.4
11-12	WAS-LAC	62	35	1729	316	784	.403	103	282	.365	144	169	.852	31	102	133	56	141	0	44	83	17	879	14.2
12-13	PHI	59	17	1411	224	542	.413	75	210	.357	105	128	.820	24	106	130	84	84	0	36	50	14	628	10.6
13-14	LAL	64	9	1810	387	889	.435	135	350	.386	235	285	.825	29	137	166	95	156	2	46	95	12	1144	17.9
14-15	LAL	42	0	1000	174	476	.366	83	225	.369	132	148	.892	17	79	96	41	83	0	23	44	11	563	13.4
<b>TOTALS</b>		<b>522</b>	<b>131</b>	<b>12400</b>	<b>2292</b>	<b>5418</b>	<b>.423</b>	<b>666</b>	<b>1772</b>	<b>.376</b>	<b>1171</b>	<b>1405</b>	<b>.833</b>	<b>201</b>	<b>865</b>	<b>1066</b>	<b>557</b>	<b>1025</b>	<b>3</b>	<b>296</b>	<b>604</b>	<b>106</b>	<b>6421</b>	<b>12.3</b>

## CAREER POSTSEASON STATISTICS

Year	Team	G	GS	MIN	FG	FGA	PCT	3FG	3FGA	PCT	FT	FTA	PCT	OFF	DEF	TOT	A	PF	DQ	STL	TO	BLK	PTS	AVG
07-08	WAS	4	0	17	1	9	.111	0	2	.000	3	4	.750	1	1	2	1	1	0	2	1	0	5	1.3
11-12	LAC	11	0	200	29	67	.433	17	33	.515	16	18	.889	1	11	12	3	20	0	3	7	4	91	8.3
<b>TOTALS</b>		<b>15</b>	<b>0</b>	<b>217</b>	<b>30</b>	<b>76</b>	<b>.395</b>	<b>17</b>	<b>35</b>	<b>.486</b>	<b>19</b>	<b>22</b>	<b>.864</b>	<b>2</b>	<b>12</b>	<b>14</b>	<b>4</b>	<b>21</b>	<b>0</b>	<b>5</b>	<b>8</b>	<b>4</b>	<b>96</b>	<b>6.4</b>

**HOW ACQUIRED:** Re-signed by the Lakers on July 21, 2014.

**2014-15:** In 42 games (all as a reserve), averaged 13.4 points, 2.3 rebounds, 1.0 assists, 0.55 steals and 0.26 blocks in 23.8 minutes ... Registered 10+ points 28 times and 20+ points eight times ... Finished 7th in the NBA in free-throw percentage, shooting a career-best 89.2% (132-148) ... Completed four four-point plays ... In first game back from injury, totaled 17 points and five rebounds 11/18 at Atlanta ... Tied a career-high with two blocks with a bench-leading 13 points 11/26 vs. Memphis ... Scored 20 points (5-8 3FG) 11/30 vs. Toronto ... Dropped in 19 points in 20 minutes 12/2 at Detroit ... Totaled 21 points (5-8 3FG) 12/3 at Washington ... Had a game-high 29 points (6-9 3FG), including the game-winning 30' three-pointer with 7.4 seconds remaining in overtime 12/12 at San Antonio ... Finished with 26 points and five rebounds 12/21 at Sacramento ... Hit five three-pointers en route to 15 points 12/26 at Dallas ... Scored a team-high 21 points (4-6 3FG) 12/28 vs. PHX ... Made 31 consecutive free throws from 1/2 vs. MEM to 1/15 vs. CLE ... Scored 22 points (12-12 FT) 1/4 vs. Indiana ... Led the team with 23 points on a career high-tying 13 made free throws (13-13) 1/16 at Utah ... Tied for a game-high with 24 points 1/19 at Phoenix, hitting four three-pointers ... Scored 17 points in 20 minutes 1/23 at San Antonio ... Missed 39 total games due to injury, including 10 games with a torn ligament, right thumb (10/28-11/16), two games with a sprained right ankle (1/27-1/29), 11 games with a sore left knee (2/25-3/16) and 16 games with a fracture, left kneecap (3/19-4/15) ... DNP-CD one time.

**CAREER:** Selected by Washington with the 16th overall pick in the 2007 NBA Draft ... Re-signed with Washington on December 18, 2011 ... Acquired by the L.A. Clippers as part of a three-team trade with Washington and Denver in which the Wizards also traded JaVale McGee and Ronny Turiaf to the Nuggets for Nene on March 15, 2012 (Washington also received Brian Cook and a future second round pick from the Clippers) ... Signed as a free agent with Philadelphia on July 12, 2012 ... Signed as a free agent with the Lakers on July 11, 2013 ... In 522 games with 131 starts, is averaging 12.3 points, 2.0 rebounds and 1.1 assists in 23.8 minutes per game while shooting 42.3% from the floor, 37.6% from three-point range and 83.3% from the line ... In 11 career games (one start) against his hometown Lakers, has averaged 17.6 points, more than five points above his career average ... Owns 108 career 20+ point games, 16 games of 30+ points and three games of 40+ points.





## NICK YOUNG

- 2013-14:** Appeared in 64 games (nine starts), averaging 17.9 points, 2.6 rebounds, 1.5 assists, 0.72 steals and 0.19 blocks in 28.3 minutes ... Notched 24 games of 20+ points ... Finished with four games of 30+ points ... Led the league and tallied the most four-point plays in a season in franchise history (seven) ... Scored 40 points twice (41 points 4/14 at Utah and 40 points 4/1 vs. Portland), which were the two highest-scoring games for a bench player in the NBA in 2013-14 ... Only 11 players in the NBA had scored 40+ off the bench in the last decade ... Became the first Laker to score 40+ off the bench since 1985-86 ... As a reserve, averaged 18.8 points, ranking first in the NBA for points per game among players who entered games off the bench 20+ times ... Shot 44.3% from the floor and 40.3% from distance ... Led the Lakers in scoring a team-high 22 times (two ties), 21 of those times as a reserve ... Was the bench leading scorer 43 times in 55 games ... Finished tied for 3rd in the league in points per touch (0.45) ... Went 12-of-12 from the free throw line 12/29 vs. Philadelphia, becoming the only Lakers player other than Kobe Bryant or Pau Gasol to make as many as 12 free throws without a miss in the last decade ... Only 16 players in Lakers history have made as many as 12 free throws without a miss ... Tied a career-high with six assists 1/14 vs. Cleveland ... On 2/4 at Minnesota, set a new career-high for free throws made, sinking 13-of-14 attempts ... Tied a career-high with four steals 3/28 at Milwaukee ... Missed 17 total games due to injury: six games with a left knee fracture and bone bruise (2/7-2/21) and 11 games with a sore left knee (2/25-3/19).
- 2012-13:** Appeared in 59 games (17 starts) with Philadelphia, averaging 10.6 points, 2.2 rebounds and 1.4 assists in 23.9 minutes ... Shot 41.3% from the floor, 35.7% from 3-point range and 82.0% from the line ... Scored 20+ points eight times and 30+ points once ... Tallied 23 points (7-13 FG), three rebounds and four assists 11/20 vs. Toronto ... Scored a season-high 30 points (12-23 FG, 6-12 3FG) 12/16 vs. LA Lakers ... Recorded 21 points, four rebounds and four assists 12/19 at Houston ... Scored 21 points (5-7 3FG) 1/4 at Oklahoma City ... Totaled 20 points, three rebounds and three assists 1/22 at Milwaukee ... Recorded 20 points, four rebounds, four assists and a steal 1/26 vs. New York ... Scored 20 points (6-12 FG) 2/1 vs. Sacramento ... Posted 15 points, a season-high six rebounds and career-highs in steals (four) and blocks (two) 2/4 vs. Orlando ... Totaled 29 points (10-18 FG), a season-high tying five assists and three steals 2/11 vs. LA Clippers ... Committed just 50 turnovers in 59 games played in 2012-13 ... Missed four games (12/1-12/8) with a left great toe hyperextension and seven games (3/2-3/11) with a left ankle sprain.
- 2011-12:** Appeared in 62 games (35 starts), averaging 14.2 points, 2.1 rebounds and 0.9 assists in 27.9 minutes ... Shot 40.3% from the floor, 36.5% from 3-point range and 85.2% from the line ... In 40 games (32 starts) with Washington, averaged 16.6 points, 2.4 rebounds and 1.1 assists in 30.3 minutes ... Acquired by the LA Clippers as part of a three-team trade on 3/15/12 ... Appeared in 22 games (three starts) with the Clippers, averaging 9.7 points and 1.6 rebounds in 23.5 minutes ... Scored 20+ points 14 times and 30+ points once ... Posted 27 points (11-22 FG) and a season-high seven rebounds 1/14 vs. Philadelphia ... Totaled 25 points (10-22 FG), four assists and a career-high four steals 1/20 vs. Denver ... Scored a season-high 35 points on 12-of-17 shooting including a career-high seven three-point field goals made 2/14 at Portland ... Tallied 19 points, a season-high six assists and two steals 3/7 vs. LA Lakers ... In 11 playoff games, averaged 8.3 points and 1.3 rebounds in 19.7 minutes while shooting 51.5% (17-33 3FG) from behind the arc.
- 2010-11:** Appeared in 64 games (40 starts) with Washington, averaging career-highs of 17.4 points and 2.7 rebounds along 1.2 assists in 31.8 minutes ... Shot 44.1% from the floor, 38.7% from 3-point range and 81.6% from the line ... Had the highest scoring increase in the NBA from 2009-10 to 2010-11 (+8.8 ppg) ... Scored 20+ points 30 times, including 30+ eight times and 40+ points once ... Recorded 30 points (6-11 3FG) and a season-high tying three steals 12/7 at LA Lakers ... Tallied 25 points, a career-high nine rebounds, three assists and a season-high three steals 12/29 vs. Indiana ... Scored a career-high 43 points (14-22 FG, 7-10 3FG, 8-9 FT) 1/1 vs. Sacramento ... Posted 21 points, six rebounds and a season-high tying five assists 1/19 at Milwaukee ... Totaled 26 points, four rebounds and a career-high tying two blocks 2/9 vs. Milwaukee ... Scored 38 points (12-19 FG, 6-8 3FG) 2/25 @ Miami ... Missed 18 games due to injury/illness: right thigh contusion (12/3), sore left knee (2/16), flu-like symptoms (3/5), bruised left knee (3/15-3/23 and 3/28-4/13).
- 2009-10:** Appeared in 74 games (23 starts), averaging 8.6 points and 1.4 rebounds in 19.2 minutes ... Shot 41.8% from the floor, 40.6% from 3-point range and 80.0% from the line ... Averaged 12.2 points as a starter ... Ranked 16th league-wide in 3-point percentage ... Scored 20+ points 10 times ... Posted 22 points and a season-high five assists 11/27 at Miami ... Tallied 20 points and a season-high six rebounds 1/10 vs. New Orleans ... Totaled a season-high 29 points (10-18 FG, 5-11 3FG) and a season-high tying two steals 4/6 vs. Golden State.
- 2008-09:** Appeared in all 82 games (5 starts), averaging 10.9 points, 1.8 rebounds and 1.2 assists in 22.4 minutes ... Shot 44.4% from the floor, 34.1% from 3-point range and 85.0% from the line ... Scored 20+ points 12 times and 30+ points twice ... Scored 28 points including a career-best 11-for-11 shooting from the foul line 11/1 at Detroit ... Scored 30 points (12/19 FG) 1/12 vs. Milwaukee and a season-high 33 points (13-17 FG) the following game 1/14 at New York ... Posted 21 points and a season-high tying four assists 2/4 vs. New Jersey ... Totaled 11 points and a season-high tying six rebounds 3/6 at San Antonio.
- 2007-08:** Appeared in 75 games (2 starts), averaging 7.5 points and 1.5 rebounds in 15.4 minutes ... Shot 43.9% from the floor, 40.0% from 3-point range and 81.5% from the line ... Scored 20+ points two times ... Recorded 10 points and a season-high five assists 2/10 at Phoenix ... Tallied six points and a season-high six rebounds 3/2 vs. New Orleans ... Scored 15 points on a perfect 5-of-5 shooting from the field (2-2 3FG) 3/5 vs. Orlando ... Totaled 22 points and a season-high three steals 3/11 vs. Milwaukee ... Scored a season-high 29 points (10-16 FG, 3-4 3FG, 4-4 FT) 3/30 at LA Lakers ... Missed two games with a right thigh contusion (3/21-3/23).





**COLLEGE:** Early entry candidate for the 2007 NBA Draft following his junior season at USC ... Earned First Team All-Pac-10 honors sophomore and junior seasons at USC ... As a junior, ranked second in the conference in scoring (17.5 points), fifth in field goal percentage (52.5% FG) and second in 3-point percentage (44.0%) ... Finished collegiate career as USC's sixth all-time leading scorer with 1,486 points ... Junior (2006-07): Ranked second in the Pac-10 in scoring (17.5 points), fifth in field goal percentage (52.5%) and tied for second in three-point field goal percentage (44.0%) ... Led team in scoring 20 times ... Scored season-high 30 points and grabbed eight rebounds vs. Arizona ... Registered 22 points and a season-high nine rebounds vs. Long Beach State ... Led team with 26 points vs. Stanford in the first round of the Pac-10 Tournament ... Recorded 22 points and seven rebounds in the second round of the NCAA Tournament vs. Texas ... Scored 15 points vs. North Carolina in the Sweet Sixteen ... Sophomore (2005-06): Led team in scoring (17.3 points) and rebounding (6.6 rebounds) ... One of only three players in the conference ranked in the top 10 in both scoring (fourth) and rebounding (sixth) ... Scored in double figures in all but one contest ... Recorded four double-doubles ... Posted career-highs of 33 points and 14 rebounds vs. Oregon State ... Notched first career double-double with 18 points and 10 rebounds in the season opener vs. Cal State Northridge ... Handed out a career-high six assists vs. Loyola Marymount ... Freshman (2004-05): Averaged 11.1 points and 4.1 rebounds ... Scored in double figures 15 times ... Posted season-high 22 points twice, at Arizona State and vs. UCLA.

**PERSONAL:** Born in Los Angeles to Charles and Mae Young ... Nickname is "Swaggy P" ... While with Washington, started the Nick Young Foundation with hopes of putting an end to gang violence and offering free psychiatric services to those who have been affected by it ... Was the focus of a documentary titled "Second Chance Season," which portrayed his life story and path to the NBA ... Has one son, Nick Jr. ... Is engaged to rapper, songwriter, and model Iggy Azalea ... Since joining his hometown team, Nick has aided the Lakers community relations efforts, serving the community through the Season of Giving Holiday Party for Kids, Lakers Thanksgiving Party, Lakers Youth Foundation Golf Tournament, Camp Lakers, Lakers Youth Foundation Casino Night, Highway to Health Festival, HealthCorps Appreciation Day, Midnight Mission and the Los Angeles Regional Food Bank ... Averaged 27.2 points and 10.8 rebounds as a 2004 senior at Cleveland High in Reseda, Calif., earning 2004 CIF L.A. City Section, Los Angeles Times All-City and San Fernando Valley first team honors ... Shot 57.3% from the field and 46.8% from three-point range (52-111), had 48 steals and 41 blocks as Cleveland finished 25-4 ... Earned CIF L.A. City Section first team honors in 2003.

**CAREER REG. SEASON 30+ POINT GAMES (16)**

Date	Opponent	Points
1/11/11	vs. Sacramento	43 points (14-22 FG, 7-10 3FG)
4/14/14	@ Utah	41 points (14-23 FG, 6-11 3FG)
4/1/14	vs. Portland	40 points (15-26 FG, 6-13 FG)
2/25/11	@ Miami	38 points (12-19 FG, 6-8 3FG)
2/14/12	@ Portland	35 points (12-17 FG, 7-8 3FG)
1/14/09	@ New York	33 points (13-17 FG, 3-3 3FG)
4/8/14	vs. Houston	32 points (11-19 FG, 6-10 3FG)
1/28/11	@ Oklahoma City	32 points (13-33 FG, 1-4 3FG)
1/20/14	@ Chicago	31 points (11-23 FG, 3-6 3FG)
3/2/11	vs. Golden State	31 points (10-24 FG, 4-7 3FG)
2/13/11	@ Cleveland	31 points (14-21 FG, 1-1 3FG)
12/16/12	vs. LA Lakers	30 points (12-23 FG, 6-12 3FG)
2/1/11	@ New Orleans	30 points (9-18 FG, 3-7 3FG)
12/18/10	vs. Miami	30 points (13-23 FG, 2-2 3FG)
12/7/10	@ LA Lakers	30 points (10-18 FG, 6-11 3FG)
1/12/09	vs. Milwaukee	30 points (12-19 FG, 3-6 3FG)

**FOUR-POINT PLAYS WITH THE LAKERS (11)**

Date	Opponent
1/19/15	@ Phoenix
1/7/15	@ LA Clippers
12/21/14	@ Sacramento
12/9/14	vs. Sacramento
4/2/14	@ Sacramento
3/25/14	vs. New York
3/23/14	vs. Orlando
12/25/13	vs. Miami
12/21/13	@ Golden State
12/20/13	vs. Minnesota
11/13/13	@ Denver

**CAREER REG. SEASON 5+ 3-POINT FG GAMES (18)**

Date	Opponent	3-Point FGM (points)
2/14/12	@ Portland	7-8 3FG (35 points)
1/11/11	vs. Sacramento	7-10 3FG (43 points)
12/12/14	@ San Antonio	6-9 3FG (29 points)
4/14/14	@ Utah	6-11 3FG (41 points)
4/8/14	vs. Houston	6-10 3FG (32 points)
4/1/14	vs. Portland	6-13 3FG (40 points)
12/16/12	vs. LA Lakers	6-12 3FG (30 points)
2/25/11	@ Miami	6-8 3FG (38 points)
12/7/10	@ LA Lakers	6-11 3FG (30 points)
12/26/14	@ Dallas	5-8 3FG (15 points)
12/3/14	@ Washington	5-8 3FG (21 points)
11/30/14	vs. Toronto	5-8 3FG (20 points)
3/25/14	vs. New York	5-6 3FG (20 points)
1/19/14	@ Toronto	5-7 3FG (29 points)
12/16/13	@ Atlanta	5-7 3FG (23 points)
1/4/13	@ Oklahoma City	5-7 3FG (21 points)
1/18/12	vs. Oklahoma City	5-10 3FG (24 points)
4/6/10	vs. Golden State	5-11 3FG (29 points)

**MOST POINTS BY A RESERVE IN 2013-14**

Date	Player	Points
4/14/14	Nick Young	41
4/1/14	Nick Young	40
1/25/14	Jamal Crawford	37
1/24/14	Mirza Teletovic	34
3/30/14	D.J. Augustin	33
4/8/14	Nick Young	32





ESPN LA  
**KELVIN & TRAVIS**



ESPN LA  
**THOMPSON & TRUETT**



ESPN LA  
**MASON AND  
IRELAND**



ESPN LA  
**MAX & MARCELLUS**

**ESPN LA**  
**((710 AM))**



# THE NBA

- 78 NBA Directory
- 79 D-League Directory
- 80 NBA Key Dates
- 80 NBA Officials Roster
- 81 2014-15 Final Standings
- 82 2014-15 NBA Team Statistics
- 84 2014-15 NBA Highs/Lows
- 84 2014-15 NBA Attendance
- 85 2014-15 NBA Leaders
- 86 2015 NBA Draft
- 87 NBA Champions by Year
- 88 NBA Award Winners
- 90 NBA Single-Game Bests



## NBA OFFICES

### NEW YORK

Olympic Tower  
645 Fifth Avenue  
New York, NY 10022  
Tel: 212-407-8000  
Fax: 212-832-3861

### NEW JERSEY

100 Plaza Drive  
Secaucus, NJ 07094  
Tel: 201-865-1500  
Fax: 201-974-5973

## NBA INTERNATIONAL OFFICES

### EUROPE

**HEADQUARTERS  
NBA EMEA** Endeavour House  
189 Shaftesbury Avenue  
London, United Kingdom WC2H 8JR  
Telephone: +44-20-7420-8900

**SPAIN** Pqe. Empresarial "La Finca"  
Edif. 17A, 1a  
28223 Pozuelo de Alarcon, Madrid, Spain  
Telephone: +34-911-517-101  
Fax: +34-911-517-120

### AFRICA

6th Floor World Trade Center  
Cnr West Road South and Lower Road  
Morningside 2196  
Johannesburg, South Africa  
Telephone: +27-87-940-1333  
Fax: +27-86-726-6351

### INDIA

Tower 1, 10th Floor  
Indiabulls Finance Center  
Senapati Bapat Marg Mumbai  
Maharashtra 400013  
Telephone: +91-22-6124-6100

### LATIN AMERICA

**BRAZIL** Av Borges de Medeiros, 633  
Sala 303 - Leblon  
Rio de Janeiro, RJ, Brazil 22430-041  
Telephone: +55-21-3206-6400  
Fax: +55-21-2586-6001

**MEXICO** Av Santa Fe 94, Torre A Piso 8,  
Colonia Zedec Santa Fe  
Mexico DF Mexico 01210  
Telephone: +52-55-88511159

### CANADA

50 Bay Street, Suite 1402  
Toronto, Ontario  
Canada M5J 3A5  
Telephone: (416) 682-2000  
Fax: (416) 364-0205

### ASIA / PACIFIC

**HONG  
KONG** Room 3101, The Lee Gardens  
33 Hysan Avenue  
Causeway Bay, Hong Kong  
Telephone: +852-2843-9600  
Fax: +852-2536-4808

**TAIWAN** Suite 1303, No. 88, Section 2,  
Chung Hsiao East Road  
Taipei, Taiwan ROC 100  
Telephone: +886-2-2397-8000  
Fax: +886-2-2358-1098

**KOREA** 21/F Seoul Finance Center  
136 Sejong-Daero, Jung-Gu  
Seoul, Korea 100-768  
Telephone: +822-3782-6835  
Fax: +822-3782-4555

**CHINA  
(BEIJING)** 19th Floor, Office Tower 2,  
China Central Place,  
No. 79 Jianguo Road, Chaoyang District  
Beijing, China 100025  
Telephone: +86-10-5200-8200  
Fax: +86-10-5200-8202

**CHINA  
(SHANGHAI)** Unit 2703-2708, 27/F,  
Tower, 2 Plaza 66  
1366 Nanjing West Road, Jing An District  
Shanghai, China 200040  
Telephone: +86-21-6137-2200  
Fax: +86-21-6288-9920



NBA STORE

### NBA STORE

590 Fifth Avenue  
New York, NY 10036  
Telephone: 212-515-6221



### NBA City

6068 Universal Boulevard  
Orlando, FL 32819  
Telephone: 407-363-5919  
Fax: 407-370-3178







## NBA DEVELOPMENT LEAGUE

Olympic Tower  
645 5th Avenue  
New York, NY 10022  
(212) 407-8000 / www.nbadleague.com

Media Relations Contact: Joanna Shapiro (jshapiro@nba.com)

### AUSTIN SPURS

13581 Pond Springs Road, Suite 108  
Austin, TX 78729  
Tel: (512) 236-8333; Fax: (512) 236-8444  
Arena: Cedar Park Center  
Media Relations Contact: Perri Travillion  
(ptravillion@austinfors.com)  
NBA Affiliation: San Antonio

### BAKERSFIELD JAM

1400 Norris Road  
Bakersfield, CA 93308  
Tel: (661) 615-6550; Fax: (661) 615-6555  
Arena: Dignity Health Event Center  
Media Relations Contact: William Aquije  
(william@bakersfieldjam.com)  
NBA Affiliations: Phoenix

### CANTON CHARGE

1101 Market Avenue North  
Canton, OH 44702  
Tel: (866) 444-1944; Fax: (330) 489-1703  
Arena: Canton Memorial Civic Center  
Media Relations Contact: Sean Wyatt  
(swyatt@cantoncharge.com)  
NBA Affiliation: Cleveland

### DELAWARE 87ERS

300 Martin Luther King Blvd, Suite 200;  
Wilmington, DE 19801  
Tel: (302) 504-7587; Fax: (302) 351-5370  
Arena: Bob Carpenter Center  
Media Relations Contact: Andrew Dzurita  
(andrewdzurita@sevens.com)  
NBA Affiliation: Philadelphia

### ERIE BAYHAWKS

110 East 8th Street  
Erie, PA 16501  
Tel: (814) 790-5600; Fax: (814) 790-5608  
Arena: Erie Insurance Arena  
Media Relations Contact: Iris Rayburn  
(iris.rayburn@nbaerie.com)  
NBA Affiliation: Orlando

### FORT WAYNE MAD ANTS

1910 St. Joe Center Rd, Suite 61  
Fort Wayne, IN 46825  
Tel: (260) 469-4667; Fax: (260) 469-4674  
Arena: Allen County War Memorial Coliseum  
Media Relations Contact: Kara Stevenson  
(kara@fortwaynehoops.com)  
NBA Affiliation: Indiana

### GRAND RAPIDS DRIVE

40 Monroe Center NW, Ste. 11,  
Grand Rapids, MI 49503  
Tel: (844) 473-7483  
Arena: DeltaPlex Arena  
Media Relations Contact: Sarah Parfet Jbara  
(spj@ssjgroupinc.com)  
NBA Affiliation: Detroit

### IDAHO STAMPEDE

233 South Capital Blvd., Suite 100  
Boise, ID 83702  
Tel: (208) 388-4667; Fax: (208) 388-3845  
Arena: CenturyLink Arena  
Media Relations Contact: Aubrie Warquentien  
(aubrie@idahostampede.com)  
NBA Affiliation: Utah

### IOWA ENERGY

730 3rd Street; Des Moines, Iowa 50309  
Tel: (515) 564-8550; Fax: (515) 564-8551  
Arena: Wells Fargo Arena  
Media Relations Contact: Mike Leighton  
(mleighton@iowanba.com)  
NBA Affiliations: Memphis

### LOS ANGELES D-FENDERS

555 North Nash Street  
El Segundo, CA 90245  
Tel: (310) 426-6000; Fax: (310) 426-6031  
Arena: Toyota Sports Center  
Media Relations Contact: Will Patterson  
(wpatterson@d-fenders.com)  
NBA Affiliation: Los Angeles Lakers

### MAINE RED CLAWS

413 Congress Street  
Portland, ME 04101  
Tel: 207-210-6655; Fax: 207-210-6659  
Arena: Portland Exposition Building  
Media Relations Contact: Evans Boston  
(eboston@maineredclaws.com)  
NBA Affiliation: Boston

### OKLAHOMA CITY BLUE

208 Thunder Drive  
Oklahoma City, OK 73102  
Tel: (405) 208-4800; Fax: (405) 429-7900  
Arena: Cox Convention Center  
Media Relations Contact: Ben Coldagelli  
(bcoldagelli@thunder-nba.com)  
NBA Affiliation: Oklahoma City

### RAPTORS 905

5600 Rose Cherry Place  
Mississauga, ON L4Z4B6  
Tel: (416) 815-5423; Fax: (416) 902-4311  
Arena: Hershey Centre  
Media Relations Contact: TBD  
NBA Affiliation: Toronto

### RENO BIGHORNS

50 West Liberty Street, Ste. 201  
Reno, NV 89501  
Tel: (775) 853-8200  
Arena: Reno Events Center  
Media Relations Contact: Kyle Jones  
(kjones@renobighorns.com)  
NBA Affiliation: Sacramento

### RIO GRANDE VALLEY VIPERS

4500 North 10th Street, Suite 315  
McAllen, TX 78504  
Tel: (956) 972-1144; Fax: (956) 972-1150  
Arena: State Farm Arena  
Media Relations Contact: Rebecca Sweat  
(rsweat@rgvipers.com)  
NBA Affiliation: Houston

### SANTA CRUZ WARRIORS

903 Pacific Avenue, Suite 101  
Santa Cruz, CA 95060  
Tel: (831) 731-4396; Fax: (831) 466-3201  
Arena: Kaiser Permanente Arena  
Media Relations Contact: Gina Antoniello  
(gantonelli@santacruzbasketball.com)  
NBA Affiliation: Golden State

### SIOUX FALLS SKYFORCE

2131 South Minnesota Ave  
Sioux Falls, SD 57105  
Tel: (605) 332-0605; Fax: (605) 332-2305  
Arena: Sanford Pentagon  
Media Relations Contact: Darren Feeney  
(darren@skyforceonline.com)  
NBA Affiliation: Miami

### TEXAS LEGENDS

2601 Avenue of the Stars, Suite 300  
Frisco, TX 75034  
Tel: (214) 469-0822; Fax: (214) 469-0823  
Arena: Dr. Pepper Arena  
Media Relations Contact: Britney Wynn  
(bwynn@texlegends.com)  
NBA Affiliation: Dallas

### WESTCHESTER KNICKS

198 Central Avenue  
White Plains, NY 10606  
Tel: (914) 559-6888  
Arena: Westchester County Center  
Media Relations Contact: Katie Hatch  
(katie.hatch@msg.com)  
NBA Affiliation: New York





# NBA KEY DATES / OFFICIALS ROSTER

## NATIONAL BASKETBALL ASSOCIATION KEY DATES

### 2015

September 10-12	Naismith Memorial Basketball Hall of Fame Enshrinement (Springfield, MA)
September 25	First allowable date for players participating in preseason NBA Global Games to report to their teams
September 26	Training Camps open for all teams participating in preseason NBA Global Games
September 28	First allowable date for all other players to report to their teams
September 29	Training Camps open for all other teams
October 23	NBA Preseason ends
October 26	Rosters set for NBA Opening Day
October 27	Start of the 2015-16 NBA Regular Season

### 2016

January 5	10-day contracts can now be signed
January 10	All contracts are guaranteed for remainder of the season
February 12-14	NBA All-Star 2016 (Toronto, Canada)
February 18	2016 NBA Trade Deadline (3 p.m. ET)
March 1	Playoff Eligibility Waiver Deadline
April 13-16	Portsmouth Invitational Tournament (Portsmouth, VA)
April 13	Regular Season ends
April 15	Rosters set for NBA Playoffs (3 p.m. ET)
April 16	NBA Playoffs 2016 begin
April 24	NBA Draft Early Entry Eligibility Deadline (11:59 p.m. ET)
May 2	Conference Semifinals begin (possible move-up to April 30 or May 1)
May 11-15	NBA Draft Combine (Chicago)
May 17	Conference Finals begin (possible move-up to May 15 or 16) NBA Draft Lottery 2016
June 2	NBA Finals 2016 begin (no move-up)
June 13	NBA Draft Early Entry Withdrawal Deadline (5 p.m. ET)
June 23	NBA Draft 2016

## 2015-16 OFFICIALS ROSTER

3 Buchert, Nick	21 Taylor, Dedic	39 Ford, Tyler	61 Kirkland, Courtney
4 Wright, Sean	22 Spooner, Bill	40 Wood, Leon	63 Richardson, Derek
5 Fitzgerald, Kane	23 Phillips, Jason	41 Mauer, Ken	64 Van Duyne, Justin
6 Brown, Tony	24 Callahan, Mike	42 Lewis, Eric	66 Workman, Haywoode
7 Holtkamp, Lauren	25 Brothers, Tony	43 Crawford, Dan	70 Barnaky, Brent
8 Davis, Marc	26 Fraher, Pat	44 Roe, Eli	71 Mott, Rodney
9 Stafford, Derrick	27 Mitchell, Ervin	45 Forte, Brian	72 Orr, J.T.
10 Garretson, Ron	28 Scott, Kevin	46 Taylor, Ben	73 Maddox, Tre
11 Collins, Derrick	29 Lindsay, Mark	47 Adams, Bennie	74 Blair, Curtis
12 Palmer, Violet	30 Goble, John	48 Foster, Scott	77 Lane, Karl
13 McCutchen, Monty	31 Wall, Scott	49 Washington, Tom	<b>NON-STAFF OFFICIALS</b>
14 Malloy, Ed	32 Kogut, Marat	50 Petraltis, Gediminas	54 Acosta, Ray
15 Zarba, Zach	33 Corbin, Sean	52 Twardoski, Scott	62 DeRosa, Joe
16 Guthrie, David	34 Cutler, Kevin	55 Kennedy, Bill	65 Goldenberg, Jason
17 Crawford, Joe	35 Anderson, Steve	56 Ayotte, Mark	67 Nansel, Brett
18 Boland, Matt	36 Jones, David	58 Tiven, Josh	68 Smith, Aaron
19 Capers, James	37 Dalen, Eric	59 Zielinski, Gary	75 Washington, CJ
20 Richardson, Leroy	38 Smith, Michael	60 Williams, James	76 Voyard-Tadal, Vladimir











# 2014-15 NBA HIGH-LOW / 2014-15 NBA ATTENDANCE

## SINGLE GAME HIGHS - PLAYERS

Minutes	55	Middleton, MIL at BKN, 3/20 (3 OT)
Minutes	48	(7 times) *Brown/Blue, LAL vs. SAC, 4/15
Field Goals	21	Westbrook, OKC at IND, 4/12
FG Attempts	43	Westbrook, OKC at IND, 4/12
3-Pt. Field Goals	11	Thompson, GS vs. SAC, 1/23
3-Pt. Field Goals	11	Irving, CLE vs. POR, 1/28
3-Pt. FG Attempts	19	Irving, CLE vs. POR, 1/28
Free Throws	22	Harden, HOU vs. DEN, 3/19
FT Attempts	28	Jordan, LAC vs. SA, 2/19
Off. Rebounds	18	Pachulia, MIL at BKN, 3/20 (3 OT)
Off. Rebounds	15	Drummond, DET at GS, 3/11
Def. Rebounds	20	Jordan, LAC at CHI, 3/1
Def. Rebounds	20	Cousins, SAC vs. NO, 4/3
Rebounds	27	Jordan, LAC at DAL, 2/9
Assists	21	Jennings, DET vs. ORL, 1/21
Steals	8	Chalmers, MIA at NY, 2/20
Turnovers	11	Rose, CHI at GS, 1/27 (OT)
Turnovers	10	(5 times) *Covington, PHI vs. MIL, 4/13
Blocks	12	Whiteside, MIA at CHI, 1/25
Points	57	Irving, CLE at SA, 3/12 (OT)
Points	55	Irving, CLE vs. POR, 1/28

## SINGLE GAME HIGHS & LOWS - TEAMS

Field Goals	57	Dallas, at DEN, 4/10 (2 OT)
Field Goals	56	New Orleans, vs. MIN, 11/14
Field Goals	56	Dallas, at OKC, 4/1
Fewest Field Goals	20	Oklahoma City, vs. HOU, 11/16
FG Attempts	129	Milwaukee, at BKN, 3/20 (3 OT)
FG Attempts	109	Boston, vs. GS, 3/1
Fewest FG Attempts	62	Utah, at LAL, 3/19
Field Goal Pct.	.667	New Orleans, vs. MIN, 11/14
Lowest Field Goal %	.287	Charlotte, at OKC, 12/26
3-Pt. Field Goals	20	Atlanta, vs. SAC, 3/9
3-Pt. Field Goals	20	Houston, vs. MIN, 3/27
3-Pt. FG Attempts	46	Houston, vs. DAL, 11/22
3-Pt. FG Pct.	.750	New Orleans, vs. MIN, 11/14
Free Throws	44	Oklahoma City, vs. PHO, 12/31 (OT)
Free Throws	43	Chicago, vs. TOR, 12/22
Fewest Free Throws	1	Oklahoma City, vs. DET, 11/14 (OT)
FT Attempts	54	Dallas, vs. GS, 4/4
Fewest FT Attempts	4	Toronto, vs. CHA, 4/15
Free Throw Pct.	1.000	(20 times) *Portland, at LAL, 4/3
Lowest Free Throw %	.273	Oklahoma City, vs. MEM, 11/7
Off. Rebounds	38	Milwaukee, at BKN, 3/20 (3 OT)
Off. Rebounds	26	New Orleans, vs. ORL, 10/28
Fewest Off. Reb.	1	Golden State, vs. SA, 11/11
Fewest Off. Reb.	1	San Antonio, at NO, 12/26
Def. Rebounds	55	Washington, vs. CHA, 3/27 (2 OT)
Def. Rebounds	49	Oklahoma City, vs. PHO, 12/14
Fewest Def. Reb.	17	(4 times) *Philadelphia, at NY, 4/5
Rebounds	81	Milwaukee, at BKN, 3/20 (3 OT)
Rebounds	65	Phoenix, at DEN, 2/25
Fewest Rebounds	20	Miami, at MIL, 12/5
Assists	42	Atlanta, vs. SAC, 3/9
Fewest Assists	6	Cleveland, at UTA, 11/5
Personal Fouls	37	(3 times) *Golden State, at DAL, 4/4
Fewest Personal Fls.	7	Chicago, at NO, 2/7
Steals	20	Boston, vs. CLE, 4/12
Turnovers	31	Utah, at HOU, 1/10
Fewest Turnovers	3	Boston, vs. UTA, 3/4
Blocks	18	Chicago, vs. DEN, 1/1
Points	144	Dallas, at DEN, 4/10 (2 OT)
Points	140	Dallas, vs. LAL, 11/21
Fewest Points	65	Oklahoma City, vs. HOU, 11/16

## 2014-15 ATTENDANCE

		HOME ATTENDANCE		
TEAM	G	ATT	AVG	
Atlanta Hawks	41	713,909	17,412	
Boston Celtics	41	721,350	17,594	
Brooklyn Nets	41	698,529	17,037	
Charlotte Hornets	41	704,886	17,192	
Chicago Bulls	41	896,525	21,866	
Cleveland Cavaliers	41	843,042	20,562	
Dallas Mavericks	41	827,702	20,188	
Denver Nuggets	41	602,707	14,700	
Detroit Pistons	41	625,917	15,266	
Golden State Warriors	41	803,436	19,596	
Houston Rockets	41	747,412	18,230	
Indiana Pacers	41	691,434	16,864	
Los Angeles Clippers	41	785,892	19,168	
<b>Los Angeles Lakers</b>	<b>41</b>	<b>768,244</b>	<b>18,738</b>	
Memphis Grizzlies	41	710,502	17,329	
Miami Heat	41	808,223	19,713	
Milwaukee Bucks	41	611,226	14,908	
Minnesota Timberwolves	41	595,652	14,528	
New Orleans Pelicans	41	683,757	16,677	
New York Knickerbockers	41	812,292	19,812	
Oklahoma City Thunder	41	746,323	18,203	
Orlando Magic	41	688,194	16,785	
Philadelphia 76ers	41	571,342	13,935	
Phoenix Suns	41	693,862	16,923	
Portland Trail Blazers	41	801,377	19,546	
Sacramento Kings	41	680,049	16,587	
San Antonio Spurs	41	762,855	18,606	
Toronto Raptors	41	809,824	19,752	
Utah Jazz	41	772,059	18,831	
Washington Wizards	41	747,796	18,239	
<b>TOTALS</b>	<b>1230</b>	<b>21,926,318</b>	<b>17,826</b>	

		ROAD ATTENDANCE		
TEAM	G	ATT	AVG	
Atlanta Hawks	41	720,873	17,582	
Boston Celtics	41	727,404	17,742	
Brooklyn Nets	41	739,614	18,039	
Charlotte Hornets	41	723,833	17,654	
Chicago Bulls	41	754,592	18,405	
Cleveland Cavaliers	41	775,537	18,916	
Dallas Mavericks	41	723,792	17,653	
Denver Nuggets	41	714,593	17,429	
Detroit Pistons	41	732,519	17,866	
Golden State Warriors	41	750,793	18,312	
Houston Rockets	41	736,761	17,970	
Indiana Pacers	41	733,593	17,893	
Los Angeles Clippers	41	741,245	18,079	
<b>Los Angeles Lakers</b>	<b>41</b>	<b>732,881</b>	<b>17,875</b>	
Memphis Grizzlies	41	738,717	18,017	
Miami Heat	41	725,609	17,698	
Milwaukee Bucks	41	725,841	17,703	
Minnesota Timberwolves	41	738,032	18,001	
New Orleans Pelicans	41	723,265	17,641	
New York Knickerbockers	41	715,966	17,463	
Oklahoma City Thunder	41	736,220	17,957	
Orlando Magic	41	721,024	17,586	
Philadelphia 76ers	41	724,272	17,665	
Phoenix Suns	41	721,033	17,586	
Portland Trail Blazers	41	723,952	17,657	
Sacramento Kings	41	718,130	17,515	
San Antonio Spurs	41	736,866	17,972	
Toronto Raptors	41	718,430	17,523	
Utah Jazz	41	702,545	17,135	
Washington Wizards	41	748,386	18,253	
<b>TOTALS</b>	<b>1230</b>	<b>21,926,318</b>	<b>17,826</b>	





**POINTS PER GAME**

	G	FG	FT	PTS	AVG
Westbrook, OKC.	67	627	546	1886	28.1
Harden, Hou.	81	647	715	2217	27.4
James, Cle.	69	624	375	1743	25.3
Davis, N.O.	68	642	371	1656	24.4
Cousins, Sac.	59	498	423	1421	24.1
Curry, G.S.	80	653	308	1900	23.8
Aldridge, Por.	71	659	306	1661	23.4
Griffin, LA-C	67	574	311	1469	21.9
Irving, Cle.	75	578	315	1628	21.7
Thompson, G.S.	77	602	225	1668	21.7

**REBOUNDS PER GAME**

	G	OFF	DEF	TOT	AVG
Jordan, LA-C	82	397	829	1226	15.0
Drummond, Det.	82	437	667	1104	13.5
Cousins, Sac.	59	185	562	747	12.7
Gasol, Chi.	78	220	699	919	11.8
Chandler, Dal.	75	294	570	864	11.5
Vucevic, OrL.	74	238	572	810	10.9
Randolph, Mem.	71	225	522	747	10.5
Davis, N.O.	68	173	523	696	10.2
Aldridge, Por.	71	177	549	726	10.2
Monroe, Det.	69	229	475	704	10.2

**ASSISTS PER GAME**

	G	AST	AVG
Paul, LA-C	82	838	10.2
Wall, Was.	79	792	10.0
Lawson, Den.	75	720	9.6
Westbrook, OKC.	67	574	8.6
Rondo, Bos-Dal.	68	538	7.9
Curry, G.S.	80	619	7.7
James, Cle.	69	511	7.4
Teague, Atl.	73	513	7.0
Harden, Hou.	81	565	7.0
Lowry, Tor.	70	473	6.8

**STEALS PER GAME**

	G	STL	AVG
Leonard, S.A.	64	148	2.31
Westbrook, OKC.	67	140	2.09
Allen, Mem.	63	129	2.05
Curry, G.S.	80	163	2.04
Paul, LA-C	82	156	1.90
Harden, Hou.	81	154	1.90
Ariza, Hou.	82	152	1.85
Ellis, Dal.	80	148	1.85
Millsap, Atl.	73	130	1.78
Noel, Phi.	75	133	1.77

**BLOCKS PER GAME**

	G	BLK	AVG
Davis, N.O.	68	200	2.94
Ibaka, OKC.	64	155	2.42
Gobert, Utah	82	189	2.30
Jordan, LA-C	82	183	2.23
Henson, Mil.	67	135	2.01
Duncan, S.A.	77	151	1.96
Noel, Phi.	75	142	1.89
Gasol, Chi.	78	147	1.88
Drummond, Det.	82	153	1.87
Lopez, Bkn.	72	126	1.75
Cousins, Sac.	59	103	1.75

**FIELD GOAL %**

	FG	FGA	PTC
Jordan, LA-C	379	534	.710
Valanciunas, Tor.	373	652	.572
Gortat, Was.	439	775	.566
Mozgov, Den.-Cle.	314	566	.555
Zeller, Bos.	340	619	.549
Horford, Atl.	519	965	.538
Davis, N.O.	642	1199	.535
Favors, Utah	482	918	.525
Vucevic, OrL.	631	1206	.523
Kanter, Utah-OKC.	482	928	.519

**3-PT FIELD GOAL %**

	3FG	3GA	PTC
Korver, Atl.	221	449	.492
Gordon, N.O.	141	315	.448
Curry, G.S.	286	646	.443
Thompson, G.S.	239	545	.439
Redick, LA-C	200	458	.437
Morrow, OKC.	141	325	.434
D. Green, S.A.	191	457	.418
Irving, Cle.	157	378	.415
Beal, Was.	106	259	.409
Dunleavy, Chi.	107	263	.407
Middleton, Mil.	109	268	.407

**FREE THROW %**

	FT	FTA	PTC
Curry, G.S.	308	337	.914
Meeks, Det.	145	160	.906
Redick, LA-C	183	203	.901
Crawford, LA-C	227	252	.901
Paul, LA-C	289	321	.900
Gallinari, Den.	171	191	.895
<b>Young, LA-L</b>	<b>132</b>	<b>148</b>	<b>.892</b>
Nowitzki, Dal.	255	289	.882
Jack, Bkn.	200	227	.881
Martin, Min.	170	193	.881

**MINUTES PER GAME**

	G	MIN	AVG
Butler, Chi.	65	2513	38.7
Harden, Hou.	81	2981	36.8
Irving, Cle.	75	2730	36.4
Wiggins, Min.	82	2969	36.2
James, Cle.	69	2493	36.1
Davis, N.O.	68	2455	36.1
Wall, Was.	79	2837	35.9
Oladipo, OrL.	72	2573	35.7
Ariza, Hou.	82	2930	35.7
Lillard, Por.	82	2925	35.7





## 2015 NBA DRAFT RESULTS

### FIRST ROUND

1	Minnesota Timberwolves	Karl-Anthony Towns	C/PF	Kentucky (Fr.)
2	<b>Los Angeles Lakers</b>	<b>D'Angelo Russell</b>	<b>PG</b>	<b>Ohio State (Fr.)</b>
3	Philadelphia 76ers	Jahlil Okafor	C	Duke (Fr.)
4	New York Knicks	Kristaps Porzingis	PF	Baloncesto Sevilla (Spain)
5	Orlando Magic	Mario Hezonja	SG/SF	FC Barcelona (Spain)
6	Sacramento Kings	Willie Cauley-Stein	C	Kentucky (Jr.)
7	Denver Nuggets	Emmanuel Mudiay	PG	Guangdong Southern Tigers(China)
8	Detroit Pistons	Stanley Johnson	SF	Arizona (Fr.)
9	Charlotte Hornets	Frank Kaminsky	PF/C	Wisconsin (Sr.)
10	Miami Heat	Justise Winslow	SF	Duke (Fr.)
11	Indiana Pacers	Myles Turner	C	Texas (Fr.)
12	Utah Jazz	Trey Lyles	PF	Kentucky (Fr.)
13	Phoenix Suns	Devin Booker	SG	Kentucky (Fr.)
14	Oklahoma City Thunder	Cameron Payne	PG	Murray State (So.)
15	Washington Wizards	Kelly Oubre Jr.	SG	Kansas (Fr.)
16	Boston Celtics	Terry Rozier	PG	Louisville (So.)
17	Milwaukee Bucks	Rashad Vaughn	SG	UNLV (Fr.)
18	Houston Rockets	Sam Dekker	SF	Wisconsin (Jr.)
19	New York Knicks	Jerian Grant	PG	Notre Dame (Sr.)
20	Toronto Raptors	Delon Wright	PG	Utah (Sr.)
21	Dallas Mavericks	Justin Anderson	SF	Virginia (Jr.)
22	Chicago Bulls	Bobby Portis	PF	Arkansas (So.)
23	Brooklyn Nets	Rondae Hollis-Jefferson	SF	Arizona (So.)
24	Minnesota Timberwolves	Tyus Jones	PG	Duke (Fr.)
25	Memphis Grizzlies	Jarell Martin	PF	LSU (So.)
26	San Antonio Spurs	Nikola Milutinov	C	Partizan Belgrade (Serbia)
27	<b>Los Angeles Lakers</b>	<b>Larry Nance, Jr.</b>	<b>PF</b>	<b>Wyoming (Sr.)</b>
28	Boston Celtics	R.J. Hunter	SG	Georgia State (Jr.)
29	Brooklyn Nets	Chris McCullough	PF	Syracuse (Fr.)
30	Golden State Warriors	Kevon Looney	PF	UCLA (Fr.)

### SECOND ROUND

31	Cleveland Cavaliers	Cedi Osman	SG/SF	Anadolu Efes (Turkey)
32	Houston Rockets	Montrezl Harrell	PF	Louisville (Jr.)
33	Boston Celtics	Jordan Mickey	SF	LSU (So.)
34	<b>Los Angeles Lakers</b>	<b>Anthony Brown</b>	<b>SF</b>	<b>Stanford (Sr.)</b>
35	New York Knicks	Guillermo Hernangómez	C	Baloncesto Sevilla (Spain)
36	Cleveland Cavaliers	Rakeem Christmas	PF/C	Syracuse (Sr.)
37	Philadelphia 76ers	Richaun Holmes	SF/PF	Bowling Green (Sr.)
38	Detroit Pistons	Darrun Hilliard	SG	Villanova (Sr.)
39	Brooklyn Nets	Juan Pablo Vaulet	SF	Estudiantes de Bahía (Argentina)
40	Miami Heat	Josh Richardson	SG	Tennessee (Sr.)
41	Portland Trail Blazers	Pat Connaughton	SF	Notre Dame (Sr.)
42	Utah Jazz	Olivier Hanlan	PG	Boston College (Jr.)
43	Indiana Pacers	Joseph Young	PG	Oregon (Sr.)
44	Memphis Grizzlies	Andrew Harrison	PG	Kentucky (So.)
45	Boston Celtics	Marcus Thornton	PG	William & Mary (Sr.)
46	Toronto Raptors	Norman Powell	SG	UCLA (Sr.)
47	Philadelphia 76ers	Artūras Gudaitis	C	Žalgiris Kaunas (Lithuania)
48	Oklahoma City Thunder	Dakari Johnson	C	Kentucky (So.)
49	Washington Wizards	Aaron White	PF	Iowa (Sr.)
50	Atlanta Hawks	Marcus Eriksson	SG	FC Barcelona (Spain)
51	Orlando Magic	Tyler Harvey	PG	Eastern Washington (Jr.)
52	Dallas Mavericks	Satnam Singh Bhamara	C	IMG Academy (Bradenton, FL)
53	Cleveland Cavaliers	Sir'Dominic Pointer	SF	St. John's (Sr.)
54	Portland Trail Blazers	Daniel Diez	SF	Gipuzkoa Basket (Spain)
55	San Antonio Spurs	Cady Lalanne	PF	Massachusetts (Sr.)
56	Los Angeles Clippers	Branden Dawson	SF	Michigan State (Sr.)
57	Denver Nuggets	Nikola Radičević	PG	Baloncesto Sevilla (Spain)
58	Philadelphia 76ers	J. P. Tokoto	SG/SF	North Carolina (Jr.)
59	Atlanta Hawks	Dimitrios Agravanis	PF	Olympiacos (Greece)
60	Philadelphia 76ers	Luka Mitrović	PF	Red Star Belgrade (Serbia)





NBA CHAMPIONIS BY YEAR

SEASON	CHAMPION	COACH	OPONENT	W/L
1946-47	Philadelphia	Gotlieb	CHI	4-1
1947-48	Baltimore	Jeannette	PHI	4-2
<b>1948-49</b>	<b>Minneapolis</b>	<b>Kundla</b>	<b>WAS</b>	<b>4-2</b>
<b>1949-50</b>	<b>Minneapolis</b>	<b>Kundla</b>	<b>SYR</b>	<b>4-2</b>
1950-51	Rochester	Harrison	NYK	4-3
<b>1951-52</b>	<b>Minneapolis</b>	<b>Kundla</b>	<b>NYK</b>	<b>4-3</b>
<b>1952-53</b>	<b>Minneapolis</b>	<b>Kundla</b>	<b>NYK</b>	<b>4-1</b>
<b>1953-54</b>	<b>Minneapolis</b>	<b>Kundla</b>	<b>SYR</b>	<b>4-3</b>
1954-55	Syracuse	Cervi	FTW	4-3
1955-56	Philadelphia	Senesky	FTW	4-1
1956-57	Boston	Auerbach	STL	4-3
1957-58	St. Louis	Hannum	BOS	4-2
1958-59	Boston	Auerbach	MIN	4-0
1959-60	Boston	Auerbach	STL	4-3
1960-61	Boston	Auerbach	STL	4-1
1961-62	Boston	Auerbach	LAL	4-3
1962-63	Boston	Auerbach	LAL	4-2
1963-64	Boston	Auerbach	SFW	4-1
1964-65	Boston	Auerbach	LAL	4-1
1965-66	Boston	Auerbach	LAL	4-3
1966-67	Philadelphia	Hannum	SFW	4-2
1967-68	Boston	Russell	LAL	4-2
1968-69	Boston	Russell	LAL	4-3
1969-70	New York	Holzman	LAL	4-3
1970-71	Milwaukee	Costello	BAL	4-0
<b>1971-72</b>	<b>Los Angeles</b>	<b>Sharman</b>	<b>NYK</b>	<b>4-1</b>
1972-73	New York	Holzman	LAL	4-1
1973-74	Boston	Heinsohn	MIL	4-3
1974-75	Golden State	Attles	WAS	4-0
1975-76	Boston	Heinsohn	PHX	4-2
1976-77	Portland	Ramsay	PHI	4-2
1977-78	Washington	Motta	SEA	4-3
1978-79	Seattle	Wilkins	WAS	4-1
<b>1979-80</b>	<b>Los Angeles</b>	<b>Westhead</b>	<b>PHI</b>	<b>4-2</b>
1980-81	Boston	Fitch	HOU	4-2
<b>1981-82</b>	<b>Los Angeles</b>	<b>Riley</b>	<b>PHI</b>	<b>4-2</b>
1982-83	Philadelphia	Cunningham	LAL	4-0
1983-84	Boston	Jones	LAL	4-3
<b>1984-85</b>	<b>L.A. Lakers</b>	<b>Riley</b>	<b>BOS</b>	<b>4-2</b>
1985-86	Boston	Jones	HOU	4-2
<b>1986-87</b>	<b>L.A. Lakers</b>	<b>Riley</b>	<b>BOS</b>	<b>4-2</b>
<b>1987-88</b>	<b>L.A. Lakers</b>	<b>Riley</b>	<b>DET</b>	<b>4-3</b>
1988-89	Detroit	Daly	LAL	4-0
1989-90	Detroit	Daly	POR	4-1
1990-91	Chicago	Jackson	LAL	4-1
1991-92	Chicago	Jackson	POR	4-2
1992-93	Chicago	Jackson	PHX	4-2
1993-94	Houston	Tomjanovich	NYK	4-3
1994-95	Houston	Tomjanovich	ORL	4-0
1995-96	Chicago	Jackson	SEA	4-2
1996-97	Chicago	Jackson	UTA	4-2
1997-98	Chicago	Jackson	UTA	4-2
1998-99	San Antonio	Popovich	NYK	4-1
<b>1999-00</b>	<b>L.A. Lakers</b>	<b>Jackson</b>	<b>IND</b>	<b>4-2</b>
<b>2000-01</b>	<b>L.A. Lakers</b>	<b>Jackson</b>	<b>PHI</b>	<b>4-1</b>
<b>2001-02</b>	<b>L.A. Lakers</b>	<b>Jackson</b>	<b>NJN</b>	<b>4-0</b>
2002-03	San Antonio	Popovich	NJN	4-2
2003-04	Detroit	Brown	LAL	4-1
2004-05	San Antonio	Popovich	DET	4-3
2005-06	Miami	Riley	DAL	4-2
2006-07	San Antonio	Popovich	CLE	4-0
2007-08	Boston	Rivers	LAL	4-2
<b>2008-09</b>	<b>L.A. Lakers</b>	<b>Jackson</b>	<b>ORL</b>	<b>4-1</b>
<b>2009-10</b>	<b>L.A. Lakers</b>	<b>Jackson</b>	<b>BOS</b>	<b>4-3</b>
2010-11	Dallas	Carlisle	MIA	4-2
2011-12	Miami	Spoelstra	OKC	4-1
2012-13	Miami	Spoelstra	SAS	4-3
2013-14	San Antonio	Popovich	MIA	4-1
2014-15	Golden State	Kerr	CLE	4-2





# NBA AWARD WINNERS

## MOST VALUABLE PLAYER (MAURICE PODOLOFF TROPHY)

1956	Bob Pettit	STL
1957	Bob Cousy	BOS
1958	Bill Russell	BOS
1959	Bob Pettit	STL
1960	Wilt Chamberlain	PHI
1961	Bill Russell	BOS
1962	Bill Russell	BOS
1963	Bill Russell	BOS
1964	Oscar Robertson	CIN
1965	Bill Russell	BOS
1966	Wilt Chamberlain	PHI
1967	Wilt Chamberlain	PHI
1968	Wilt Chamberlain	PHI
1969	Wes Unseld	BAL
1970	Willis Reed	NYK
1971	K. Abdul-Jabbar	MIL
1972	K. Abdul-Jabbar	MIL
1973	Dave Cowens	BOS
1974	<b>K. Abdul-Jabbar</b>	<b>LAL</b>
1975	Bob McAdoo	BUF
1976	<b>K. Abdul-Jabbar</b>	<b>LAL</b>
1977	<b>K. Abdul-Jabbar</b>	<b>LAL</b>
1978	Bill Walton	POR
1979	Moses Malone	HOU
1980	<b>K. Abdul-Jabbar</b>	<b>LAL</b>
1981	Julius Erving	PHI
1982	Moses Malone	HOU
1983	Moses Malone	PHI
1984	Larry Bird	BOS
1985	Larry Bird	BOS
1986	Larry Bird	BOS
1987	<b>Magic Johnson</b>	<b>LAL</b>
1988	Michael Jordan	CHI
1989	<b>Magic Johnson</b>	<b>LAL</b>
1990	<b>Magic Johnson</b>	<b>LAL</b>
1991	Michael Jordan	CHI
1992	Michael Jordan	CHI
1993	Charles Barkley	PHX
1994	Hakeem Olajuwon	HOU
1995	David Robinson	SAS
1996	Michael Jordan	CHI
1997	Karl Malone	UTA
1998	Michael Jordan	CHI
1999	Karl Malone	UTA
2000	<b>Shaquille O'Neal</b>	<b>LAL</b>
2001	Allen Iverson	PHI
2002	Tim Duncan	SAS
2003	Tim Duncan	SAS
2004	Kevin Garnett	MIN
2005	Steve Nash	PHX
2006	Steve Nash	PHX
2007	Dirk Nowitzki	DAL
2008	<b>Kobe Bryant</b>	<b>LAL</b>
2009	LeBron James	CLE
2010	LeBron James	CLE
2011	Derrick Rose	CHI
2012	LeBron James	MIA
2013	LeBron James	MIA
2014	Kevin Durant	OKC
2015	Stephen Curry	GSW

## BILL RUSSELL NBA FINALS MVP

1969	<b>Jerry West</b>	<b>LAL</b>
1970	Willis Reed	NYK
1971	K. Abdul-Jabbar	MIL
1972	<b>Wilt Chamberlain</b>	<b>LAL</b>
1973	Willis Reed	NYK
1974	John Havlicek	BOS
1975	Rick Barry	GSW
1976	Jo Jo White	BOS
1977	Bill Walton	POR
1978	Wes Unseld	WAS
1979	Dennis Johnson	SEA
1980	<b>Magic Johnson</b>	<b>LAL</b>
1981	Cedric Maxwell	BOS
1982	<b>Magic Johnson</b>	<b>LAL</b>
1983	Moses Malone	PHI
1984	Larry Bird	BOS
1985	<b>K. Abdul-Jabbar</b>	<b>LAL</b>
1986	Larry Bird	BOS
1987	<b>Magic Johnson</b>	<b>LAL</b>
1988	<b>James Worthy</b>	<b>LAL</b>
1989	Joe Dumars	DET
1990	Isiah Thomas	DET
1991	Michael Jordan	CHI
1992	Michael Jordan	CHI
1993	Michael Jordan	CHI
1994	Hakeem Olajuwon	HOU
1995	Hakeem Olajuwon	HOU
1996	Michael Jordan	CHI
1997	Michael Jordan	CHI
1998	Michael Jordan	CHI
1999	Tim Duncan	SAS
2000	<b>Shaquille O'Neal</b>	<b>LAL</b>
2001	<b>Shaquille O'Neal</b>	<b>LAL</b>
2002	<b>Shaquille O'Neal</b>	<b>LAL</b>
2003	Tim Duncan	SAS
2004	Chauncey Billups	DET
2005	Tim Duncan	SAS
2006	Dwyane Wade	MIA
2007	Tony Parker	SAS
2008	Paul Pierce	BOS
2009	<b>Kobe Bryant</b>	<b>LAL</b>
2010	<b>Kobe Bryant</b>	<b>LAL</b>
2011	Dirk Nowitzki	DAL
2012	LeBron James	MIA
2013	LeBron James	MIA
2014	Kawhi Leonard	SAS
2015	Andre Iguodala	GSW

## SPORTSMANSHIP AWARD

1996	Joe Dumars	DET
1997	Terrell Brandon	CLE
1998	Avery Johnson	SAS
1999	Hersey Hawkins	SEA
2000	Eric Snow	PHI
2001	David Robinson	SAS
2002	Steve Smith	SAS
2003	Ray Allen	SEA
2004	P.J. Brown	NOH
2005	Grant Hill	ORL
2006	Elton Brand	LAC
2007	Luol Deng	CHI
2008	Grant Hill	PHX
2009	Chauncey Billups	DEN
2010	Grant Hill	PHX
2011	Stephen Curry	GSW
2012	Jason Kidd	DAL
2013	Jason Kidd	NYK
2014	Mike Conley	MEM
2015	Kyle Korver	ATL

## DEFENSIVE PLAYER OF THE YEAR

1983	Sidney Moncrief	MIL
1984	Sidney Moncrief	MIL
1985	Mark Eaton	UTA
1986	Alvin Robertson	SAS
1987	<b>Michael Cooper</b>	<b>LAL</b>
1988	Michael Jordan	CHI
1989	Mark Eaton	UTA
1990	Dennis Rodman	DET
1991	Dennis Rodman	DET
1992	David Robinson	SAS
1993	Hakeem Olajuwon	HOU
1994	Hakeem Olajuwon	HOU
1995	Dikembe Mutombo	SEA
1996	Gary Payton	DEN
1997	Dikembe Mutombo	ATL
1998	Dikembe Mutombo	ATL
1999	Alonzo Mourning	MIA
2000	Alonzo Mourning	MIA
2001	Dikembe Mutombo	PHI
2002	Ben Wallace	DET
2003	Ben Wallace	DET
2004	Ron Artest	IND
2005	Ben Wallace	DET
2006	Ben Wallace	DET
2007	Marcus Camby	DEN
2008	Kevin Garnett	BOS
2009	Dwight Howard	ORL
2010	Dwight Howard	ORL
2011	Dwight Howard	ORL
2012	Tyson Chandler	NYK
2013	Marc Gasol	MEM
2014	Joakim Noah	CHI
2015	Kawhi Leonard	SAS

## SIXTH MAN AWARD

1983	Bobby Jones	PHI
1984	Kevin McHale	BOS
1985	Kevin McHale	BOS
1986	Bill Walton	BOS
1987	Ricky Pierce	MIL
1988	Roy Tarpley	DAL
1989	Eddie Johnson	PHX
1990	Ricky Pierce	MIL
1991	Detlef Schrempf	IND
1992	Detlef Schrempf	IND
1993	Cliff Robinson	POR
1994	Dell Curry	CHA
1995	Anthony Mason	NYK
1996	Toni Kukoc	CHI
1997	John Starks	NYK
1998	Danny Manning	PHX
1999	Darrell Armstrong	ORL
2000	Rodney Rogers	PHX
2001	Aaron McKie	PHI
2002	Corliss Williamson	DET
2003	Bobby Jackson	SAC
2004	Antawn Jamison	DAL
2005	Ben Gordon	CHI
2006	Mike Miller	MEM
2007	Leandro Barbosa	PHX
2008	Manu Ginobili	SAS
2009	Jason Terry	DAL
2010	Jamal Crawford	ATL
2011	<b>Lamar Odom</b>	<b>LAL</b>
2012	James Harden	OKC
2013	J.R. Smith	NYK
2014	Jamal Crawford	LAC
2015	Lou Williams	TOR

## ROOKIE OF THE YEAR (EDDIE GOTTLIEB TROPHY)

1953	Don Meineke	FTW
1954	Ray Felix	BAL
1955	Bob Pettit	MIL
1956	Maunce Stokes	ROC
1957	Tom Heinsohn	BOS
1958	Woody Sauldsberry	PHI
1959	<b>Elgin Baylor</b>	<b>MIN</b>
1960	Wilt Chamberlain	PHI
1961	Oscar Robertson	CIN
1962	Walt Bellamy	CHI
1963	Terry Dischinger	CHI
1964	Jerry Lucas	CIN
1965	Willis Reed	NYK
1966	Rick Barry	SWF
1967	Dave Bing	DET
1968	Earl Monroe	BAL
1969	Wes Unseld	BAL
1970	K. Abdul-Jabbar	MIL
1971	Geoff Petrie	POR
	Dave Cowens	BOS
1972	Sidney Wicks	POR
1973	Bob McAdoo	BUF
1974	Ernie DiGregorio	UTA
1975	Keith Wikes	GSW
1976	Alvan Adams	PHX
1977	Adrian Dantley	PHX
1978	Walter Davis	PHX
1979	Phil Ford	KCK
1980	Larry Bird	BOS
1981	Darrell Griffith	UTA
1982	Buck Williams	NJN
1983	Terry Cummings	SDC
1984	Ralph Sampson	HOU
1985	Michael Jordan	CHI
1986	Patrick Ewing	NYK
1987	Chuck Person	IND
1988	Mark Jackson	NYK
1989	Mitch Richmond	GSW
1990	Dave Robinson	SAS
1991	Derrick Coleman	NJN
1992	Larry Johnson	CHA
1993	Shaquille O'Neal	ORL
1994	Chris Webber	DET
1995	Grant Hill	GSW
	Jason Kidd	DAL
1996	Damon Stoudamire	POR
1997	Allen Iverson	PHI
1998	Tim Duncan	SAS
1999	Vince Carter	TOR
2000	Elton Brand	CHI
	Steve Francis	HOU
2001	Mike Miller	ORL
2002	Pau Gasol	MEM
2003	Amare Stoudemire	PHX
2004	LeBron James	CLE
2005	Emeka Okafor	CHA
2006	Chris Paul	NOK
2007	Brandon Roy	POR
2008	Kevin Durant	SEA
2009	Derrick Rose	CHI
2010	Tyrece Evans	LAC
2011	Blake Griffin	SAC
2012	Kyrie Irving	CLE
2013	Damian Lillard	POR
2014	Michael Carter-Williams	PHI
2015	Andrew Wiggins	MIN





**J. WALTER KENNEDY  
CITIZENSHIP AWARD**

1975	Wes Unseld	WAS
1976	Slick Watts	SEA
1977	Dave Bing	WAS
1978	Bob Lanier	DET
1979	Calvin Murphy	HOU
1980	Austin Carr	CLE
1981	Mike Glenn	NYK
1982	Kent Benson	DET
1983	Julius Erving	PHI
1984	Frank Layden	UTA
1985	Dan Issel	DEN
<b>1986</b>	<b>Michael Cooper</b>	<b>LAL</b>
	Rory Sparrow	NYK
	Isiah Thomas	DET
1988	Alex English	DEN
1989	Thurl Bailey	UTA
1990	Doc Rivers	ATL
1991	Kevin Johnson	PHX
<b>1992</b>	<b>Magic Johnson</b>	<b>LAL</b>
1993	Terry Porter	POR
1994	Joe Dumars	DET
1995	Joe O'Toole	ATL
1996	Chris Dudley	POR
1997	P. J. Brown	MIA
1998	Steve Smith	ATL
1999	Brian Grant	POR
2000	Vlade Divac	SAC
2001	Dikembe Mutombo	PHI
2002	Alonzo Mourning	MIA
2003	David Robinson	SAS
2004	Reggie Miller	IND
2005	Eric Snow	CLE
2006	Kevin Garnett	MIN
2007	Steve Nash	PHX
2008	Chauncey Billups	DET
2009	Dikembe Mutombo	HOU
2010	Samuel Dalembert	PHI
<b>2011</b>	<b>Metta World Peace</b>	<b>LAL</b>
<b>2012</b>	<b>Pau Gasol</b>	<b>LAL</b>
2013	Kenneth Faried	DEN
2014	Luol Deng	CLE
2015	Joakim Noah	CHI

**MOST IMPROVED PLAYER**

1986	Alvin Robertson	SAS
1987	Dale Ellis	SEA
1988	Kevin Duckworth	POR
1989	Kevin Johnson	PHX
1990	Rony Seikaly	MIA
1991	Scott Skiles	ORL
1992	Pervis Ellison	WAS
1993	M. Abdul-Rauf	DEN
1994	Don MacLean	WAS
1995	Dana Barros	PHI
1996	Gheorghie Muresan	WAS
1997	Isaac Austin	MIA
1998	Alan Henderson	ATL
1999	Darrell Armstrong	ORL
2000	Jalen Rose	IND
2001	Tracy McGrady	ORL
2002	Jermaine O'Neal	IND
2003	Gilbert Arenas	WAS
2004	Zach Randolph	POR
2005	Bobby Simmons	LAC
2006	Boris Diaw	PHX
2007	Monta Ellis	GSW
2008	Hedo Turkoglu	ORL
2009	Danny Granger	IND
2010	Aaron Brooks	HOU
2011	Kevin Love	MIN
2012	Ryan Anderson	ORL
2013	Paul George	IND
2014	Goran Dragic	PHX
2015	Jimmy Butler	CHI

**COACH OF THE YEAR  
(RED AUERBACH TROPHY)**

1963	Harry Gallatin	STL
1964	Alex Hannum	SFW
1965	Red Auerbach	BOS
1966	Dolph Schayes	PHI
1967	Johnny Kerr	CHI
1968	Richie Guerin	STL
1969	Gene Shue	BAL
1970	Red Holzman	NYK
1971	Dick Motta	CHI
<b>1972</b>	<b>Bill Sharman</b>	<b>LAL</b>
1973	Tom Heinsohn	BOS
1974	Ray Scott	DET
1975	Phil Johnson	KCK
1976	Bill Fitch	CLE
1977	Tom Nissalke	HOU
1978	Hubie Brown	ATL
1979	Cotton Fitzsimmons	KCK
1980	Bill Fitch	BOS
1981	Jack McKinney	IND
1982	Gene Shue	WAS
1983	Don Nelson	MIL
1984	Frank Layden	UTA
1985	Don Nelson	MIL
1986	Mike Fratello	ATL
1987	Mike Schuler	POR
1988	Doug Moe	DEN
1989	Cotton Fitzsimmons	PHX
<b>1990</b>	<b>Pat Riley</b>	<b>LAL</b>
1991	Don Chaney	HOU
1992	Don Nelson	GSW
1993	Pat Riley	NYK
1994	Lenny Wilkens	ATL
<b>1995</b>	<b>Del Harris</b>	<b>LAL</b>
1996	Phil Jackson	CHI
1997	Pat Riley	MIA
1998	Larry Bird	IND
1999	Mike Dunleavy	POR
2000	Doc Rivers	ORL
2001	Larry Brown	PHI
2002	Rick Carlisle	DET
2003	Gregg Popovich	SAS
2004	Hubie Brown	MEM
2005	Mike D'Antoni	PHX
2006	Avery Johnson	DAL
2007	Sam Mitchell	TOR
2008	Byron Scott	NOH
2009	Mike Brown	CLE
2010	Scott Brooks	OKC
2011	Tom Thibedeau	CHI
2012	Gregg Popovich	SAS
2013	George Karl	DEN
2014	Gregg Popovich	SAS
2015	Mike Budenholzer	ATL

**EXECUTIVE OF THE YEAR**

1973	Joe Axelson	KCO
1974	Eddie Donovan	BUF
1975	Dick Vertlieb	GSW
1976	Jerry Colangelo	PHX
1977	Ray Patterson	HOU
1978	Angelo Drossos	SAS
1979	Bob Ferry	BOS
1980	Red Auerbach	BOS
1981	Jerry Colangelo	PHX
1982	Bob Ferry	WAS
1983	Zollie Volchok	SEA
1984	Frank Layden	UTA
1985	Vince Boryla	DEN
1986	Stan Kasten	ATL
1987	Stan Kasten	ATL
1988	Jerry Krause	CHI
1989	Jerry Colangelo	PHX
1990	Bob Bass	SAS
1991	Bucky Buckwalter	POR
1992	Wayne Embry	CLE
1993	Jerry Colangelo	PHX
1994	Bob Whitsitt	SEA
<b>1995</b>	<b>Jerry West</b>	<b>LAL</b>
1996	Jerry Krause	CHI
1997	Bob Bass	CHA
1998	Wayne Embry	CLE
1999	Geoff Petrie	SAC
2000	John Gabriel	ORL
2001	Geoff Petrie	SAC
2002	Rod Thorn	NUN
2003	Joe Dumars	DET
2004	Jerry West	MEM
2005	Bryan Colangelo	PHX
2006	Elgin Baylor	LAC
2007	Bryan Colangelo	TOR
2008	Danny Ainge	BOS
2009	Mark Warkentien	DEN
2010	John Hammond	MIL
2011	Gar Forman	CHI
	Pat Riley	MIA
2012	Larry Bird	IND
2013	Masai Ujiri	DEN
2014	R.C. Buford	SAS
2015	Bob Myers	GSW





# NBA ALL-TIME SINGLE-GAME BESTS

## POINTS

Wilt Chamberlain	3/2/62	vs. NYK	100
<b>Kobe Bryant</b>	<b>1/22/06</b>	<b>vs. TOR</b>	<b>81</b>
Wilt Chamberlain	12/8/61	vs. LAL	78***
Wilt Chamberlain	1/13/62	vs. CHI	73
Wilt Chamberlain	11/62/62	at NYK	73
David Thompson	4/9/78	at DET	73
Wilt Chamberlain	11/3/62	at LAL	72
<b>Elgin Baylor</b>	<b>11/15/60</b>	<b>at NYK</b>	<b>71</b>
David Robinson	4/24/94	at LAC	71
Wilt Chamberlain	3/10/63	at SYR	70

## REBOUNDS

Wilt Chamberlain	11/24/60	vs. BOS	55
Bill Russell	2/5/60	vs. SYR	51
Bill Russell	11/16/57	vs. PHI	49
Bill Russell	3/11/65	vs. DET	49
Wilt Chamberlain	2/6/60	vs. SYR	45
Wilt Chamberlain	1/21/61	vs. LAL	45
Wilt Chamberlain	11/10/59	vs. NYK	43
Wilt Chamberlain	12/8/61	vs. LAL	43***
Bill Russell	1/20/63	vs. LAL	43
Wilt Chamberlain	3/6/65	vs. BOS	43

## FIELD GOALS MADE

Wilt Chamberlain	3/2/62	vs. NYK	36-63
Wilt Chamberlain	12/8/61	vs. LAL	31-62***
Wilt Chamberlain	12/16/67	at CHI	30-40
Rick Barry	3/26/74	vs. POR	30-45
Wilt Chamberlain	1/13/62	vs. CHI	29-48
Wilt Chamberlain	11/3/62	at LAL	29-48
Wilt Chamberlain	11/16/62	at NYK	29-43
<b>Wilt Chamberlain</b>	<b>2/9/69</b>	<b>vs. PHX</b>	<b>29-35</b>
<b>Elgin Baylor</b>	<b>11/15/60</b>	<b>at NYK</b>	<b>28-48</b>
Wilt Chamberlain	12/9/61	vs. CHI	28-48
Wilt Chamberlain	1/11/63	vs. LAL	28-47
Wilt Chamberlain	2/7/66	vs. LAL	28-43
David Thompson	4/9/78	at DET	28-38
<b>Kobe Bryant</b>	<b>1/22/06</b>	<b>vs. TOR</b>	<b>28-46</b>

## STEALS

Larry Kenon	12/26/76	at KCK	11
Kendall Gill	4/3/99	vs. MIA	11
<b>Jerry West</b>	<b>12/7/73</b>	<b>vs. SEA</b>	<b>10</b>
Larry Steele	11/16/74	vs. LAL	10
Fred Brown	12/3/76	at PHI	10
Gus Williams	2/22/78	at NJN	10
Eddie Jordan	3/23/79	at PHI	10
Johnny Moore	3/6/85	vs. IND	10
Fat Lever	3/9/85	vs. IND	10
Clyde Drexler	1/10/86	at MIL	10
Alvin Robertson	2/18/86	vs. PHX	10
Alvin Robertson	11/22/86	at LAC	10
Ron Harper	3/10/87	vs. PHI	10
Michael Jordan	1/29/88	vs. NJN	10
Alvin Robertson	1/11/89	vs. HOU	10*
Alvin Robertson	11/19/90	vs. UTA	10
Kevin Johnson	12/9/93	vs. WAS	10
Clyde Drexler	11/1/96	vs. SAC	10
Mookie Blaylock	4/14/98	vs. PHI	10
Michael Finley	1/23/01	vs. PHI	10
Brandon Roy	1/24/09	vs. WAS	10

## FREE THROWS MADE

Wilt Chamberlain	3/2/62	vs. NYK	28-32
Adrian Dantley	1/4/84	vs. HOU	28-29
Adrian Dantley	11/25/83	vs. DEN	27-31
Adrian Dantley	10/31/80	vs. DAL	26-29
Michael Jordan	2/26/87	vs. NJN	26-27
<b>Dwight Howard</b>	<b>3/12/13</b>	<b>at ORL</b>	<b>25-39</b>
Frank Selvy	12/2/54	vs. MIN	24-26
Willie Burton	12/13/94	vs. MIA	24-28
Allen Iverson	2/12/05	vs. ORL	24-27
LeBron James	3/12/06	vs. MIA	24-28
Kevin Durant	1/23/09	at LAC	24-26


## BLOCKED SHOTS

<b>Elmore Smith</b>	<b>10/28/73</b>	<b>vs. POR</b>	<b>17</b>
Manute Bol	1/25/86	vs. ATL	15
Manute Bol	2/26/87	vs. IND	15
Shaquille O'Neal	11/20/93	at NJN	15
<b>Elmore Smith</b>	<b>10/26/73</b>	<b>vs. DET</b>	<b>14</b>
<b>Elmore Smith</b>	<b>11/4/73</b>	<b>vs. HOU</b>	<b>14</b>
Mark Eaton	1/18/85	vs. POR	14
Mark Eaton	2/18/89	vs. SAS	14
George Johnson	2/24/81	vs. GSW	13
Mark Eaton	2/18/83	vs. POR	13
Darryl Dawkins	11/5/83	vs. PHI	13
Ralph Sampson	12/9/83	at CHI	13*
Manute Bol	2/2/90	vs. NJN	13
Shawn Bradley	4/7/98	vs. POR	13

## ASSISTS

Scott Skiles	12/30/90	vs. DEN	30
Kevin Porter	2/24/78	vs. HOU	29
Bob Cousy	2/27/59	vs. LAL	28
Guy Rodgers	3/14/63	vs. STL	28
John Stockton	1/15/91	vs. SAS	28
Geoff Huston	1/27/82	vs. GSW	27
John Stockton	12/19/89	at NYK	27
John Stockton	4/14/88	vs. POR	26
Ernie DiGregorio	1/1/74	at POR	25
Kevin Porter	3/9/79	vs. BOS	25
Kevin Porter	4/1/79	at PHX	25
Isiah Thomas	2/13/85	vs. DAL	25
Nate McMillan	2/23/87	vs. LAC	25
Kevin Johnson	4/6/94	vs. SAS	25
Jason Kidd	2/8/96	vs. UTA	25**





## YEAR IN REVIEW

- 92 Season Overall Statistics
- 92 Lakers Transactions
- 93 Home / Road Statistics
- 94 2014-15 Key Dates
- 95 Breakdown
- 96 Game-by-Game
- 97 Miscellaneous Statistics
- 98 Highs/Lows







## LAKERS 2014-15 KEY DATES

### 2014-15 LOS ANGELES LAKERS KEY DATES

- 10/28/14 vs. HOU Rookie Julius Randle suffers a fractured tibia in his right leg after just 14 minutes of action, sidelining the 19-year-old for the season. In addition to Randle, Carlos Boozer, Jordan Clarkson, Ed Davis, Jeremy Lin, and Ronnie Price all make their debuts for the Lakers.
- 11/30/14 vs. TOR At the 8:31 mark of the third quarter, Kobe Bryant reaches 6,000 assists for his career, and the only player in NBA history to notch 30,000 points and 6,000 assists. Bryant finished with 31 points, 11 rebounds, and 12 assists, becoming the oldest player (36 years, 99 days) to total 30+ points, 10+ rebounds, and 10+ assists in a game, taking the designation away from Larry Bird.
- 12/12/14 at SAS Nick Young hits a game-winning 30' three-pointer with 7.4 seconds remaining in overtime, turning a one point deficit into a two point lead. On the night, Young finishes with 29 points on 6-9 shooting from beyond-the-arc, including hitting his first five triples.
- 12/14/14 at MIN With a free throw at the 5:24 mark of the second quarter, Kobe Bryant scores the 32,293rd point of his career and surpasses Michael Jordan for third place on the NBA's all-time career scoring list.
- 12/26/14 at DAL All three starting frontcourt players have double-doubles for the Lakers: Jordan Hill (12 points/10 rebounds), Ed Davis (10 points/11 rebounds), and Wesley Johnson (11 points/10 rebounds). The last time all three members of the Lakers starting frontcourt achieved this feat was 4/2/13 at DAL, when Dwight Howard, Paul Gasol, and Kobe Bryant (starting at small forward) did so.
- 12/30/14 at DEN Kobe Bryant records his 21st career triple-double with 23 points, 11 rebounds, and 11 assists in just 31:40 of play, the fewest minutes he has needed to achieve a triple-double in his career.
- 1/15/15 vs. CLE In his 1,279th career game, Kobe Bryant dishes a career-high 17 assists, surpassing his previous high of 15 set 2/12/02 vs. WAS.
- 1/21/15 at NOP Kobe Bryant tears his right rotator cuff, an injury that eventually requires season-ending surgery.
- 2/4/15 at MIL Ed Davis has the best rebounding performance of his career, with 20 total rebounds and nine offensive caroms.
- 2/10/15 vs. DEN On "Lakers Wish Night," the Lakers organization donated \$4,000 to the Make-A-Wish Foundation of Greater Los Angeles, by virtue of making 16 free throws (\$250 donation for each made free throw). Carlos Boozer records the 400th double-double of his career, becoming just the 52nd player in NBA history to reach that plateau.
- 2/11/15 at POR The Lakers sink all 11 of their free throws, marking the first time since 11/17/13 vs. Detroit (10-10 FT) that the team shot perfect from the charity stripe for a game.
- 2/22/15 vs. BOS The Laker bench scores an NBA-high 84 points, accounting for 71.2% of the team's point total in a 118-111 overtime victory.
- 3/15/15 vs. ATL Los Angeles finishes with a +20 rebounding margin (54 to 34), including a 19-to-seven advantage on the offensive glass.
- 3/19/15 vs. UTA The Jazz are held to an opponent season-low 25 made field goals, the 11th time since the 1963-64 season that the Lakers have held the opposition to 25 field goals or fewer. Utah also fails to score a single second-chance point in the game. In addition, the Jazz muster just two offensive rebounds, an opponent season-low and the least for a Laker opponent since 4/11/12 at San Antonio, when the Spurs gathered just one offensive carom.
- 3/22/15 vs. PHI Jeremy Lin scores a season-high 29 points off the bench, tying for the most off the bench by a Laker this season (Nick Young).
- 3/24/15 at OKC Jordan Clarkson sets career-highs with 30 points and three blocks in addition to seven assists and four rebounds, becoming the first Laker since Kobe Bryant 3/6/07 to achieve those plateaus in a game. Additionally, Clarkson becomes the first Laker rookie since Eddie Jones in the 1994-95 season to score 30+ points in a game.
- 3/25/15 at MIN With 0.3 seconds remaining, Jordan Clarkson sinks the game-winning free throws to give Los Angeles a 101-99 overtime victory over the Timberwolves.
- 3/30/15 at PHI Jordan Clarkson hits the game-winning 3' layup with 0.9 seconds remaining in overtime to give the Lakers their sixth overtime win of the season. He also becomes the fifth rookie in Lakers franchise history to record at least 25 points (26) and 10 assists (11) in a game. In addition to Clarkson, Jabari Brown (22 points), and Wayne Ellington (20) finish with 20+ points, marking the only time this season that three Lakers score at least 20 points in the same game.
- 4/3/15 vs. POR Jordan Clarkson is honored with the NBA Rookie of the Month trophy for games played in March on-court before the game against the Trail Blazers, becoming the first-ever Laker to be honored with the award (first presented in 1981-82). Wesley Johnson ties career-highs with 15 rebounds, including 12 defensive caroms, for his third double-double of the season.
- 4/8/15 at DEN Dwight Buycks posts career-highs in points (15), field goals made (five), and minutes (33), and ties career marks in free throws made (four), rebounds (five), and assists (three) in his fourth game for the purple-and-gold.
- 4/10/15 vs. MIN The Lakers amass a season-high 35 assists on 41 made field goals including 12 helpers in the first quarter, setting a season-high for assists in a quarter. Ryan Kelly ties a career-high with five three-pointers made en route to a season-high 21 points.
- 4/12/15 vs. DAL Tarik Black grabs a career-high 19 rebounds, becoming the first Laker rookie since Leroy Ellis on 2/24/63 to have at least 19 rebounds in a game. Black's total was also the highest for any rookie in the NBA in 2014-15.
- 4/13/15 at SAC Ed Davis ties a career-high, collecting nine offensive rebounds. Jordan Clarkson tallies 23 points, six assists, five rebounds, and a career-high five steals, becoming just the fourth player to record such a line in the NBA in 2014-15. Clarkson also becomes the only Laker other than Kobe Bryant to record such stats in a game (and the youngest) since at least the 1985-86 season.
- 4/15/15 vs. SAC In the season finale, L.A. uses its 16th different starting lineup of the season, including Vander Blue becoming the 14th different Laker to start a game for the team in 2014-15. Blue and Jabari Brown are the only two guards amongst the eight healthy players available, each playing all 48 minutes of the game and scoring 15 and 32 points, respectively.







**RECORDS**

	RECORD	HOME	ROAD	OT
OVERALL	21-61	12-29	9-32	6-3
Atlantic	4-6	3-2	1-4	3-0
Central	5-5	4-1	1-4	1-1
Southeast	3-7	2-3	1-4	0-1
EASTERN	12-18	9-6	3-12	4-2
Southwest	2-16	0-9	2-7	1-0
Northwest	5-13	1-8	4-5	1-1
Pacific	2-14	2-6	0-8	0-0
WESTERN	9-43	3-23	6-20	2-1

**AT START OF:**

	OVERALL	HOME	ROAD
<b>2nd Quarter</b>			
Ahead:	11-14	7-9	4-5
Behind:	8-43	5-19	3-24
Tied:	2-4	0-1	2-3
<b>3rd Quarter</b>			
Ahead:	12-16	5-9	7-7
Behind:	9-41	7-19	2-22
Tied:	0-4	0-1	0-3
<b>4th Quarter</b>			
Ahead:	14-8	7-5	7-3
Behind:	7-52	5-23	2-29
Tied:	0-1	0-1	0-0

**BY FIELD GOAL PERCENTAGE**

	OVERALL	HOME	ROAD
-44%	8-42	4-21	4-21
45-49%	8-12	5-3	3-9
50-54%	5-7	3-5	2-2
55-59%	0-0	0-0	0-0
+60%	0-0	0-0	0-0

**RECORDS BY MONTH**

Month	W-L	PCT
October	0-3	.000
November	4-10	.286
December	6-9	.400
January	3-12	.200
February	3-7	.300
March	4-12	.250
April	1-8	.111
<b>TOTALS</b>	<b>21-61</b>	<b>.256</b>

**STREAKS**

	OVERALL	HOME	ROAD
Long Win	3	2	2
Long Loss	9	5	11

**HOME ATTENDANCE**

	TOTAL	AVERAGE	HIGH
Overall	768,244	18,738	18,997
Games	41		
Sellouts	32		

**RECORD VS. .500 TEAMS**

+ .500 TEAMS	- .500 TEAMS
9-36	12-23

**RECORD WHEN SCORING +/- 100**

	+ 100	- 100
Offense	17-24	4-37
Defense	8-47	13-14

**POINT DIFFERENTIALS**

	1	2	3	4	5	6	7	8	9	10	11
Won by	1	3	2	-	2	2	4	-	2	-	-
Lost by	3	-	3	2	3	5	10	2	3	3	1
Won by	12	13	14	15	16	17	18	19	20	21	22
Lost by	-	-	1	1	-	1	-	-	-	-	-
Won by	23	24	25	26	27	28	29	30	31	32	33
Lost by	2	-	1	-	-	1	-	1	-	-	-
Won by	34	35	36	37	38	39	40	41	42	43	44+
Lost by	1	-	-	-	-	-	-	-	-	-	-

**NBA HONORS**

PLAYER	HONOR
Kobe Bryant	*Western Conference All-Star (starter)
Jordan Clarkson	Western Conference Rookie of the Month (March)

*\*did not play due to injury*

**VS. OPPONENTS**

	OVERALL	HOME	ROAD
Atlanta	1-1	0-1	1-0
Boston	1-1	1-0	0-1
Brooklyn	0-2	0-1	0-1
Charlotte	1-1	1-0	0-1
Chicago	1-1	1-0	0-1
Cleveland	0-2	0-1	0-1
Dallas	0-4	0-2	0-2
Denver	1-3	0-2	1-1
Detroit	2-0	1-0	1-0
Golden State	1-3	1-1	0-2
Houston	1-2	0-2	1-0
Indiana	1-1	1-0	0-1
L.A. Clippers	0-4	0-2	0-2
Memphis	0-4	0-2	0-2
Miami	0-2	0-1	0-1
Milwaukee	1-1	1-0	0-1
Minnesota	3-1	1-1	2-0
New Orleans	0-4	0-2	0-2
New York	0-2	0-1	0-1
Oklahoma City	0-3	0-2	0-1
Orlando	1-1	1-0	0-1
Philadelphia	2-0	1-0	1-0
Phoenix	0-4	0-2	0-2
Portland	0-4	0-2	0-2
Sacramento	1-3	1-1	0-2
San Antonio	1-2	0-1	1-1
Toronto	1-1	1-0	0-1
Utah	1-2	0-1	1-1
Washington	0-2	0-1	0-1







**INDIVIDUAL GAME LEADERS**

(TIED FOR TEAM LEAD)

	PTS	REB	AST	STL	BLK	MIN
Black	1	8 (1)	-	4 (4)	5 (4)	-
Blue	-	-	1	-	-	1 (1)
Boozer	9 (2)	19 (4)	1	12 (9)	6 (5)	-
Brown	1	-	1	2 (1)	1 (1)	2 (1)
Bryant	22 (2)	8 (5)	20 (3)	16 (10)	3 (2)	22
Buysks	-	-	-	1	-	-
Clarkson	17 (2)	-	20 (5)	14 (4)	4 (3)	8
Davis	4 (3)	27 (5)	1 (1)	10 (8)	43 (21)	2
Ellington	3 (2)	1	1 (1)	7 (4)	1 (1)	17
Hill	10 (1)	24 (4)	1	7 (5)	21 (14)	4
Johnson	3	4	2 (1)	5 (5)	14 (8)	14 (1)
Kelly	3 (1)	-	2 (1)	5 (4)	9 (6)	3
Lin	9 (2)	-	31 (8)	22 (10)	10 (7)	6 (1)
Price	-	-	13 (4)	21 (11)	1 (1)	4
Sacre	-	1 (1)	-	4 (3)	15 (8)	-
Young	7	-	-	5 (5)	2 (2)	-

**DOUBLE-FIGURE GAMES**

(POINTS, REBOUNDS, ASSISTS)

	POINTS			REB	AST	DBL/DBL
	10-19	20-29	30-39			
Black	11	-	-	5	-	4
Blue	1	-	-	-	-	-
Boozer	40	5	-	12	-	10
Brown	7	2	1	-	-	-
Bryant	9	17	5	1	2	4
Buysks	2	-	-	-	-	-
Clarkson	22	10	1	-	2	2
Davis	31	1	-	19	-	6
Ellington	31	3	-	1	-	1
Hill	43	7	-	27	-	22
Johnson	37	1	-	4	-	3
Kelly	11	2	-	-	-	-
Lin	38	6	-	-	3	3
Price	7	-	-	-	1	-
Sacre	9	-	-	-	-	-
Young	20	8	-	-	-	-

**TRIPLE-DOUBLES**

	DATE	LINE
Bryant	11/30/14 vs. TOR	31 points, 11 rebounds, 12 assists
Bryant	12/30/14 at DEN	23 points, 11 rebounds, 11 assists

**STARTING LINEUPS**

PG	SG	C	PF	SF	W-L	%
Lin	Bryant	Hill	Boozer	Johnson	5-14	.263
Lin	Bryant	Hill	Davis	Johnson	0-1	.000
Price	Bryant	Hill	Davis	Johnson	5-9	.357
Price	Ellington	Hill	Davis	Johnson	1-3	.250
Price	Ellington	Hill	Davis	Kelly	1-1	.500
Lin	Ellington	Hill	Davis	Bryant	0-1	.000
Lin	Ellington	Hill	Davis	Johnson	0-2	.000
Clarkson	Ellington	Sacre	Hill	Kelly	1-4	.200
Clarkson	Ellington	Sacre	Black	Kelly	0-6	.000
Clarkson	Ellington	Sacre	Boozer	Kelly	3-4	.429
Clarkson	Ellington	Black	Hill	Johnson	2-5	.286
Clarkson	Lin	Black	Kelly	Johnson	1-6	.143
Clarkson	Ellington	Black	Kelly	Johnson	1-1	.500
Clarkson	Brown	Black	Kelly	Johnson	1-2	.333
Clarkson	Brown	Black	Hill	Kelly	0-1	.000
Brown	Blue	Black	Hill	Kelly	0-1	.000

**INJURY-ILLNESS / SUSPENSION /**

**INACTIVE**

Player	Date	Gm. Missed	Record
<b>Tarik Black</b>			
Inactive*	12/28	1	0-1
Right ankle sprain	1/21-1/23	2	0-2
<b>Carlos Boozer</b>			
Strained left shoulder	11/23	1	0-1
Upper respiratory infection	3/27-3/29	2	0-2
<b>Kobe Bryant</b>			
Rest	12/23-12/26, 1/5, 1/9-1/11, 1/16-1/19	8	2-6
Right rotator cuff tear	1/23-1/27	3	0-3
Right rotator cuff surgery	1/29-4/1	28	8-20
Right rotator cuff surgery*	4/3-4/15	8	1-7
<b>Jordan Clarkson</b>			
Sprained left ankle	4/15	1	0-1
<b>Wayne Ellington</b>			
Concussion	10/28	1	0-1
Personal reasons	11/11-11/19	6	2-4
Right shoulder separation	4/3-4/15	8	1-7
<b>Xavier Henry</b>			
Ruptured left Achilles tendon	11/26-12/26	16	6-10
<b>Jordan Hill</b>			
Hip flexor strain	2/4-2/11	5	0-5
<b>Wesley Johnson</b>			
Strained right hip flexor	1/5-1/9	3	1-2
Sprained left ankle	4/13-4/15	2	0-2
<b>Ryan Kelly</b>			
Sore right hamstring	10/28-11/1, 11/9-11/12	7	1-6
Torn right hamstring	11/18-12/30	22	9-13
<b>Jeremy Lin</b>			
Upper respiratory infection	3/29-3/30	2	1-1
Sore left knee	4/8-4/15	5	1-4
<b>Steve Nash</b>			
Sciatic pain*	10/28-3/30	73	20-53
<b>Ronnie Price</b>			
Suspension	11/14	1	0-1
Fractured nose, flu	1/7	1	0-1
Fractured nose, sore right elbow	1/16-1/19	2	0-2
Right elbow surgery	2/25-3/8	7	2-5
Right elbow surgery*	3/10-4/15	20	5-15
<b>Julius Randle</b>			
Tibia fracture, right leg	10/29-11/14	8	1-7
Tibia fracture, right leg *	11/16-4/15	73	20-53
<b>Nick Young</b>			
Torn ligament, right thumb*	10/28-11/16	10	1-9
Sprained right ankle	1/27-1/29	2	1-1
Sore left knee	2/25-3/16	11	3-8
Fracture, left kneecap	3/19-4/15	16	4-12

**TOTAL GAMES MISSED: 355 (339 due to injury)**

\* Indicates placement on the INACTIVE list  
# All statistics for games with Lakers ONLY





# 2014-15 MISCELLANEOUS STATISTICS / HIGH-LOW

## LAKERS SITUATIONAL RECORDS

When Lakers are ahead (or tied) after one quarter	13-18
When Lakers are behind after one quarter	8-43
When Lakers are ahead (or tied) at halftime	12-20
When Lakers are behind at halftime	9-41
When Lakers are ahead (or tied) after three quarters	14-9
When Lakers are behind after three quarters	7-52
When Lakers rebound (or equal) their opponent	13-28
When opponents rebound Lakers	8-33
When five Lakers score in double-figures	11-19
When six Lakers score in double-figures	5-12
When seven Lakers score in double-figures	3-2
When eight Lakers score in double-figures	0-0
When all five Lakers starters score in double-figures	4-3
When Lakers have more (or equal) assists than opponent	13-13
When Lakers have fewer assists than opponent	8-48

When Lakers have more turnovers than opponent	5-36
When Lakers have fewer (or equal) turnovers than opponent	16-25
When Lakers shoot more (or equal) free throws than opponent	9-25
When Lakers shoot fewer free throws than opponent	12-36
When Lakers score 100 or more points	17-24
When Lakers score under 100 points	4-37
When opponent scores 100 or more points	8-47
When opponent scores under 100 points	13-14
When Lakers' reserves outscore (or equal) opponent's reserves	17-41
When opponent's reserves outscore Lakers' reserves	4-20
When Lakers shoot .500 or better from the floor	5-7
When Lakers hold opponent under .400 from the floor	6-2

## LAKERS SINGLE-GAME HIGHS / LOWS

	HIGH			LOW		
Points	129	vs. TOR	11/30	73	vs. UTA	3/19
Win Margin	17	vs. ORL	1/9	1	vs. IND	1/4
FG Made	50	vs. CHI	1/29	27*	at NYK	2/1
FGA	106	vs. CHI	1/29	65	at UTA	1/16
FG % Game	.540	at ATL	11/18	.315	vs. MIA	1/13
FG % (Qtr.)	.708	at ATL	11/18	.150	at IND	12/15
FG % (Half)	.641	vs. CHA	11/9	.163	at IND	12/15
3-Pt. FG	14	at DEN	12/30	1	vs. HOU	1/25
3-Pt. FGA	29*	at DAL	12/26	7	at UTA	1/16
3-Pt. FG %	.600	vs. PHX	12/28	.077	vs. HOU	1/25
FT	34	vs. GSW	11/16	7	at MEM	3/6
FTA	43	vs. GSW	11/16	9	at MEM	3/6
FT %	1.000	at POR	2/11	.471	vs. UTA	3/19
Offensive Reb.	24	at DAL	12/26	4*	at DEN	12/30
Defensive Reb.	42*	vs. ORL	1/9	20*	at OKC	3/24
Rebounds	63	at DAL	12/26	28	at OKC	3/24
Assists	35	vs. MIN	4/10	7	at UTA	1/16
Steals	12*	at UTA	2/25	2*	at LAC	4/7
Blocks	10*	at PHI	3/30	0*	at POR	1/5
Turnovers	23	at PHX	1/19	4	at CHI	12/25

## OPP. SINGLE-GAME HIGHS / LOWS

	HIGH			LOW		
Points	140	at DAL	11/21	78	vs. MIA	1/13
Win Margin	34	at DAL	11/21	1*	vs. OKC	12/19
FG Made	51	at DAL	11/21	25	vs. UTA	3/19
FGA	104*	vs. CHI	1/29	62	vs. UTA	3/19
FG % Game	.622	at DAL	11/21	.360	vs. PHI	3/22
FG % (Qtr.)	.778	at DAL	11/21	.182	vs. PHI	3/22
FG % (Half)	.650	at DAL	11/21	.289	vs. DET	3/10
3-Pt. FG	18*	at CLE	2/8	1	at MEM	3/6
3-Pt. FGA	44	vs. HOU	1/25	10	at MIN	12/14
3-Pt. FG %	.583	at UTA	2/25	.091	at MEM	3/6
FT	38	vs. LAC	3/28	8	at NYK	2/1
FTA	50	vs. HOU	10/28	10	at UTA	1/16
FT %	1.000	vs. POR	4/3	.537	vs. SAC	4/15
Offensive Reb.	20*	at PHI	3/30	2	vs. UTA	3/19
Defensive Reb.	44	at BOS	12/5	25*	vs. MIN	11/28
Rebounds	57*	at CHI	12/25	31	vs. MIN	11/28
Assists	37*	vs. MIN	11/28	14*	at MIN	3/25
Steals	16*	at GSW	3/16	1	at CHI	12/25
Blocks	12	at NOP	11/12	0*	vs. POR	1/11
Turnovers	21	at UTA	2/25	6	at LAC	1/7

## LAKERS HIGH/LOW QUARTERS, HALVES

	HIGH			LOW		
1st Quarter	35	at GSW	11/1	12*	vs. POR	4/3
2nd Quarter	37	at SAC	12/21	12	at IND	12/15
1st Half	67	at ATL	11/18	27	at IND	12/15
3rd Quarter	38	vs. MIN	11/28	14*	at MIL	2/4
Thru 3 Quarters	96	vs. MIN	11/28	53	vs. MIA	1/13
4th Quarter	36*	vs. MIL	2/27	11	vs. DEN	11/23
2nd Half	65	vs. CHA	11/9	35*	at TOR	3/27
1st Overtime	20	vs. TOR	11/30	6	at ORL	2/6
2nd Overtime	17	vs. CHI	1/29	17	vs. CHI	1/29

## OPP. HIGH/LOW QUARTERS, HALVES

	HIGH			LOW		
1st Quarter	38	at DAL	11/21	15	at MIN	3/25
2nd Quarter	40	vs. GSW	11/16	12	at ORL	2/6
1st Half	74	vs. GSW	11/16	33	vs. UTA	3/19
3rd Quarter	42	at DAL	11/21	11	vs. DET	3/10
Thru 3 Quarters	115	vs. GSW	11/16	58	vs. UTA	3/19
4th Quarter	35	vs. DEN	2/10	12	vs. PHI	3/22
2nd Half	72	at DAL	11/21	34	vs. MIA	1/13
1st Overtime	19	at MIL	2/4	5	vs. BOS	2/22
2nd Overtime	12	vs. CHI	1/29	12	vs. CHI	1/29

## LAKERS INDIVIDUAL HIGHS

	TOT	PLAYER	OPP	DATE
Points	44	Bryant	vs. GSW	11/16
Minutes	48	Blue/Brown	vs. SAC	4/15
FG Made	15	Bryant	vs. GSW	11/16
FG Attempts	37	Bryant	vs. PHX	11/4
3-Point FG	6	Young	at SAS	12/12
3-Point FGA	12*	Ellington	at MIL	2/4
FT Made	13	Young	at UTA	1/16
FT Attempts	16	Bryant	vs. GSW	11/16
Rebounds	20	Davis	at MIL	2/4
Assists	17	Bryant	vs. CLE	1/15
Steals	5*	Clarkson	at SAC	4/13
Blocks	4*	Kelly	at PHI	3/30

## OPPONENT INDIVIDUAL HIGHS

	TOT	PLAYER	OPP	DATE
Points	41	Thompson	at GSW	1/11
Minutes	49	Butler	vs. CHI	1/29
FG Made	14*	Harris	at ORL	2/6
FG Attempts	28	Lowry	vs. TOR	11/30
3-Point FG	7	Gallinari	at DEN	4/8
3-Point FGA	14	Gallinari	at DEN	4/8
FT Made	16	Butler	vs. CHI	1/29
FT Attempts	18	Butler	vs. CHI	1/29
Rebounds	25	Whiteside	at MIA	3/4
Assists	16*	Lawson	vs. DEN	2/10
Steals	6	Aminu	vs. DAL	3/8
Blocks	6	Davis	at NOP	11/12





## RECORDS & HISTORY

- 100** Season-by-Season Record
- 101** Championship / Coaching Summary
- 102** Lakers Honor Roll
- 105** Regular Season Records (Individual)
- 107** Regular Season Records (Team)
- 111** All-Time Single Game Highs
- 114** All-Time Triple-Doubles
- 115** Four-Point Plays
- 115** Margin of Victory / Defeat
- 116** Winning / Losing Streaks
- 117** Season-by-Season Leaders
- 119** Lakers NBA Team Leaders
- 120** Records by Month / Rank
- 121** Lakers Ranked in NBA Top 10
- 122** Home Attendance Records
- 123** All-Time Overtime Record
- 126** Offensive Stats by Season
- 127** Defensive Stats by Season
- 128** All-Time Numerical Roster
- 130** All-Time Collegiate Roster
- 132** D-League Experience
- 133** All-Time Career Leaders
- 134** Lakers Retired Numbers
- 136** Hall-of-Fame Minn. Lakers
- 138** Year-By-Year Results, Statistics & Roster
- 205** All-Time Draft Choices
- 208** All-Time Transactions
- 216** Management History
- 219** All-Time Roster with Stats



# SEASON-BY-SEASON RECORD

MINNEAPOLIS		REGULAR SEASON			PLAYOFFS			
Year	Coach	W-L	Pct	Home	Away	Neutral	W-L	Achievement
1948-49	John Kundla	44-16	.733	26-3	16-13	2-0	8-2	NBA Champions
1949-50	John Kundla	51-17	.750	30-1	18-16	3-0	10-2	NBA Champions
1950-51	John Kundla	<b>44-24</b>	<b>.647</b>	29-3	12-21	3-0	3-4	
1951-52	John Kundla	40-26	.606	21-5	13-19	6-2	9-4	NBA Champions
1952-53	John Kundla	<b>48-22</b>	<b>.686</b>	24-2	16-15	8-5	9-3	NBA Champions
1953-54	John Kundla	<b>46-26</b>	<b>.639</b>	21-4	13-15	12-7	9-4	NBA Champions
1954-55	John Kundla	40-32	.556	18-6	10-14	12-12	3-4	
1955-56	John Kundla	33-39	.458	13-12	6-21	14-6	1-2	
1956-57	John Kundla	34-38	.472	18-13	9-22	7-3	2-3	
1957-58	George Mikan (9-30)							
	John Kundla (10-23)	19-53	.264	13-17	4-22	2-14	--	
1958-59	John Kundla	33-39	.458	15-7	9-17	9-15	6-7	West Champions
1959-60	John Castellani (11-25)							
	Jim Pollard (14-25)	25-50	.333	9-13	9-22	7-15	5-4	

LOS ANGELES		REGULAR SEASON			PLAYOFFS			
Year	Coach	W-L	Pct	Home	Away	Neutral	W-L	Achievement
1960-61	Fred Schaus	36-43	.456	16-12	8-20	12-11	6-6	
1961-62	Fred Schaus	54-26	.675	26-5	18-13	10-8	7-6	West Champions
1962-63	Fred Schaus	53-27	.663	27-7	20-17	6-3	6-7	West Champions
1963-64	Fred Schaus	42-38	.525	24-12	15-21	3-5	2-3	
1964-65	Fred Schaus	49-31	.613	25-13	21-16	3-2	5-6	West Champions
1965-66	Fred Schaus	45-35	.563	27-11	13-21	4-3	7-7	West Champions
1966-67	Fred Schaus	36-45	.450	21-18	12-20	3-7	0-3	
1967-68	Bill van Breda Kolff	52-30	.634	30-11	18-19	4-0	10-5	West Champions
1968-69	Bill van Breda Kolff	55-27	.670	32-9	21-18	2-0	11-7	West Champions
1969-70	Joe Mullaney	46-36	.561	27-14	17-21	2-1	11-7	West Champions
1970-71	Joe Mullaney	48-34	.585	30-11	17-22	1-1	5-7	
1971-72	Bill Sharman	<b>69-13</b>	<b>.841</b>	36-5	31-7	2-1	12-3	NBA Champions
1972-73	Bill Sharman	60-22	.732	30-11	28-11	2-0	9-8	West Champions
1973-74	Bill Sharman	47-35	.573	30-11	17-24	--	1-4	
1974-75	Bill Sharman	30-52	.366	21-20	9-32	--	--	
1975-76	Bill Sharman	40-42	.488	31-10	9-32	--	--	
1976-77	Jerry West	<b>53-29</b>	<b>.646</b>	37-4	16-25	--	4-7	
1977-78	Jerry West	45-37	.549	29-12	16-25	--	1-2	
1978-79	Jerry West	47-35	.573	31-10	16-25	--	3-5	
1979-80	Jack McKinney (10-4)							
	Paul Westhead (50-18)	60-22	.732	37-4	23-18	--	12-4	NBA Champions
1980-81	Paul Westhead	54-28	.659	30-11	24-17	--	1-2	
1981-82	Paul Westhead (7-4)							
	Pat Riley (50-21)	57-25	.695	30-11	27-14	--	12-2	NBA Champions
1982-83	Pat Riley	58-24	.707	33-8	25-16	--	8-7	West Champions
1983-84	Pat Riley	54-28	.659	28-13	26-15	--	14-7	West Champions
1984-85	Pat Riley	62-20	.756	36-5	26-15	--	15-4	NBA Champions
1985-86	Pat Riley	62-20	.756	35-6	27-14	--	8-6	
1986-87	Pat Riley	<b>65-17</b>	<b>.793</b>	37-4	28-13	--	15-3	NBA Champions
1987-88	Pat Riley	<b>62-20</b>	<b>.756</b>	36-5	26-15	--	15-9	NBA Champions
1988-89	Pat Riley	57-25	.695	35-6	22-19	--	11-4	West Champions
1989-90	Pat Riley	<b>63-19</b>	<b>.768</b>	37-4	26-15	--	4-5	
1990-91	Mike Dunleavy	58-24	.707	33-8	25-16	--	12-7	West Champions
1991-92	Mike Dunleavy	43-39	.524	24-17	19-22	--	1-3	
1992-93	Randy Pfund	39-43	.476	20-21	19-22	--	2-3	
1993-94	Randy Pfund (27-37)							
	Bill Bertka (1-1)							
	Earvin Johnson (5-11)	33-49	.402	21-20	12-29	--	--	
1994-95	Del Harris	48-34	.585	29-12	19-22	--	5-5	
1995-96	Del Harris	53-29	.646	30-11	23-18	--	1-3	
1996-97	Del Harris	56-26	.683	31-10	25-16	--	4-5	
1997-98	Del Harris	61-21	.744	33-8	28-13	--	7-6	
1998-99	Del Harris (6-6)							
	Bill Bertka (1-0)							
	Kurt Rambis (24-13)	31-19	.620	18-7	13-12	--	3-5	
1999-00	Phil Jackson	<b>67-15</b>	<b>.817</b>	36-5	31-10	--	15-8	NBA Champions
2000-01	Phil Jackson	56-26	.683	31-10	25-16	--	15-1	NBA Champions
2001-02	Phil Jackson	58-24	.707	34-7	24-17	--	15-4	NBA Champions
2002-03	Phil Jackson	50-32	.610	31-10	19-22	--	6-6	
2003-04	Phil Jackson	56-26	.683	34-7	22-19	--	13-9	West Champions
2004-05	Rudy Tomjanovich (24-19)							
	Frank Hamblen (10-29)	34-48	.415	22-19	12-29	--	--	
2005-06	Phil Jackson	45-37	.549	27-14	18-23	--	3-4	
2006-07	Phil Jackson	42-40	.512	25-16	17-24	--	1-4	
2007-08	Phil Jackson	57-25	.695	30-11	27-14	--	14-7	West Champions
2008-09	Phil Jackson	65-17	.793	36-5	29-12	--	16-7	NBA Champions
2009-10	Phil Jackson	57-25	.695	34-7	23-18	--	16-7	NBA Champions
2010-11	Phil Jackson	57-25	.695	30-11	27-14	--	4-6	
2011-12	Mike Brown	41-25	.621	26-7	15-18	--	5-7	
2012-13	Mike Brown (1-4)							
	Bernie Bickerstaff (4-1)							
	Mike D'Antoni (40-32)	45-37	.549	29-12	16-25	--	0-4	
2013-14	Mike D'Antoni	27-55	.329	14-27	13-28	--	--	
2014-15	Byron Scott	21-61	.256	12-29	9-32	--	--	



# CHAMPIONSHIP / COACHING SUMMARY



# 23

## PACIFIC DIVISION CHAMPIONSHIPS

1970-71	1987-88
1971-72	1988-89
1972-73	1989-90
1973-74	1999-00
1976-77	2000-01
1979-80	2003-04
1981-82	2007-08
1982-83	2008-09
1983-84	2009-10
1984-85	2010-11
1985-86	2011-12
1986-87	

# 31

## WESTERN CONFERENCE CHAMPIONSHIPS

1948-49*	1967-68*	1987-88
1949-50*	1968-69*	1988-89
1951-52*	1969-70*	1990-91
1952-53*	1971-72	1999-00
1953-54*	1972-73	2000-01
1958-59*	1979-80	2001-02
1961-62*	1981-82	2003-04
1962-63*	1982-83	2007-08
1964-65*	1983-84	2008-09
1965-66*	1984-85	2009-10
	1986-87	

# 16

## NBA CHAMPIONSHIPS

1949*	1985
1950*	1987
1952*	1988
1953*	2000
1954*	2001
1972	2002
1980	2009
1982	2010

\* Franchise located in Minneapolis.

\* Western Division ... Above also represents  
NBA Finals appearances

### NBA CHAMPIONSHIPS WON BY FRANCHISE

Boston	17	Detroit	3	Dallas	1
<b>LAKERS</b>	<b>16</b>	Miami	3	Milwaukee	1
Chicago	6	Houston	2	Portland	1
San Antonio	5	New York	2	Sacramento	1
Golden State	4	Atlanta	1	Seattle	1
Philadelphia	3			Washington	1

### LAKERS ALL-TIME WIN/LOSS RECORD

	<u>Regular Season</u>	<u>Playoffs</u>
Minneapolis	457-382 (.514)	65-39 (.625)
Los Angeles	2761-1687 (.621)	373-257 (.592)
<b>All-Time</b>	<b>3218-2069 (.609)</b>	<b>438-296 (.597)</b>
GW Forum	968-313 (.756)	138-49 (.738)
STAPLES Center	451-197 (.696)	80-21 (.792)

### LAKERS ALL-TIME COACHING SUMMARY

	<u>Titles</u>	<u>REGULAR SEASON</u>		<u>PLAYOFFS</u>		<u>TOTAL</u>	
		<u>W-L</u>	<u>Pct.</u>	<u>W-L</u>	<u>Pct.</u>	<u>W-L</u>	<u>Pct.</u>
John Kundla*	5	423-302	.583	60-35	.632	483-337	.589
George Mikan*	0	9-30	.231	-	-	9-30	.231
John Castellani*	0	11-25	.306	-	-	11-25	.306
Jim Pollard*	0	14-25	.359	5-4	.556	19-29	.396
Fred Schaus	0	315-245	.563	33-38	.465	348-283	.552
Bill van Breda Kolff	0	107-57	.652	21-12	.636	128-69	.650
Joe Mullaney	0	94-70	.573	16-14	.533	110-84	.567
Bill Sharman	1	246-164	.600	22-15	.595	268-179	.600
Jerry West	0	145-101	.589	8-14	.364	153-115	.571
Jack McKinney	0	10-4	.714	-	-	10-4	.714
Paul Westhead	1	111-50	.689	13-6	.684	124-56	.689
Pat Riley	4	533-194	.733	102-47	.685	635-241	.725
Mike Dunleavy	0	101-63	.616	13-10	.565	114-73	.610
Randy Pfund	0	66-80	.452	2-3	.400	68-83	.450
Bill Bertka	0	2-1	.667	-	-	2-1	.667
Earvin Johnson	0	5-11	.313	-	-	5-11	.313
Del Harris	0	224-116	.659	17-19	.472	241-135	.641
Kurt Rambis	0	24-13	.658	3-5	.375	28-18	.609
Phil Jackson	5	610-292	.676	118-63	.652	728-355	.672
Rudy Tomjanovich	0	24-19	.558	-	-	24-19	.558
Frank Hamblen	0	10-29	.256	-	-	10-29	.256
Mike Brown	0	42-29	.592	5-7	.417	47-36	.566
Bernie Bickerstaff	0	4-1	.800	-	-	4-1	.800
Mike D'Antoni	0	67-87	.435	0-4	.000	67-91	.424
Byron Scott	0	21-61	.256	-	-	21-61	.256



\* Minneapolis



# LAKERS HONOR ROLL

## LAKERS ALL-STARS / TIMES SELECTED

Kobe Bryant	17	James Worthy	7	George Mikan	4	Eddie Jones	2	Dwight Howard	1
Jerry West	14	Vern Mikkelsen	6	Jim Pollard	4	Jamaal Wilkes	2	Darall Imhoff	1
K. Abdul-Jabbar	13	Slater Martin	5	Pau Gasol	3	Andrew Bynum	1	Clyde Lovellette	1
Ervin Johnson	12	Wilt Chamberlain	4	Rudy LaRusso	3	Cedric Ceballos	1	Norm Nixon	1
Elgin Baylor	11	Gail Goodrich	4	Larry Foust	2	Archie Clark	1	Frank Selvy	1
Shaquille O'Neal	7	Dick Garmaker	4	Rod Hundley	2	A.C. Green	1	Nick Van Exel	1

## ALL-STAR GAME YEAR-BY-YEAR

1950-51	Boston	Mikan (12 pts, 11 rebs), Mikkelsen (11 pts, 9 rebs), Pollard (4 pts, 5 ast)
1951-52	Boston	Mikan (26 pts, 15 rebs), Mikkelsen (12 pts, 10 rebs), Pollard (4 pts, 11 rebs, 5 ast)
1952-53	Ft. Wayne	Martin (5 pts, 2 rebs), <b>Mikan*</b> (22 pts, 16 rebs), Mikkelsen (6 pts, 6 rebs)
1953-54	New York	Martin (2 pts, 3 ast), Mikan (18 pts, 9 rebs), Pollard (23 pts)
1954-55	New York	Martin (5 pts, 5 ast), Mikkelsen (16 pts, 9 rebs), Pollard (17 pts, 4 rebs)
1955-56	Rochester	Lovellette (7 pts, 10 rebs), Martin (9 pts, 7 ast), Mikkelsen (16 pts, 9 rebs)
1956-57	Boston	Garmaker (10 pts, 7 rebs), Martin (8 pts, 3 ast), Mikkelsen (6 pts, 9 rebs)
1957-58	St. Louis	Foust (10 pts, 3 rebs), Garmaker (5 pts, 6 rebs)
1958-59	Detroit	<b>Baylor*</b> (24 pts, 11 rebs), Foust (8 pts, 9 rebs), Garmaker (5 pts, 2 rebs)
1959-60	Philadelphia	Baylor (25 pts, 13 rebs), Garmaker (11 pts, 4 rebs), Hundley (10 pts, 3 rebs)
1960-61	Syracuse	Baylor (15 pts, 10 rebs), Hundley (14 pts), West (9 pts)
1961-62	St. Louis	Baylor (32 pts, 9 rebs) LaRusso (DNP), Selvy (4 rebs), West (18 pts)
1962-63	Los Angeles	Baylor (17 pts, 14 rebs, 7ast), LaRusso (6 pts), West (13 pts, 7 rebs, 5 ast)
1963-64	Boston	Baylor (15 pts, 8 rebs, 5 ast), West (17 pts, 5 ast)
1964-65	St. Louis	Baylor (18 pts, 7 rebs), West (20 pts 5 rebs, 6 ast)
1965-66	Cincinnati	LaRusso (11 pts), West (4 pts)
1966-67	San Francisco	Baylor (20 pts, 5 rebs, 5 ast), Imhoff (7 rebs), West (16 pts, 6 ast)
1967-68	New York	Baylor (22 pts, 6 rebs), Clark (17 pts), West (17 pts, 6 rebs, 6ast)
1968-69	Baltimore	Baylor (21 pts, 9 rebs, 5 ast), Chamberlain (4 pts, 12 rebs), West (DNP-Injured)
1969-70	Philadelphia	Baylor (9 pts, 7 rebs), West (22 pts, 5 rebs, 5 ast)
1970-71	San Diego	Chamberlain (2 pts, 8rebs, 5ast), West (5 pts, 9 ast)
1971-72	Los Angeles	Chamberlain (8 pts, 10 rebs), Goodrich (4 pts), <b>West*</b> (13 pts, 6 rebs, 5 ast)
1972-73	Chicago	Chamberlain (2 pts, 7 rebs), Goodrich (2 pts), West (6 pts)
1973-74	Seattle	Goodrich (18 pts, 6 ast), West (DNP-Injured)
1974-75	Phoenix	Goodrich (4 pts, 4 ast)
1975-76	Philadelphia	Abdul-Jabbar (22 pts, 15 rebs)
1976-77	Milwaukee	Abdul-Jabbar (21 pts)
1977-78	Atlanta	NONE
1978-79	Detroit	Abdul-Jabbar (11 pts, 8 rebs)
1979-80	Landover	Abdul-Jabbar (17 pts, 16 rebs, 9 ast), Johnson (12 pts)
1980-81	Cleveland	Abdul-Jabbar (15 pts, 6 rebs, 4 ast), Wilkes (15 pts, 8 rebs, 3 ast)
1981-82	E. Rutherford	Abdul-Jabbar (2 pts, 3 rebs, 1 ast), Johnson (16 pts, 4 reb, 7 ast), Nixon (14 pts, 2 ast)
1982-83	Los Angeles	Abdul-Jabbar (20 pts, 6 rebs, 5 ast), Johnson (17 pts, 5 rebs, 16 ast), Wilkes (10 pts, 2 rebs, 2 ast)
1983-84	Denver	Abdul-Jabbar (25 pts, 13 rebs, 2 ast), Johnson (15 pts, 9 rebs, 22 ast)
1984-85	Indianapolis	Abdul-Jabbar (11 pts, 6 rebs), Johnson (21 pts, 15 ast)
1985-86	Dallas	Abdul-Jabbar (21 pts, 7 rebs), Johnson (6 pts, 15 ast), Worthy (20 pts)
1986-87	Seattle	Abdul-Jabbar (10 pts, 8 rebs), Johnson (9 pts, 7 rebs, 13 ast), Worthy (22 pts, 8 rebs)
1987-88	Chicago	Abdul-Jabbar (10 pts, 4 rebs), Johnson (17 pts, 6 rebs, 19 ast), Worthy (4 pts, 3 rebs)
1988-89	Houston	Abdul-Jabbar (4 pts, 3 rebs), Johnson (DNP-Injured), Worthy (8 pts, 2 rebs)
1989-90	Miami	Green (3 rebs), <b>Johnson*</b> (22 pts, 6 rebs), Worthy (2 pts, 4 rebs)
1990-91	Charlotte	Johnson (16 pts, 4 rebs, 3 ast), Worthy (9 pts, 2 rebs)
1991-92	Orlando	<b>Johnson*</b> (25 pts, 5 rebs, 9 ast), Worthy (9 pts, 4 rebs)
1992-93	Salt Lake City	NONE
1993-94	Minneapolis	NONE
1994-95	Phoenix	Ceballos (DNP - Injured)
1995-96	San Antonio	NONE
1996-97	Cleveland	Jones (10 pts, 1 reb, 1 ast), O'Neal (DNP-Injured)
1997-98	New York	Bryant (18 pts, 6 rebs), Jones (15 pts, 11 rebs), O'Neal (12 pts, 4 rebs), Van Exel (13 pts, 2 ast)
1998-99	NO GAME	
1999-00	Oakland	Bryant (15 pts, 3 ast), <b>O'Neal*</b> (22 pts, 9 rebs)
2000-01	Washington, DC	Bryant (19 pts, 7 rebs, 4 ast), O'Neal (DNP-Injured)
2001-02	Philadelphia	<b>Bryant*</b> (31 pts, 5 rebs, 5 ast), O'Neal (DNP-Injured)
2002-03	Atlanta	Bryant (22 pts, 7 rebs, 6 ast), O'Neal (19 pts, 13 rebs)
2003-04	Los Angeles	Bryant (20 pts, 4 rebs, 4 ast, 5 stl), <b>O'Neal*</b> (24 pts, 11 rebs)
2004-05	Denver	Bryant (16 points, 6 rebs, 7 ast, 3 stl)
2005-06	Houston	Bryant (8 points, 7 rebs, 8 ast, 3 stl)
2006-07	Las Vegas	<b>Bryant*</b> (31 pts, 5 rebs, 6 ast, 4 stl)
2007-08	New Orleans	Bryant (1 reb, 3 min)
2008-09	Phoenix	<b>Bryant*</b> (27 pts, 4 rebs, 4 ast, 4 stl), Gasol (14 pts, 8 rebs)
2009-10	Dallas	Bryant (DNP - Injured), Gasol (13 pts, 6 rebs, 1 stl)
2010-11	Los Angeles	<b>Bryant*</b> (37 pts, 14 rebs, 3 ast, 3 stl), Gasol (17 pts, 7 rebs, 2 ast, 2 blk)
2011-12	Orlando	Bryant (27 pts, 1 reb, 1 ast, 2 stl), Bynum (3 rebs, 1 ast, 1 blk)
2012-13	Houston	Bryant (9 pts, 4 reb, 8 ast, 2 stl, 2 blk), Howard (9 pts, 7 reb)
2013-14	New Orleans	Bryant (DNP - Injured)
2014-15	New York	Bryant (DNP - Injured)







**ALL-STAR WEEKEND ROOKIE GAME / ROOKIE-SOPHOMORE GAME PARTICIPANTS**

1993-94	Nick Van Exel	6 assists
1994-95	<b>Eddie Jones*</b>	25 points, 4 rebounds, 6 steals
1996-97	Kobe Bryant	31 points, 8 rebounds, 3 assists
	Derek Fisher	16 points, 6 assists
	Travis Knight	9 points, 4 assists
2006-07	Jordan Famar	12 points, 2 steals
	Andrew Bynum	7 points, 4 rebounds
2007-08	Jordan Famar	17 points, 12 assists, 4 steals

\* MVP

**ALL-STAR WEEKEND THREE-POINT SHOOTOUT PARTICIPANTS**

1986-87	Byron Scott
	Michael Cooper
1987-88	Byron Scott

**ALL-STAR WEEKEND SLAM DUNK PARTICIPANTS**

1983-84	Michael Cooper
1994-95	Antonio Harvey
1996-97	<b>Kobe Bryant*</b>
2009-10	Shannon Brown

\* Champion

**ALL-STAR GAME HEAD COACHES**

Pat Riley	(8)	1982, 1983, 1985, 1986, 1987, 1988, 1989, 1990
Fred Schaus	(4)	1963, 1964, 1966, 1967
Bill Sharman	(2)	1972, 1973
Phil Jackson	(2)	2000, 2009

**NBA ROOKIE OF THE YEAR**

Elgin Baylor	1958-59
--------------	---------

**ALL-NBA FIRST TEAM**

Kobe Bryant	(11)	2002, 2003, 2004, 2006, 2007, 2008, 2009, 2010, 2011, 2012, 2013
Elgin Baylor	(10)	1959, 1960, 1961, 1962, 1963, 1964, 1965, 1967, 1968, 1969
Jerry West	(10)	1962, 1963, 1964, 1965, 1966, 1967, 1970, 1971, 1972, 1973
Earvin Johnson	(9)	1983, 1984, 1985, 1986, 1987, 1988, 1989, 1990, 1991
Kareem Abdul-Jabbar	(6)	1976, 1977, 1980, 1981, 1984, 1986
George Mikan	(6)	1949, 1950, 1951, 1952, 1953, 1954
Shaquille O'Neal	(6)	1998, 2000, 2001, 2002, 2003, 2004
Jim Pollard	(2)	1949, 1950
Gail Goodrich	(1)	1974

**ALL-NBA SECOND TEAM**

Kareem Abdul-Jabbar	(4)	1978, 1979, 1983, 1985
Vern Mikkelsen	(4)	1951, 1952, 1953, 1955
Kobe Bryant	(2)	2000, 2001
Jim Pollard	(2)	1952, 1954
Slater Martin	(2)	1955, 1956
Jerry West	(2)	1968, 1969
Andrew Bynum	(1)	2012
Wilt Chamberlain	(1)	1972
Dick Garmaker	(1)	1957
Pau Gasol	(1)	2011
Earvin Johnson	(1)	1982
Clyde Lovellette	(1)	1956
Shaquille O'Neal	(1)	1999

**ALL-NBA THIRD TEAM**

Kobe Bryant	(2)	1999, 2005
Pau Gasol	(2)	2009, 2010
James Worthy	(2)	1990, 1991
Dwight Howard	(1)	2013
Shaquille O'Neal	(1)	1997

**NBA MOST VALUABLE PLAYER**

Kareem Abdul-Jabbar	(3)	1976, 1977, 1980
Earvin Johnson	(3)	1987, 1989, 1990
Shaquille O'Neal	(1)	2000
Kobe Bryant	(1)	2008

**NBA FINALS MOST VALUABLE PLAYER**

Earvin Johnson	(3)	1980, 1982, 1987
Shaquille O'Neal	(3)	2000, 2001, 2002
Kobe Bryant	(2)	2009, 2010
Jerry West	(1)	1969
Wilt Chamberlain	(1)	1972
Kareem Abdul-Jabbar	(1)	1985
James Worthy	(1)	1988

**NBA COACH OF THE YEAR**

Bill Sharman	(1)	1971-72
Pat Riley	(1)	1989-90
Del Harris	(1)	1994-95

**NBA DEFENSIVE PLAYER OF THE YEAR**

Michael Cooper	1986-87
----------------	---------

**NBA ALL-DEFENSIVE FIRST TEAM**

Kobe Bryant	(9)	2000, 2003, 2004, 2006, 2007, 2008, 2009, 2010, 2011
Michael Cooper	(5)	1982, 1984, 1985, 1987, 1988
Jerry West	(4)	1970, 1971, 1972, 1973
Kareem Abdul-Jabbar	(3)	1979, 1980, 1981
Wilt Chamberlain	(2)	1972, 1973

**NBA ALL-DEFENSIVE SECOND TEAM**

Kareem Abdul-Jabbar	(4)	1976, 1977, 1978, 1984
Kobe Bryant	(3)	2001, 2002, 2012
Michael Cooper	(3)	1981, 1983, 1986
Shaquille O'Neal	(3)	2000, 2001, 2003
Eddie Jones	(2)	1998, 1999
A.C Green	(1)	1989
Jim Price	(1)	1974
Jerry West	(1)	1969

**NBA SIXTH MAN OF THE YEAR**

Lamar Odom	2010-11
------------	---------

**NBA EXECUTIVE OF THE YEAR**

Jerry West	1994-95
------------	---------

**J. WALTER KENNEDY CITIZENSHIP AWARD**

Michael Cooper	1985-86
Earvin Johnson	1991-92
Metta World Peace	2010-11
Pau Gasol	2011-12

**KIA COMMUNITY ASSIST AWARD**

Pau Gasol	2011-12
-----------	---------





# LAKERS HONOR ROLL

## NBA ALL-ROOKIE TEAM

Bill Hewitt	1968-69	James Worthy	1982-83
Dick Garrett	1969-70	Byron Scott	1983-84
Jim Price	1972-73	Vlade Divac	1989-90
Brian Winters	1974-75	Eddie Jones	1994-95
Norm Nixon	1977-78	Jordan Clarkson	2014-15
Earvin Johnson	1979-80		

## NBA ALL-ROOKIE SECOND TEAM

Nick Van Exel	1993-94	Travis Knight	1996-97
Kobe Bryant	1996-97		

## BASKETBALL HALL OF FAME (INDUCTION YEAR)

George Mikan	1959
Elgin Baylor	1977
Jim Pollard	1978
Wilt Chamberlain	1979
Pete Newell (contributor)	1979, 2010*
Jerry West	1980, 2010*
Slater Martin	1982
Clyde Lovellette	1988
Connie Hawkins	1992
John Kundla (coach)	1995
Vern Mikkelsen	1995
Kareem Abdul-Jabbar	1995
Gail Goodrich	1996
Bob McAdoo	2000
Earvin Johnson	2002, 2010^
Chick Hearn (contributor)	2003
James Worthy	2003
Bill Sharman (coach)	2004
Phil Jackson (coach)	2007
Adrian Dantley	2008
Pat Riley (coach)	2008
Dr. Jerry Buss (contributor)	2010
Karl Malone	2010, 2010^
Bob Boozer (1960 US Olympic Team)	2010
Darrall Imhoff (1960 US Olympic Team)	2010
Dennis Rodman	2011
Tex Winter (coach)	2011
Jamaal Wilkes	2012
Gary Payton	2013
Mitch Richmond	2014
Spencer Haywood	2015

## NBA PLAYER OF THE WEEK (WEEK ENDING...)

Magic Johnson	(18)	4/7/91, 4/15/90, 1/1/89, 12/4/88, 12/13/87, 4/5/87, 3/22/87, 3/8/87, 2/15/87, 12/21/86, 3/9/86, 2/17/85, 2/26/84, 11/13/83, 4/10/83, 3/13/83, 3/16/80, 11/11/79
Kareem Abdul-Jabbar	(7)	3/24/85, 4/8/84, 2/12/84, 2/28/82, 12/21/80, 2/17/80, 12/9/79
Shaquille O'Neal	(7)	4/8/01, 3/12/00, 2/20/00, 12/5/99, 3/22/98, 11/16/97, 12/15/96
Kobe Bryant	(2)	12/24/00, 4/16/00
Cedric Ceballos	(2)	11/19/95, 12/25/94
Vlade Divac	(1)	3/26/95
Byron Scott	(1)	1/10/88

## NBA COACH OF THE MONTH

Pat Riley	(5)	December 1988, November 1986, November 1985, March 1985, January 1983
Phil Jackson	(3)	November 2001, February 2000, December 1999
Mike Dunleavy	(2)	November 1991, January 1991
Del Harris	(1)	April 1998

## NBA PLAYER OF THE MONTH

Shaquille O'Neal	(7)	April 2001, March 2000, February 2000, November 1999, April 1998, January 1998, December 1996
Magic Johnson	(6)	February 1990, March 1987, December 1986, February 1985, November 1983, October 1983
Kareem Abdul-Jabbar	(2)	March 1984, December 1979
Kobe Bryant	(1)	December 2000
Cedric Ceballos	(1)	December 1994
Eddie Jones	(1)	November 1997

## WESTERN CONF. PLAYER OF THE WEEK (WEEK ENDING...)

Kobe Bryant	(31)	4/14/13, 3/10/13, 2/24/13 1/15/12, 1/8/12, 3/27/11, 12/27/09, 12/20/09, 11/22/09, 3/16/09, 1/12/09, 12/29/08, 1/13/08, 3/2/08, 4/6/08, 3/25/07, 3/18/07, 4/16/06, 1/22/06, 12/25/05, 12/18/05, 11/13/05, 3/22/04, 2/17/04, 2/23/03, 2/2/03, 1/12/03, 12/8/02, 11/3/02, 1/20/02, 11/4/01
Shaquille O'Neal	(7)	3/15/04, 12/1/03, 4/6/03, 3/9/03, 3/10/02, 2/24/02, 2/3/02
Pau Gasol	(4)	10/31/10, 3/21/10, 2/23/09, 2/9/09
Andrew Bynum	(3)	4/15/12, 3/18/12, 1/26/09

## WESTERN CONF. PLAYER OF THE MONTH

Kobe Bryant	(15)	February 2013, January 2012, March 2011, December 2009, January 2009, December 2008, February 2008, April 2008, March 2007, December 2006, April 2006, January 2006, March 2004, January 2003, November 2001
Pau Gasol	(1)	February 2009
Shaquille O'Neal	(1)	March 2003

## WESTERN CONF. COACH OF THE MONTH

Phil Jackson	(5)	March 2011, November 2009, April 2008, November 2003, April 2003
Mike D'Antoni	(1)	April 2013

## WESTERN CONF. ROOKIE OF THE MONTH

Jordan Clarkson	(1)	March 2015
-----------------	-----	------------

## US OLYMPIC BASKETBALL TEAM MEMBERS

Kobe Bryant	2008, 2012	Adrian Dantley	1976
Lamar Odom	2004	Mitch Kupchak	1976
Gary Payton	2000, 1996	Jim Brewer	1972
Karl Malone	1996, 1992	Dwight Jones	1972
Shaquille O'Neal	1996	Spencer Haywood	1968
Earvin Johnson	1992	Charlie Scott	1968
J.R. Reid	1988	Jim Barnes	1964
Mitch Richmond	1988	Mel Counts	1964
Joe Kleine	1984	Walt Hazzard	1964
Sam Perkins	1984	Bob Boozer	1960
Sam Bowie	1980	Darrall Imhoff	1960
Kenny Carr	1976	Jerry West	1960
		Clyde Lovellette	1952



# REGULAR SEASON INDIVIDUAL RECORDS



## MOST POINTS

Game	81	Kobe Bryant	vs. TOR	1/22/06
Half	55	Kobe Bryant	vs. TOR	1/22/06
Quarter	30	Kobe Bryant	vs. UTA	11/30/06
	30	Kobe Bryant	vs. DAL	12/20/05
Season	2,832	Kobe Bryant		2005-06
Career	32,482	Kobe Bryant		1996-present

## MOST FG MADE

Game	29	Wilt Chamberlain	vs. PHX	2/9/69
Half	18	Kobe Bryant	vs. TOR	1/22/06
Quarter	11	Kobe Bryant	vs. TOR	1/22/06
	11	Kobe Bryant	at SEA	2/2/99
Season	1,029	Elgin Baylor		1962-63
Career	11,321	Kobe Bryant		1996-present

## MOST FG ATTEMPTED

Game	55	Elgin Baylor	vs. PHI	12/2/61
Half	28	Kobe Bryant	at BOS	11/17/02
	28	Elgin Baylor	at NYK	11/15/60
Quarter	18	Elgin Baylor	at NYK	11/15/60
Season	2,273	Elgin Baylor		1962-63
Career	25,087	Kobe Bryant		1996-present

## HIGHEST FG %

Game	1.000	Wilt Chamberlain (14-14)	vs. DET	3/11/69
Season	.727*	Wilt Chamberlain (min. 300 FGM)		1972-73
Career	.605	Wilt Chamberlain (min. 2000 FGM)		1969-73

## MOST FREE THROWS MADE

Game	25	Dwight Howard	at ORL	3/12/13
Half	17	Kobe Bryant	at CLE	1/30/01
Quarter	14	Kobe Bryant	at UTA	2/26/07
Consecutive	62	Kobe Bryant		2005-06
Season	840*	Jerry West		1965-66
Career	8,146	Kobe Bryant		1996-present

## MOST FREE THROWS ATTEMPTED

Game	39*	Dwight Howard	at ORL	3/12/13
Half	20	Dwight Howard	at ORL	3/12/13
	20	Shaquille O'Neal	at GSW	3/14/02
Quarter	17	Dwight Howard	at ORL	3/12/13
Season	977	Jerry West		1965-66
Career	9,730	Kobe Bryant		1996-present

## FREE THROW % (MIN. 18 ATT.)

Highest Game	1.000	Kobe Bryant (20-20)	at NYK	2/2/09
	1.000	Kobe Bryant (18-18)	at POR	4/10/13
	1.000	Earvin Johnson (18-18)	vs. UTA	4/11/91
	1.000	Jerry West (18-18)	vs. NYK	11/9/69
	1.000	Jerry West (18-18)	vs. DET	11/10/65
Season	.9112	Earvin Johnson (min. 125 FTM)		1988-89
Career	.877	Cazzie Russell (min. 200 FTM)		1974-77

## MOST 3-PT FG MADE

Game	12*	Kobe Bryant	vs. SEA	1/7/03
Half	8*	Kobe Bryant	vs. WAS	3/28/03
Quarter	6	Kobe Bryant	vs. SEA	1/7/03
Season	183	Nick Van Exel		1994-95
Career	1,694	Kobe Bryant		1996-present

## MOST 3-PT FG ATTEMPTED

Game	18	Kobe Bryant	vs. SEA	1/7/03
Half	13*	Sasha Vujacic	vs. MEM	3/28/08
Quarter	n/a	-	-	-
Season	518	Kobe Bryant		2005-06
Career	5,079	Kobe Bryant		1996-present

## 3-PT FIELD GOAL % (MIN. 6 ATT.)

Game	1.000	Kobe Bryant (7-7)	vs. PHI	1/6/06
	1.000	Nick Van Exel (6-6)	vs. VAN	11/16/97
Season	.441	Vladimir Radmanovic (min. 55 3FGM)		2008-09
Career	.400	Vladimir Radmanovic (min. 250 3FGA)		2006-09

## MOST REBOUNDS

Game	42	Wilt Chamberlain	vs. BOS	3/7/69
Half	27	Wilt Chamberlain	vs. BOS	3/7/69
Quarter	14	Happy Hairston	vs. PHI	11/15/74
	14	Wilt Chamberlain	vs. BOS	3/7/69
	14	Gene Wiley	vs. NYK	11/5/62
Season	1,712	Wilt Chamberlain		1968-69
Career	11,463	Elgin Baylor		1959-72

## MOST OFFENSIVE REBOUNDS (SINCE 1973-74)

Game	14	Shaquille O'Neal	at MEM	4/4/03
Half	9	Lamar Odom	vs. PHX	1/17/08
	9	Shaquille O'Neal	at MEM	4/4/03
	9	Happy Hairston	at CHI	2/16/75
Quarter	n/a	-	-	-
Season	355	Happy Hairston		1973-74
Career	2,494	Kareem Abdul-Jabbar		1975-89

## MOST DEFENSIVE REBOUNDS (SINCE 1973-74)

Game	29*	Kareem Abdul-Jabbar	vs. DET	12/14/75
Half	n/a	-	-	-
Quarter	13*	Happy Hairston	vs. PHI	11/15/74
Season	1,111*	Kareem Abdul-Jabbar		1975-76
Career	7,785	Kareem Abdul-Jabbar		1975-89

## MOST ASSISTS

Game	24	Earvin Johnson	vs. DEN	11/17/89
Half	24	Earvin Johnson	at PHX	19/90
Quarter	18	Earvin Johnson	vs. SEA	2/21/84
Quarter	12	Earvin Johnson	vs. SEA	2/21/84
Season	989	Earvin Johnson		1990-91
Career	10,141	Earvin Johnson		1979-91,96

## MOST STEALS (SINCE 1973-74)

Game	10	Jerry West	vs. SEA	12/7/73
Half	6	Kobe Bryant	vs. UTA	2/13/06
	6	Eddie Jones	at PHI	11/26/96
	6	Eddie Jones	vs. BOS	12/26/95
	6	Sedale Threatt	at POR	3/3/92
	6	Jerry West	vs. SEA	12/7/73
Quarter	n/a	-	-	-
Season	208	Earvin Johnson		1981-82
Career	1,882	Kobe Bryant		1996-present

## MOST BLOCKED SHOTS (SINCE 1973-74)

Game	17*	Elmore Smith	vs. POR	10/28/73
Half	11*	Elmore Smith	vs. POR	10/28/73
Quarter	6	Elmore Smith	vs. POR	10/28/73
Season	393	Elmore Smith		1973-74
Career	2,694	Kareem Abdul-Jabbar		1975-89



\* Denotes NBA Record



## REGULAR SEASON INDIVIDUAL RECORDS (OPPONENTS)

### MOST POINTS

Game	78	Wilt Chamberlain	at PHI (3OT)	12/8/61
	72	Wilt Chamberlain	vs. PHI	11/3/62
Half	39	Wilt Chamberlain	at PHI	2/7/66
Quarter	23	Wilt Chamberlain	at PHI	2/7/66

### MOST FG MADE

Game	31	Wilt Chamberlain	at PHI (3OT)	12/8/61
	29	Wilt Chamberlain	vs. PHI	11/3/62

### MOST FG ATTEMPTED

Game	62	Wilt Chamberlain	at PHI (3OT)	12/8/61
	48	Wilt Chamberlain	vs. PHI	11/3/62

### HIGHEST FG %

Game	1.000	Wilt Chamberlain	at PHI	1/20/67
		(15-15)		

### MOST FREE THROWS MADE

Game	24	Frank Selvy	vs. MIL	12/2/54
	22	Oscar Robertson	at CIN	12/18/64

### MOST FREE THROWS ATTEMPTED

Game	31	Wilt Chamberlain	at PHI (3OT)	12/8/61
	27	Gilbert Arenas	vs. WAS (OT)	12/17/06
	27	Dolph Schayes	vs. SYR	1/17/51
	24	Dwight Howard	at HOU	1/8/14
	24	Oscar Robertson	vs. CIN	12/3/65
	24	Walter Dukes	vs. DET	11/19/60

### FREE THROW %

Game	1.000	Dolph Schayes	vs. SYR	10/29/60
		(18-18)		

### MOST 3-PT FG MADE

Game	10	Peja Stojackovic	vs. NOH	11/6/07
------	----	------------------	---------	---------

### MOST 3-PT FG ATTEMPTED

Game	16	Jason Terry	vs. DAL	3/15/09
------	----	-------------	---------	---------

### 3-PT FIELD GOAL % (MIN. 6 ATT.)

Game	1.000	Kyle Korver (6-6)	vs. ATL	11/3/13
	1.000	Bruce Bowen (6-6)	at SAS	11/13/07
	1.000	Raja Bell (6-6)	vs. PHX	4/8/07
	1.000	Jason Richardson (6-6)	at GSW	12/10/02

### MOST REBOUNDS

Game	45	Wilt Chamberlain	at PHI	1/21/61
------	----	------------------	--------	---------

### MOST OFFENSIVE REBOUNDS (SINCE 1973-74)

Game	14	Joakim Noah	at CHI	12/15/09
	14	David Robinson	at SAS	4/2/91
	14	Moses Malone	at HOU	4/6/82

### MOST DEFENSIVE REBOUNDS (SINCE 1973-74)

Game	22	Truck Robinson	vs. NOJ	11/11/77
------	----	----------------	---------	----------

### MOST ASSISTS

Game	28	Bob Cousy	at BOS	2/27/59
	23	John Stockton	at UTA	4/12/90
	23	Kevin Porter	vs. DET	3/30/79
Half	19*	Bob Cousy	at BOS	2/27/59
Quarter	12	Bob Cousy	at BOS	2/27/59

### MOST STEALS (SINCE 1973-74)

Game	10	Larry Steele	vs. POR	11/16/74
------	----	--------------	---------	----------

### MOST BLOCKED SHOTS (SINCE 1973-74)

Game	10	Shawn Bradley	at DAL	3/4/97
	10	Shawn Kemp	vs. SEA	1/18/91
	10	David Robinson	vs. SAS	2/20/90



# REGULAR SEASON TEAM RECORDS (HIGHS)



## **MOST POINTS**

Game	162	vs. GSW	3/19/72
Half	91	vs. GSW	3/19/72
	91	vs. CHI	11/23/66
Quarter	51	vs. NYK	3/25/14
Season	9,937	121.2 per game	1967-68

## **MOST FG MADE**

Game	69	vs. DEN	4/9/82
	69	vs. GSW	3/19/72
Half	37	vs. GSW	3/19/72
Quarter	22	vs. CHI	1/23/66
Season	3,964	48.3 per game	1982-83

## **MOST FG ATTEMPTED**

Game	138	at PHI (3OT)	12/8/61
	135	at PHI	1/21/61
Half	73	at BOS	2/27/59
Quarter	39	at BOS	2/27/59
Season	8,466	104.5 per game	1966-67

## **HIGHEST FG %**

Game	.685	vs. NYK (63-92)	1/23/79
Season	.545*		1984-85

## **MOST FREE THROWS MADE**

Game	52	vs. NYK	11/13/57
	49	vs. SFW	1/20/68
Half	32	vs. PHI	2/15/57
Quarter	21	at CHI	12/17/91
	21	vs. PHI	12/19/71
	21	vs. CHI	1/25/66
Season	2,378		1961-62

## **MOST FREE THROWS ATTEMPTED**

Game	69	vs. STL (OT)	2/17/57
	66	vs. NYK	11/13/57
	64	vs. CHI	11/19/99
	64	vs. DET	11/23/67
Half	42	vs. PHI	2/15/57
Quarter	27	vs. LAC	11/5/00
	27	vs. CHI	1/25/66
Season	3,240		1961-62

## **FREE THROW % (MOST W/OUT A MISS)**

Game	1.000	at DEN (27-27)	1/30/91
Season	.802		1988-89

## **MOST 3-PT FG MADE**

Game	19	vs. SAC	2/28/14
	19	vs. WAS (OT)	12/17/06
Half	14	vs. SAC	2/28/14
Quarter	n/a	-	-
Season	774		2013-14

## **MOST 3-PT FG ATTEMPTED**

Game	45	vs. MEM	3/28/08
Season	2,032		2013-14

## **3-PT FIELD GOAL % (MIN. 5 ATT.)**

Game	1.000	at POR (6-6)	1/1/87
Season	.381		2013-14

## **MOST REBOUNDS (TEAM REBOUNDS NOT INCLUDED)**

Game	107	vs. IND (OT)	1/14/51
	101	vs. BOS	2/18/62
Half	55	at DET	1/9/66
Quarter	31	vs. STL	2/21/60
Season	5,816		1960-61

## **MOST OFFENSIVE REBOUNDS (SINCE 1973-74)**

Game	31	vs. LAC (2OT)	11/15/93
	30	vs. UTA	11/13/83
Half	n/a	-	-
Quarter	n/a	-	-
Season	1,365		1973-74

## **MOST DEFENSIVE REBOUNDS (SINCE 1973-74)**

Game	58	vs. SEA	10/19/73
Half	36*	vs. SEA	10/19/73
Quarter	n/a	-	-
Season	2,970		1973-74

## **MOST ASSISTS**

Game	51	vs. DEN	2/23/82
Half	28	vs. DET	11/24/72
Quarter	17	vs. DEN	2/23/82
Season	2,575*		1984-85

## **PERSONAL FOULS**

Game	48	vs. IND	3/9/53
	42	at SAC (OT)	1/4/07
	41	at UTA	10/29/83
Season	2,168		1966-67
DQs (Game)	5	vs. STL (OT)	2/17/57
DQs (Season)	60		1957-58

## **MOST STEALS (SINCE 1973-74)**

Game	23	vs. KCK	11/9/82
Half	n/a	-	-
Quarter	11	at DAL	12/13/94
	11	vs. CHI	3/12/82
Season	848		1981-82

## **MOST BLOCKED SHOTS (SINCE 1973-74)**

Game	21	vs. DEN	4/9/82
Half	n/a	-	-
Quarter	n/a	-	-
Season	653		1973-74

## **MOST TURNOVERS (SINCE 1970-71)**

Game	43	vs. SEA	2/15/74
Half	22	vs. SEA	2/15/74
Quarter	n/a	-	-
Season	1,913		1973-74

## **MOST VICTORIES**

Season	69		1971-72
Consecutive	33*		11/5/71-11/7/72
Home	.968	Minneapolis (30-1)	1949-50
	.902	Los Angeles (37-4)	1989-90
	.902	Los Angeles (37-4)	1986-87
	.902	Los Angeles (37-4)	1979-80
	.902	Los Angeles (37-4)	1976-77
Road	.816	Los Angeles (31-7)*	1971-72



\* Denotes NBA Record



# REGULAR SEASON TEAM RECORDS (LOWS)

(Records for fewest exclude games & seasons before 1954-55 (introduction of shot clock) shortended season in italics)

## FEWEST POINTS

Game	70	at CLE	11/5/02
Half	23	at DEN	11/13/09
Quarter	6	vs. CHI	11/20/77
Overtime	0*	vs. DET	12/1/89
Season	8,052	(98.2 ppg) - low total	2003-04
	4,950	(99.0 ppg) - low total	1998-99
	6,422	(97.3 ppg) - low average	2011-12

## FEWEST FG MADE

Game	20	at UTAH	11/3/04
Half	n/a	-	-
Quarter	2	at LAC	1/10/14
	2	at SAS	4/18/96
	2	at PHX	3/24/87
Season	2,895		2004-05
	1,841		1998-99

## FEWEST FG ATTEMPTED

Game	57	vs. IND	3/4/98
Half	n/a	-	-
Quarter	n/a	-	-
Season	6,536		1997-98
	3,935		1998-99

## LOWEST FG %

Game	.194	at SYR	11/4/51
	.294	at UTA (20-68)	11/3/04
Half	n/a	-	-
Quarter	.111	vs. MEM (2-18)	12/20/04
Season	.386		1960-61

## FEWEST FREE THROWS MADE

Game	2	vs. SDC	3/28/80
Half	n/a	-	-
Quarter	n/a	-	-
Season	1,390		2013-14
	1,027		1998-99

## FEWEST FREE THROWS ATTEMPTED

Game	3	vs. SDC	3/28/80
Half	n/a	-	-
Quarter	n/a	-	-
Season	1,835		2013-14
	1,503		1998-99

## FREE THROW %

Game	.278	vs. SEA (5-18)	12/8/00
Season	.650		1968-69

## FEWEST 3-PT FG MADE

Game	0	several, last at POR	1/5/12
Season	10		1982-83

## FEWEST 3-PT FG ATTEMPTED

Game	0	several, last at KCK	4/22/84
Season	94		1980-81
	94		1981-82

## 3-PT FIELD GOAL % (MOST 3FGA W/OUT A MAKE)

Game	.000	at POR (0-11)	1/5/12
	.000	vs. SAS (0-11)	3/9/01
	.000	at POR (0-11)	2/26/83
Half	.000	several	several
Quarter	.000	several	several
Season	.104	(10-96)*	1982-83

## FEWEST REBOUNDS (TEAM REB. NOT INCLUDED)

Game	23	at UTA	3/28/98
Half	n/a	-	-
Quarter	n/a	-	-
Season	3,298		1995-96
	2,101		1998-99

## FEWEST OFFENSIVE REBOUNDS (SINCE 1973-74)

Game	1	vs. OKC	3/9/14
	1	at CLE	3/19/06
Half	1	vs. IND	3/1/02
Quarter	0	several	several
Season	745		2013-14
	619		1998-99

## FEWEST DEFENSIVE REBOUNDS (SINCE 1973-74)

Game	12	at MIN	3/28/14
Half	n/a	-	-
Quarter	n/a	-	-
Season	2,196		1991-92
	1,482		1998-99

## FEWEST ASSISTS

Game	4	at BAL	11/14/64
	4	vs. SYR	11/28/61
Half	n/a	-	-
Quarter	0	several, last at MIL	2/4/15
Season	1,601		1964-65
	1,095		1998-99

## FEWEST PERSONAL FOULS

Game	8	vs. DAL	11/28/08
Half	n/a	-	-
Quarter	n/a	-	-
Season	1,467		2012-13
	1,109		2011-12

## FEWEST STEALS (SINCE 1973-74)

Game	0*	at OKC	3/5/13
	0*	at MIN	1/29/12
	0*	vs. HOU	1/7/05
Season	508		2004-05
	389		1998-99

## FEWEST BLOCKED SHOTS (SINCE 1973-74)

Game	0*	several, last at POR	1/5/15
Season	344		2004-05
	287		1998-99

## FEWEST TURNOVERS (SINCE 1970-71)

Game	3	vs. HOU	12/30/01
Half	n/a	-	-
Quarter	n/a	-	-
Season	1,040		2001-02
	754		1989-99

## DEFEATS

Season	.264	Minneapolis (19-53)	1957-58
	.256	Los Angeles (21-61)	2014-15
Consecutive	10		1993-94
Home	.409	Minneapolis (9-13)	1959-60
	.293	Los Angeles (12-29)	2014-15
Road	.154	Minneapolis (4-22)	1957-58
	.220	Los Angeles (9-32)	2014-15
	.220	Los Angeles (9-32)	1975-76
	.220	Los Angeles (9-32)	1974-75



# REGULAR SEASON OPPONENT TEAM RECORDS (HIGHS)



## MOST POINTS

Game	173	at BOS	2/27/59
	158	at PHI	3/18/68
Half	90	at BOS	2/27/59
	85	at PHI	3/18/68
Quarter	52	at BOS	2/27/59
	49	vs. HOU	4/8/14
	49	vs. BOS	3/19/93
Season	9,736		1966-67

## MOST FG MADE

Game	72	at BOS	2/27/59
	68	at PHI	3/18/68
Half	40	at BOS	2/27/59
	37	vs. DET	11/24/72
Quarter	23	at BOS	2/27/59
Season	3,797		1978-79

## MOST FG ATTEMPTED

Game	153*	vs. PHI (3OT)	12/8/61
	127	vs. DET	12/14/75
Half	81	vs. SFW	2/2/69
Quarter	47*	at BOS	2/27/59
	45	at DET	11/28/65
Season	8,553		1971-72

## HIGHEST FG %

Game	.671	at MIN	3/28/14
Half	n/a	-	-
Quarter	.938	vs. BOS	3/19/93
	.938	at PHI	12/2/66
Season	.490		1982-83

## MOST FREE THROWS MADE

Game	56	vs. BOS	11/28/54
	47	vs. WAS (OT)	12/17/06
	44	at UTA	11/29/83
Half	n/a	-	-
Quarter	22	at MIL	3/21/01
Season	1,778		1985-86

## MOST FREE THROWS ATTEMPTED

Game	67	vs. STL (OT)	2/17/57
	60	vs. WAS (OT)	12/17/06
	60	at UTA	11/29/83
Half	n/a	-	-
Quarter	n/a	-	-
Season	2,369		1985-86

## FREE THROW %

Game	1.000	several, last vs. POR	4/3/15
Most FTA w/o miss	1.000	at BUF (30-30)	11/18/75
Season	.780		2004-05

## MOST 3-PT FG MADE

Game	22	vs. PHX	11/14/10
Half	14	vs. HOU	2/19/14
Quarter	9	at PHX	4/5/05
Season	697		2014-15

## MOST 3-PT FG ATTEMPTED

Game	44	vs. HOU	1/25/15
Half	n/a	-	-
Quarter	15	twice, last vs. HOU	1/25/15
Season	1,921		2014-15

## 3-PT FIELD GOAL % (MIN. 4 ATT.)

Game	1.000	vs. SAS (4-4)	4/17/87
Season	.380	(465-1223)	2002-03

## MOST REBOUNDS (TEAM REBOUNDS NOT INCLUDED)

Game	105	at BOS	2/26/60
	98	vs. PHI (3OT)	12/8/61
	82	at CHI	2/12/71
Half	n/a	-	(Minneapolis era)
	49	at CHI	3/2/73
Quarter	35	at BOS	2/26/60
	26	at POR	2/19/72
Season	4,552		1970-71

## MOST OFFENSIVE REBOUNDS (SINCE 1973-74)

Game	36	vs. DET	12/14/75
Half	19	at DET	12/2/73
Quarter	14	vs. DET	12/14/75
Season	1,525		1973-74

## MOST DEFENSIVE REBOUNDS (SINCE 1973-74)

Game	50	at PHX	12/25/73
Half	28	at DAL	11/19/02
Quarter	n/a	-	-
Season	2,950		2013-14

## MOST ASSISTS

Game	48	vs. Rochester	1/23/57
	44	vs. DEN	11/6/84
	44	at CLE (4OT)	1/29/80
Half	26	vs. SFW	12/1/60
Quarter	16	at BOS	2/27/59
Season	2,389		1982-83

## PERSONAL FOULS

Game	50	vs. ROC	2/19/53
	42	vs. SAS	11/26/89
Half	n/a	-	-
Quarter	n/a	-	-
Season	2,151		1997-98

## MOST STEALS (SINCE 1973-74)

Game	25	at GSW	3/25/75
Half	n/a	-	-
Quarter	n/a	-	-
Season	822		1974-75

## MOST BLOCKED SHOTS (SINCE 1973-74)

Game	16	vs. OKC	11/22/09
Half	n/a	-	-
Quarter	n/a	-	-
Season	489		1994-95

## MOST TURNOVERS (SINCE 1970-71)

Game	35	vs. DET	2/10/76
Half	n/a	-	-
Quarter	n/a	-	-
Season	1,719		1973-74



\* Denotes NBA Record



# REGULAR SEASON OPPONENT TEAM RECORDS (LOWS)

(Records for fewest exclude games & seasons before 1954-55 (introduction of shot clock) shortened season in italics)

## FEWEST POINTS

Game	57	vs. CLE	1/11/11
Half	19	vs. LAC	12/14/99
Quarter	2*	vs. DAL	4/6/97
Season	7,566		1999-00
	4,799		1998-99

## FEWEST FG MADE

Game	21	vs. NYK	12/29/11
Half	7	vs. LAC	12/14/99
Quarter	0*	vs. DAL	4/6/97
	0*	vs. SAC	2/4/87
Season	2,838		1999-00
	1,759		1998-99

## FEWEST FG ATTEMPTED

Game	55	vs. ORL	2/28/06
Half	25	at SEA	1/23/01
Quarter	n/a	-	-
Season	6,547		2005-06
	3,992		1998-99

## LOWEST FG %

Game	.229*	at MIL (22-96)	11/6/54
	.284	at POR (27-95)	1/3/88
Half	.184	vs. LAC (7-38)	12/14/99
Quarter	.000*	vs. DAL (0-15)	4/6/97
	.000*	vs. SAC (0-18)	2/4/87
Season	.416		1999-00

## FEWEST FREE THROWS MADE

Game	3	vs. CHI	2/2/96
	3	vs. NYK	2/26/92
	3	vs. MIA	4/5/91
Half	0	several	several
Quarter	0	several	several
Season	1,167		2012-13
	1,167		1972-73
	901		2011-12

## FEWEST FREE THROWS ATTEMPTED

Game	4	at NOH	2/5/11
Half	0	several	several
Quarter	0	several	several
Season	1,583		1972-73
	1,215		2011-12

## FREE THROW %

Game	.231	vs. MIA (3-13)	4/5/91
Season	.708		1994-95

## FEWEST 3-PT FG MADE

Game	0	several, last at CLE	2/13/05
Half	0	several	several
Quarter	0	several	several
Season	42		1980-81

## FEWEST 3-PT FG ATTEMPTED

Game	0	several	several
Half	0	several	several
Quarter	0	several	several
Season	184		1980-81

## 3-PT FIELD GOAL %

Game	.000	several, last at CLE	2/13/05
Season	.206		1985-86

## FEWEST REBOUNDS (TEAM REB. NOT INCLUDED)

Game	22	vs. MIN	12/2/05
Half	22	vs. GSW	3/6/85
Quarter	7	at NOH	12/29/10
	7	vs. DAL	2/4/86
Quarter	3	at UTA	4/14/14
	3	at NOH	12/29/10
Season	3,292		2005-06
	2,031		1998-99

## FEWEST OFFENSIVE REBOUNDS (SINCE 1973-74)

Game	1	at SAS	4/11/12
Half	0	several	several
Quarter	0	several	several
Season	824		2014-15
	628		1998-99

## FEWEST DEFENSIVE REBOUNDS (SINCE 1973-74)

Game	10*	vs. UTA	4/1/90
Half	3	at NOH	12/29/10
Quarter	1	at NOH	12/29/10
Season	2,078		1984-85
	1,403		1998-99

## FEWEST ASSISTS

Game	3*	vs. BOS	11/25/56
	7	at NYK	12/23/07
	7	at LAC	3/12/98
Half	n/a	-	-
Quarter	0	several, last at DAL	3/21/12
Season	1,597		1999-00
	1,062		1998-99

## PERSONAL FOULS

Game	9	at BKN	3/29/15
Half	n/a	-	-
Quarter	0	several, last at DAL	3/21/12
Season	1,580		2013-14
	1,271		1998-99

## FEWEST STEALS (SINCE 1973-74)

Game	0*	several, last at NOH	2/5/11
Half	0	several	several
Quarter	0	several	several
Season	536		2005-06
	408		1998-99

## FEWEST BLOCKED SHOTS (SINCE 1973-74)

Game	0*	several, last vs. POR	1/11/15
Half	0	several	several
Quarter	0	several	several
Season	308		2003-04
	196		1998-99

## FEWEST TURNOVERS (SINCE 1970-71)

Game	3	at PHX	4/7/12
Half	n/a	-	-
Quarter	0	several, last vs. SAC	4/15/15
Season	965		2004-05
	716		1998-99





# ALL-TIME SINGLE GAME HIGHS



## POINTS

Kobe Bryant	vs. Toronto	1/22/06	81
Elgin Baylor	@ New York	11/15/60	71
Wilt Chamberlain	vs. Phoenix	2/9/69	66
Kobe Bryant	vs. Portland	3/16/07	65
Elgin Baylor	vs. Boston	1/18/59	64
Jerry West	vs. New York	1/17/62	63
Elgin Baylor	@ Philadelphia	12/8/61	63
Kobe Bryant	vs. Dallas	12/20/05	62
Kobe Bryant	@ New York	2/2/09	61
Shaquille O'Neal	@ LA Clippers	3/6/00	61
George Mikan	vs. Rochester	1/20/52	61
Kobe Bryant	@ Memphis	3/22/07	60
Wilt Chamberlain	vs. Cincinnati	1/26/69	60
Kobe Bryant	@ Charlotte	12/29/06	58
Elgin Baylor	@ Detroit	2/16/61	57
Elgin Baylor	vs. Syracuse	1/24/61	56
Kobe Bryant	vs. Memphis	1/14/02	56
Kobe Bryant	vs. Washington	3/28/03	55
Elgin Baylor	vs. Cincinnati (@ Det)	2/25/59	55
Kobe Bryant	vs. Memphis	3/28/08	53
Kobe Bryant	vs. Houston	3/30/07	53
Kobe Bryant	vs. Houston	12/15/06	53
Gail Goodrich	vs. Kansas City-Omaha	3/28/75	53
Jerry West	vs. Cincinnati	1/29/65	53
George Mikan	vs. Baltimore	2/26/49	53
Kobe Bryant	vs. Dallas	3/2/08	52
Kobe Bryant	vs. Utah	11/30/06	52
Kobe Bryant	vs. Houston	2/18/03	52
Elgin Baylor	vs. San Francisco	12/15/62	52
Elgin Baylor	vs. St. Louis	12/13/61	52
Elgin Baylor	vs. St. Louis	12/11/61	52
Elgin Baylor	vs. Philadelphia (@ Her)	12/8/61	52
Elgin Baylor	vs. Detroit (@ SF)	11/20/60	52
Elgin Baylor	vs. Detroit	10/18/59	52
Kobe Bryant	@ Phoenix	4/7/06	51
Kobe Bryant	@ Sacramento	1/19/06	51
Kobe Bryant	@ Denver	2/12/03	51
Kobe Bryant	@ Golden State	12/6/00	51
Jerry West	@ Cincinnati	12/10/65	51
Jerry West	vs. Cincinnati	12/3/65	51
Elgin Baylor	@ San Francisco	12/14/62	51
Elgin Baylor	@ Detroit	11/26/60	51
George Mikan	@ Rochester	1/14/50	51
George Mikan	vs. New York	3/13/49	51
Kobe Bryant	vs. Seattle	4/15/07	50
Kobe Bryant	vs. LA Clippers	4/12/07	50
Kobe Bryant	@ NO/Oklahoma City	3/23/07	50
Kobe Bryant	vs. Minnesota	3/18/07	50
Kobe Bryant	vs. Portland	4/14/06	50
Kobe Bryant	@ LA Clippers	1/7/06	50
Shaquille O'Neal	vs. New Jersey	4/2/98	50
Cedric Ceballos	vs. Minnesota	12/20/94	50
Elgin Baylor	vs. Boston	2/13/63	50
Rudy LaRusso	vs. St. Louis	3/14/62	50
Jerry West	vs. Cincinnati	1/24/62	50
Elgin Baylor	vs. Syracuse	12/12/62	50
Elgin Baylor	vs. Syracuse	12/4/61	50

## STEALS

Jerry West	vs. Seattle	12/7/73	10
Earvin Johnson	vs. Phoenix	11/6/81	9
Eddie Jones	@ Philadelphia	11/26/97	8
Earvin Johnson	@ Dallas	11/7/80	8
Norm Nixon	@ New Jersey	11/2/77	8
Gail Goodrich	vs. Seattle	2/15/74	8

## REBOUNDS

Wilt Chamberlain	vs. Boston	3/7/69	42
Wilt Chamberlain	vs. Baltimore	3/9/69	38
George Mikan	@ Philadelphia	3/4/52	36
George Mikan	vs. Rochester	1/20/52	36
Wilt Chamberlain	vs. San Francisco	2/2/69	35
Kareem Abdul-Jabbar	vs. Detroit	12/14/75	34
Wilt Chamberlain	vs. Philadelphia	12/19/71	34
Wilt Chamberlain	@ Seattle	2/12/69	33
Wilt Chamberlain	vs. Chicago	3/7/71	32
Wilt Chamberlain	vs. Cincinnati	10/29/71	32
Wilt Chamberlain	@ Cincinnati	10/22/68	32
Wilt Chamberlain	@ Portland	2/17/73	31
Wilt Chamberlain	vs. Philadelphia	2/11/73	31
Wilt Chamberlain	vs. Detroit	11/26/71	31
Wilt Chamberlain	vs. Boston	11/14/71	31
Wilt Chamberlain	vs. San Diego	11/29/70	31
Wilt Chamberlain	@ Chicago	10/16/70	31
Elgin Baylor	at Philadelphia	12/8/61	31
Elgin Baylor	vs. Philadelphia	11/6/58	31
Andrew Bynum	@ San Antonio	4/11/12	30
Kareem Abdul-Jabbar	@ New Jersey	2/3/78	30
Wilt Chamberlain	vs. Boston	2/20/72	30
Wilt Chamberlain	@ San Francisco	2/1/69	30
Elgin Baylor	vs. Cincinnati	1/14/61	30

## ASSISTS

Earvin Johnson	vs. Phoenix	1/9/90	24
Earvin Johnson	vs. Denver	11/17/89	24
Nick Van Exel	@ Vancouver	1/5/97	23
Earvin Johnson	vs. Dallas	4/20/88	23
Earvin Johnson	vs. Seattle	2/21/84	23
Jerry West	vs. Philadelphia	2/16/7	23
Earvin Johnson	vs. Portland	11/6/90	22
Earvin Johnson	vs. Cleveland	11/17/83	22
Earvin Johnson	vs. Indiana	12/16/90	21
Earvin Johnson	vs. Boston	12/15/89	21
Earvin Johnson	vs. Seattle	12/3/89	21
Earvin Johnson	vs. LA Clippers	12/6/88	21
Earvin Johnson	vs. Atlanta	1/15/83	21
Earvin Johnson	@ Philadelphia	11/28/88	20
Earvin Johnson	vs. Denver	3/10/87	20
Earvin Johnson	@ Houston	4/6/86	20
Earvin Johnson	vs. Phoenix	12/12/85	20
Earvin Johnson	vs. LA Clippers	11/20/85	20
Earvin Johnson	@ Houston	12/19/84	20
Earvin Johnson	@ Atlanta	12/18/84	20
Earvin Johnson	vs. New Jersey	11/25/83	20
Earvin Johnson	vs. San Diego	3/9/83	20
Earvin Johnson	vs. Milwaukee	1/26/83	20
Earvin Johnson	@ Philadelphia	1/5/83	20

## BLOCKED SHOTS

Elmore Smith	vs. Portland	10/28/73	17*
Elmore Smith	vs. Houston	11/04/73	14
Elmore Smith	vs. Detroit	10/26/73	14
Kareem Abdul-Jabbar	vs. Chicago	11/25/79	11
Kareem Abdul-Jabbar	vs. Detroit	11/28/78	11
Kareem Abdul-Jabbar	@ Detroit	12/3/75	11
Elmore Smith	vs. Golden State	3/15/74	11
Kareem Abdul-Jabbar	vs. Detroit	1/22/82	10
Kareem Abdul-Jabbar	vs. Atlanta	1/18/80	10
Kareem Abdul-Jabbar	vs. Atlanta	11/2/75	10
Elmore Smith	vs. Golden State	3/16/75	10
Elmore Smith	@ Cleveland	12/11/73	10
Elmore Smith	vs. KC Omaha	11/30/73	10
Elmore Smith	@ Houston	10/23/73	10



\* Denotes NBA Record



# ALL-TIME SINGLE GAME HIGHS

## OFFENSIVE REBOUNDS

Shaquille O'Neal	@ Memphis	4/4/03	14
Lamar Odom	vs. Phoenix	1/17/08	13
Vlade Divac	vs. LA Clippers	11/16/93	13
Earvin Johnson	vs. Houston	3/21/82	13
Shaquille O'Neal	vs. Orlando	3/15/04	12
Shaquille O'Neal	@ Dallas	4/18/00	12
Corie Blount	vs. LA Clippers	3/14/97	12
Pau Gasol	vs. Denver	4/9/09	11
Shaquille O'Neal	@ Cleveland	3/18/99	11
Travis Knight	vs. Golden State	1/24/97	11
A.C. Green	@ Golden State	1/6/90	11
Kurt Rambis	vs. Golden State	3/3/86	11
Kermit Washington	vs. Cleveland	11/15/77	11

## DEFENSIVE REBOUNDS

Kareem Abdul-Jabbar	vs. Detroit	12/14/75	29*
Shaquille O'Neal	vs. Milwaukee	3/21/04	25
Dwight Howard	vs. Denver	1/6/13	23
Kareem Abdul-Jabbar	@ New York	2/3/78	23
Kareem Abdul-Jabbar	vs. Kansas City	11/7/76	23
Andrew Bynum	@ San Antonio	4/11/12	22
Kareem Abdul-Jabbar	vs. Boston	12/28/75	22
Kareem Abdul-Jabbar	@ Seattle	12/27/75	22

## FIELD GOALS ATTEMPTED

Elgin Baylor	vs. Philadelphia	12/2/61	55
Elgin Baylor	@ New York	1/15/60	48
Kobe Bryant	@ Boston	11/7/02	47
Elgin Baylor	vs. Boston	11/8/59	47
Kobe Bryant	vs. Toronto	1/22/06	46
Kobe Bryant	@ Charlotte (3OT)	12/29/06	45
Elgin Baylor	@ Detroit	2/16/61	45
George Mikan	vs. Rochester	1/20/52	45

## FIELD GOALS MADE

Wilt Chamberlain	vs. Phoenix	2/9/69	29
Kobe Bryant	vs. Toronto	1/22/06	28
Elgin Baylor	@ New York	11/15/60	28
Elgin Baylor	vs. Boston	11/8/59	25

## 3-POINT FIELD GOALS MADE

Kobe Bryant	vs. Seattle	1/7/03	12*
Kobe Bryant	vs. Memphis	3/28/08	9
Kobe Bryant	@ Utah	3/22/05	9
Kobe Bryant	vs. Washington	3/28/03	9
Jordan Farmar	vs. Sacramento	2/28/14	8
Kobe Bryant	@ Utah	3/16/07	8
Glen Rice	vs. Portland	5/5/99	8
Nick Van Exel	@ Dallas	3/4/97	8
Nick Van Exel	@ Denver	2/13/97	8
Nick Van Exel	@ Dallas	12/13/94	8

## 3-POINT FIELD GOALS ATTEMPTED

Kobe Bryant	vs. Seattle	1/7/03	18
Kobe Bryant	vs. Memphis	3/28/08	17
Nick Van Exel	vs. Utah	4/24/94	16
Nick Van Exel	@ Dallas	12/13/94	16
Kobe Bryant	@ LA Clippers	1/7/06	15
Kobe Bryant	@ Utah	3/22/05	15
Chucky Atkins	vs. New Orleans	12/22/04	15
Nick Van Exel	@ Dallas	3/4/97	15

## FREE THROWS MADE

Dwight Howard	@ Orlando	3/12/13	25
Kobe Bryant	@ New York	1/31/06	23
Kobe Bryant	@ Cleveland	1/30/01	23
Kobe Bryant	vs. Dallas	12/20/05	22
Larry Foust	vs. St. Louis	11/30/57	22
Kobe Bryant	@ Utah	2/26/07	21
Kobe Bryant	@ New York	2/2/09	20
Kobe Bryant	vs. Dallas	3/2/08	20
Kobe Bryant	vs. Phoenix	4/16/06	20
Jerry West	vs. San Francisco	1/21/66	20
Jerry West	@ New York	1/8/66	20
Jerry West	vs. Philadelphia	12/21/66	20
Jerry West	vs. San Francisco	10/30/65	20
Elgin Baylor	@ St. Louis	12/21/62	20
George Mikan	@ Chicago	12/3/49	20
George Mikan	@ Anderson	11/19/49	20

## FREE THROWS ATTEMPTED

Dwight Howard	@ Orlando	3/12/13	39
Shaquille O'Neal	vs. Chicago	11/19/99	31
Wilt Chamberlain	@ Philadelphia	10/17/69	30
Jerry West	@ New York	10/17/64	30
Shaquille O'Neal	@ Golden State	3/14/02	28
Kobe Bryant	vs. Dallas	3/2/08	27
Kobe Bryant	vs. Houston	10/30/07	27
Kobe Bryant	@ New York	1/31/06	26
Kobe Bryant	@ Cleveland	1/31/01	26
Larry Foust	vs. St. Louis	11/30/57	26
Kobe Bryant	vs. Dallas	12/20/05	25

## MOST FREE THROWS MADE W/OUT A MISS

Kobe Bryant	@ New York	2/2/09	20-20
Kobe Bryant	@ Portland	4/10/13	18-18
Earvin Johnson	vs. Utah	4/11/91	18-18
Jerry West	vs. New York	11/9/69	18-18
Jerry West	vs. Detroit	11/10/65	18-18
Kobe Bryant	vs. Golden State	12/29/09	16-16
Kobe Bryant	@ NO/Okla. City	3/23/07	16-16
Kobe Bryant	vs. LA Clippers	3/8/05	16-16
Earvin Johnson	vs. New Jersey	1/19/87	16-16
Earvin Johnson	vs. Houston	12/21/86	16-16
Jerry West	vs. San Francisco	1/11/67	16-16
Jerry West	vs. Baltimore	1/28/66	16-16

## MOST FG MADE WITHOUT A MISS

Wilt Chamberlain	vs. Detroit	3/11/69	14-14
Kareem Abdul-Jabbar	vs. Phoenix	12/12/85	11-11
Mitch Kupchak	vs. San Antonio	11/20/81	11-11
Pau Gasol	vs. Golden State	11/21/10	10-10
Byron Scott	@ Dallas	2/26/86	10-10
Kareem Abdul-Jabbar	vs. Golden State	12/29/85	10-10

## MOST 3-POINT FG MADE WITHOUT A MISS

Kobe Bryant	vs. Philadelphia	1/6/06	7-7
Nick Van Exel	vs. Vancouver	11/16/97	6-6
Matt Barnes	@ Minnesota	11/19/10	5-5
Vladimir Radmanovic	@ Phoenix	11/20/08	5-5
Derek Fisher	@ Memphis	1/8/08	5-5
Smush Parker	vs. Philadelphia	1/6/06	5-5
Rick Fox	vs. Houston	2/28/99	5-5
Nick Van Exel	@ Denver	12/3/97	5-5



# ALL-TIME SINGLE GAME HIGHS (OPPONENT)



## POINTS

Wilt Chamberlain	Philadelphia	12/8/61	78
Wilt Chamberlain	San Francisco	11/3/62	72
Wilt Chamberlain	San Francisco	11/1/63	67
Wilt Chamberlain	Philadelphia	2/7/66	65
Wilt Chamberlain	San Francisco	12/14/62	63
Gilbert Arenas	Washington	12/17/06	60
Wilt Chamberlain	Philadelphia	12/29/61	60
Wilt Chamberlain	Philadelphia	12/1/61	60
Wilt Chamberlain	San Francisco	12/6/63	59
Jack Twyman	Cincinnati	1/15/60	59
Wilt Chamberlain	Philadelphia	10/20/61	57
Earl Monroe	Baltimore	2/13/68	56
Oscar Robertson	Cincinnati	12/18/64	56
Wilt Chamberlain	San Francisco	2/16/63	56
Wilt Chamberlain	Philadelphia	1/21/61	56
Wilt Chamberlain	Philadelphia	11/17/61	56
Wilt Chamberlain	San Francisco	11/2/63	55
Michael Jordan	Chicago	11/20/92	54
Allan Houston	New York	2/16/03	53
Wilt Chamberlain	Philadelphia	3/18/68	53
Willis Reed	New York	11/1/67	53
Wilt Chamberlain	Philadelphia	1/25/66	53
Wilt Chamberlain	San Francisco	11/23/62	53
Allen Iverson	Denver	12/5/07	51
Antawn Jamison	Golden State	12/6/00	51
Stephon Marbury	New Jersey	2/13/01	50
Adrian Dantley	Utah	11/27/79	50
Kareem Abdul-Jabbar	Milwaukee	3/17/73	50
Rick Barry	San Francisco	12/8/73	50
Wilt Chamberlain	San Francisco	1/10/64	50

## REBOUNDS

Wilt Chamberlain	Philadelphia	1/21/61	45
Wilt Chamberlain	Philadelphia	12/8/61 (3OT)	43
Bill Russell	Boston	1/20/63	43
Wilt Chamberlain	Philadelphia	11/29/60	38
Bill Russell	Boston	3/3/65	38
Nate Thurmond	San Francisco	2/2/69	34
Bill Russell	Boston	11/3/67	33
Wilt Chamberlain	Philadelphia	3/18/68	32
Wilt Chamberlain	Philadelphia	10/18/67	30
Elvin Hayes	San Diego	12/5/70	30
George T. Johnson	Golden State	3/15/74	30
Jim Fox	Seattle	12/26/73	30

## ASSISTS

Bob Cousy	Boston	2/2/59	28
John Stockton	Utah	4/12/90	23
Kevin Porter	Detroit	3/30/79	23
John Stockton	Utah	1/8/87	22
Chris Paul	New Orleans	11/6/07	21
Kevin Johnson	Phoenix	2/26/89	21
Kevin Porter	Washington	3/2/75	21
Steve Nash	Phoenix	3/22/11	20
Steve Nash	Phoenix	11/17/08	20
Isiah Thomas	Detroit	1/13/85	20
Kevin Porter	Detroit	11/15/78	20
Oscar Robertson	Cincinnati	2/19/61	20
Guy Rodgers	Philadelphia	12/1/60	20

## STEALS

Larry Steele	Portland	11/16/74	10
Allen Iverson	Philadelphia	12/20/02	9
Earl Tatum	Detroit	11/28/78	9
Larry Steele	Portland	3/5/74	9

## BLOCKED SHOTS

Shawn Bradley	Dallas	3/4/97	10
Shawn Kemp	Seattle	1/18/91	10
David Robinson	San Antonio	2/20/90	10
Jermaine O'Neal	Toronto	2/4/09	9
Gheorghe Muresan	Washington	3/3/96	9
Dikembe Mutombo	Denver	11/11/94	9
Manute Bol	Philadelphia	3/5/93	9
Mark Eaton	Utah	12/22/82	9

## FIELD GOALS ATTEMPTED

Wilt Chamberlain	Philadelphia	12/8/61 (3OT)	62
Wilt Chamberlain	Philadelphia	12/30/59	51
Wilt Chamberlain	San Francisco	1/26/64	49
Wilt Chamberlain	San Francisco	11/3/62	48
Wilt Chamberlain	San Francisco	2/16/63 (2OT)	47
Wilt Chamberlain	San Francisco	1/11/63	47

## FIELD GOALS MADE

Wilt Chamberlain	Philadelphia	12/8/61 (3OT)	31
Wilt Chamberlain	San Francisco	11/3/62	29
Wilt Chamberlain	Philadelphia	2/7/66	28
Wilt Chamberlain	San Francisco	1/11/63	28
Wilt Chamberlain	San Francisco	2/16/63 (2OT)	26
Wilt Chamberlain	Philadelphia	1/21/61	25

## FREE THROWS ATTEMPTED

Wilt Chamberlain	San Francisco	12/6/63	29
Gilbert Arenas	Washington	12/17/06	27
Dolph Schayes	Syracuse	1/17/51	27
Frank Selvy	Milwaukee	12/2/54	26
Dwight Howard	Houston	1/8/14	24
Corey Maggette	LA Clippers	4/12/07	24
Oscar Robertson	Cincinnati	12/03/65	24
Wilt Chamberlain	San Francisco	1/26/64	24
Walter Dukes	Detroit	11/19/60	24
Charles Macauley	St. Louis	2/17/57	24

## FREE THROWS MADE

Frank Selvy	Milwaukee	12/2/54	24
Dolph Schayes	Syracuse	1/17/52	23
Oscar Robertson	Cincinnati	12/18/64	22
Gilbert Arenas	Washington	12/17/06 (OT)	21
Walter Dukes	Detroit	11/19/60	20
Oscar Robertson	Cincinnati	12/3/65	20

## 3-POINT FIELD GOALS ATTEMPTED

Jason Terry	Dallas	3/15/09	16
Stephen Curry	Golden State	4/12/13	15
Gilbert Arenas	Washington	2/3/07	15
Danilo Gallinari	Denver	4/8/15	14
Gilbert Arenas	Washington	12/16/05	14
Quentin Richardson	Phoenix	4/5/05	14
Vladimir Radmanovic	Seattle	1/25/05	14
Ray Allen	Seattle	2/23/03	14
Willie Burton	Philadelphia	2/22/95	14

## 3-POINT FIELD GOALS MADE

Peja Stojakovic	New Orleans	11/6/07	10
Stephen Curry	Golden State	4/12/13	9
Chauncey Billups	Denver	2/5/10	9
Rafer Alston	Houston	3/16/08	8
DeShawn Stevenson	Washington	3/30/08	8
Vladimir Radmanovic	Seattle	1/25/05	8
Gilbert Arenas	Washington	2/28/04	8
Stephen Jackson	San Antonio	11/20/02	8



\* Denotes NBA Record



# ALL-TIME LAKERS TRIPLE-DOUBLES

## ALL-TIME LAKERS TRIPLE-DOUBLES (RECOGNIZED BY THE NBA SINCE 1979-80)

### Kareem Abdul-Jabbar (3)

11/25/79	vs. KCK	25 Pts, 15 Reb, 11 Blk
1/18/80	vs. ATL	28 Pts, 15 Reb, 10 Blk
1/22/82	vs. DET	19 Pts, 10 Reb, 10 Blk

### Steve Blake (1)

2/5/14	at CLE	11 Pts, 10 Reb, 15 Ast
--------	--------	------------------------

### Kobe Bryant (21)

1/15/01	vs. VAN	26 Pts, 11 Reb, 11 Ast
2/16/01	at CHA	25 Pts, 10 Reb, 10 Ast
2/12/02	vs. WAS	23 Pts, 11 Reb, 15 Ast
11/1/02	at LAC	33 Pts, 15 Reb, 12 Ast
11/3/02	vs. POR	33 Pts, 14 Reb, 12 Ast
11/24/02	vs. MIL	15 Pts, 11 Reb, 11 Ast
12/3/02	vs. MEM	24 Pts, 10 Reb, 11 Ast
1/10/03	vs. CLE	21 Pts, 10 Reb, 11 Ast
2/28/04	at WAS	25 Pts, 14 Reb, 10 Ast
1/19/04	at PHX	29 Pts, 11 Reb, 10 Ast
12/3/04	vs. GSW	10 Pts, 12 Reb, 10 Ast
12/8/04	vs. PHX	20 Pts, 14 Reb, 11 Ast
12/17/04	vs. WAS	36 Pts, 10 Reb, 14 Ast
4/7/05	vs. HOU	19 Pts, 10 Reb, 10 Ast
1/16/09	vs. ORL	28 Pts, 13 Reb, 11 Ast
1/21/09	at LAC	18 Pts, 10 Reb, 12 Ast
11/3/10	at SAC	30 Pts, 10 Reb, 12 Ast
11/18/12	vs. HOU	22 Pts, 11 Reb, 11 Ast
4/2/13	vs. DAL	23 Pts, 11 Reb, 11 Ast
11/30/14	vs. TOR	31 Pts, 12 Reb, 12 Ast
12/30/14	at DEN	23 Pts, 11 Reb, 11 Ast

### Vlade Divac (4)

2/15/94	vs. LAC	14 Pts, 16 Reb, 12 Ast
3/10/94	vs. DAL	22 Pts, 17 Reb, 12 Ast
1/8/95	vs. MIA	21 Pts, 11 Reb, 10 Ast
4/5/96	vs. VAN	10 Pts, 10 Reb, 13 Ast

### Pau Gasol (5)

2/17/09	vs. ATL	12 Pts, 13 Reb, 10 Ast
1/17/10	vs. POR	20 Pts, 14 Reb, 10 Ast
4/18/12	at GSW	22 Pts, 11 Reb, 11 Ast
4/12/13	vs. GSW	26 Pts, 11 Reb, 10 Ast
4/17/13	vs. HOU	17 Pts, 20 Reb, 11 Ast

### Earvin "Magic" Johnson (138)

10/28/79	vs. GSW	15 Pts, 10 Reb, 10 Ast
11/11/79	vs. CLE	24 Pts, 16 Reb, 12 Ast
11/16/79	at DEN	20 Pts, 11 Reb, 11 Ast
2/5/80	at NYK	19 Pts, 10 Reb, 11 Ast
2/8/80	at NJN	19 Pts, 13 Reb, 13 Ast
3/16/80	vs. PHX	21 Pts, 13 Reb, 13 Ast
3/30/80	at GSW	16 Pts, 12 Reb, 10 Ast
10/15/80	at KCK	20 Pts, 12 Reb, 14 Ast
10/26/80	vs. SAS	24 Pts, 13 Reb, 11 Ast
11/4/80	vs. POR	20 Pts, 10 Reb, 12 Ast
3/10/81	vs. SAS	21 Pts, 16 Reb, 10 Ast
3/28/81	at UTA	41 Pts, 12 Reb, 11 Ast
3/29/81	vs. DEN	33 Pts, 15 Reb, 17 Ast
10/30/81	vs. HOU	27 Pts, 14 Reb, 12 Ast
11/3/81	at POR	10 Pts, 12 Reb, 10 Ast
11/8/81	vs. DAL	24 Pts, 10 Reb, 15 Ast
11/20/81	vs. SAS	20 Pts, 10 Reb, 16 Ast
11/29/81	vs. HOU	12 Pts, 11 Reb, 11 Ast
12/4/81	at DEN	24 Pts, 10 Reb, 11 Ast
12/8/81	vs. WAS	22 Pts, 10 Reb, 10 Ast
12/11/81	vs. POR	23 Pts, 12 Reb, 10 Ast

1/19/82	at DEN	22 Pts, 16 Reb, 14 Ast
1/22/82	vs. DET	26 Pts, 16 Reb, 12 Ast
2/2/82	vs. GSW	17 Pts, 14 Reb, 10 Ast
2/16/82	vs. SEA	11 Pts, 10 Reb, 18 Ast
2/26/82	vs. PHI	18 Pts, 10 Reb, 10 Ast
3/14/82	vs. DAL	13 Pts, 11 Reb, 13 Ast
3/23/82	vs. DAL	11 Pts, 15 Reb, 14 Ast
4/6/82	at HOU	23 Pts, 11 Reb, 10 Ast
4/14/82	vs. UTAH	20 Pts, 11 Reb, 10 Ast
4/18/82	at PHX	15 Pts, 15 Reb, 12 Ast
10/29/82	vs. GSW	22 Pts, 10 Reb, 10 Ast
11/3/82	at DEN	17 Pts, 15 Reb, 13 Ast
11/7/82	vs. POR	14 Pts, 10 Reb, 10 Ast
11/21/82	vs. DEN	10 Pts, 10 Reb, 12 Ast
12/10/82	at UTA	19 Pts, 12 Reb, 13 Ast
1/5/83	at PHI	23 Pts, 12 Reb, 20 Ast
1/15/83	at ATL	13 Pts, 17 Reb, 21 Ast
2/8/83	at SEA	26 Pts, 10 Reb, 11 Ast
2/23/83	vs. BOS	20 Pts, 13 Reb, 10 Ast
3/5/83	at DET	21 Pts, 10 Reb, 16 Ast
3/12/83	vs. CHI	18 Pts, 12 Reb, 14 Ast
3/22/83	vs. SEA	23 Pts, 15 Reb, 11 Ast
3/25/83	vs. SAS	22 Pts, 12 Reb, 11 Ast
3/31/83	at DEN	22 Pts, 16 Reb, 12 Ast
4/5/83	at POR	11 Pts, 16 Reb, 13 Ast
11/2/83	at SDC	12 Pts, 11 Reb, 13 Ast
11/8/83	at DEN	29 Pts, 12 Reb, 14 Ast
11/13/83	vs. UTAH	30 Pts, 13 Reb, 16 Ast
1/6/84	vs. SAS	19 Pts, 10 Reb, 12 Ast
1/21/84	at SAS	12 Pts, 12 Reb, 12 Ast
3/1/84	at DEN	10 Pts, 10 Reb, 17 Ast
2/5/84	at SAS	18 Pts, 10 Reb, 16 Ast
2/10/84	at WAS	13 Pts, 10 Reb, 13 Ast
2/12/84	vs. ATL	23 Pts, 10 Reb, 15 Ast
2/17/84	vs. DEN	33 Pts, 13 Reb, 16 Ast
2/22/84	at SEA	22 Pts, 13 Reb, 11 Ast
3/21/84	at KCK	24 Pts, 12 Reb, 19 Ast
3/29/84	vs. HOU	14 Pts, 11 Reb, 10 Ast
10/30/84	vs. GSW	16 Pts, 12 Reb, 10 Ast
11/1/84	at SEA	10 Pts, 10 Reb, 10 Ast
11/28/84	at UTA	20 Pts, 10 Reb, 14 Ast
12/04/84	at CLE	28 Pts, 10 Reb, 14 Ast
12/18/84	at ATL	25 Pts, 14 Reb, 20 Ast
12/21/84	vs. PHX	25 Pts, 10 Reb, 12 Ast
12/28/84	at DEN	21 Pts, 11 Reb, 14 Ast
12/29/84	vs. LAC	15 Pts, 10 Reb, 16 Ast
2/21/85	at KCK	15 Pts, 10 Reb, 17 Ast
2/26/85	vs. HOU	15 Pts, 11 Reb, 18 Ast
3/24/85	vs. DET	25 Pts, 10 Reb, 19 Ast
11/8/85	vs. DEN	19 Pts, 10 Reb, 12 Ast
11/29/85	vs. SEA	14 Pts, 16 Reb, 17 Ast
3/16/86	vs. HOU	19 Pts, 12 Reb, 12 Ast
12/16/86	at CLE	25 Pts, 11 Reb, 14 Ast
1/4/87	vs. UTA	26 Pts, 10 Reb, 11 Ast
1/22/87	at IND	29 Pts, 10 Reb, 11 Ast
2/27/87	vs. GSW	21 Pts, 10 Reb, 15 Ast
3/18/87	vs. UTA	27 Pts, 11 Reb, 19 Ast
3/22/87	vs. SAC	33 Pts, 12 Reb, 19 Ast
3/31/87	vs. HOU	21 Pts, 10 Reb, 13 Ast
4/2/87	at SEA	34 Pts, 10 Reb, 13 Ast
4/3/87	at POR	35 Pts, 10 Reb, 11 Ast
4/5/87	at DEN	23 Pts, 11 Reb, 10 Ast
4/10/87	vs. SAS	18 Pts, 12 Reb, 13 Ast
11/8/87	vs. HOU	23 Pts, 10 Reb, 12 Ast
12/4/87	at MIL	22 Pts, 10 Reb, 12 Ast
12/8/87	at NJN	13 Pts, 13 Reb, 14 Ast
1/13/88	at LAC	27 Pts, 11 Reb, 13 Ast

1/21/88	at DEN	18 Pts, 10 Reb, 14 Ast
2/4/88	at LAC	18 Pts, 10 Reb, 11 Ast
2/19/88	at ATL	29 Pts, 11 Reb, 19 Ast
3/6/88	at DAL	14 Pts, 10 Reb, 16 Ast
3/7/88	at PHI	22 Pts, 11 Reb, 17 Ast
4/12/88	vs. POR	23 Pts, 11 Reb, 13 Ast
4/13/88	at DEN	14 Pts, 11 Reb, 10 Ast
4/17/88	at HOU	19 Pts, 10 Reb, 12 Ast
11/22/88	at NYK	25 Pts, 12 Reb, 13 Ast
11/28/88	at PHI	32 Pts, 11 Reb, 20 Ast
12/2/88	vs. UTA	17 Pts, 12 Reb, 15 Ast
12/7/88	vs. PHX	19 Pts, 12 Reb, 18 Ast
12/10/88	at IND	32 Pts, 11 Reb, 13 Ast
12/13/88	at CLE	31 Pts, 12 Reb, 13 Ast
12/28/88	vs. PHI	26 Pts, 10 Reb, 18 Ast
1/16/89	vs. HOU	17 Pts, 13 Reb, 18 Ast
1/24/89	vs. NYK	26 Pts, 11 Reb, 11 Ast
1/27/89	vs. CHI	12 Pts, 10 Reb, 10 Ast
1/31/89	at HOU	17 Pts, 11 Reb, 10 Ast
3/13/89	vs. HOU	19 Pts, 12 Reb, 11 Ast
3/17/89	vs. DAL	31 Pts, 12 Reb, 13 Ast
3/23/89	at SAC	25 Pts, 10 Reb, 14 Ast
3/26/89	vs. PHX	34 Pts, 10 Reb, 18 Ast
4/1/89	at DEN	20 Pts, 17 Reb, 15 Ast
4/18/89	vs. DEN	24 Pts, 17 Reb, 17 Ast
11/9/89	at GSW	19 Pts, 10 Reb, 10 Ast
11/19/89	vs. WAS	25 Pts, 10 Reb, 14 Ast
12/7/89	vs. PHX	18 Pts, 11 Reb, 12 Ast
12/19/89	at CHI	18 Pts, 12 Reb, 10 Ast
1/12/90	vs. HOU	31 Pts, 11 Reb, 11 Ast
2/6/90	at POR	24 Pts, 10 Reb, 15 Ast
2/21/90	at DEN	17 Pts, 11 Reb, 17 Ast
3/9/90	vs. GSW	33 Pts, 13 Reb, 16 Ast
3/30/90	vs. POR	25 Pts, 10 Reb, 14 Ast
4/13/90	vs. GSW	21 Pts, 10 Reb, 13 Ast
4/15/90	vs. HOU	25 Pts, 11 Reb, 11 Ast
11/11/90	vs. NYK	24 Pts, 15 Reb, 14 Ast
11/15/90	at HOU	24 Pts, 10 Reb, 16 Ast
11/19/90	at DEN	21 Pts, 10 Reb, 11 Ast
12/1/90	at PHX	25 Pts, 12 Reb, 15 Ast
12/4/90	vs. DET	21 Pts, 12 Reb, 14 Ast
12/30/90	vs. PHI	34 Pts, 13 Reb, 13 Ast
1/11/91	vs. CLE	27 Pts, 10 Reb, 14 Ast
2/19/91	at HOU	18 Pts, 10 Reb, 17 Ast
2/21/91	at DAL	21 Pts, 10 Reb, 12 Ast
3/12/91	at MIA	21 Pts, 11 Reb, 14 Ast
3/25/91	at SAC	19 Pts, 12 Reb, 14 Ast
3/29/91	vs. POR	23 Pts, 10 Reb, 12 Ast
4/2/91	at SAS	30 Pts, 12 Reb, 12 Ast
2/14/96	vs. ATL	15 Pts, 10 Reb, 13 Ast

### Karl Malone (1)

11/28/03	vs. SAS	10 Pts, 11 Reb, 10 Ast
----------	---------	------------------------

### Lamar Odom (4)

4/11/06	vs. GSW	15 Pts, 13 Reb, 10 Ast
4/14/06	vs. POR	16 Pts, 12 Reb, 12 Ast
4/3/07	vs. DEN	17 Pts, 14 Reb, 12 Ast
2/13/08	at MIN	10 Pts, 16 Reb, 10 Ast

### Gary Payton (1)

3/2/04	vs. ATL	23 Pts, 10 Reb, 10 Ast
--------	---------	------------------------

### Sam Perkins (1)

1/24/93	at WAS	16 Pts, 13 Reb, 10 Ast
---------	--------	------------------------



## 4-PT. PLAYS / SCORE MARGINS



### LAKERS FOUR-POINT PLAYS (SINCE 1978-79 SEASON)

Player	Date	Opp.	Player	Date	Opp.	Player	Date	Opp.
Ryan Kelly	3/4/15	@ MIA	Kobe Bryant	12/29/11	vs. NYK	Derek Fisher	1/19/04	vs. PHX
Wayne Ellington	1/27/15	vs. WAS	Lamar Odum	1/19/11	@ DAL	Kobe Bryant	4/24/03	vs. MIN <sup>^</sup>
Nick Young	1/19/15	@ PHX	Matt Barnes	11/19/10	@ MIN	Kobe Bryant	3/20/03	@ SAC
Nick Young	1/7/15	vs. LAC	Kobe Bryant	11/3/10	@ SAC	Kobe Bryant	5/24/02	vs. SAC <sup>^</sup>
Nick Young	12/21/14	@ SAC	Kobe Bryant	2/23/10	@ MEM	Derek Fisher	3/17/02	vs. DAL
Nick Young	12/9/14	vs. SAC	Kobe Bryant	1/8/10	@ POR	Derek Fisher	2/15/02	vs. ATL
Nick Young	4/2/14	@ SAC	Sasha Vujacic	11/8/09	vs. NOH	Mitch Richmond	1/4/02	vs. PHX
Nick Young	3/25/14	vs. NYK	Kobe Bryant	6/9/09	@ ORL <sup>^</sup>	Kobe Bryant	11/27/00	@ LAC
Nick Young	3/23/14	vs. ORL	Sasha Vujacic	1/4/09	vs. POR	Glen Rice	6/14/00	@ IND <sup>^</sup>
Ryan Kelly	3/6/14	vs. LAC	Derek Fisher	12/9/08	@ SAC	Eddie Jones	11/19/97	vs. MIN
Ryan Kelly	1/31/14	vs. CHA	Sasha Vujacic	5/27/08	@ SAS <sup>^</sup>	Eddie Jones	11/13/97	@ SAS
Nick Young	12/25/13	vs. MIA	Sasha Vujacic	4/4/08	vs. DAL	Derek Fisher	12/27/96	vs. BOS
Nick Young	12/21/13	@ GSW	Kobe Bryant	4/2/08	vs. POR	Nick Van Exel	12/21/96	vs. MIN
Nick Young	12/20/13	vs. MIN	Kobe Bryant	2/13/08	@ MIN	Anthony Peeler	11/19/95	vs. LAC
Xavier Henry	12/1/13	vs. POR	Kobe Bryant	3/25/07	vs. GSW	Cedric Ceballos	4/20/95	@ POR
Nick Young	11/13/13	@ DEN	Sasha Vujacic	3/25/07	vs. GSW			
Kobe Bryant	3/5/13	@ OKC	Kobe Bryant	4/6/06	@ DEN			
Jodie Meeks	2/14/13	vs. LAC	Sasha Vujacic	11/29/05	@ SAS			
Kobe Bryant	12/7/12	@ OKC	Kobe Bryant	12/16/04	@ SAC			

### LARGEST MARGIN OF VICTORY\*

Date	Opponent	Score	Margin
3/19/72	vs. Golden State	162-99	63
11/12/66	vs. Detroit	144-88	56
1/11/11	vs. Cleveland	112-57	55
2/3/67	vs. San Francisco	129-80	49
11/23/88	at Miami	138-91	47
12/16/51	vs. Milwaukee	99-52	47
1/9/04	vs. Atlanta	113-67	46
2/4/00	vs. Utah	113-67	46
3/5/86	vs. Utah	130-84	46
11/13/79	at San Diego	137-91	46

### LARGEST MARGIN OF DEFEAT\*

Date	Opponent	Score	Margin
3/6/14	vs. L.A. Clippers	94-142	48
1/9/95	at Portland	129-83	46
11/11/55	at Boston	75-119	44
2/14/59	at St. Louis	139-96	43
4/22/90	at Portland	130-88	42
1/21/92	at Portland	131-92	39
11/11/66	at San Francisco	132-93	39
2/9/60	vs. Boston	90-129	39
11/30/94	at Cleveland	117-79	38
11/1/59	vs. St. Louis	101-138	37



<sup>^</sup> Playoffs; \* Regular Season Only



## WINNING / LOSING STREAKS

### ALL-TIME LONGEST REGULAR SEASON WIN STREAKS

#### PROFESSIONAL SPORTS HISTORY



# 33

1971-72  
LOS ANGELES LAKERS



### LONGEST WIN STREAK

§ (INGLE SEASON)

33*, 1971-72	14, 1949-50	11, 1986-87	10, 1998-99
19, 1999-00	13, 1972-73	11, 1972-73	10, 1987-88
16, 1999-00	11, 2009-10	11, 1962-63	10, 1986-87
16, 1990-91	11, 2003-04	11, 1953-54	10, 1984-85
15, 1987-88	11, 1999-00	10, 2007-08	10, 1953-54
14, 1978-79	11, 1997-98	10, 2003-04	10, 1948-49

### LONGEST HOME WIN STREAK

§ (INGLE SEASON)

27, 1949-50	17, 1988-89	15, 2002-03	14, 1990-91
21, 1976-77	17, 1984-85	15, 2001-02	14, 1952-53
18, 1979-80	17, 1971-72	15, 1986-87	
18, 1950-51	15, 2008-09	14, 1999-00*	

### LONGEST HOME WIN STREAK

Ç (OMBINED SEASONS)

30, 1949-50 - 1950-51
27, 2002-03 - 2003-04
24, 1987-88 - 1988-89

### LONGEST ROAD WIN STREAK

§ (INGLE SEASON)

16*, 1971-72	8, 1999-00	7, 1999-00	7, 1990-91
12, 1972-73	7, 2008-09	7, 1997-98	7, 1987-88^
10, 1999-00	7, 2007-08	7, 1995-96	7, 1961-62

### LONGEST LOSING STREAK

§ (INGLE SEASON)

10, 1993-94	7, 2013-14	6, 1977-78	6, 1958-59
9, 2014-15	7, 2006-07	6, 1974-75	6, 1957-58
8, 2004-05	7, 1991-92	6, 1969-70	6, 1956-57
8, 1957-58	7, 1957-58^	6, 1963-64	6, 1955-56
8, 1956-57	6, 2012-13	6, 1992-93	
7, 2014-15	6, 2004-05	6, 1959-60	

### LONGEST HOME LOSING STREAK

§ (INGLE SEASON)

8, 2013-14	5, 2004-05	4, 1969-70
6, 1992-93	5, 1993-94^	4, 1963-64
5, 2014-15*	4, 1991-92	4, 1957-58
5, 2006-07	4, 1983-84	4, 1959-60

### LONGEST ROAD LOSING STREAK

§ (INGLE SEASON)

11, 2014-15	9, 2004-05	9, 1956-57^	8, 1974-75
10, 1963-64	9, 2003-04	8, 2012-13	
10, 1957-58	9, 1960-61	8, 1988-89	

### LAKERS OWN PROFESSIONAL SPORTS ALL-TIME WINNING STREAK

The 1971-72 Los Angeles Lakers, who posted the second-best regular season record in NBA history (69-13), won a still-standing professional sports record 33 consecutive games from November 5, 1971 through January 7, 1972. The following is a game-by-game list of each victory:

Nov. 5 vs. Baltimore	110-106	Nov. 25 at Seattle	139-115	Dec. 18 at Phoenix	132-106
Nov. 6 at Golden State	105-89	Nov. 26 vs. Detroit	132-113	Dec. 19 vs. Philadelphia	154-132
Nov. 7 vs. New York	103-96	Nov. 28 vs. Seattle	138-121	Dec. 21 at Buffalo	117-103
Nov. 9 at Chicago	122-109	Dec. 1 at Boston	124-111	Dec. 22 at Baltimore	127-120
Nov. 10 at Philadelphia	143-103	Dec. 3 at Philadelphia	131-116	Dec. 26 vs. Houston	137-115
Nov. 12 vs. Seattle	115-107	Dec. 5 vs. Portland	123-107	Dec. 28 vs. Buffalo	105-87
Nov. 13 at Portland	130-108	Dec. 8 at Houston	125-120	Dec. 30 at Seattle	122-106
Nov. 14 vs. Boston	128-115	Dec. 9 at Golden State	124-111	Jan. 2 vs. Boston	122-113
Nov. 16 vs. Cleveland	108-90	Dec. 10 vs. Phoenix	126-117	Jan. 5 at Cleveland	113-103
Nov. 19 vs. Houston	106-99	Dec. 12 vs. Atlanta	105-95	Jan. 7 at Atlanta	134-90
Nov. 21 vs. Milwaukee	112-105	Dec. 14 at Portland	129-114	Jan. 9 at Milwaukee	104-120 (L)
		Dec. 17 vs. Golden State	129-99		









# SEASON-BY-SEASON LEADERS / LAKERS NBA TEAM LEADERS



## FREE THROW % (CONTINUED)

	FT	FTA	PCT
2010-11	Bryant	483	583 .828
2011-12	Bryant	381	451 .845
2012-13	Bryant	525	626 .839
2013-14	Meeks	221	258 .857
2014-15	Young	132	148 .892

(Annual NBA league leader minimums apply)

## MINUTES PLAYED

	MIN	AVG
1951-52	Mikan	2572 40.2
1952-53	Mikan	2651 37.9
1953-54	Pollard	2483 35.0
1954-55	Martin	2784 38.7
1955-56	Martin	2838 39.4
1956-57	Lovellette	2492 36.1
1957-58	Mikkelsen	2390 33.2
1958-59	Baylor	2855 40.8
1959-60	Baylor	2873 41.0
1960-61	Baylor	3133 42.9
1961-62	West	3087 41.2
1962-63	Baylor	3370 42.1
1963-64	Baylor	3164 40.6
1964-65	West	3066 41.4
1965-66	West	3218 40.7
1966-67	Imhoff	2725 33.6
1967-68	Clark	3039 37.5
1968-69	Chamberlain	3669 45.3
1969-70	West	3106 42.0
1970-71	Chamberlain	3630 44.3
1971-72	Chamberlain	3469 42.3
1972-73	Chamberlain	3542 43.2
1973-74	Goodrich	3061 37.3
1974-75	Goodrich	2668 37.1
1975-76	Abdul-Jabbar	3379* 41.2
1976-77	Abdul-Jabbar	3016 36.8
1977-78	Nixon	2779 34.3
1978-79	Abdul-Jabbar	3157 39.5
1979-80	Nixon	3226* 39.4
1980-81	Wilkes	3028 37.4
1981-82	Nixon	3024 36.9
1982-83	Johnson	2907 36.8
1983-84	Abdul-Jabbar	2622 32.8
1984-85	Johnson	2781 36.1
1985-86	Abdul-Jabbar	2629 33.3
1986-87	Johnson	2904 36.3
1987-88	Scott	3048 37.6
1988-89	Worthy	2960 36.5
1989-90	Worthy	2960 37.0
1990-91	Worthy	3008 38.6
1991-92	Threatt	3070 37.4
1992-93	Threatt	2893 35.3
1993-94	Van Exel	2700 33.3
1994-95	Van Exel	2944 36.8
1995-96	Campbell	2699 32.9
1996-97	Jones	2998 37.5
1997-98	Jones	2910 36.4
1998-99	Bryant	1896 37.9
1999-00	O'Neal	3163 40.0
2000-01	O'Neal	2924 39.5
2001-02	Bryant	3063 38.3
2002-03	Bryant	3401 41.5
2003-04	Payton	2825 34.5
2004-05	Atkins	2903 35.4
2005-06	Bryant	3277 41.0
2006-07	Bryant	3140 40.8
2007-08	Bryant	3192 38.9
2008-09	Gasol	2999 37.0
2009-10	Bryant	2835 38.8
2010-11	Gasol	3037 37.0
2011-12	Gasol	2430 37.4
2012-13	Bryant	3013 38.6
2013-14	Meeks	2556 33.2
2014-15	Johnson	2245 29.5

(Based on total minutes)

## 3-POINT FIELD GOAL %

	3FG	3FGA	PCT
1979-80	Cooper	5	20 .250*
1980-81	Holland	1	3 .333*
1981-82	Nixon	3	12 .250*
1982-83	Worthy	1	4 .250*
1983-84	Cooper	38	121 .314
1984-85	Scott	26	60 .433*
1985-86	Cooper	63	163 .387
1986-87	Scott	65	149 .436
1987-88	Scott	62	179 .346
1988-89	Scott	77	193 .399
1989-90	Scott	93	220 .423
1990-91	Scott	71	219 .324
1991-92	Scott	54	157 .344
1992-93	Peeler	46	118 .390*
1993-94	Van Exel	123	364 .338
1994-95	Peeler	84	216 .389
1995-96	Peeler	105	254 .413
1996-97	Jones	152	389 .391
1997-98	Van Exel	123	316 .389
1998-99	Rice	53	135 .393
1999-00	Rice	84	229 .367
2000-01	Penberthy	55	139 .396
2001-02	Fisher	144	349 .413
2002-03	Fisher	85	212 .401
2003-04	George	65	186 .349
2004-05	Cook	78	199 .392
2005-06	Odom	80	215 .372
2006-07	Vujacic	60	161 .373
2007-08	Vujacic	118	270 .437
2008-09	Radmanovic	60	136 .441
2009-10	Farmer	86	229 .376
2010-11	Fisher	63	159 .396
2011-12	Blake	53	158 .335
2012-13	Nash	57	130 .438
2013-14	Meeks	162	404 .401
2014-15	Ellington	90	243 .370

(Annual NBA league leader minimums apply; \*minimum not met team-wide)

## TEAM SCORING

1997-98	105.5
1985-86	117.3
1971-72	121.0
1965-66	119.5
1948-49	84.0

## TEAM REBOUNDING

2008-09	43.9
1999-00	47.0
1972-73	56.6
1971-72	56.4

## TEAM ASSISTS

1979-80	29.4
1971-72	27.2
1965-66	24.2

## TEAM BLOCKED SHOTS

1996-97	7.01
1975-76	6.44
1973-74	7.96

## TEAM STEALS

Have never led NBA

## TEAM FIELD GOAL %

1998-99	.468
1988-89	.502
1985-86	.522
1984-85	.545
1983-84	.532
1982-83	.528
1979-80	.529
1978-79	.517
1977-78	.487
1968-69	.467
1967-68	.477

## TEAM FREE THROW %

1965-66	.773
1964-65	.763
1963-64	.766
1953-54	.731
1955-56	.786

## FEWEST TURNOVERS

Have never led NBA





# LAKERS RANKED IN NBA TOP 10 BY SEASON



SCORING				REBOUNDS				ASSISTS			
	RANK	YEAR	AVG.		RANK	YEAR	AVG.		RANK	YEAR	AVG.
G. Mikan	1st	1948-49	28.3	G. Mikan	2nd	1950-51	14.1	G. Mikan	8th	1948-49	3.6
J. Pollard	10th	1948-49	14.8	V. Mikkelsen	6th	1950-51	10.2	J. Pollard	8th	1949-50	3.8
G. Mikan	1st	1949-50	27.4	G. Mikan	1st	1951-52	13.5	S. Martin	10th	1951-52	3.8
J. Pollard	10th	1949-50	14.7	V. Mikkelsen	9th	1951-52	10.3	S. Martin	5th	1954-55	5.9
G. Mikan	1st	1950-51	28.4	G. Mikan	1st	1952-53	14.4	S. Martin	3rd	1955-56	6.2
G. Mikan	2nd	1951-52	23.8	G. Mikan	2nd	1953-54	14.3	E. Baylor	9th	1958-59	4.1
J. Pollard	10th	1951-52	15.5	C. Lovellette	5th	1954-55	11.5	R. Hundley	8th	1959-60	4.6
G. Mikan	2nd	1952-53	20.6	V. Mikkelsen	9th	1954-55	10.0	E. Baylor	8th	1960-61	5.1
V. Mikkelsen	9th	1952-53	15.0	C. Lovellette	3rd	1955-56	14.0	R. Hundley	10th	1960-61	4.4
G. Mikan	4th	1953-54	18.1	C. Lovellette	5th	1956-57	13.5	J. West	6th	1961-62	5.4
C. Lovellette	7th	1954-55	18.7	W. Dukes	8th	1956-57	11.2	F. Selvy	7th	1961-62	4.8
V. Mikkelsen	7th	1954-55	18.7	L. Foust	7th	1957-58	12.2	E. Baylor	6th	1962-63	4.8
C. Lovellette	4th	1955-56	21.5	V. Mikkelsen	10th	1957-58	11.2	J. West	3rd	1963-64	5.6
C. Lovellette	7th	1956-57	20.8	E. Baylor	3rd	1958-59	15.0	J. West	6th	1964-65	4.9
D. Garmaker	10th	1956-57	16.3	E. Baylor	4th	1959-60	16.4	E. Baylor	8th	1964-65	3.8
E. Baylor	4th	1958-59	24.9	E. Baylor	4th	1960-61	19.8	J. West	5th	1965-66	6.1
E. Baylor	3rd	1959-60	29.6	E. Baylor	5th	1961-62	18.6	W. Hazzard	8th	1965-66	4.9
E. Baylor	2nd	1960-61	34.8	E. Baylor	5th	1962-63	14.3	J. West	4th	1966-67	6.8
E. Baylor	2nd	1961-62	38.3	E. Baylor	9th	1964-65	12.8	J. West	4th	1969-70	7.5
J. West	5th	1961-62	30.8	D. Imhoff	8th	1866-67	13.3	J. West	1st	1971-72	9.7
E. Baylor	2nd	1962-63	34.0	W. Chamberlain	1st	1968-69	21.1	G. Goodrich	3rd	1974-75	5.8
J. West	6th	1962-63	27.1	W. Chamberlain	1st	1970-71	18.2	G. Goodrich	9th	1975-76	5.6
J. West	3rd	1963-64	28.7	W. Chamberlain	1st	1971-72	19.2	N. Nixon	4th	1977-78	6.8
E. Baylor	6th	1963-64	25.4	W. Chamberlain	1st	1972-73	18.6	N. Nixon	3rd	1978-79	9.0
J. West	2nd	1964-65	31.0	H. Hairston	5th	1973-74	13.5	N. Nixon	4th	1979-80	7.8
E. Baylor	4th	1964-65	27.1	H. Hairston	6th	1974-75	12.8	E. Johnson	7th	1979-80	7.3
J. West	2nd	1965-66	31.3	K. Abdul-Jabbar	1st	1975-76	16.9	N. Nixon	2nd	1980-81	8.8
J. West	3rd	1966-67	28.7	K. Abdul-Jabbar	2nd	1976-77	13.3	E. Johnson	2nd	1981-82	9.5
E. Baylor	4th	1966-67	26.6	K. Abdul-Jabbar	7th	1977-78	12.9	E. Johnson	1st	1982-83	10.5
E. Baylor	3rd	1967-68	26.0	K. Abdul-Jabbar	2nd	1978-79	12.8	E. Johnson	1st	1983-84	13.1
E. Baylor	3rd	1968-69	24.8	K. Abdul-Jabbar	8th	1979-80	10.8	E. Johnson	2nd	1984-85	12.6
J. West	1st	1969-70	31.2	K. Abdul-Jabbar	6th	1980-81	10.3	E. Johnson	1st	1985-86	12.6
G. Goodrich	5th	1971-72	25.9	S. O'Neal	8th	1998-99	10.7	E. Johnson	1st	1986-87	12.2
J. West	6th	1971-72	25.8	S. O'Neal	2nd	1999-00	13.6	E. Johnson	2nd	1987-88	11.9
G. Goodrich	8th	1972-73	23.9	S. O'Neal	3rd	2000-01	12.7	E. Johnson	2nd	1988-89	12.8
G. Goodrich	4th	1973-74	25.3	L. Odum	7th	2007-08	10.6	E. Johnson	2nd	1989-90	11.5
G. Goodrich	8th	1974-75	22.6	P. Gasol	8th	2008-09	9.6	E. Johnson	2nd	1990-91	12.5
K. Abdul-Jabbar	2nd	1975-76	27.7	P. Gasol	6th	2010-11	10.2	N. Van Exel	6th	1994-95	8.3
K. Abdul-Jabbar	3rd	1976-77	26.2	A. Bynum	3rd	2011-12	11.8	N. Van Exel	8th	1996-97	8.5
K. Abdul-Jabbar	4th	1977-78	25.8	P. Gasol	7th	2011-12	10.4				
K. Abdul-Jabbar	8th	1978-79	23.8	D. Howard	1st	2012-13	12.4				
K. Abdul-Jabbar	6th	1979-80	24.8								
K. Abdul-Jabbar	6th	1981-82	23.9								
K. Abdul-Jabbar	10th	1985-86	23.4								
E. Johnson	10th	1986-87	23.9								
S. O'Neal	2nd	1997-98	28.3	<b>BLOCKS</b>	<b>RANK</b>	<b>YEAR</b>	<b>AVG.</b>	<b>STEALS</b>	<b>RANK</b>	<b>YEAR</b>	<b>AVG.</b>
S. O'Neal	2nd	1998-99	26.3	E. Smith	2nd	1974-75	2.92	L. Allen	8th	1974-75	2.06
S. O'Neal	1st	1999-00	29.7	K. Abdul-Jabbar	1st	1975-76	4.12	N. Nixon	2nd	1978-79	2.45
S. O'Neal	3rd	2000-01	28.7	K. Abdul-Jabbar	2nd	1976-77	3.18	E. Johnson	5th	1979-80	2.43
K. Bryant	4th	2000-01	28.5	K. Abdul-Jabbar	2nd	1977-78	2.98	E. Johnson	1st	1980-81	3.43
S. O'Neal	2nd	2001-02	27.2	K. Abdul-Jabbar	1st	1978-79	3.95	E. Johnson	8th	1982-83	2.23
K. Bryant	6th	2001-02	25.2	K. Abdul-Jabbar	1st	1979-80	3.41	E. Johnson	5th	1983-84	2.24
K. Bryant	2nd	2002-03	30.0	K. Abdul-Jabbar	1st	1980-81	2.85	S. Threatt	9th	1991-92	2.05
S. O'Neal	4th	2002-03	27.5	K. Abdul-Jabbar	3rd	1981-82	2.72	E. Jones	6th	1994-95	2.05
K. Bryant	4th	2003-04	24.0	K. Abdul-Jabbar	9th	1982-83	2.15	E. Jones	8th	1995-96	1.84
K. Bryant	2nd	2004-05	27.6	K. Abdul-Jabbar	9th	1983-84	1.79	E. Jones	4th	1996-97	2.36
K. Bryant	1st	2005-06	35.4	K. Abdul-Jabbar	10th	1984-85	2.05	E. Jones	6th	1997-98	2.00
K. Bryant	1st	2006-07	31.6	V. Divac	7th	1995-95	2.18	K. Bryant	6th	2002-03	2.21
K. Bryant	2nd	2007-08	28.3	E. Campbell	6th	1995-96	2.59	K. Bryant	10th	2005-06	1.84
K. Bryant	3rd	2008-09	26.8	S. O'Neal	3rd	1996-97	2.88	K. Bryant	9th	2007-08	1.84
K. Bryant	4th	2009-10	27.0	S. O'Neal	8th	1997-98	2.40	T. Ariza	9th	2008-09	1.67
K. Bryant	5th	2010-11	25.3	S. O'Neal	3rd	1999-00	3.03				
K. Bryant	2nd	2011-12	27.9	S. O'Neal	4th	2000-01	2.76				
K. Bryant	3rd	2012-13	27.3	S. O'Neal	10th	2001-02	2.04				
				S. O'Neal	6th	2002-03	2.37				
				S. O'Neal	6th	2003-04	2.48				
				P. Gasol	8th	2009-10	1.74				
				A. Bynum	6th	2010-11	1.96				
				A. Bynum	6th	2011-12	1.93				
				D. Howard	5th	2012-13	2.45				





## HOME ATTENDANCE RECORDS (LOS ANGELES ERA ONLY)

REGULAR SEASON				PLAYOFFS			TOTALS		
Season	G	Attendance	Average	G	Attendance	Average	G	Attendance	Average
1960-61	30	151,344	5,045	6	36,280	6,047	36	187,624	5,211
1961-62	31	190,321	6,139	6	66,761	11,127	37	257,082	6,948
1962-63	34	285,462	8,396	7	97,783	13,969	41	383,245	9,347
1963-64	36	322,331	8,954	2	25,590	12,795	38	347,921	9,156
1964-65	38	392,004	10,316	5	70,246	14,049	43	462,250	10,750
1965-66	39	426,467	10,935	7	101,323	14,475	46	527,790	11,474
1966-67	39	435,008	11,154	1	11,597	11,597	40	447,265	11,182
1967-68	41	421,326	10,276	8	100,757	12,595	49	522,083	10,665
1968-69	41	483,262	11,787	10	169,958	16,096	51	644,220	12,632
1969-70	41	536,513	13,086	9	154,562	17,174	50	691,165	13,823
1970-71	41	566,108	13,808	6	90,474	15,079	47	656,582	13,970
1971-72	41	668,340	16,301	8	140,040	17,505	49	808,380	16,498
1972-73	41	664,872	16,216	10	173,697	17,370	51	838,569	16,443
1973-74	41	603,145	14,711	2	35,010	17,505	43	638,155	14,841
1974-75	41	474,287	11,567	-	-	-	41	474,287	11,567
1975-76	41	524,976	12,804	-	-	-	41	524,976	12,804
1976-77	41	501,434	12,230	6	100,783	16,797	47	602,217	12,813
1977-78	41	534,017	13,025	1	15,051	15,051	42	549,068	13,073
1978-79	41	482,611	11,771	3	47,411	15,803	44	530,022	12,046
1979-80	41	582,882	14,217	9	149,865	16,652	50	732,747	14,655
1980-81	41	538,537	13,135	3	46,451	15,483	44	584,988	13,295
1981-82	41	605,367	14,765	7	113,173	16,167	48	718,540	14,969
1982-83	41	648,244	15,810	8	131,952	16,494	49	780,196	15,922
1983-84	41	622,398	15,180	11	172,124	15,648	52	794,552	15,279
1984-85	41	613,826	14,971	11	183,361	16,669	52	797,187	15,331
1985-86	41	689,905	16,826	8	140,040	17,505	49	829,945	16,938
1986-87	41	681,707	16,627	10	174,842	17,484	51	856,549	16,795
1987-88	41	714,477	17,426	14	245,070	17,505	55	959,547	17,446
1988-89	41	717,349	17,496	8	140,040	17,505	49	857,389	17,498
1989-90	41	712,498	17,378	5	87,525	17,505	46	800,023	17,392
1990-91	41	697,185	17,005	11	192,555	17,505	52	889,740	17,110
1991-92	41	699,240	17,055	1	16,690	16,690	42	715,930	17,046
1992-93	41	633,655	15,455	2	35,010	17,505	43	668,665	15,550
1993-94	41	545,915	13,315	-	-	-	41	545,915	13,315
1994-95	41	591,125	14,418	5	87,525	17,505	46	678,650	14,753
1995-96	41	649,634	15,845	2	35,010	17,505	43	684,644	15,922
1996-97	41	697,132	17,003	4	70,020	17,505	45	767,152	17,048
1997-98	41	691,994	16,878	6	105,030	17,505	47	797,024	16,958
1998-99	25	430,007	17,200	4	70,020	17,505	29	500,027	17,242
1999-00	41	771,410	18,815	13	246,961	18,997	54	1,018,371	18,859
2000-01	41	776,336	18,935	8	151,976	18,997	49	928,312	18,845
2001-02	41	778,877	18,997	10	189,970	18,997	51	968,847	18,997
2002-03	41	777,888	18,973	6	113,982	18,997	47	891,870	18,976
2003-04	41	777,757	18,970	11	208,967	18,997	52	986,724	18,975
2004-05	41	770,494	18,793	-	-	-	41	770,494	18,793
2005-06	41	774,189	18,883	3	56,991	18,997	44	831,180	18,890
2006-07	41	778,415	18,986	2	37,994	18,997	43	816,409	18,986
2007-08	41	778,877	18,997	11	208,967	18,997	52	987,844	18,997
2008-09	41	778,877	18,997	12	227,964	18,997	53	1,006,841	18,997
2009-10	41	778,877	18,997	12	227,964	18,997	53	1,006,841	18,997
2010-11	41	778,877	18,997	5	94,985	18,997	46	873,862	18,997
2011-12	33	626,901	18,997	6	113,982	18,997	39	740,883	18,997
2012-13	41	778,877	18,997	2	37,994	18,997	43	816,871	18,997
2013-14	41	771,974	18,829	-	-	-	41	771,974	18,829
2014-15	41	768,244	18,738	-	-	-	41	768,244	18,738
<b>TOTALS</b>	<b>2,191</b>	<b>33,693,775</b>	<b>15,378</b>	<b>327</b>	<b>5,543,323</b>	<b>16,952</b>	<b>2,518</b>	<b>39,237,960</b>	<b>15,582</b>



# ALL-TIME OVERTIME RECORD (LOS ANGELES ONLY)



## 1960-61 ( -1)

W	Nov. 25	@	Detroit	141-128	
L	Mar. 7		St. Louis	136-137	(2 OT)

## 1961-62 ( 7 -0)

W	Dec. 6	vs.	Syracuse	123-121	
W	Dec. 8	@	Philadelphia	151-147	(3 OT)
W	Dec. 13	vs.	St.Louis	137-136	
W	Jan. 21	@	Chicago	112-111	
W	Jan. 31	@	Detroit	123-122	
W	Feb. 5	@	Cincinnati	134-128	
W	Feb. 23	@	Chicago	124-117	

## 1962-63 ( 3 -2)

L	Nov. 11	vs.	Chicago	105-109	
W	Dec. 8	@	Cincinnati	131-128	
W	Jan. 6	@	Cincinnati	120-119	
L	Feb. 16	vs.	San Francisco	118-122	(2 OT)
W	Mar. 16	vs.	San Francisco	111-105	

## 1963-64 ( 1 -2)

W	Jan. 4	vs.	Boston	125-118	
L	Feb. 12	vs.	Boston	97-104	
L	Feb. 29	@	St.Louis	114-115	

## 1964-65 ( 4 -0)

W	Nov. 12	@	New York	132-123	
W	Dec. 16	@	Detroit	126-120	
W	Jan. 29	vs.	Cincinnati	137-133	(2 OT)
W	Mar. 11	vs.	Baltimore	121-116	

## 1965-66 ( 1 -1)

W	Feb. 9	@	Baltimore	123-116	
L	Mar. 8	@	New York	132-133	

## 1966-67 ( 2 -3)

L	Nov. 10	vs.	Detroit	132-133	
W	Dec. 7	vs.	St.Louis	130-128	
L	Jan. 18	vs.	St.Louis	121-123	
L	Jan. 22	@	Boston	120-121	
W	Feb. 25	@	St.Louis	134-133	

## 1967-68 ( 3 -2)

W	Dec. 5	@	Philadelphia	128-122	
L	Jan. 6	@	Baltimore	127-130	
W	Feb. 13	@	Baltimore	119-116	
L	Feb. 17	vs.	Philadelphia	134-135	(2 OT)
W	Mar. 9	@	San Francisco	137-132	

## 1968-69 ( 5 -2)

W	Nov. 5	@	Chicago	112-109	
W	Feb. 1	@	San Francisco	106-101	
W	Dec. 30	@	San Diego	131-126	
L	Feb. 2	vs.	San Francisco	117-122	(3 OT)
W	Feb. 25	vs.	Seattle	114-111	
W	Mar. 7	vs.	Boston	105-99	
L	Mar. 19	@	Cincinnati	128-136	

## 1969-70 ( 2 -3)

W	Oct. 21	@	Baltimore	142-137	
L	Nov. 30	vs.	Chicago	114-116	
L	Jan. 10	@	Chicago	112-116	
W	Jan. 24	@	Seattle	122-121	
L	Feb. 7	@	Phoenix	117-121	

## 1970-71 ( 0 -3)

L	Oct. 17	@	Baltimore	116-118	
L	Dec. 15	@	Buffalo	111-113	
L	Jan. 2	@	San Diego	108-109	

## 1971-72 ( 1 -1)

W	Dec. 10	vs.	Phoenix	126-117	
L	Feb. 22	vs.	Detroit	134-135	
W	Feb. 27	vs.	Chicago	123-118	

## 1972-73 ( 1 -2)

L	Dec. 1	vs.	Atlanta	109-114	
W	Dec. 12	@	Chicago	106-105	
L	Feb. 7	@	Boston	112-113	

## 1973-74 ( 0 -3)

L	Dec. 11	@	Cleveland	100-101	
L	Jan. 22	vs.	Cleveland	110-111	
L	Feb. 5	@	Houston	112-116	

## 1974-75 ( 4 -1)

W	Dec. 1	vs.	Phoenix	111-105	
W	Jan. 5	vs.	Washington	112-109	
W	Feb. 5	@	Philadelphia	113-110	(2 OT)
L	Feb. 26	vs.	Portland	116-117	(2 OT)
W	Mar. 21	vs.	Seattle	112-109	

## 1975-76 ( 1 -0)

W	Nov. 2	vs.	Atlanta	116-113	
---	--------	-----	---------	---------	--

## 1976-77 ( 3 -2)

L	Oct. 26	vs.	Kansas City	115-117	
L	Nov. 9	@	Buffalo	116-121	
W	Dec. 18	@	Portland	115-111	
W	Jan. 11	@	Cleveland	101-99	
W	Apr. 3	vs.	Detroit	115-107	

## 1977-78 ( 2 -3)

L	Nov. 15	vs.	Cleveland	95-102	
W	Dec. 11	vs.	Buffalo	124-119	
L	Feb. 1	@	Boston	100-103	
W	Feb. 3	@	New Jersey	105-99	
L	Feb. 22	@	Kansas City	122-127	

## 1978-79 ( 1 -3)

L	Jan. 6	@	Houston	112-115	
L	Jan. 19	vs.	Houston	121-122	
W	Feb. 6	vs.	San Antonio	119-111	
L	Apr. 4	@	Kansas City	111-115	

## 1979-80 ( 3 -2)

W	Nov. 9	vs.	Denver	126-122	
W	Nov. 16	@	Denver	135-128	
L	Jan. 29	@	Cleveland	152-154	(4 OT)
W	Feb. 8	@	New Jersey	125-120	
L	Feb. 29	vs.	Milwaukee	117-126	

## 1980-81 ( 1 -2)

W	Oct. 15	@	Kansas City	112-107	
W	Nov. 29	@	Denver	124-123	(2 OT)
L	Mar. 28	@	Utah	110-112	
L	Mar. 29	vs.	Denver	146-148	





# ALL-TIME OVERTIME RECORD (LOS ANGELES ONLY)

## 1981-82 (2-2)

L	Oct. 30	vs.	Houston	112-113	(2 OT)
W	Nov. 15	vs.	Indiana	124-123	(2 OT)
W	Feb. 26	vs.	Philadelphia	116-114	(2 OT)
L	Mar. 4	@	New York	119-129	

## 1982-83 ( -1)

W	Nov. 3	@	Denver	135-134	
L	Jan. 5	@	Philadelphia	120-122	(2 OT)

## 1983-84 ( -1)

L	Nov. 22	vs.	Utah	126-130	
W	Jan. 10	@	Houston	136-132	
W	Mar. 9	@	Dallas	121-120	(2 OT)

## 1984-85 (1-2)

L	Dec. 11	@	Seattle	122-124	
L	Mar. 26	@	Portland	113-116	
W	Apr. 7	vs.	Portland	135-133	

## 1985-86 (4 -0)

W	Oct. 26	@	San Antonio	121-116	(2 OT)
W	Dec. 4	@	Utah	131-127	
W	Feb. 23	@	Philadelphia	117-111	
W	Mar. 8	vs.	Sacramento	122-121	(2 OT)

## 1986-87 ( -1)

W	Dec. 23	@	Sacramento	127-117	
W	Feb. 22	@	Philadelphia	112-110	

## 1987-88 (2-3)

L	Nov. 22	vs.	Milwaukee	116-124	
W	Dec. 1	@	Sacramento	125-120	
L	Dec. 9	@	Washington	112-120	
L	Jan. 13	@	LA Clippers	109-110	
W	Feb. 19	@	Atlanta	126-119	

## 1988-89 ( -2)

W	Nov. 15	@	Denver	148-146	(2 OT)
W	Dec. 4	vs.	Washington	119-112	
L	Dec. 14	@	New Jersey	113-119	
L	Apr. 1	@	Denver	108-114	

## 1989-90 (3 -3)

L	Dec. 1	vs.	Detroit	97-108	
W	Dec. 20	@	Minnesota	106-97	
L	Jan. 9	@	Phoenix	118-121	
W	Feb. 6	@	Portland	121-119	
L	Feb. 14	vs.	Portland	128-132	(2 OT)
W	Feb. 20	@	San Antonio	115-114	

## 1990-91 (3-3)

L	Nov. 6	vs.	Portland	123-125	
W	Nov. 15	@	Houston	108-103	
L	Dec. 12	vs.	Dallas	97-112	
W	Jan. 25	@	New Jersey	108-103	
W	Feb. 24	@	Detroit	102-96	
L	Mar. 29	vs.	Portland	105-109	

## 1991-92 ( -3)

L	Nov. 1	@	Houston	121-126	(2 OT)
W	Nov. 2	@	Dallas	114-113	
L	Nov. 5	vs.	LA Clippers	109-114	
L	Mar. 13	@	Cleveland	107-109	
W	Apr. 19	vs.	LA Clippers	109-108	

## 1992-93 (6 -1)

W	Nov. 6	@	LA Clippers	114-112	
W	Nov. 20	vs.	Chicago	120-118	
W	Jan. 24	@	Washington	112-110	
W	Mar. 5	vs.	Philadelphia	101-97	
W	Feb. 8	vs.	Dallas	108-100	
L	Apr. 8	@	Golden State	116-122	

## 1993-94 ( -0)

W	Nov. 16	vs.	LA Clippers	116-114	(2 OT)
W	Apr. 6	vs.	Sacramento	128-123	

## 1994-95 (6 -2)

L	Nov. 11	vs.	Denver	117-124	
W	Nov. 29	@	New Jersey	129-120	(2 OT)
L	Jan. 21	@	Philadelphia	113-117	
W	Jan. 25	vs.	New Jersey	120-116	
W	Jan. 28	@	Seattle	128-121	
W	Feb. 24	vs.	Charlotte	95-93	
W	Mar. 3	vs.	Sacramento	109-104	(2 OT)

## 1995-96 (0 -0)

No Overtime Games

## 1996-97 (4 -3)

W	Nov. 12	@	Houston	126-115	(2 OT)
W	Dec. 13	vs.	Portland	120-119	
L	Dec. 17	@	Chicago	123-129	
L	Jan. 18	vs.	Detroit	97-100	(2 OT)
L	Feb. 23	vs.	New York	121-127	(2 OT)
W	Mar. 16	vs.	Toronto	98-90	
W	Mar. 27	@	Vancouver	102-98	

## 1997-98 (4 -1)

W	Nov. 13	@	San Antonio	109-100	
W	Nov. 14	@	Houston	113-103	(2 OT)
W	Dec. 26	vs.	LA Clippers	118-114	
L	Feb. 13	vs.	Seattle	108-113	
W	Apr. 5	@	Detroit	105-103	

## 1998-99 ( -1)

L	Feb. 22	@	Denver	113-117	
W	Apr. 20	@	Golden State	106-102	

## 1999-00 ( -2)

L	Jan. 24	@	Utah	101-105	(2 OT)
W	Feb. 18	@	Orlando	107-99	
W	Apr. 10	vs.	Seattle	106-103	
L	Apr. 19	@	San Antonio	98-103	

## 2000-01 (6 -3)

W	Nov. 16	@	Sacramento	112-110	
L	Dec. 6	@	Golden State	122-125	
W	Dec. 17	@	Toronto	104-101	
W	Dec. 30	@	LA Clippers	116-114	
W	Jan. 15	vs.	Vancouver	113-112	
W	Feb. 13	@	New Jersey	113-110	
L	Mar. 9	vs.	San Antonio	89-93	
L	Mar. 11	vs.	Seattle	97-109	
W	Mar. 15	@	Washington	125-119	

## 2001-02 ( -2)

W	Nov. 15	@	Houston	98-97	
L	Jan. 12	@	Chicago	104-106	
L	Apr. 14	@	Portland	120-128	(2 OT)



# ALL-TIME OVERTIME RECORD (LOS ANGELES ONLY)



## 2002-03 (6 -3)

W	Nov. 3	vs.	Portland	98-95	
L	Nov. 7	@	Boston	95-98	
W	Nov. 15	vs.	Golden State	96-89	
W	Nov. 29	@	Memphis	112-106	
L	Dec. 20	@	Philadelphia	104-107	
W	Dec. 22	@	Toronto	109-107	
L	Jan. 17	@	Houston	104-108	
W	Feb. 18	vs.	Houston	106-99	(2 OT)
W	Apr. 6	vs.	Phoenix	115-113	

## 2003-04 (6 -0)

W	Nov. 6	@	San Antonio	120-117	(2 OT)
W	Feb. 4	@	Cleveland	111-106	
W	Mar. 15	vs.	Orlando	113-110	
W	Mar. 21	vs.	Milwaukee	104-103	
W	Apr. 14	@	Portland	105-104	(2 OT)

## 2004-05 (1 -3)

L	Dec. 17	vs.	Washington	116-120	
L	Dec. 25	vs.	Miami	102-104	
W	Feb. 9	@	New Jersey	104-103	
L	Feb. 28	@	New York	115-117	

## 2005-06 (6 -4)

W	Nov. 2	@	Denver	99-97	
L	Nov. 27	vs.	New Jersey	96-102	
W	Dec. 1	@	Utah	105-101	
L	Dec. 28	vs.	Memphis	99-100	
L	Jan. 19	@	Sacramento	109-118	
W	Jan. 27	vs.	Golden State	106-105	
L	Apr. 6	@	Denver	108-110	

## 2006-07 (4 -6)

W	Dec. 15	vs.	Houston	112-101	(2 OT)
L	Dec. 17	vs.	Washington	141-147	
L	Dec. 29	@	Charlotte	124-133	(3 OT)
W	Jan. 4	@	Sacramento	132-128	
W	Jan. 15	vs.	Miami	124-118	
L	Jan. 26	vs.	Charlotte	97-106	
L	Jan. 28	vs.	San Antonio	94-96	
L	Mar. 6	@	Minnesota	107-117	(2 OT)
W	Mar. 16	vs.	Portland	116-111	
L	Mar. 30	vs.	Houston	104-107	

## 2007-08 (4 -0)

W	Jan. 14	@	Seattle	123-121	
W	Mar. 2	vs.	Dallas	108-104	
W	Mar. 24	@	Golden State	123-119	
W	Mar. 30	vs.	Washington	126-120	

## 2008-09 (2 -1)

L	Jan. 27	vs.	Charlotte	110-117	(2 OT)
W	Feb. 5	@	Boston	110-109	
W	Feb. 20	vs.	New Orleans	115-111	

## 2009-10 (4 -1)

W	Nov. 3	@	Oklahoma City	101-98	
W	Nov. 4	@	Houston	103-102	
W	Dec. 16	@	Milwaukee	107-106	
W	Dec. 26	@	Sacramento	112-103	(2 OT)
L	Mar. 4	@	Miami	111-114	

## 2010-11 (4 -0)

W	Feb. 1	vs.	Houston	114-106	
W	Feb. 23	@	Portland	106-101	
W	Mar. 22	vs.	Phoenix	139-137	(3 OT)
W	Apr. 13	@	Sacramento	116-108	

## 2011-12 (6 -1)

W	Jan. 11	@	Utah	90-87	
W	Feb. 9	@	Boston	88-87	
L	Mar. 6	@	Detroit	85-88	
W	Mar. 13	@	Memphis	116-111	(2 OT)
W	Mar. 14	@	New Orleans	107-101	
W	Apr. 15	vs.	Dallas	112-108	
W	Apr. 22	vs.	Oklahoma City	114-106	(2 OT)

## 2012-13 (6 -0)

W	Dec. 22	@	Golden State	118-115	
W	Mar. 8	vs.	Toronto	118-116	
W	Apr. 17	vs.	Houston	99-95	

## 2013-14 (0 -1)

L	Jan. 20	@	Chicago	100-102	
---	---------	---	---------	---------	--

## 2014-15 (6 -3)

L	Nov. 23	vs.	Denver	94-101	
W	Nov. 30	vs.	Toronto	129-122	
W	Dec. 12	@	San Antonio	112-110	
W	Jan. 29	vs.	Chicago	123-118	(2 OT)
L	Feb. 4	@	Milwaukee	105-113	
L	Feb. 6	@	Orlando	97-103	
W	Feb. 22	vs.	Boston	118-111	
W	Mar. 25	@	Minnesota	101-99	
W	Mar. 30	@	Philadelphia	113-111	

## ALL-TIME OVERTIME RECORDS (LOS ANGELES ERA ONLY)

Most OT Games (Season)	10	2006-07	Most OT Periods	4	@ Cleveland 1/29/80
Fewest OT Games (Season)	0	1995-96	Double-Overtime Record	22-14	.611
Most OT Wins (Season)	7	1961-62	Triple-Overtime Record	2-2	.500
Best OT Record (Season)	7-0	1961-62	Quadruple-Overtime Record	0-1	.000
Most OT Losses (Season)	6	2006-07	<b>Overall OT Record</b>	<b>150-95</b>	<b>.612</b>
Consecutive OT Games	3	1991-92	<b>Home OT Record</b>	<b>60-42</b>	<b>.588</b>
Consecutive OT Wins	7	2011-12 - 2012-13	<b>Road OT Record</b>	<b>90-53</b>	<b>.629</b>
	7	2002-03 - 2003-04			
	7	1984-85 - 1986-87			
	7	1961-62			
Consecutive OT Losses	4	1972-73 - 1973-74			
	4	1969-70 - 1970-71			











# ALL-TIME NUMERICAL ROSTER

## LOS ANGELES ERA

### 00

Calvin Garrett  
Benoit Benjamin

### 0

Orlando Woolridge  
Soumaila Samake  
Andrew Goudelock  
Nick Young

### 1

Earl Jones  
Wes Matthews  
Anthony Peeler  
Maurice Carter  
Caron Butler  
William "Smush" Parker  
Javaris Crittenton  
Jordan Farmar  
Joe Smith  
Darius Morris

### 2

Kenny Carr  
Rory Sparrow  
Anthony Miller  
Derek Fisher  
Aaron McKie  
Elias Harris  
MarShon Brooks  
Wayne Ellington

### 3

Eimore Smith  
Jeff Lamp  
Jay Vincent  
Sedale Threatt  
Devean George  
Shammond Williams  
Trevor Ariza  
Devin Ebanks  
Shawne Williams  
Manny Harris

### 4

Adrian Dantley  
Byron Scott  
Frankie King  
Ron Harper  
Luke Walton  
Antawn Jamison  
Ryan Kelly

### 5

Dick Barnett  
Jim McMillian  
Tom Abernathy  
Jim Price  
Eddie Jordan  
Duane Cooper  
Robert Horry  
Ime Udoka  
Tierre Brown  
Jordan Farmar  
Steve Blake  
Carlos Boozer

### 6

Chucky Brown  
Eddie Jones  
Jelani McCoy  
Maurice Evans  
Adam Morrison  
Josh McRoberts  
Earl Clark  
Kent Bazemore  
Jordan Clarkson

### 7

Kenny Carr  
Marty Byrnes  
Demetrius Calip  
Trevor Wilson  
Lester Conner  
Derek Strong  
Larry Krystkowiak  
Sam Jacobson  
Isaiah Rider  
Brian Cook  
Lamar Odom  
Ramon Sessions  
Darius Johnson-Odom  
Xavier Henry

### 8

Jim Brewer  
Doug Christie  
Randolph Keys  
Kobe Bryant

### 9

Jim Chones  
Nick Van Exel  
Bryon Russell  
Chucky Atkins  
Laron Proff  
Sun Yue  
Matt Barnes  
Chris Kaman  
Ronnie Price

### 10

Corky Calhoun  
Norm Nixon  
Larry Drew  
Tyronn Lue  
Lindsey Hunter  
Vladimir Radmanovic  
Trey Johnson  
Steve Nash

### 11

Frank Selvy  
Gail Goodrich  
Jim Cleamons  
Jim McDaniels  
Bo Lamar  
Charlie Scott  
Bob McAdoo  
J.R. Reid  
John Celestano  
Joe Crispin  
Karl Malone  
Devin Green  
Coby Karl  
Wesley Johnson

### 12

Gene Wiley  
Fred Crawford  
Pat Riley  
Don Chaney  
Ronnie Lester  
Viade Divac  
Jerome Kersey  
Derek Harper  
Mike Penberthy  
Jannero Pargo  
Shannon Brown  
Dwight Howard  
Kendall Marshall  
Vander Blue

### 13

**Wilt Chamberlain\***  
Dwight Jones

### 14

Ray Felix  
Hub Reed  
Darrall Imhoff  
John Tresvant  
Leroy Ellis  
Brad Holland  
David Rivers  
Sam Perkins  
Stanislav Medvedenko  
Ira Newble  
Troy Murphy

### 15

Mel Gibson  
Bob Boozer  
Henry Finkel  
Willie McCarter  
Jim Price  
Ron Williams  
John Roche  
Ernie DiGregorio  
Ron Carter  
Butch Lee  
Eddie Jordan  
Tony Bobbitt  
Metta World Peace  
Jabari Brown

### 16

John Salley  
Pau Gasol

### 17

Rick Fox  
Andrew Bynum  
Jeremy Lin

### 18

Kurt Rambis  
Sasha Vujacic

### 19

Tony Campbell

### 20

Tom Hawkins  
Don Nelson  
Dick Garrett  
Ernie Killum  
Nate Hawthorne  
Brian Winters  
Don Freeman  
Allen Murphy  
Cornell Warner  
Maurice Lucas  
Milt Wagner  
Terry Teagle  
Danny Young  
Rumeal Robinson  
Jon Barry  
Brian Shaw  
Gary Payton  
Jumaine Jones  
Jodie Meeks  
Dwight Buycks

### 21

Bob Leonard  
Bobby Smith  
Jim King  
Archie Clark  
Johnny Egan  
Flynn Robinson  
Walt Wesley  
Cliff Meely  
Mack Calvin  
Johnny Neumann  
Michael Cooper  
Ruben Patterson  
Kareem Rush  
Ronny Turiaf  
Josh Powell  
Chris Duhon  
Ed Davis

### 22

**Elgin Baylor\***

### 23

Jim Barnes  
Stu Lantz  
Lou Hudson  
Tony Jackson  
Jerome Henderson  
Reggie Jordan  
Cedric Ceballos  
Mario Bennett  
Mitch Richmond  
Von Wafer

### 24

Gary Alcorn  
Bobby Sims  
Ron Horn  
John Wetzel  
Keith Erickson  
Kermit Washington  
Ron Boone  
Butch Carter  
Adrian Branch  
Steve Bucknall  
George Lynch  
Lloyd Daniels  
Fred Roberts  
Trevor Wilson  
George McCloud  
Shea Seals  
Jim Jackson  
Kobe Bryant

### 25

Leroy Ellis  
**Gail Goodrich\***  
Ollie Mack  
Alan Hardy  
Mitch Kupchak  
Keith Owens  
Eddie Jones

### 26

Dan Schayes

### 27

Jordan Hill

### 28

DJ Mbenga  
Jason Kaponou  
Tarik Black

### 30

Cliff Anderson  
Bill Hewitt  
Fred Hetzel  
William Turner  
Roger Brown  
Cornell Warner  
Marv Roberts  
Brad Davis  
Kevin McKenna  
Irving Thomas  
Alex Blackwell  
George Lynch  
Kurt Rambis  
Tracy Murray  
Julius Randle



# ALL-TIME NUMERICAL ROSTER



## LOS ANGELES ERA

### 31

Mel Counts  
John Trapp  
Zelmo Beatty  
Spencer Haywood  
Kurt Rambis  
Mark McNamara  
Sam Bowie  
Jamal Sampson  
Chris Mihm

### 32

Jim Krebs  
Jerry Grote  
Bill Bridges  
Cazzie Russell  
**Earvin Johnson\***

### 33

Rod Hundley  
Cotton Nash  
John Fairchild  
Tom Hawkins  
Mike Lynn  
Travis Grant  
Cazzie Russell  
**Kareem Abdul-Jabbar\***

### 34

John Block  
Erwin Mueller  
Stan Love  
Myles Patrick  
Clay Johnson  
Petur Gudmundsson  
Ray Tolbert  
Tony Smith  
George Lynch  
**Shaquille O'Neal\***

### 35

Rudy LaRusso  
Rick Roberson  
Bill Bridges  
Don Ford  
Joe Cooper  
Billy Ray Bates  
Larry Spriggs  
Tony Brown  
Doug Christie  
Joe Kleine  
Mark Madsen

### 37

Metta World Peace

### 40

Bill McGill  
Jerry Chambers  
Cliff Anderson  
Lucius Allen  
Dave Robisch  
Mike McGee  
Antonio Harvey  
Travis Knight  
Greg Foster

### 41

C.J. Kupec  
Mitch Kupchak  
Swen Nater  
Elden Campbell  
Glen Rice

### 42

Walt Hazzard  
Connie Hawkins  
Lucius Allen  
James Edwards  
**James Worthy\***

### 43

Earl Tatum  
Chuck Nevitt  
Frank Brickowski  
Mychal Thompson  
Cliff Robinson  
Corie Blount  
Brian Cook

### 44

**Jerry West\***

### 45

A.C. Green  
Sean Rooks  
Derrick Caracter

### 49

Melvin McCants

### 50

Steve Mix  
Theo Ratliff  
Robert Sacre

### 52

Ron Johnson  
Bob McNeill  
Dennis Hamilton  
Jay Carty  
Happy Hairston  
**Jamaal Wilkes\***  
Mike Smrek  
Samaki Walker

### 53

James Edwards

### 54

Howard Joliff  
Mark Landsberger  
Jack Haley  
Horace Grant  
Kwame Brown

### 55

Wayne Yates  
Billy Thompson  
Mike Higgins  
Jawann Oldham  
Brian Grant

### 73

Dennis Rodman

### 88

Christian Eyenga

## MINNEAPOLIS ERA

### 4

Joe Hutton

### 10

Herm Schaefer

### 11

Mike Bloom  
Billy Hassett  
Lew Hitch  
Jim Paxson  
Frank Selvy

### 12

Don Smith  
Gene Stump  
Ed Beach  
Howie Schultz  
Jim Holstein  
Bobby Watson  
Alex "Boo" Ellis

### 13

Tony Jaros  
Jim Holstein  
Corky Devlin

### 14

Earl Gardner  
Bud Grant  
Paul Walther  
Joe Hutton  
Larry Foust  
Ray Felix

### 15

Don Carlson  
Kevin O'Shea  
Joe Hutton  
Howie Schultz  
Dick Schnittker

### 16

Johnny Jorgensen  
Bob Harrison  
Dick Garmaker  
Nick Mantis

### 17

**Jim Pollard\***  
Ron Sobie

### 18

Ray Ellefson  
Arnie Ferrin  
Frank Saul  
Bob Carney  
Don Sunderlage  
Chuck Mencil

### 19

Jack Dwan  
**Vern Mikkelsen\***

### 20

Ed "Whitey" Kachan  
Normie Glick  
Bud Grant  
Myer "Whitey" Skoog  
Tom Hawkins

### 21

Bob Leonard

### 22

Don Forman  
**Slater Martin\***  
Ron Feiereisel  
McCoy Ingram  
George Brown  
**Elgin Baylor**

### 23

Ed Kalafat  
Alex "Boo" Ellis

### 24

Dick Schnittker  
Walter Dukes  
Bob Smith

### 27

Art Spoelstra

### 30

Steve Hamilton  
Alex "Boo" Ellis

### 32

Jim Krebs

### 33

Bob Williams  
Rod Hundley

### 34

**Clyde Lovellette\***

### 35

Rudy LaRusso

### 44

Chuck Share

### 50

Bob Burrow  
Ed Fleming

### 70

Ed Flemming  
Frank Selvy

### 89

**Clyde Lovellette\***

### 99

**George Mikan\***

*Includes only players who have appeared in a regular season game.*

*Numbers as available*



\* Retired Number; ^ Honored Minneapolis Lakers Hall of Famers







## ALL-TIME COLLEGIATE ROSTER / D-LEAGUE EXPERIENCE

<b>HARVARD ( )</b>	<b>NORTHWESTERN ( )</b>	<b>SW LOUISIANA ( )</b>
Jeremy Lin 2014-15	Nick Mantis 1959-60	Dwight Lamar 1976-77
<b>HOWARD ( )</b>	<b>OHIO ( )</b>	<b>ST. BONAVENTURE ( )</b>
Larry Spriggs 1983-86	Howard Jolliff 1960-63	Fred Crawford 1967-69
<b>IDAHO STATE ( )</b>	<b>OKLAHOMA CITY ( )</b>	<b>STETSON ( )</b>
Ron Boone 1978-80	Hub Reed 1963-64	Earlie Killum 1970-71
<b>IOWA STATE (1)</b>	<b>OKLAHOMA STATE [A&amp;M] ( )</b>	<b>TENNESSEE ( )</b>
Wesley Johnson* 2013-15	Ray Ellefson* 1948-49	Lefty Walther 1949-50
<b>LA SALLE ( )</b>	<b>OLD DOMINION ( )</b>	<b>TENNESSEE STATE ( )</b>
Larry Foust 1957-59	Kent Bazemore 2013-14	Dick Barnett 1962-65
<b>LONG ISLAND ( )</b>	<b>ORAL ROBERTS ( )</b>	<b>TOLEDO ( )</b>
Ray Felix 1959-62	Calvin Garrett* 1983-84	Steve Mix 1982-83
<b>LONGWOOD ( )</b>	<b>PACIFIC ( )</b>	<b>UTAH STATE ( )</b>
Jerome Kersey 1996-97	Jon Barry* 1997-98	Marv Roberts 1976-77
<b>LOUISIANA TECH ( )</b>	<b>PENNSYLVANIA ( )</b>	<b>UTAH VALLEY STATE ( )</b>
Karl Malone 2003-04	Corky Callhoun 1974-76	Ronnie Price* 2014-15
<b>LOYOLA (CHICAGO) ( )</b>	<b>PFEIFFER ( )</b>	<b>VIRGINIA ( )</b>
Jack Dwan 1948-49	Antonio Harvey* 1993-95	Jeff Lamp 1987-89
<b>THE MASTERS COLLEGE ( )</b>	<b>PORTLAND STATE ( )</b>	<b>VIRGINIA TECH ( )</b>
Mike Penberthy 2000-02	Ime Udoka* 2003-04	John Wetzel 1967-68
<b>MCNEESE STATE ( )</b>	<b>PRAIRIE VIEW A&amp;M ( )</b>	<b>VMI ( )</b>
Tierre Brown 2004-05	Zelmo Beatty 1974-75	Ron Carter 1978-79
<b>MISSISSIPPI ( )</b>	<b>PURDUE ( )</b>	<b>WAYNE STATE ( )</b>
Johnny Neumann 1976-77	Mel McCants 1989-90	George Brown 1957-58
<b>MONMOUTH (1)</b>	<b>RHODE ISLAND ( )</b>	<b>WEST TEXAS A&amp;M ( )</b>
Alex Blackwell 1992-93	Lamar Odum 2004-11	Ray Ellefson* 1948-49
<b>MONTANA ( )</b>	<b>RUTGERS ( )</b>	<b>WEST VIRGINIA TECH ( )</b>
Larry Krystkowiak 1996-97	Eddie Jordan 1980-84	Sedale Threatt 1991-96
<b>MOREHEAD STATE ( )</b>	<b>SAINT MARY'S ( )</b>	<b>WISCONSIN ( )</b>
Steve Hamilton 1958-60	Brian Shaw* 1999-03	Wes Matthews 1986-88
<b>MT. SAN ANTONIO ( )</b>	<b>SE OKLAHOMA STATE ( )</b>	
Lloyd Daniels 1994-95	Dennis Rodman 1998-99	
<b>NEVADA-RENO ( )</b>	<b>SOUTH FLORIDA ( )</b>	
Ramon Sessions 2011-12	Chucky Atkins 2004-05	
<b>NICHOLS STATE ( )</b>	<b>SOUTHERN METHODIST ( )</b>	
Ronnie Price* 2014-15	James Krebs 1957-64	
<b>NORTHERN COLORADO ( )</b>	<b>SOUTHERN MISSISSIPPI ( )</b>	
Mike Higgins 1989-90	Randolph Keys 1994-95	

## ALL-TIME LAKERS WITH NBA DEVELOPMENT LEAGUE EXPERIENCE

Matt Barnes	Dwight Buycks	Jordan Farmer*	Ryan Kelly*	Shea Seals
Kent Bazemore	Derrick Character	Andrew Goudeock*	Jeremy Lin	Ramon Sessions
Tarik Black*	Maurice Carter	Devin Green*	Kendall Marshall	Ime Udoka
Vander Blue*	Earl Clark	Elias Harris*	Jelani McCoy*	Von Wafer
Tony Bobbitt	Jordan Clarkson*	Manny Harris*	Darius Morris*	Shawne Williams*
MarShon Brooks	Javaris Crittenton	Xavier Henry*	Smush Parker	Sun Yue*
Jabari Brown*	Ed Davis	Trey Johnson	Josh Powell	
Shannon Brown	Devin Ebanks*	Darius Johnson-Odom*	Robert Sacre*	*played with Los Angeles D-Fenders
Tierre Brown	Christian Eyenga*	Coby Karl*	Soumaila Samake	



# ALL-TIME CAREER LEADERS



## POINTS

Kobe Bryant	32,482
Jerry West	25,192
Kareem Abdul-Jabbar	24,176
Elgin Baylor	23,149
Earvin Johnson	17,707
James Worthy	16,320
Shaquille O'Neal	13,895
Gail Goodrich	13,044
Byron Scott	12,780
Jamaal Wilkes	10,601

## GAMES PLAYED

Kobe Bryant	1,280
Kareem Abdul-Jabbar	1,093
Jerry West	932
James Worthy	926
Derek Fisher	915
Earvin Johnson	906
Michael Cooper	873
Elgin Baylor	846
Byron Scott	846
A.C. Green	735

## MINUTES PLAYED

Kobe Bryant	46,774
Kareem Abdul-Jabbar	37,492
Jerry West	36,571
Elgin Baylor	33,863
Earvin Johnson	33,245
James Worthy	30,001
Byron Scott	25,533
Michael Cooper	23,635
Derek Fisher	23,211
Gail Goodrich	21,765

## ASSISTS

Earvin Johnson	10,141
Jerry West	6,238
Kobe Bryant	6,122
Norm Nixon	3,846
Michael Cooper	3,666
Kareem Abdul-Jabbar	3,652
Elgin Baylor	3,650
Gail Goodrich	2,863
James Worthy	2,791
Nick Van Exel	2,749

## STEALS

Kobe Bryant	1,882
Earvin Johnson	1,724
James Worthy	1,041
Byron Scott	1,038
Michael Cooper	1,033
Kareem Abdul-Jabbar	983
Derek Fisher	968
Norm Nixon	868
Jamaal Wilkes	706
A.C. Green	657

## BLOCKED SHOTS

Kareem Abdul-Jabbar	2,694
Shaquille O'Neal	1,278
Elden Campbell	1,022
Vlade Divac	834
Andrew Bynum	628
Kobe Bryant	627
James Worthy	624
Elmore Smith	609
Pau Gasol	607
Michael Cooper	523

## FIELD GOALS MADE

Kobe Bryant	11,321
Kareem Abdul-Jabbar	9,935
Jerry West	9,016
Elgin Baylor	8,693
James Worthy	6,878
Earvin Johnson	6,211
Shaquille O'Neal	5,462
Byron Scott	5,126
Gail Goodrich	5,107
Jamaal Wilkes	4,533

## FIELD GOALS ATTEMPTED

Kobe Bryant	25,087
Elgin Baylor	20,171
Jerry West	19,032
Kareem Abdul-Jabbar	17,520
James Worthy	13,024
Earvin Johnson	11,951
Gail Goodrich	11,098
Byron Scott	10,461
Shaquille O'Neal	9,498
Vern Mikkelsen	8,812

## FREE THROWS MADE

Kobe Bryant	8,146
Jerry West	7,160
Elgin Baylor	5,763
Earvin Johnson	4,960
Kareem Abdul-Jabbar	4,305
George Mikán	3,068
Shaquille O'Neal	2,971
Vern Mikkelsen	2,969
Gail Goodrich	2,830
James Worthy	2,447

## FREE THROWS ATTEMPTED

Kobe Bryant	9,730
Jerry West	8,801
Elgin Baylor	7,391
Earvin Johnson	5,850
Kareem Abdul-Jabbar	5,842
Shaquille O'Neal	5,572
George Mikán	3,924
Vern Mikkelsen	3,874
Gail Goodrich	3,466
James Worthy	3,184

## 3-PT FG MADE

Kobe Bryant	1,694
Derek Fisher	846
Nick Van Exel	750
Byron Scott	595
Eddie Jones	489
Rick Fox	480
Michael Cooper	428
Metta World Peace	385
Jordan Farmar	364
Sasha Vujacic	363

## 3-PT FG ATTEMPTED

Kobe Bryant	5,079
Derek Fisher	2,255
Nick Van Exel	2,062
Byron Scott	1,595
Rick Fox	1,390
Eddie Jones	1,294
Michael Cooper	1,260
Metta World Peace	1,130
Lamar Odom	1,090
Earvin Johnson	1,074

## FG % (MIN. 1,000 FGM)

Wilt Chamberlain	2360-3902	.605
Shaquille O'Neal	5462-9498	.575
Kareem Abdul-Jabbar	9935-17520	.567
Andrew Bynum	1823-3221	.566
Kurt Rambis	1099-1998	.550
Pau Gasol	2987-5723	.522
James Worthy	6878-13204	.521
Earvin Johnson	6211-11951	.520
Mike McGee	1077-2075	.519
Cedric Ceballos	1169-2263	.517

## 3-PT FG % (MIN. 250 3FGA)

Vladimir Radmanovic	195-488	.400
Brian Cook	162-413	.392
Jumaine Jones	102-261	.391
Chuck Atkins	176-455	.387
Steve Blake	250-653	.383
Anthony Peeler	249-651	.382
Nick Young	218-575	.379
Eddie Jones	489-1294	.378
Glen Rice	137-364	.376
Derek Fisher	846-2255	.375

## FT % (MIN. 200 FTM)

Cazzie Russell	421-480	.877
Sasha Vujacic	282-322	.876
Glenn Rice	423-486	.870
Jodie Meeks	307-354	.867
Caron Butler	275-319	.862
Stu Lantz	225-265	.849
Earvin Johnson	4960-5850	.848
Nick Young	367-433	.848
Johnny Egan	303-361	.839
Kobe Bryant	8146-9730	.837

## REBOUNDS

Elgin Baylor	11,463
Kareem Abdul-Jabbar	10,279
Kobe Bryant	6,800
Earvin Johnson	6,559
Wilt Chamberlain	6,524
Shaquille O'Neal	6,090
Vern Mikkelsen	5,940
A.C. Green	5,632
Rudy LaRusso	5,571
Jerry West	5,376

## OFF. REBOUNDS (SINCE 1973-74)

Kareem Abdul-Jabbar	2,494
A.C. Green	2,089
Shaquille O'Neal	1,957
Earvin Johnson	1,601
James Worthy	1,561
Kobe Bryant	1,458
Vlade Divac	1,438
Pau Gasol	1,252
Elden Campbell	1,207
Lamar Odom	1,149

## DEF. REBOUNDS (SINCE 1973-74)

Kareem Abdul-Jabbar	7,785
Kobe Bryant	5,342
Earvin Johnson	4,958
Shaquille O'Neal	4,133
Lamar Odom	3,757
A.C. Green	3,543
James Worthy	3,147
Vlade Divac	3,107
Pau Gasol	2,988
Elden Campbell	2,397





### 13 WILT CHAMBERLAIN "THE BIG DIPPER"

Member of Lakers 1971-72 championship team that won an NBA-record 33 consecutive games and a then-NBA record 69 contests overall (averaged 14.8 points and a team-leading 19.2 rebounds that season) ... Named Most Valuable Player of the 1972 NBA Finals when he averaged 14.7 points and 21.0 rebounds ... Led NBA in rebounding in 11 seasons (four with Lakers) ... Averaged a Los Angeles franchise-record 21.1 rebounds in 1968-69 ... Averaged 18+ rebounds four times with Lakers (21.1, 19.2, 18.6, 18.2) ... Appeared in 13 NBA All-Star games ... Enshrined in Naismith Memorial Basketball Hall of Fame in 1979 ... Averaged an NBA-record 50.4 points during the 1961-62 campaign ... Scored 50+ points on 118 occasions ... Led NBA in both scoring and rebounding (same season) five times ... Earned NBA Most Valuable Players honors four times ... Was named one of the 50 Greatest Players in NBA History during the league's 50th anniversary season in 1996-97 ... Ranks first overall among the club's career field goal percentage leaders (.605) ... Number was retired on November 9, 1983.



### 22 ELGIN BAYLOR

Ranks among all-time franchise leaders in numerous categories, including rebounds (1st, 11,463), points (4th, 23,149) and assists (7th, 3,650) ... Scored a then single-game Los Angeles franchise record 71 points November 15, 1960 @ New York (2nd highest total in franchise history) ... 11-time NBA All-Star ... Co-MVP of the 1959 All-Star Game ... Member of the All-NBA First Team on 10 occasions ... Named NBA Rookie of the Year in 1959 ... Scored an NBA Finals record 61 points April 14, 1962 @ Boston ... Inducted into the Naismith Memorial Basketball Hall of Fame in 1977 ... Averaged over 30.0 points and 14.0 rebounds in three seasons during his career ... Led the Lakers in rebounding for seven consecutive seasons (1958-59 through 1964-65), a club record ... Averaged a franchise-record 38.3 points during the 1961-62 season ... Led the Lakers in scoring six different seasons, including three straight years (1958-59 - 1960-61) ... Averaged 27.4 points and 13.5 rebounds in 846 games overall during his career ... Was named one of the 50 Greatest Players in NBA History during the league's 50th anniversary season in 1996-97 ... Number was retired on November 9, 1983.



### 25 GAIL GOODRICH

Ranks among all-time club leaders in several categories including total points (8th, 13,044), assists (8th, 2,863) and free throws made (9th, 2,830) ... Member of the Lakers 1971-72 NBA Championship team that won a professional sports-record 33 consecutive games ... Member of the 1973-74 All-NBA First Team ... Led the Lakers in scoring four consecutive seasons (1971-72 through 1974-75), joining George Mikan, Jerry West, Kareem Abdul-Jabbar, Shaquille O'Neal and Kobe Bryant as the only players to accomplish this feat ... Led the Lakers in total assists three straight seasons (1973-74 through 1975-76) ... Was inducted into the Naismith Memorial Basketball Hall of Fame in 1996 ... Appeared in four consecutive All-Star Games during his tenure with the Lakers (1972, 1973, 1974, 1975) ... Number was retired on November 20, 1996.



### 32 EARVIN JOHNSON "MAGIC"

Ranked 1st on NBA's all-time assist chart (10,141) at time of retirement ... Led NBA in assists five straight seasons (1982-87), highlighted by a career-high / single-season club record 13.1 assists in 1983-84 ... Handed out a team single-game record 24 assists three times, including once during the playoffs (NBA playoff record) ... Selected first overall by the Lakers in the 1979 NBA Draft ... Registered 138 career triple-doubles, most in NBA history ... Five-time NBA Champion with the Lakers (1980, 1982, 1985, 1987, 1988) ... Appeared in nine NBA Finals during 13-year career ... Lakers averaged 59 wins per season during his career ... Three-time NBA Most Valuable Player (1987, 1989, 1990) ... Three-time NBA Finals MVP (1980, 1982, 1987) ... Nine-time All-NBA First Team ... 12-time NBA All-Star ... Two-time All-Star Game Most Valuable Player (1990, 1992) ... Led NBA in free throw percentage in 1988-89 (.911) ... Led NBA in steals twice (1981, 1982) ... Named one of the 50 Greatest Players in NBA History during the league's 50th anniversary season in 1996-97 ... Number was retired on February 16, 1992 ... Enshrined in the Naismith Memorial Basketball Hall of Fame in 2002.







## 33 KAREEM ABDUL-JABBAR "THE CAPTAIN"

NBA's all-time leading scorer (38,387) ... Led Lakers in scoring a club-record 11 consecutive seasons (1975-86) ... Averaged 20+ points in each of first 17 NBA seasons and double figures each of his 20 campaigns (14 with Lakers) ... Ranks among NBA all-time leaders in numerous categories, including games played (2nd, 1,560), minutes (1st, 57,446), rebounds (3rd, 17,440) and blocked shots (3rd, 3,189) ... Six-time NBA Champion (five with Lakers, one with Milwaukee) ... Six-time NBA Most Valuable Player (most in NBA history) ... Scored in double figures in a then NBA record 787 consecutive games 12/4/77 thru 12/2/87 - 2nd all-time behind Jordan (866) ... NBA Rookie of the Year (1970) ... Two-time NBA Finals Most Valuable Player (1971, 1985) ... All-NBA First Team 10 times ... 19-time NBA All-Star ... NBA All Defensive First Team five times ... Led the NBA in blocked shots four times ... Was named one of the 50 Greatest Players in NBA history during the league's 50th anniversary season in 1996-97 ... Number was retired on March 20, 1989 ... Enshrined in the Naismith Memorial Basketball Hall of Fame in 1995.



## 34 SHAQUILLE O'NEAL

NBA Most Valuable Player, NBA Finals MVP and All-Star game MVP in 1999-2000 ... Four-time NBA champion (3 with Lakers) ... Three-time NBA Finals MVP (2000, 2001, 2002) ... 15-time NBA All-Star (7 with Lakers) ... Three-time NBA All-Star Game MVP ... 14-time All-NBA (First Team (8), Second Team (2), Third Team (4)) ... Three-time All-Defensive Second Team ... Two-time NBA scoring champion (1999, 2000) ... 1992-93 NBA Rookie of the Year ... At time of retirement, ranked among NBA all-time leaders in points (6th, 28,596), FG% (3rd, .5823), rebounds (14th, 13,099) and blocks (7th, 2,732) ... Ranks among franchise leaders in points (7th, 13,895), rebounds (6th, 6090), blocks (2nd, 1,278) and FG% (2nd, .575) ... Led NBA in FG% 10 times ... Led Lakers in scoring five times (career-best 29.7 ppg in 1999-2000) ... Led Lakers in blocks eight straight seasons (1996-2004) ... One of six Lakers to score 60+ points in a game ... 1996 Olympic gold medalist (Atlanta) ... Was named one of the 50 Greatest Players in NBA history during the league's 50th anniversary season in 1996-97 ... Number was retired on April 2, 2013.



## 42 JAMES WORTHY "BIG GAME JAMES"

Named Most Valuable Player of the 1988 NBA Finals (22.0 points, 7.4 rebounds, 4.4 assists) ... Registered a triple-double in Game 7 of the 1988 NBA Finals (36 points, 16 rebounds, 10 assists) ... Was the first overall pick in the 1982 NBA Draft ... Member of three NBA championship teams with the Lakers (1985, 1987, 1988) ... Seven-time NBA All-Star ... Averaged 20-plus points on four occasions ... Led the Lakers in scoring in 1990-91 ... Ranks among all-time Los Angeles franchise leaders in several categories, including scoring (6th, 16,320), steals (3rd, 1,041) and field goal percentage (7th, .521) ... Averaged 21.1 points in 143 career playoff games (.544FG%) ... Member of the All-NBA Third Team on two occasions ... Field goal percentage eclipsed .530 each of his first eight seasons in the NBA ... 12-year NBA veteran (all with the Lakers) ... Was named one of the 50 Greatest Players in NBA history during the league's 50th anniversary season in 1996-97 ... Number was retired on December 10, 1995 ... Inducted into the Naismith Memorial Basketball Hall of Fame in 2003.



## 44 JERRY WEST "MR. CLUTCH"

Career scoring average (27.0) ranks 5th all-time in NBA history ... Playoff scoring average (29.1) ranks 3rd all-time in NBA annals ... 2nd on Lakers all-time scoring list (25,192) ... Led the Lakers in scoring seven different seasons, highlighted by a career-best 31.3 during the 1965-66 campaign ... Member of the All-NBA First Team on 10 occasions ... Member of the NBA's All-Defensive First Team four times ... 14-time NBA All-Star (All-Star Game MVP in 1972) ... Member of the Lakers' 1972 NBA championship team ... Named Most Valuable Player of the 1969 NBA Finals ... Established an NBA record by scoring 20-plus points in 25 consecutive NBA Finals games - since broken by Michael Jordan (35) ... Holds the NBA record for most free throws made in a single season (840 in 1965-66) ... Holds the NBA record for highest scoring average in a single playoff series (46.3 in 1965 six-game series vs. Baltimore) ... Was the first-ever draft choice in L.A. Lakers history (second pick overall in the 1960 NBA Draft) ... Led the NBA in assists during the 1971-72 campaign (9.7) ... Inducted into the Naismith Memorial Basketball Hall of Fame in 1980 ... 14-year NBA veteran (all with Lakers) ... Was named one of the 50 Greatest Players in NBA history during the league's 50th anniversary season in 1996-97 ... Number was retired on November 9, 1983.





## 52 JAMAAL WILKES "SILK"

Ranks among all-time Lakers franchise leaders in several categories including points (10th, 10,601), field goals (10th, 4,533) and steals (9th, 706) ... Member of four NBA championship teams (three with Lakers (1980, 1982, 1985) and one with Golden State (1975)) ... Posted 37 points and 10 rebounds against Philadelphia in the historic series clinching Game 6 of the 1980 NBA Finals ... Three-time NBA All-Star (1976, 1981, 1983) ... In his rookie season, averaged 14.2 points, 8.2 rebounds and 1.3 blocks, earning him the 1974-75 NBA Rookie of the Year award ... Averaged 18.4 points in eight seasons with the Lakers, averaging at least 20 points per game in three straight seasons from 1979-80 through 1981-82 ... Member of the NBA's All-Defensive Second Team twice (1976 and 1977) ... Was inducted in the Naismith Memorial Basketball Hall of Fame in 2012 ... Number was retired on December 28, 2012.

## JOHN KUNDLA



Honored as "One of the Top 10 Coaches in NBA History" by the NBA ... Joined the Lakers for the 1947-48 NBL season and won championship with a 43-17 record in first year ... After merger of Minneapolis into NBA, guided Lakers to five championships in team's first six NBA seasons ... Ranks third among Lakers coaches in victories (423) behind Pat Riley and Phil Jackson ... Enshrined into the Naismith Memorial Basketball Hall of Fame in 1995.

## CLYDE LOVELLETTE



The first basketball player in history to play on an NCAA, Olympic and NBA Championship team ... Member of three NBA championship teams including the 1954 Lakers ... Three-time NBA All-Star (once with Lakers) and a two-time All-NBA Second Team selection (once with Lakers in 1956) ... Led Lakers in scoring in 1956 (21.5) and 1957 (20.8) ... Led team in rebounding in 1955 (11.5), 1956 (14.0) and 1957 (13.4) ... Led team in FG% from the 1953-54 season through 1956-57 ... Was enshrined as a player in the Naismith Memorial Basketball Hall of Fame in 1988.

## JIM POLLARD



Known as "The Kangaroo Kid" ... Signed with Minneapolis Lakers in 1947 ... Member of the Lakers 1948 championship team as well as the NBA championship teams of 1949, 1950 and 1952-54 ... Four-time NBA All-Star ... Two-time All-NBA first team member ... Two-time All-NBA second team member ... Ranked in the NBA's top 10 in assists (8th/3.8) and points (10th/14.7) in 1949-50 ... Ranked 10th in the NBA in scoring (15.5) in 1951-52 ... Enshrined in the Naismith Memorial Basketball Hall of Fame in 1978.



## SLATER MARTIN



Slater "Dugie" Martin ... Selected by Minneapolis in the 1949 BAA Draft ... Member of the Lakers NBA championship teams in 1950 and 1952-54 ... Five-time selection to the All-NBA second team (twice with Lakers) ... Seven-time All-Star (five with Lakers) ... Led the Lakers in assists from the 1951-52 season through 1955-56 ... Enshrined in the Naismith Memorial Basketball Hall of Fame in 1982.

## GEORGE MIKAN



All-NBL first team (1947-48) ... NBL Most Valuable Player in 1948 ... Six-time All NBA First Team (1949-54) ... Four-time NBA All-Star ... Led Minneapolis to 1948 NBL Championship and NBA Championships in 1949, 1950 and 1952-54 ... Led the NBA in scoring in 1949 (28.3), 1950 (27.4) and 1951 (28.4) while leading the team in scoring in 1952-54 ... Led team in assists in 1949 and 1951 ... Twice led the NBA in rebounding in 1952 (13.5) and 1953 (14.4) ... Elected to the Naismith Memorial Basketball Hall of Fame in 1959 ... Member of the NBA's 25th and 35th Anniversary All-Time Teams and in 1996, was named "One of the 50 Greatest Players in NBA History" by the NBA.

## VERN MIKKELSEN



First round draft pick of Minneapolis ... Won four NBA Championships with the Lakers (1950, 1952-54) ... Named All-NBA second team (1951-53, 1955) ... Six-time NBA All-Star ... Led team in scoring in 1955 (18.7) and 1958 (17.3) ... Led team in FG% in 1951-52 and 1952-53 and FT% in 1958-59 ... Elected to the Naismith Memorial Basketball Hall of Fame in 1995.



# 1948-49 MINNEAPOLIS LAKERS



## 44-16 - 2ND IN WESTERN DIVISION

**Head Coach:** John Kundla  
**Standing:** Donnie Forman, Herm Schaefer, Don Carlson, Don Smith, Tony Jaros, Johnny Jorgensen, Earl Gardner, Arnie Ferrin, Jack Dwan, Jim Pollard, George Mikán  
**Not pictured:** Mike Bloom, Ray Ellefson, Whitey Kachan, Jack Tingle

*NBA Champions*

### 1948-49 REGULAR SEASON STATISTICS / GAME-BY-GAME RESULTS

	G	FGM	FGA	Pct.	FTM	FTA	Pct.	Ast.	PF	SCORING	
										Pts.	Avg.
Mikán	60	583	1403	.416	532	689	.772	218	260	1698	28.3
Pollard	53	314	792	.396	156	227	.687	142	144	784	14.8
Schaefer	58	214	572	.374	174	213	.817	185	121	602	10.4
Carlson	55	211	632	.334	86	130	.662	170	180	508	9.2
Ferrin	47	130	378	.344	85	128	.664	76	142	345	7.3
Jaros	59	132	385	.343	79	110	.718	58	114	343	5.8
Dwan	60	121	380	.318	34	69	.493	129	157	276	4.6
Forman	44	68	231	.294	43	67	.642	74	94	179	4.1
Jorgensen	48	41	114	.360	24	33	.727	33	68	106	2.2
Gardner	50	38	101	.376	13	28	.464	19	50	89	1.8
Bloom*	24	13	92	.141	29	40	.725	15	22	55	2.3
Kachan†	19	16	42	.381	15	22	.682	12	24	47	2.5
Smith	8	2	13	.154	2	3	.667	2	6	6	0.8
Tingle	2	1	6	.167	0	0	-	1	2	2	1.0
Ellefson	3	1	5	.200	0	0	-	0	2	2	0.7

\*Finished season with another team. †Totals with Lakers only.

DATE	OPPONENT	BOX SCORE	W / L	DATE	OPPONENT	BOX SCORE	W / L
Nov. 4	@ Baltimore	W 84-72	1-0	Feb. 3	@ Philadelphia	W 78-76	29-10
Nov. 6	@ Washington	L 62-67	1-1	Feb. 6	Rochester	L 74-85	29-11
Nov. 9	@ Boston	L 55-77	1-2	Feb. 10	New York	W 95-75	30-11
Nov. 11	@ New York	W 77-68	2-2	Feb. 11	@ Chicago	L 97-105	30-12
Nov. 13	@ Providence	W 90-67	3-2	Feb. 13	Baltimore	W 91-74	31-12
Nov. 14	@ Rochester	L 75-92	3-3	Feb. 16	Chicago	W 90-71	32-12
Nov. 17	Boston	L 72-74	3-4	Feb. 18	@ Boston	W 85-71	33-12
Nov. 19	@ Chicago	W 85-81	4-4	Feb. 19	@ Providence	W 94-80	34-12
Nov. 21	Baltimore	W 94-81	5-4	Feb. 22	@ New York	W 101-74	35-12
Nov. 23	@ Indianapolis	W 88-82	6-4	Feb. 24	Fort Wayne	W 77-73	36-12
Nov. 24	Providence	W 117-89	7-4	Feb. 26	@ Baltimore	W 115-114 (2OT)	37-12
Nov. 27	@ St. Louis	W 87-71	8-4	Feb. 27	@ Fort Wayne	L 50-74	37-13
Nov. 28	Philadelphia	W 88-67	9-4	Mar. 3	@ Indianapolis	W 82-79	38-13
Nov. 30	Boston at Chicago	W 94-84	10-4	Mar. 6	Providence	W 68-59	39-13
Dec. 1	@ Fort Wayne	L 74-84	10-5	Mar. 9	Boston	W 74-67	40-13
Dec. 4	@ Chicago	L 100-104	10-6	Mar. 10	@ St. Louis	L 71-88	40-14
Dec. 5	St. Louis	W 78-68	11-6	Mar. 12	Indianapolis at Chicago	W 97-69	41-14
Dec. 8	Washington	L 83-94	11-7	Mar. 13	New York	W 100-90	42-14
Dec. 10	@ Rochester	W 96-75	12-7	Mar. 16	@ Washington	L 72-85	42-15
Dec. 12	Rochester	W 67-58	13-7	Mar. 17	@ Baltimore	L 67-101	42-16
Dec. 15	Indianapolis	W 79-61	14-7	Mar. 19	@ Rochester	W 99-85	43-16
Dec. 19	Chicago	W 94-84	15-7	Mar. 20	Philadelphia	W 91-78	44-16
Dec. 21	@ Philadelphia	L 64-72	15-8				
Dec. 22	@ New York	L 79-97	15-9				
Dec. 26	Rochester	W 99-90	16-9				
Dec. 29	Washington	W 91-68	17-9				
Jan. 1	Fort Wayne	W 92-72	18-9				
Jan. 5	St. Louis	W 101-76	19-9				
Jan. 8	@ St. Louis	L 59-64	19-10				
Jan. 9	St. Louis	W 74-58	20-10				
Jan. 12	Providence	W 98-64	21-10				
Jan. 16	Indianapolis	W 75-66	22-10				
Jan. 18	@ Indianapolis	W 81-56	23-10				
Jan. 20	Fort Wayne	W 83-65	24-10				
Jan. 23	Philadelphia	W 89-71	25-10				
Jan. 26	Chicago	W 84-49	26-10				
Jan. 31	Washington	W 84-79	27-10				
Feb. 2	@ Fort Wayne	W 82-79	28-10				



# 1949-50 MINNEAPOLIS LAKERS



## 51-17 - 1ST IN CENTRAL DIVISION

**Head Coach:** John Kundla  
**Standing:** Slater Martin, Billy Hassett, Don Carlson, Herm Schaefer, Bob Harrison, Tony Jaros, Bud Grant, Arnie Ferrin, Jim Pollard, Vern Mikkelsen, George Mikan  
**Not pictured:** Normie Glick, Gene Stump, Lefty Walther



*NBA Champions*

### 1949-50 REGULAR SEASON STATISTICS / GAME-BY-GAME RESULTS

	G	FGM	FGA	Pct.	FTM	FTA	Pct.	Ast.	PF	SCORING	Pts.	Avg.
Mikan	68	649	1595	.407	567	728	.779	197	297	1865	27.4	
Pollard	66	394	1140	.346	185	242	.764	252	143	973	14.7	
Mikkelsen	68	288	722	.399	215	286	.752	123	222	791	11.6	
Ferrin	63	132	396	.333	76	109	.697	95	147	340	5.4	
Schaefer	65	122	314	.389	86	101	.851	203	104	330	5.1	
Harrison	66	125	348	.359	50	74	.676	131	175	300	4.5	
Martin	67	106	302	.351	59	93	.634	148	162	271	4.0	
Carlson	57	99	290	.341	69	95	.726	76	126	267	4.7	
Jaros	61	84	289	.291	72	96	.750	60	106	240	3.9	
Hassett†	42	38	145	.262	35	67	.522	69	82	111	2.6	
Grant	35	42	115	.365	7	17	.412	19	36	91	2.6	
Walther*	22	32	80	.400	11	21	.524	10	39	75	3.4	
Stump*	23	27	95	.284	7	14	.500	23	32	61	2.7	
Glick	1	1	1	1.000	0	0	-	1	2	2	2.0	

\*Finished season with another team. †Totals with Lakers only.


DATE	OPPONENT	BOX SCORE	W / L	DATE	OPPONENT	BOX SCORE	W / L
Nov. 2	@ Philadelphia	W 81-69	1-0	Jan. 17	@ Boston	W 105-79	27-12
Nov. 5	@ Baltimore	W 92-77	2-0	Jan. 18	@ Washington	W 76-68	28-12
Nov. 8	@ Washington	W 68-66	3-0	Jan. 19	@ New York	W 94-83	29-12
Nov. 10	@ Boston	W 98-84	4-0	Jan. 20	@ Philadelphia	L 89-90	29-13
Nov. 12	@ Chicago	L 79-86	4-1	Jan. 22	Chicago	W 103-75	30-13
Nov. 16	St. Louis	W 94-71	5-1	Jan. 24	@ Chicago	W 80-68	31-13
Nov. 17	@ St. Louis	L 65-78	5-2	Jan. 25	St. Louis	W 85-78	32-13
Nov. 19	@ Anderson	L 80-83	5-3	Jan. 29	Washington	W 88-60	33-13
Nov. 20	Indianapolis	W 121-95	6-3	Feb. 1	New York	W 96-81	34-13
Nov. 23	Baltimore	W 84-71	7-3	Feb. 2	@ Fort Wayne	W 79-78	35-13
Nov. 25	@ Detroit	W 101-81	8-3	Feb. 5	Philadelphia	W 100-67	36-13
Nov. 27	Chicago	L 82-96	8-4	Feb. 9	Washington	W 71-59	37-13
Nov. 30	New York	W 102-92	9-4	Feb. 12	Boston	W 88-70	38-13
Dec. 1	@ Indianapolis	L 68-86	9-5	Feb. 15	Rochester	W 92-70	39-13
Dec. 3	@ Chicago	W 91-80	10-5	Feb. 16	@ St. Louis	W 72-71	40-13
Dec. 4	Rochester	W 95-80	11-5	Feb. 17	Waterloo at St. Paul	W 80-74	41-13
Dec. 7	Washington	W 93-76	12-5	Feb. 19	Chicago	W 96-83	42-13
Dec. 8	@ Fort Wayne	L 66-87	12-6	Feb. 22	St. Louis	W 100-57	43-13
Dec. 10	Detroit at Rochester	W 89-76	13-6	Feb. 25	@ Rochester	L 64-66	43-14
Dec. 11	Philadelphia	W 90-81	14-6	Feb. 26	Tri-Cities	W 80-66	44-14
Dec. 14	@ New York	L 84-94	14-7	Feb. 28	Fort Wayne	W 71-65	45-14
Dec. 15	@ Baltimore	L 68-87	14-8	Mar. 2	@ Baltimore	W 88-68	46-14
Dec. 18	Boston	W 77-72	15-8	Mar. 3	@ Philadelphia	L 61-66	46-15
Dec. 20	@ Rochester	L 62-87	15-9	Mar. 4	@ New York	W 84-75	47-15
Dec. 21	@ Washington	W 75-61	16-9	Mar. 5	@ Syracuse	L 75-84	47-16
Dec. 22	@ Boston	L 69-87	16-10	Mar. 7	Sheboygan	W 90-73	48-16
Dec. 25	Fort Wayne	W 72-58	17-10	Mar. 8	Phil. at St. Paul	W 68-65	49-16
Dec. 26	@ Tri-Cities	W 78-76	18-10	Mar. 12	New York	W 87-66	50-16
Dec. 28	Baltimore	W 88-77	19-10	Mar. 15	Baltimore	W 96-62	51-16
Dec. 31	@ Waterloo	W 86-68	20-10	Mar. 19	@ Fort Wayne	L 67-69	51-17
Jan. 1	Anderson	W 87-75	21-10				
Jan. 4	Fort Wayne	W 91-75	22-10				
Jan. 5	@ Sheboygan	L 82-85	22-11				
Jan. 8	Boston	W 85-80	23-11				
Jan. 11	Syracuse	W 98-88	24-11				
Jan. 12	@ St. Louis	W 89-73	25-11				
Jan. 14	@ Rochester	L 77-83	25-12				
Jan. 15	Rochester	W 85-73	26-12				



\* Overtime games as available



# 1950-51 MINNEAPOLIS LAKERS



## 44-24 - 1ST IN WESTERN DIVISION

Head Coach: John Kundla  
 Players: Arnie Ferrin, Bud Grant, Bob Harrison, Joe Hutton, Tony Jaros, Slater Martin, George Mikan, Vern Mikkelsen, Kevin O'Shea, Jim Pollard, Ed Beach

### 1950-51 REGULAR SEASON STATISTICS / GAME-BY-GAME RESULTS

	G	FGM	FGA	Pct.	FTM	FTA	Pct.	Reb.	Ast.	PF	Dq.	SCORING	
												Pts.	Avg.
Mikan	68	678	1584	.428	576	717	.803	958	208	308	14	1932	28.4
Mikkelsen	64	359	893	.402	186	275	.676	655	181	260	13	904	14.1
Pollard	54	256	728	.352	117	156	.750	484	184	157	4	629	11.6
Martin	68	227	627	.362	121	177	.684	246	235	199	3	575	8.5
Harrison	68	150	432	.347	101	128	.789	172	195	218	5	401	5.9
Ferrin	68	119	373	.319	114	164	.695	271	107	220	8	352	5.2
O'Shea	63	87	267	.326	97	134	.724	125	100	99	1	271	4.3
Jaros	63	88	287	.307	65	103	.631	131	72	131	0	241	3.8
Grant	61	53	184	.288	52	83	.627	115	71	106	0	158	2.6
Hutton	60	59	180	.328	29	43	.647	102	53	89	1	147	2.5
Beach*	11	8	35	.229	6	9	.667	25	2	14	0	22	2.0

\*Finished season with another team.

DATE	OPPONENT	BOX SCORE	W / L	DATE	OPPONENT	BOX SCORE	W / L
Nov. 1	@ Baltimore	L 71-81	0-1	Jan. 23	Baltimore at Johnstown	W 89-79	27-15
Nov. 4	@ Washington	W 91-85	1-1	Jan. 18	@ New York	L 78-95	24-15
Nov. 5	@ Syracuse	L 87-90	1-2	Jan. 20	Fort Wayne at Milw.	W 89-70	25-15
Nov. 9	@ Boston	L 71-76	1-3	Jan. 21	Tri-Cities	W 89-82	26-15
Nov. 12	Philadelphia	W 83-70	2-3	Jan. 25	@ Philadelphia	W 90-71	28-15
Nov. 15	Syracuse	W 72-71 (OT)	3-3	Jan. 28	Indianapolis	W 101-75	29-15
Nov. 16	@ New York	L 69-71	3-4	Jan. 31	Tri-Cities	W 106-78	30-15
Nov. 18	@ Rochester	W 86-77 (2OT)	4-4	Feb. 3	@ Indianapolis	W 89-84	31-15
Nov. 19	Rochester	W 90-77	5-4	Feb. 4	Boston Celtics	W 98-84	32-15
Nov. 22	Fort Wayne	L 18-19	5-5	Feb. 7	@ Fort Wayne	L 86-96	32-16
Nov. 23	@ Fort Wayne	L 63-73	5-6	Feb. 8	Rochester	W 69-58	33-16
Nov. 26	Baltimore	W 85-71	6-6	Feb. 11	Indianapolis	W 91-78	34-16
Nov. 29	Tri-Cities	W 85-66	7-6	Feb. 14	Baltimore	W 99-71	35-16
Dec. 1	@ Indianapolis	L 65-66	7-7	Feb. 16	@ Indianapolis	W 76-71	36-16
Dec. 3	Philadelphia	W 95-83	8-7	Feb. 17	@ Rochester	L 82-87	36-17
Dec. 6	New York	W 84-62	9-7	Feb. 18	@ Syracuse	L 80-91	36-18
Dec. 9	@ Tri-Cities	W 88-79	10-7	Feb. 21	Syracuse	W 82-76	37-18
Dec. 10	Tri-Cities	W 114-101	11-7	Feb. 24	Fort Wayne	W 95-78	38-18
Dec. 13	Rochester	L 72-82	11-8	Feb. 25	Indianapolis	L 73-75	38-19
Dec. 15	@ Indianapolis	W 82-71	12-8	Feb. 27	Tri-Cities at Milw.	W 83-77	39-19
Dec. 16	@ Tri-Cities	W 86-71	13-8	Feb. 28	@ Fort Wayne	L 73-77	39-20
Dec. 17	Indianapolis	W 79-60	14-8	Mar. 1	@ Philadelphia	L 77-97	39-21
Dec. 19	@ Philadelphia	L 67-71	14-9	Mar. 3	@ Tri-Cities	W 99-88	40-21
Dec. 20	@ Baltimore	L 84-91	14-10	Mar. 4	@ Boston	L 86-92	40-22
Dec. 23	@ Boston	L 81-87	14-11	Mar. 6	@ Rochester	L 79-90	40-23
Dec. 25	Washington	W 93-79	15-11	Mar. 8	@ New York	L 94-97	40-24
Dec. 27	Baltimore	W 81-63	16-11	Mar. 11	Boston	W 98-96 (2OT)	41-24
Dec. 28	@ Rochester	L 67-75	16-12	Mar. 14	Syracuse	W 100-76	42-24
Dec. 31	Philadelphia	W 83-73	17-12	Mar. 17	@ Tri-Cities	W 92-91	43-24
Jan. 1	@ Fort Wayne	L 70-83	17-13	Mar. 18	New York	W 86-68	44-24
Jan. 3	Fort Wayne	W 86-64	18-13				
Jan. 4	@ Syracuse	W 80-77	19-13				
Jan. 5	Boston	W 69-54	20-13				
Jan. 7	Rochester	W 69-57	21-13				
Jan. 10	New York	W 70-65	22-13				
Jan. 11	@ Tri-Cities	W 113-109	23-13				
Jan. 14	Indianapolis	W 86-84	24-13				
Jan. 16	@ Indianapolis	L 68-82	24-14				



# 1951-52 MINNEAPOLIS LAKERS



## 40-26 - 2ND IN WESTERN DIVISION

**Head Coach:** John Kundla  
**Standing:** Slater Martin, Joe Hutton, Frank Saul,  
 Bob Harrison, Jim Pollard, Howie Schultz,  
 Vern Mikkelsen, Lew Hitch, George Mikan

**Not pictured:** John Pilch, Whitey Skoog



*NBA Champions*

### 1951-52 REGULAR SEASON STATISTICS / GAME-BY-GAME RESULTS

	G	Min.	FGM	FGA	Pct.	FTM	FTA	Pct.	Reb.	Ast.	PF	Dq.	SCORING	
													Pts.	Avg.
Mikan	64	2572	545	1414	.385	433	555	.780	866	194	286	14	1523	23.8
Mikkelsen	66	2345	363	866	.419	283	372	.761	681	180	282	16	1009	15.3
Pollard	65	2545	411	1155	.356	183	260	.704	593	234	199	4	1005	15.5
Martin	66	2480	237	632	.375	142	190	.747	228	249	226	9	616	9.3
Sault	25	759	72	185	.389	71	93	.763	-	68	66	-	215	8.6
Harrison	65	1712	156	487	.320	89	124	.718	160	188	203	9	401	6.2
Schultz	66	1301	89	315	.283	90	119	.756	246	102	197	13	288	4.1
Skoog	35	988	102	296	.345	30	38	.789	122	60	94	4	234	6.7
Hitch	61	849	77	215	.358	63	94	.670	243	50	89	3	217	3.6
Hutton	60	723	53	158	.335	49	70	.700	85	62	110	1	155	2.6
Pilch	9	41	1	10	.100	3	6	.500	9	2	10	0	5	0.6

†Totals with Lakers only.

DATE	OPPONENT	BOX SCORE	W / L	DATE	OPPONENT	BOX SCORE	W / L
Nov. 3	@ Rochester	W 93-74	1-0	Jan. 20	Rochester	W 91-81 (2OT)	25-14
Nov. 4	@ Syracuse	L 67-98	1-1	Jan. 23	Syracuse	L 97-99 (OT)	25-15
Nov. 9	@ Philadelphia	L 86-98	1-2	Jan. 26	@ Milwaukee	W 57-56	26-15
Nov. 10	@ New York	W 89-73	2-2	Jan. 27	Milwaukee	W 91-62	27-15
Nov. 11	@ Boston	L 72-77	2-3	Jan. 30	New York	W 77-65	28-15
Nov. 12	@ Baltimore	W 90-80	3-3	Jan. 31	@ Fort Wayne	W 85-78	29-15
Nov. 13	@ Indianapolis	W 77-71	4-3	Feb. 1	@ Indianapolis	L 77-85	29-16
Nov. 17	Fort Wayne	W 68-64	5-3	Feb. 3	Rochester	W 77-75	30-16
Nov. 22	Rochester	W 70-65 (2OT)	6-3	Feb. 7	Rochester	W 86-75	31-16
Nov. 24	@ Milwaukee	W 72-59	7-3	Feb. 9	Fort Wayne	L 67-70	31-17
Nov. 25	Indianapolis	W 82-73	8-3	Feb. 10	@ Milwaukee	L 69-70 (2OT)	31-18
Nov. 28	Boston	W 90-76	9-3	Feb. 14	Milw. at Grand Forks	W 109-74	32-18
Dec. 1	Fort Wayne	W 89-69	10-3	Feb. 16	Boston at St. Paul	L 75-77	32-19
Dec. 2	@ Fort Wayne	L 61-63	10-4	Feb. 17	@ Fort Wayne	L 87-99	32-20
Dec. 5	Syracuse	L 81-83 (OT)	10-5	Feb. 19	@ New York	L 96-98	32-21
Dec. 8	Baltimore at St. Paul	W 85-64	11-5	Feb. 20	@ Baltimore	W 93-78	33-21
Dec. 9	Indianapolis	L 78-85	11-6	Feb. 21	@ Syracuse	L 80-88	33-22
Dec. 11	@ Indianapolis	L 69-85	11-7	Feb. 23	@ Rochester	W 83-73	34-22
Dec. 12	Baltimore	W 99-79	12-7	Feb. 24	@ Fort Wayne	L 70-83	34-23
Dec. 16	Milwaukee	W 99-52	13-7	Feb. 25	Philadelphia	W 108-95	35-23
Dec. 18	@ New York	L 67-69	13-8	Mar. 1	Indianapolis at St. Paul	W 98-88	36-23
Dec. 21	@ Philadelphia	L 103-105	13-9	Mar. 2	@ Milwaukee	W 96-85	37-23
Dec. 22	@ Baltimore	W 96-90 (3OT)	14-9	Mar. 4	@ Philadelphia	L 81-83	37-24
Dec. 23	@ Fort Wayne	L 79-81	14-10	Mar. 5	@ Boston	L 74-82	37-25
Dec. 25	Boston	W 100-93	15-10	Mar. 8	@ Rochester	L 92-94 (OT)	37-26
Dec. 30	Philadelphia	W 93-64	16-10	Mar. 9	Rochester	W 96-90	38-26
Jan. 1	Syracuse	W 82-80	17-10	Mar. 12	New York	W 85-83	39-26
Jan. 4	Fort Wayne at St. Paul	W 79-64	18-10	Mar. 16	Baltimore	W 126-82	40-26
Jan. 5	Indianapolis at Hibbing	W 86-65	19-10				
Jan. 6	New York	W 107-92	20-10				
Jan. 8	@ Indianapolis	L 75-82	20-11				
Jan. 9	Indianapolis	W 91-74	21-11				
Jan. 11	@ Milwaukee	W 75-63	22-11				
Jan. 12	Milwaukee at KC, MO	W 96-84	23-11				
Jan. 13	Philadelphia	L 81-88	23-12				
Jan. 16	@ Boston	W 108-94	24-12				
Jan. 17	@ Syracuse	L 105-110 (3OT)	24-13				
Jan. 19	@ Rochester	L 85-96	24-14				



\* Overtime games as available



# 1952-53 MINNEAPOLIS LAKERS



## 48-22- 1ST IN WESTERN DIVISION

Head Coach: John Kundla  
 Standing: Slater Martin, Frank Saul, Jim Holstein,  
 Vern Mikkelsen, Lew Hitch,  
 George Mikan, Jim Pollard, Bob Harrison,  
 Whitey Skoog  
 Not pictured: Howie Schultz

*NBA Champions*

### 1952-53 REGULAR SEASON STATISTICS / GAME-BY-GAME RESULTS

	G	Min.	FGM	FGA	Pct.	FTM	FTA	Pct.	Reb.	Ast.	PF	Dq.	SCORING	
													Pts.	Avg.
Mikan	70	2651	500	1252	.399	442	567	.780	1007	201	290	12	1442	20.6
Mikkelsen	70	2465	378	868	.435	291	387	.752	654	148	289	14	1047	15.0
Pollard	66	2403	333	933	.357	193	251	.769	452	231	194	3	859	13.0
Martin	70	2556	260	634	.410	224	287	.780	186	250	246	4	744	10.6
Saul	70	1796	187	471	.397	142	200	.710	141	110	174	3	516	7.4
Harrison	70	1643	195	518	.376	107	165	.648	153	160	264	16	497	7.1
Holstein	66	989	98	274	.358	70	105	.667	173	74	128	1	266	4.0
Hitch	70	1027	89	255	.349	83	136	.610	275	66	122	2	261	3.7
Skoog	68	996	102	264	.386	46	61	.754	121	82	137	2	250	3.7
Schultz	40	474	24	90	.267	43	62	.694	80	29	73	1	91	2.3

DATE	OPPONENT	BOX SCORE	W / L	DATE	OPPONENT	BOX SCORE	W / L
Nov. 1	Boston	W 94-91	1-0	Jan. 17	@ Rochester	L 101-109	29-10
Nov. 2	@ Fort Wayne	W 81-69	2-0	Jan. 18	Milwaukee	L 70-83	29-11
Nov. 5	@ Baltimore	W 97-75	3-0	Jan. 23	@ Milwaukee at Ind.	L 65-67	29-12
Nov. 8	@ Philadelphia	W 93-71	4-0	Jan. 25	Boston	W 87-82	30-12
Nov. 9	@ Syracuse	L 89-96	4-1	Jan. 27	Ft. Wayne at Grand Forks	W 96-76	31-12
Nov. 11	@ Boston	W 101-92	5-1	Jan. 29	Syracuse	L 65-83	31-13
Nov. 13	@ New York	L 91-100	5-2	Jan. 31	Fort Wayne	W 87-80	32-13
Nov. 15	@ Rochester	L 89-97	5-3	Feb. 1	@ Fort Wayne	W 92-76	33-13
Nov. 16	Milwaukee	W 87-51	6-3	Feb. 3	@ Indianapolis	L 93-96 (3OT)	33-14
Nov. 20	@ Fort Wayne	W 89-81	7-3	Feb. 5	New York	W 81-73	34-14
Nov. 22	Fort Wayne	W 96-89	8-3	Feb. 7	@ Rochester	L 72-87	34-15
Nov. 23	@ Milwaukee	W 62-46	9-3	Feb. 8	Indianapolis	W 71-67	35-15
Nov. 27	Indianapolis	W 90-69	10-3	Feb. 12	Syracuse	W 91-81	36-15
Nov. 28	@ Indianapolis	W 97-82	11-3	Feb. 14	Philadelphia	W 92-84	37-15
Nov. 29	@ Rochester	L 71-83	11-4	Feb. 15	@ Milwaukee	W 80-71	38-15
Nov. 30	Philadelphia	W 91-66	12-4	Feb. 17	Baltimore at St. Paul	L 70-74	38-16
Dec. 1	Baltimore at St. Paul	W 89-67	13-4	Feb. 19	Rochester	W 107-87	39-16
Dec. 3	@ Boston	W 106-102	14-4	Feb. 21	Fort Wayne	W 85-75	40-16
Dec. 4	@ New York	W 81-71	15-4	Feb. 22	@ Fort Wayne	L 78-90	40-17
Dec. 6	New York	W 85-78	16-4	Feb. 24	@ New York	L 63-79	40-18
Dec. 8	@ Indianapolis at Milw.	L 76-81	16-5	Feb. 25	@ Baltimore	W 85-72	41-18
Dec. 11	Syracuse	W 82-79	17-5	Feb. 26	@ Philadelphia	W 85-73	42-18
Dec. 14	Rochester	W 95-77	18-5	Feb. 27	Philadelphia at Clev.	W 98-75	43-18
Dec. 19	@ Indianapolis	W 87-69	19-5	Mar. 1	Philadelphia at St. Paul	W 102-80	44-18
Dec. 20	@ Milwaukee	L 75-86	19-6	Mar. 3	Fort Wayne at Milw.	W 86-68	45-18
Dec. 25	Indianapolis	W 90-73	20-6	Mar. 5	@ Syracuse	L 91-94	45-19
Dec. 27	Boston	W 94-71	21-6	Mar. 6	@ Boston	L 85-100	45-20
Dec. 28	Milwaukee	W 86-77	22-6	Mar. 7	@ Rochester	L 82-84	45-21
Dec. 30	@ Indianapolis	L 69-74	22-7	Mar. 8	Milwaukee	W 100-73	46-21
Dec. 31	Baltimore	W 82-56	23-7	Mar. 9	@ Ind. at Moorhead	L 83-95	46-22
Jan. 2	Milwaukee at Chicago	W 74-66	24-7	Mar. 12	Rochester	W 89-77	47-22
Jan. 3	Milwaukee at Hibbing	W 79-75	25-7	Mar. 17	@ Indianapolis	W 73-71	48-22
Jan. 4	Rochester	W 83-80 (OT)	26-7				
Jan. 6	@ Rochester at Milw.	L 69-85	26-8				
Jan. 8	@ Syracuse	L 67-75	26-9				
Jan. 10	Fort Wayne at St. Paul	W 84-79	27-9				
Jan. 11	New York	W 85-79	28-9				
Jan. 14	@ Baltimore	W 112-104 (2OT)	29-9				





# 1953-54 MINNEAPOLIS LAKERS



## 46-26 - 1ST IN WESTERN DIVISION

Head Coach: John Kundla  
 Standing: Slater Martin, Frank Saul, Jim Holstein,  
 Jim Pollard, Clyde Lovellette,  
 George Mikan, Vern Mikkelsen,  
 Dick Schnittker, Whitey Skoog  
 Not pictured: James Fritsche, Bob Harrison



*NBA Champions*

### 1953-54 REGULAR SEASON STATISTICS / GAME-BY-GAME RESULTS

	G	Min.	FGM	FGA	Pct.	FTM	FTA	Pct.	Reb.	Ast.	PF	Dq.	SCORING	Avg.
													Pts.	Pts.
Mikan	72	2362	441	1160	.380	424	546	.777	1028	174	268	4	1306	18.1
Pollard	71	2483	326	882	.370	179	230	.778	500	214	161	0	831	11.7
Mikkelsen	72	2247	288	771	.374	221	298	.742	615	119	264	7	797	11.1
Martin	69	2472	254	654	.388	176	243	.724	166	253	198	3	684	9.9
Lovellette	72	1255	237	560	.423	114	164	.695	419	51	210	2	588	8.2
Skoog	71	1877	212	530	.400	72	97	.742	224	179	234	5	496	7.0
Saul	71	1905	162	467	.347	128	170	.753	159	139	149	3	452	6.4
Harrison*	64	1443	144	449	.321	94	158	.595	130	139	218	-	382	6.0
Schnittker	71	1040	122	307	.397	86	132	.652	178	59	178	3	330	4.6
Fritsche**	68	1221	116	379	.306	49	68	.721	217	73	103	0	281	4.1
Holstein	70	1155	88	288	.306	64	112	.571	204	79	140	0	240	3.4

\*Harrison - Played with Minneapolis, Milwaukee (totals w/ both teams). \*\*Fritsche - Played with Minneapolis, Baltimore (totals w/ both teams).

DATE	OPPONENT	BOX SCORE	W / L	DATE	OPPONENT	BOX SCORE	W / L
Oct. 30	@ Milwaukee	L 59-69	0-1	Jan. 18	Milwaukee at KC, MO	W 91-72	24-15
Oct. 31	@ New York	L 67-91	0-2	Jan. 23	Fort Wayne	W 75-72	25-15
Nov. 1	@ Boston	W 84-79	1-2	Jan. 26	@ Milwaukee	W 84-69	26-15
Nov. 4	@ Baltimore	W 77-75	2-2	Jan. 27	Baltimore	W 76-73	27-15
Nov. 5	@ Syracuse	W 77-65	3-2	Jan. 28	Baltimore at Grand Forks	W 104-82	28-15
Nov. 7	New York	W 70-62	4-2	Jan. 30	Milwaukee	W 80-64	29-15
Nov. 10	@ Ft. Wayne at Milw.	L 62-78	4-3	Jan. 31	Boston	W 82-67	30-15
Nov. 13	@ Milwaukee	W 92-84	5-3	Feb. 2	@ Rochester	W 87-78	31-15
Nov. 14	@ Rochester	L 91-98 (3OT)	5-4	Feb. 3	New York at Boston	W 91-79	32-15
Nov. 15	Boston at NYC	W 89-74	6-4	Feb. 4	@ Baltimore	W 82-70	33-15
Nov. 17	Fort Wayne at Buffalo	W 83-66	7-4	Feb. 6	Philadelphia	W 97-94	34-15
Nov. 19	@ Philadelphia	W 107-79	8-4	Feb. 7	@ Fort Wayne	L 83-90	34-16
Nov. 21	Rochester	W 76-70	9-4	Feb. 8	Philadelphia at Spencer	W 106-91	35-16
Nov. 22	Milwaukee at Ft. Wayne	W 57-55	10-4	Feb. 9	Philadelphia at Huron	W 70-67	35-16
Nov. 26	Philadelphia	W 88-80	11-4	Feb. 11	Baltimore	W 110-82	37-16
Nov. 29	Boston	W 95-82	12-4	Feb. 12	@ Milwaukee at Toledo	L 62-71	37-17
Dec. 3	Syracuse at Moorhead	W 87-74	13-4	Feb. 13	Phila. at Grand Rapids	W 86-77	38-17
Dec. 5	Syracuse	W 90-80	14-4	Feb. 14	Rochester	W 105-77	39-17
Dec. 12	New York	W 71-67	15-4	Feb. 16	Rochester at Hibbing	W 85-79	40-17
Dec. 13	@ Roch. at Ft. Wayne	L 70-87	15-5	Feb. 18	Boston	L 92-105	40-18
Dec. 15	@ New York	L 79-80	15-6	Feb. 20	Syracuse	W 83-68	41-18
Dec. 16	Milwaukee at Boston	W 69-63	16-6	Feb. 21	@ Syracuse	L 73-100	41-19
Dec. 17	@ Baltimore	L 64-75	16-7	Feb. 22	@ Phil. at New Haven	L 72-79	41-20
Dec. 19	@ Rochester	W 91-78	17-7	Feb. 23	@ New York	W 100-82	42-20
Dec. 20	@ Syracuse	L 76-81	17-8	Feb. 25	@ Philadelphia	L 72-81	42-21
Dec. 25	Baltimore at St. Paul	L 78-88	17-9	Feb. 27	@ Baltimore	W 95-85	43-21
Dec. 26	Fort Wayne	W 77-71	18-9	Feb. 28	@ Fort Wayne	L 77-94	43-22
Dec. 27	@ Fort Wayne	W 79-75	19-9	Mar. 2	Syracuse at St. Paul	W 91-87	44-22
Dec. 30	Fort Wayne	L 80-97	19-10	Mar. 5	@ Boston	L 106-128	44-23
Jan. 2	New York	W 78-74	20-10	Mar. 6	@ Rochester	L 59-74	44-24
Jan. 4	@ Rochester at Chicago	L 84-85	20-11	Mar. 7	Milwaukee	W 65-63	45-24
Jan. 7	Rochester	W 89-71	21-11	Mar. 9	@ Rochester at Ind.	L 61-70	45-25
Jan. 9	@ Milwaukee	W 78-67	22-11	Mar. 10	New York	L 76-85	45-26
Jan. 10	Boston	W 99-85	23-11	Mar. 13	Fort Wayne	W 93-66	46-26
Jan. 13	@ Boston	L 84-88	23-12				
Jan. 14	@ Syracuse	L 71-96	23-13				
Jan. 16	Milwaukee	L 58-64	23-14				
Jan. 17	@ Fort Wayne	L 83-86	23-15				

\* Overtime games as available



# 1954-55 MINNEAPOLIS LAKERS



## 40-32 - 2ND IN WESTERN DIVISION

Head Coach: John Kundla  
 Players: Robert Carney, Lew Hitch, Jim Holstein, Ed Kalafat, Clyde Lovellette, Slater Martin, Vern Mikkelsen, Jim Pollard, Dick Schnittker, Whitey Skoog, Don Sunderlage, Bobby Watson

### 1954-55 REGULAR SEASON STATISTICS / GAME-BY-GAME RESULTS

	G	Min.	FGM	FGA	Pct.	FTM	FTA	Pct.	Reb.	Ast.	PF	Dq.	SCORING	
													Pts.	Avg.
Mikkelsen	71	2559	440	1043	.422	447	598	.747	722	145	319	14	1327	18.7
Lovellette	70	2361	519	1192	.435	273	398	.686	802	100	262	6	1311	18.7
Martin	72	2784	350	919	.381	276	359	.769	260	427	221	7	976	13.6
Skoog	72	2365	330	836	.395	125	155	.806	303	251	265	10	785	10.9
Schnittker	72	1798	226	583	.388	298	362	.823	349	114	231	7	750	10.4
Pollard	63	1960	265	749	.354	151	186	.812	458	160	147	3	681	10.8
Hitch*	74	1774	167	417	.400	115	169	.680	438	125	110	0	449	6.1
Kalafat	72	1102	118	375	.315	111	168	.661	317	75	205	9	347	4.8
Holstein	62	980	107	330	.324	67	94	.713	206	58	107	0	281	4.5
Watson**	63	702	72	223	.323	31	45	.689	87	79	67	0	175	2.8
Sunderlage	45	404	33	133	.248	48	73	.658	56	37	57	0	114	2.5
Carney	19	244	24	64	.375	21	40	.525	45	16	36	0	69	3.6

\*Hitch - Played with Milwaukee, Minneapolis (totals w/ both teams). \*\*Watson - Played with Minneapolis, Milwaukee (totals w/ both teams).

DATE	OPPONENT	BOX SCORE	W / L	DATE	OPPONENT	BOX SCORE	W / L
Oct. 30	@ New York	L 83-94	0-1	Jan. 16	Philadelphia	W 106-98	20-19
Oct. 31	@ Syracuse	W 97-94	1-1	Jan. 19	Milw. at New Orleans	W 95-81	21-19
Nov. 6	Milwaukee at Buffalo	W 79-67	2-1	Jan. 20	Milw. at Shreveport	W 97-90	22-19
Nov. 7	New York	L 93-103 (OT)	2-2	Jan. 21	Milw. at Baton Rouge	W 100-92	23-19
Nov. 14	Syracuse	W 99-92	3-2	Jan. 23	Milwaukee	W 82-79	24-19
Nov. 25	Rochester	W 95-84	4-2	Jan. 27	@ Milwaukee at Huron	L 79-85	24-20
Nov. 27	@ Fort Wayne	L 81-97	4-3	Jan. 29	Fort Wayne	W 100-91	25-20
Nov. 28	Boston	W 115-108	5-3	Jan. 30	@ Fort Wayne	L 92-99	25-21
Nov. 30	@ Ft. Wayne at NYC	L 90-92	5-4	Feb. 2	New York at St. Paul	W 96-81	26-21
Dec. 1	@ Philadelphia	W 91-88	6-4	Feb. 3	New York	W 90-83	27-21
Dec. 2	@ Milw. at Ft. Wayne	L 108-117	6-5	Feb. 5	Milwaukee at Waterloo	W 103-87	28-21
Dec. 4	@ Milwaukee	L 88-95	6-6	Feb. 6	Milwaukee	L 99-101	28-22
Dec. 5	Milwaukee	W 104-102 (OT)	7-6	Feb. 8	@ New York	L 95-98	28-23
Dec. 7	@ New York	L 89-97	7-7	Feb. 9	@ New York at Boston	L 112-118	28-24
Dec. 8	@ Boston	W 101-99	8-7	Feb. 10	@ Syracuse	L 81-85	28-25
Dec. 11	@ Rochester	W 91-83	9-7	Feb. 12	@ Rochester	W 96-95	29-25
Dec. 12	New York	W 80-73	10-7	Feb. 13	Philadelphia	W 103-93	30-25
Dec. 14	@ Boston at NYC	L 108-115	10-8	Feb. 19	Fort Wayne	W 98-92	31-25
Dec. 15	@ Rochester at Buffalo	L 97-99 (OT)	10-9	Feb. 20	Rochester	W 105-92	32-25
Dec. 18	Syracuse	W 86-83	11-9	Feb. 21	Rochester at Spencer	W 112-110	33-25
Dec. 19	@ Syracuse	L 93-108	11-10	Feb. 23	@ Ft. Wayne at St. Louis	L 97-120	33-26
Dec. 25	Philadelphia	W 99-91	12-10	Feb. 24	Boston	W 112-98	34-26
Dec. 26	Boston	W 87-82	13-10	Feb. 25	@ Boston at Moorhead	L 104-107	34-27
Dec. 29	@ Boston at Hibbing	W 129-118 (OT)	14-10	Feb. 26	Fort Wayne	L 89-90	34-28
Dec. 30	@ Fort Wayne at Minot	L 76-93	14-11	Feb. 27	Rochester	W 93-84	35-28
Dec. 31	@ Fort Wayne	W 103-91	15-11	Feb. 28	Fort Wayne at St. Paul	L 88-90	35-29
Jan. 2	Rochester	L 100-102	15-12	Mar. 3	@ Roch. at Ft. Wayne	L 76-83	35-30
Jan. 3	Philadelphia at Chicago	W 76-74	16-12	Mar. 4	@ Boston	W 121-106	36-30
Jan. 4	@ Fort Wayne at Elkhart	L 92-93	16-13	Mar. 5	@ Rochester	W 107-104 (OT)	37-30
Jan. 5	@ Philadelphia	L 85-106	16-14	Mar. 6	Milwaukee	L 98-100	37-31
Jan. 6	@ Syracuse	W 117-106	17-14	Mar. 7	New York at Boston	W 97-96	38-31
Jan. 8	Syracuse	L 97-100	17-15	Mar. 9	@ Philadelphia	L 89-102	38-32
Jan. 9	@ Fort Wayne	L 86-89	17-16	Mar. 10	@ Syracuse at NYC	W 96-93	39-32
Jan. 11	Syracuse	W 93-82	18-16	Mar. 12	Phila. at Des Moines	W 86-78	40-32
Jan. 12	@ Rochester	W 102-88	19-16				
Jan. 13	@ Philadelphia	L 96-102 (OT)	19-17				
Jan. 14	@ Boston	L 95-100	19-18				
Jan. 15	@ Rochester	L 90-93	19-19				

\* Overtime games as available




# 1955-56 MINNEAPOLIS LAKERS



## 33-39 - 3RD IN WESTERN DIVISION

Head Coach: John Kundla

Players: Ron Feireisel, Dick Garmaker, Lew Hitch, Johnny Horan, Ed Kalafat, Clyde Lovellette, Slater Martin, Charles Mencil, George Mikán, Vern Mikkelsen, Dick Schnittker, Whitey Skoog, \*Bob Williams



### 1955-56 REGULAR SEASON STATISTICS / GAME-BY-GAME RESULTS

	G	Min.	FGM	FGA	Pct.	FTM	FTA	Pct.	Reb.	Ast.	PF	Dq.	SCORING	
													Pts.	Avg.
Lovellette	71	2518	594	1370	.434	338	469	.721	932	104	245	5	1526	21.5
Mikkelsen	72	2100	317	821	.386	328	408	.804	608	173	319	17	962	13.4
Martin	72	2838	309	863	.358	329	395	.833	260	445	202	2	947	13.2
Skoog	72	2311	340	854	.398	155	193	.803	291	255	232	5	835	11.6
Schnittker	72	1930	254	647	.393	304	355	.856	296	142	253	4	812	11.3
Kalafat	72	1639	194	540	.359	186	252	.738	440	130	236	2	574	8.0
Mikan	37	765	148	375	.395	94	122	.770	308	53	153	6	390	10.5
Garmaker	68	870	138	373	.370	112	139	.806	132	104	127	0	388	5.7
Mencil	69	973	120	375	.320	78	96	.813	110	132	74	1	318	4.6
Hitch	69	1129	94	235	.400	100	132	.758	283	77	85	0	288	4.2
Williams	20	173	21	46	.457	24	45	.533	54	7	36	1	66	3.3
Feireisel	10	59	8	28	.286	14	16	.875	6	6	9	0	30	3.0
Horan†	12	50	4	16	.250	4	5	.800	6	1	7	0	12	1.0

†Totals with Lakers only.

DATE	OPPONENT	BOX SCORE	W / L	DATE	OPPONENT	BOX SCORE	W / L
Nov. 5	@ St. Louis	L 89-101	0-1	Jan. 18	Philadelphia at St. Paul	W 105-94	17-22
Nov. 6	@ Fort Wayne	W 96-95	1-1	Jan. 19	@ Syracuse	L 100-122	17-23
Nov. 9	@ Philadelphia	L 106-117	1-2	Jan. 20	@ New York at Boston	L 109-122	17-24
Nov. 10	@ New York	L 105-112	1-3	Jan. 21	@ New York	W 109-89	18-24
Nov. 11	@ Boston	L 75-119	1-4	Jan. 22	New York	L 95-100	18-25
Nov. 12	@ Phila. at Hershey	L 89-100	1-5	Jan. 25	New York	W 104-95	19-25
Nov. 16	@ Syracuse	L 91-105	1-6	Jan. 28	Philadelphia	L 85-108	19-26
Nov. 19	@ Rochester	W 91-90	2-6	Jan. 29	St. Louis	L 107-114	19-27
Nov. 20	Rochester	L 96-104	2-7	Jan. 31	Rochester at St. Louis	W 92-86	20-27
Nov. 24	St. Louis	W 107-99	3-7	Feb. 1	Boston	W 107-106	21-27
Nov. 26	@ St. Louis	L 95-104	3-8	Feb. 2	@ Boston at St. Louis	L 101-102	21-28
Nov. 27	Philadelphia	W 99-94	4-8	Feb. 5	Rochester	L 109-121	21-29
Nov. 30	@ St. Louis at Roch.	L 97-99	4-9	Feb. 8	Fort Wayne	W 106-82	22-29
Dec. 1	New York at Phila.	W 97-90	5-9	Feb. 11	Philadelphia	L 102-117	22-30
Dec. 3	@ Syracuse	L 103-114	5-10	Feb. 12	@ Fort Wayne	L 78-82	22-31
Dec. 4	Syracuse	L 96-102	5-11	Feb. 14	Rochester at St. Louis	W 110-79	23-31
Dec. 6	@ Philadelphia at NYC	L 103-116	5-12	Feb. 15	New York at St. Paul	W 113-102	24-31
Dec. 7	@ Rochester	L 79-92	5-13	Feb. 17	@ Philadelphia	L 111-134	24-32
Dec. 10	@ Boston	L 102-118	5-14	Feb. 18	@ Rochester	W 119-99	25-32
Dec. 13	@ New York	L 91-98	5-15	Feb. 19	Rochester	W 100-93	26-32
Dec. 14	Fort Wayne at Boston	W 98-85	6-15	Feb. 22	Boston	L 90-93	26-33
Dec. 15	@ Syracuse	W 135-133 (3OT)	7-15	Feb. 26	Fort Wayne	L 90-95	26-34
Dec. 17	Rochester	W 94-92	8-15	Feb. 29	Syracuse at St. Paul	W 98-94	27-34
Dec. 18	@ Fort Wayne	L 86-96	8-16	Mar. 1	@ Philadelphia	W 102-100	28-34
Dec. 20	@ Boston at NYC	L 104-111	8-17	Mar. 2	@ Boston	L 113-119	28-35
Dec. 25	Boston	L 112-115	8-18	Mar. 3	@ Rochester	L 90-94	28-36
Dec. 28	St. Louis	L 90-111	8-19	Mar. 4	St. Louis	W 113-84	29-36
Dec. 29	St. Louis at Ft. Wayne	W 74-71	9-19	Mar. 7	Fort Wayne	W 98-95	30-36
Jan. 1	Syracuse	L 80-85	9-20	Mar. 8	@ Fort Wayne	L 82-100	30-37
Jan. 2	Fort Wayne at St. Louis	W 95-89	10-20	Mar. 9	@ St. Louis	L 102-103	30-38
Jan. 4	St. Louis at St. Paul	W 94-76	11-20	Mar. 10	@ St. Louis	L 97-105	30-39
Jan. 7	@ Rochester	L 98-103	11-21	Mar. 11	Rochester	W 126-98	31-39
Jan. 8	Syracuse	W 99-91	12-21	Mar. 13	New York at Moorhead	W 102-89	32-39
Jan. 10	Syracuse at Ft. Wayne	W 90-79	13-21	Mar. 14	Fort Wayne	W 100-96	33-39
Jan. 11	Boston at St. Paul	W 114-110	14-21				
Jan. 14	Fort Wayne	W 117-94	15-21				
Jan. 15	@ Fort Wayne	L 99-104	15-22				
Jan. 17	St. Louis at KC, MO	W 97-86	16-22				

\* Overtime games as available; \* First African-American Player in Lakers History



# 1956-57 MINNEAPOLIS LAKERS



## 34-38 - 2ND IN WESTERN DIVISION

Head Coach: John Kundla  
 Players: Walter Dukes, Dick Garmaker, Ed Kalafat,  
 Bob Leonard, Clyde Lovellette,  
 Charles Mencil, Vern Mikkelsen,  
 Jim Paxson, Dick Schnittker,  
 Whitey Skoog, \*Bob Williams

### 1956-57 REGULAR SEASON STATISTICS / GAME-BY-GAME RESULTS

	G	Min.	FGM	FGA	Pct.	FTM	FTA	Pct.	Reb.	Ast.	PF	Dq.	SCORING	
													Pts.	Avg.
Lovellette	69	2432	574	1348	.426	286	399	.717	932	139	251	4	1434	20.8
Garmaker	72	2406	406	1015	.400	365	435	.839	336	190	199	1	1177	16.3
Mikkelsen	72	2198	322	854	.377	342	424	.807	630	121	312	18	986	13.7
Leonard	72	1943	303	867	.349	186	241	.772	220	169	140	0	792	11.0
Dukes	71	1866	228	626	.364	264	383	.689	794	54	273	10	720	10.1
Mencil	72	1848	243	688	.353	179	240	.746	237	201	95	0	665	9.2
Kalafat	65	1617	178	507	.351	197	298	.661	425	105	243	9	553	8.5
Paxson	71	1274	138	485	.285	170	236	.720	266	86	163	3	446	6.3
Schnittker	70	997	113	351	.322	160	193	.829	185	52	144	3	386	5.5
Skoog	23	656	78	220	.355	44	47	.936	72	76	65	1	200	8.7
Williams	4	20	1	4	.250	2	3	.667	5	0	2	0	4	1.0

DATE	OPPONENT	BOX SCORE	W / L	DATE	OPPONENT	BOX SCORE	W / L
Oct. 27	@ St. Louis	L 75-97	0-1	Jan. 13	Boston	W 104-87	18-21
Oct. 28	@ Fort Wayne	L 88-94	0-2	Jan. 17	@ New York at LaCrosse	L 93-94	18-22
Nov. 1	Rochester at Johnstown	W 97-88	1-2	Jan. 20	Rochester	W 114-107	19-22
Nov. 3	@ Rochester	W 95-85	2-2	Jan. 23	Rochester at Louisville	W 107-99	20-22
Nov. 4	Rochester	W 88-87	3-2	Jan. 25	@ Boston	L 106-115	20-23
Nov. 10	@ Boston	L 110-117	3-3	Jan. 26	@ New York	L 107-122	20-24
Nov. 11	@ Rochester at NYC	L 82-94	3-4	Jan. 27	@ Syracuse	L 93-94	20-25
Nov. 14	Boston at Rochester	W 113-97	4-4	Jan. 28	@ Syracuse at Boston	L 96-112	20-26
Nov. 15	@ Syracuse	W 103-96	5-4	Jan. 29	@ Boston at NYC	L 91-103	20-27
Nov. 16	@ Philadelphia	L 97-123	5-5	Jan. 31	Fort Wayne	L 107-111	20-28
Nov. 18	Fort Wayne	L 107-111	5-6	Feb. 2	St. Louis	L 97-106	20-29
Nov. 22	Syracuse	W 111-78	6-6	Feb. 3	@ St. Louis	L 85-102	20-30
Nov. 24	@ St. Louis	W 104-102 (OT)	7-6	Feb. 6	Philadelphia	W 101-100	21-30
Nov. 25	St. Louis	L 94-95	7-7	Feb. 9	Fort Wayne	W 99-92	22-30
Nov. 27	Philadelphia at St. Louis	W 113-98	8-7	Feb. 10	@ Fort Wayne	L 100-113	22-31
Nov. 28	@ Boston at Louisville	L 93-105	8-8	Feb. 12	@ St. Louis at KC, MO	W 110-105	23-31
Dec. 1	@ Rochester	L 83-95	8-9	Feb. 13	Boston	W 115-114	24-31
Dec. 2	Philadelphia	W 106-96	9-9	Feb. 14	New York at Ft. Wayne	W 99-97	25-31
Dec. 4	@ New York	L 88-101	9-10	Feb. 15	@ Phila. at Camden	L 104-105	25-32
Dec. 6	St. Louis at Phila.	W 103-96	10-10	Feb. 16	@ New York	L 112-120	25-33
Dec. 7	@ Boston	L 114-121	10-11	Feb. 17	St. Louis	L 115-118 (OT)	25-34
Dec. 9	New York	L 91-100	10-12	Feb. 20	Rochester	W 111-103	26-34
Dec. 11	@ Philadelphia	L 111-114	10-13	Feb. 23	Syracuse	L 101-103	26-35
Dec. 12	New York at Boston	W 121-103	11-13	Feb. 24	Fort Wayne	W 123-115	27-35
Dec. 16	Rochester	W 101-97	12-13	Feb. 25	@ St. Louis at Ft. Wayne	L 94-110	27-36
Dec. 20	Roch. at Saratoga Sp.	W 105-103	13-13	Feb. 26	@ Syracuse	L 108-120	27-37
Dec. 22	@ Rochester	L 101-115	13-14	Feb. 28	@ Philadelphia	L 112-129	27-38
Dec. 23	@ Syracuse	L 97-107	13-15	Mar. 1	Rochester at Boston	W 125-117	28-38
Dec. 25	Fort Wayne at Roch.	W 100-89	14-15	Mar. 3	New York	W 119-108	29-38
Dec. 27	@ Fort Wayne	L 93-120	14-16	Mar. 7	Boston	W 109-104	30-38
Dec. 29	St. Louis	L 92-95	14-17	Mar. 8	@ Fort Wayne	W 101-97	31-38
Dec. 30	@ St. Louis	L 93-100	14-18	Mar. 10	St. Louis	W 117-104	32-38
Jan. 3	@ Fort Wayne	L 102-104	14-19	Mar. 12	Philadelphia at St. Paul	W 100-94	33-38
Jan. 6	New York	L 101-111	14-20	Mar. 13	Philadelphia	W 114-97	34-38
Jan. 8	@ Ft. Wayne at Winnipeg	L 86-87	14-21				
Jan. 9	Syracuse at Moorhead	W 93-86	15-21				
Jan. 10	@ Syracuse	W 118-110	16-21				
Jan. 12	Fort Wayne at St. Louis	W 105-87	17-21				



# 1957-58 MINNEAPOLIS LAKERS



## 19-53 - 4TH IN WESTERN DIVISION

**Head Coach:** George Mikan, John Kundla  
**Players:** George Brown, Bob Burrow, Walter Devlin,  
 Bo Erias, Ed Fleming, Larry Foust,  
 Dick Garmaker, Rod Hundley,  
 McCoy Ingram, Jim Krebs, Bob Leonard,  
 Vern Mikkelsen, Dick Schnittker, Frank Selvy,  
 Art Spoelstra



### 1957-58 REGULAR SEASON STATISTICS / GAME-BY-GAME RESULTS

	G	Min.	FGM	FGA	Pct.	FTM	FTA	Pct.	Reb.	Ast.	PF	Dq.	SCORING	
													Pts.	Avg.
Mikkelsen	72	2390	439	1070	.410	370	471	.786	805	166	290	20	1248	17.3
Foust	72	2200	391	982	.398	428	566	.756	876	108	299	11	1210	16.8
Garmaker	68	2216	390	988	.395	314	411	.764	365	183	190	2	1094	16.1
Leonard	66	2074	266	794	.335	205	268	.765	237	218	145	0	737	11.2
Fleming	72	1686	226	655	.345	181	255	.710	492	139	222	5	633	8.8
Krebs	68	1259	199	527	.378	135	176	.767	502	27	182	4	533	7.8
Devlin	70	1248	170	489	.348	133	172	.773	132	167	104	1	473	6.8
Schnittker	50	979	128	357	.359	201	237	.848	211	71	126	5	457	9.1
Hundley	65	1154	174	548	.318	104	162	.642	186	121	99	0	452	7.0
Spoelstra*	50	1098	141	353	.399	100	150	.667	281	51	183	-	382	7.6
Erias	18	401	59	170	.347	30	47	.638	83	26	52	1	148	8.2
Selvy†	12	231	28	84	.333	20	29	.690	35	19	21	0	76	6.3
Ingram	24	267	27	103	.262	13	28	.464	116	20	44	1	67	2.8
Burrow	14	171	22	70	.314	11	33	.333	64	6	15	0	55	3.9
Brown	1	6	0	2	.000	1	2	.500	1	0	1	0	1	1.0

\*Finished with another team. †Totals with Lakers only.

DATE	OPPONENT	BOX SCORE	W / L	DATE	OPPONENT	BOX SCORE	W / L
Oct. 26	@ St. Louis	L 84-112	0-1	Jan. 12	@ St. Louis	L 105-111	9-30
Oct. 30	Detroit	L 96-115	0-2	Jan. 16	@ Cincinnati	L 108-124	9-31
Nov. 1	@ Syracuse	L 100-113	0-3	Jan. 17	St. Louis at Detroit	W 112-110 (OT)	10-31
Nov. 2	@ Philadelphia	L 108-118	0-4	Jan. 19	Detroit	W 118-111	11-31
Nov. 6	Boston	L 94-103	0-5	Jan. 22	Boston	L 87-97	11-32
Nov. 8	@ Phila. at Hershey	L 108-119	0-6	Jan. 23	Detroit at St. Pau	W 128-125 (OT)	12-32
Nov. 12	@ Boston at Detroit	L 104-107	0-7	Jan. 25	@ New York	L 116-128	12-33
Nov. 13	New York at St. Paul	W 124-106	1-7	Jan. 26	New York	L 106-109	12-34
Nov. 15	@ Detroit	W 112-104	2-7	Jan. 27	@ New York at Detroit	L 102-113	12-35
Nov. 17	Syracuse	L 98-110	2-8	Jan. 30	Cincinnati	W 105-104	13-35
Nov. 20	New York	L 101-105	2-9	Feb. 1	Syracuse	L 91-97	13-36
Nov. 21	@ New York at Detroit	L 123-124 (OT)	2-10	Feb. 2	Cincinnati	W 106-95	14-36
Nov. 23	@ Boston	L 107-131	2-11	Feb. 4	@ Phila. at Detroit	L 103-107	14-37
Nov. 24	@ Phila. at Camden	L 98-105	2-12	Feb. 5	Philadelphia	L 102-112	14-38
Nov. 26	@ Detroit at NYC	L 91-109	2-13	Feb. 7	@ Boston	L 88-114	14-39
Nov. 27	@ Cincinnati at Detroit	L 106-107	2-14	Feb. 8	@ New York	L 93-94	14-40
Nov. 30	St. Louis	W 118-113	3-14	Feb. 9	@ Cincinnati	L 104-121	14-41
Dec. 1	@ Cincinnati	L 89-90	3-15	Feb. 11	@ Cincinnati at St. Louis	L 103-106	14-42
Dec. 3	@ St. Louis at Detroit	L 108-115	3-16	Feb. 12	New York	L 97-106	14-43
Dec. 4	Boston	L 98-108	3-17	Feb. 14	St. Louis at St. Paul	L 100-104	14-44
Dec. 7	Syracuse at St. Paul	W 121-113	4-17	Feb. 15	@ Detroit	W 111-110	15-44
Dec. 10	@ Syracuse at Detroit	L 104-114	4-18	Feb. 16	Philadelphia	W 106-99	16-44
Dec. 11	Syracuse	W 110-95	5-18	Feb. 18	@ St. Louis	L 98-118	16-45
Dec. 15	St. Louis	L 118-138	5-19	Feb. 19	Detroit	L 115-117 (OT)	16-46
Dec. 18	Philadelphia	W 108-102	6-19	Feb. 22	Cincinnati	W 100-81	17-46
Dec. 21	@ Boston	L 119-140	6-20	Feb. 23	@ Cincinnati	L 93-111	17-47
Dec. 22	@ St. Louis	L 115-123	6-21	Feb. 24	@ Phila. at Bethlehem	L 95-110	17-48
Dec. 25	@ Detroit	W 106-104	7-21	Feb. 26	@ Syracuse	L 90-119	17-49
Dec. 28	Cincinnati	L 101-112	7-22	Feb. 27	@ Detroit at Phila.	L 109-112	17-50
Dec. 29	@ Cincinnati	W 111-103	8-22	Mar. 2	Philadelphia	W 102-92	18-50
Dec. 30	@ St. Louis at Dallas	L 98-105	8-23	Mar. 6	Detroit	L 116-132	18-51
Dec. 31	@ New York	L 116-142	8-24	Mar. 8	@ St. Louis	L 123-126	18-52
Jan. 1	@ Syracuse	L 109-120	8-25	Mar. 9	St. Louis	W 107-99	19-52
Jan. 5	@ Boston at Providence	L 100-113	8-26	Mar. 12	Cincinnati	L 89-96	19-53
Jan. 8	Boston at St. Paul	L 87-107	8-27				
Jan. 9	@ Syracuse	L 122-127	8-28				
Jan. 10	Detroit at Philadelphia	W 124-114	9-28				
Jan. 11	@ Detroit	L 102-129	9-29				



\* Overtime games as available



# 1958-59 MINNEAPOLIS LAKERS



## 33-39 - 2ND IN WESTERN DIVISION

Head Coach: John Kundla  
 Players: Elgin Baylor, Boo Ellis, Ed Fleming,  
 Larry Foust, Dick Garmaker,  
 Steve Hamilton, Rod Hundley, Jim Krebs,  
 Bob Leonard, Vern Mikkelsen

*Western Division Champions*

### 1958-59 REGULAR SEASON STATISTICS / GAME-BY-GAME RESULTS

	G	Min.	FGM	FGA	Pct.	FTM	FTA	Pct.	Reb.	Ast.	PF	Dq.	SCORING	
													Pts.	Avg.
Baylor	70	2855	605	1482	.408	532	685	.777	1050	287	270	4	1742	24.9
Mikkelsen	72	2139	353	904	.390	286	355	.806	570	159	246	8	992	13.8
Garmaker	72	2493	350	885	.395	284	368	.772	325	211	226	3	984	13.7
Foust	72	1933	301	771	.390	280	366	.765	627	91	233	5	882	12.3
Hundley	71	1664	259	719	.360	164	218	.752	250	205	139	0	682	9.6
Krebs	72	1578	271	679	.399	92	123	.748	491	50	212	4	634	8.8
Leonard	58	1598	206	552	.373	120	160	.750	178	186	119	0	532	9.2
Fleming	71	1132	162	419	.387	137	190	.721	281	89	148	1	461	6.5
Ellis	72	1202	163	379	.430	102	144	.708	380	59	137	0	428	5.9
Hamilton	67	847	109	294	.371	74	109	.679	220	36	144	2	292	4.4

DATE	OPPONENT	BOX SCORE	W / L	DATE	OPPONENT	BOX SCORE	W / L
Oct. 22	Cincinnati	W 99-79	1-0	Jan. 8	St. Louis at Dallas	W 95-93	16-23
Oct. 25	@ Cincinnati	L 94-110	1-1	Jan. 11	@ Boston at SF	L 106-109	16-24
Oct. 26	Detroit	W 108-100	2-1	Jan. 12	@ Boston at Seattle	L 108-117	16-25
Oct. 29	St. Louis	L 100-112	2-2	Jan. 13	@ St. Louis	L 95-110	16-26
Nov. 1	@ St. Louis	W 108-101	3-2	Jan. 15	@ Syracuse	L 105-111	16-27
Nov. 6	Philadelphia	W 103-101	4-2	Jan. 16	@ Cin. at Charleston	L 91-95	16-28
Nov. 8	New York	L 100-108	4-3	Jan. 18	Philadelphia	W 119-98	17-28
Nov. 9	@ Syracuse	L 97-101	4-4	Jan. 25	@ Philadelphia	L 111-125	17-29
Nov. 11	@ Boston	L 113-116	4-5	Jan. 28	Syracuse	W 112-109	18-29
Nov. 13	@ Detroit at NYC	L 110-119	4-6	Jan. 29	@ Syracuse at Houston	L 91-117	18-30
Nov. 15	@ Philadelphia	L 101-106	4-7	Jan. 30	Detroit at St. Louis	W 88-86	19-30
Nov. 16	@ New York	L 90-98	4-8	Jan. 31	@ St. Louis at Detroit	L 96-120	19-31
Nov. 20	Syracuse	W 121-102	5-8	Feb. 7	Philadelphia	W 109-97	20-31
Nov. 22	@ St. Louis	L 109-114	5-9	Feb. 8	@ Detroit	W 115-103	21-31
Nov. 23	Detroit	L 109-124	5-10	Feb. 9	New York	W 128-122	22-31
Nov. 24	@ Boston at Charlotte	L 104-123	5-11	Feb. 10	Cincinnati at Houston	W 118-100	23-31
Nov. 25	@ Detroit	W 98-90	6-11	Feb. 11	Cincinnati at SF	W 106-105	24-31
Nov. 28	Cincinnati	W 114-93	7-11	Feb. 12	@ Cincinnati at Portland	L 114-119	24-32
Nov. 29	@ Syracuse	W 108-105	8-11	Feb. 14	@ St. Louis	L 96-139	24-33
Nov. 30	@ Cincinnati	W 84-77	9-11	Feb. 15	St. Louis	W 109-98	25-33
Dec. 6	@ Cincinnati at St. Louis	L 128-132 (3OT)	9-12	Feb. 17	@ Detroit	W 97-90	26-33
Dec. 9	@ New York	L 97-110	9-13	Feb. 18	Detroit	W 105-95	27-33
Dec. 11	Syracuse	L 99-101 (OT)	9-14	Feb. 20	New York at Detroit	W 116-106	28-33
Dec. 14	New York	L 99-100	9-15	Feb. 22	@ St. Louis	L 108-120	28-34
Dec. 18	Detroit	W 113-104	10-15	Feb. 25	Cincinnati at Detroit	W 116-96	29-34
Dec. 20	Philadelphia	W 99-88	11-15	Feb. 27	@ Boston	L 139-173	29-35
Dec. 25	@ Detroit at NYC	L 97-98 (OT)	11-16	Feb. 28	@ New York	L 107-112	29-36
Dec. 26	@ Boston at Detroit	L 99-107	11-17	Mar. 1	Philadelphia at Camden	W 100-98	30-36
Dec. 27	Boston	L 94-112	11-18	Mar. 3	@ Boston at Providence	L 112-119	30-37
Dec. 28	@ Cincinnati	L 116-120	11-19	Mar. 4	@ Cincinnati	L 122-128	30-38
Dec. 29	@ Phila. at St. Louis	L 93-95	11-20	Mar. 5	New York at Philadelphia	W 135-115	31-38
Dec. 30	Syracuse at Phila.	W 118-113	12-20	Mar. 6	@ Detroit	W 99-98	32-38
Jan. 1	@ Syracuse	W 106-105	13-20	Mar. 8	St. Louis	W 120-104	33-38
Jan. 2	New York	W 107-97	14-20	Mar. 11	Detroit	L 118-123	33-39
Jan. 4	@ Philadelphia	W 111-95	15-20				
Jan. 5	@ Boston	L 106-118	15-21				
Jan. 6	@ St. Louis at NYC	L 95-112	15-22				
Jan. 7	@ St. Louis at Houston	L 78-89	15-23				



# 1959-60 MINNEAPOLIS LAKERS



## 25-50 - 3RD IN WESTERN DIVISION

**Head Coach:** John Castellani, Jim Pollard  
**Players:** Elgin Baylor, Boo Ellis, Ray Felix, Ed Fleming, Larry Foust, Dick Garmaker, Steve Hamilton, Tom Hawkins, Rod Hundley, Jim Krebs, Rudy LaRusso, Bob Leonard, Nick Mantis, Frank Selvy, Charlie Share, Ron Sobie, Bobby Smith



### 1959-60 REGULAR SEASON STATISTICS / GAME-BY-GAME RESULTS

	G	Min.	FGM	FGA	Pct.	FTM	FTA	Pct.	Reb.	Ast.	PF	Dq.	SCORING	
													Pts.	Avg.
Baylor	70	2873	755	1781	.424	564	770	.732	1150	243	234	2	2074	29.6
LaRusso	71	2092	355	913	.389	265	357	.742	679	83	222	8	975	13.7
Hundley	73	2279	365	1019	.358	203	273	.744	390	338	194	0	933	12.8
Foust***	72	1964	312	766	.407	253	320	.791	621	96	241	7	877	12.2
Leonard	73	2074	231	717	.322	136	193	.705	245	252	171	3	598	8.2
Krebs	75	1269	237	605	.392	98	136	.721	327	38	210	2	572	7.6
Hawkins	69	1467	220	579	.380	106	164	.646	428	54	188	3	546	7.9
Garmaker*	44	1187	198	525	.377	117	163	.718	189	133	126	-	513	11.7
Selvy†	43	1091	169	427	.396	122	160	.763	127	81	76	-	460	10.7
Felix†	31	696	105	261	.402	51	79	.646	258	29	133	-	261	8.4
Ellis	46	671	64	185	.346	51	76	.671	236	27	64	2	179	3.9
Fleming	27	413	59	141	.418	53	69	.768	87	38	46	0	171	6.3
Share**	41	651	59	151	.391	53	80	.663	221	62	142	9	171	4.2
Hamilton	15	247	29	77	.377	18	23	.783	58	7	39	1	76	5.1
Smith	10	130	13	54	.241	11	16	.688	33	14	10	0	37	3.7
Mantis	10	71	10	39	.256	1	2	.500	6	9	8	0	21	2.1
Sobie†	1	13	1	4	.250	0	1	.000	2	2	4	0	2	2.0

\*Finished season with another team. †Totals with Lakers only. \*\*Share - Played 38 games in St. Louis, 3 games in Minneapolis (totals w/ both teams).  
 \*\*\*Foust - Played 47 games in Minneapolis, 25 games in St. Louis (totals w/ both teams).

DATE	OPPONENT	BOX SCORE	W / L	DATE	OPPONENT	BOX SCORE	W / L
Oct. 18	Detroit	L 105-106	0-1	Jan. 10	@ Cincinnati	W 112-106	13-26
Oct. 24	@ St. Louis	W 94-87	1-1	Jan. 14	New York at St. Paul	L 126-131	13-27
Oct. 25	@ Cincinnati	L 102-103	1-2	Jan. 15	@ Cincinnati	L 118-122	13-28
Oct. 31	@ Syracuse	L 108-117	1-3	Jan. 16	Detroit at St. Paul	L 98-105	13-29
Nov. 1	St. Louis	L 101-138	1-4	Jan. 17	@ St. Louis	L 119-135	13-30
Nov. 3	@ NY at St. Louis	L 93-99	1-5	Jan. 23	New York	L 104-115	13-31
Nov. 6	Detroit	L 113-118 (2OT)	1-6	Jan. 27	Cincinnati at Detroit	W 116-112	14-31
Nov. 7	@ Detroit	W 113-111 (OT)	2-6	Jan. 29	Syracuse	L 112-119	14-32
Nov. 8	Boston	W 136-115	3-6	Jan. 31	@ Phil. at San Francisco	L 104-114	14-33
Nov. 10	@ St. Louis	L 105-134	3-7	Feb. 1	@ Phil. at LA	L 96-103	14-34
Nov. 12	@ Detroit at NYC	L 93-107	3-8	Feb. 3	@ Boston	L 108-128	14-35
Nov. 14	@ Philadelphia	L 98-104	3-9	Feb. 5	St. Louis	L 96-114	14-36
Nov. 15	Phil. at St. Paul	W 106-100	4-9	Feb. 6	@ Detroit	L 101-116	14-37
Nov. 18	New York	L 105-106	4-10	Feb. 7	Detroit	W 104-102	15-37
Nov. 20	Detroit	W 105-85	5-10	Feb. 9	@ Boston at St. Louis	L 90-129	15-38
Nov. 21	@ Cincinnati	W 99-93 (OT)	6-10	Feb. 10	@ Syracuse at NYC	L 109-110	15-39
Nov. 25	Syracuse	L 93-100	6-11	Feb. 11	Cincinnati	L 108-111	15-40
Nov. 26	@ Cincinnati	L 95-114	6-12	Feb. 13	@ Detroit	W 123-117 (OT)	16-40
Nov. 28	@ St. Louis	L 91-102	6-13	Feb. 14	Syracuse	L 119-121	16-41
Nov. 29	Boston at St. Paul	L 93-109	6-14	Feb. 16	@ Boston at NYC	L 122-130	16-42
Dec. 1	@ New York	W 103-100	7-14	Feb. 17	@ St. Louis at Phil.	L 127-131	16-43
Dec. 3	@ Philadelphia	L 109-123	7-15	Feb. 19	St. Louis	W 111-101	17-43
Dec. 4	@ Detroit	L 101-120	7-16	Feb. 20	@ Philadelphia	L 106-122	17-44
Dec. 5	@ Syracuse	L 95-108	7-17	Feb. 21	St. Louis at LA	W 112-98	18-44
Dec. 6	Boston	L 104-121	7-18	Feb. 22	@ St. Louis at LA	L 103-113	18-45
Dec. 8	@ Syracuse at Seattle	L 89-93	7-19	Feb. 23	@ New York	W 117-112	19-45
Dec. 9	Syr. at San Francisco	W 96-86	8-19	Feb. 24	@ Bos. at College Park	L 110-131	19-46
Dec. 12	Cincinnati	L 97-107	8-20	Feb. 25	Cincinnati at Providence	W 105-95	20-46
Dec. 19	@ Cincinnati	W 131-113	9-20	Feb. 26	@ Boston	L 111-128	20-47
Dec. 25	@ St. Louis	L 96-112	9-21	Feb. 27	Philadelphia	W 109-91	21-47
Dec. 26	@ Detroit	W 108-105	10-21	Mar. 1	@ St. Louis	L 101-109	21-48
Dec. 27	Detroit	W 119-109	11-21	Mar. 2	New York at Boston	W 123-113	22-48
Dec. 28	@ Boston	L 104-107	11-22	Mar. 3	Cincinnati at Phil.	W 117-114	23-48
Dec. 30	@ Philadelphia	L 107-122	11-23	Mar. 5	St. Louis	L 106-107	23-49
Dec. 31	@ New York	L 102-127	11-24	Mar. 6	Cincinnati	W 114-105	24-49
Jan. 1	Syracuse	L 98-109	11-25	Mar. 9	@ Detroit	L 116-117	24-50
Jan. 5	@ Philadelphia at NYC	L 111-126	11-26	Mar. 10	New York	W 133-108	25-50
Jan. 9	Cincinnati	W 121-91	12-26				



\* Overtime games as available



# 1960-61 LOS ANGELES LAKERS



## 36-43 - 2ND IN WESTERN DIVISION

**Head Coach:** Fred Schaus  
**Standing:** Jerry West, Rod Hundley, Ron Johnson, Tom Hawkins, Frank Selvy, Bob Leonard  
**Seated:** Elgin Baylor, Jim Krebs, Ray Felix, Rudy LaRusso, Howard Joliff  
**Not pictured:** Gary Alcorn

### 1960-61 REGULAR SEASON STATISTICS / GAME-BY-GAME RESULTS

	G	Min.	FGM	FGA	Pct.	FTM	FTA	Pct.	Reb.	Ast.	PF	Dq.	SCORING	
													Pts.	Avg.
Baylor	73	3133	931	2166	.430	676	863	.783	1447	373	279	3	2538	34.8
West	79	2797	529	1264	.419	331	497	.666	611	331	213	1	1389	17.6
LaRusso	79	2593	416	992	.419	323	409	.790	781	135	280	8	1155	14.6
Hundley	79	2179	323	921	.351	223	296	.753	289	350	144	0	869	11.0
Selvy	77	2153	311	767	.405	210	279	.753	299	246	219	3	832	10.8
Hawkins	78	1846	310	719	.431	140	235	.596	479	88	209	2	760	9.7
Krebs	75	1655	271	692	.392	75	93	.806	456	68	223	2	617	8.2
Felix	68	1510	189	508	.372	135	193	.699	539	37	302	12	513	6.6
Leonard	55	600	61	207	.295	7	100	.070	70	81	70	0	193	3.5
Joliff	46	352	46	141	.326	11	23	.478	141	16	53	0	103	2.2
Alcorn	20	174	12	40	.300	7	8	.875	50	2	47	1	31	1.6
Johnson†	8	43	2	13	.154	2	3	.667	15	1	4	0	6	0.8

DATE	OPPONENT	BOX SCORE	W / L	DATE	OPPONENT	BOX SCORE	W / L
Oct. 19	@ Cincinnati	L 123-140	0-1	Jan. 5	St. Louis	W 110-96	17-25
Oct. 22	@ St. Louis	L 96-112	0-2	Jan. 6	St. Louis	W 104-108	17-26
Oct. 24	New York	L 101-111	0-3	Jan. 10	New York	W 117-104	18-26
Oct. 25	New York	W 120-118	1-3	Jan. 11	New York	L 104-109	18-27
Oct. 28	@ Philadelphia	L 120-122	1-4	Jan. 14	Cincinnati	W 123-114	19-27
Oct. 29	@ Syracuse	L 118-125	1-5	Jan. 15	Cincinnati	L 105-109	19-28
Nov. 2	New York at Detroit	W 106-96	2-5	Jan. 19	Boston at Phila.	L 103-106	19-29
Nov. 5	Syracuse	W 112-110	3-5	Jan. 21	@ Philadelphia	L 111-136	19-30
Nov. 6	Syracuse at SF	W 119-113	4-5	Jan. 22	Syracuse at Utica	L 109-112	19-31
Nov. 9	Philadelphia at St. Louis	L 118-125	4-6	Jan. 24	Syracuse	W 116-107	20-31
Nov. 12	Boston at Providence	L 124-131	4-7	Jan. 25	Syracuse	W 117-112	21-31
Nov. 15	@ New York	W 123-108	5-7	Jan. 29	Detroit	W 137-113	22-31
Nov. 19	Detroit	W 130-122	6-7	Jan. 30	Detroit	W 117-116	23-31
Nov. 20	Detroit at SF	W 135-131	7-7	Jan. 31	Detroit at New York	L 112-121	23-32
Nov. 22	Cincinnati at NYC	W 133-118	8-7	Feb. 2	St. Louis at Phila.	W 116-115	24-32
Nov. 23	@ Cincinnati	L 118-122	8-8	Feb. 5	@ Detroit	W 125-120	25-32
Nov. 24	Cincinnati at St. Louis	W 108-100	9-8	Feb. 6	Cin. at College Park	W 110-101	26-32
Nov. 25	@ Detroit	W 141-128 (OT)	10-8	Feb. 7	Boston at NYC	L 95-96	26-33
Nov. 26	@ St. Louis	L 113-126	10-9	Feb. 8	St. Louis	W 120-103	27-33
Nov. 27	Philadelphia	L 106-113	10-10	Feb. 9	St. Louis	L 113-123	27-34
Nov. 28	Philadelphia	W 137-112	11-10	Feb. 12	@ St. Louis	W 105-95	28-34
Nov. 29	Philadelphia at NYC	L 121-122	11-11	Feb. 13	Cincinnati at Dayton	L 100-104	28-35
Dec. 1	@ Philadelphia	L 114-117	11-12	Feb. 14	Boston at St. Louis	L 93-113	28-36
Dec. 2	@ Boston	W 120-117	12-12	Feb. 16	@ Detroit	W 129-106	29-36
Dec. 4	Boston	L 103-113	12-13	Feb. 18	@ New York	W 121-106	30-36
Dec. 5	Boston	L 101-123	12-14	Feb. 19	@ Cincinnati	L 106-112	30-37
Dec. 7	@ Cincinnati	L 112-114	12-15	Feb. 20	Syr. at Morgantown	L 121-126	30-38
Dec. 10	@ St. Louis	L 108-111	12-16	Feb. 22	Boston	W 105-93	31-38
Dec. 12	St. Louis	L 103-114	12-17	Feb. 26	Philadelphia	W 121-116	32-38
Dec. 14	St. Louis	W 124-113	13-17	Feb. 27	Philadelphia	L 88-113	32-39
Dec. 16	@ Cincinnati	L 116-130	13-18	Feb. 28	@ Philadelphia	L 108-123	32-40
Dec. 17	@ Boston	L 112-140	13-19	Mar. 1	New York at Boston	W 144-107	33-40
Dec. 19	Detroit at Portland	W 107-103	14-19	Mar. 2	Syracuse at Scranton	W 114-110	34-40
Dec. 20	Detroit at Portland	L 94-97	14-20	Mar. 5	@ Syracuse	W 125-114	35-40
Dec. 26	@ New York	L 112-119	14-21	Mar. 7	@ St. Louis	L 136-137 (2OT)	35-41
Dec. 28	@ Syracuse	L 113-115	14-22	Mar. 8	@ Detroit	L 103-120	35-42
Dec. 29	New York at Phila.	W 111-95	15-22	Mar. 11	Cincinnati	L 105-108	35-43
Dec. 30	@ St. Louis	L 99-107	15-23	Mar. 12	Cincinnati	W 123-122	36-43
Jan. 1	@ Detroit	L 105-116	15-24				
Jan. 2	Detroit at Phila.	W 123-113	16-24				
Jan. 3	Boston	L 96-102	16-25				





# 1961-62 LOS ANGELES LAKERS



## 54-26 - 1ST IN WESTERN DIVISION

Head Coach: Fred Schaus  
 Standing: Jerry West, Rod Hundley, Elgin Baylor,  
 Tom Hawkins, Frank Selvy, Bob McNeil  
 Seated: Rudy LaRusso, Wayne Yates, Ray Felix,  
 Jim Krebs, Howard Joliff  
 Not pictured: Bob Sims, Robert Smith



*Western Division Champions*

### 1961-62 REGULAR SEASON STATISTICS / GAME-BY-GAME RESULTS

	G	Min.	FGM	FGA	Pct.	FTM	FTA	Pct.	Reb.	Ast.	PF	Dq.	SCORING	
													Pts.	Avg.
West	75	3087	799	1795	.445	712	926	.769	591	402	173	4	2310	30.8
Baylor	48	2129	680	1588	.428	476	631	.754	892	222	155	1	1836	38.3
LaRusso	80	2754	516	1108	.466	342	448	.763	828	179	255	5	1374	17.2
Selvy	79	2806	433	1032	.420	298	404	.738	412	381	232	0	1164	14.7
Krebs	78	2012	312	701	.445	156	208	.750	616	110	290	9	780	10.0
Hawkins	79	1903	289	704	.411	143	222	.644	514	95	244	7	721	9.1
Felix	80	1478	171	398	.430	90	130	.692	473	65	266	6	435	5.4
Hundley	78	1492	173	509	.340	83	127	.654	199	290	129	1	425	5.5
Joliff	64	1094	104	253	.411	41	78	.526	383	76	175	4	249	3.9
Yates	37	263	31	105	.295	10	22	.455	94	16	72	1	72	1.9
Sims*	19	171	22	59	.373	19	39	.487	27	12	40	-	63	3.3
McNeill†	29	229	22	60	.367	8	12	.667	23	40	25	0	52	1.8
R. Smith	3	7	0	1	.000	0	0	---	0	0	1	0	0	0.0

DATE	OPPONENT	BOX SCORE	W / L	DATE	OPPONENT	BOX SCORE	W / L
Oct. 19	Phila. at New York	W 118-113	1-0	Jan. 1	Philadelphia	W 114-111	31-11
Oct. 20	@ Philadelphia	L 115-122	1-1	Jan. 3	Philadelphia	W 124-123	32-11
Oct. 24	Cincinnati at New York	W 124-122	2-1	Jan. 7	Boston	L 95-118	32-12
Oct. 25	@ Detroit	W 120-116	3-1	Jan. 13	@ St. Louis	W 108-107	33-12
Oct. 27	Detroit	W 128-118	4-1	Jan. 14	Detroit at Ft. Wayne	L 108-118	33-13
Oct. 28	Detroit	W 135-126	5-1	Jan. 17	New York	W 129-121	34-13
Nov. 1	Cincinnati	W 120-115	6-1	Jan. 19	New York	W 108-107	35-13
Nov. 3	Cincinnati	L 114-132	6-2	Jan. 20	@ Cincinnati	W 124-125	35-14
Nov. 4	@ Chicago	W 125-112	7-2	Jan. 21	@ Chicago	W 112-111 (OT)	36-14
Nov. 7	@ St. Louis	W 127-110	8-2	Jan. 23	Boston at New York	L 103-118	36-15
Nov. 8	St. Louis	W 124-118	9-2	Jan. 24	Cincinnati	W 136-123	37-15
Nov. 13	Chicago	W 127-113	10-2	Jan. 26	Cincinnati	W 116-112	38-15
Nov. 15	Chicago	W 133-118	11-2	Jan. 28	Chicago	W 124-109	39-15
Nov. 17	@ Philadelphia	W 125-121	12-2	Jan. 30	Chicago	W 107-92	40-15
Nov. 18	@ Boston	W 103-101	13-2	Jan. 31	@ Detroit	W 123-122 (OT)	41-15
Nov. 21	Detroit at New York	L 102-108	13-3	Feb. 1	Boston at College Park	L 115-130	41-16
Nov. 23	@ St. Louis	W 122-114	14-3	Feb. 3	@ St. Louis	W 127-124	42-16
Nov. 24	@ New York	W 100-89	15-3	Feb. 4	@ Chicago	L 105-113	42-17
Nov. 25	@ Detroit	L 103-104	15-4	Feb. 5	Cin. at Morgantown	W 134-128 (OT)	43-17
Nov. 26	@ Cincinnati	L 102-117	15-5	Feb. 6	@ New York	L 112-116	43-18
Nov. 28	Syracuse at St. Louis	L 111-121	15-6	Feb. 6	Cincinnati at Dayton	L 109-113	43-19
Dec. 1	Philadelphia	W 117-138	15-7	Feb. 12	St. Louis	L 113-117	43-20
Dec. 2	Philadelphia	W 129-119	16-7	Feb. 14	St. Louis	1 W 130-107	44-20
Dec. 4	Syracuse	W 131-120	17-7	Feb. 16	@ Detroit	L 121-127	44-21
Dec. 5	Syr. at Portland, OR	W 125-120	18-7	Feb. 17	@ New York	W 128-121	45-21
Dec. 6	Syracuse	W 123-121 (OT)	19-7	Feb. 18	Boston	W 125-99	46-21
Dec. 8	@ Philadelphia	W 151-147 (3OT)	20-7	Feb. 20	Boston	L 96-115	46-22
Dec. 9	@ Detroit	W 114-107	21-7	Feb. 22	New York at Phila.	W 118-116	47-22
Dec. 11	St. Louis	W 132-119	22-7	Feb. 23	Chicago at Louisville	W 124-117 (OT)	48-22
Dec. 13	St. Louis	W 137-136 (OT)	23-7	Feb. 24	@ Cincinnati	L 114-118	48-23
Dec. 15	@ Chicago	L 94-97	23-8	Feb. 25	Detroit	W 128-99	49-23
Dec. 16	Syracuse at Rochester	W 123-128	23-9	Feb. 27	Detroit	W 107-100	50-23
Dec. 17	Detroit at Minneapolis	W 122-116	24-9	Mar. 3	@ St. Louis	L 125-134	50-24
Dec. 19	Boston	W 104-101	25-9	Mar. 4	@ Syracuse	W 124-115	51-24
Dec. 20	Chicago at Detroit	W 102-98	26-9	Mar. 9	@ New York	L 100-122	51-25
Dec. 23	@ St. Louis	W 129-126	27-9	Mar. 11	@ Boston	L 105-119	51-26
Dec. 25	@ Cincinnati	W 141-127	28-9	Mar. 12	New York at Seattle	W 119-106	52-26
Dec. 26	@ Boston	L 117-129	28-10	Mar. 13	Cincinnati	W 120-111	53-26
Dec. 27	Syracuse at Phila.	W 119-111	29-10	Mar. 14	St. Louis	W 125-115	54-26
Dec. 28	@ Syracuse	W 121-114	30-10				
Dec. 29	Phila. at Hershey, PA	L 118-123	30-11				

\*Finished with another team. †Totals with Lakers only.



# 1962-63 LOS ANGELES LAKERS



## 53-27 - 1ST IN WESTERN DIVISION

**Head Coach:** Fred Schaus  
**Standing:** Frank Selvy, Rod Hundley, Elgin Baylor,  
 Howard Jolliff, Dick Barnett, Jerry West  
**Seated:** Jim Krebs, Leroy Ellis, Gene Wiley,  
 Rudy LaRusso  
**Not pictured:** Ron Horn

*Western Division Champions*

### 1962-63 REGULAR SEASON STATISTICS / GAME-BY-GAME RESULTS

	G	Min.	FGM	FGA	Pct.	FTM	FTA	Pct.	Reb.	Ast.	PF	Dq.	SCORING	Pts.	Avg.
Baylor	80	3370	1029	2273	.453	661	790	.837	1146	386	226	1	2719	34.0	
West	55	2163	559	1213	.461	371	477	.778	384	307	150	1	1489	27.1	
Barnett	80	2544	547	1162	.471	343	421	.815	242	224	189	3	1437	18.0	
LaRusso	75	2505	321	761	.422	282	393	.718	747	187	255	5	924	12.3	
Selvy	80	2369	317	747	.424	192	269	.714	289	281	149	0	826	10.3	
Krebs	79	1913	272	627	.434	115	154	.747	502	87	256	2	659	8.3	
Ellis	80	1628	222	530	.419	133	202	.658	518	46	194	1	577	7.2	
Hundley	55	785	88	262	.336	84	119	.706	106	151	81	0	250	4.0	
Wiley	75	1488	109	236	.462	23	68	.338	504	40	180	4	241	3.2	
Horn	28	289	27	82	.329	20	29	.690	71	10	46	0	74	2.6	
Jolliff	28	293	15	55	.273	6	9	.667	62	20	49	1	36	1.3	

DATE	OPPONENT	BOX SCORE	W / L	DATE	OPPONENT	BOX SCORE	W / L
Oct. 16	Detroit at NYC	W 122-106	1-0	Jan. 9	@ Detroit	W 123-115	31-11
Oct. 19	@ New York	L 105-116	1-1	Jan. 11	@ San Francisco	W 134-129	32-11
Oct. 20	@ Syracuse	L 102-108	1-2	Jan. 12	San Francisco	W 119-114	33-11
Oct. 23	@ Cincinnati	W 115-116	1-3	Jan. 13	New York	W 108-102	34-11
Oct. 24	@ Chicago	L 107-118	1-4	Jan. 18	@ Chicago	W 116-108	35-11
Oct. 27	Detroit	W 134-118	2-4	Jan. 20	@ Boston	L 121-133	35-12
Oct. 31	New York	W 115-95	3-4	Jan. 21	Detroit	W 124-94	36-12
Nov. 3	San Francisco	W 127-115	4-4	Jan. 23	Detroit	W 123-119	37-12
Nov. 4	New York	W 125-108	5-4	Jan. 25	Syracuse at San Diego	W 122-114	38-12
Nov. 7	@ San Francisco	W 132-108	6-4	Jan. 27	@ St. Louis	W 105-101	39-12
Nov. 9	@ Boston	W 133-120	7-4	Jan. 30	New York at Boston	W 116-115	40-12
Nov. 10	@ St. Louis	L 96-97	7-5	Jan. 31	Detroit at Ft. Wayne	W 127-122	41-12
Nov. 11	Chicago	L 105-109 (OT)	7-6	Feb. 1	@ Detroit	W 119-109	42-12
Nov. 13	Chicago	W 107-84	8-6	Feb. 2	@ St. Louis	W 103-97	43-12
Nov. 15	Syracuse at Baltimore	L 98-120	8-7	Feb. 3	@ New York	L 95-122	43-13
Nov. 17	@ Chicago	W 110-109	9-7	Feb. 6	Chicago	W 107-105	44-13
Nov. 18	@ Detroit	W 116-98	10-7	Feb. 8	Chicago	W 94-91	45-13
Nov. 22	Cincinnati	W 134-110	11-7	Feb. 9	@ Chicago	W 107-106	46-13
Nov. 23	@ San Francisco	W 129-124	12-7	Feb. 10	@ Cincinnati	L 107-124	46-14
Nov. 24	Cincinnati	W 129-123	13-7	Feb. 12	Boston at Detroit	L 93-120	46-15
Nov. 26	Chicago	W 128-106	14-7	Feb. 13	@ Boston	W 134-128	47-15
Nov. 28	St. Louis	W 114-110	15-7	Feb. 14	Detroit	W 128-111	48-15
Dec. 1	St. Louis	W 110-97	16-7	Feb. 16	San Francisco	L 118-122 (2OT)	48-16
Dec. 4	@ New York	W 132-112	17-7	Feb. 19	@ San Francisco	L 109-111	48-17
Dec. 7	@ Boston	L 112-126	17-8	Feb. 22	Boston	W 113-105	49-17
Dec. 8	@ Cincinnati	W 131-128 (OT)	18-8	Feb. 24	Boston	L 109-119	49-18
Dec. 9	Syr. at Minneapolis	L 114-117	18-9	Feb. 25	Detroit at Des Moines	W 113-107	50-18
Dec. 11	Cincinnati at NYC	W 124-121	19-9	Feb. 26	@ New York	L 116-125	50-19
Dec. 12	Syracuse	W 126-120	20-9	Feb. 27	@ Syracuse	L 111-122	50-20
Dec. 14	@ San Francisco	W 120-118	21-9	Mar. 1	@ Chicago	L 109-114	50-21
Dec. 15	San Francisco	W 113-104	22-9	Mar. 2	San Francisco	L 113-122	50-22
Dec. 17	Syracuse	W 121-114	23-9	Mar. 4	Cincinnati	L 111-114	50-23
Dec. 19	St. Louis	W 135-106	24-9	Mar. 6	Cincinnati	W 106-97	51-23
Dec. 21	St. Louis	L 100-105	24-10	Mar. 9	@ St. Louis	L 101-117	51-24
Dec. 26	@ St. Louis	L 104-106	24-11	Mar. 10	@ Detroit	L 116-124	51-25
Dec. 29	@ Syracuse	W 132-123	25-11	Mar. 11	St. Louis	W 109-95	52-25
Dec. 30	@ Detroit	W 135-130	26-11	Mar. 12	@ San Francisco	L 110-116	52-26
Jan. 4	Boston	W 125-123	27-11	Mar. 13	St. Louis	L 98-112	52-27
Jan. 5	Boston	W 106-104	28-11	Mar. 16	San Francisco	W 111-105 (OT)	53-27
Jan. 6	@ Cincinnati	W 120-119 (OT)	29-11				
Jan. 8	@ St. Louis	W 99-96	30-11				



# 1963-64 LOS ANGELES LAKERS



## 42-38 - 3RD IN WESTERN DIVISION

**Head Coach:** Fred Schaus  
**Standing:** Elgin Baylor, Don Nelson, Cotton Nash,  
 Rudy LaRusso, Leroy Ellis, Gene Wiley,  
 Hub Reed, Mel Gibson, Jim Krebs,  
 Dick Barnett, Jerry West, Jim King  
**Not pictured:** Frank Selvy



### 1963-64 REGULAR SEASON STATISTICS / GAME-BY-GAME RESULTS

	G	Min.	FGM	FGA	Pct.	FTM	FTA	Pct.	Reb.	Ast.	PF	Dq.	SCORING	
													Pts.	Avg.
West	72	2906	740	1529	484	584	702	832	433	403	200	2	2064	28.7
Baylor	78	3164	756	1778	425	471	586	804	936	347	235	1	1983	25.4
Barnett	78	2620	541	1197	452	351	454	773	250	238	233	3	1433	18.4
LaRusso	79	2746	337	776	434	298	397	751	800	190	268	5	972	12.3
Ellis	78	1459	200	473	423	112	170	659	498	41	192	3	512	6.6
Nelson	80	1406	135	323	418	149	201	741	323	76	181	1	419	5.2
Selvy	73	1286	160	423	378	78	122	659	138	149	115	1	398	5.5
Wiley	73	1510	146	273	535	45	75	600	510	44	224	4	337	4.3
Krebs	68	975	134	357	375	65	85	765	283	49	166	6	333	4.9
King	60	762	84	198	424	66	101	653	113	110	99	0	234	3.9
Reed	46	386	33	91	363	10	15	667	107	23	73	0	76	1.7
Gibson	9	53	6	20	300	1	2	500	4	6	10	0	13	1.4

DATE	OPPONENT	BOX SCORE	W / L	DATE	OPPONENT	BOX SCORE	W / L
Oct. 19	@ St. Louis	L 108-117	0-1	Jan. 15	@ St. Louis	W 111-109	27-15
Oct. 22	@ New York	W 130-117	1-1	Jan. 16	@ Cincinnati	L 95-108	27-16
Oct. 23	@ Detroit	W 124-116	2-1	Jan. 17	@ Boston	L 79-99	27-17
Oct. 25	@ Cincinnati	W 122-109	3-1	Jan. 18	Philadelphia at Syracuse	W 115-111	28-17
Oct. 30	Cincinnati	L 107-115	3-2	Jan. 20	Detroit	L 107-118	28-18
Nov. 1	Cincinnati	W 122-112	4-2	Jan. 22	Detroit	W 110-101	29-18
Nov. 2	@ San Francisco	L 99-118	4-3	Jan. 24	San Francisco	W 118-100	30-18
Nov. 6	New York	W 111-109	5-3	Jan. 25	@ San Francisco	L 95-120	30-19
Nov. 8	San Francisco	W 93-90	6-3	Jan. 26	San Francisco	W 108-96	31-19
Nov. 10	New York	W 104-79	7-3	Jan. 28	@ Detroit	L 92-93	31-20
Nov. 11	Detroit at Minneapolis	L 109-116	7-4	Jan. 29	Philadelphia at Boston	L 97-102	31-21
Nov. 13	Boston at NYC	L 110-114	7-5	Jan. 30	@ Baltimore	L 89-107	31-22
Nov. 14	@ Baltimore	W 123-115	8-5	Feb. 1	@ St. Louis	L 96-113	31-23
Nov. 15	@ Philadelphia	L 97-99	8-6	Feb. 2	@ St. Louis	L 105-107	31-24
Nov. 16	Detroit	W 115-95	9-6	Feb. 4	@ Cincinnati	L 100-118	31-25
Nov. 17	St. Louis	L 112-117	9-7	Feb. 5	Detroit	W 111-85	32-25
Nov. 21	St. Louis	W 111-99	10-7	Feb. 7	Detroit	L 103-111	32-26
Nov. 26	@ New York	W 119-112	11-7	Feb. 8	@ Philadelphia	L 101-109	32-27
Nov. 27	@ Boston	L 78-114	11-8	Feb. 9	@ Baltimore	L 110-119	32-28
Nov. 29	@ Detroit	W 127-111	12-8	Feb. 11	@ Boston	W 113-109	33-28
Nov. 30	@ St. Louis	W 97-96	13-8	Feb. 12	Boston	L 97-104 (OT)	33-29
Dec. 1	@ Cincinnati	W 114-109	14-8	Feb. 16	Boston	L 90-92	33-30
Dec. 4	@ Baltimore	L 98-118	14-9	Feb. 18	@ New York	L 117-118	33-31
Dec. 6	@ San Francisco	L 110-101	15-9	Feb. 19	Detroit at Toledo, OH	L 115-116	33-32
Dec. 8	San Francisco	L 112-114	15-10	Feb. 20	@ Detroit	W 106-101	34-32
Dec. 9	Baltimore at Seattle	W 134-120	16-10	Feb. 22	Cincinnati	L 105-107	34-33
Dec. 12	Baltimore	W 120-105	17-10	Feb. 23	@ San Francisco	L 108-109	34-34
Dec. 14	Baltimore	W 113-108	18-10	Feb. 26	Cincinnati	W 103-97	35-34
Dec. 15	St. Louis	L 95-102	18-11	Feb. 28	@ Baltimore	W 115-112	36-34
Dec. 18	Philadelphia	W 116-96	19-11	Feb. 29	@ St. Louis	L 114-115 (OT)	36-35
Dec. 21	Philadelphia	W 126-113	20-11	Mar. 1	St. Louis	W 114-91	37-35
Dec. 25	@ New York	W 134-126	21-11	Mar. 4	St. Louis	L 105-110	37-36
Dec. 26	@ Boston	L 110-126	21-12	Mar. 7	San Francisco	L 118-120	37-37
Dec. 28	@ Philadelphia	L 100-114	21-13	Mar. 9	Baltimore	W 122-112	38-37
Dec. 29	Detroit at Ft. Wayne	W 140-128	22-13	Mar. 11	Baltimore at Long Beach	W 115-109	39-37
Dec. 31	St. Louis	W 132-119	23-13	Mar. 13	@ San Francisco	W 112-109	40-37
Jan. 4	Boston	W 125-118 (OT)	24-13	Mar. 14	San Francisco	L 95-111	40-38
Jan. 5	Boston	W 97-95	25-13	Mar. 15	Philadelphia	W 120-95	41-38
Jan. 8	New York	W 136-118	26-13	Mar. 17	Philadelphia	W 121-97	42-38
Jan. 10	@ San Francisco	L 89-114	26-14				
Jan. 11	New York at San Diego	L 108-118	26-15				





# 1964-65 LOS ANGELES LAKERS

## 49-31 - 1ST IN WESTERN DIVISION



Head Coach: Fred Schaus  
 Standing: Jim King, Dick Barnett, Elgin Baylor, Don Nelson, Jerry West, Walt Hazzard  
 Seated: Bill McGill, Darrall Imhoff, Gene Wiley, Leroy Ellis, Rudy LaRusso  
 Not pictured: Jerry Grote, Cotton Nash

*Western Division Champions*

### 1964-65 REGULAR SEASON STATISTICS / GAME-BY-GAME RESULTS

	G	Min.	FGM	FGA	Pct.	FTM	FTA	Pct.	Reb.	Ast.	PF	Dq.	SCORING	
													Pts.	Avg.
West	74	3066	822	1655	.497	648	789	.821	447	364	221	2	2292	31.0
Baylor	74	3056	763	1903	.401	483	610	.792	950	280	235	0	2009	27.1
LaRusso	77	2588	381	827	.461	321	415	.773	725	198	258	3	1083	14.1
Barnett	74	2026	375	908	.413	270	338	.799	200	159	209	1	1020	13.8
Ellis	80	2026	311	700	.444	198	284	.697	652	49	196	1	820	10.3
King	77	1671	184	469	.392	118	151	.781	214	178	193	2	486	6.3
Wiley	80	2002	175	376	.465	56	111	.505	690	105	235	11	406	5.1
Imhoff	76	1521	145	311	.466	88	64	.571	500	87	238	7	378	5.0
Hazzard	66	919	117	306	.382	46	71	.648	111	140	132	0	280	4.2
Nelson	39	238	36	85	.424	20	26	.769	73	24	40	1	92	2.4
Nash*	25	167	14	57	.246	25	32	.781	35	10	30	0	53	2.1
McGill†	8	37	7	20	.350	1	1	1.000	12	3	6	0	15	1.9
Grote	11	33	6	11	.545	2	2	1.000	4	4	5	0	14	1.3

DATE	OPPONENT	BOX SCORE	W / L	DATE	OPPONENT	BOX SCORE	W / L
Oct. 17	@ New York	W 113-109	1-0	Jan. 14	@ Detroit	W 104-100	24-18
Oct. 20	@ Cincinnati	L 113-121	1-1	Jan. 15	@ Cincinnati	L 106-124	24-19
Oct. 21	@ Baltimore	W 108-105	2-1	Jan. 17	@ St. Louis	L 105-118	24-20
Oct. 23	@ San Francisco	W 94-92	3-1	Jan. 20	New York	W 119-103	25-20
Oct. 28	Baltimore	W 112-102	4-1	Jan. 22	New York	W 117-107	26-20
Oct. 29	Baltimore	L 95-98	4-2	Jan. 24	@ Boston	L 93-117	26-21
Nov. 1	St. Louis	L 115-116	4-3	Jan. 26	@ New York	W 111-99	27-21
Nov. 5	New York	W 106-96	5-3	Jan. 27	Cincinnati	W 119-112	28-21
Nov. 7	San Francisco	W 130-103	6-3	Jan. 29	Cincinnati	W 137-133 (2OT)	29-21
Nov. 10	New York	W 108-101	7-3	Jan. 30	@ San Francisco	W 109-99	30-21
Nov. 12	@ New York	W 132-123 (OT)	8-3	Jan. 31	San Francisco	W 96-94	31-21
Nov. 13	@ Boston	W 114-112	9-3	Feb. 2	Detroit at Cleveland	L 118-121	31-22
Nov. 14	@ Baltimore	L 115-127	9-4	Feb. 3	@ Cincinnati	L 99-130	31-23
Nov. 15	@ Detroit	W 111-105	10-4	Feb. 6	@ Baltimore	L 112-116	31-24
Nov. 18	Cincinnati	L 90-92	10-5	Feb. 7	@ Boston	L 97-101	31-25
Nov. 20	Cincinnati	W 131-121	11-5	Feb. 8	Philadelphia	W 117-98	32-25
Nov. 25	Detroit	W 130-117	12-5	Feb. 10	Philadelphia	L 99-110	32-26
Nov. 27	Detroit	W 117-111	13-5	Feb. 12	San Francisco	W 114-95	33-26
Nov. 28	@ San Francisco	L 106-109	13-6	Feb. 13	@ San Francisco	W 129-105	34-26
Nov. 29	Baltimore	W 126-110	14-6	Feb. 17	@ New York	W 118-98	35-26
Dec. 1	@ Philadelphia	W 118-117	15-6	Feb. 18	@ Philadelphia	W 117-110	36-26
Dec. 2	@ St. Louis	L 102-105	15-7	Feb. 19	@ Baltimore	W 119-111	37-26
Dec. 4	@ Cincinnati	L 90-104	15-8	Feb. 21	Boston	W 129-114	38-26
Dec. 6	Phila. at Minneapolis	W 109-104	16-8	Feb. 24	Boston	L 95-97	38-27
Dec. 8	Boston	L 98-108	16-9	Feb. 26	St. Louis	W 106-90	39-27
Dec. 10	St. Louis	L 91-95	16-10	Feb. 28	Philadelphia at Syr.	W 122-118	40-27
Dec. 13	Detroit	W 116-115	17-10	Mar. 2	Philadelphia at NYC	W 126-117	41-27
Dec. 15	Detroit	L 116-131	17-11	Mar. 3	@ Boston	W 104-102	42-27
Dec. 16	@ Detroit	W 126-120 (OT)	18-11	Mar. 5	@ New York	W 105-103	43-27
Dec. 18	@ Cincinnati	L 107-111	18-12	Mar. 6	@ St. Louis	W 107-109	43-28
Dec. 19	Philadelphia	L 113-140	18-13	Mar. 7	Cincinnati	W 106-104	44-28
Dec. 21	New York	W 125-113	19-13	Mar. 9	Baltimore	W 123-114	45-28
Dec. 23	Philadelphia	W 135-117	20-13	Mar. 11	Baltimore	W 121-116 (OT)	46-28
Dec. 26	San Francisco	W 129-122	21-13	Mar. 12	@ San Francisco	W 115-93	47-28
Dec. 28	@ Boston	L 112-133	21-14	Mar. 13	St. Louis	W 106-101	48-28
Dec. 30	@ Philadelphia	L 115-117	21-15	Mar. 14	St. Louis	L 108-115	48-29
Jan. 2	@ St. Louis	W 115-112	22-15	Mar. 16	@ Detroit	W 100-99	49-29
Jan. 3	@ St. Louis	W 99-92	23-15	Mar. 17	@ Baltimore	L 106-117	49-30
Jan. 7	Boston	L 104-112	23-16	Mar. 20	San Francisco	L 98-112	49-31
Jan. 9	Boston	L 103-107	23-17				
Jan. 11	Detroit at Pittsburgh	L 127-128	23-18				



# 1965-66 LOS ANGELES LAKERS



## 45-35 - 1ST IN WESTERN DIVISION

Head Coach: Fred Schauss  
 Standing: Jim King, Jerry West, John Fairchild, Elgin Baylor, Walt Hazzard, Gail Goodrich  
 Seated: Bob Boozer, Gene Wiley, Darrall Imhoff, Leroy Ellis, Rudy LaRusso



*Western Division Champions*

### 1965-66 REGULAR SEASON STATISTICS / GAME-BY-GAME RESULTS

	G	Min.	FGM	FGA	Pct.	FTM	FTA	Pct.	Reb.	Ast.	PF	Dq.	SCORING	
													Pts.	Avg.
West	79	3218	818	1731	.473	840	977	.860	562	480	243	1	2476	31.3
LaRusso	76	2316	410	897	.457	350	445	.787	660	165	261	9	1170	15.4
Hazzard	80	2198	458	1003	.457	182	257	.708	219	393	224	0	1098	13.7
Baylor	65	1975	415	1034	.401	249	337	.739	621	224	157	0	1079	16.6
Ellis	80	2219	393	927	.424	186	256	.727	735	74	232	3	972	12.2
Boozer	78	1847	365	754	.484	225	289	.779	548	87	196	0	955	12.2
King	76	1499	238	545	.437	94	115	.817	130	204	181	1	570	7.5
Goodrich	65	1008	203	503	.404	103	149	.691	130	103	103	1	509	7.8
Imhoff	77	1413	151	337	.448	77	136	.566	509	113	234	7	379	4.9
Wiley	67	1386	123	289	.426	43	76	.566	490	63	171	3	289	4.3
Fairchild	30	171	23	89	.258	14	20	.700	45	11	33	0	60	2.0

DATE	OPPONENT	BOX SCORE	W / L	DATE	OPPONENT	BOX SCORE	W / L
Oct. 15	@ San Francisco	W 122-115	1-0	Jan. 2	Boston	L 113-124	23-19
Oct. 16	@ St. Louis	W 106-94	2-0	Jan. 5	Boston	W 120-113	24-19
Oct. 20	@ Boston	L 96-100	2-1	Jan. 7	@ Philadelphia	W 126-120	25-19
Oct. 23	@ New York	L 101-106	2-2	Jan. 8	@ New York	L 127-133	25-20
Oct. 26	New York	W 104-102	3-2	Jan. 9	@ Detroit	W 111-98	26-20
Oct. 28	New York	W 140-116	4-2	Jan. 12	@ Boston	L 102-114	26-21
Oct. 30	San Francisco	L 122-124	4-3	Jan. 14	@ San Francisco	W 118-110	27-21
Nov. 3	St. Louis	W 120-116	5-3	Jan. 15	New York	W 152-123	28-21
Nov. 5	St. Louis	W 118-116	6-3	Jan. 18	@ Cincinnati	L 108-119	28-22
Nov. 6	@ St. Louis	L 101-131	6-4	Jan. 20	@ Baltimore	L 121-123	28-23
Nov. 7	@ Baltimore	L 116-137	6-5	Jan. 21	San Francisco	L 109-120	28-24
Nov. 9	@ Philadelphia	L 110-118	6-6	Jan. 25	Philadelphia at NYC	L 106-110	28-25
Nov. 10	Detroit	W 133-125	7-6	Jan. 26	@ Detroit	W 126-110	29-25
Nov. 12	New York at Minneapolis	W 107-106	8-6	Jan. 28	Baltimore	W 138-123	30-25
Nov. 14	Baltimore	W 129-114	9-6	Jan. 30	Baltimore	W 136-122	31-25
Nov. 17	Boston	W 125-115	10-6	Feb. 2	Cincinnati	W 119-118	32-25
Nov. 19	San Francisco	W 135-124	11-6	Feb. 4	Cincinnati	W 132-125	33-25
Nov. 20	San Fran. at Las Vegas	W 133-117	12-6	Feb. 6	@ St. Louis	L 105-109	33-26
Nov. 21	Philadelphia	L 104-110	12-7	Feb. 7	@ Philadelphia	L 125-132	33-27
Nov. 24	Philadelphia	W 127-124	13-7	Feb. 9	@ Baltimore	W 123-116 (OT)	34-27
Nov. 26	@ Baltimore	L 107-110	13-8	Feb. 12	@ New York	L 127-140	34-28
Nov. 27	@ Boston	L 95-101	13-9	Feb. 13	@ Boston	L 120-110	35-28
Nov. 28	Detroit	W 128-110	14-9	Feb. 15	New York	W 132-124	36-28
Nov. 30	@ Cincinnati	L 120-126	14-10	Feb. 17	Philadelphia	L 121-136	36-29
Dec. 1	Cincinnati	W 121-105	15-10	Feb. 19	Boston	L 111-115	36-30
Dec. 3	Cincinnati	L 118-122	15-11	Feb. 21	Boston	L 108-115	36-31
Dec. 6	Phila. at Charleston	L 107-116	15-12	Feb. 23	Cincinnati	W 140-133	37-31
Dec. 7	@ New York	L 127-131	15-13	Feb. 26	@ Detroit	W 131-118	38-31
Dec. 8	@ Boston	L 106-108	15-14	Mar. 2	@ Baltimore	L 113-119	38-32
Dec. 10	@ Cincinnati	W 129-110	16-14	Mar. 4	Baltimore	W 123-106	39-32
Dec. 11	St. Louis	W 126-108	17-14	Mar. 5	@ San Francisco	W 125-123	40-32
Dec. 12	St. Louis	W 123-101	18-14	Mar. 6	Baltimore	W 126-105	41-32
Dec. 15	Philadelphia	L 108-122	18-15	Mar. 8	@ New York	L 132-133 (OT)	41-33
Dec. 17	Philadelphia	L 117-127	18-16	Mar. 9	Cin. at Indianapolis	L 119-116	42-33
Dec. 19	San Francisco	W 132-120	19-16	Mar. 11	Detroit	L 114-116	42-34
Dec. 23	Detroit	W 122-112	20-16	Mar. 15	Detroit	W 135-108	43-34
Dec. 25	Detroit	W 115-106	21-16	Mar. 18	St. Louis	W 132-120	44-34
Dec. 27	St. Louis at Memphis	W 108-100	22-16	Mar. 19	@ San Francisco	L 119-125	44-35
Dec. 28	@ St. Louis	W 107-100	23-16	Mar. 20	San Francisco	W 124-112	45-35
Dec. 29	@ Cincinnati	L 109-111	23-17				
Dec. 30	Detroit at Ft. Wayne	L 114-117	23-18				





# 1966-67 LOS ANGELES LAKERS



## 36-45 - 3RD IN WESTERN DIVISION

**Head Coach:** Fred Schaus  
**Standing:** Gail Goodrich, Walt Hazzard, Jerry Chambers, Tom Hawkins, Jerry West, Archie Clark  
**Seated:** John Block, Jim Barnes, Henry Finkel, Darrall Imhoff, Rudy LaRusso, Elgin Baylor  
**Not pictured:** Mel Counts

### 1966-67 REGULAR SEASON STATISTICS / GAME-BY-GAME RESULTS

	G	Min.	FGM	FGA	Pct.	FTM	FTA	Pct.	Reb.	Ast.	PF	Dq.	SCORING	
													Pts.	Avg.
West	66	2670	645	1389	.464	602	686	.878	392	447	160	1	1892	28.7
Baylor	70	2706	711	1658	.429	440	541	.813	898	215	211	1	1862	26.6
Goodrich	77	1780	352	776	.454	253	337	.751	251	210	294	3	957	12.4
Imhoff	81	2725	370	780	.474	127	207	.614	1080	222	281	7	867	10.7
Clark	76	1763	331	732	.452	136	192	.708	218	205	193	1	798	10.5
Hazzard	79	1642	301	706	.426	129	177	.729	231	323	203	1	731	9.3
Hawkins	76	1798	275	572	.481	82	173	.474	434	63	207	1	632	8.3
LaRusso	80	1292	211	509	.415	156	274	.666	351	78	149	6	578	12.8
Barnes	80	1398	217	497	.437	128	187	.684	450	47	266	5	562	7.0
Chambers	68	1015	224	496	.452	68	93	.731	208	44	143	0	516	7.6
Counts†	31	517	112	252	.444	40	54	.741	189	22	102	4	264	8.5
Block†	22	118	20	52	.385	24	34	.706	45	5	20	0	64	2.9
Finkel	27	141	17	47	.362	7	12	.583	64	5	39	1	41	1.5

DATE	OPPONENT	BOX SCORE	W / L	DATE	OPPONENT	BOX SCORE	W / L		
Oct. 15	@ Baltimore	W	126-115	1-0	Jan. 11	San Francisco	W	141-126	17-25
Oct. 18	@ New York	L	119-122	1-1	Jan. 13	Cincinnati at Cleveland	L	115-125	17-26
Oct. 19	@ Chicago	L	124-134	1-2	Jan. 14	@ Chicago	L	121-122	17-27
Oct. 21	Chicago	L	101-108	1-3	Jan. 15	@ Detroit	W	127-116	18-27
Oct. 26	New York	L	122-133	1-4	Jan. 18	St. Louis	L	121-123 (OT)	18-28
Oct. 28	New York	W	124-114	2-4	Jan. 20	@ Philadelphia	L	108-119	18-29
Oct. 29	@ St. Louis	L	109-110	2-5	Jan. 21	@ Baltimore	L	119-126	18-30
Oct. 30	Detroit at Montreal	L	121-124	2-6	Jan. 22	@ Boston	L	120-121 (OT)	18-31
Nov. 2	@ Boston	L	108-133	2-7	Jan. 25	Baltimore	W	128-115	19-31
Nov. 4	Baltimore	W	131-98	3-7	Jan. 28	Baltimore	W	133-118	20-31
Nov. 8	Baltimore	L	102-104	3-8	Jan. 29	@ Chicago	W	142-122	21-31
Nov. 10	Detroit	L	132-133 (OT)	3-9	Jan. 30	St. Louis at Memphis	L	99-106	21-32
Nov. 11	@ San Francisco	L	93-132	3-10	Feb. 1	Philadelphia	W	143-133	22-32
Nov. 12	Detroit	W	144-88	4-10	Feb. 3	San Francisco	W	129-80	23-32
Nov. 16	Cincinnati at Dayton	W	124-112	5-10	Feb. 5	Philadelphia	L	123-130	23-33
Nov. 18	@ Detroit	L	118-121	5-11	Feb. 7	@ New York	W	122-117	24-33
Nov. 19	San Francisco	L	109-144	5-12	Feb. 8	Baltimore at Charleston	W	121-108	25-33
Nov. 23	Chicago	W	154-130	6-12	Feb. 10	@ Philadelphia	L	131-148	25-34
Nov. 25	Chicago	L	117-121	6-13	Feb. 12	Chicago	W	129-121	26-34
Nov. 26	@ St. Louis	W	133-126	7-13	Feb. 15	Boston	W	124-114	27-34
Nov. 29	@ New York	L	114-118	7-14	Feb. 17	Boston	L	119-120	27-35
Nov. 30	@ Baltimore	W	126-114	8-14	Feb. 19	Chicago	L	119-133	27-36
Dec. 2	@ Philadelphia	L	130-138	8-15	Feb. 21	San Fran. at San Diego	L	133-136	27-37
Dec. 3	@ Cincinnati	W	130-118	9-15	Feb. 22	Cincinnati	W	103-102	28-37
Dec. 4	St. Louis	L	118-123	9-16	Feb. 24	@ Detroit	L	101-102	28-38
Dec. 7	St. Louis	W	130-128 (OT)	10-16	Feb. 25	@ St. Louis	W	134-133 (OT)	29-38
Dec. 9	San Francisco	L	118-119	10-17	Feb. 26	Cincinnati	W	141-127	30-38
Dec. 11	Cincinnati	W	119-118	11-17	Feb. 28	Detroit at NYC	W	119-117	31-38
Dec. 14	Cincinnati	L	124-126	11-18	Mar. 1	@ Cincinnati	L	116-122	31-39
Dec. 18	Boston	W	127-125	12-18	Mar. 3	New York	W	138-132	32-39
Dec. 20	@ San Francisco	L	107-130	12-19	Mar. 5	@ Boston	L	105-130	32-40
Dec. 21	Philadelphia	L	123-129	12-20	Mar. 6	Philadelphia at Pittsburgh	L	117-119	32-41
Dec. 23	Philadelphia	L	107-118	12-21	Mar. 7	@ New York	W	131-119	33-41
Dec. 26	@ Boston	L	106-121	12-22	Mar. 8	St. Louis	L	104-106	33-42
Dec. 28	@ New York	L	115-121	12-23	Mar. 10	Detroit	W	118-103	34-42
Dec. 29	@ Cincinnati	W	125-114	13-23	Mar. 11	@ San Francisco	W	125-120	35-42
Jan. 1	Boston	W	111-110	14-23	Mar. 12	Detroit	L	104-120	35-43
Jan. 4	St. Louis	W	122-101	15-23	Mar. 15	Philadelphia	L	123-138	35-44
Jan. 5	San Fran. at Oakland	L	91-122	15-24	Mar. 17	@ Baltimore	W	135-133	36-44
Jan. 6	Boston	W	102-99	16-24	Mar. 19	@ Chicago	L	109-122	36-45
Jan. 8	NY at Long Beach, CA	L	118-121	16-25					



# 1967-68 LOS ANGELES LAKERS



## 52-30 - 2ND IN WESTERN DIVISION

**Head Coach:** Bill van Breda Kolf  
**Standing:** Tom Hawkins, Dennis Hamilton, Elgin Baylor, Mel Counts, Darrall Imhoff, Erwin Mueller, John Wetzel  
**Seated:** Archie Clark, Gail Goodrich, Jerry West, Fred Crawford  
**Not pictured:** Cliff Anderson, Jim Barnes



*Western Division Champions*

### 1967-68 REGULAR SEASON STATISTICS / GAME-BY-GAME RESULTS

	G	Min.	FGM	FGA	Pct.	FTM	FTA	Pct.	Reb.	Ast.	PF	Dq.	SCORING	Pts.	Avg.
Baylor	77	3029	757	1709	.443	488	621	.786	941	355	232	0	2002	26.0	
Clark	81	3039	628	1309	.480	356	481	.740	342	353	235	3	1612	19.9	
West	51	1919	476	926	.514	391	482	.811	294	310	152	1	1343	26.3	
Goodrich	79	2057	395	812	.486	302	392	.770	199	205	228	2	1092	13.8	
Counts	82	1739	384	808	.475	190	254	.748	732	139	309	6	958	11.7	
Hawkins	78	2463	389	779	.499	125	229	.546	458	117	289	7	903	11.6	
Imhoff	82	2271	293	613	.478	177	286	.619	893	206	264	3	763	9.3	
Crawford†	38	756	159	330	.482	74	120	.617	112	95	104	1	382	10.3	
Mueller†	39	973	132	254	.520	61	103	.592	222	78	86	2	325	8.3	
Barnes†	42	713	101	235	.430	59	88	.670	211	27	134	4	261	6.2	
Wetzel	38	434	52	119	.437	35	46	.761	84	51	55	0	139	3.7	
Hamilton	44	378	54	108	.500	13	13	1.000	72	30	46	0	121	2.8	
Anderson	18	94	7	29	.241	12	28	.429	11	17	18	1	26	1.4	

DATE	OPPONENT	BOX SCORE	W / L	DATE	OPPONENT	BOX SCORE	W / L
Oct. 17	@ Chicago	W 107-105	1-0	Jan. 5	@ Philadelphia	L 113-125	22-20
Oct. 18	@ Philadelphia	L 87-103	1-1	Jan. 6	@ Baltimore	L 127-130 (OT)	22-21
Oct. 19	@ St. Louis	L 95-100	1-2	Jan. 10	New York	L 101-115	22-22
Oct. 21	@ New York	W 114-106	2-2	Jan. 17	Philadelphia	W 125-116	23-22
Oct. 25	Cincinnati	W 132-116	3-2	Jan. 20	San Francisco	W 151-122	24-22
Oct. 27	Chicago	W 125-117	4-2	Jan. 21	Seattle	W 154-123	25-22
Oct. 29	Baltimore	W 118-105	5-2	Jan. 25	Cincinnati at Cleveland	W 118-116	26-22
Nov. 1	New York	L 113-129	5-3	Jan. 26	@ Boston	W 118-112	27-22
Nov. 3	@ Boston	L 104-105	5-4	Jan. 27	@ Detroit	L 119-125	27-23
Nov. 4	@ Cincinnati	W 106-104	6-4	Jan. 28	St. Louis at Miami	L 128-113	28-23
Nov. 11	Philadelphia	L 111-115	6-5	Jan. 30	@ Seattle	L 116-128	28-24
Nov. 12	Chicago	W 97-96	7-5	Jan. 31	St. Louis	W 110-102	29-24
Nov. 15	Chicago	W 124-115	8-5	Feb. 2	Seattle	W 151-113	30-24
Nov. 17	@ Baltimore	L 107-116	8-6	Feb. 3	San Diego	W 133-122	31-24
Nov. 18	@ St. Louis	W 127-107	9-6	Feb. 4	Seattle	W 137-131	32-24
Nov. 21	@ Seattle	L 132-137	9-7	Feb. 6	Cincinnati	W 146-102	33-24
Nov. 23	Detroit	W 132-120	10-7	Feb. 8	@ Seattle	L 110-115	33-25
Nov. 24	@ San Fran. at Oakland	L 121-122	10-8	Feb. 9	San Francisco	W 122-104	34-25
Nov. 25	San Francisco	L 112-131	10-9	Feb. 11	@ Boston	W 141-104	35-25
Nov. 26	St. Louis	W 109-105	11-9	Feb. 13	@ Baltimore	W 119-116 (OT)	36-25
Nov. 28	St. Louis	W 134-117	12-9	Feb. 15	Chicago at Milwaukee	W 132-105	37-25
Nov. 29	@ Detroit	L 123-127	12-10	Feb. 16	@ San Francisco	L 116-119	37-26
Dec. 1	@ Philadelphia	L 118-123	12-11	Feb. 17	Philadelphia	L 134-135 (2OT)	37-27
Dec. 2	@ New York	W 122-106	13-11	Feb. 21	Boston	W 122-117	38-27
Dec. 5	@ Philadelphia	W 128-122 (OT)	14-11	Feb. 23	Cincinnati	W 131-115	39-27
Dec. 6	@ Baltimore	W 136-125	15-11	Feb. 25	@ San Diego	W 127-112	40-27
Dec. 8	@ Detroit	W 115-103	16-11	Feb. 27	Cincinnati	W 117-106	41-27
Dec. 9	@ San Diego	W 127-109	17-11	Feb. 29	Chicago at Evansville	W 117-107	42-27
Dec. 10	@ Seattle	L 123-133	17-12	Mar. 2	Seattle	W 127-121	43-27
Dec. 14	Chicago	L 101-106	17-13	Mar. 3	Baltimore	W 121-114	44-27
Dec. 17	Boston	L 117-123	17-14	Mar. 6	St. Louis	L 96-112	44-28
Dec. 20	New York	L 131-138	17-15	Mar. 7	@ San Diego	W 119-102	45-28
Dec. 22	Detroit	W 133-105	18-15	Mar. 8	San Diego	W 130-122	46-28
Dec. 25	@ San Diego	L 101-104	18-16	Mar. 9	@ San Francisco	W 137-132 (OT)	47-28
Dec. 26	@ Chicago	W 104-101	19-16	Mar. 10	Baltimore	L 89-119	47-29
Dec. 27	@ Cincinnati	L 127-132	19-17	Mar. 13	San Francisco	L 142-106	48-29
Dec. 29	@ New York	W 126-115	20-17	Mar. 15	New York	W 123-112	49-29
Dec. 30	@ St. Louis	W 106-104	21-17	Mar. 16	Detroit	W 135-108	50-29
Dec. 31	San Diego	W 147-118	22-17	Mar. 17	Detroit	W 120-116	51-29
Jan. 2	@ San Francisco	L 118-119	22-18	Mar. 18	@ Philadelphia	L 128-158	51-30
Jan. 3	Boston	L 103-113	22-19	Mar. 19	San Diego	W 121-109	52-30

\* Finished season with another team. † Totals with Lakers only.



# 1968-69 LOS ANGELES LAKERS

## 55-27 - 1ST IN WESTERN DIVISION



Head Coach: Bill van Breda Kolf  
 Standing: John Egan, Cliff Anderson, Keith Erickson, Bill Hewitt, Tom Hawkins, Fred Crawford, Jerry West  
 Seated: Elgin Baylor, Mel Counts, Wilt Chamberlain, Jay Carty

*Western Division Champions*

### 1968-69 REGULAR SEASON STATISTICS / GAME-BY-GAME RESULTS

	G	Min.	FGM	FGA	Pct.	FTM	FTA	Pct.	Reb.	Ast.	PF	Dq.	SCORING	Pts.	Avg.
Baylor	76	3064	730	1632	.447	421	567	.743	805	408	204	0	1881	24.8	
Chamberlain	81	3669	641	1099	.583	382	857	.446	1712	366	142	0	1664	20.5	
West	61	2394	545	1156	.471	490	597	.821	262	423	156	1	1580	25.9	
Counts	77	1866	390	867	.450	178	221	.805	600	109	223	5	958	12.4	
Egan	82	1805	246	597	.412	204	240	.850	147	215	206	1	696	8.5	
Erickson	77	1974	264	629	.420	120	175	.686	308	194	222	6	648	8.4	
Hewitt	75	1455	239	528	.453	61	106	.575	332	76	139	1	559	7.2	
Hawkins	44	1507	230	461	.499	62	111	.411	286	81	168	1	522	7.1	
Crawford	81	1690	211	454	.465	83	154	.539	215	154	224	1	505	6.2	
Anderson	35	289	44	108	.407	47	82	.573	44	31	58	0	135	3.9	
Carty	28	192	34	89	.382	8	11	.727	58	11	31	0	76	2.7	

DATE	OPPONENT	BOX SCORE	W / L	DATE	OPPONENT	BOX SCORE	W / L
Oct. 18	@ Philadelphia	L 96-114	0-1	Jan. 4	@ Atlanta	W 121-111	29-13
Oct. 19	@ New York	W 118-96	1-1	Jan. 7	@ Baltimore	W 100-93	30-13
Oct. 22	@ Cincinnati	L 103-107	1-2	Jan. 10	@ Boston	L 82-88	30-14
Oct. 23	@ Detroit	L 110-117	1-3	Jan. 11	@ Atlanta	L 100-104	30-15
Oct. 25	Baltimore	W 117-111	2-3	Jan. 17	Cincinnati	W 128-107	31-15
Oct. 27	San Diego	W 152-116	3-3	Jan. 19	Cincinnati	W 132-117	32-15
Oct. 29	Atlanta	W 125-124	4-3	Jan. 21	@ Milwaukee	W 122-105	33-15
Nov. 1	Chicago	L 101-114	4-4	Jan. 22	@ Detroit	L 115-116	33-16
Nov. 3	@ Phoenix	W 127-109	5-4	Jan. 24	@ Atlanta	W 106-110	33-17
Nov. 5	@ Chicago	W 112-109 (OT)	6-4	Jan. 26	Cincinnati at Cleveland	W 126-113	34-17
Nov. 6	Milwaukee at Madison	W 128-115	7-4	Jan. 28	Chicago	W 125-118	35-17
Nov. 8	New York	W 102-100	8-4	Jan. 29	@ San Diego	W 122-120	36-17
Nov. 10	New York	W 130-109	9-4	Jan. 31	Milwaukee	W 105-100	37-17
Nov. 15	San Diego	W 127-119	10-4	Feb. 1	@ San Francisco	W 106-101 (OT)	38-17
Nov. 16	@ San Francisco	W 119-112	11-4	Feb. 2	San Francisco	L 117-122 (3OT)	38-18
Nov. 17	Seattle	W 105-94	12-4	Feb. 3	@ Seattle	L 107-114	38-19
Nov. 19	Boston	W 116-106	13-4	Feb. 7	Philadelphia	L 106-109	38-20
Nov. 22	San Francisco	L 98-100	13-5	Feb. 8	@ Phoenix	W 122-104	39-20
Nov. 24	Chicago	W 103-100	14-5	Feb. 9	Phoenix	W 134-116	40-20
Nov. 26	@ New York	L 100-104	14-6	Feb. 12	@ Seattle	W 109-92	41-20
Nov. 28	@ Philadelphia	L 107-122	14-7	Feb. 14	San Diego	W 115-109	42-20
Nov. 29	@ Boston	W 93-92	15-7	Feb. 16	@ Milwaukee	W 97-106	42-21
Dec. 1	Milwaukee	W 119-112	16-7	Feb. 18	@ New York	W 113-109	43-21
Dec. 3	Phoenix	W 122-108	17-7	Feb. 19	@ Baltimore	L 88-110	43-22
Dec. 5	@ Baltimore	L 90-108	17-8	Feb. 21	Boston	L 102-124	43-23
Dec. 6	@ Atlanta	W 99-94	18-8	Feb. 23	Philadelphia	L 121-125	43-24
Dec. 7	@ Chicago	L 81-90	18-9	Feb. 25	Seattle	W 114-111 (OT)	44-24
Dec. 8	San Diego	W 132-118	19-9	Feb. 28	Phoenix	W 121-117	45-24
Dec. 13	Atlanta	L 103-105	19-10	Mar. 1	@ San Diego	W 119-113	46-24
Dec. 14	@ Seattle	W 136-120	20-10	Mar. 2	San Francisco	W 107-92	47-24
Dec. 15	Seattle	W 115-114	21-10	Mar. 4	Baltimore	L 108-116	47-25
Dec. 17	Cincinnati	W 112-108	22-10	Mar. 7	Boston	W 105-99 (OT)	48-25
Dec. 20	San Francisco	W 133-101	23-10	Mar. 9	Baltimore	W 120-109	49-25
Dec. 22	Philadelphia	W 102-99	24-10	Mar. 11	Detroit	W 137-101	50-25
Dec. 25	@ Phoenix	W 119-99	25-10	Mar. 12	@ San Francisco	L 85-97	50-26
Dec. 26	@ Detroit	W 95-94	26-10	Mar. 14	Milwaukee	W 111-103	51-26
Dec. 28	@ Chicago	L 86-93	26-11	Mar. 16	@ Boston	W 108-73	52-26
Dec. 29	Detroit	W 111-108	27-11	Mar. 18	@ Chicago	W 93-92	53-26
Dec. 30	@ San Diego	W 131-126 (OT)	28-11	Mar. 19	@ Cincinnati	L 128-136 (OT)	53-27
Dec. 31	Detroit	L 107-127	28-12	Mar. 21	Atlanta	W 116-103	54-27
Jan. 3	@ Philadelphia	L 101-130	28-13	Mar. 23	New York	W 128-111	55-27





# 1969-70 LOS ANGELES LAKERS



## 46-36 - 2ND IN WESTERN DIVISION

**Head Coach:** Joe Mullaney  
**Standing:** Willie McCarter, Jerry West, Elgin Baylor, Happy Hairston, John Tresvant, Keith Erickson, Dick Garrett, John Egan  
**Seated:** Mike Lynn, Mel Counts, Wilt Chamberlain, Rick Roberson  
**Not pictured:** Bill Hewitt



*Western Division Champions*

### 1969-70 REGULAR SEASON STATISTICS / GAME-BY-GAME RESULTS

	G	Min.	FGM	FGA	Pct.	FTM	FTA	Pct.	Reb.	Ast.	PF	Dq.	SCORING	
													Pts.	Avq.
West	74	3106	831	1673	.497	647	785	.824	338	554	160	3	2309	31.2
Chamberlain	12	505	129	227	.568	70	157	.446	221	49	31	0	328	27.3
Baylor	54	2213	511	1051	.486	276	357	.773	559	292	132	1	1298	24.0
Hairston†	55	2145	426	870	.490	281	350	.803	687	110	194	9	1133	20.6
Counts	81	2193	434	1017	.427	156	201	.776	683	160	304	7	1024	12.6
Garrett	73	2318	354	816	.434	138	162	.852	235	180	236	5	846	11.6
Erickson	68	1755	258	563	.458	91	122	.746	372	209	175	3	607	8.9
Roberson	74	2005	262	586	.447	120	212	.566	672	122	256	7	644	8.7
McCarter	40	861	132	349	.378	43	60	.717	83	93	71	0	307	7.7
Egan	72	1627	215	491	.438	99	121	.818	104	216	171	2	529	7.3
Tresvant†	20	221	47	88	.534	23	35	.657	63	17	40	0	117	5.9
Hewitt*	20	478	25	88	.284	16	31	.516	141	28	39	0	66	3.3
Lynn	44	403	44	133	.331	31	48	.646	64	30	87	4	119	2.7

DATE	OPPONENT	BOX SCORE	W / L	DATE	OPPONENT	BOX SCORE	W / L
Oct. 17	@ Philadelphia	L 126-131	0-1	Jan. 9	@ Atlanta	W 127-112	21-21
Oct. 18	@ New York	L 96-99	0-2	Jan. 10	@ Chicago	L 112-116 (OT)	21-22
Oct. 21	@ Baltimore	W 142-137 (OT)	1-2	Jan. 14	@ Milwaukee	L 113-115	21-23
Oct. 22	@ Cincinnati	W 116-109	2-2	Jan. 16	@ Boston	W 108-103	22-23
Oct. 24	Milwaukee	W 123-112	3-2	Jan. 18	@ Detroit	L 100-106	22-24
Oct. 25	@ Seattle	W 130-106	4-2	Jan. 22	San Fran. at Houston	W 122-108	23-24
Oct. 26	Chicago	W 129-125	5-2	Jan. 23	Seattle	W 128-100	24-24
Nov. 2	Cincinnati	L 116-124	5-3	Jan. 24	@ Seattle	W 122-121 (OT)	25-24
Nov. 7	Phoenix	L 120-122	5-4	Jan. 25	Phoenix	W 118-106	26-24
Nov. 9	New York	L 102-112	5-5	Jan. 27	San Diego	W 124-109	27-24
Nov. 11	Detroit	L 102-110	5-6	Jan. 28	@ San Diego	W 113-108	28-24
Nov. 14	Phoenix	W 127-112	6-6	Jan. 30	Atlanta	W 102-87	29-24
Nov. 15	@ Phoenix	L 111-114	6-7	Feb. 1	@ Philadelphia	W 113-112	30-24
Nov. 16	Philadelphia	W 138-125	7-7	Feb. 3	Cincinnati at Cleveland	W 124-114	31-24
Nov. 18	@ Detroit	W 125-114	8-7	Feb. 4	@ Detroit	L 109-125	31-25
Nov. 19	@ Cincinnati	W 116-103	9-7	Feb. 6	Milwaukee	L 105-118	31-26
Nov. 21	@ San Diego	W 100-98	10-7	Feb. 7	@ Phoenix	L 117-121 (OT)	31-27
Nov. 22	@ San Francisco	W 106-98	11-7	Feb. 8	San Diego	W 125-113	32-27
Nov. 23	Baltimore	L 97-129	11-8	Feb. 10	Baltimore	L 106-111	32-28
Nov. 25	@ New York	L 96-103	11-9	Feb. 11	@ San Francisco	W 125-115	33-28
Nov. 26	@ Milwaukee	L 81-100	11-10	Feb. 12	Atlanta	W 136-114	34-28
Nov. 28	San Francisco	L 108-114	11-11	Feb. 14	@ Chicago	W 113-116	35-28
Nov. 30	Chicago	L 114-116 (OT)	11-12	Feb. 15	@ Milwaukee	W 98-96	35-29
Dec. 4	@ Phoenix	L 109-119	11-13	Feb. 17	@ New York	L 93-114	35-30
Dec. 5	Detroit	W 128-109	12-13	Feb. 18	@ Baltimore	L 103-117	35-31
Dec. 6	@ San Diego	W 128-115	13-13	Feb. 20	Milwaukee	W 119-114	36-31
Dec. 7	Atlanta	L 103-104	13-14	Feb. 21	@ San Diego	L 106-121	36-32
Dec. 9	@ Philadelphia	L 99-123	13-15	Feb. 22	Boston	W 108-96	37-32
Dec. 10	@ Boston	L 99-111	13-16	Feb. 24	Atlanta	L 106-118	37-33
Dec. 12	@ Atlanta	L 107-121	13-17	Feb. 27	Chicago	W 111-101	38-33
Dec. 14	Seattle	W 131-127	14-17	Mar. 1	@ Boston	W 120-114	39-33
Dec. 19	Cincinnati	L 109-117	14-18	Mar. 3	@ Atlanta	L 93-101	39-34
Dec. 21	Philadelphia	W 133-117	15-18	Mar. 4	@ Baltimore	L 94-91	40-34
Dec. 23	@ San Diego	L 109-115	15-19	Mar. 6	Baltimore	L 100-105	40-35
Dec. 26	New York	W 114-106	16-19	Mar. 8	Cincinnati	W 144-116	41-35
Dec. 28	Boston	W 109-99	17-19	Mar. 10	San Francisco	W 106-104	42-35
Dec. 30	@ San Francisco	L 100-105	17-20	Mar. 13	Philadelphia	W 128-117	43-35
Jan. 2	San Francisco	W 125-95	18-20	Mar. 15	New York	W 106-101	44-35
Jan. 3	@ Seattle	W 126-109	19-20	Mar. 18	Boston	L 122-137	44-36
Jan. 4	Phoenix	W 120-112	20-20	Mar. 20	Detroit	W 117-111	45-36
Jan. 6	Chicago at Kansas City	L 100-105	20-21	Mar. 22	Seattle	W 121-118	46-36

\* Finished season with another team. † Totals with Lakers only.



# 1970-71 LOS ANGELES LAKERS



## 48-34 - 1ST IN PACIFIC DIVISION

**Head Coach:** Joe Mullaney  
**Standing:** Willie McCarter, Jerry West, Jim McMillian, Elgin Baylor, Pat Riley, Ernie Killum, Gail Goodrich  
**Seated:** John Tresvant, Fred Hetzel, Wilt Chamberlain, Rick Roberson, Happy Hairston, Keith Erickson

### 1970-71 REGULAR SEASON STATISTICS / GAME-BY-GAME RESULTS

	G	Min.	FGM	FGA	Pct.	FTM	FTA	Pct.	Reb.	Ast.	PF	Dq.	SCORING	
													Pts.	Avg.
West	69	2845	667	1351	494	525	631	832	320	655	180	0	1859	26.9
Chamberlain	82	3630	668	1226	545	360	669	538	1493	352	174	0	1696	20.7
Hairston	80	2921	574	1233	466	337	431	782	797	168	256	2	1485	18.6
Goodrich	79	2808	558	1174	475	264	343	770	260	380	258	3	1380	17.5
Erickson	73	2272	369	783	471	85	112	759	404	223	241	4	823	11.3
Baylor	2	57	8	19	421	4	6	667	11	2	6	0	20	10.0
McMillian	81	1747	289	629	459	100	130	769	330	133	122	1	678	8.4
McCarter	76	1369	247	592	417	46	77	597	122	126	152	0	540	7.1
Tresvant*	8	66	18	35	514	7	10	700	23	10	11	0	43	5.4
Roberson*	65	909	125	301	415	88	143	615	304	47	125	1	338	5.2
Riley	54	506	105	254	413	56	87	644	54	72	84	0	266	4.9
Hetzel	59	613	111	256	434	60	77	779	149	37	99	3	282	4.8
Killum	4	12	0	4	000	1	1	1000	2	0	1	0	1	0.3

DATE	OPPONENT	BOX SCORE	W / L	DATE	OPPONENT	BOX SCORE	W / L
Oct. 16	@ Chicago	W 106-102	1-0	Jan. 8	@ Philadelphia	W 123-117	24-18
Oct. 17	@ Baltimore	L 116-118 (OT)	1-1	Jan. 10	@ Detroit	W 109-118	24-19
Oct. 20	@ New York	L 100-115	1-2	Jan. 14	Cincinnati at Toronto	W 126-120	25-19
Oct. 21	@ Philadelphia	W 141-117	2-2	Jan. 16	@ Atlanta	L 123-127	25-20
Oct. 23	Philadelphia	L 122-127	2-3	Jan. 19	Philadelphia	W 134-114	26-20
Oct. 25	Cleveland	W 123-96	3-3	Jan. 22	San Francisco	W 130-110	27-20
Oct. 30	Buffalo	W 104-90	4-3	Jan. 24	Cincinnati	W 142-131	28-20
Nov. 3	@ Portland	W 128-108	5-3	Jan. 26	Chicago	W 136-111	28-20
Nov. 6	New York	W 106-104	6-3	Jan. 28	@ Phoenix	L 112-118	29-21
Nov. 8	Baltimore	W 124-105	7-3	Jan. 29	Seattle	W 122-115	30-21
Nov. 10	@ Chicago	L 96-118	7-4	Jan. 30	@ San Francisco	L 85-87	30-22
Nov. 11	@ Detroit	W 117-115	8-4	Jan. 31	Portland	W 133-120	31-22
Nov. 13	Detroit	W 122-109	9-4	Feb. 2	San Diego	W 133-105	32-22
Nov. 17	Atlanta	W 116-105	10-4	Feb. 5	Milwaukee	W 116-93	33-22
Nov. 19	@ Seattle	L 110-111	10-5	Feb. 6	@ San Diego	W 115-108	34-22
Nov. 20	Milwaukee	L 100-117	10-6	Feb. 7	San Francisco	W 119-104	35-22
Nov. 22	Seattle	W 149-124	11-6	Feb. 9	@ Cleveland	W 116-111	36-22
Nov. 27	Phoenix	L 105-116	11-7	Feb. 11	@ Milwaukee	L 88-122	36-23
Nov. 28	@ San Francisco	L 88-92	11-8	Feb. 12	@ Chicago	L 88-107	36-24
Nov. 29	San Diego	W 130-112	12-8	Feb. 14	Cincinnati	W 125-113	37-24
Dec. 1	@ Baltimore	W 97-93	13-8	Feb. 16	New York	W 130-115	38-24
Dec. 2	@ Boston	L 111-114	13-9	Feb. 18	@ Portland	W 136-114	39-24
Dec. 4	San Francisco	L 123-101	14-9	Feb. 19	Philadelphia	L 104-118	39-25
Dec. 5	@ San Diego	L 116-119	14-10	Feb. 21	Boston	W 124-116	40-25
Dec. 6	Portland	W 131-120	15-10	Feb. 23	@ Baltimore	W 114-107	41-25
Dec. 8	@ Phoenix	W 121-112	16-10	Feb. 24	@ Boston	L 96-116	41-26
Dec. 11	@ Seattle	W 126-118	17-10	Feb. 26	Seattle	W 145-121	42-26
Dec. 13	Detroit	L 100-103	17-11	Feb. 27	@ San Francisco	W 112-107	43-26
Dec. 15	@ Buffalo	L 111-113 (OT)	17-12	Feb. 28	Cleveland	W 107-90	44-26
Dec. 16	@ Cincinnati	W 118-102	18-12	Mar. 2	@ Buffalo	W 131-118	45-26
Dec. 19	@ Atlanta	W 116-104	19-12	Mar. 3	@ Milwaukee	L 97-112	45-27
Dec. 21	@ Milwaukee	L 88-113	19-13	Mar. 5	Atlanta	L 104-105	45-28
Dec. 22	Atlanta	L 115-119	19-14	Mar. 6	@ Seattle	L 109-121	45-29
Dec. 25	Boston	W 123-113	20-14	Mar. 7	Chicago	W 117-108	46-29
Dec. 27	Phoenix	W 128-110	21-14	Mar. 9	Baltimore	L 95-107	46-30
Dec. 29	Chicago	W 126-117	22-14	Mar. 12	Buffalo	L 109-116	46-31
Dec. 30	@ Phoenix	L 114-132	22-15	Mar. 14	Detroit	W 110-100	47-31
Jan. 1	San Diego	L 106-117	22-16	Mar. 16	@ New York	L 82-115	47-32
Jan. 2	@ San Diego	L 108-109 (OT)	22-17	Mar. 17	@ Boston	L 104-112	47-33
Jan. 5	Cincinnati at Omaha	L 112-146	22-18	Mar. 19	Phoenix	L 106-111	47-34
Jan. 7	@ Cleveland	W 110-105	23-18	Mar. 21	New York	W 101-98	48-34



# 1971-72 LOS ANGELES LAKERS



## 69-13 - 1ST IN PACIFIC DIVISION

**Head Coach:** Bill Sharman  
**Standing:** Gail Goodrich, Jim Cleamons, Pat Riley, Jim McMillian, Jerry West, Flynn Robinson  
**Seated:** Keith Erickson, Happy Hairston, Leroy Ellis, Wilt Chamberlain, John Trapp, Elgin Baylor



*NBA Champions*

### 1971-72 REGULAR SEASON STATISTICS / GAME-BY-GAME RESULTS

	G	Min.	FGM	FGA	Pct.	FTM	FTA	Pct.	Reb.	Ast.	PF	Dq.	SCORING	
													Pts.	Avg.
Goodrich	92	3040	826	1695	.487	475	559	.850	295	365	210	0	2127	25.3
West	77	2973	735	1540	.477	515	633	.814	327	747	209	0	1985	25.8
McMillian	80	3050	642	1331	.482	219	277	.791	222	209	209	0	1503	18.8
Chamberlain	82	3469	496	764	.649	221	524	.422	1572	329	196	0	1213	14.8
Hairston	80	2748	368	798	.461	311	399	.779	1045	193	251	2	1047	13.1
Baylor	9	239	42	97	.433	22	27	.815	57	18	20	0	106	11.8
Robinson	64	1007	262	535	.490	111	129	.860	115	138	139	2	635	9.9
Riley	67	926	197	441	.447	55	74	.743	127	75	110	0	449	6.7
Trapp	58	759	139	314	.443	51	73	.699	180	42	130	3	329	5.7
Erickson	15	262	40	83	.482	6	7	.857	39	35	26	0	86	5.7
Ellis	74	1081	138	300	.460	66	95	.695	310	46	115	0	342	4.6
Cleamons	38	201	35	100	.350	28	36	.778	39	35	21	0	98	2.6

DATE	OPPONENT	BOX SCORE	W / L	DATE	OPPONENT	BOX SCORE	W / L
Oct. 15	@ Detroit	W 132-103	1-0	Jan. 7	@ Atlanta	W 134-90	39-3
Oct. 16	@ New York	W 119-104	2-0	Jan. 9	@ Milwaukee	L 104-120	39-4
Oct. 19	@ Buffalo	W 123-106	3-0	Jan. 11	@ Detroit	W 123-103	40-4
Oct. 20	@ Atlanta	W 126-104	4-0	Jan. 12	@ Cincinnati	L 107-108	40-5
Oct. 22	Chicago	L 106-113	4-1	Jan. 14	@ Philadelphia	W 135-121	41-5
Oct. 24	@ Houston	W 113-103	5-1	Jan. 21	New York	L 101-104	41-6
Oct. 29	Cincinnati	W 119-107	6-1	Jan. 22	@ Phoenix	L 102-116	41-7
Oct. 30	@ Seattle	L 106-115	6-2	Jan. 25	Phoenix	W 129-119	42-7
Oct. 31	Golden State	L 105-109	6-3	Jan. 28	Houston	W 118-105	43-7
Nov. 5	Baltimore	W 110-106	7-3	Jan. 30	Portland	W 153-131	44-7
Nov. 6	@ Golden State	W 105-89	8-3	Feb. 4	Milwaukee	W 118-105	45-7
Nov. 7	New York	W 103-96	9-3	Feb. 5	@ Golden State	W 108-96	46-7
Nov. 9	@ Chicago	W 122-109	10-3	Feb. 6	Baltimore	W 151-127	47-7
Nov. 10	@ Philadelphia	W 143-103	11-3	Feb. 8	@ New York	W 107-102	48-7
Nov. 12	Seattle	W 115-107	12-3	Feb. 9	@ Atlanta	W 117-113	49-7
Nov. 13	@ Portland	W 130-108	13-3	Feb. 11	@ Boston	L 108-121	49-8
Nov. 14	Boston	W 128-115	14-3	Feb. 13	Balt. at College Park	W 121-110	50-8
Nov. 16	Cleveland	W 108-90	15-3	Feb. 15	Cincinnati	W 125-118	51-8
Nov. 19	Houston	W 106-99	16-3	Feb. 16	@ Phoenix	W 109-110	51-9
Nov. 21	Milwaukee	W 112-105	17-3	Feb. 18	Portland	W 125-114	52-9
Nov. 25	@ Seattle	W 139-115	18-3	Feb. 19	@ Portland	W 115-94	53-9
Nov. 26	Detroit	W 132-113	19-3	Feb. 20	Boston	W 132-113	54-9
Nov. 28	Seattle	W 136-121	20-3	Feb. 22	Detroit	L 134-135 (OT)	54-10
Dec. 1	@ Boston	W 124-111	21-3	Feb. 23	Houston at Waco	L 110-115	54-11
Dec. 3	@ Philadelphia	W 131-116	22-3	Feb. 25	Cincinnati	W 109-88	55-11
Dec. 5	Portland	W 123-107	23-3	Feb. 27	Chicago	W 123-118 (OT)	56-11
Dec. 8	@ Houston	W 125-120	24-3	Feb. 29	@ New York	W 114-111	57-11
Dec. 9	@ Golden State	W 124-111	25-3	Mar. 1	Milwaukee at Madison	W 109-108	58-11
Dec. 10	Phoenix	W 126-117	26-3	Mar. 3	Atlanta	W 114-104	59-11
Dec. 12	Atlanta	W 104-95	27-3	Mar. 5	Baltimore	L 94-108	59-12
Dec. 14	@ Portland	W 129-114	28-3	Mar. 7	Philadelphia	W 114-97	60-12
Dec. 17	Golden State	W 129-99	29-3	Mar. 10	Cleveland	W 132-98	61-12
Dec. 18	@ Phoenix	W 132-106	30-3	Mar. 12	Buffalo	W 141-102	62-12
Dec. 19	Philadelphia	W 154-132	31-3	Mar. 14	@ Detroit	W 129-116	63-12
Dec. 21	@ Buffalo	W 117-103	32-3	Mar. 15	@ Cincinnati	W 121-116	64-12
Dec. 22	@ Baltimore	W 127-120	33-3	Mar. 17	Milwaukee	W 123-107	65-12
Dec. 26	Houston	W 137-115	34-3	Mar. 19	Golden State	W 162-99	66-12
Dec. 28	Buffalo	W 105-87	35-3	Mar. 21	@ Chicago	W 109-104	67-12
Dec. 30	@ Seattle	W 122-106	36-3	Mar. 22	@ Cleveland	L 120-124	67-13
Jan. 2	Boston	W 122-113	37-3	Mar. 24	Phoenix	W 112-110	68-13
Jan. 5	@ Cleveland	W 113-103	38-3	Mar. 26	Seattle	W 124-98	69-13





# 1972-73 LOS ANGELES LAKERS



## 60-22 - 1ST IN PACIFIC DIVISION

**Head Coach:** Bill Sharman  
**Standing:** Gail Goodrich, Jerry West, Travis Grant, Pat Riley, Jim Price  
**Seated:** Keith Erickson, Happy Hairston, Mel Counts, Wilt Chamberlain, Bill Bridges, Jim McMillian  
**Not pictured:** Roger Brown, Bill Turner, Leroy Ellis, Flynn Robinson, John Trapp

*Western Conference Champions*

### 1972-73 REGULAR SEASON STATISTICS / GAME-BY-GAME RESULTS

	G	Min.	FGM	FGA	Pct.	FTM	FTA	Pct.	Reb.	Ast.	PF	Dq.	SCORING	
													Pts.	Avg.
Goodrich	76	29:17	750	1615	46.4	314	374	84.0	263	332	193	1	1614	23.9
West	69	24:50	618	1221	47.9	339	421	80.5	289	307	138	0	1575	22.8
McMillian	81	29:53	655	1431	45.8	223	264	84.5	447	221	176	0	1533	18.9
Hairston	28	9:39	158	328	48.2	140	178	78.7	370	68	77	0	456	16.3
Chamberlain	82	35:42	426	586	72.7	232	455	51.0	1526	365	191	0	1084	13.2
Bridges†	72	24:29	286	597	47.9	133	190	70.0	782	196	261	3	705	9.8
Erickson	76	19:20	299	696	46.0	89	110	80.9	337	242	190	3	687	9.0
Riley	55	8:01	167	390	42.8	65	82	79.3	65	81	126	0	399	7.3
Price	59	8:28	158	359	44.0	60	73	82.2	115	97	119	1	376	6.4
Robinson*	6	4:17	14	28	50.0	6	8	75.0	7	8	11	0	34	5.7
Counts†	59	6:11	127	278	45.7	39	58	67.2	237	62	98	1	293	5.0
Grant	33	15:53	51	116	44.0	23	26	88.5	52	7	19	0	125	3.8
Ellis	10	15:56	11	40	27.5	4	5	80.0	33	3	13	0	26	2.6
Trapp	5	3:35	3	12	25.0	7	10	70.0	14	2	10	0	13	2.6
Turner†	19	11:17	17	52	32.7	4	7	57.1	25	11	13	0	38	2.0
Brown	1	5	0	0	--	1	3	33.3	0	0	1	0	1	1.0

DATE	OPPONENT	BOX SCORE	W / L	DATE	OPPONENT	BOX SCORE	W / L
Oct. 11	@ K.C. Omaha	W 129-94	1-0	Jan. 12	@ Chicago	W 109-97	32-10
Oct. 13	@ Boston	L 104-112	1-1	Jan. 14	@ Atlanta	W 102-100	33-10
Oct. 14	@ New York	L 100-125	1-2	Jan. 16	Baltimore	L 104-112	33-11
Oct. 15	@ Cleveland	W 95-83	2-2	Jan. 19	New York	W 95-88	34-11
Oct. 20	Portland	W 126-104	3-2	Jan. 20	@ Phoenix	W 124-104	35-11
Oct. 22	Chicago	W 104-99	4-2	Jan. 21	K.C. Omaha	W 123-102	36-11
Oct. 24	@ K.C. Omaha	W 114-94	5-2	Jan. 26	Golden State	W 100-84	37-11
Oct. 25	Houston at San Antonio	W 112-107	6-2	Jan. 27	@ Golden State	W 122-107	38-11
Oct. 27	Golden State	L 91-119	6-3	Jan. 28	Seattle	W 130-94	39-11
Oct. 29	Phoenix	W 133-123	7-3	Jan. 30	Chicago	W 95-92	40-11
Nov. 3	Detroit	W 116-107	8-3	Feb. 1	@ Phoenix	W 120-106	41-11
Nov. 4	@ Portland	W 134-120	9-3	Feb. 2	Houston	W 126-109	42-11
Nov. 5	@ Seattle	W 124-115	10-3	Feb. 4	Balt. at College Park	W 125-115	43-11
Nov. 7	Houston	W 122-109	11-3	Feb. 6	@ New York	W 95-90	44-11
Nov. 10	Cleveland	W 118-88	12-3	Feb. 7	@ Boston	L 112-113 (OT)	44-12
Nov. 14	@ Milwaukee	W 95-92	13-3	Feb. 9	@ Milwaukee	L 88-109	44-13
Nov. 15	@ Detroit	W 110-99	14-3	Feb. 11	Philadelphia	W 108-90	45-13
Nov. 17	Buffalo	W 103-100	15-3	Feb. 13	Seattle	W 101-98	46-13
Nov. 19	Philadelphia	W 135-95	16-3	Feb. 16	Baltimore	W 121-103	47-13
Nov. 24	Detroit	W 140-123	17-3	Feb. 17	@ Portland	W 110-103	48-13
Nov. 25	@ Phoenix	W 116-109	18-3	Feb. 18	Atlanta	L 92-99	48-14
Nov. 26	Phoenix	W 112-107	19-3	Feb. 20	@ Chicago	L 89-103	48-15
Dec. 1	Atlanta	L 109-114 (OT)	19-4	Feb. 21	@ Detroit	L 98-106	48-16
Dec. 2	@ Golden State	W 112-103	20-4	Feb. 23	Golden State	L 106-111	48-17
Dec. 5	Milwaukee	W 116-94	21-4	Feb. 25	Milwaukee	W 91-82	49-17
Dec. 8	Seattle	W 119-100	22-4	Feb. 27	K.C. Omaha	L 103-107	49-18
Dec. 10	Portland	W 137-101	23-4	Mar. 2	Chicago	W 108-88	50-18
Dec. 12	@ Chicago	W 106-105 (OT)	24-4	Mar. 4	Cleveland	W 127-84	51-18
Dec. 13	@ Philadelphia	W 128-90	25-4	Mar. 6	@ Portland	W 114-102	52-18
Dec. 15	Boston	L 98-102	25-5	Mar. 9	Boston	L 111-119	52-19
Dec. 19	@ Buffalo	W 126-100	26-5	Mar. 11	Detroit	W 141-117	53-19
Dec. 20	@ Baltimore	W 96-90	27-5	Mar. 13	@ Buffalo	W 121-112	54-19
Dec. 22	Phoenix	L 110-118	27-6	Mar. 14	@ Detroit	W 121-112	55-19
Dec. 26	Portland	W 116-92	28-6	Mar. 16	New York	L 98-109	55-20
Dec. 27	@ Houston	W 104-136	28-7	Mar. 18	Phoenix	W 131-113	56-20
Dec. 29	K.C. Omaha	W 123-92	29-7	Mar. 20	@ Atlanta	L 112-114	56-21
Jan. 1	@ Seattle	W 108-103	30-7	Mar. 21	@ K.C. Omaha	W 124-118	57-21
Jan. 2	@ Golden State	L 106-112	30-8	Mar. 23	Buffalo	W 121-101	58-21
Jan. 6	@ Cleveland	L 93-108	30-9	Mar. 25	@ Seattle	W 109-93	59-21
Jan. 7	@ Milwaukee	L 92-99	30-10	Mar. 27	Milwaukee	L 84-85	59-22
Jan. 10	@ Philadelphia	W 120-96	31-10	Mar. 28	@ Golden State	W 96-89	60-22



# 1973-74 LOS ANGELES LAKERS



## 47-35 - 1ST IN PACIFIC DIVISION

**Head Coach:** Bill Sharman  
**Standing:** Gail Goodrich, Jim Price, Kermit Washington, Pat Riley, Nate Hawthorne, Jerry West  
**Seated:** Stan Love, Happy Hairston, Mel Counts, Elmore Smith, Bill Bridges, Connie Hawkins  
**Not pictured:** Travis Grant



### 1973-74 REGULAR SEASON STATISTICS / GAME-BY-GAME RESULTS

	G	Min.	FGM	FGA	Pct.	FTM	FTA	Pct.	REBOUNDS										SCORING		
									Off.	Def.	Tot.	Ast.	PF	Dq.	Sl.	Blk.	Pts.	Avg.	HI		
Goodrich	82	306:1	784	1773	.442	508	588	.864	95	155	250	427	227	3	126	12	2076	25.3	49		
West	31	9:87	232	519	.447	165	198	.833	30	86	116	206	80	0	81	23	629	20.3	35		
Price	82	26:28	538	1197	.449	187	234	.799	120	258	378	369	229	2	157	29	1263	15.4	31		
Hairston	77	26:34	385	759	.507	343	445	.771	335	705	1040	208	264	2	64	17	1113	14.5	29		
Hawkins†	71	25:38	368	733	.502	173	224	.772	162	360	522	379	203	1	105	78	909	12.8	26		
Smith	81	29:22	434	949	.457	147	249	.590	204	702	906	150	309	8	71	393	1015	12.5	37		
Riley	72	13:61	287	667	.430	110	144	.764	38	90	128	148	173	1	54	3	684	9.5	22		
Bridges	65	18:12	216	513	.421	116	164	.707	193	306	499	148	219	3	58	31	548	8.4	28		
Love	51	6:98	119	278	.428	49	64	.766	54	116	170	48	132	3	28	20	287	5.6	21		
Washington	45	4:00	73	151	.483	26	49	.531	62	85	147	19	77	0	21	18	172	3.8	18		
Counts	45	4:99	61	167	.365	24	33	.727	56	90	146	54	85	2	20	23	146	3.2	16		
Hawthorne	33	2:29	38	93	.409	30	48	.625	16	16	32	23	33	1	9	6	106	3.2	13		
Grant	3	6	1	4	.250	1	3	.333	0	1	1	0	1	0	0	0	3	1.0	3		

DATE	OPPONENT	BOX SCORE	W / L	DATE	OPPONENT	BOX SCORE	W / L
Oct. 9	@ Chicago	W 117-97	1-0	Jan. 6	K.C. Omaha	W 109-105	24-18
Oct. 11	@ Atlanta	L 102-129	1-1	Jan. 8	@ Capital	L 92-94	24-19
Oct. 13	@ Buffalo	W 125-122	2-1	Jan. 9	@ Detroit	L 94-123	24-20
Oct. 19	Seattle	W 118-91	3-1	Jan. 11	@ Boston	W 111-103	25-20
Oct. 21	Atlanta	L 100-119	3-2	Jan. 12	@ Philadelphia	W 108-101	26-20
Oct. 23	@ Houston	W 107-98	4-2	Jan. 18	@ K.C. Omaha	W 116-115	27-20
Oct. 24	@ K.C. Omaha	W 92-91	5-2	Jan. 20	@ Milwaukee	L 90-94	27-21
Oct. 26	Detroit	W 94-92	6-2	Jan. 25	Cleveland	L 110-111 (OT)	27-22
Oct. 28	Portland	W 111-98	7-2	Jan. 25	Capital	W 143-124	26-22
Oct. 30	@ Portland	L 112-114	7-3	Jan. 27	Milwaukee	W 99-92	28-22
Nov. 2	New York	L 91-106	7-4	Feb. 1	Phoenix	W 121-110	30-22
Nov. 4	Houston	W 106-93	8-4	Feb. 2	@ Phoenix	L 112-119	30-23
Nov. 6	@ Cleveland	L 96-115	8-5	Feb. 3	Portland	W 124-91	31-23
Nov. 7	@ Milwaukee	L 92-109	8-6	Feb. 5	@ Houston	L 112-116 (OT)	31-24
Nov. 9	@ Seattle	W 118-111	9-6	Feb. 6	@ Atlanta	L 103-107	31-25
Nov. 16	Chicago	W 118-102	10-6	Feb. 10	@ Chicago	L 86-96	31-26
Nov. 17	@ Phoenix	W 130-110	11-6	Feb. 12	Houston	L 119-129	31-27
Nov. 18	Cleveland	W 102-100	12-6	Feb. 15	Seattle	W 112-96	32-27
Nov. 20	@ New York	L 89-105	12-7	Feb. 17	Atlanta	L 110-113	32-28
Nov. 21	@ Capital	W 106-97	13-7	Feb. 19	@ K.C. Omaha	L 86-92	32-29
Nov. 24	@ Portland	W 113-108	14-7	Feb. 20	@ Detroit	W 110-112	32-30
Nov. 25	Portland	W 137-109	15-7	Feb. 22	Philadelphia	L 104-103	33-30
Nov. 30	K.C. Omaha	W 123-107	16-7	Feb. 23	@ Seattle	W 118-116	34-30
Dec. 1	@ Portland	L 115-134	16-8	Feb. 24	Chicago	W 100-90	35-30
Dec. 2	Detroit	L 108-114	16-9	Feb. 26	@ Buffalo	W 119-112	36-30
Dec. 4	Phoenix	W 120-103	17-9	Feb. 27	@ Milwaukee	W 110-108	37-30
Dec. 7	Seattle	L 111-115	17-10	Mar. 1	K.C. Omaha	W 107-100	38-30
Dec. 8	@ Golden State	L 111-135	17-11	Mar. 3	Golden State	W 108-104	39-30
Dec. 9	Capital	L 96-110	17-12	Mar. 5	@ Portland	L 102-107	39-31
Dec. 11	@ Cleveland	L 100-101 (OT)	17-13	Mar. 6	Boston	W 116-111	40-31
Dec. 12	@ Detroit	L 96-114	17-14	Mar. 8	Detroit	W 129-113	41-31
Dec. 14	@ Chicago	W 100-97	18-14	Mar. 10	@ Boston	L 82-94	41-32
Dec. 16	Boston	L 110-115	18-15	Mar. 12	@ New York	W 109-102	42-32
Dec. 18	Milwaukee	W 109-107	19-15	Mar. 13	@ Philadelphia	W 121-100	43-32
Dec. 21	Philadelphia	W 116-107	20-15	Mar. 15	Golden State	L 107-112	43-33
Dec. 25	@ Phoenix	L 100-135	20-16	Mar. 16	@ Golden State	L 105-135	43-34
Dec. 26	@ Seattle	L 105-129	20-17	Mar. 17	New York	W 126-114	44-34
Dec. 28	Phoenix	L 119-107	21-17	Mar. 20	Milwaukee	W 120-114	45-34
Dec. 29	@ Golden State	L 100-102	21-18	Mar. 22	Chicago	W 99-93	46-34
Dec. 30	Buffalo	W 108-105	22-18	Mar. 24	Buffalo	W 150-124	47-34
Jan. 4	Golden State	W 114-111	23-18	Mar. 26	Seattle	L 115-121	47-35



† Totals with Lakers only.



# 1974-75 LOS ANGELES LAKERS



## 30-52 - 5TH IN PACIFIC DIVISION

**Head Coach:** Bill Sharman  
**Standing:** Pat Riley, Brian Winters, Stu Lantz, Lucius Allen, Gail Goodrich  
**Seated:** Cazzie Russell, Happy Hairston, Kermit Washington, Elmore Smith, Zelmo Beaty, Corky Calhoun  
**Not pictured:** Bill Bridges, Connie Hawkins, Stan Love, Jim Price

### 1974-75 REGULAR SEASON STATISTICS / GAME-BY-GAME RESULTS

	G	Min.	FGM	FGA	Pct.	FTM	FTA	Pct.	REBOUNDS			PF	Dq.	Stl.	Blk.	SCORING			
									Off.	Def.	Tot.					Pts.	Avg.		
Goodrich	72	2568	656	1429	.456	318	378	.841	96	123	219	420	214	1	102	6	1630	22.6	53
Price*	9	339	75	167	.449	41	45	.911	17	26	43	33	36	1	21	3	191	21.2	27
Allen†	56	2011	443	1006	.440	207	269	.770	81	166	247	319	194	4	122	28	1093	19.5	39
Russell	40	1055	264	580	.455	101	113	.894	34	81	115	109	56	0	27	2	629	15.7	30
Winters	68	1516	359	810	.443	76	92	.826	39	99	138	195	168	1	74	18	794	11.7	30
Riley	46	1016	219	523	.419	69	93	.742	25	60	85	121	128	0	36	4	507	11.0	38
Smith	74	2341	346	702	.493	112	231	.485	210	600	810	145	255	6	84	216	804	10.9	30
Hairston	74	2283	271	536	.506	217	271	.801	304	642	946	173	218	2	52	11	759	10.3	21
Lantz†	56	1430	189	446	.424	145	176	.824	81	89	170	158	134	1	44	10	523	9.3	26
Hawkins	43	1026	139	324	.429	68	99	.687	54	144	198	120	116	1	51	23	346	8.0	24
Love	30	431	85	194	.438	47	66	.712	31	66	97	26	69	1	16	13	217	7.2	18
Beaty	69	1213	136	310	.439	108	135	.800	93	234	327	74	130	1	45	29	380	5.5	19
Calhoun†	57	1270	120	286	.420	44	62	.710	95	141	236	75	160	1	49	23	284	5.0	13
Washington	55	949	87	207	.420	72	122	.590	106	244	350	66	155	2	25	32	246	4.5	12
Bridges*	17	307	20	57	.351	16	30	.533	46	48	94	27	46	1	7	5	56	3.3	15

DATE	OPPONENT	BOX SCORE	W / L	DATE	OPPONENT	BOX SCORE	W / L
Oct. 18	Golden State	W 105-90	1-0	Jan. 11	@ Washington	L 90-102	17-25
Oct. 20	K.C. Omaha	L 95-105	1-1	Jan. 21	@ Golden State	L 108-138	17-26
Oct. 25	Detroit	L 107-110	1-2	Jan. 24	New Orleans	W 110-108	18-26
Oct. 27	Phoenix	W 123-116	2-2	Jan. 26	Philadelphia	L 97-103	18-27
Oct. 29	@ Portland	W 105-102	3-2	Jan. 28	@ Houston	L 89-104	18-28
Oct. 30	@ Seattle	L 97-117	3-3	Jan. 29	@ New Orleans	W 112-108	19-28
Nov. 1	Milwaukee	W 109-86	4-3	Jan. 31	@ Phoenix	L 101-105	19-29
Nov. 3	Buffalo	L 101-124	4-4	Feb. 2	Seattle	L 112-119	19-30
Nov. 8	New York	L 105-117	4-5	Feb. 4	@ New York	L 94-109	19-31
Nov. 10	Golden State	L 103-106	4-6	Feb. 5	@ Philadelphia	W 113-110 (2OT)	20-31
Nov. 13	@ Seattle	L 103-108	4-7	Feb. 7	@ Buffalo	L 98-108	20-32
Nov. 15	Philadelphia	W 105-99	5-7	Feb. 9	@ Detroit	L 96-97	20-33
Nov. 16	@ Portland	L 99-112	5-8	Feb. 11	Buffalo	L 108-112	20-34
Nov. 17	Chicago	L 76-96	5-9	Feb. 14	Atlanta	W 108-100	21-34
Nov. 22	Houston	W 89-83	6-9	Feb. 16	@ Seattle	L 87-109	21-35
Nov. 24	Washington	L 108-111	6-10	Feb. 18	@ Chicago	L 105-128	21-36
Nov. 26	@ Milwaukee	W 105-102	7-10	Feb. 19	@ K.C. Omaha	L 92-115	21-37
Nov. 27	@ K.C. Omaha	L 89-107	7-11	Feb. 21	Golden State	L 93-105	21-38
Nov. 29	New Orleans	W 127-122	8-11	Feb. 23	Boston	L 115-119	21-39
Nov. 30	@ Golden State	L 118-128	8-12	Feb. 26	Portland	L 116-117 (2OT)	21-40
Dec. 1	Phoenix	W 111-105 (OT)	9-12	Feb. 28	Cleveland	W 109-105	22-40
Dec. 3	@ New York	L 95-100	9-13	Mar. 2	@ Washington	L 104-117	22-41
Dec. 4	@ Boston	L 90-101	9-14	Mar. 4	@ Atlanta	L 97-109	22-42
Dec. 6	Atlanta	W 100-84	10-14	Mar. 5	@ New Orleans	L 117-123	22-43
Dec. 7	@ Phoenix	L 88-92	10-15	Mar. 7	Chicago	L 87-89	22-44
Dec. 8	Phoenix	W 107-102	11-15	Mar. 9	Houston	W 116-95	23-44
Dec. 13	Seattle	W 109-93	12-15	Mar. 11	@ Detroit	W 95-94	24-44
Dec. 15	@ Portland	L 97-100	12-16	Mar. 13	@ Cleveland	L 85-104	24-45
Dec. 17	Cleveland	L 106-119	12-17	Mar. 14	@ Milwaukee	W 105-104	25-45
Dec. 20	Detroit	L 102-103	12-18	Mar. 16	Golden State	W 111-95	26-45
Dec. 21	@ Phoenix	L 104-114	12-19	Mar. 18	New York	L 100-109	26-46
Dec. 22	Portland	W 115-102	13-19	Mar. 21	Seattle	W 112-109 (OT)	27-46
Dec. 26	@ Cleveland	W 99-89	14-19	Mar. 23	Milwaukee	W 116-97	28-46
Dec. 27	@ Chicago	W 105-83	15-19	Mar. 25	@ Golden State	L 122-139	28-47
Dec. 28	@ Atlanta	L 89-106	15-20	Mar. 26	@ Seattle	L 89-110	28-48
Dec. 30	@ Houston	L 107-120	15-21	Mar. 28	K.C. Omaha	W 114-103	29-48
Jan. 3	Boston	L 106-127	15-22	Mar. 30	Phoenix	W 104-90	30-48
Jan. 5	Washington	W 112-109 (OT)	16-22	Apr. 1	Portland	L 106-124	30-49
Jan. 7	@ Buffalo	L 107-115	16-23	Apr. 2	@ Phoenix	L 106-108	30-50
Jan. 8	@ Philadelphia	W 106-98	17-23	Apr. 4	Seattle	L 102-111	30-51
Jan. 10	@ Boston	L 97-103	17-24	Apr. 6	@ Portland	L 97-126	30-52



# 1975-76 LOS ANGELES LAKERS



## 40-42 - 4TH IN PACIFIC DIVISION

**Head Coach:** Bill Sharman  
**Standing:** Gail Goodrich, Stu Lantz, Cazzie Russell, C.J. Kupec, Corky Calhoun, Don Freeman, Ron Williams  
**Seated:** Cliff Meely, Carnell Warner, Jim McDaniels, Kareem Abdul-Jabbar, Don Ford, Kermit Washington  
**Not pictured:** Lucius Allen, Pat Riley, John Roche, Walt Wesley



## 1975-76 REGULAR SEASON STATISTICS / GAME-BY-GAME RESULTS

	G	Min.	FGM	FGA	Pct.	FTM	FTA	Pct.	REBOUNDS										SCORING	
									Off.	Def.	Tot.	Ast.	PF	Dq.	Stl.	Bk.	Pts.	Avg.	Hl	
Abdul-Jabbar	82	3379	914	1728	.529	447	636	.703	272	1111	1383	413	292	6	119	338	2275	27.7	48	
Goodrich	75	2646	583	1321	.441	293	346	.847	94	120	214	421	238	3	123	17	1459	19.5	37	
Allen	76	2398	461	1004	.459	197	254	.776	64	150	214	357	241	2	101	20	1119	14.7	28	
Russell	74	1625	371	802	.463	132	148	.892	50	133	183	122	122	0	53	3	874	11.8	33	
Freeman	64	1480	263	606	.434	163	199	.819	72	108	180	171	160	1	57	11	689	10.8	25	
Ford	76	1838	311	710	.438	104	139	.748	118	215	333	111	186	3	50	14	726	9.6	25	
Warner	81	2512	251	524	.479	89	128	.695	223	499	722	106	283	3	55	46	591	7.3	24	
Riley*	2	23	5	13	.385	1	3	.333	1	2	3	0	5	0	1	1	11	5.5	9	
Calhoun	76	1816	172	368	.467	65	83	.783	117	224	341	85	216	4	62	35	409	5.4	18	
Williams	9	158	17	43	.395	10	13	.769	2	17	19	21	15	0	3	0	44	4.9	12	
Lantz	53	853	85	204	.417	80	89	.899	28	71	99	76	105	1	27	3	250	4.7	19	
Wesley	1	7	1	2	.500	2	4	.500	0	1	1	1	2	0	0	0	4	4.0	4	
Washington	36	492	39	90	.433	45	66	.682	51	114	165	20	76	0	11	26	123	3.4	14	
Meely†	20	139	20	51	.392	24	32	.750	10	35	45	9	30	0	5	4	64	3.2	11	
McDaniels	35	242	41	102	.402	9	9	1.00	26	48	74	15	40	1	4	10	91	2.6	12	
Kupec	16	55	10	40	.250	7	11	.636	4	19	23	5	7	0	3	0	27	1.7	8	
Roche	15	52	3	14	.214	2	4	.500	0	3	3	6	7	0	0	0	8	0.5	4	

DATE	OPPONENT	BOX SCORE	W / L	DATE	OPPONENT	BOX SCORE	W / L
Oct. 23	@ New York	W 104-101	1-0	Jan. 9	@ Philadelphia	L 106-109	22-20
Oct. 27	@ Philadelphia	W 104-117	1-1	Jan. 11	@ Milwaukee	L 89-95	22-21
Oct. 28	@ Milwaukee	W 99-92	2-1	Jan. 13	@ Chicago	W 104-102	23-21
Oct. 29	@ Detroit	L 99-112	2-2	Jan. 22	@ Golden State	L 105-129	23-22
Oct. 31	Seattle	W 120-104	3-2	Jan. 23	@ Portland	L 96-119	23-23
Nov. 2	Atlanta	W 116-113 (OT)	4-2	Jan. 25	Washington	L 101-105	23-24
Nov. 4	@ Kansas City	L 98-116	4-3	Jan. 28	Phoenix	W 121-118	24-24
Nov. 5	@ New Orleans	L 110-113	4-4	Jan. 30	Portland	L 113-121	24-25
Nov. 7	New York	W 105-97	5-4	Feb. 1	Philadelphia	W 103-82	25-25
Nov. 8	@ Golden State	L 106-114	5-5	Feb. 5	@ Kansas City	L 109-117	25-26
Nov. 9	Kansas City	W 125-112	6-5	Feb. 6	@ Chicago	L 106-112	25-27
Nov. 12	New Orleans	W 116-100	7-5	Feb. 8	@ Atlanta	W 97-89	26-27
Nov. 14	Phoenix	W 114-107	8-5	Feb. 10	Detroit	W 106-88	27-27
Nov. 16	Chicago	W 110-93	9-5	Feb. 13	New Orleans	W 126-112	28-27
Nov. 18	@ Buffalo	L 106-120	9-6	Feb. 15	@ Washington	L 88-101	28-28
Nov. 19	@ Houston	W 118-110	10-6	Feb. 17	@ New Orleans	W 115-101	29-28
Nov. 21	Milwaukee	W 116-104	11-6	Feb. 18	@ Houston	L 98-114	29-29
Nov. 23	Houston	W 110-99	12-6	Feb. 20	Boston	L 113-125	29-30
Nov. 26	@ Portland	L 101-118	12-7	Feb. 22	@ Seattle	L 91-97	29-31
Nov. 28	Buffalo	W 126-105	13-7	Feb. 27	Kansas City	W 97-90	30-31
Nov. 30	Portland	W 116-109	14-7	Feb. 29	Cleveland	W 108-97	31-31
Dec. 2	@ Washington	L 104-107	14-8	Mar. 5	Golden State	W 106-99	32-31
Dec. 3	@ Detroit	W 118-110	15-8	Mar. 7	Chicago	L 88-91	32-32
Dec. 7	Washington	W 114-106	16-8	Mar. 9	@ New York	L 96-101	32-33
Dec. 12	Philadelphia	W 114-102	17-8	Mar. 10	@ Boston	L 89-92	32-34
Dec. 13	@ Phoenix	L 108-116	17-9	Mar. 12	New York	W 113-95	33-34
Dec. 14	Detroit	W 110-100	18-9	Mar. 14	Buffalo	W 137-109	34-34
Dec. 16	Cleveland	L 103-123	18-10	Mar. 16	@ Cleveland	W 109-105	35-34
Dec. 18	@ Atlanta	L 98-114	18-11	Mar. 17	@ Milwaukee	L 96-109	35-35
Dec. 19	@ Chicago	L 91-104	18-12	Mar. 19	Detroit	W 122-107	36-35
Dec. 21	@ Cleveland	L 98-99	18-13	Mar. 20	@ Phoenix	L 93-106	36-36
Dec. 23	Kansas City	W 111-97	19-13	Mar. 21	Milwaukee	L 111-130	36-37
Dec. 26	Portland	W 104-95	20-13	Mar. 23	Houston	W 125-106	37-37
Dec. 27	@ Seattle	W 109-100	21-13	Mar. 26	Atlanta	W 107-85	38-37
Dec. 28	Boston	L 113-123	21-14	Mar. 27	@ Golden State	L 97-113	38-38
Dec. 30	Seattle	L 100-112	21-15	Mar. 28	Phoenix	L 97-100	38-39
Jan. 2	Golden State	L 105-113	21-16	Mar. 31	@ Seattle	L 109-120	38-40
Jan. 3	@ Golden State	L 99-130	21-17	Apr. 2	Seattle	W 113-105	39-40
Jan. 4	Portland	W 110-101	22-17	Apr. 4	Golden State	W 118-111	40-40
Jan. 6	@ Buffalo	L 113-114	22-18	Apr. 6	@ Portland	L 104-106	40-41
Jan. 7	@ Boston	L 103-109	22-19	Apr. 8	@ Phoenix	L 98-113	40-42

\* Finished season with another team. † Totals with Lakers only.



# 1976-77 LOS ANGELES LAKERS



## 53-29 - 1ST IN PACIFIC DIVISION

**Head Coach:** Jerry West  
**Standing:** Lucius Allen, Earl Tatum, Don Chaney, Marv Roberts, Tom Abernathy, Mack Calvin, Cazzie Russell, Stu Lantz, Bo Lamar  
**Seated:** Don Ford, Kermit Washington, Kareem Abdul-Jabbar, C.J. Kupec  
**Not pictured:** Allen Murphy, Johnny Neuman, Camell Warner

### 1976-77 REGULAR SEASON STATISTICS / GAME-BY-GAME RESULTS

	G	Min.	FGM	FGA	Pct.	FTM	FTA	Pct.	REBOUNDS		Ast.	PF	Dq.	Stl.	Blk.	SCORING			
									Off.	Def.						Tot.	Pts.	Avg.	HI
Abdul-Jabbar	82	3016	898	1533	.579	376	536	.701	266	824	1090	319	262	4	101	21	2152	26.2	40
Russell	82	2583	578	1179	.490	183	219	.868	86	208	294	210	163	1	86	7	1344	16.4	35
Allen	78	2482	472	1035	.456	195	252	.774	58	193	251	405	183	0	116	19	1139	14.6	30
Washington	53	1342	191	380	.503	132	187	.706	182	310	492	48	183	1	43	52	514	9.7	20
Tatum	68	1249	283	607	.466	72	100	.720	83	153	236	118	168	1	85	22	638	9.4	23
Calvin*	12	207	27	82	.329	41	48	.854	6	10	16	21	16	0	11	1	95	7.9	20
Ford	82	1782	262	570	.460	73	102	.716	105	248	353	133	170	0	60	21	597	7.3	19
Lamar	71	1165	228	561	.406	46	68	.676	30	62	92	177	73	0	59	3	502	7.1	22
Abernathy	70	1378	169	349	.484	101	134	.754	113	178	291	98	118	1	49	10	439	6.3	19
Chaney	81	2408	213	522	.408	70	94	.745	120	210	330	308	224	4	140	33	496	6.1	16
Neumann†	59	888	146	363	.402	54	81	.667	19	44	63	137	127	2	28	8	346	5.9	24
Kupec	82	908	153	342	.447	78	101	.772	76	123	199	53	113	0	18	4	384	4.7	14
Warner	14	170	25	53	.472	4	6	.667	21	48	69	11	28	0	1	2	54	3.9	10
Murphy	2	18	1	5	.200	3	7	.429	3	1	4	0	5	0	0	0	5	2.5	3
Roberts	28	209	27	76	.355	4	6	.667	9	16	25	19	34	0	4	2	58	2.1	12

DATE	OPPONENT	BOX SCORE	W / L	DATE	OPPONENT	BOX SCORE	W / L
Oct. 21	@ NY Knicks	L 97-102	0-1	Jan. 18	@ Kansas City	W 113-111	27-15
Oct. 22	@ Washington	W 103-84	1-1	Jan. 21	NY Knicks	W 108-94	28-15
Oct. 24	@ Cleveland	L 95-100	1-2	Jan. 23	Indiana	W 121-104	29-15
Oct. 26	@ Kansas City	L 115-117 (OT)	1-3	Jan. 25	Seattle	W 120-109	30-15
Oct. 29	Atlanta	W 118-101	2-3	Jan. 26	@ Seattle	L 103-118	30-16
Oct. 31	Detroit	W 121-101	3-3	Jan. 28	Philadelphia	W 117-104	31-16
Nov. 5	NY Knicks	L 121-126	3-4	Jan. 30	New Orleans	W 101-99	32-16
Nov. 7	Kansas City	W 107-96	4-4	Feb. 1	Milwaukee	W 136-115	33-16
Nov. 9	@ Buffalo	L 116-121 (OT)	4-5	Feb. 4	@ Boston	L 98-99	33-17
Nov. 10	@ Boston	L 112-117	4-6	Feb. 6	@ Philadelphia	L 97-102	33-18
Nov. 12	Indiana	W 117-106	5-6	Feb. 8	@ NY Knicks	L 107-125	33-19
Nov. 14	Cleveland	L 95-97	5-7	Feb. 9	@ Buffalo	W 105-90	34-19
Nov. 19	Golden State	W 121-99	6-7	Feb. 11	Denver	W 117-109	35-19
Nov. 21	NY Nets	W 96-91	7-7	Feb. 18	Atlanta	L 101-111	35-20
Nov. 23	@ Milwaukee	W 117-114	8-7	Feb. 20	@ Washington	W 108-101	36-20
Nov. 24	@ Denver	L 112-122	8-8	Feb. 22	@ San Antonio	L 103-135	36-21
Nov. 26	Portland	W 99-96	9-8	Feb. 23	@ Detroit	L 101-102	36-22
Nov. 28	Chicago	W 103-84	10-8	Feb. 25	Philadelphia	W 104-102	37-22
Nov. 30	Washington	W 109-102	11-8	Feb. 27	Houston	W 106-101	38-22
Dec. 3	San Antonio	W 114-105	12-8	Mar. 1	@ Atlanta	W 92-90	39-22
Dec. 4	@ Golden State	L 114-116	12-9	Mar. 2	@ Houston	L 113-120	39-23
Dec. 7	@ Chicago	L 81-89	12-10	Mar. 4	Cleveland	L 99-114	39-24
Dec. 8	@ Indiana	L 98-111	12-11	Mar. 6	Wash. State	W 104-99	40-24
Dec. 10	Houston	W 109-99	13-11	Mar. 11	Washington	W 94-91	41-24
Dec. 12	Denver	W 112-83	14-11	Mar. 13	@ NY Nets	W 84-81	42-24
Dec. 14	@ Atlanta	L 104-106	14-12	Mar. 14	@ Milwaukee	L 106-110	42-25
Dec. 15	@ New Orleans	W 115-105	15-12	Mar. 15	@ Denver	L 95-107	42-26
Dec. 17	Phoenix	W 118-105	16-12	Mar. 18	Golden State	W 98-85	43-26
Dec. 18	@ Portland	W 115-111 (OT)	17-12	Mar. 20	New Orleans	W 100-95	44-26
Dec. 19	Kansas City	W 103-92	18-12	Mar. 22	@ Chicago	L 86-102	44-27
Dec. 21	Buffalo	W 97-89	19-12	Mar. 23	@ Indiana	W 105-97	45-27
Dec. 25	@ Phoenix	L 96-113	19-13	Mar. 25	Phoenix	W 118-93	46-27
Dec. 26	Milwaukee	W 107-99	20-13	Mar. 26	@ Phoenix	W 109-102	47-27
Dec. 28	Boston	W 134-105	21-13	Mar. 27	Buffalo	W 92-89	48-27
Jan. 2	Portland	W 104-99	22-13	Mar. 29	Seattle	W 100-97	49-27
Jan. 5	@ Philadelphia	L 94-117	22-14	Apr. 1	San Antonio	W 107-102	50-27
Jan. 7	@ NY Nets	W 85-82	23-14	Apr. 3	Detroit	W 115-107 (OT)	51-27
Jan. 9	@ Detroit	W 124-118	24-14	Apr. 5	@ Golden State	L 103-132	51-28
Jan. 11	@ Cleveland	W 101-99	25-14	Apr. 8	NY Nets	W 124-100	52-28
Jan. 14	@ San Antonio	W 109-106	26-14	Apr. 9	@ Portland	L 116-145	52-29
Jan. 15	@ Houston	L 116-122	26-15	Apr. 10	@ Seattle	W 113-104	53-29





# 1977-78 LOS ANGELES LAKERS



## 45-37 - 4TH IN PACIFIC DIVISION

**Head Coach:** Jerry West  
**Standing:** Norm Nixon, Adrian Dantley, Jamaal Wilkes, Tom Abernathy, Charlie Scott, Lou Hudson, Brad Davis  
**Seated:** Don Ford, Kareem Abdul-Jabbar, Dave Robisch, Kenny Carr  
**Not pictured:** Don Chaney, Ernie DiGregorio, James Edwards, Earl Tatum, Kermit Washington



### 1977-78 REGULAR SEASON STATISTICS / GAME-BY-GAME RESULTS

	G	Min.	FGM	FGA	Pct.	FTM	FTA	Pct.	REBOUNDS					SCORING						
									Off.	Def.	Tot.	Ast.	PF	Dq.	Stl.	TO	Bk.	Pts.	Avg.	Hi
Abdul-Jabbar	62	2265	663	1205	.550	274	350	.783	186	615	404	269	182	1	103	208	185	208	25.8	43
Dantley†	56	1985	377	725	.520	334	417	801	171	233	188	157	1	70	161	7	1088	19.4	37	
Edwards*	25	723	145	316	.459	80	125	640	44	136	180	29	89	3	16	57	28	370	14.8	32
Tatum*	25	663	153	314	.487	45	59	763	23	67	90	70	85	1	37	53	10	351	14.0	25
Hudson	82	2283	493	992	.497	137	177	774	80	108	188	193	196	0	94	150	14	1123	13.7	30
Nixon	81	2779	496	998	.497	115	161	714	41	198	239	553	259	3	138	251	7	1107	13.7	28
Wilkes	51	1490	277	630	.440	106	148	716	113	267	380	182	162	1	177	107	22	660	12.9	29
Scott†	48	1393	255	509	.442	110	142	775	38	110	148	235	155	4	59	133	11	560	11.7	24
Washington	25	751	110	244	.451	68	110	618	110	169	279	30	74	1	19	53	24	288	11.5	22
Ford	79	1945	272	576	.472	68	90	756	106	247	353	142	210	1	68	88	46	612	7.7	22
Abernathy	73	1317	201	404	.498	91	111	820	105	160	265	101	122	1	55	50	22	493	6.8	24
Carr	52	733	134	302	.444	55	85	647	53	155	208	26	127	0	18	89	14	323	6.2	15
Robisch†	55	679	104	249	.418	50	65	769	53	126	179	40	71	0	19	37	14	258	4.7	16
DiGregorio	25	332	41	100	.410	16	20	800	5	16	23	71	22	0	6	46	0	98	3.9	11
Chaney†	9	133	13	36	.361	5	6	833	4	1	17	14	0	8	11	3	31	3.4	11	
Davis	33	334	30	72	.417	22	29	759	4	31	35	83	39	1	15	35	2	82	2.5	10

DATE	OPPONENT	BOX SCORE	W / L	DATE	OPPONENT	BOX SCORE	W / L
Oct. 18	@ Milwaukee	L 112-117	0-1	Jan. 17	New York	W 121-108	18-24
Oct. 19	@ Indiana	W 133-120	1-1	Jan. 20	Washington	W 121-99	19-24
Oct. 21	@ Denver	L 101-106	1-2	Jan. 22	Houston	W 106-101	20-24
Oct. 23	Phoenix	L 101-104	1-3	Jan. 24	Philadelphia	W 117-102	21-24
Oct. 25	San Antonio	W 109-107	2-3	Jan. 27	Milwaukee	W 131-114	22-24
Oct. 28	@ Atlanta	L 95-102	2-4	Jan. 29	@ Washington	L 112-119	22-25
Oct. 29	@ San Antonio	L 118-129	2-5	Jan. 31	@ Cleveland	W 116-107	23-25
Nov. 2	@ New Jersey	W 107-102	3-4	Feb. 1	@ Boston	L 100-103 (OT)	23-26
Nov. 4	Indiana	W 111-99	4-5	Feb. 3	@ New Jersey	W 105-99 (OT)	24-26
Nov. 6	New York	L 102-106	4-6	Feb. 7	@ Buffalo	W 132-105	25-26
Nov. 11	New Orleans	W 123-107	5-6	Feb. 8	@ Detroit	W 105-95	26-26
Nov. 13	Golden State	W 97-95	6-6	Feb. 10	Golden State	W 135-107	27-26
Nov. 15	Cleveland	L 95-102 (OT)	6-7	Feb. 12	Atlanta	L 103-116	27-27
Nov. 18	Detroit	W 116-83	7-7	Feb. 14	San Antonio	W 128-114	28-27
Nov. 20	Chicago	L 80-102	7-8	Feb. 17	Boston	W 114-106	29-27
Nov. 22	@ Phoenix	L 107-118	7-9	Feb. 19	@ Golden State	W 115-93	30-27
Nov. 23	@ Seattle	L 89-113	7-10	Feb. 21	@ Chicago	W 106-104	31-27
Nov. 25	New Jersey	W 129-117	8-10	Feb. 22	@ Kansas City	L 122-127 (OT)	31-28
Nov. 27	Portland	L 93-100	8-11	Feb. 24	Denver	W 109-99	32-28
Nov. 29	@ Cleveland	L 101-118	8-12	Feb. 26	Detroit	L 124-127	32-29
Nov. 30	@ Detroit	L 98-104	8-13	Mar. 3	Philadelphia	W 96-95	33-29
Dec. 4	Denver	L 109-111	8-14	Mar. 5	Cleveland	W 128-117	34-29
Dec. 6	Milwaukee	W 103-108	9-14	Mar. 10	Chicago	W 115-109	35-29
Dec. 9	Houston	L 105-116	9-15	Mar. 11	@ Phoenix	L 114-120	35-30
Dec. 11	Buffalo	W 124-119 (OT)	10-15	Mar. 12	Phoenix	W 128-112	36-30
Dec. 13	@ New Orleans	L 94-117	10-16	Mar. 14	@ New York	W 135-117	37-30
Dec. 14	@ Houston	W 113-91	11-16	Mar. 15	@ Philadelphia	L 93-113	37-31
Dec. 16	Seattle	L 90-98	11-17	Mar. 17	Seattle	L 98-105	37-32
Dec. 18	Boston	W 104-97	12-17	Mar. 19	Atlanta	W 101-87	38-32
Dec. 20	Washington	W 120-115	13-17	Mar. 21	@ San Antonio	L 105-109	38-33
Dec. 23	@ Portland	L 98-108	13-18	Mar. 22	@ Houston	W 124-106	39-33
Dec. 25	@ Seattle	W 111-96	14-18	Mar. 24	Buffalo	W 120-115	40-33
Dec. 27	@ Golden State	W 123-82	15-18	Mar. 26	Indiana	W 110-99	41-33
Dec. 30	Kansas City	W 119-109	16-18	Mar. 28	@ Atlanta	L 104-105	41-34
Jan. 3	@ New York	W 120-117	17-18	Mar. 29	@ New Orleans	W 108-103	42-34
Jan. 4	@ Buffalo	L 93-94	17-19	Mar. 31	Portland	L 101-103	42-35
Jan. 6	@ Philadelphia	L 110-123	17-20	Apr. 2	Kansas City	W 133-127	43-35
Jan. 8	@ Indiana	L 103-104	17-21	Apr. 4	@ Milwaukee	W 103-102	44-35
Jan. 10	@ Chicago	L 106-110	17-22	Apr. 5	@ Washington	L 119-125	44-36
Jan. 11	@ Kansas City	L 94-102	17-23	Apr. 7	New Jersey	W 114-106	45-36
Jan. 14	@ Denver	L 112-123	17-24	Apr. 9	@ Portland	L 99-114	45-37

\* Finished season with another team. † Totals with Lakers only.



# 1978-79 LOS ANGELES LAKERS



## 47-35 - 3RD IN PACIFIC DIVISION

**Head Coach:** Jerry West  
**Standing:** Norm Nixon, Lou Hudson, Jamaal Wilkes, Adrian Dantley, Ron Carter, Jim Price, Ron Boone  
**Seated:** Dave Robisch, Kenny Carr, Kareem Abdul-Jabbar, Don Ford  
**Not pictured:** Michael Cooper, Brad Davis

### 1978-79 REGULAR SEASON STATISTICS / GAME-BY-GAME RESULTS

	G	Min.	FGM	FGA	Pct.	FTM	FTA	Pct.	REBOUNDS					SCORING						
									Off.	Def.	Tot.	Ast.	PF	Dq.	Stl.	TO	Bk.	Pts.	Avg.	HI
Abdul-Jabbar	80	31:57	777	1347	.577	349	474	.736	207	818	1025	431	230	3	76	282	316	1903	23.8	40
Wilkes	82	29:15	626	1242	.504	272	362	.751	164	445	609	227	275	2	134	224	27	1524	18.6	31
Dantley	60	17:75	374	733	.510	292	342	.854	131	211	342	138	162	0	63	155	12	1040	17.3	40
Nixon	82	31:45	623	1149	.542	158	204	.775	48	183	231	737	250	6	201	231	17	1404	17.1	29
Hudson	78	16:86	329	636	.517	110	124	.887	64	76	140	141	133	1	58	99	17	768	9.8	23
Boone	82	15:83	259	569	.455	90	104	.865	53	92	145	154	171	1	66	147	11	608	7.4	18
Carr	72	11:49	225	450	.500	83	137	.606	70	222	292	60	152	0	38	116	31	533	7.4	17
Ford	79	15:40	228	450	.507	72	89	.809	83	185	268	101	177	2	51	93	25	528	6.7	22
Price	75	12:07	171	344	.497	55	79	.696	26	97	123	128	128	0	66	100	12	397	5.3	19
Robisch	80	12:19	150	336	.446	86	115	.748	82	203	285	97	108	0	20	53	25	386	4.8	15
Davis*	5	6:5	8	11	.727	3	4	.750	0	1	1	9	10	0	2	6	0	19	3.8	9
Carter	46	3:32	54	124	.435	36	54	.667	21	24	45	25	54	1	17	40	7	144	3.1	14
Cooper	3	7	3	6	.500	0	0	---	0	0	0	0	1	0	1	1	0	6	2.0	4

DATE	OPPONENT	BOX SCORE	W / L	DATE	OPPONENT	BOX SCORE	W / L
Oct. 13	@ Philadelphia	L 102-110	0-1	Jan. 10	@ Boston	W 99-89	26-16
Oct. 14	@ New Jersey	L 100-102	0-2	Jan. 12	@ New Jersey	W 117-116	27-16
Oct. 17	@ Cleveland	L 111-113	0-3	Jan. 14	@ Seattle	W 108-99	28-16
Oct. 22	San Antonio	W 134-121	1-3	Jan. 17	@ San Diego	L 117-119	28-17
Oct. 24	@ San Diego	L 123-124	1-4	Jan. 19	Houston	L 121-122 (OT)	28-18
Oct. 27	San Diego	W 113-101	2-4	Jan. 21	Golden State	W 113-107	29-18
Oct. 29	Washington	W 109-93	3-4	Jan. 23	New York	W 148-124	30-18
Oct. 31	Denver	W 134-107	4-4	Jan. 25	@ Detroit	L 100-135	30-19
Nov. 3	New York	W 147-124	5-4	Jan. 26	@ Denver	L 107-119	30-20
Nov. 5	Cleveland	W 117-107	6-4	Jan. 28	Milwaukee	W 111-109	31-20
Nov. 7	@ Chicago	W 112-111	7-4	Jan. 30	New Jersey	W 127-108	32-20
Nov. 8	@ Indiana	W 113-111	8-4	Feb. 6	San Antonio	W 119-111 (OT)	33-20
Nov. 10	Kansas City	W 136-127	9-4	Feb. 7	@ Golden State	W 106-104	34-20
Nov. 12	Indiana	W 134-106	10-4	Feb. 9	Cleveland	W 106-103	35-20
Nov. 14	@ Milwaukee	W 137-119	11-4	Feb. 11	@ Kansas City	L 103-104	35-21
Nov. 15	@ Detroit	W 133-126	12-4	Feb. 13	@ Cleveland	L 111-117	35-22
Nov. 17	New Orleans	W 121-109	13-4	Feb. 16	@ Milwaukee	L 98-99	35-23
Nov. 19	Chicago	W 104-95	14-4	Feb. 18	@ Indiana	W 122-111	36-23
Nov. 22	@ Houston	W 121-114	15-4	Feb. 20	Golden State	L 91-102	36-24
Nov. 24	@ Washington	L 103-113	15-5	Feb. 23	Boston	W 113-104	37-24
Nov. 25	@ Atlanta	L 103-109	15-6	Feb. 25	Indiana	W 118-108	38-24
Nov. 28	Detroit	W 103-105	15-7	Feb. 27	Kansas City	W 122-114	39-24
Dec. 1	Phoenix	W 130-122	16-7	Mar. 2	Philadelphia	W 126-111	40-24
Dec. 3	New Jersey	L 105-107	16-8	Mar. 4	Denver	L 99-113	40-25
Dec. 5	@ New Orleans	W 114-102	17-8	Mar. 9	Chicago	L 92-102	40-26
Dec. 6	@ San Antonio	L 111-112	17-9	Mar. 11	@ Boston	L 106-108	40-27
Dec. 8	Milwaukee	W 101-85	18-9	Mar. 13	@ Washington	L 111-120	40-28
Dec. 10	Atlanta	W 88-86	19-9	Mar. 14	@ San Antonio	L 112-125	40-29
Dec. 12	@ Portland	L 115-117	19-10	Mar. 16	Atlanta	W 111-110	41-29
Dec. 13	@ Seattle	L 107-117	19-11	Mar. 18	Boston	W 122-111	42-29
Dec. 15	Seattle	W 100-98	20-11	Mar. 21	Portland	L 110-114	42-30
Dec. 16	@ Phoenix	L 100-119	20-12	Mar. 23	San Diego	W 156-119	43-30
Dec. 17	Philadelphia	L 96-103	20-13	Mar. 25	@ Denver	L 113-123	43-31
Dec. 22	Washington	W 127-115	21-13	Mar. 28	@ Phoenix	L 106-112	43-32
Dec. 26	New Orleans	L 123-125	21-14	Mar. 30	Detroit	W 124-113	44-32
Dec. 27	@ Golden State	W 106-104	22-14	Apr. 1	@ Philadelphia	L 111-112	44-33
Dec. 29	Portland	W 118-95	23-14	Apr. 3	@ Chicago	W 97-95	45-33
Jan. 2	@ New Orleans	L 105-109	23-15	Apr. 4	@ Kansas City	L 111-115 (OT)	45-34
Jan. 3	@ Atlanta	W 99-96	24-15	Apr. 6	Seattle	L 93-113	45-35
Jan. 6	@ Houston	L 112-115 (OT)	24-16	Apr. 7	@ Portland	W 99-98	46-35
Jan. 9	@ New York	W 106-94	25-16	Apr. 8	Phoenix	W 111-103	47-35

\* Finished season with another team.



# 1979-80 LOS ANGELES LAKERS



## 60-22 - 1ST IN PACIFIC DIVISION

**Head Coach:** Jack McKinney, Paul Westhead  
**Standing:** Butch Lee, Brad Holland, Mark Landsberger, Marty Byrnes, Michael Cooper, Norm Nixon  
**Seated:** Spencer Haywood, Jamaal Wilkes, Kareem Abdul-Jabbar, Earvin Johnson, Jim Chones  
**Not pictured:** Ron Boone, Kenny Carr, Don Ford, Oliver Mack



*NBA Champions*

### 1979-80 REGULAR SEASON STATISTICS / GAME-BY-GAME RESULTS

	G	Min.	FGM	FGA	Pct.	FTM	FTA	Pct.	REBOUNDS		Tot.	Ast.	PF	Dq.	Stl.	TO	Blk.	SCORING		
									Off.	Def.								Pts.	Avg.	Hi
Abdul-Jabbar	82	3143	635	1383	.604	364	476	.765	190	696	886	371	216	2	81	297	280	2034	24.8	42
Wilkes	82	3111	726	1358	.535	189	234	.808	176	349	525	250	220	1	129	157	28	1644	20.0	30
Johnson	77	2795	503	949	.530	374	462	.810	166	430	596	663	218	1	187	305	41	1387	18.0	31
Nixon	82	3226	624	1209	.516	197	253	.779	52	177	229	642	241	1	147	288	14	1446	17.6	30
Chones	82	2394	372	760	.489	125	169	.740	143	421	564	151	271	5	56	175	65	869	10.6	23
Haywood	76	1544	288	591	.487	159	206	.772	132	214	346	93	197	2	35	134	57	736	9.7	25
Cooper	82	1973	303	578	.524	111	143	.776	101	128	229	221	215	3	86	142	38	722	8.8	20
Landsberger†	23	374	66	137	.482	29	56	.518	69	94	163	14	27	0	10	25	5	161	7.0	14
Boone*	6	106	14	40	.350	6	7	.857	7	4	11	7	13	0	5	13	0	34	5.7	10
Carr*	5	57	7	16	.438	2	2	1.000	5	12	17	1	6	0	2	9	1	16	3.2	6
Ford*	52	580	66	130	.508	23	28	.821	23	75	98	36	86	0	11	30	15	155	3.0	15
Holland	38	197	44	104	.423	15	16	.938	4	13	17	22	24	0	15	13	1	106	2.8	12
Byrnes	32	194	25	50	.500	13	15	.867	9	18	27	13	32	0	5	22	1	63	2.0	11
Mack*	27	155	21	50	.420	9	18	.500	7	15	22	20	16	0	4	9	0	51	1.9	10
Lee†	11	31	4	13	.308	6	7	.857	4	4	8	9	2	0	1	7	0	14	1.3	4

DATE	OPPONENT	BOX SCORE	W / L	DATE	OPPONENT	BOX SCORE	W / L
Oct. 12	@ San Diego	W 103-102	1-0	Jan. 2	@ Indiana	W 127-120	29-13
Oct. 16	Chicago	W 105-96	2-0	Jan. 6	@ Milwaukee	L 103-113	29-14
Oct. 17	@ Seattle	L 110-112	2-1	Jan. 9	@ Washington	L 101-103	29-15
Oct. 19	Portland	L 82-99	2-2	Jan. 11	@ Detroit	W 123-100	30-15
Oct. 21	Seattle	W 106-97	3-2	Jan. 13	@ Boston	W 100-98	31-15
Oct. 23	Utah	W 102-87	4-2	Jan. 15	Utah	W 112-99	32-15
Oct. 26	Kansas City	W 116-104	5-2	Jan. 16	@ Golden State	W 97-96	33-15
Oct. 28	Golden State	W 97-90	6-2	Jan. 18	Atlanta	W 108-102	34-15
Oct. 30	@ Chicago	W 111-105	7-2	Jan. 21	New York	L 132-114	35-15
Oct. 31	@ Milwaukee	L 106-110	7-3	Jan. 24	@ Portland	L 103-111	35-16
Nov. 2	Phoenix	W 112-110	8-3	Jan. 25	Philadelphia	W 124-103	36-16
Nov. 6	San Diego	W 127-112	9-3	Jan. 27	Milwaukee	W 112-102	37-16
Nov. 7	@ Golden State	L 109-126	9-4	Jan. 29	@ Cleveland	L 153-154 (4OT)	37-17
Nov. 9	Denver	W 126-122 (OT)	10-4	Jan. 31	@ Chicago	W 107-97	38-17
Nov. 11	Cleveland	W 140-126	11-4	Feb. 5	@ New York	W 116-105	39-17
Nov. 13	@ San Diego	W 137-91	12-4	Feb. 8	@ New Jersey	W 125-120 (OT)	40-17
Nov. 15	@ Kansas City	L 108-114	12-5	Feb. 10	@ Philadelphia	L 104-105	40-18
Nov. 16	@ Denver	W 135-128 (OT)	13-5	Feb. 13	Portland	W 129-100	41-18
Nov. 18	Indiana	W 127-104	14-5	Feb. 15	Kansas City	W 114-100	42-18
Nov. 20	@ Portland	L 99-114	14-6	Feb. 17	Washington	W 111-107	43-18
Nov. 21	@ Seattle	L 110-119	14-7	Feb. 20	@ Denver	W 116-103	44-18
Nov. 23	@ Phoenix	L 112-126	14-8	Feb. 22	New Jersey	W 132-110	45-18
Nov. 25	Kansas City	W 111-110	15-8	Feb. 24	Houston	W 112-100	46-18
Nov. 27	@ Utah	W 122-118	16-8	Feb. 26	Seattle	W 131-108	47-18
Nov. 30	Chicago	W 100-107	16-9	Feb. 29	Milwaukee	L 117-126 (OT)	47-19
Dec. 2	Milwaukee	L 116-103	17-9	Mar. 2	@ Phoenix	L 115-123	47-20
Dec. 4	@ San Antonio	W 127-121	18-9	Mar. 4	@ Milwaukee	W 127-124	48-20
Dec. 5	@ Houston	W 116-114	19-9	Mar. 5	@ Kansas City	W 117-101	49-20
Dec. 7	San Diego	L 108-116	19-10	Mar. 7	Chicago	W 101-99	50-20
Dec. 9	Denver	W 131-118	20-10	Mar. 9	@ Portland	L 121-142	50-21
Dec. 14	Detroit	W 138-122	21-10	Mar. 11	@ San Diego	W 123-106	51-21
Dec. 16	San Antonio	W 121-119	22-10	Mar. 12	Portland	W 102-94	52-21
Dec. 18	@ Chicago	W 129-118	23-10	Mar. 14	Denver	W 132-126	53-21
Dec. 19	@ Atlanta	L 112-119	23-11	Mar. 16	Phoenix	W 128-106	54-21
Dec. 21	Golden State	L 114-108	24-11	Mar. 18	Golden State	W 113-100	55-21
Dec. 22	@ Denver	L 128-130	24-12	Mar. 19	@ Phoenix	L 108-112	55-22
Dec. 23	Seattle	W 102-97	25-12	Mar. 22	@ Seattle	W 97-92	56-22
Dec. 26	@ Kansas City	W 111-118	25-13	Mar. 23	Utah	W 101-96	57-22
Dec. 27	@ Utah	W 124-116	26-13	Mar. 27	Utah	W 97-95	58-22
Dec. 28	Boston	W 123-105	27-13	Mar. 28	San Diego	W 126-88	59-22
Dec. 30	Phoenix	W 113-105	28-13	Mar. 30	@ Golden State	W 95-93	60-22

\* Finished season with another team. † Totals with Lakers only.



# 1980-81 LOS ANGELES LAKERS



## 54-28 - 2ND IN PACIFIC DIVISION

**Head Coach:** Paul Westhead  
**Standing:** Eddie Jordan, Butch Carter, Mark Landsberger, Jim Brewer, Alan Hardy, Brad Holland  
**Seated:** Michael Cooper, Jamaal Wilkes, Kareem Abdul-Jabbar, Earvin Johnson, Jim Chones, Norm Nixon  
**Not pictured:** Tony Jackson, Myles Patrick

### 1980-81 REGULAR SEASON STATISTICS / GAME-BY-GAME RESULTS

	G	Min.	FGM	FGA	Pct.	FTM	FTA	Pct.	REBOUNDS					SCORING						
									Off.	Def.	Tot.	Ast.	PF	Dq.	Stl.	TO	Bk.	Pts.	Avg.	Hi
Abdul-Jabbar	80	2976	836	1457	.574	423	552	.766	197	624	821	272	244	4	59	249	228	2095	26.2	42
Wilkes	81	3028	786	1495	.526	254	335	.758	146	289	435	235	223	1	121	207	29	1827	22.6	34
Johnson	37	1371	312	587	.532	171	225	.760	101	219	320	237	100	0	127	143	27	798	21.6	41
Nixon	79	2962	576	1210	.476	196	252	.778	64	168	232	696	226	2	146	285	11	1350	17.1	30
Chones	82	2562	378	751	.503	126	193	.653	180	477	657	153	324	4	39	159	96	882	10.8	23
Cooper	81	2625	321	654	.491	117	149	.785	121	215	332	249	4	133	164	78	763	9.4	20	
Landsberger	69	1086	164	327	.502	62	116	.534	152	225	377	27	135	0	19	65	6	390	5.7	22
Carter	54	672	114	247	.462	70	95	.737	34	31	65	52	99	0	23	50	1	301	5.6	16
Jordan†	60	987	120	279	.430	63	95	.663	25	55	80	195	136	0	74	120	7	306	5.1	18
Holland	41	295	47	111	.423	35	49	.714	9	20	29	23	44	0	21	31	1	130	3.2	10
Brewer	78	1107	101	197	.513	15	40	.375	127	154	281	55	158	2	43	48	58	217	2.8	14
Hardy	22	111	22	59	.373	7	10	.700	8	11	19	3	13	0	1	11	9	51	2.3	8
Patrick	3	9	2	5	.400	1	2	-.500	1	1	2	1	3	0	0	1	0	5	1.7	3
Jackson	2	14	1	3	.333	0	0	---	0	2	2	2	1	0	2	0	0	2	1.0	2

DATE	OPPONENT	BOX SCORE	W / L	DATE	OPPONENT	BOX SCORE	W / L
Oct. 10	@ Seattle	W 99-98	1-0	Jan. 2	@ San Antonio	L 112-118	26-16
Oct. 12	Houston	W 114-103	2-0	Jan. 6	Washington	W 107-98	27-16
Oct. 15	@ Kansas City	W 112-107 (OT)	3-0	Jan. 9	Seattle	W 92-87	28-16
Oct. 17	Phoenix	W 116-109	4-0	Jan. 11	Detroit	W 117-108	29-16
Oct. 19	Golden State	W 125-107	5-0	Jan. 13	@ Cleveland	W 108-104	30-16
Oct. 21	@ Portland	L 103-107	5-1	Jan. 14	@ Washington	L 104-114	30-17
Oct. 24	Seattle	W 104-98	6-1	Jan. 16	@ New Jersey	W 113-111	31-17
Oct. 25	@ Utah	W 127-99	7-1	Jan. 18	@ Boston	L 96-98	31-18
Oct. 26	San Antonio	L 102-108	7-2	Jan. 21	Atlanta	W 116-106	32-18
Oct. 28	@ San Diego	W 131-101	8-2	Jan. 23	Denver	W 110-105	33-18
Oct. 31	Cleveland	W 107-98	9-2	Jan. 26	Portland	W 124-112	34-18
Nov. 2	Denver	L 121-123	9-3	Jan. 27	Utah	W 111-104	35-18
Nov. 4	Portland	W 119-118	10-3	Jan. 29	Kansas City	W 118-104	36-18
Nov. 7	@ Dallas	W 126-102	11-3	Feb. 4	@ Indiana	W 102-96	37-18
Nov. 8	@ San Antonio	L 109-112	11-4	Feb. 6	@ Detroit	W 111-102	38-18
Nov. 11	@ Atlanta	W 126-97	12-4	Feb. 8	@ Philadelphia	L 99-102	38-19
Nov. 12	@ Houston	L 104-107	12-5	Feb. 11	Boston	L 91-105	38-20
Nov. 14	San Diego	W 113-100	13-5	Feb. 13	@ Houston	W 114-105	39-20
Nov. 16	Dallas	W 110-102	14-5	Feb. 15	Dallas	W 107-99	40-20
Nov. 18	Kansas City	W 107-94	15-5	Feb. 17	New York	W 96-87	41-20
Nov. 20	@ Phoenix	L 99-102	15-6	Feb. 20	Houston	L 107-110	41-21
Nov. 21	Phoenix	W 116-88	16-6	Feb. 22	@ New York	W 96-93	42-21
Nov. 23	Milwaukee	L 94-110	16-7	Feb. 24	@ Chicago	W 107-97	43-21
Nov. 27	@ Golden State	W 128-119	17-7	Feb. 25	@ Milwaukee	L 108-126	43-22
Nov. 29	@ Denver	W 124-123 (2OT)	18-7	Feb. 27	New Jersey	W 107-103	44-22
Nov. 30	Chicago	L 108-122	18-8	Mar. 1	Phoenix	L 96-101	44-23
Dec. 3	San Diego	L 114-120	18-9	Mar. 3	@ Kansas City	W 99-98	45-23
Dec. 6	@ Golden State	L 103-119	18-10	Mar. 4	@ Denver	L 114-123	45-24
Dec. 7	Utah	W 113-100	19-10	Mar. 10	San Antonio	W 118-104	46-24
Dec. 9	@ Dallas	W 103-92	20-10	Mar. 12	@ San Diego	W 122-116	47-24
Dec. 10	@ Houston	W 109-108	21-10	Mar. 13	Kansas City	W 116-101	48-24
Dec. 12	@ Seattle	W 113-107	22-10	Mar. 15	San Diego	L 118-122	48-25
Dec. 14	Golden State	W 122-113	23-10	Mar. 17	@ Dallas	W 114-109	49-25
Dec. 16	@ San Diego	L 92-97	23-11	Mar. 18	@ Phoenix	L 114-126	49-26
Dec. 19	Portland	L 106-110	23-12	Mar. 20	Seattle	W 133-119	50-26
Dec. 21	San Antonio	W 135-122	24-12	Mar. 21	@ Portland	W 117-111	51-26
Dec. 23	@ Portland	L 102-108	24-13	Mar. 22	@ Golden State	W 120-118	52-26
Dec. 26	Indiana	W 116-115	25-13	Mar. 24	Golden State	W 110-103	53-26
Dec. 27	@ Phoenix	L 106-116	25-14	Mar. 27	@ Seattle	W 97-90	54-26
Dec. 28	Philadelphia	W 122-116	26-14	Mar. 28	@ Utah	L 110-112 (OT)	54-27
Dec. 30	@ Utah	L 100-110	26-15	Mar. 29	Denver	L 146-148 (OT)	54-28



# 1981-82 LOS ANGELES LAKERS



## 57-25 - 1ST IN PACIFIC DIVISION

**Head Coach:** Paul Westhead, Pat Riley  
**Standing:** Eddie Jordan, Kevin McKenna, Mitch Kupchak, Bob McAdoo, Mark Landsberger, Mike McGea  
**Seated:** Jim Brewer, Kurt Rambis, Jamaal Wilkes, Kareem Abdul-Jabbar, Michael Cooper, Norm Nixon, Earvin Johnson  
**Not pictured:** Clay Johnson



*NBA Champions*

### 1981-82 REGULAR SEASON STATISTICS / GAME-BY-GAME RESULTS

	G	Min.	FGM	FGA	Pct.	FTM	FTA	Pct.	REBOUNDS			PF	Dq.	Stl.	TO	Blk.	SCORING		
									Off.	Def.	Tot.						Pts.	Avg.	
Abdul-Jabbar	76	2677	753	1301	.579	312	442	.706	172	487	659	225	224	0	63	230	207	1818	23.9
Wilkes	82	2006	744	1417	.525	246	336	.732	153	240	393	143	240	1	89	164	24	1734	21.1
E. Johnson	78	2991	556	1036	.537	329	433	.760	252	499	751	743	223	1	208	286	34	1447	18.6
Nixon	82	3024	628	1274	.493	181	224	.808	38	138	176	652	264	3	132	238	7	1440	17.6
Kupchak	26	821	153	267	.573	65	98	.663	64	146	210	33	80	1	12	43	10	371	14.3
Cooper	76	2197	383	741	.517	139	171	.813	84	185	269	230	216	1	120	151	61	907	11.9
McAdoo	41	746	151	330	.458	90	126	.714	45	114	159	32	109	1	22	51	36	392	9.6
McGee	39	352	80	172	.465	31	53	.585	34	15	49	16	59	0	18	34	3	191	4.9
Rambis	64	1131	118	228	.518	59	117	.504	116	232	348	56	167	2	60	77	76	295	4.6
Landsberger	75	1134	144	329	.438	33	65	.508	164	237	401	32	134	0	10	49	7	321	4.3
Jordan	58	608	89	208	.428	43	54	.796	4	39	43	131	98	0	62	66	1	222	3.8
C. Johnson	7	65	11	20	.550	3	6	.500	8	4	12	7	13	0	3	7	3	25	3.6
Brewer	71	966	81	175	.463	7	19	.368	106	158	264	42	127	1	39	37	46	170	2.4
McKenna	36	237	28	87	.322	11	17	.647	18	11	29	14	45	0	10	20	2	67	1.9

DATE	OPPONENT	BOX SCORE	W / L	DATE	OPPONENT	BOX SCORE	W / L
Oct. 30	Houston	L 112-113 (2OT)	0-1	Jan. 26	Milwaukee	L 94-96	30-12
Nov. 3	@ Portland	L 100-102	0-2	Jan. 28	Phoenix	W 97-87	31-12
Nov. 4	@ Seattle	W 106-103	1-2	Feb. 2	@ Golden State	L 117-119	31-13
Nov. 6	Phoenix	L 99-101	1-3	Feb. 3	New York	L 94-98	31-14
Nov. 8	Dallas	W 121-111	2-3	Feb. 5	@ Washington	W 90-87	32-14
Nov. 10	@ San Antonio	L 102-128	2-4	Feb. 7	@ Boston	W 119-113	33-14
Nov. 11	@ Houston	W 95-93	3-4	Feb. 9	@ Atlanta	W 130-117	34-14
Nov. 13	Portland	W 119-115	4-4	Feb. 10	@ Kansas City	L 102-125	34-15
Nov. 14	@ Phoenix	W 98-97	5-4	Feb. 12	San Antonio	L 94-100	34-16
Nov. 15	Indiana	W 124-123 (2OT)	6-4	Feb. 14	Boston	L 103-108	34-17
Nov. 18	@ Utah	W 113-110	7-4	Feb. 16	Seattle	W 108-101	35-17
Nov. 20	San Antonio	W 136-116	8-4	Feb. 19	Golden State	W 126-106	36-17
Nov. 21	@ San Diego	W 119-117	9-4	Feb. 21	@ Denver	W 132-131	37-17
Nov. 24	@ Dallas	W 125-110	10-4	Feb. 23	Denver	W 145-129	38-17
Nov. 25	@ San Antonio	W 117-96	11-4	Feb. 25	@ Seattle	W 104-98	39-17
Nov. 27	San Diego	L 129-138	11-5	Feb. 26	Philadelphia	W 116-114 (2OT)	40-17
Nov. 29	Houston	W 122-104	12-5	Feb. 28	Cleveland	W 102-101	41-17
Dec. 1	Utah	W 117-86	13-5	Mar. 3	@ New Jersey	L 103-111	41-18
Dec. 2	@ Seattle	L 96-104	13-6	Mar. 4	@ New York	L 119-129 (OT)	41-19
Dec. 4	@ Denver	W 126-117	14-6	Mar. 7	@ Philadelphia	L 113-119	41-20
Dec. 6	Kansas City	W 119-106	15-6	Mar. 9	@ Kansas City	W 105-99	42-20
Dec. 8	Washington	W 102-98	16-6	Mar. 12	Chicago	W 105-111	42-21
Dec. 11	Portland	W 124-116	17-6	Mar. 14	Dallas	W 138-116	43-21
Dec. 13	Golden State	W 122-118	18-6	Mar. 16	@ Portland	W 120-108	44-21
Dec. 17	@ Golden State	L 115-120	18-7	Mar. 17	@ Utah	W 120-112	45-21
Dec. 19	@ San Diego	W 106-100	19-7	Mar. 19	@ Dallas	W 112-106	46-21
Dec. 20	Atlanta	W 112-94	20-7	Mar. 21	Houston	W 107-102	47-21
Dec. 22	@ Portland	W 124-110	21-7	Mar. 23	Dallas	L 116-118	47-22
Dec. 25	@ Phoenix	W 104-101	22-7	Mar. 26	@ San Antonio	L 105-110	47-23
Dec. 27	San Diego	W 139-117	23-7	Mar. 28	@ Kansas City	W 116-111	48-23
Dec. 29	Utah	W 121-114	24-7	Mar. 30	San Diego	W 143-120	49-23
Jan. 3	Seattle	L 90-110	24-8	Apr. 1	@ San Diego	W 117-100	50-23
Jan. 8	@ Chicago	L 113-119	24-9	Apr. 2	Phoenix	L 99-109	50-24
Jan. 9	@ Detroit	W 130-127	25-9	Apr. 4	Portland	W 129-111	51-24
Jan. 10	@ Milwaukee	L 107-118	25-10	Apr. 6	@ Houston	W 108-97	52-24
Jan. 12	@ Cleveland	W 114-100	26-10	Apr. 9	Denver	W 153-128	53-24
Jan. 15	@ Indiana	W 97-92	27-10	Apr. 11	Seattle	W 107-104	54-24
Jan. 17	@ Kansas City	W 109-97	28-10	Apr. 13	@ Golden State	L 101-106	54-25
Jan. 19	@ Denver	L 139-140	28-11	Apr. 14	Utah	W 128-115	55-25
Jan. 20	New Jersey	W 132-113	29-11	Apr. 16	Golden State	W 125-109	56-25
Jan. 22	Detroit	W 123-111	30-11	Apr. 18	@ Phoenix	W 120-115	57-25





# 1982-83 LOS ANGELES LAKERS



## 58-24 - 1ST IN PACIFIC DIVISION

**Head Coach:** Pat Riley  
**Standing:** Eddie Jordan, Clay Johnson, Dwight Jones, Bob McAdoo, Mark Landsberger, Mike McGee  
**Seated:** James Worthy, Kurt Rambis, Jamaal Wilkes, Kareem Abdul-Jabbar, Michael Cooper, Norm Nixon, Earvin Johnson  
**Not pictured:** Billy Ray Bates, Joe Cooper, Steve Mix

### 1982-83 REGULAR SEASON STATISTICS / GAME-BY-GAME RESULTS

	G	Min.	FGM	FGA	Pct.	FTM	FTA	Pct.	REBOUNDS					SCORING						
									Off.	Def.	Tot.	Ast.	PF	Dq.	Stl.	TO	Blk.	Pts.	Avg.	HI
Abdul-Jabbar	79	2554	722	1228	.588	278	371	.749	167	425	592	200	220	1	61	200	170	1722	21.8	38
Wilkes	80	2552	684	1290	.530	203	268	.757	146	197	343	182	221	0	65	150	17	1571	19.6	36
E. Johnson	79	2907	511	933	.548	304	380	.800	214	469	683	829	200	1	176	301	47	1326	16.8	36
Nixon	79	2711	533	1123	.475	125	168	.744	61	144	205	566	176	1	104	237	4	1191	15.1	27
McAdoo	47	1019	292	562	.520	119	163	.730	76	171	247	39	153	2	40	68	40	703	15.0	26
Worthy	77	1970	447	772	.579	138	221	.624	157	242	399	132	221	2	91	178	64	1033	13.4	28
Mix†	1	17	4	10	.400	1	1	1.000	1	0	1	2	1	0	0	0	0	9	9.0	9
M. Cooper	82	2148	266	497	.535	102	130	.785	82	192	274	315	208	0	115	128	50	639	7.8	20
Rambis	78	1806	235	413	.569	114	166	.687	164	367	531	90	233	2	105	145	63	584	7.5	21
Jones†	32	491	62	132	.470	32	48	.667	28	86	114	22	82	0	13	35	9	156	4.9	14
McGee	39	381	69	163	.423	17	23	.739	33	20	53	26	50	1	11	27	5	156	4.0	19
C. Johnson	48	447	53	135	.393	38	48	.792	40	29	69	24	62	0	22	25	4	144	3.0	13
Jordan	35	333	40	132	.303	11	17	.647	8	18	26	60	52	0	31	54	1	94	2.7	12
Landsberger	39	356	43	102	.422	12	25	.480	55	73	128	12	48	0	8	20	4	98	2.5	8
Bates†	4	27	2	16	.125	1	2	---	0	0	1	0	1	0	0	0	5	1.3	3	3
J. Cooper*	2	11	1	4	.250	0	0	---	2	0	2	0	3	0	1	3	1	2	1.0	2

DATE	OPPONENT	BOX SCORE	W / L	DATE	OPPONENT	BOX SCORE	W / L
Oct. 29	Golden State	L 117-132	0-1	Jan. 26	Milwaukee	W 115-113	33-9
Nov. 3	@ Denver	W 135-134 (OT)	1-1	Jan. 28	Atlanta	W 109-85	34-9
Nov. 4	Denver	W 131-108	2-1	Jan. 30	@ Boston	L 95-110	34-10
Nov. 6	@ Utah	W 104-101	3-1	Feb. 2	@ Dallas	L 120-122	34-11
Nov. 7	Portland	W 103-89	4-1	Feb. 4	@ KC at St. Louis	W 143-125	35-11
Nov. 9	Kansas City	W 139-117	5-1	Feb. 6	Kansas City	W 116-106	36-11
Nov. 12	Houston	W 127-96	6-1	Feb. 8	@ Seattle	W 121-118	37-11
Nov. 14	Cleveland	W 111-98	7-1	Feb. 9	Utah	W 113-99	38-11
Nov. 16	@ Phoenix	L 105-113	7-2	Feb. 15	San Antonio	W 103-124	38-12
Nov. 17	@ Dallas	L 117-118	7-3	Feb. 17	@ Dallas	W 127-110	39-12
Nov. 19	Washington	W 122-92	8-3	Feb. 18	@ Kansas City	L 118-124	39-13
Nov. 21	Denver	W 143-129	9-3	Feb. 20	@ Indiana	W 126-112	40-13
Nov. 24	@ Seattle	W 111-93	10-3	Feb. 23	Boston	L 104-113	40-14
Nov. 26	@ San Diego	W 117-115	11-3	Feb. 26	@ Utah	L 92-101	40-15
Nov. 28	Golden State	W 142-127	12-3	Feb. 27	Denver	L 120-135	40-16
Nov. 30	@ San Antonio	L 144-117	12-4	Mar. 1	@ Chicago	W 114-111	41-16
Dec. 1	@ Houston	W 106-95	13-4	Mar. 2	@ Milwaukee	W 127-117	42-16
Dec. 3	Portland	W 115-100	14-4	Mar. 4	@ Washington	L 93-96	42-17
Dec. 5	Philadelphia	L 104-114	14-5	Mar. 5	@ Detroit	W 122-108	43-17
Dec. 8	Phoenix	W 89-86	15-5	Mar. 8	@ Golden State	W 116-112	44-17
Dec. 10	@ Utah	W 128-122	16-5	Mar. 9	San Diego	W 119-114	45-17
Dec. 11	@ Golden State	W 128-107	17-5	Mar. 12	Chicago	W 123-116	46-17
Dec. 14	@ Portland	L 103-107	17-6	Mar. 16	Phoenix	W 104-95	47-17
Dec. 17	New Jersey	W 117-106	18-6	Mar. 18	Kansas City	W 109-96	48-17
Dec. 18	@ Phoenix	L 100-126	18-7	Mar. 19	@ San Diego	L 99-107	48-18
Dec. 19	Dallas	W 110-108	19-7	Mar. 20	Dallas	W 117-110	49-18
Dec. 22	Utah	W 124-100	20-7	Mar. 22	Seattle	W 123-108	50-18
Dec. 23	@ San Diego	W 120-115	21-7	Mar. 25	San Antonio	L 120-132	50-19
Dec. 26	@ Houston	W 96-94	22-7	Mar. 27	Houston	W 114-93	51-19
Dec. 29	@ Golden State	W 120-110	23-7	Mar. 29	San Diego	W 127-109	52-19
Dec. 30	Seattle	W 137-117	24-7	Mar. 31	@ Denver	W 122-116	53-19
Jan. 2	Detroit	W 127-112	25-7	Apr. 1	New York	W 102-88	54-19
Jan. 5	@ Philadelphia	L 120-122 (OT)	25-8	Apr. 4	@ Seattle	L 111-121	54-20
Jan. 6	Cleveland	W 125-107	26-8	Apr. 5	@ Portland	L 101-107	54-21
Jan. 8	@ New York	W 108-90	27-8	Apr. 7	@ Phoenix	W 117-108	55-21
Jan. 11	@ New Jersey	L 96-110	27-9	Apr. 8	Golden State	W 118-107	55-21
Jan. 15	@ Atlanta	L 120-101	28-9	Apr. 10	Phoenix	L 95-101	56-22
Jan. 19	San Diego	W 107-104	29-9	Apr. 12	@ Houston	W 114-113	57-22
Jan. 21	San Antonio	W 119-110	30-9	Apr. 13	@ San Antonio	L 109-114	57-23
Jan. 23	Indiana	W 105-102	31-9	Apr. 15	Seattle	W 100-99	58-23
Jan. 25	@ Portland	W 125-120	32-9	Apr. 17	Portland	L 108-119	58-24



# 1983-84 LOS ANGELES LAKERS



## 54-28 - 1ST IN PACIFIC DIVISION

Head Coach: Pat Riley

Standing: Byron Scott, Larry Spriggs,  
James Worthy, Swen Nater,  
Mitch Kupchak, Calvin Garrett

Seated: Mike McGee, Kurt Rambis,  
Jamaal Wilkes, Kareem Abdul-Jabbar,  
Bob McAdoo, Earvin Johnson,  
Michael Cooper

Not pictured: Eddie Jordan



*Western Conference Champions*

### 1983-84 REGULAR SEASON STATISTICS / GAME-BY-GAME RESULTS

	G	Min.	FGM	FGA	Pct.	FTM	FTA	Pct.	REBOUNDS					SCORING						
									Off.	Def.	Tot.	Ast.	PF	Dq.	Stl.	TO	Bk.	Pts.	Avg.	HI
Abdul-Jabbar	80	2622	716	1238	.578	285	394	.723	169	418	587	211	211	1	55	221	143	1717	21.5	35
Johnson	67	2567	441	780	.565	290	358	.810	99	392	491	875	169	1	150	306	49	1178	17.6	33
Wilkes	75	2507	542	1055	.514	208	280	.743	130	210	340	214	205	0	72	137	41	1294	17.3	31
Worthy	82	2415	495	890	.556	195	257	.759	157	358	515	207	244	5	77	181	70	1185	14.5	37
McAdoo	70	1456	352	748	.471	212	264	.803	82	207	289	74	182	0	42	127	50	916	13.1	32
Scott	74	1637	334	690	.484	112	139	.806	50	114	164	177	174	0	81	116	19	788	10.6	32
McGee	77	1425	347	584	.594	61	113	.540	117	76	193	81	176	0	49	111	6	757	9.8	33
Cooper	82	2387	273	549	.497	155	185	.838	53	209	262	482	267	3	113	148	67	739	9.0	20
Garrett	41	478	78	152	.513	30	39	.769	24	47	71	31	62	2	12	34	2	188	4.6	16
Nater	69	829	124	253	.490	63	91	.692	81	183	264	27	150	0	25	68	7	311	4.5	19
Rambis	47	743	63	113	.558	42	66	.636	82	184	266	34	108	0	30	56	14	168	3.6	10
Spriggs	38	363	44	82	.537	36	50	.720	16	45	61	30	55	0	12	34	4	124	3.3	18
Kupchak	34	324	41	108	.380	22	34	.647	35	52	87	7	46	0	4	22	6	104	3.1	12
Jordan†	3	27	4	8	.500	1	2	.500	0	4	4	5	5	0	4	8	0	9	3.0	4

DATE	OPPONENT	BOX SCORE	W / L	DATE	OPPONENT	BOX SCORE	W / L
Oct. 28	@ Kansas City	W 117-107	1-0	Jan. 26	Houston	W 131-102	26-16
Oct. 29	@ Utah	W 120-115	2-0	Jan. 31	Portland	W 129-124	27-16
Nov. 2	@ San Diego	L 106-110	2-1	Feb. 1	@ Denver	W 116-108	28-16
Nov. 5	@ Dallas	L 102-107	2-2	Feb. 3	Utah	W 109-105	29-16
Nov. 8	@ Denver	W 133-124	3-2	Feb. 5	@ San Antonio	W 110-98	30-16
Nov. 9	Dallas	W 120-106	4-2	Feb. 7	@ Indiana	W 106-105	31-16
Nov. 11	Phoenix	W 119-105	5-2	Feb. 8	@ Boston	W 111-109	32-16
Nov. 13	Utah	W 124-118	6-2	Feb. 10	@ Washington	L 93-96	32-17
Nov. 15	Milwaukee	W 126-97	7-2	Feb. 12	Atlanta	W 108-87	33-17
Nov. 17	Cleveland	W 127-114	8-2	Feb. 17	Denver	L 138-141	33-18
Nov. 19	@ Portland	W 117-110	9-2	Feb. 18	@ San Diego	W 120-116	34-18
Nov. 22	Utah	L 126-130 (OT)	9-3	Feb. 21	Seattle	W 128-112	35-18
Nov. 23	@ Seattle	L 98-106	9-4	Feb. 22	@ Seattle	L 114-121	35-19
Nov. 25	New Jersey	W 147-123	10-4	Feb. 24	Boston	W 116-108	36-19
Nov. 27	Chicago	W 103-100	11-4	Feb. 26	@ Philadelphia	W 101-99	37-19
Nov. 29	@ Golden State	W 111-105	12-4	Feb. 28	@ Chicago	W 124-108	38-19
Dec. 2	Dallas	L 118-133	12-5	Feb. 29	@ New Jersey	L 92-102	38-20
Dec. 4	San Diego	W 120-99	13-5	Mar. 2	@ Atlanta	W 98-94	39-20
Dec. 8	Kansas City	W 129-106	14-5	Mar. 4	@ Detroit	W 118-114	40-20
Dec. 11	New York	L 98-109	14-6	Mar. 7	Philadelphia	L 105-113	41-21
Dec. 15	@ Phoenix	L 104-114	14-7	Mar. 9	@ Dallas	W 121-120 (2OT)	41-21
Dec. 16	San Diego	W 122-100	15-7	Mar. 10	Indiana	L 114-126	41-22
Dec. 18	Portland	W 126-115	16-7	Mar. 13	Seattle	W 114-98	42-22
Dec. 20	@ Seattle	W 108-102	17-7	Mar. 15	San Antonio	W 143-124	43-22
Dec. 22	@ Golden State	L 102-109	17-8	Mar. 17	@ Houston	W 123-111	44-22
Dec. 23	Golden State	W 123-116	18-8	Mar. 20	@ Milwaukee	W 99-94	45-22
Dec. 25	@ Portland	L 121-141	18-9	Mar. 21	@ Kansas City	W 123-116	46-22
Dec. 27	Denver	W 118-116	19-9	Mar. 23	Detroit	L 118-121	46-23
Dec. 30	Golden State	L 105-116	19-10	Mar. 25	San Diego	W 114-102	47-23
Jan. 3	@ New York	L 105-117	19-11	Mar. 28	@ San Diego	L 115-122	47-24
Jan. 4	@ Cleveland	W 106-99	20-11	Mar. 29	Houston	W 115-109	48-24
Jan. 6	San Antonio	W 117-124	20-12	Mar. 31	@ Phoenix	W 119-97	49-24
Jan. 8	Houston	W 118-129	20-13	Apr. 1	Golden State	L 121-110	50-24
Jan. 10	@ Houston	W 136-132 (OT)	21-13	Apr. 3	@ San Antonio	L 109-137	50-25
Jan. 12	@ Kansas City	W 95-89	22-13	Apr. 5	@ Utah	W 129-115	51-25
Jan. 13	@ Denver	W 141-134	23-13	Apr. 6	Kansas City	W 112-97	52-25
Jan. 15	Seattle	L 91-102	23-14	Apr. 8	@ Portland	W 119-113	53-25
Jan. 17	Washington	W 108-95	24-14	Apr. 10	@ Golden State	L 115-117	53-26
Jan. 19	@ Phoenix	L 123-138	24-15	Apr. 11	Portland	W 121-108	54-26
Jan. 21	@ San Antonio	L 108-113	24-16	Apr. 13	Dallas	L 103-104	54-27
Jan. 24	Phoenix	W 116-110	25-16	Apr. 15	Phoenix	L 114-123	54-28

† Totals with Lakers only.



# 1984-85 LOS ANGELES LAKERS



## 62-20 - 1ST IN PACIFIC DIVISION

**Head Coach:** Pat Riley  
**Standing:** Byron Scott, Larry Spriggs, James Worthy, Mitch Kupchak, Ronnie Lester  
**Seated:** Mike McGee, Kurt Rambis, Jamaal Wilkes, Kareem Abdul-Jabbar, Bob McAdoo, Earvin Johnson, Michael Cooper  
**Not pictured:** Earl Jones, Chuck Nevitt

*NBA Champions*

### 1984-85 REGULAR SEASON STATISTICS / GAME-BY-GAME RESULTS

	G	Min.	FGM	FGA	Pct.	FTM	FTA	Pct.	REBOUNDS					SCORING						
									Off.	Def.	Tot.	Ast.	PF	Dq.	Stl.	TO	Blk.	Pts.	Avg.	HI
Abdul-Jabbar	79	2630	723	1207	.599	289	385	.732	162	460	622	249	238	3	63	197	162	1735	22.0	40
Johnson	77	2781	504	899	.561	391	464	.843	90	386	476	968	155	0	113	305	25	1406	18.3	39
Worthy	80	2696	610	1066	.572	190	245	.776	169	342	511	201	196	0	87	198	67	1410	17.6	32
Scott	81	2305	541	1003	.539	187	228	.820	57	153	210	244	197	1	100	138	17	1295	16.0	30
McAdoo	66	1254	284	546	.520	122	162	.753	79	216	295	67	170	0	18	95	53	690	10.5	22
McGee	76	1170	329	612	.538	94	160	.588	97	68	165	71	147	1	39	81	7	774	10.2	41
Cooper	82	2189	276	593	.465	115	133	.865	56	199	255	429	208	0	93	156	49	702	8.6	19
Wilkes	42	761	148	303	.488	51	66	.773	35	59	94	41	65	0	19	49	3	347	8.3	24
Spriggs	75	1292	194	354	.548	112	146	.767	77	150	227	132	195	2	47	115	13	500	6.7	20
Kupchak	58	716	123	244	.504	60	91	.659	68	116	184	21	104	0	19	48	20	306	5.3	29
Rambis	82	1617	181	327	.554	68	103	.660	164	364	528	69	211	0	82	97	47	430	5.2	18
Lester	32	278	34	82	.415	21	31	.677	4	22	26	80	25	0	15	32	3	89	2.8	15
Nevitt	11	59	5	17	.294	2	8	.250	5	15	20	3	20	0	0	10	15	12	1.1	4
Jonas	2	7	0	1	.000	0	0	---	0	0	0	0	0	0	0	1	0	0	0.0	0

DATE	OPPONENT	BOX SCORE	W / L	DATE	OPPONENT	BOX SCORE	W / L
Oct. 27	@ San Antonio	L 112-113	0-1	Jan. 19	@ Golden State	W 139-109	28-14
Oct. 28	@ Dallas	L 96-107	0-2	Jan. 22	L.A. Clippers	W 123-114	29-14
Oct. 30	Golden State	W 144-110	1-2	Jan. 25	Philadelphia	W 109-104	30-14
Nov. 1	@ Seattle	L 103-105	1-3	Jan. 26	@ Utah	L 83-96	30-15
Nov. 2	San Antonio	W 119-100	2-3	Jan. 29	@ Portland	W 122-106	31-15
Nov. 4	Portland	W 124-116	3-3	Jan. 30	Houston	L 113-116	31-16
Nov. 6	Denver	L 130-146	3-4	Feb. 1	New York	W 105-104	32-16
Nov. 8	@ Golden State	L 106-122	3-5	Feb. 2	@ LA Clippers	W 105-96	33-16
Nov. 9	@ Portland	W 130-126	4-5	Feb. 3	Indiana	W 122-100	34-16
Nov. 11	New Jersey	W 121-111	5-5	Feb. 5	@ Houston	W 113-104	35-16
Nov. 16	Kansas City	W 128-116	6-5	Feb. 12	L.A. Clippers	W 121-110	36-16
Nov. 18	Milwaukee	W 96-89	7-5	Feb. 15	Atlanta	W 120-111	37-16
Nov. 20	Phoenix	W 130-108	8-5	Feb. 17	Boston	W 117-111	38-16
Nov. 21	@ Phoenix	W 102-97	9-5	Feb. 19	@ Chicago	W 127-117	39-16
Nov. 24	@ LA Clippers	W 108-103	10-5	Feb. 21	@ Kansas City	W 123-117	40-16
Nov. 25	Seattle	L 94-105	10-6	Feb. 22	@ Indiana	L 113-122	40-17
Nov. 28	@ Utah	W 114-109	11-6	Feb. 24	@ New York	W 119-114	41-17
Nov. 30	Kansas City	W 130-121	12-6	Feb. 26	Houston	W 100-94	42-17
Dec. 2	Chicago	L 112-113	12-7	Feb. 28	@ Phoenix	L 105-117	42-18
Dec. 4	@ Cleveland	W 116-112	13-7	Mar. 2	@ Dallas	W 125-106	43-18
Dec. 5	@ New Jersey	W 104-93	14-7	Mar. 6	Golden State	W 145-119	44-18
Dec. 7	@ Philadelphia	L 116-122	14-8	Mar. 9	@ Cleveland	W 133-106	45-18
Dec. 8	@ Washington	L 98-101	14-9	Mar. 12	Utah	W 123-108	46-18
Dec. 12	Golden State	W 131-107	15-9	Mar. 13	@ Utah	W 120-105	47-18
Dec. 13	@ Seattle	L 122-124 (OT)	15-10	Mar. 15	San Antonio	W 115-114	48-18
Dec. 16	Washington	W 109-101	16-10	Mar. 16	@ LA Clippers	W 123-112	49-18
Dec. 18	@ Atlanta	W 117-116	17-10	Mar. 19	@ Phoenix	W 130-112	50-18
Dec. 19	@ Houston	W 123-116	18-10	Mar. 22	@ Houston	W 130-107	51-18
Dec. 21	Phoenix	W 119-105	19-10	Mar. 24	Detroit	W 148-130	52-18
Dec. 26	Seattle	W 101-97	20-10	Mar. 26	@ Portland	L 113-116 (OT)	52-19
Dec. 28	@ Denver	W 135-123	21-10	Mar. 27	@ Seattle	W 122-97	53-19
Dec. 29	L.A. Clippers	W 113-107	22-10	Mar. 29	Dallas	W 120-115	54-19
Jan. 4	Portland	W 99-95	23-10	Mar. 31	Phoenix	W 123-98	55-19
Jan. 6	San Antonio	W 124-126	24-10	Apr. 2	@ Denver	W 118-104	56-19
Jan. 8	Denver	L 124-126	24-11	Apr. 3	@ San Antonio	L 108-122	56-20
Jan. 10	Utah	W 120-112	25-11	Apr. 5	Kansas City	W 132-125	57-20
Jan. 11	@ Dallas	W 121-102	26-11	Apr. 7	Portland	W 135-133 (OT)	58-20
Jan. 13	@ Detroit	L 98-121	26-12	Apr. 9	Denver	W 148-119	59-20
Jan. 15	@ Milwaukee	L 105-115	26-13	Apr. 11	@ Golden State	W 137-130	60-20
Jan. 16	@ Boston	L 102-104	26-14	Apr. 12	Seattle	W 145-131	61-20
Jan. 18	Dallas	W 110-92	27-14	Apr. 14	@ Kansas City	W 125-116	62-20





# 1985-86 LOS ANGELES LAKERS



## 62-20 - 1ST IN PACIFIC DIVISION

**Head Coach:** Pat Riley  
**Standing:** Byron Scott, A.C. Green, Mitch Kupchak, Chuck Nevitt, Maurice Lucas, Ronnie Lester  
**Seated:** Mike McGee, Kurt Rambis, James Worthy, Kareem Abdul-Jabbar, Larry Spriggs, Michael Cooper, Earvin Johnson  
**Not pictured:** Petur Gudmundsson, Jerome Henderson



### 1985-86 REGULAR SEASON STATISTICS / GAME-BY-GAME RESULTS

	G	Min	FGM	FGA	Pct.	FTM	FTA	Pct.	REBOUNDS			PF	Dq.	Stl.	TO	Bk.	Pts.	SCORING		
									Off.	Def.	Tot.							Avg.	Hi	
Abdul-Jabbar	79	2629	755	1338	.564	336	439	.765	133	345	478	280	248	2	67	203	1846	23.4	46	
Worthy	75	2454	629	1086	.579	242	314	.771	136	251	387	201	195	0	82	149	77	1500	20.0	37
Johnson	72	2578	483	918	.526	378	434	.871	85	341	426	907	133	0	113	273	16	1354	18.8	34
Scott	76	2190	507	989	.513	138	176	.784	55	134	189	164	167	0	85	110	15	1174	15.4	31
Lucas	77	1750	302	653	.462	180	230	.783	164	402	566	84	253	1	45	121	24	785	10.2	23
Cooper	82	2269	274	606	.452	147	170	.865	44	200	244	466	238	2	89	151	43	758	9.2	20
McGee	71	1213	252	544	.463	42	64	.656	51	89	140	83	131	0	53	70	7	587	8.3	34
Gudmundsson	8	128	20	37	.541	18	27	.667	17	21	38	3	25	1	3	11	4	58	7.3	15
Green	82	1542	209	388	.539	102	167	.611	160	221	381	54	229	2	49	99	49	521	6.4	21
Kupchak	55	783	124	257	.482	84	112	.750	69	122	191	17	102	0	12	64	7	332	6.0	15
Rambis	74	1573	160	269	.595	88	122	.721	156	361	517	69	198	0	66	97	33	408	5.5	17
Spriggs	43	471	88	192	.458	38	49	.776	28	53	81	49	78	0	18	54	9	214	5.0	18
Henderson	1	3	2	3	.667	0	0	---	0	1	1	0	1	0	0	0	0	4	4.0	4
Lester	27	222	26	52	.500	15	19	.789	0	10	10	54	27	0	9	42	3	67	2.5	8
Nevitt*	4	25	3	11	.273	4	6	.667	3	4	7	2	6	0	2	5	2	10	2.5	4

DATE	OPPONENT	BOX SCORE	W / L	DATE	OPPONENT	BOX SCORE	W / L
Oct. 26	@ San Antonio	W 121-116 (2OT)	1-0	Jan. 25	Denver	L 115-127	32-10
Oct. 29	@ Dallas	W 133-115	2-0	Jan. 28	Milwaukee	W 125-115	33-10
Oct. 31	@ Phoenix	W 144-107	3-0	Jan. 30	@ Portland	W 118-94	34-10
Nov. 2	@ Golden State	W 120-116	4-0	Jan. 31	Philadelphia	W 134-100	35-10
Nov. 5	Cleveland	L 111-129	4-1	Feb. 2	New York	L 96-103	35-11
Nov. 7	@ Utah	W 116-106	5-1	Feb. 4	Dallas	W 110-102	36-11
Nov. 8	Denver	W 128-99	6-1	Feb. 6	@ Houston	W 117-95	37-11
Nov. 12	Utah	W 119-110	7-1	Feb. 11	@ Golden State	L 113-137	37-12
Nov. 14	Portland	W 114-102	8-1	Feb. 12	@ Phoenix	W 128-100	38-12
Nov. 15	@ LA Clippers	W 127-96	9-1	Feb. 14	Atlanta	W 141-117	39-12
Nov. 17	New Jersey	W 138-119	10-1	Feb. 18	Boston	L 99-105	39-13
Nov. 20	LA Clippers	W 122-107	11-1	Feb. 19	@ Indiana	W 90-81	40-13
Nov. 21	@ Denver	L 120-121	11-2	Feb. 21	@ New Jersey	L 106-121	40-14
Nov. 23	@ Portland	W 130-113	12-2	Feb. 23	@ Philadelphia	W 117-111 (OT)	41-14
Nov. 24	San Antonio	W 118-102	13-2	Feb. 24	@ Atlanta	L 93-102	41-15
Nov. 29	Seattle	W 108-107	14-2	Feb. 26	@ Dallas	W 119-116	42-15
Dec. 1	Chicago	W 117-113	15-2	Feb. 28	Phoenix	W 115-103	43-15
Dec. 4	@ Utah	W 131-127 (OT)	16-2	Mar. 1	@ Phoenix	L 106-123	43-16
Dec. 6	Houston	W 120-112	17-2	Mar. 3	Golden State	W 127-117	44-16
Dec. 8	Dallas	W 125-119	18-2	Mar. 5	Utah	W 130-84	45-16
Dec. 12	Phoenix	W 127-102	19-2	Mar. 6	@ Golden State	W 112-111	46-16
@ Dec. 13	@ Denver	L 120-124	19-3	Mar. 8	Sacramento	W 122-121 (2OT)	47-16
Dec. 15	Pittsburgh	W 132-119	20-3	Mar. 9	W	108-106	48-16
Dec. 17	@ New York	W 105-99	21-3	Mar. 11	LA Clippers	W 129-108	49-16
Dec. 18	@ Milwaukee	W 107-105	22-3	Mar. 13	Seattle	W 105-92	50-16
Dec. 20	@ Cleveland	W 128-116	23-3	Mar. 16	Houston	W 116-111	51-16
Dec. 21	@ Washington	W 96-84	24-3	Mar. 18	Portland	W 128-122	52-16
Dec. 26	@ San Antonio	L 91-109	24-4	Mar. 19	@ LA Clippers	L 114-115	52-17
Dec. 28	@ Sacramento	L 133-111	25-4	Mar. 21	@ San Antonio	W 117-109	53-17
Dec. 29	Golden State	L 122-130	25-5	Mar. 22	@ Sacramento	W 115-113	54-17
Jan. 3	Utah	W 110-101	26-5	Mar. 24	San Antonio	W 124-102	55-17
Jan. 5	Washington	W 118-88	27-5	Mar. 25	@ Denver	W 121-115	56-17
Jan. 8	Portland	W 125-121	28-5	Mar. 29	@ Seattle	L 87-88	56-18
Jan. 10	Indiana	W 124-102	29-5	Mar. 30	Golden State	W 124-117	57-18
Jan. 11	@ Seattle	L 99-105	29-6	Apr. 1	Seattle	W 109-104	58-18
Jan. 14	Phoenix	W 143-122	30-6	Apr. 3	Sacramento	W 135-105	59-18
Jan. 16	LA Clippers	W 112-96	31-6	Apr. 6	@ Houston	L 103-109	59-19
Jan. 19	@ Detroit	L 115-118	31-7	Apr. 8	@ Portland	W 120-114	60-19
Jan. 20	@ Chicago	W 133-118	32-7	Apr. 10	Houston	W 117-113	61-19
Jan. 22	@ Boston	L 95-110	32-8	Apr. 12	@ Sacramento	W 105-92	62-19
Jan. 24	@ LA Clippers	L 109-120	32-9	Apr. 13	Dallas	L 104-127	62-20

\* Finished season with another team.



# 1986-87 LOS ANGELES LAKERS



## 65-17 - 1ST IN PACIFIC DIVISION

**Head Coach:** Pat Riley  
**Standing:** Wes Matthews, Billy Thompson, A.C. Green, Mike Smrek, Mychal Thompson, Adrian Branch  
**Seated:** Kurt Rambis, James Worthy, Kareem Abdul-Jabbar, Michael Cooper, Byron Scott, Earvin Johnson  
**Not pictured:** Frank Brickowski

*NBA Champions*

### 1986-87 REGULAR SEASON STATISTICS / GAME-BY-GAME RESULTS

	G	Min.	FGM	FGA	Pct.	FTM	FTA	Pct.	REBOUNDS					SCORING						
									Off.	Def.	Tot.	Ast.	PF	Dq.	Stl.	TO	Blk.	Pts.	Avg.	Hl
Johnson	80	2904	683	1308	.522	535	631	.848	122	382	504	977	168	0	138	300	36	1909	23.9	46
Worthy	82	2819	651	1207	.539	292	289	.751	158	308	466	226	206	0	108	168	83	1594	19.4	31
Abdul-Jabbar	78	2441	560	993	.564	245	343	.714	152	371	523	203	245	2	49	186	97	1366	17.5	30
Scott	82	2729	554	1134	.489	224	251	.892	63	223	286	281	163	0	125	144	18	1397	17.0	33
Green	79	2240	316	587	.538	220	282	.780	210	405	615	84	171	0	70	102	80	852	10.8	26
Cooper	82	2253	322	736	.438	126	148	.851	58	196	254	373	199	1	78	102	43	859	10.5	24
M. Thompson†	33	680	129	269	.480	75	101	.743	47	89	136	28	85	1	14	30	333	10.1	24	
Rambis	78	1514	163	313	.521	120	157	.764	159	294	453	63	201	1	74	104	41	446	5.7	16
B. Thompson	59	762	142	261	.544	48	74	.649	69	102	171	60	148	1	15	61	30	332	5.6	13
Branch	32	219	48	96	.500	42	54	.778	23	30	53	16	39	0	16	24	3	138	4.3	12
Matthews	50	532	89	187	.476	29	36	.806	13	34	47	100	53	0	23	51	4	208	4.2	16
Brickowski*	37	404	53	94	.564	40	59	.678	40	57	97	12	105	4	14	25	4	146	3.9	14
Smrek	35	233	30	60	.500	16	25	.640	13	24	37	5	70	1	4	19	13	76	2.2	8

DATE	OPPONENT	BOX SCORE	W / L	DATE	OPPONENT	BOX SCORE	W / L
Nov. 1	@ Houston	L 102-112	0-1	Jan. 27	Portland	W 107-100	33-9
Nov. 4	@ Seattle	W 110-96	1-1	Jan. 28	@ Seattle	W 101-125	33-10
Nov. 7	Denver	W 138-116	2-1	Jan. 30	@ Phoenix	W 114-102	34-10
Nov. 9	New York	W 111-88	3-1	Feb. 2	Dallas	L 99-103	34-11
Nov. 12	Seattle	W 122-97	4-1	Feb. 4	Sacramento	W 128-92	35-11
Nov. 16	Sacramento	W 113-111	5-1	Feb. 5	@ Portland	L 104-105	35-12
Nov. 18	@ Dallas	W 114-110	6-1	Feb. 10	@ Sacramento	W 114-98	36-12
Nov. 19	@ San Antonio	W 117-108	7-1	Feb. 13	Indiana	W 113-108	37-12
Nov. 21	New Jersey	W 111-95	8-1	Feb. 15	Boston	W 106-103	38-12
Nov. 23	Milwaukee	W 127-117	9-1	Feb. 17	Washington	L 99-114	38-13
Nov. 25	Atlanta	L 107-113	9-2	Feb. 18	@ Denver	W 128-122	39-13
Nov. 26	@ LA Clippers	W 126-92	10-2	Feb. 20	@ Chicago	W 110-100	40-13
Nov. 28	Chicago	W 110-103	11-2	Feb. 22	@ Philadelphia	W 112-110 (OT)	41-13
Nov. 30	LA Clippers	W 137-115	12-2	Feb. 24	@ Phoenix	W 97-93	42-13
Dec. 4	@ Golden State	L 106-116	12-3	Feb. 25	Phoenix	W 99-91	43-13
Dec. 5	Dallas	W 112-104	13-3	Feb. 27	Golden State	W 121-109	44-13
Dec. 7	Golden State	W 132-100	14-3	Feb. 28	@ Utah	L 100-107	44-14
Dec. 9	@ New York	W 113-87	15-3	Mar. 3	@ Golden State	W 114-109	45-14
Dec. 10	@ Milwaukee	L 93-116	15-4	Mar. 4	Seattle	W 138-124	46-14
Dec. 12	@ Boston	W 117-110	16-4	Mar. 7	Cleveland	W 122-118	47-14
Dec. 13	@ Detroit	L 114-119	16-5	Mar. 9	@ LA Clippers	W 136-114	48-14
Dec. 16	@ Cleveland	W 121-116	17-5	Mar. 10	Denver	W 143-107	49-14
Dec. 18	Portland	W 131-115	18-5	Mar. 12	Portland	W 128-116	50-14
Dec. 20	@ Dallas	L 119-130	18-6	Mar. 15	LA Clippers	W 115-101	51-14
Dec. 21	@ Houston	W 103-96	19-6	Mar. 18	Utah	W 111-97	52-14
Dec. 23	@ Sacramento	W 127-117 (OT)	20-6	Mar. 20	San Antonio	W 147-115	53-14
Dec. 26	Houston	W 134-111	21-6	Mar. 22	Sacramento	W 129-121	54-14
Dec. 28	Philadelphia	W 111-85	22-6	Mar. 24	@ Phoenix	L 93-108	54-15
Jan. 1	@ Portland	W 140-104	23-6	Mar. 26	Detroit	W 128-111	55-15
Jan. 2	Phoenix	W 155-118	24-6	Mar. 28	@ Houston	W 123-109	56-15
Jan. 4	Utah	W 121-113	25-6	Mar. 31	Houston	W 111-96	57-15
Jan. 7	Denver	W 147-109	26-6	Apr. 2	@ Seattle	W 117-114	58-15
Jan. 8	@ Utah	L 101-107	26-7	Apr. 3	@ Portland	W 127-121	59-15
Jan. 10	@ Golden State	L 109-124	26-8	Apr. 5	@ Denver	W 126-118	60-15
Jan. 11	San Antonio	W 111-109	27-8	Apr. 6	LA Clippers	W 135-112	61-15
Jan. 15	Golden State	W 129-109	28-8	Apr. 9	@ LA Clippers	W 118-100	62-15
Jan. 18	@ Washington	W 115-101	29-8	Apr. 10	San Antonio	W 131-121	63-15
Jan. 19	@ New Jersey	W 126-115	30-8	Apr. 12	Phoenix	W 119-104	64-15
Jan. 21	@ Atlanta	W 112-109	31-8	Apr. 16	@ Utah	W 110-97	65-15
Jan. 22	@ Indiana	W 118-108	32-8	Apr. 17	@ San Antonio	L 103-115	65-16
Jan. 24	@ Dallas	L 117-132	32-9	Apr. 19	Seattle	L 104-110	65-17



# 1987-88 LOS ANGELES LAKERS



## 62-20 - 1ST IN PACIFIC DIVISION

**Head Coach:** Pat Riley  
**Standing:** Wes Matthews, Billy Thompson, A.C. Green, Mike Smrek, Mychal Thompson, Jeff Lamp, Milt Wagner  
**Seated:** Kurt Rambis, James Worthy, Kareem Abdul-Jabbar, Michael Cooper, Byron Scott, Earvin Johnson  
**Not pictured:** Tony Campbell, Ray Tolbert



*NBA Champions*

### 1987-88 REGULAR SEASON STATISTICS / GAME-BY-GAME RESULTS

	G	Min.	FGM	FGA	Pct.	FTM	FTA	Pct.	REBOUNDS					SCORING						
									Off.	Def.	Tot.	Ast.	PF	Dq.	Stl.	TO	Bk.	Pts.	Avg.	Hi
Scott	81	3048	710	1348	.527	272	317	.858	76	257	333	335	204	2	155	161	27	1754	21.7	38
Worthy	75	2655	617	1161	.531	242	304	.796	129	245	374	289	175	1	72	155	55	1478	19.7	38
Johnson	72	2637	490	996	.492	417	489	.853	88	361	449	858	147	0	114	269	13	1408	19.6	39
Abdul-Jabbar	80	2308	480	903	.532	205	269	.762	118	360	478	135	216	1	48	159	92	1165	14.6	27
M. Thompson	80	2007	370	722	.512	185	292	.634	198	291	489	66	251	1	38	113	79	925	11.6	28
Green	82	2636	322	640	.503	293	379	.773	245	465	710	93	204	0	87	120	45	937	11.4	28
Campbell	13	242	57	101	.564	28	39	.718	8	19	27	15	41	0	11	26	2	143	11.0	28
Cooper	61	1793	189	482	.392	97	113	.858	50	178	228	289	136	1	66	101	26	532	8.7	21
Matthews	51	706	114	248	.460	54	65	.831	16	50	66	138	65	0	25	69	3	289	5.7	18
Rambis	70	845	102	186	.548	73	93	.785	103	165	268	54	103	0	39	59	13	277	4.0	17
Wagner	40	380	62	147	.422	26	29	.897	4	24	28	61	42	0	6	22	4	152	3.8	14
Tolbert†	14	82	16	28	.571	10	13	.769	9	11	20	5	14	0	3	11	3	42	3.0	9
Smrek	48	421	44	103	.427	44	66	.667	27	58	85	8	105	3	7	30	42	132	2.8	12
B. Thompson	9	38	3	13	.231	8	10	.800	2	7	9	1	11	0	1	6	0	14	1.6	4
Lamp	3	7	0	0	—	2	2	1.00	0	0	0	0	1	0	0	0	2	0.7	2	

DATE	OPPONENT	BOX SCORE	W / L	DATE	OPPONENT	BOX SCORE	W / L
Nov. 6	Seattle	W 113-109	1-0	Feb. 2	Chicago	W 110-101	34-8
Nov. 8	Houston	W 101-92	2-0	Feb. 4	@ LA Clippers	W 117-86	35-8
Nov. 10	@ San Antonio	W 133-124	3-0	Feb. 9	Indiana	L 108-110	35-9
Nov. 12	L.A. Clippers	W 111-82	4-0	Feb. 11	@ Denver	W 120-108	36-9
Nov. 14	@ Golden State	W 118-110	5-0	Feb. 12	@ San Antonio	W 133-132	37-9
Nov. 15	San Antonio	W 147-130	6-0	Feb. 14	Boston	W 115-106	38-9
Nov. 17	Portland	W 142-115	7-0	Feb. 16	L.A. Clippers	W 119-100	39-9
Nov. 20	Dallas	W 119-116	8-0	Feb. 18	@ Houston	W 111-96	40-9
Nov. 22	Milwaukee	W 116-124 (OT)	8-1	Feb. 19	@ Atlanta	W 126-119 (OT)	41-9
Nov. 24	@ Seattle	L 85-103	8-2	Feb. 21	Detroit	W 117-110	42-9
Nov. 27	Denver	W 127-119	9-2	Feb. 23	Washington	W 111-100	43-9
Dec. 1	@ Sacramento	W 125-120 (OT)	10-2	Feb. 26	Utah	W 112-105	44-9
Dec. 2	Portland	L 104-117	10-3	Feb. 28	Phoenix	W 111-97	45-9
Dec. 4	@ Milwaukee	L 83-85	10-4	Mar. 1	@ Seattle	L 100-114	45-10
Dec. 5	@ Cleveland	L 95-97	10-5	Mar. 4	Golden State	W 120-107	46-10
Dec. 8	@ New Jersey	W 98-81	11-5	Mar. 6	@ Dallas	W 108-97	47-10
Dec. 9	@ Washington	L 112-120 (OT)	11-6	Mar. 7	@ Philadelphia	W 110-104	48-10
Dec. 11	@ Boston	W 115-114	12-6	Mar. 9	@ New York	W 104-99	49-10
Dec. 13	Cleveland	W 90-89	13-6	Mar. 10	@ Chicago	L 107-128	49-11
Dec. 15	Phoenix	W 122-97	14-6	Mar. 12	Dallas	L 101-110	49-12
Dec. 17	@ Golden State	W 113-106	15-6	Mar. 14	New Jersey	W 115-105	50-12
Dec. 19	@ LA Clippers	W 108-97	16-6	Mar. 15	@ Portland	L 95-112	50-13
Dec. 20	Seattle	W 103-94	17-6	Mar. 19	@ Phoenix	L 95-102	50-14
Dec. 23	Sacramento	W 117-103	18-6	Mar. 20	@ Golden State	W 130-127	51-14
Dec. 26	@ Utah	W 117-109	19-6	Mar. 22	Houston	W 117-95	52-14
Dec. 29	Philadelphia	W 131-115	20-6	Mar. 25	Denver	L 119-120	52-15
Jan. 3	@ Portland	W 98-81	21-6	Mar. 26	@ Sacramento	L 92-114	52-16
Jan. 4	San Antonio	W 113-115	22-6	Mar. 29	Utah	W 122-111	53-16
Jan. 6	Dallas	W 103-89	23-6	Apr. 2	@ Utah	L 92-106	53-17
Jan. 8	@ Detroit	W 106-104	24-6	Apr. 3	Sacramento	W 108-104	54-17
Jan. 9	@ Indiana	W 101-98	25-6	Apr. 5	Seattle	W 94-90	55-17
Jan. 12	Golden State	W 117-113	26-6	Apr. 8	L.A. Clippers	W 126-107	56-17
Jan. 13	@ LA Clippers	L 109-110 (OT)	26-7	Apr. 9	@ Portland	L 109-119	56-18
Jan. 16	@ Phoenix	W 107-96	27-7	Apr. 12	Portland	W 109-103	57-18
Jan. 18	Houston	W 121-110	28-7	Apr. 13	@ Denver	L 106-120	57-19
Jan. 21	@ Denver	L 113-115	28-8	Apr. 15	Phoenix	W 117-114	58-19
Jan. 22	New York	W 113-112	29-8	Apr. 17	@ Houston	L 119-127	58-20
Jan. 24	@ Seattle	W 116-109	30-8	Apr. 19	@ San Antonio	W 133-126	59-20
Jan. 26	Utah	W 111-100	31-8	Apr. 20	@ Dallas	W 114-107	60-20
Jan. 28	@ Sacramento	W 115-94	32-8	Apr. 22	@ Phoenix	W 117-112	61-20
Jan. 29	Atlanta	W 117-107	33-8	Apr. 24	Golden State	W 136-100	62-20

† Totals with Lakers only.



# 1988-89 LOS ANGELES LAKERS



## 57-25 - 1ST IN PACIFIC DIVISION

**Head Coach:** Pat Riley  
**Standing:** Tony Campbell, Orlando Woolridge, Mark McNamara, Mychal Thompson, Jeff Lamp, David Rivers  
**Seated:** A.C. Green, James Worthy, Kareem Abdul-Jabbar, Michael Cooper, Byron Scott, Earvin Johnson

*Western Conference Champions*

### 1988-89 REGULAR SEASON STATISTICS / GAME-BY-GAME RESULTS

	G	Min.	FGM	FGA	Pct.	FTM	FTA	Pct.	REBOUNDS			PF	Dq.	Stl.	TO	Blk.	SCORING		HI	
									Off.	Def.	Tot.						Ast.	Pts.		Avg.
Johnson	77	2886	579	1137	.509	513	563	.911	111	496	607	988	172	0	138	312	22	1730	22.5	40
Worthy	81	2960	702	1282	.548	251	321	.782	169	320	489	288	175	0	108	182	56	1657	20.5	38
Scott	74	2605	588	1198	.491	195	226	.863	72	230	302	231	181	1	114	157	27	1448	19.6	35
Green	82	2510	401	758	.529	282	359	.786	258	481	739	103	172	0	94	119	55	1088	13.3	33
Abdul-Jabbar	74	1695	313	659	.475	122	165	.739	103	231	334	74	196	1	38	95	85	748	10.1	21
Woolridge	74	1491	231	494	.468	253	343	.738	81	189	270	58	130	0	30	103	65	715	9.7	29
Thompson	80	1994	291	521	.559	156	230	.678	157	310	467	48	224	0	58	97	59	738	9.2	27
Cooper	80	1943	213	494	.431	81	93	.871	33	158	191	314	186	0	72	94	32	587	7.3	18
Campbell	63	787	158	345	.458	70	83	.843	53	77	130	47	108	0	37	62	6	388	6.2	19
Rivers	47	440	49	122	.402	35	42	.833	13	30	43	106	50	0	23	61	9	134	2.9	10
McNamara	39	318	32	64	.500	49	78	.628	38	62	100	10	51	0	4	24	3	113	2.9	10
Lamp	37	176	27	69	.391	4	5	.800	6	28	34	15	27	0	8	16	2	60	1.6	7

DATE	OPPONENT	BOX SCORE	W / L	DATE	OPPONENT	BOX SCORE	W / L
Nov. 4	@ Dallas	W 116-113	1-0	Jan. 29	@ Dallas	W 118-93	29-13
Nov. 5	@ San Antonio	L 107-122	1-1	Jan. 31	@ Houston	W 125-114	30-13
Nov. 8	@ Golden State	W 114-102	2-1	Feb. 1	@ Phoenix	L 97-114	30-14
Nov. 9	Denver	W 128-110	3-1	Feb. 3	Portland	W 140-129	31-14
Nov. 11	Seattle	W 114-103	4-1	Feb. 5	New Jersey	W 134-116	32-14
Nov. 15	@ Denver	W 148-146 (2 OT)	5-1	Feb. 8	Golden State	L 118-121	32-15
Nov. 17	@ Seattle	L 98-101	5-2	Feb. 14	Detroit	L 103-111	32-16
Nov. 18	Portland	W 106-105	6-2	Feb. 16	@ Portland	W 110-101	33-16
Nov. 22	@ New York	W 110-98	7-2	Feb. 19	Boston	W 119-110	34-16
Nov. 23	@ Miami	W 138-91	8-2	Feb. 20	@ Sacramento	W 100-97	35-16
Nov. 26	@ Detroit	L 99-102	8-3	Feb. 22	@ Utah	L 79-105	35-17
Nov. 28	@ Philadelphia	W 109-104	9-3	Feb. 24	Sacramento	W 115-103	36-17
Nov. 30	Seattle	W 110-106	10-3	Feb. 26	Phoenix	W 134-122	37-17
Dec. 2	Utah	W 113-92	11-3	Mar. 1	Golden State	W 142-121	38-17
Dec. 4	Washington	W 119-112 (OT)	12-3	Mar. 3	Indiana	W 139-117	39-17
Dec. 6	@ L.A. Clippers	W 111-102	13-3	Mar. 5	@ Houston	L 83-88	39-18
Dec. 7	Phoenix	W 125-111	14-3	Mar. 7	@ Atlanta	W 106-97	40-18
Dec. 10	@ Indiana	W 112-105	15-3	Mar. 8	@ Miami	W 127-87	41-18
Dec. 11	@ Milwaukee	L 94-95	15-4	Mar. 10	@ Charlotte	W 123-90	42-18
Dec. 13	@ Cleveland	W 111-102	16-4	Mar. 12	@ Golden State	W 126-115	43-18
Dec. 14	@ New Jersey	L 113-118 (OT)	16-5	Mar. 13	Houston	W 97-96	44-18
Dec. 16	@ Boston	L 96-110	16-6	Mar. 17	Dallas	W 106-103	45-18
Dec. 18	@ Washington	L 110-115	16-7	Mar. 19	Atlanta	L 111-113	45-19
Dec. 20	@ Chicago	L 103-116	16-8	Mar. 21	Chicago	L 103-104	45-20
Dec. 23	Sacramento	W 120-102	17-8	Mar. 23	@ Sacramento	W 115-92	46-20
Dec. 25	@ Utah	L 87-101	17-9	Mar. 26	Phoenix	W 118-116	47-20
Dec. 26	@ Phoenix	L 96-111	17-10	Mar. 28	@ Phoenix	L 104-127	47-21
Dec. 28	Philadelphia	W 128-123	18-10	Mar. 30	San Antonio	W 138-98	48-21
Dec. 30	L.A. Clippers	W 124-109	19-10	Apr. 1	@ Denver	L 108-114 (OT)	48-22
Jan. 3	@ Seattle	L 106-116	19-11	Apr. 2	Milwaukee	W 118-117	49-22
Jan. 4	Portland	W 133-120	20-11	Apr. 4	@ Seattle	W 115-97	50-22
Jan. 6	Miami	W 118-86	21-11	Apr. 7	Utah	L 97-99	50-23
Jan. 8	San Antonio	W 126-96	22-11	Apr. 8	@ Golden State	L 116-122	50-24
Jan. 10	@ Sacramento	L 97-106	22-12	Apr. 10	L.A. Clippers	W 133-116	51-24
Jan. 13	Cleveland	W 116-95	23-12	Apr. 12	@ San Antonio	W 107-100	52-24
Jan. 15	@ L.A. Clippers	W 116-95	24-12	Apr. 15	@ L.A. Clippers	L 107-119	52-25
Jan. 16	Houston	W 124-113	25-12	Apr. 16	Miami	W 121-108	53-25
Jan. 18	L.A. Clippers	W 111-90	26-12	Apr. 18	Denver	W 142-118	54-25
Jan. 20	Dallas	W 115-99	27-12	Apr. 20	Sacramento	W 118-115	55-25
Jan. 24	New York	L 117-122	27-13	Apr. 21	@ Portland	W 121-114	56-25
Jan. 27	Charlotte	W 114-97	28-13	Apr. 23	Seattle	W 121-117	57-25



# 1989-90 LOS ANGELES LAKERS



## 63-19 - 1ST IN PACIFIC DIVISION

**Head Coach:** Pat Riley  
**Standing:** Mel McCants, Orlando Woolridge, Vlade Divac, Mike Higgins, Mark McNamara, Jay Vincent, Larry Drew  
**Seated:** A.C. Green, James Worthy, Mychal Thompson, Michael Cooper, Byron Scott, Earvin Johnson  
**Not pictured:** Steve Bucknall, Jawann Oldham



### 1989-90 REGULAR SEASON STATISTICS / GAME-BY-GAME RESULTS

	G	Min.	FGM	FGA	Pct.	FTM	FTA	Pct.	REBOUNDS			PF	Dq.	Stl.	TO	Bk.	SCORING			
									Off.	Def.	Tot.						Pts.	Avg.	Hi	
Johnson	79	23:37	546	1138	480	567	637	890	128	394	522	907	167	1	132	289	34	1765	22.3	38
Worthy	80	29:60	711	1298	548	248	317	782	160	318	478	288	190	0	99	160	49	1685	21.1	35
Scott	77	25:53	472	1005	470	160	209	766	51	191	242	274	180	2	77	122	31	1197	15.5	33
Green	82	27:09	385	806	478	278	370	751	262	450	712	90	207	0	66	116	50	1061	12.9	27
Woolridge	62	14:21	306	550	556	176	240	733	49	136	185	96	160	2	39	73	46	788	12.7	24
Thompson	70	18:83	281	562	500	144	204	706	173	304	477	43	207	0	33	79	73	706	10.1	24
Divac	82	16:11	274	549	499	153	216	708	167	345	512	75	240	2	79	110	114	701	8.5	25
Cooper	80	18:51	191	493	387	83	94	883	59	168	227	215	206	1	67	91	36	515	6.4	16
Drew	80	13:33	170	383	444	46	60	767	12	86	98	217	92	0	47	95	4	418	5.2	15
Vincent†	24	20:00	41	78	526	8	12	667	7	19	26	10	29	0	8	19	3	90	3.8	16
McNamara	33	19:00	38	86	442	26	40	650	22	41	63	3	31	1	2	21	1	102	3.1	15
McCants	13	6:5	8	26	308	6	8	750	1	5	6	2	11	0	3	1	1	22	1.7	4
Oldham†	3	9	2	3	667	1	2	500	0	1	1	3	0	0	1	0	5	1.7	3	
Bucknall	18	7:5	9	33	273	5	6	833	5	2	7	10	10	0	2	11	1	23	1.3	4
Higgins*	6	18	0	0	—	1	2	500	1	0	1	4	0	1	0	2	1	0.2	1	

DATE	OPPONENT	BOX SCORE	W / L	DATE	OPPONENT	BOX SCORE	W / L
Nov. 3	@ Dallas	W 102-94	1-0	Jan. 30	@ LA Clippers	L 104-121	31-11
Nov. 4	@ San Antonio	L 98-106	1-1	Feb. 2	Atlanta	W 112-106	32-11
Nov. 7	Phoenix	W 111-107	2-1	Feb. 4	New Jersey	W 121-105	33-11
Nov. 9	@ Golden State	W 106-95	3-1	Feb. 6	@ Portland	W 121-119 (OT)	34-11
Nov. 10	Charlotte	W 106-100	4-1	Feb. 7	Chicago	W 121-103	35-11
Nov. 12	Dallas	W 107-98	5-1	Feb. 14	Portland	L 128-132 (2 OT)	35-12
Nov. 15	Indiana	W 117-94	6-1	Feb. 15	@ Sacramento	W 101-92	36-12
Nov. 17	Denver	W 119-105	7-1	Feb. 18	Boston	W 116-110	37-12
Nov. 19	Washington	W 120-115	8-1	Feb. 20	@ San Antonio	W 115-114 (OT)	38-12
Nov. 25	@ Utah	W 92-86	9-1	Feb. 21	@ Denver	W 113-111	39-12
Nov. 26	San Antonio	W 132-112	10-1	Feb. 23	Philadelphia	W 122-116	40-12
Nov. 28	@ Houston	L 104-110	10-2	Feb. 25	Utah	L 103-104	40-13
Nov. 30	@ Sacramento	W 109-93	11-2	Feb. 28	@ Seattle	W 112-107	41-13
Dec. 1	Detroit	L 97-108 (OT)	11-3	Mar. 2	Cleveland	W 124-93	42-13
Dec. 3	New York	W 115-104	12-3	Mar. 4	Minnesota	W 115-96	43-13
Dec. 5	LA Clippers	W 111-103	13-3	Mar. 6	@ Houston	L 95-112	43-14
Dec. 7	Phoenix	W 100-96	14-3	Mar. 7	@ Dallas	W 103-91	44-14
Dec. 9	@ Washington	L 101-103	14-4	Mar. 9	Golden State	W 131-115	45-14
Dec. 10	@ Orlando	L 103-108	14-5	Mar. 11	@ Atlanta	W 123-115	46-14
Dec. 12	@ Charlotte	W 103-89	15-5	Mar. 12	@ Charlotte	W 107-102	47-14
Dec. 13	@ Miami	W 102-75	16-5	Mar. 14	@ Philadelphia	W 110-116	47-15
Dec. 15	@ Boston	W 119-110	17-5	Mar. 15	@ Cleveland	L 96-112	47-16
Dec. 16	@ New Jersey	W 99-92	18-5	Mar. 17	@ Minnesota	W 101-99	48-16
Dec. 19	@ Chicago	L 83-93	18-6	Mar. 20	Charlotte	W 109-97	49-16
Dec. 20	@ Minnesota	W 106-97 (OT)	19-6	Mar. 23	LA Clippers	W 110-102	50-16
Dec. 26	Sacramento	W 104-102	20-6	Mar. 25	Seattle	W 116-94	51-16
Dec. 29	Golden State	W 130-111	21-6	Mar. 27	@ Portland	L 111-130	51-17
Jan. 3	Denver	W 114-98	22-6	Mar. 28	@ LA Clippers	W 106-99	52-17
Jan. 6	@ Golden State	L 131-133	22-7	Mar. 30	Portland	W 135-106	53-17
Jan. 7	Miami	W 132-93	23-7	Apr. 1	Utah	W 119-103	54-17
Jan. 9	@ Phoenix	L 118-121 (OT)	23-8	Apr. 5	Sacramento	W 110-103	55-17
Jan. 10	Orlando	W 121-106	24-8	Apr. 6	@ Phoenix	W 103-99	56-17
Jan. 12	Houston	W 107-98	25-8	Apr. 8	@ Denver	W 116-109	57-17
Jan. 15	Sacramento	W 111-91	26-8	Apr. 9	Dallas	W 113-106	58-17
Jan. 17	Seattle	W 100-90	27-8	Apr. 12	@ Utah	W 104-107	58-18
Jan. 19	@ Milwaukee	L 102-103	27-9	Apr. 13	Golden State	L 131-119	59-18
Jan. 21	@ Detroit	W 107-97	28-9	Apr. 15	Houston	W 113-102	60-18
Jan. 23	@ New York	W 118-97	29-9	Apr. 17	@ Seattle	W 102-101	61-18
Jan. 24	@ Indiana	W 120-111	30-9	Apr. 19	Minnesota	W 113-89	62-18
Jan. 26	Milwaukee	W 100-91	31-9	Apr. 21	@ LA Clippers	W 125-115	63-18
Jan. 29	San Antonio	L 84-86	31-10	Apr. 22	@ Portland	L 88-130	63-19

\* Finished season with another team. † Totals with Lakers only.



# 1990-91 LOS ANGELES LAKERS



## 58-24 - 2ND IN PACIFIC DIVISION

**Head Coach:** Mike Dunleavy  
**Standing:** Terry Teagle, Sam Perkins, Vlade Divac, Elden Campbell, Irving Thomas, Tony Smith  
**Seated:** A.C. Green, James Worthy, Mychal Thompson, Earvin Johnson, Byron Scott, Larry Drew  
**Not pictured:** Tony Brown

*Western Conference Champions*

### 1990-91 REGULAR SEASON STATISTICS / GAME-BY-GAME RESULTS

	G	Min.	REBOUNDS					SCORING												
			FGM	FGA	Pct.	FTM	FTA	Pct.	Off.	Def.	Tot.	Ast.	PF	Dq.	Stl.	TO	Blk.	Pts.	Avg.	Hl
Worthy	78	3008	716	1455	.492	212	266	.797	107	249	356	275	117	0	104	127	35	1670	21.4	36
Johnson	79	2933	466	976	.477	519	573	.906	105	446	551	989	150	0	102	314	17	1531	19.4	34
Scott	82	2630	501	1051	.477	118	148	.797	54	192	246	177	146	0	95	85	21	1191	14.5	32
Perkins	73	2504	368	744	.495	229	279	.821	167	371	538	108	247	2	64	103	78	983	13.5	32
Divac	82	2310	360	637	.565	196	279	.703	205	461	666	92	247	3	106	146	127	921	11.2	25
Teagle	82	1498	335	757	.443	145	177	.819	82	99	181	82	165	1	31	83	8	815	9.9	35
Green	82	2164	258	542	.476	223	302	.738	201	315	516	71	117	0	59	99	23	750	9.1	21
Thompson	72	1077	113	228	.496	62	88	.705	74	154	228	21	112	0	23	47	23	288	4.0	19
Smith	64	695	97	220	.441	40	57	.702	24	47	71	135	80	0	28	69	12	234	3.7	12
Drew	48	496	54	125	.432	17	22	.773	5	29	34	118	40	0	15	49	1	139	2.9	11
Campbell	52	380	56	123	.455	32	49	.653	40	56	96	10	71	1	11	16	38	144	2.8	12
Thomas	26	108	17	50	.340	12	21	.571	14	17	31	10	24	0	4	13	1	46	1.8	9
Brown*	7	27	2	3	.667	0	0	---	0	4	4	3	8	0	0	4	0	5	0.7	3

DATE	OPPONENT	BOX SCORE	W / L	DATE	OPPONENT	BOX SCORE	W / L
Nov. 3	@ San Antonio	L 99-110	0-1	Jan. 29	New Jersey	W 110-89	31-11
Nov. 6	Portland	L 123-125 (OT)	0-2	Jan. 31	Atlanta	W 116-103	32-11
Nov. 9	Sacramento	W 100-86	1-2	Feb. 1	@ LA Clippers	W 106-92	33-11
Nov. 11	New York	L 103-109	1-3	Feb. 3	Chicago	W 99-86	34-11
Nov. 13	Phoenix	L 111-112	1-4	Feb. 5	LA Clippers	W 116-102	35-11
Nov. 15	@ Houston	W 108-103 (OT)	2-4	Feb. 12	@ Phoenix	L 95-99	35-12
Nov. 16	@ Dallas	L 86-99	2-5	Feb. 13	Minnesota	W 120-106	36-12
Nov. 18	Golden State	W 115-93	3-5	Feb. 15	Boston	L 85-98	36-13
Nov. 19	@ Denver	W 122-105	4-5	Feb. 17	Portland	W 106-96	37-13
Nov. 21	Denver	W 141-121	5-5	Feb. 19	@ Houston	W 112-103	38-13
Nov. 24	Orlando	W 115-89	6-5	Feb. 21	@ Dallas	W 106-92	39-13
Nov. 28	San Antonio	W 97-80	7-5	Feb. 22	@ Atlanta	L 102-111	39-14
Dec. 1	@ Phoenix	W 108-98	8-5	Feb. 24	@ Detroit	W 102-96 (OT)	40-14
Dec. 4	Detroit	W 114-90	9-5	Feb. 25	@ Philadelphia	L 90-92	40-15
Dec. 6	@ Minnesota	W 83-73	10-5	Feb. 28	@ Denver	W 121-108	41-15
Dec. 7	@ Utah	L 79-101	10-6	Mar. 1	Orlando	W 115-101	42-15
Dec. 9	Washington	W 106-99	11-6	Mar. 3	Houston	L 95-104	42-16
Dec. 12	Dallas	L 97-112 (OT)	11-7	Mar. 5	@ Minnesota	L 85-94	42-17
Dec. 15	@ Golden State	W 111-109	12-7	Mar. 7	@ Milwaukee	L 94-99	42-18
Dec. 16	Indiana	W 115-112	13-7	Mar. 9	@ Washington	W 87-72	43-18
Dec. 18	@ New York	W 100-97	14-7	Mar. 10	@ Orlando	W 115-101	44-18
Dec. 19	@ Cleveland	L 74-84	14-8	Mar. 12	@ Miami	W 102-95	45-18
Dec. 21	@ Chicago	L 103-114	14-9	Mar. 15	Denver	W 107-117	46-18
Dec. 23	Minnesota	W 118-94	15-9	Mar. 17	San Antonio	W 98-91	47-18
Dec. 26	@ LA Clippers	W 108-99	16-9	Mar. 19	LA Clippers	W 119-105	48-18
Dec. 30	Philadelphia	W 115-107	17-9	Mar. 20	@ Seattle	L 106-114	48-19
Jan. 3	@ Portland	W 108-104	18-9	Mar. 22	Milwaukee	L 92-99	48-20
Jan. 4	@ Golden State	L 99-115	18-10	Mar. 24	Seattle	W 113-96	49-20
Jan. 6	Golden State	W 135-108	19-10	Mar. 25	@ Sacramento	W 99-89	50-20
Jan. 8	@ Seattle	L 88-96	19-11	Mar. 29	Portland	L 105-109 (OT)	50-21
Jan. 9	Utah	W 108-85	20-11	Mar. 31	Sacramento	W 115-87	51-21
Jan. 11	Cleveland	W 105-93	21-11	Apr. 2	@ San Antonio	W 122-115	52-21
Jan. 13	Houston	W 116-97	22-11	Apr. 4	@ Phoenix	W 102-98	53-21
Jan. 15	Charlotte	W 128-103	23-11	Apr. 5	Miami	W 108-87	54-21
Jan. 17	@ Sacramento	W 93-78	24-11	Apr. 7	Phoenix	W 102-95	55-21
Jan. 18	Seattle	W 105-96	25-11	Apr. 11	Utah	W 110-95	56-21
Jan. 21	@ Indiana	W 120-114	26-11	Apr. 13	@ Portland	L 113-118	56-22
Jan. 22	@ Orlando	W 116-96	27-11	Apr. 15	Dallas	W 112-106	57-22
Jan. 24	@ Charlotte	W 113-93	28-11	Apr. 17	@ Golden State	L 111-118	57-23
Jan. 25	@ New Jersey	W 108-103 (OT)	29-11	Apr. 20	@ Utah	L 93-107	57-24
Jan. 27	@ Boston	W 104-87	30-11	Apr. 21	Seattle	W 103-100	58-24



# 1991-92 LOS ANGELES LAKERS



## 43-39 - 6TH IN PACIFIC DIVISION

**Head Coach:** Mike Dunleavy  
**Standing:** Terry Teagle, Sam Perkins, Vlade Divac, Elden Campbell, Keith Owens, Tony Smith  
**Seated:** A.C. Green, Chucky Brown, James Worthy, Sedale Threatt, Byron Scott, Rory Sparrow  
**Not pictured:** Demetrius Calip, Jack Haley, Cliff Robinson



### 1991-92 REGULAR SEASON STATISTICS / GAME-BY-GAME RESULTS

	G	Min.	FGM	FGA	Pct.	FTM	FTA	Pct.	REBOUNDS					SCORING						
									Off.	Def.	Tot.	Ast.	PF	Dq.	Stl.	TO	Bk.	Pts.	Avg.	Hi
Worthy	54	2108	450	1007	.447	166	204	.814	98	207	305	252	89	0	76	27	23	1075	19.9	37
Perkins	63	2332	361	803	.450	304	372	.817	192	364	556	141	192	1	64	83	62	1041	16.5	29
Threatt	82	3070	509	1041	.489	202	243	.831	43	210	253	593	231	1	168	182	16	1240	15.1	42
Scott	82	2679	460	1005	.458	244	291	.838	74	236	310	226	140	0	105	119	28	1218	14.9	31
Green	82	2902	382	803	.476	340	457	.744	306	456	762	117	141	0	91	111	36	1116	13.6	28
Divac	36	979	157	317	.495	86	112	.768	87	160	247	60	114	3	55	88	35	405	11.3	32
Teagle	82	1602	364	805	.452	151	197	.766	91	92	183	113	148	0	66	114	9	880	10.7	28
Campbell	81	1876	220	491	.448	138	223	.619	155	268	423	59	203	1	53	73	159	578	7.1	25
Smith	63	820	113	283	.399	49	75	.653	31	45	76	109	41	0	39	50	8	275	4.4	18
Brown†	36	381	55	118	.466	25	41	.610	29	47	76	23	91	0	9	27	7	135	3.8	16
Robinson	9	78	11	27	.407	7	8	.875	7	12	19	9	4	0	5	7	0	29	3.2	10
Sparrow†	42	471	57	143	.399	8	13	.615	3	24	27	79	55	0	12	31	5	124	3.0	12
Haley	49	394	31	84	.369	14	29	.483	31	64	95	7	75	0	7	25	8	76	1.6	11
Calip	7	58	4	18	.222	1	4	.250	1	4	5	12	8	0	1	5	0	11	1.6	3
Owens	20	80	9	32	.281	8	10	.800	8	7	15	3	11	0	5	2	4	26	1.3	8

DATE	OPPONENT	BOX SCORE	W / L	DATE	OPPONENT	BOX SCORE	W / L
Nov. 1	@ Houston	L 121-126	(OT) 0-1	Jan. 29	Golden State	W 112-99	26-16
Nov. 2	@ Dallas	W 114-113	(OT) 1-1	Jan. 30	@ Denver	W 106-96	27-16
Nov. 5	LA Clippers	L 109-114	(OT) 1-2	Feb. 2	Chicago	L 97-103	27-17
Nov. 8	@ Phoenix	L 85-113	1-3	Feb. 3	@ Phoenix	L 104-113	27-18
Nov. 10	Minnesota	W 96-86	2-3	Feb. 5	LA Clippers	W 100-95	28-18
Nov. 14	@ Golden State	W 115-112	3-3	Feb. 11	@ Minnesota	W 116-108	29-18
Nov. 15	Houston	W 89-74	4-3	Feb. 13	@ Utah	L 91-97	29-19
Nov. 17	Atlanta	W 111-89	5-3	Feb. 13	Washington	L 92-108	29-20
Nov. 19	Phoenix	W 103-95	6-3	Feb. 16	Boston	L 107-114	29-21
Nov. 22	San Antonio	W 98-96	7-3	Feb. 17	@ Golden State	L 100-116	29-22
Nov. 24	Milwaukee	W 102-97	8-3	Feb. 19	@ LA Clippers	L 94-125	29-23
Nov. 26	@ Orlando	W 98-87	9-3	Feb. 20	@ Seattle	L 103-105	29-24
Nov. 27	@ Miami	W 89-97	10-3	Feb. 22	Golden State	L 124-126	29-25
Nov. 29	@ Boston	L 91-114	10-4	Feb. 26	New York	W 81-68	30-25
Nov. 30	@ Philadelphia	L 93-91	11-4	Feb. 28	Cleveland	L 90-101	30-26
Dec. 3	@ Milwaukee	L 94-126	11-5	Mar. 1	Houston	L 97-105	30-27
Dec. 4	@ Charlotte	L 106-124	11-6	Mar. 3	@ Portland	L 101-105	30-28
Dec. 6	@ New Jersey	W 98-89	12-6	Mar. 4	New Jersey	W 101-92	31-28
Dec. 8	Dallas	W 103-88	13-6	Mar. 8	Detroit	L 93-98	31-29
Dec. 10	@ Sacramento	W 92-90	14-6	Mar. 10	@ New York	W 106-104	32-29
Dec. 11	Utah	L 95-101	14-7	Mar. 11	@ Atlanta	W 109-98	33-29
Dec. 15	Sacramento	W 110-94	15-7	Mar. 13	@ Cleveland	L 107-109	(OT) 33-30
Dec. 17	@ Chicago	W 102-89	16-7	Mar. 14	@ Washington	L 92-83	34-30
Dec. 19	@ Minnesota	L 85-93	16-8	Mar. 16	@ Indiana	L 85-98	34-31
Dec. 20	@ Detroit	L 93-112	16-9	Mar. 18	Portland	L 93-98	34-32
Dec. 22	Phoenix	L 88-100	16-10	Mar. 20	Minnesota	W 131-121	35-32
Dec. 25	@ LA Clippers	W 85-75	17-10	Mar. 26	Dallas	W 115-92	(OT) 36-32
Dec. 28	Portland	L 88-98	17-11	Mar. 27	@ Utah	W 103-92	37-32
Dec. 30	Golden State	L 99-114	17-12	Mar. 29	Philadelphia	W 117-88	38-32
Jan. 3	Indiana	L 87-114	17-13	Mar. 31	@ Houston	W 107-101	39-32
Jan. 5	Miami	W 123-111	18-13	Apr. 1	@ San Antonio	L 86-104	39-33
Jan. 7	@ Dallas	W 104-80	19-13	Apr. 3	Seattle	L 91-96	39-34
Jan. 8	@ San Antonio	L 87-103	19-14	Apr. 5	Phoenix	W 109-104	40-34
Jan. 10	Denver	W 102-88	20-14	Apr. 7	@ Seattle	L 88-117	40-35
Jan. 12	Orlando	W 112-99	21-14	Apr. 9	San Antonio	L 94-102	40-36
Jan. 15	Charlotte	W 95-93	22-14	Apr. 11	Utah	L 90-93	40-37
Jan. 18	@ Seattle	L 108-112	22-15	Apr. 13	Denver	W 100-93	41-37
Jan. 20	Seattle	W 116-110	23-15	Apr. 15	@ Denver	L 107-110	41-38
Jan. 21	@ Portland	L 92-131	23-16	Apr. 16	@ Sacramento	L 94-102	41-39
Jan. 23	@ Sacramento	W 108-105	24-16	Apr. 18	@ Portland	W 109-101	42-39
Jan. 24	Sacramento	W 95-92	25-16	Apr. 19	LA Clippers	W 109-108	(OT) 42-39

† Totals with Lakers only.



# 1992-93 LOS ANGELES LAKERS



## 39-43 - 5TH IN PACIFIC DIVISION

**Head Coach:** Randy Pfund  
**Standing:** Elden Campbell, Benoit Benjamin, Vlade Divac, James Edwards, Jack Haley, Alex Blackwell  
**Seated:** A.C. Green, Anthony Peeler, Tony Smith, James Worthy, Sedale Threatt, Byron Scott, Duane Cooper  
**Not pictured:** Doug Christie, Sam Perkins

### 1992-93 REGULAR SEASON STATISTICS / GAME-BY-GAME RESULTS

	G	Min.	FGM	FGA	Pct.	FTM	FTA	Pct.	REBOUNDS					SCORING						
									Off.	Def.	Tot.	Ast.	PF	Dq.	Stl.	TO	Blk.	Pts.	Avg.	Hi
Threatt	82	2893	522	1028	.508	177	215	.823	47	226	273	564	248	1	142	173	11	1235	15.1	32
Worthy	82	2359	510	1142	.447	171	211	.810	73	174	247	278	87	0	92	137	27	1221	14.9	30
Scott	58	1677	296	659	.449	156	184	.848	27	107	134	157	98	0	55	70	13	792	13.7	29
Perkins*	49	1589	242	527	.459	184	222	.829	111	268	379	128	139	0	40	76	51	673	13.7	26
Green	82	2819	379	706	.537	277	375	.739	287	424	711	116	149	0	88	116	39	1051	12.8	30
Divac	82	2525	397	819	.485	235	341	.689	220	509	729	232	311	7	128	214	140	1050	12.8	28
Peeler	77	1656	297	634	.468	162	206	.786	64	115	179	166	193	0	60	123	14	802	10.4	25
Campbell	79	1551	238	520	.458	130	204	.637	127	205	332	48	165	0	59	69	100	606	7.7	21
Edwards	52	617	122	270	.452	84	118	.712	30	70	100	41	122	0	10	51	7	328	6.3	17
Christie	23	332	45	106	.425	50	66	.758	24	27	51	53	53	0	22	50	5	142	6.2	17
Smith	55	752	133	275	.484	62	82	.756	46	41	87	63	72	1	50	40	7	330	6.0	20
Benjamin†	28	306	62	108	.481	22	37	.595	24	72	96	10	61	0	14	36	13	126	4.5	17
Cooper	65	645	62	158	.392	25	35	.714	13	37	50	150	66	0	18	69	2	156	2.4	9
Blackwell	27	109	14	42	.333	6	8	.750	10	13	23	7	14	0	4	5	2	34	1.3	8

DATE	OPPONENT	BOX SCORE	W / L	DATE	OPPONENT	BOX SCORE	W / L
Nov. 6	@ LA Clippers	W 114-112 (OT)	1-0	Jan. 31	@ Boston	W 96-87	22-20
Nov. 8	Sacramento	L 114-124	1-1	Feb. 2	Orlando	L 97-110	22-21
Nov. 10	@ Golden State	W 107-106	2-1	Feb. 4	Utah	W 114-110	23-21
Nov. 12	@ Seattle	L 102-114	2-2	Feb. 5	@ Phoenix	L 104-132	23-22
Nov. 13	LA Clippers	L 98-124	2-3	Feb. 8	Dallas	W 108-100 (OT)	24-22
Nov. 15	Golden State	W 105-102	3-3	Feb. 10	Denver	W 111-102	25-22
Nov. 20	Chicago	W 120-118	4-3	Feb. 14	Atlanta	W 135-96	26-22
Nov. 22	Denver	W 119-107	5-3	Feb. 18	@ Portland	L 103-105	26-23
Nov. 25	New Jersey	L 98-100	5-4	Feb. 24	@ Sacramento	W 104-99	27-23
Nov. 27	@ Portland	W 98-90	6-4	Feb. 26	Cleveland	L 102-114	27-24
Nov. 29	Dallas	W 114-85	7-4	Feb. 28	LA Clippers	W 124-112	28-24
Dec. 1	@ Sacramento	L 110-117	7-5	Mar. 2	@ Denver	L 115-127	28-25
Dec. 3	@ Houston	W 95-89	8-5	Mar. 3	@ Golden State	W 117-111	29-25
Dec. 4	@ Phoenix	L 93-103	8-6	Mar. 5	Philadelphia	W 101-97 (OT)	30-25
Dec. 6	Minnesota	W 107-85	9-6	Mar. 7	Charlotte	L 101-105	30-26
Dec. 9	Portland	W 124-111	10-6	Mar. 9	@ Detroit	W 123-121	31-26
Dec. 11	Washington	W 118-93	11-6	Mar. 10	@ New York	L 104-110	31-27
Dec. 13	Milwaukee	W 114-96	12-6	Mar. 12	@ Philadelphia	W 101-95	32-27
Dec. 15	@ San Antonio	W 107-101	13-6	Mar. 14	@ Atlanta	L 107-117	32-28
Dec. 16	@ Dallas	L 95-102	13-7	Mar. 15	@ San Antonio	W 92-87	33-28
Dec. 18	Phoenix	L 100-116	13-8	Mar. 17	San Antonio	L 100-101	33-29
Dec. 19	@ Denver	W 92-86	14-8	Mar. 19	Boston	L 119-129	33-30
Dec. 23	Seattle	L 79-80	14-9	Mar. 21	Detroit	L 101-106	33-31
Dec. 26	San Antonio	L 92-104	14-10	Mar. 24	Phoenix	W 105-102	33-32
Dec. 28	@ Miami	W 96-107	14-11	Mar. 26	New York	L 95-105	33-33
Dec. 30	@ Orlando	W 96-93	15-11	Mar. 28	Indiana	W 92-90	34-33
Jan. 2	@ Cleveland	L 91-106	15-12	Mar. 30	@ LA Clippers	L 93-101	34-34
Jan. 3	@ Milwaukee	L 101-109	15-13	Mar. 31	Minnesota	L 113-126	34-35
Jan. 5	@ Chicago	W 91-88	16-13	Apr. 4	Utah	L 99-111	34-36
Jan. 6	@ Minnesota	W 98-78	17-13	Apr. 6	@ Phoenix	L 114-115	34-37
Jan. 8	Sacramento	W 93-90	18-13	Apr. 8	@ Golden State	L 116-122	34-38
Jan. 10	Miami	L 89-101	18-14	Apr. 9	Portland	L 105-109	34-39
Jan. 14	@ LA Clippers	L 102-105	18-15	Apr. 11	Seattle	W 98-96	35-39
Jan. 15	Portland	W 99-96	19-15	Apr. 13	@ Houston	L 107-126	35-40
Jan. 18	Houston	L 90-110	19-17	Apr. 14	@ Dallas	W 112-99	36-40
Jan. 20	Seattle	L 101-111	19-17	Apr. 16	Houston	L 84-100	36-41
Jan. 22	@ Utah	94-98	19-18	Apr. 18	@ Golden State	W 115-112	37-41
Jan. 24	@ Washington	L 112-110 (OT)	20-18	Apr. 20	@ Minnesota	W 107-95	38-41
Jan. 26	@ New Jersey	L 91-106	20-19	Apr. 21	@ Utah	L 102-113	38-42
Jan. 28	@ Indiana	L 110-127	20-20	Apr. 23	@ Seattle	L 93-122	38-43
Jan. 29	@ Charlotte	W 123-108	21-20	Apr. 24	Sacramento	W 125-107	39-43





# 1993-94 LOS ANGELES LAKERS



## 33-49 - 5TH IN PACIFIC DIVISION

**Head Coach:** Randy Pfund, Bill Bertka, Earvin Johnson  
**Standing:** Antonio Harvey, Dan Schayes, Wade Divac, Elden Campbell, James Edwards, Sam Bowie, Kurt Rambis  
**Seated:** Nick Van Exel, George Lynch, Anthony Peeler, Tony Smith, James Worthy, Sedale Threatt, Doug Christie, Reggie Jordan  
**Not pictured:** Trevor Wilson



### 1993-94 REGULAR SEASON STATISTICS / GAME-BY-GAME RESULTS

	G	Min.	FGM	FGA	Pct.	FTM	FTA	Pct.	REBOUNDS		PF	Dq.	Stl.	TO	Blk.	SCORING				
									Off.	Def.						Tot.	Ast.	Pts.	Avg.	Hi
Divac	79	2685	453	895	.506	208	303	.686	282	569	851	307	288	5	32	191	1123	14.2	33	
Peeler	30	923	176	409	.430	57	71	.803	48	61	109	94	93	0	43	59	8	423	14.1	28
Van Exel	81	2700	413	1049	.394	150	192	.781	47	91	238	466	154	1	85	145	8	1099	13.6	31
Campbell	76	2253	373	808	.462	188	273	.689	167	352	519	86	241	2	64	98	146	934	12.3	29
Threatt	81	2278	411	852	.482	138	155	.890	28	125	153	344	186	1	110	106	19	965	11.9	32
Christie	65	1515	244	562	.434	145	208	.697	93	142	235	136	186	2	89	140	28	672	10.3	33
Worthy	80	1597	340	838	.406	100	135	.741	48	133	181	154	80	0	45	97	18	812	10.2	31
Wilson*	5	126	19	39	.487	13	25	.520	12	16	28	12	17	0	5	6	1	51	10.2	16
Lynch	71	1762	291	573	.508	99	166	.596	220	190	410	96	177	1	102	87	27	681	9.6	30
Bowie	25	556	75	172	.436	72	83	.867	27	104	131	47	65	0	4	43	28	223	8.9	21
Smith	73	1617	272	617	.441	85	119	.714	106	89	195	148	128	1	59	76	14	645	8.8	25
Jordan	23	259	44	103	.427	35	51	.686	46	21	67	26	26	0	14	5	125	5.4	28	
Edwards	45	469	78	168	.464	54	79	.684	11	54	65	22	90	0	4	30	3	210	4.7	16
Rambis	50	635	59	114	.518	46	71	.648	84	105	189	32	89	0	22	25	23	164	3.3	13
Schayes†	13	133	14	38	.368	8	10	.800	15	19	34	8	18	0	5	9	2	36	2.8	11
Harvey	27	247	29	79	.367	12	26	.462	26	33	59	5	39	0	8	17	19	70	2.6	16

DATE	OPPONENT	BOX SCORE	W / L	DATE	OPPONENT	BOX SCORE	W / L
Nov. 5	@ Phoenix	W 116-108	1-0	Feb. 3	@ Houston	L 88-99	14-28
Nov. 6	@ Seattle	L 101-129	1-1	Feb. 4	@ Dallas	W 95-87	15-28
Nov. 9	Portland	L 102-109	1-2	Feb. 6	Utah	W 107-90	16-28
Nov. 10	@ Sacramento	L 101-112	1-3	Feb. 8	Phoenix	W 107-104	17-28
Nov. 12	Denver	L 84-113	1-4	Feb. 9	@ Utah	W 103-96	18-28
Nov. 14	Cleveland	W 107-100	2-4	Feb. 10	Sacramento	L 84-103	18-29
Nov. 16	LA Clippers	W 116-114 (2OT)	3-4	Feb. 15	LA Clippers	L 89-100	18-30
Nov. 18	@ Golden State	L 76-103	3-5	Feb. 18	@ Phoenix	L 96-113	18-31
Nov. 19	Chicago	L 86-88	3-6	Feb. 20	Philadelphia	W 107-95	19-31
Nov. 21	@ New Jersey	L 102-105	3-7	Feb. 24	@ Sacramento	L 90-102	19-32
Nov. 23	@ Atlanta	L 94-103	3-8	Feb. 25	San Antonio	L 110-126	19-33
Nov. 24	@ Charlotte	L 124-141	3-9	Feb. 27	Boston	W 100-97	20-33
Nov. 26	@ Indiana	W 102-100	4-9	Mar. 2	@ Chicago	W 97-89	21-33
Nov. 27	@ Minnesota	W 96-92	5-9	Mar. 4	@ Boston	L 99-109	21-34
Dec. 1	Dallas	W 124-91	6-9	Mar. 5	@ Washington	L 118-124	21-35
Dec. 4	@ LA Clippers	W 109-102	7-9	Mar. 7	@ Milwaukee	W 106-84	22-35
Dec. 5	Minnesota	L 99-101	7-10	Mar. 10	Dallas	W 106-101	23-35
Dec. 7	New York	L 78-92	7-11	Mar. 13	@ Minnesota	W 90-88	24-35
Dec. 10	@ Portland	L 99-117	7-12	Mar. 14	@ Utah	L 101-102	24-36
Dec. 12	Golden State	L 97-100	7-13	Mar. 16	Washington	W 129-94	25-36
Dec. 14	@ Detroit	W 99-93	8-13	Mar. 18	New Jersey	L 90-102	25-37
Dec. 16	@ New York	L 85-108	8-14	Mar. 20	Oriando	W 97-91	26-37
Dec. 17	@ Philadelphia	L 94-105	8-15	Mar. 21	Milwaukee	W 84-81	27-37
Dec. 19	@ Cleveland	L 92-122	8-16	Mar. 23	@ Dallas	W 112-109	28-37
Dec. 21	@ Oriando	W 109-102	9-16	Mar. 24	@ Houston	L 107-113	28-38
Dec. 23	@ Miami	L 92-109	9-17	Mar. 27	Milwaukee	W 110-101	29-38
Dec. 26	Houston	L 93-118	9-18	Mar. 29	Minnesota	W 91-89	30-38
Dec. 29	Seattle	L 92-99	9-19	Mar. 31	@ Seattle	L 92-95	30-39
Jan. 2	@ San Antonio	L 92-94	9-20	Apr. 1	Houston	W 101-88	31-39
Jan. 4	@ Denver	W 119-118	10-20	Apr. 3	Atlanta	W 102-89	32-39
Jan. 5	@ Sacramento	L 98-106	10-21	Apr. 6	Sacramento	W 128-123 (OT)	33-39
Jan. 7	LA Clippers	W 111-108	11-21	Apr. 8	Denver	L 99-112	33-40
Jan. 9	San Antonio	L 89-95	11-22	Apr. 9	@ Portland	L 104-112	33-41
Jan. 11	Golden State	L 117-122	11-23	Apr. 12	Golden State	L 117-126	33-42
Jan. 14	Charlotte	L 122-130	11-24	Apr. 13	@ Phoenix	L 86-117	33-43
Jan. 18	@ Seattle	L 88-103	11-25	Apr. 15	Portland	L 100-105	33-44
Jan. 20	Phoenix	W 107-102	12-25	Apr. 16	@ LA Clippers	L 103-108	33-45
Jan. 21	@ Portland	L 93-111	12-26	Apr. 19	@ Denver	L 98-105	33-46
Jan. 26	Indiana	W 103-99	13-26	Apr. 20	Seattle	L 90-112	33-47
Jan. 28	Detroit	W 105-97	14-26	Apr. 23	@ Golden State	L 91-126	33-48
Feb. 1	@ San Antonio	L 97-112	14-27	Apr. 24	Utah	L 97-103	33-49

\* Finished season with another team. † Totals with Lakers only.



# 1994-95 LOS ANGELES LAKERS



## 48-34 - 3RD IN PACIFIC DIVISION

**Head Coach:** Del Harris  
**Standing:** Cedric Ceballos, Elden Campbell, Sam Bowie, Vlade Divac, Antonio Harvey, Anthony Miller, Kurt Rambis  
**Seated:** Eddie Jones, Tony Smith, Anthony Peeler, Nick Van Exel, Sedale Threatt, Lloyd Daniels  
**Not pictured:** Lester Conner, Randolph Keys, George Lynch

### 1994-95 REGULAR SEASON STATISTICS / GAME-BY-GAME RESULTS

	G	Min.	FGM	FGA	Pct.	FTM	FTA	Pct.	REBOUNDS				SCORING							
									Off.	Def.	Tot.	Ast.	Pf	Dq.	Stl.	To	Blk.	Pts.	Avg.	Hi
Ceballos	58	2029	497	977	.509	209	292	.716	169	295	464	105	131	1	60	143	19	1261	21.7	50
Van Exel	80	2944	465	1107	.420	235	300	.783	27	196	223	660	157	0	97	220	6	1348	16.9	40
Divac	80	2807	485	957	.507	297	382	.777	261	568	829	329	305	8	109	205	174	1277	16.0	30
Jones	64	1981	342	744	.460	122	169	.722	79	170	249	128	175	1	131	75	41	897	14.0	31
Campbell	73	2076	360	785	.459	193	290	.666	168	277	445	92	246	4	69	98	132	913	12.5	32
Peeler	73	1559	285	659	.432	102	128	.797	62	106	168	122	143	1	52	82	13	756	10.4	27
Threatt	59	1384	217	437	.497	88	111	.793	21	103	124	248	139	1	54	70	12	558	9.5	38
Daniels†	25	541	71	182	.390	20	25	.800	27	29	56	36	40	0	20	23	10	185	7.4	22
Lynch	56	953	138	295	.468	62	86	.721	75	109	184	62	86	0	51	73	10	341	6.1	21
Smith	61	1024	132	309	.427	44	63	.698	43	64	107	102	111	0	46	50	7	340	5.6	19
Bowie	67	1225	118	267	.442	68	89	.764	72	216	288	118	182	4	21	91	80	306	4.6	19
Miller	46	527	70	132	.530	47	76	.618	67	85	152	35	77	2	20	38	7	189	4.1	18
Keys	6	83	9	26	.346	2	2	1.000	6	11	17	2	16	0	1	2	2	20	3.3	10
Harvey	59	572	77	176	.438	24	45	.533	39	63	102	23	87	0	15	25	41	179	3.0	18
Rambis	26	195	18	35	.514	8	12	.667	10	24	34	16	35	0	3	8	9	44	1.7	9
Conner	2	5	0	0	---	2	2	1.000	0	0	0	0	3	0	1	0	0	2	1.0	2

DATE	OPPONENT	BOX SCORE	W / L	DATE	OPPONENT	BOX SCORE	W / L
Nov. 4	@ Detroit	W 115-98	1-0	Feb. 3	Denver	L 74-88	26-16
Nov. 5	@ Milwaukee	L 96-97	1-1	Feb. 4	@ L.A. Clippers	W 121-118	27-16
Nov. 8	@ New York	L 113-117	1-2	Feb. 7	@ Denver	W 85-83	28-16
Nov. 9	@ Minnesota	W 122-99	2-2	Feb. 8	San Antonio	W 115-99	29-16
Nov. 11	Denver	L 117-124 (OT)	2-3	Feb. 15	Seattle	W 102-96	30-16
Nov. 12	@ Golden State	L 99-121	2-4	Feb. 16	@ Sacramento	L 82-98	30-17
Nov. 15	@ L.A. Clippers	W 102-92	3-4	Feb. 19	Portland	W 93-83	31-17
Nov. 16	New York	L 89-110	3-5	Feb. 20	@ Seattle	W 108-105	32-17
Nov. 18	Cleveland	W 82-80	4-5	Feb. 22	Philadelphia	W 112-100	33-17
Nov. 23	Dallas	W 118-106	5-5	Feb. 24	Charlotte	W 95-93 (OT)	34-17
Nov. 25	@ Atlanta	W 92-87	6-5	Feb. 25	@ L.A. Clippers	L 81-83	34-18
Nov. 26	@ Washington	W 112-96	7-5	Feb. 27	Utah	L 95-101	34-19
Nov. 29	@ New Jersey	W 129-120 (2OT)	8-5	Mar. 1	Phoenix	L 93-101	34-20
Nov. 30	@ Cleveland	L 79-117	8-6	Mar. 3	Sacramento	W 109-104 (2OT)	35-20
Dec. 2	Houston	W 107-89	9-6	Mar. 5	Minnesota	W 105-102	36-20
Dec. 6	Golden State	W 113-101	10-6	Mar. 7	@ Miami	L 104-110	36-21
Dec. 9	L.A. Clippers	L 84-109	10-7	Mar. 8	L 110-114	36-22	
Dec. 10	@ Utah	W 120-113	11-7	Mar. 10	@ Minnesota	L 103-109	36-23
Dec. 13	@ Dallas	W 115-108	12-7	Mar. 11	@ Chicago	W 108-105	37-23
Dec. 15	@ Houston	W 97-94	13-7	Mar. 13	Indiana	W 93-91	38-23
Dec. 17	@ San Antonio	L 102-116	13-8	Mar. 15	@ Golden State	L 108-119	38-24
Dec. 20	Minnesota	W 108-95	14-8	Mar. 17	Boston	L 92-118	38-25
Dec. 23	Sacramento	W 100-89	15-8	Mar. 19	Sacramento	W 121-116	39-25
Dec. 27	@ Golden State	L 105-129	15-9	Mar. 22	Portland	W 121-114	40-25
Dec. 29	Seattle	W 96-95	16-9	Mar. 24	Washington	W 113-103	41-25
Dec. 30	@ Phoenix	W 127-112	17-9	Mar. 26	Houston	W 107-96	42-25
Jan. 3	Detroit	W 105-96	18-9	Mar. 28	@ Houston	W 106-96	43-25
Jan. 6	Milwaukee	W 106-98	19-9	Mar. 29	@ San Antonio	L 84-107	43-26
Jan. 8	Miami	W 122-105	20-9	Mar. 31	Atlanta	W 121-107	44-26
Jan. 9	@ Portland	L 83-129	20-10	Apr. 2	Orlando	W 119-112	45-26
Jan. 11	Phoenix	L 108-118	20-11	Apr. 4	@ Denver	W 104-101	46-26
Jan. 13	Golden State	W 115-104	21-11	Apr. 5	@ Dallas	L 111-130	46-27
Jan. 16	L.A. Clippers	W 96-88	22-11	Apr. 7	Utah	W 113-90	47-27
Jan. 18	@ Indiana	L 105-106	22-12	Apr. 9	San Antonio	L 87-101	47-28
Jan. 20	@ Boston	W 120-118	23-12	Apr. 11	@ Utah	L 93-100	47-29
Jan. 21	@ Philadelphia	L 113-117 (OT)	23-13	Apr. 12	@ Sacramento	L 99-109	47-30
Jan. 23	@ Charlotte	W 108-102	24-13	Apr. 15	@ Phoenix	L 114-119	47-31
Jan. 25	New Jersey	W 120-116 (OT)	25-13	Apr. 16	Dallas	W 125-111	48-31
Jan. 28	@ Seattle	W 128-121 (OT)	26-13	Apr. 18	Seattle	L 97-113	48-32
Jan. 31	Chicago	L 115-119	26-14	Apr. 20	@ Portland	L 97-111	48-33
Feb. 1	@ Phoenix	L 109-118	26-15	Apr. 22	Portland	L 104-109	48-34



# 1995-96 LOS ANGELES LAKERS



## 53-29 - 2ND IN PACIFIC DIVISION

**Head Coach:** Del Harris  
**Standing:** Fred Roberts, Earvin Johnson, Elden Campbell, Vlade Divac, Corie Blount, Anthony Miller, Derek Strong  
**Seated:** George Lynch, Eddie Jones, Anthony Peeler, Nick Van Exel, Frankie King, Sedale Threatt, Cedric Ceballos



### 1995-96 REGULAR SEASON STATISTICS / GAME-BY-GAME RESULTS

	G	Min.	FGM	FGA	Pct.	FTM	FTA	Pct.	REBOUNDS					SCORING						
									Off.	Def.	Tot.	Ast.	PF	Dq.	Stl.	TO	Bk.	Pts.	Avg.	Hi
Ceballos	78	2628	638	1203	.530	329	409	.804	215	321	536	119	144	0	94	167	22	1656	21.2	38
Van Exel	74	2513	396	950	.417	183	204	.799	29	152	181	509	115	0	70	156	10	1039	14.9	30
Johnson	32	958	137	294	.466	172	201	.856	40	143	183	220	48	0	26	103	13	468	14.6	30
Campbell	82	2699	447	888	.503	249	349	.713	162	461	623	181	300	4	88	137	212	1143	13.9	29
Divac	79	2470	414	807	.513	189	295	.641	198	481	679	261	274	5	76	199	131	1020	12.9	29
Jones	70	2184	337	685	.492	136	184	.739	45	188	233	246	162	0	129	99	45	893	12.8	27
Peeler	73	1608	272	602	.452	61	86	.709	45	92	137	118	139	0	59	56	10	710	9.7	25
Threatt	82	1687	241	526	.458	54	71	.761	20	75	95	269	178	0	68	74	11	596	7.3	27
Lynch	76	1012	117	272	.430	53	80	.663	82	127	209	51	106	0	47	40	10	291	3.8	14
Roberts	33	317	48	97	.495	22	28	.786	18	29	47	26	24	0	16	24	4	122	3.7	19
Strong	63	746	72	169	.426	69	85	.812	60	118	178	32	80	1	18	20	12	214	3.4	16
Blount	57	715	79	167	.473	25	44	.568	69	101	170	42	109	2	25	47	35	183	3.2	11
Miller	27	123	15	35	.429	6	10	.600	11	14	25	4	19	0	4	8	1	36	1.3	6
King	6	20	3	11	.273	1	3	.333	1	1	2	2	4	0	2	2	0	7	1.2	3

DATE	OPPONENT	BOX SCORE	W / L	DATE	OPPONENT	BOX SCORE	W / L
Nov. 3	Denver	W 98-96	1-0	Jan. 27	@ New Jersey	W 100-98	24-18
Nov. 4	@ Seattle	L 89-103	1-1	Jan. 30	Golden State	W 128-118	25-18
Nov. 7	@ Minnesota	L 92-93	1-2	Feb. 2	Chicago	L 84-99	25-19
Nov. 8	@ Utah	L 98-108	1-3	Feb. 4	Utah	W 110-103	26-19
Nov. 10	Seattle	W 100-97	2-3	Feb. 6	@ Denver	W 99-78	27-19
Nov. 11	@ Golden State	L 105-123	2-4	Feb. 7	New Jersey	W 106-96	28-19
Nov. 14	@ Sacramento	W 106-100	3-4	Feb. 14	Atlanta	W 87-86	29-19
Nov. 15	Dallas	W 114-97	4-4	Feb. 16	Dallas	W 119-114	30-19
Nov. 17	@ Vancouver	W 114-91	5-4	Feb. 20	L.A. Clippers	W 121-104	31-19
Nov. 19	L.A. Clippers	W 109-88	6-4	Feb. 21	@ L.A. Clippers	W 112-108	32-19
Nov. 21	Portland	L 108-109	6-5	Feb. 23	@ Dallas	W 114-88	33-19
Nov. 24	Sacramento	L 98-99	6-6	Feb. 24	@ Houston	L 94-96	33-20
Nov. 25	@ Phoenix	L 113-114	6-7	Feb. 26	New York	W 114-96	34-20
Nov. 29	Phoenix	W 107-96	7-7	Feb. 28	@ Vancouver	W 99-80	35-20
Dec. 1	Vancouver	W 113-100	8-7	Mar. 1	Washington	W 100-95	36-20
Dec. 3	Indiana	W 104-96	9-7	Mar. 3	Houston	L 107-111	36-21
Dec. 5	@ San Antonio	L 87-117	9-8	Mar. 7	@ Sacramento	W 102-89	37-21
Dec. 6	@ Houston	L 99-112	9-9	Mar. 8	@ Phoenix	W 119-97	38-21
Dec. 8	Toronto	W 102-103	10-9	Mar. 12	Portland	L 99-105	38-22
Dec. 10	Detroit	W 87-82	11-9	Mar. 14	@ Golden State	W 106-103	39-22
Dec. 12	@ New York	L 82-97	11-10	Mar. 15	Milwaukee	W 117-95	40-22
Dec. 13	@ Detroit	W 101-98	12-10	Mar. 17	Orlando	L 97-98	40-23
Dec. 15	@ Washington	W 114-122	12-11	Mar. 19	Seattle	W 94-71	41-23
Dec. 16	@ Chicago	L 88-108	12-12	Mar. 21	@ Seattle	L 93-104	41-24
Dec. 19	@ Milwaukee	W 109-105	13-12	Mar. 24	Charlotte	L 94-103	41-25
Dec. 20	@ Indiana	L 98-109	13-13	Mar. 26	@ Orlando	W 113-91	42-25
Dec. 22	Sacramento	W 116-83	14-13	Mar. 27	@ Miami	W 106-95	43-25
Dec. 23	@ Portland	W 102-99	15-13	Mar. 29	@ Atlanta	W 102-89	44-25
Dec. 26	Boston	W 102-91	16-13	Mar. 31	@ Toronto	W 111-106	45-25
Dec. 28	San Antonio	L 99-107	16-14	Apr. 2	@ Charlotte	L 97-102	45-26
Dec. 30	@ Utah	L 82-99	16-15	Apr. 3	@ Cleveland	L 89-105	45-27
Jan. 2	Philadelphia	L 89-90	16-16	Apr. 5	Vancouver	W 104-94	46-27
Jan. 5	Utah	W 116-100	17-16	Apr. 7	San Antonio	L 107-97	47-27
Jan. 7	Denver	L 93-96	17-17	Apr. 9	@ Denver	L 91-98	47-28
Jan. 9	Minnesota	W 106-104	18-17	Apr. 10	@ Minnesota	W 111-90	48-28
Jan. 12	Houston	W 101-100	19-17	Apr. 12	Golden State	W 94-81	49-28
Jan. 15	Miami	W 96-88	20-17	Apr. 14	Phoenix	W 118-114	50-28
Jan. 19	@ L.A. Clippers	W 106-100	21-17	Apr. 16	@ Dallas	W 113-95	51-28
Jan. 20	Cleveland	L 82-93	21-18	Apr. 18	@ San Antonio	L 100-103	51-29
Jan. 24	@ Boston	W 124-107	22-18	Apr. 20	Minnesota	W 106-82	52-29
Jan. 26	@ Philadelphia	W 100-88	23-18	Apr. 21	@ Portland	W 92-88	53-29





# 1996-97 LOS ANGELES LAKERS

## 56-26 - 2ND IN PACIFIC DIVISION



**Head Coach:** Del Harris  
**Standing:** Jerome Kersey, Trevor Wilson, Corie Blount, Elden Campbell, Shaquille O'Neal, Travis Knight, Sean Rooks, Cedric Ceballos, Eddie Jones  
**Seated:** Kobe Bryant, Rumeal Robinson, Nick Van Exel, Derek Fisher, Byron Scott  
**Not pictured:** Robert Horry, Joe Kleine, Larry Krystowiak, George McCloud

### 1996-97 REGULAR SEASON STATISTICS / GAME-BY-GAME RESULTS

	G	Min.	FGM	FGA	Pct.	FTM	FTA	Pct.	REBOUNDS				PF	Dq.	Stl.	TO	Blk.	SCORING		
									Off.	Def.	Tot.	Ast.						Pts.	Avg.	Hi
O'Neal	51	1941	552	991	.557	232	479	.484	195	445	640	159	180	2	46	146	147	1336	26.2	42
Jones	80	2998	473	1081	.438	276	337	.819	90	236	326	270	226	3	189	169	49	1374	17.2	34
Van Exel	79	2937	432	1075	.402	165	200	.825	44	182	226	672	110	0	75	212	10	1206	15.3	37
Campbell	77	2516	442	942	.469	263	370	.711	207	408	615	126	276	6	46	130	117	1148	14.9	40
Ceballos*	8	279	34	83	.410	13	15	.867	11	42	53	15	19	0	5	17	6	86	10.8	22
Horry†	22	676	75	165	.455	28	40	.700	28	90	118	56	72	1	38	26	29	203	9.2	15
Bryant	71	1103	176	422	.417	136	166	.819	47	85	132	91	102	0	49	112	23	539	7.6	24
Kersey	70	1766	194	449	.432	71	118	.602	112	251	363	89	219	0	119	74	49	476	6.8	16
Scott	79	1440	163	379	.430	127	151	.841	21	97	118	99	72	0	46	53	16	526	6.7	19
Knight	71	1156	140	275	.509	62	100	.620	130	189	319	39	170	2	31	49	58	342	4.8	19
Blount	58	1009	92	179	.514	56	83	.675	113	163	276	35	121	2	22	50	26	241	4.2	17
McCloud†	23	286	34	96	.354	6	9	.667	7	29	36	17	20	0	9	9	0	95	4.1	16
Fisher	80	3211	104	262	.397	79	120	.658	25	72	97	119	87	0	41	71	5	309	3.9	21
Rooks	69	735	87	185	.470	91	130	.700	56	107	163	42	123	1	17	51	38	265	3.8	20
Robinson*	15	126	17	48	.354	5	8	.625	5	8	10	13	12	0	5	11	2	45	3.0	10
Krystowiak	3	11	1	2	.500	1	2	.500	2	3	5	3	3	0	2	1	0	3	1.0	3
Kleine*	8	30	2	8	.250	2	2	1.000	2	7	9	0	6	0	0	0	0	6	0.8	2

DATE	OPPONENT	BOX SCORE	W / L	DATE	OPPONENT	BOX SCORE	W / L
Nov. 1	Phoenix	W 96-82	1-0	Jan. 24	Golden State	W 114-97	30-12
Nov. 3	Minnesota	W 91-85	2-0	Jan. 26	@ Seattle	W 104-103	31-12
Nov. 5	@ New York	W 98-92	3-0	Jan. 28	@ Dallas	W 102-83	32-12
Nov. 6	@ Charlotte	L 78-88	3-1	Jan. 29	@ San Antonio	W 99-92	33-12
Nov. 8	@ Toronto	L 92-93	3-2	Feb. 2	Washington	W 129-99	34-12
Nov. 10	Atlanta	W 92-85	4-2	Feb. 4	@ L.A. Clippers	L 86-108	34-13
Nov. 12	@ Houston	W 126-115 (OT)	5-2	Feb. 5	Chicago	W 106-90	35-13
Nov. 13	@ San Antonio	L 83-95	5-3	Feb. 12	@ Minnesota	W 103-84	36-13
Nov. 15	L.A. Clippers	W 107-100	6-3	Feb. 13	@ Denver	W 132-117	37-13
Nov. 17	@ Phoenix	W 102-88	7-3	Feb. 16	Seattle	L 91-102	37-14
Nov. 19	@ Golden State	W 112-109	8-3	Feb. 19	Cleveland	L 84-103	37-15
Nov. 20	Utah	L 97-113	8-4	Feb. 21	Vancouver	W 99-91	38-15
Nov. 22	San Antonio	W 96-86	9-4	Feb. 23	New York	L 121-127 (OT)	38-16
Nov. 24	Houston	L 85-90	9-5	Feb. 25	@ Houston	L 96-100	38-17
Nov. 26	@ Philadelphia	W 100-88	10-5	Feb. 27	@ Washington	W 122-107	39-17
Nov. 27	@ Boston	L 94-110	10-6	Feb. 28	@ Atlanta	L 75-86	39-18
Nov. 29	@ Detroit	W 84-76	11-6	Mar. 2	@ Indiana	L 85-101	39-19
Dec. 1	Denver	W 104-96	12-6	Mar. 4	@ Dallas	W 102-92	40-19
Dec. 3	Seattle	W 110-106	13-6	Mar. 7	Houston	L 90-111	40-20
Dec. 4	@ Utah	L 75-101	13-7	Mar. 9	New Jersey	W 115-105	41-20
Dec. 6	Orlando	W 92-81	14-7	Mar. 12	Golden State	W 109-101	42-20
Dec. 8	Minnesota	W 110-86	15-7	Mar. 14	L.A. Clippers	W 95-97	42-21
Dec. 10	@ Sacramento	W 92-90	16-7	Mar. 16	Toronto	W 98-90 (OT)	43-21
Dec. 11	Indiana	W 79-76	17-7	Mar. 17	@ Denver	W 113-94	44-21
Dec. 13	Portland	W 120-119 (OT)	18-7	Mar. 20	@ Cleveland	W 89-76	45-21
Dec. 17	@ Chicago	L 123-129 (OT)	18-8	Mar. 21	@ Miami	W 97-98	45-22
Dec. 18	@ Milwaukee	W 111-105	19-8	Mar. 23	@ Orlando	L 84-110	45-23
Dec. 21	@ Minnesota	L 88-103	19-9	Mar. 24	@ New Jersey	W 109-84	46-23
Dec. 25	@ Phoenix	W 108-87	20-9	Mar. 26	Milwaukee	W 106-84	47-23
Dec. 27	Boston	W 109-102	21-9	Mar. 27	@ Vancouver	W 102-98 (OT)	48-23
Dec. 29	Philadelphia	W 115-102	22-9	Apr. 1	@ Seattle	W 99-97	49-23
Jan. 2	@ Sacramento	W 90-83	23-9	Apr. 2	Denver	W 110-85	50-23
Jan. 3	Sacramento	W 100-93	24-9	Apr. 4	San Antonio	L 83-94	50-24
Jan. 5	@ Vancouver	W 95-82	25-9	Apr. 6	Dallas	W 87-80	51-24
Jan. 6	@ Portland	L 84-88	25-10	Apr. 8	@ Golden State	W 105-85	52-24
Jan. 8	Charlotte	W 101-97	26-10	Apr. 9	@ Utah	L 89-110	52-25
Jan. 10	Miami	W 94-85	27-10	Apr. 11	Phoenix	W 114-98	53-25
Jan. 14	Vancouver	W 91-81	28-10	Apr. 13	Utah	W 100-98	54-25
Jan. 16	Portland	L 98-102	28-11	Apr. 17	Sacramento	W 108-99	55-25
Jan. 18	Detroit	L 97-100 (2OT)	28-12	Apr. 18	@ L.A. Clippers	W 123-95	56-25
Jan. 20	Dallas	W 109-99	29-12	Apr. 20	@ Portland	L 96-100	56-26



# 1997-98 LOS ANGELES LAKERS



## 61-21 - 2ND IN PACIFIC DIVISION

**Head Coach:** Del Harris  
**Standing:** Robert Horry, Corie Blount,  
 Shaquille O'Neal, Sean Rooks,  
 Elden Campbell, Mario Bennett  
**Seated:** Nick Van Exel, Eddie Jones, Kobe Bryant,  
 Rick Fox, Jon Barry, Shea Seals,  
 Derek Fisher



### 1997-98 REGULAR SEASON STATISTICS / GAME-BY-GAME RESULTS

	G	Min.	FGM	FGA	Pct.	FTM	FTA	Pct.	REBOUNDS			Dq.	Stl.	TO	Blk.	SCORING				
									Off.	Def.	Tot.					Ast.	Pts.	Avg.	Hi	
O'Neal	60	2175	670	1147	.584	359	681	.527	208	473	681	142	193	1	39	175	144	1699	28.3	50
Jones	80	2910	486	1005	.484	234	306	.765	85	217	302	246	164	0	160	148	55	1349	16.9	35
Bryant	79	2056	391	913	.428	363	457	.794	79	163	242	199	180	1	74	157	40	1220	15.4	33
Van Exel	64	2053	311	743	.419	136	172	.791	31	163	194	442	120	0	64	104	6	881	13.8	35
Fox	82	2709	363	771	.471	171	230	.743	78	280	358	276	309	4	100	201	48	983	12.0	31
Horry	81	1784	289	624	.463	237	342	.693	143	312	455	78	209	1	35	115	102	816	10.1	25
Horry	72	2192	200	420	.476	117	169	.692	186	356	542	163	238	5	112	99	94	536	7.4	23
Fisher	82	1760	164	378	.434	115	152	.757	38	155	193	333	126	1	75	119	5	474	5.8	21
Bennett	45	354	80	135	.593	16	44	.364	60	66	126	18	61	0	19	21	11	177	3.9	21
Blount	70	1029	107	187	.572	39	78	.500	114	184	298	37	157	2	29	51	25	253	3.6	12
Rooks	41	425	46	101	.455	47	79	.595	46	72	118	24	68	0	2	19	23	139	3.4	15
Barry	49	374	38	104	.365	27	29	.931	8	29	37	51	33	0	24	22	3	121	2.5	13
Seals	4	9	1	8	.125	2	4	.500	3	1	4	0	1	0	1	0	0	4	1.0	2

DATE	OPPONENT	BOX SCORE	W / L	DATE	OPPONENT	BOX SCORE	W / L
Oct. 31	@ Utah	W 104-87	1-0	Jan. 28	New Jersey	L 95-106	31-11
Nov. 4	@ Sacramento	W 101-98	2-0	Jan. 30	Minnesota	W 121-114	32-11
Nov. 7	New York	W 99-94	3-0	Feb. 1	Chicago	W 112-87	33-11
Nov. 9	Golden State	W 132-97	4-0	Feb. 4	Portland	W 122-115	34-11
Nov. 11	@ Dallas	W 118-96	5-0	Feb. 10	@ Portland	L 105-117	34-12
Nov. 13	@ San Antonio	W 109-100	6-0	Feb. 11	Golden State	W 105-99	35-12
Nov. 14	@ Houston	W 113-103	7-0	Feb. 13	Seattle	L 108-113 (OT)	35-13
Nov. 16	Vancouver	W 121-95	8-0	Feb. 15	Houston	L 88-90	35-14
Nov. 18	@ Utah	W 97-92	9-0	Feb. 18	@ Phoenix	L 103-110	35-15
Nov. 19	Minnesota	W 118-93	10-0	Feb. 19	Denver	W 131-92	36-15
Nov. 23	L.A. Clippers	W 119-102	11-0	Feb. 22	@ Orlando	L 94-96	36-16
Nov. 25	@ Miami	L 86-103	11-1	Feb. 24	@ Milwaukee	W 98-81	37-16
Nov. 26	@ Boston	W 118-103	12-1	Feb. 25	@ Indiana	W 96-89	38-16
Nov. 28	@ Philadelphia	L 95-105	12-2	Feb. 27	@ Minnesota	W 104-91	39-16
Nov. 30	Toronto	W 105-99	13-2	Mar. 1	@ New York	L 89-101	39-17
Dec. 3	@ Denver	W 107-89	14-2	Mar. 2	@ Washington	L 86-96	39-18
Dec. 5	San Antonio	W 98-88	15-2	Mar. 4	Indiana	W 104-95	40-18
Dec. 7	Cleveland	L 84-94	15-3	Mar. 6	San Antonio	W 91-84	41-18
Dec. 8	@ Portland	L 99-105	15-4	Mar. 8	Detroit	W 96-89	42-18
Dec. 10	@ Golden State	L 92-93	15-5	Mar. 11	Portland	W 121-107	43-18
Dec. 12	Houston	W 119-102	16-5	Mar. 12	@ L.A. Clippers	W 108-85	44-18
Dec. 14	Dallas	W 118-89	17-5	Mar. 15	Vancouver	W 119-110	45-18
Dec. 16	@ Minnesota	W 108-96	18-5	Mar. 16	@ Seattle	L 89-101	45-19
Dec. 17	@ Chicago	L 83-104	18-6	Mar. 18	Phoenix	W 99-93	46-19
Dec. 19	@ Atlanta	W 98-96	19-6	Mar. 20	Seattle	W 93-80	47-19
Dec. 20	@ Charlotte	W 109-100	20-6	Mar. 22	@ Sacramento	W 96-93	48-19
Dec. 22	@ Houston	W 94-83	21-6	Mar. 23	@ Denver	W 107-86	49-19
Dec. 26	L.A. Clippers	W 118-114 (OT)	22-6	Mar. 25	Sacramento	W 114-91	50-19
Dec. 28	Boston	L 102-108	22-7	Mar. 28	@ Utah	L 91-106	50-20
Dec. 30	Sacramento	W 93-80	23-7	Mar. 29	Washington	W 116-89	51-20
Jan. 2	Atlanta	W 116-106	24-7	Mar. 31	@ Toronto	W 114-105	52-20
Jan. 4	Philadelphia	W 107-113	24-8	Apr. 2	@ New Jersey	W 117-106	53-20
Jan. 6	@ Vancouver	W 100-87	25-8	Apr. 3	@ Cleveland	W 105-93	54-20
Jan. 7	Milwaukee	W 114-102	26-8	Apr. 5	@ Detroit	W 105-103 (OT)	55-20
Jan. 9	@ L.A. Clippers	W 125-115	27-8	Apr. 8	Vancouver	W 113-102	56-20
Jan. 11	Charlotte	L 93-98	27-9	Apr. 10	Phoenix	L 105-114	56-21
Jan. 14	Denver	L 132-114	28-9	Apr. 11	@ Golden State	L 96-84	57-21
Jan. 17	Miami	W 108-99	29-9	Apr. 13	@ San Antonio	W 99-75	58-21
Jan. 19	Orlando	W 92-89	30-9	Apr. 14	@ Dallas	W 111-95	59-21
Jan. 21	@ Phoenix	W 119-109	31-9	Apr. 17	Dallas	W 124-95	60-21
Jan. 24	@ Seattle	L 95-101	31-10	Apr. 19	Utah	W 102-98	61-21





# 1998-99 LOS ANGELES LAKERS



## 31-19 - 2ND IN PACIFIC DIVISION

**Head Coach:** Del Harris, Bill Bertka, Kurt Rambis  
**Standing:** J.R. Reid, Sean Rooks, Shaquille O'Neal, Travis Knight, Robert Horry, Glen Rice  
**Seated:** Tyronn Lue, Derek Harper, Ruben Patterson, Rick Fox, Kobe Bryant, Sam Jacobson, Derek Fisher  
**Not pictured:** Corie Blount, Elden Campbell, Eddie Jones, Dennis Rodman

### 1998-99 REGULAR SEASON STATISTICS / GAME-BY-GAME RESULTS

	G	Min.	FGM	FGA	Pct.	FTM	FTA	Pct.	REBOUNDS					SCORING						
									Off.	Def.	Tot.	Ast.	PF	Dq.	Stl.	TO	Blk.	Pts.	Avg.	HI
O'Neal	49	1705	510	895	.576	269	498	.540	187	338	525	114	155	4	36	122	82	1289	26.3	38
Bryant	50	1896	362	779	.465	245	292	.839	53	211	264	190	153	3	72	157	50	996	19.9	38
Rice	27	985	171	396	.432	77	90	.856	9	90	99	71	67	1	17	45	6	472	17.5	40
Jones*	20	724	96	227	.423	59	80	.738	20	56	76	61	42	0	35	21	24	271	13.6	21
Fox	44	944	148	330	.448	66	89	.742	26	63	89	89	114	1	28	56	10	394	9.0	24
Campbell*	17	325	44	101	.436	38	62	.613	38	58	96	8	51	2	1	52	4	126	7.4	24
Harper	45	1120	120	291	.412	26	32	.813	13	54	67	187	66	0	44	52	4	309	6.9	20
Fisher	50	1131	99	263	.376	60	79	.759	21	70	91	197	95	0	61	77	1	296	5.9	20
Reid†	25	473	44	108	.407	38	53	.717	24	75	99	23	72	1	15	23	0	126	5.0	15
Lue	15	188	28	65	.431	12	21	.571	2	4	6	25	28	0	5	11	0	75	5.0	15
Horry	38	744	67	146	.459	34	46	.739	56	96	152	56	103	2	36	49	39	188	4.9	22
Knight	37	525	67	130	.515	22	29	.759	34	94	128	31	108	2	21	35	27	156	4.2	15
Jacobson	3	12	3	5	.600	2	2	1.000	0	3	3	0	2	0	0	1	0	8	4.0	6
Rooks	36	315	32	79	.405	34	48	.708	33	39	72	9	61	0	2	21	9	98	2.7	11
Patterson	24	144	21	51	.412	22	31	.710	17	13	30	2	16	0	5	12	3	65	2.7	11
Blount*	14	162	13	33	.394	6	12	.500	24	22	46	2	27	0	1	6	4	32	2.3	7
Rodman	23	657	16	46	.348	17	39	.436	62	196	258	30	71	0	10	31	12	49	2.1	7

DATE	OPPONENT	BOX SCORE	W / L	DATE	OPPONENT	BOX SCORE	W / L
Feb. 5	Houston	W 99-91	1-0	Apr. 19	Vancouver	W 117-102	26-16
Feb. 7	Utah	L 91-100	1-1	Apr. 20	@ Golden State	W 106-102 (OT)	27-16
Feb. 8	@ San Antonio	W 80-75	2-1	Apr. 21	@ Portland	L 82-88	27-17
Feb. 10	@ Denver	W 103-98	3-1	Apr. 24	@ San Antonio	L 81-108	27-18
Feb. 11	@ Minnesota	L 75-86	3-2	Apr. 26	@ Houston	L 80-102	27-19
Feb. 14	Indiana	L 99-101	3-3	Apr. 29	Portland	W 108-89	28-19
Feb. 16	Charlotte	W 116-88	4-3	May 2	@ Seattle	W 91-84	29-19
Feb. 17	Dallas	W 101-88	5-3	May 3	Dallas	W 115-102	30-19
Feb. 19	San Antonio	W 106-94	6-3	May 5	Portland	W 119-91	31-19
Feb. 21	@ Seattle	L 89-92	6-4				
Feb. 22	@ Denver	L 113-117 (OT)	6-5				
Feb. 23	@ Vancouver	L 83-93	6-6				
Feb. 25	@ L.A. Clippers	W 115-100	7-6				
Feb. 26	L.A. Clippers	W 99-83	8-6				
Feb. 28	Houston	W 106-90	9-6				
Mar. 1	@ Phoenix	W 97-91	10-6				
Mar. 3	Phoenix	W 101-95	11-6				
Mar. 5	Seattle	W 103-100	12-6				
Mar. 7	@ Utah	W 97-89	13-6				
Mar. 9	@ L.A. Clippers	W 103-99	14-6				
Mar. 10	L.A. Clippers	W 94-75	15-6				
Mar. 12	Golden State	W 89-78	16-6				
Mar. 14	@ Sacramento	L 101-105	16-7				
Mar. 16	@ Minnesota	W 107-101	17-7				
Mar. 18	@ Cleveland	L 93-100	17-8				
Mar. 19	@ Philadelphia	L 90-105	17-9				
Mar. 21	@ Orlando	W 115-104	18-9				
Mar. 22	@ Dallas	W 96-93	19-9				
Mar. 24	Phoenix	L 101-106	19-10				
Mar. 26	Sacramento	L 109-111	19-11				
Mar. 28	New York	W 99-91	20-11				
Mar. 29	Vancouver	W 116-98	21-11				
Apr. 2	@ Phoenix	W 91-90	22-11				
Apr. 3	Golden State	L 76-81	22-12				
Apr. 5	Denver	W 117-104	23-12				
Apr. 6	Utah	L 93-106	23-13				
Apr. 7	@ Sacramento	W 104-89	24-13				
Apr. 9	Minnesota	W 96-89	25-13				
Apr. 11	Seattle	L 109-113	25-14				
Apr. 13	@ Portland	L 86-113	25-15				
Apr. 17	@ Utah	L 93-109	25-16				



# 1999-00 LOS ANGELES LAKERS



## 67-15 - 1ST IN PACIFIC DIVISION

**Head Coach:** Phil Jackson  
**Standing:** Tyronn Lue, Devean George, Ron Harper,  
 Rick Fox, Kobe Bryant, Brian Shaw,  
 John Celestani, Derek Fisher  
**Seated:** Glen Rice, Robert Horry,  
 Shaquille O'Neal, Travis Knight,  
 John Salley, A.C. Green  
**Not pictured:** Sam Jacobson



*NBA Champions*

### 1999-00 REGULAR SEASON STATISTICS / GAME-BY-GAME RESULTS

	G	Min.	FGM	FGA	Pct.	FTM	FTA	Pct.	REBOUNDS					SCORING						
									Off.	Def.	Tot.	Ast.	PF	Dq.	Stl.	TO	Bk.	Pts.	Avg.	Hi
O'Neal	79	3163	956	1665	.574	432	824	.524	336	742	1078	299	255	2	36	223	239	2344	29.7	61
Bryant	66	2524	554	1183	.468	331	403	.821	108	308	416	323	220	4	106	182	62	1485	22.5	40
Rice	80	2530	421	980	.430	346	396	.874	56	271	327	176	179	0	47	114	12	1272	15.9	29
Harper	80	2042	212	531	.399	100	147	.680	96	241	337	270	164	0	85	132	39	557	7.0	18
Fox	82	1473	206	498	.414	63	78	.808	63	135	198	138	203	1	52	87	26	534	6.5	20
Fisher	78	1803	167	483	.346	105	145	.724	22	121	143	216	150	1	80	75	3	491	6.3	20
Lue	8	146	19	39	.487	6	8	.750	2	10	12	17	17	0	3	9	0	48	6.0	13
Horry	76	1685	159	363	.438	89	113	.788	133	228	361	118	189	0	84	73	80	436	5.7	20
Green	82	1929	173	387	.447	66	95	.695	160	326	486	80	127	0	53	53	18	413	5.0	14
Shaw	74	1249	123	322	.382	41	54	.759	45	171	216	201	105	0	35	75	14	305	4.1	14
Jacobson*	3	18	5	9	.556	0	2	.000	0	1	1	2	1	0	1	2	0	10	3.3	6
George	49	345	56	144	.389	27	41	.659	29	46	75	12	54	0	10	21	4	155	3.2	14
Celestani	16	195	15	45	.333	5	6	.833	1	10	11	20	22	0	7	16	0	37	2.3	8
Knight	63	410	46	118	.390	17	28	.607	46	83	129	23	88	1	6	28	23	109	1.7	9
Salley	45	303	25	69	.362	21	28	.750	20	45	65	26	67	1	8	18	14	71	1.6	8

DATE	OPPONENT	BOX SCORE	W / L	DATE	OPPONENT	BOX SCORE	W / L
Nov. 2	@ Utah	W 91-84	1-0	Jan. 24	@ Utah	L 101-105 (2OT)	33-9
Nov. 3	Vancouver	W 103-88	2-0	Jan. 28	Milwaukee	W 117-89	34-9
Nov. 6	@ Portland	L 82-97	2-1	Jan. 30	@ Houston	L 83-89	34-10
Nov. 7	Dallas	W 105-97	3-1	Feb. 1	@ San Antonio	L 81-105	34-11
Nov. 9	@ Dallas	W 123-101	4-1	Feb. 4	Utah	W 113-67	35-11
Nov. 10	@ Houston	W 89-88	5-1	Feb. 7	Denver	W 106-98	36-11
Nov. 12	Houston	L 81-97	5-2	Feb. 9	Minnesota	W 114-81	37-11
Nov. 14	Atlanta	W 93-88	6-2	Feb. 15	@ Chicago	W 88-76	38-11
Nov. 15	@ Phoenix	W 91-82	7-2	Feb. 16	@ Charlotte	W 92-85	39-11
Nov. 18	@ Denver	L 82-93	7-3	Feb. 18	@ Orlando	W 107-99 (OT)	40-11
Nov. 19	Chicago	W 103-95	8-3	Feb. 20	@ Philadelphia	W 87-84	41-11
Nov. 21	Toronto	L 102-111	8-4	Feb. 22	@ New Jersey	W 97-89	42-11
Nov. 24	Utah	W 90-82	9-4	Feb. 23	@ Cleveland	W 116-98	43-11
Nov. 26	New Jersey	W 103-80	10-4	Feb. 25	Boston	W 109-96	44-11
Nov. 30	@ Seattle	W 101-77	11-4	Feb. 27	Houston	W 101-85	45-11
Dec. 1	Golden State	W 93-75	12-4	Feb. 29	@ Portland	W 90-87	46-11
Dec. 3	Portland	W 93-80	13-4	Mar. 1	Vancouver	W 103-91	47-11
Dec. 5	Orlando	W 117-100	14-4	Mar. 3	Indiana	W 107-92	48-11
Dec. 7	Washington	W 91-80	15-4	Mar. 5	Miami	W 93-80	49-11
Dec. 8	@ Sacramento	L 91-103	15-5	Mar. 6	@ L.A. Clippers	W 123-103	50-11
Dec. 11	@ Vancouver	W 106-94	16-5	Mar. 9	@ Golden State	W 109-92	51-11
Dec. 12	Detroit	W 101-93	17-5	Mar. 12	Sacramento	W 109-106	52-11
Dec. 14	@ L.A. Clippers	W 95-88	18-5	Mar. 13	@ Denver	W 118-108	53-11
Dec. 16	@ Atlanta	W 95-88	19-5	Mar. 16	@ Washington	L 102-109	53-12
Dec. 17	@ Minnesota	W 97-88	20-5	Mar. 17	@ Detroit	W 110-82	54-12
Dec. 19	@ Toronto	W 94-88	21-5	Mar. 19	@ New York	W 92-85	55-12
Dec. 20	@ Boston	W 99-90	22-5	Mar. 20	@ Miami	W 100-89	56-12
Dec. 25	San Antonio	W 99-93	23-5	Mar. 22	Golden State	W 119-96	57-12
Dec. 27	Dallas	W 108-106	24-5	Mar. 24	Phoenix	W 109-101	58-12
Dec. 29	Phoenix	W 103-87	25-5	Mar. 26	@ Sacramento	W 90-89	59-12
Jan. 4	@ L.A. Clippers	W 122-98	26-5	Mar. 29	@ Vancouver	W 108-99	60-12
Jan. 5	L.A. Clippers	W 118-101	27-5	Mar. 31	Philadelphia	W 100-88	61-12
Jan. 7	Charlotte	W 87-83	28-5	Apr. 2	New York	W 106-82	62-12
Jan. 8	@ Seattle	W 110-100	29-5	Apr. 4	@ Phoenix	W 84-83	63-12
Jan. 10	Denver	W 130-95	30-5	Apr. 5	@ Golden State	W 111-104	64-12
Jan. 12	@ Milwaukee	W 103-94	31-5	Apr. 8	San Antonio	L 80-98	64-13
Jan. 14	@ Indiana	L 102-111	31-6	Apr. 10	Seattle	L 106-103 (OT)	65-13
Jan. 15	@ Minnesota	W 104-91	32-6	Apr. 14	Sacramento	W 121-114	66-13
Jan. 17	Seattle	L 81-82	32-7	Apr. 16	Minnesota	W 101-95	67-13
Jan. 19	Cleveland	W 95-86	33-7	Apr. 18	@ Dallas	L 102-112	67-14
Jan. 22	Portland	L 91-95	33-8	Apr. 19	@ San Antonio	L 98-103 (OT)	67-15

\* Finished season with another team.



## 2000-01 LOS ANGELES LAKERS



### 56-26 - 1ST IN PACIFIC DIVISION

**Head Coach:** Phil Jackson  
**Standing:** Tyrone Lue, Mike Penberthy, Ron Harper, Rick Fox, Kobe Bryant, Brian Shaw, J.R. Rider, Derek Fisher  
**Seated:** Devean George, Stanislav Medvedenko, Greg Foster, Shaquille O'Neal, Horace Grant, Robert Horry, Mark Madsen

*NBA Champions*

### 2000-01 REGULAR SEASON STATISTICS / GAME-BY-GAME RESULTS

	G	Min.	FGM	FGA	Pct.	FTM	FTA	Pct.	REBOUNDS					SCORING						
									Off.	Def.	Tot.	Ast.	PF	Dq.	Stl.	TO	Blk.	Pts.	Avg.	Hi
O'Neal	74	2924	813	1422	.572	499	972	.513	291	649	940	277	256	6	47	218	204	2125	28.7	41
Bryant	68	2783	701	1510	.464	475	557	.853	104	235	399	338	222	3	114	220	43	1938	28.5	51
Fisher	20	709	77	187	.412	50	62	.806	5	54	59	87	50	0	39	29	2	229	11.5	26
Fox	82	2291	287	646	.444	95	122	.779	80	245	325	262	225	1	70	136	29	787	9.6	22
Grant	77	2390	263	569	.462	131	169	.775	220	325	545	121	181	2	51	48	61	657	8.5	19
Rider	67	1206	201	472	.426	71	83	.855	44	112	156	111	105	0	27	98	7	507	7.6	24
Harper	47	1139	127	271	.469	34	48	.708	46	120	166	113	70	0	39	62	25	307	6.5	21
Shaw	80	1833	164	411	.399	51	64	.797	48	256	304	258	159	1	49	97	27	421	5.3	22
Horry	79	1587	147	380	.387	59	83	.711	93	203	296	128	210	3	54	79	54	407	5.2	20
Penberthy	53	851	92	222	.414	28	31	.903	10	53	63	71	57	0	22	34	2	267	5.0	16
Medvedenko	7	39	12	25	.480	7	12	.583	1	8	9	2	9	0	1	3	1	32	4.6	10
Lue	38	468	50	117	.427	19	24	.792	5	27	32	45	54	1	19	27	0	130	3.4	10
George	59	593	64	207	.309	39	55	.709	35	75	110	19	87	1	15	34	15	182	3.1	10
Foster	62	451	56	133	.421	10	14	.714	29	83	112	32	76	0	9	25	12	125	2.0	13
Madsen	70	641	55	113	.487	26	37	.703	74	78	152	24	111	2	8	27	8	137	2.0	15

DATE	OPPONENT	BOX SCORE	W / L	DATE	OPPONENT	BOX SCORE	W / L
Oct. 30	@ Portland	W 96-86	1-0	Jan. 28	@ New York	L 81-91	27-15
Nov. 1	Utah	L 92-97	1-1	Jan. 30	@ Cleveland	W 102-96	28-15
Nov. 4	@ Vancouver	W 98-89	2-1	Jan. 31	@ Minnesota	L 83-96	28-16
Nov. 5	L.A. Clippers	W 108-103	3-1	Feb. 2	Charlotte	W 93-87	29-16
Nov. 7	@ Houston	L 74-84	3-2	Feb. 4	Sacramento	W 100-94	30-16
Nov. 8	@ San Antonio	L 81-91	3-3	Feb. 7	Phoenix	W 85-83	31-16
Nov. 12	Houston	W 105-99	4-3	Feb. 13	@ New Jersey	W 113-110 (OT)	32-16
Nov. 14	Denver	W 119-103	5-3	Feb. 14	@ Philadelphia	L 97-112	32-17
Nov. 16	@ Sacramento	W 112-110 (OT)	6-3	Feb. 16	@ Charlotte	W 99-94	33-17
Nov. 18	@ Denver	L 86-87	6-4	Feb. 18	@ Indiana	W 109-110	33-18
Nov. 19	Chicago	W 104-96	7-4	Feb. 20	@ Dallas	W 119-109	34-18
Nov. 22	Golden State	W 111-91	8-4	Feb. 21	@ San Antonio	W 101-99	35-18
Nov. 24	Minnesota	W 115-108	9-4	Feb. 23	Atlanta	W 113-106	36-18
Nov. 27	@ L.A. Clippers	W 98-83	10-4	Feb. 25	Orlando	W 106-100	37-18
Nov. 28	Indiana	W 124-107	11-4	Feb. 28	@ Denver	L 101-107	37-19
Nov. 30	@ Seattle	L 88-121	11-5	Mar. 3	@ Vancouver	W 98-88	38-19
Dec. 1	San Antonio	W 109-100	12-5	Mar. 4	Golden State	W 110-95	39-19
Dec. 3	Dallas	W 99-97	13-5	Mar. 6	@ Golden State	W 97-85	40-19
Dec. 5	Philadelphia	W 96-85	14-5	Mar. 7	Toronto	W 97-85	41-19
Dec. 6	@ Golden State	L 122-125 (OT)	14-6	Mar. 9	San Antonio	L 89-93 (OT)	41-20
Dec. 8	Seattle	L 95-103	14-7	Mar. 11	Seattle	L 97-109 (OT)	41-21
Dec. 10	Detroit	W 112-98	15-7	Mar. 13	Boston	W 112-107	42-21
Dec. 12	Milwaukee	L 105-109	15-8	Mar. 15	@ Detroit	W 125-119 (OT)	43-21
Dec. 13	@ Portland	L 86-96	15-9	Mar. 16	@ Washington	W 101-89	44-21
Dec. 15	Vancouver	W 98-76	16-9	Mar. 18	@ Orlando	W 95-90	45-21
Dec. 17	@ Toronto	W 104-101 (OT)	17-9	Mar. 19	@ Atlanta	L 106-108	45-22
Dec. 19	@ Miami	W 81-79	18-9	Mar. 21	@ Milwaukee	L 100-107	45-23
Dec. 21	@ Houston	W 99-94	19-9	Mar. 23	Washington	W 104-91	46-23
Dec. 22	@ Dallas	W 108-103	20-9	Mar. 25	@ Sacramento	W 84-72	47-23
Dec. 25	Portland	L 104-109	20-10	Mar. 26	@ Phoenix	L 83-104	47-24
Dec. 28	@ Phoenix	W 115-78	21-10	Mar. 28	Sacramento	L 84-108	47-25
Dec. 30	@ L.A. Clippers	W 116-114 (OT)	22-10	Mar. 30	Dallas	W 98-89	48-25
Jan. 3	Utah	W 82-71	23-10	Apr. 1	New York	L 78-79	48-26
Jan. 7	L.A. Clippers	L 95-118	23-11	Apr. 3	@ Utah	W 96-88	49-26
Jan. 12	Cleveland	W 101-98	24-11	Apr. 5	@ Chicago	W 100-88	50-26
Jan. 13	@ Utah	L 103-111	24-12	Apr. 6	@ Boston	W 100-96	51-26
Jan. 15	Vancouver	W 113-112 (OT)	25-12	Apr. 8	@ Minnesota	W 104-99	52-26
Jan. 19	Houston	W 114-101	26-12	Apr. 10	Phoenix	W 106-80	53-26
Jan. 21	Miami	L 92-103	26-13	Apr. 12	Minnesota	W 119-102	54-26
Jan. 23	@ Seattle	L 80-91	26-14	Apr. 15	Portland	W 105-100	55-26
Jan. 26	New Jersey	W 113-101	27-14	Apr. 17	Denver	W 108-91	56-26





# 2001-02 LOS ANGELES LAKERS



## 58-24 - 2ND IN PACIFIC DIVISION

**Head Coach:** Phil Jackson  
**Standing:** Lindsey Hunter, Brian Shaw, Rick Fox, Kobe Bryant, Mitch Richmond, Derek Fisher  
**Seated:** Devean George, Jelani McCoy, Stanislav Medvedenko, Shaquille O'Neal, Samaki Walker, Robert Horry, Mark Madsen  
**Not pictured:** Joe Crispin, Mike Penberthy



*NBA Champions*

### 2001-2002 REGULAR SEASON STATISTICS / GAME-BY-GAME RESULTS

	G	Min.	FGM	FGA	Pct.	FTM	FTA	Pct.	REBOUNDS					SCORING						
									Off.	Def.	Tot.	Ast.	PF	Dq.	Stl.	TO	Bk.	Pts.	Avg.	HI
O'Neal	67	2422	712	1229	.579	398	717	.555	235	480	715	200	199	2	41	171	137	1822	27.2	46
Bryant	80	3063	749	1597	.469	488	589	.829	112	329	441	438	228	1	118	223	35	2019	25.2	56
Fisher	70	1974	274	666	.411	94	111	.847	15	31	146	181	121	0	66	62	9	786	11.2	28
Fox	82	2289	255	605	.421	70	85	.824	90	299	389	283	244	2	67	132	21	645	7.9	18
George	82	1759	215	523	.411	85	126	.675	78	225	303	111	190	3	71	66	42	581	7.1	17
Horry	81	2140	183	460	.398	108	138	.783	130	349	479	232	208	1	77	88	89	550	6.8	23
Walker	69	1655	187	365	.512	86	129	.667	129	352	481	64	170	1	28	53	88	460	6.7	18
Hunter	82	1616	187	490	.382	20	40	.500	18	103	121	129	120	0	66	55	19	473	5.8	18
Medvedenko	71	729	145	304	.477	41	62	.661	85	73	158	43	119	0	29	42	11	331	4.7	18
Richmond	64	709	100	247	.405	42	44	.955	14	80	94	57	61	0	18	40	6	260	4.1	13
Shaw	58	631	61	173	.353	18	26	.692	19	93	112	89	43	0	25	32	3	169	2.9	16
Madsen	59	650	66	146	.452	35	54	.648	89	73	162	44	104	0	16	22	13	167	2.8	10
Crispin	6	27	3	12	.250	4	5	.800	0	1	2	2	0	1	1	0	10	1.7	5	
Penberthy	3	12	1	2	.500	3	4	.750	0	2	2	0	0	2	0	0	0	5	1.7	2
McCoy	21	104	12	21	.571	2	8	.250	8	17	25	7	14	0	0	8	5	26	1.2	6

DATE	OPPONENT	BOX SCORE	W / L	DATE	OPPONENT	BOX SCORE	W / L
Oct. 30	Portland	W 98-87	1-0	Jan. 29	@ Atlanta	W 127-93	30-12
Nov. 1	@ Utah	W 105-101	2-0	Jan. 30	@ Orlando	W 111-93	31-12
Nov. 2	Phoenix	W 117-94	3-0	Feb. 1	@ Memphis	W 100-85	32-12
Nov. 4	Utah	W 100-96	4-0	Feb. 3	@ Dallas	W 101-94	33-12
Nov. 9	Memphis	W 110-86	5-0	Feb. 6	Chicago	L 89-97	33-13
Nov. 11	Orlando	W 108-95	6-0	Feb. 12	Washington	W 103-94	34-13
Nov. 15	@ Houston	W 98-97 (OT)	7-0	Feb. 14	@ Seattle	W 92-87	35-13
Nov. 16	@ Phoenix	L 83-95	7-1	Feb. 15	Atlanta	L 90-93	35-14
Nov. 18	Sacramento	W 93-85	8-1	Feb. 17	@ Portland	L 105-111	35-15
Nov. 20	@ LA Clippers	W 98-93	9-1	Feb. 19	Boston	L 108-109	35-16
Nov. 21	@ Denver	W 89-68	10-1	Feb. 21	@ Cleveland	W 104-97	36-16
Nov. 23	Golden State	W 106-90	11-1	Feb. 22	@ Charlotte	W 96-94	37-16
Nov. 25	Denver	W 105-98	12-1	Feb. 24	@ New York	W 107-91	38-16
Nov. 27	Milwaukee	W 104-85	13-1	Feb. 26	@ Milwaukee	W 99-89	39-16
Nov. 30	@ Seattle	W 107-92	14-1	Feb. 27	@ Minnesota	L 101-112	39-17
Dec. 1	Minnesota	W 102-76	15-1	Mar. 1	Indiana	W 96-84	40-17
Dec. 5	Dallas	W 98-94	16-1	Mar. 3	Houston	W 95-79	41-17
Dec. 7	@ Sacramento	L 91-97	16-2	Mar. 5	New Jersey	W 101-92	42-17
Dec. 11	Seattle	L 93-104	16-3	Mar. 6	@ Utah	L 84-92	42-18
Dec. 14	LA Clippers	W 110-80	17-3	Mar. 10	New York	W 117-103	43-18
Dec. 16	Golden State	W 101-85	18-3	Mar. 12	Charlotte	W 107-66	44-18
Dec. 20	@ Houston	W 107-101	19-3	Mar. 14	@ Golden State	W 110-102	45-18
Dec. 21	Memphis	L 108-114	19-4	Mar. 15	LA Clippers	W 98-92	46-18
Dec. 25	Philadelphia	L 88-82	20-4	Mar. 17	Dallas	W 105-103	47-18
Dec. 26	@ Golden State	L 90-101	20-5	Mar. 19	@ Dallas	L 98-114	47-19
Dec. 28	Toronto	L 86-89	20-6	Mar. 20	@ San Antonio	L 90-108	47-20
Dec. 30	Houston	W 114-90	21-6	Mar. 22	Detroit	W 94-82	48-20
Jan. 2	@ Denver	W 87-86	22-6	Mar. 24	@ Sacramento	W 97-96	49-20
Jan. 4	Phoenix	W 118-86	23-6	Mar. 26	Cleveland	W 121-116	50-20
Jan. 6	@ Toronto	W 109-89	24-6	Mar. 27	@ Phoenix	L 106-118	51-21
Jan. 8	@ Detroit	W 121-92	25-6	Mar. 29	Portland	W 91-79	51-21
Jan. 9	@ Indiana	W 109-90	26-6	Mar. 31	San Antonio	W 96-95	52-21
Jan. 11	@ Minnesota	L 102-120	26-7	Apr. 2	@ Washington	W 113-93	53-21
Jan. 12	@ Chicago	L 104-106 (OT)	26-8	Apr. 3	@ New Jersey	L 92-94	53-22
Jan. 14	Memphis	W 120-81	27-8	Apr. 5	@ Boston	L 81-99	53-23
Jan. 16	Miami	W 96-102	27-9	Apr. 7	@ Miami	W 96-88	54-23
Jan. 19	@ San Antonio	L 98-81	28-9	Apr. 9	Utah	W 112-82	55-23
Jan. 22	Denver	L 91-107	28-10	Apr. 11	Minnesota	W 96-83	56-23
Jan. 23	@ LA Clippers	L 90-95	28-11	Apr. 14	@ Portland	L 120-128 (2OT)	56-24
Jan. 25	San Antonio	W 94-91	29-11	Apr. 15	Seattle	W 111-104	57-24
Jan. 27	@ Philadelphia	L 87-93	29-12	Apr. 17	Sacramento	W 109-95	58-24

\* Finished season with another team.



# 2002-03 LOS ANGELES LAKERS



## 50-32 - 2ND IN PACIFIC DIVISION

**Head Coach:** Phil Jackson  
**Standing:** Jannero Pargo, Brian Shaw, Rick Fox, Kobe Bryant, Kareem Rush, Derek Fisher  
**Seated:** Devean George, Tracy Murray, Stanislav Medvedenko, Shaquille O'Neal, Samaki Walker, Robert Horry, Mark Madsen  
**Not pictured:** Soumaila Samake

### 2002-03 REGULAR SEASON STATISTICS / GAME-BY-GAME RESULTS

	G	Min.	FGM	FGA	Pct.	FTM	FTA	Pct.	REBOUNDS				SCORING							
									Off.	Def.	Tot.	Ast.	PF	Dq.	Stl.	TO	Blk.	Pts.	Avg.	Hi
Bryant	82	34:01	868	1924	.451	601	713	.843	106	458	564	481	218	0	181	288	67	2461	30.0	55
O'Neal	67	25:35	695	1211	.574	451	725	.622	259	483	742	206	229	4	38	196	159	1841	27.5	48
Fisher	82	28:29	339	775	.437	100	125	.800	40	199	239	298	195	4	93	94	15	883	10.5	24
Fox	76	21:81	262	621	.422	52	69	.754	64	259	323	253	215	4	69	121	14	681	9.0	23
George	71	16:13	180	461	.390	83	105	.790	91	195	286	92	180	2	56	65	38	492	6.9	25
Horry	80	23:43	184	476	.387	103	134	.769	181	333	514	233	247	2	96	112	61	522	6.5	17
Walker	67	12:43	115	274	.420	66	101	.653	115	253	368	64	143	4	20	56	55	296	4.4	14
Medvedenko	58	6:20	112	258	.434	31	43	.721	66	75	141	18	118	0	11	37	8	255	4.4	15
Shaw	72	9:00	101	261	.387	10	15	.667	20	99	119	103	62	0	32	54	13	250	3.5	20
Madsen	54	7:81	69	163	.423	36	61	.590	86	73	159	38	116	0	15	27	19	174	3.2	12
Rush	76	8:72	96	244	.393	16	23	.696	26	68	94	68	71	0	10	63	11	227	3.0	11
Pargo	34	34:2	37	93	.398	4	4	1.000	9	28	37	39	45	0	13	23	2	85	2.5	18
Murray	31	19:3	23	71	.324	7	9	.778	5	18	23	12	22	0	5	14	3	61	2.0	11
Samake	13	7:7	10	24	.417	2	2	1.000	10	13	23	4	13	0	2	5	2	62	1.7	10

DATE	OPPONENT	BOX SCORE	W / L	DATE	OPPONENT	BOX SCORE	W / L
Oct. 29	San Antonio	L 82-87	0-1	Jan. 24	New Jersey	L 83-89	19-23
Oct. 30	@ Portland	L 90-102	0-2	Jan. 29	@ Phoenix	W 99-90	20-23
Nov. 1	@ LA Clippers	W 108-93	1-2	Jan. 31	@ Sacramento	W 124-113	21-23
Nov. 3	Portland	W 98-95 (OT)	2-2	Feb. 1	Utah	W 99-87	22-23
Nov. 5	@ Cleveland	L 70-89	2-3	Feb. 4	@ Indiana	W 97-94	23-23
Nov. 7	@ Boston	L 95-98 (OT)	2-4	Feb. 6	@ New York	W 114-109	24-23
Nov. 8	@ Washington	L 99-100	2-5	Feb. 11	Denver	W 121-93	25-23
Nov. 12	Atlanta	L 83-95	2-6	Feb. 12	@ Denver	W 113-102	26-23
Nov. 15	Golden State	W 96-89 (OT)	3-6	Feb. 14	San Antonio	L 95-103	26-24
Nov. 17	Houston	L 88-93	3-7	Feb. 16	New York	L 110-117	26-25
Nov. 19	@ Dallas	L 72-98	3-8	Feb. 18	Houston	W 106-99 (2OT)	27-25
Nov. 20	@ San Antonio	L 88-95	3-9	Feb. 19	@ Utah	W 93-87	28-25
Nov. 22	Chicago	W 86-73	4-9	Feb. 21	Portland	W 92-84	29-25
Nov. 24	Milwaukee	W 111-99	5-9	Feb. 23	Seattle	W 106-101	30-25
Nov. 26	@ Miami	L 85-97	5-10	Feb. 25	LA Clippers	W 109-98	31-25
Nov. 27	@ Orlando	L 102-112	5-11	Feb. 27	Detroit	W 95-85	32-25
Nov. 29	@ Memphis	W 112-106 (OT)	6-11	Feb. 28	@ Seattle	L 90-107	32-26
Dec. 1	Minnesota	L 107-110	6-12	Mar. 5	Indiana	W 97-95	33-26
Dec. 3	Memphis	W 101-91	7-12	Mar. 7	Minnesota	W 106-96	34-26
Dec. 4	@ Utah	L 85-93	7-13	Mar. 9	Philadelphia	W 106-92	35-26
Dec. 6	Dallas	W 105-103	8-13	Mar. 11	@ Chicago	L 99-116	35-27
Dec. 8	Utah	W 110-101	9-13	Mar. 12	@ Detroit	L 88-111	35-28
Dec. 10	@ Golden State	L 102-106	9-14	Mar. 14	@ Minnesota	W 106-99	36-28
Dec. 13	New Orleans	L 82-98	9-15	Mar. 15	@ Milwaukee	W 98-94	37-28
Dec. 15	Orlando	W 107-84	10-15	Mar. 17	@ LA Clippers	W 102-85	38-28
Dec. 17	@ Minnesota	L 80-96	10-16	Mar. 20	@ Sacramento	L 99-107	38-29
Dec. 19	@ New Jersey	L 71-89	10-17	Mar. 21	Boston	W 104-96	39-29
Dec. 20	@ Philadelphia	L 104-107 (OT)	10-18	Mar. 23	@ San Antonio	L 89-98	39-30
Dec. 22	@ Toronto	W 109-107 (OT)	11-18	Mar. 25	@ Atlanta	W 108-91	40-30
Dec. 25	Sacramento	L 99-105	11-19	Mar. 26	@ Houston	W 96-93	41-30
Dec. 28	@ Denver	W 112-93	12-19	Mar. 28	Washington	W 108-94	42-30
Dec. 29	Toronto	W 104-88	13-19	Mar. 30	@ Seattle	L 98-119	42-31
Jan. 4	@ Phoenix	L 93-107	13-20	Mar. 31	Memphis	W 110-94	43-31
Jan. 5	Phoenix	W 109-97	14-20	Apr. 3	@ Dallas	W 100-89	44-31
Jan. 7	Seattle	W 119-98	15-20	Apr. 4	@ Memphis	W 102-101	45-31
Jan. 10	Cleveland	W 115-99	16-20	Apr. 6	Phoenix	W 115-113	46-31
Jan. 12	Miami	W 106-81	17-20	Apr. 8	Dallas	W 108-99	47-31
Jan. 15	@ New Orleans	W 90-82	18-20	Apr. 10	Sacramento	W 117-104	48-31
Jan. 17	@ Houston	L 104-108 (OT)	18-21	Apr. 13	@ Portland	L 99-101	48-32
Jan. 20	LA Clippers	W 96-92	19-21	Apr. 15	Denver	W 126-104	49-32
Jan. 22	Golden State	L 110-114	19-22	Apr. 16	@ Golden State	W 117-111	50-32



# 2003-04 LOS ANGELES LAKERS



## 56-26 - 1ST IN PACIFIC DIVISION

**Head Coach:** Phil Jackson  
**Standing:** Gary Payton, Byron Russell, Jamal Sampson, Stanislav Medvedenko, Kobe Bryant, Kareem Rush, Derek Fisher  
**Seated:** Devean George, Horace Grant, Rick Fox, Shaquille O'Neal, Karl Malone, Luke Walton, Brian Cook  
**Not pictured:** Maurice Carter, Jannero Pargo, Ime Udoka



*Western Conference Champions*

### 2003-2004 REGULAR SEASON STATISTICS / GAME-BY-GAME RESULTS

	G	Min.	FGM	FGA	Pct.	FTM	FTA	Pct.	REBOUNDS		Ast.	PF	Dq.	Stl.	TO	Blk.	SCORING			
									Off.	Def.							Tot.	Pts.	Avg.	Hi
Bryant	65	2447	516	1178	.438	454	533	.852	103	256	359	330	176	0	112	171	23	1557	24.0	45
O'Neal	67	2464	554	949	.584	331	676	.490	246	523	769	196	225	3	34	195	166	1439	21.5	37
Payton	82	2825	482	1024	.471	180	252	.714	72	270	342	449	169	0	96	151	19	1199	14.6	30
Malone	42	1373	193	400	.483	168	225	.747	61	306	367	116	1	50	103	20	554	13.2	20	
Medvedenko	68	1442	237	537	.441	89	116	.767	148	195	343	57	191	1	38	59	18	563	8.3	26
George	82	1951	233	571	.408	73	96	.760	87	245	332	112	189	4	81	88	38	604	7.4	24
Fisher	82	1769	203	576	.352	122	153	.797	30	122	152	187	115	0	103	79	4	580	7.1	18
Rush	72	1244	190	432	.440	31	52	.596	20	77	97	59	109	0	33	48	20	459	6.4	30
Carter*	4	50	5	14	.357	11	12	.917	0	3	3	2	5	0	0	6	0	22	5.5	9
Fox	38	846	73	186	.392	22	30	.733	29	73	102	98	99	2	29	48	4	183	4.8	11
Cook	35	442	67	141	.475	21	28	.750	31	70	101	20	64	0	16	17	16	155	4.4	16
Grant	55	1106	92	224	.411	39	54	.722	79	154	233	71	70	1	24	29	21	223	4.1	14
Russell	72	945	98	244	.402	50	65	.769	32	114	146	71	110	0	32	37	12	289	4.0	17
Sampson	10	130	11	23	.478	7	12	.583	23	29	52	7	16	0	2	6	4	29	2.9	9
Walton	72	730	65	153	.425	31	44	.705	39	88	127	113	70	1	28	44	8	174	2.4	9
Udoka	4	28	3	9	.333	2	4	.500	1	4	5	2	3	0	2	3	1	8	2.0	4
Pargo*	13	63	6	16	.375	0	0	---	0	6	6	11	5	0	2	12	0	14	1.1	5

DATE	OPPONENT	BOX SCORE	W / L	DATE	OPPONENT	BOX SCORE	W / L
Oct. 28	Dallas	W 109-93	1-0	Jan. 28	Seattle	W 96-82	27-15
Nov. 1	@ Phoenix	W 103-99	2-0	Jan. 30	Minnesota	L 84-97	27-16
Nov. 2	Golden State	W 87-72	3-0	Feb. 1	@ Toronto	W 84-83	28-16
Nov. 4	@ Milwaukee	W 113-107	4-0	Feb. 2	@ Indiana	L 72-85	28-17
Nov. 6	@ San Antonio	W 120-117 (2OT)	5-0	Feb. 4	@ Cleveland	W 111-106 (OT)	29-17
Nov. 7	@ New Orleans	L 95-114	5-1	Feb. 5	@ Philadelphia	L 73-96	29-18
Nov. 10	@ Memphis	L 95-105	5-2	Feb. 6	@ Orlando	W 98-96	30-18
Nov. 12	Toronto	W 94-79	6-2	Feb. 10	@ Miami	W 98-83	31-18
Nov. 14	Detroit	W 94-89	7-2	Feb. 11	@ Houston	L 87-102	31-19
Nov. 16	Miami	W 99-77	8-2	Feb. 17	Portland	W 89-86	32-19
Nov. 18	@ Detroit	L 96-106	8-3	Feb. 18	@ Golden State	W 100-99	33-19
Nov. 19	@ New York	W 104-83	9-3	Feb. 20	Philadelphia	W 116-88	34-19
Nov. 21	Chicago	W 101-94	10-3	Feb. 22	@ Phoenix	W 104-92	35-19
Nov. 23	Memphis	W 121-89	11-3	Feb. 25	@ Denver	W 112-111	36-19
Nov. 26	Washington	W 129-99	12-3	Feb. 26	Sacramento	L 101-103	36-20
Nov. 28	San Antonio	W 103-87	13-3	Feb. 28	@ Washington	W 122-110	37-20
Nov. 30	Indiana	W 99-77	14-3	Feb. 29	@ New Jersey	W 100-83	38-20
Dec. 3	@ San Antonio	W 90-86	15-3	Mar. 2	@ Atlanta	L 93-94	38-21
Dec. 4	@ Dallas	W 114-103	16-3	Mar. 3	@ Houston	W 96-93	39-21
Dec. 7	Utah	W 94-92	17-3	Mar. 5	Seattle	W 99-91	40-21
Dec. 9	New York	W 98-90	18-3	Mar. 7	New Jersey	W 94-88	41-21
Dec. 12	Dallas	L 93-110	18-4	Mar. 8	@ Utah	L 83-88	41-22
Dec. 13	@ Portland	L 108-112	18-5	Mar. 10	Boston	W 117-109	42-22
Dec. 19	Denver	W 101-99	19-5	Mar. 12	@ Minnesota	L 86-96	42-23
Dec. 21	Phoenix	W 107-101	20-5	Mar. 13	@ Chicago	W 88-81	43-23
Dec. 23	@ Golden State	L 98-107	20-6	Mar. 15	Orlando	W 113-110 (OT)	44-23
Dec. 25	Houston	L 87-99	20-7	Mar. 17	@ LA Clippers	W 106-103	45-23
Dec. 28	Boston	W 105-82	21-7	Mar. 19	LA Clippers	W 106-100	46-23
Jan. 2	@ Seattle	L 109-111	21-8	Mar. 21	Milwaukee	W 104-103 (OT)	47-23
Jan. 4	@ LA Clippers	L 98-101	21-9	Mar. 24	Sacramento	W 115-91	48-23
Jan. 6	@ Minnesota	L 90-106	21-10	Mar. 26	Minnesota	W 90-73	49-23
Jan. 7	@ Denver	L 91-113	21-11	Mar. 28	Utah	W 91-84	50-23
Jan. 9	Atlanta	W 113-67	22-11	Mar. 30	New Orleans	W 107-88	51-23
Jan. 12	Cleveland	W 89-79	23-11	Apr. 1	Houston	W 93-65	52-23
Jan. 14	Denver	W 97-71	24-11	Apr. 2	@ Seattle	W 97-86	53-23
Jan. 16	@ Sacramento	L 83-103	24-12	Apr. 4	San Antonio	L 89-95	53-24
Jan. 17	LA Clippers	W 91-89	25-12	Apr. 6	Portland	L 80-91	53-25
Jan. 19	Phoenix	L 85-88	25-13	Apr. 9	Memphis	W 103-95	54-25
Jan. 21	@ Memphis	L 82-88	25-14	Apr. 11	@ Sacramento	L 85-102	54-26
Jan. 22	@ Dallas	L 87-106	25-15	Apr. 13	Golden State	W 109-104	55-26
Jan. 24	@ Utah	W 93-86	26-15	Apr. 14	@ Portland	W 105-104 (2OT)	56-26

\* Finished season with another team.



# 2004-05 LOS ANGELES LAKERS



## 34-48 - 4TH IN PACIFIC DIVISION

**Head Coach:** Rudy Tomjanovich, Frank Hamblen  
**Standing:** Chucky Atkins, Kobe Bryant, Sasha Vujacic, Jumaine Jones, Tony Bobbitt, Tierre Brown  
**Seated:** Devean George, Luke Walton, Lamar Odom, Chris Mihm, Vlade Divac, Stanislav Medvedenko, Brian Cook, Brian Grant, Caron Butler  
**Not pictured:** Kareem Rush

### 2004-05 REGULAR SEASON STATISTICS / GAME-BY-GAME RESULTS

	G	Min.	FGM	FGA	Pct.	FTM	FTA	Pct.	REBOUNDS			Dq.	Stl.	TO	Blk.	SCORING				
									Off.	Def.	Tot.					Ast.	Pf.	Pts.	Avg.	Hl
Bryant	66	2639	573	1324	.433	542	664	.816	95	297	392	174	1	86	270	53	1819	27.8	48	
Butler	77	2746	441	991	.445	275	319	.862	148	304	450	213	2	110	125	23	195	15.5	34	
Odom	64	2320	366	774	.473	207	298	.695	134	519	653	238	211	3	42	161	65	975	15.2	28
Atkins	82	2903	388	910	.426	163	203	.803	31	166	197	358	181	0	73	151	2	1115	13.6	30
Mihm	75	1870	280	552	.507	175	258	.678	197	305	502	50	237	1	14	110	108	735	9.8	25
Jones	76	1830	210	486	.432	55	75	.733	107	291	398	65	165	1	44	24	577	7.6	25	
George	15	306	37	104	.356	15	20	.750	13	40	53	14	32	1	8	12	2	110	7.3	18
Cook	72	1087	176	422	.417	28	37	.757	63	153	216	35	139	3	23	29	26	458	6.4	25
Brown	76	1066	124	348	.356	59	75	.787	21	72	93	155	59	0	32	74	1	333	4.4	27
Medvedenko	43	423	71	156	.455	23	28	.821	31	48	79	13	64	0	9	13	2	165	3.8	16
Grant	69	1136	103	209	.493	57	79	.722	101	156	257	34	175	2	23	43	23	263	3.8	13
Walton	61	768	74	180	.411	34	48	.708	55	87	142	93	70	0	26	58	11	198	3.2	19
Vujacic	35	403	33	117	.282	18	19	.947	13	49	62	51	41	1	12	15	2	101	2.9	10
Bobbitt	2	12	2	5	.400	0	0	---	0	3	3	0	1	0	0	0	5	2.5	5	
Divac	15	130	13	31	.419	8	12	.667	18	14	32	19	25	0	4	14	1	34	2.3	8
Rush*	14	91	4	20	.200	2	2	1.000	3	7	10	3	7	0	2	3	1	12	0.9	4

DATE	OPPONENT	BOX SCORE	W / L	DATE	OPPONENT	BOX SCORE	W / L
Nov. 2	Denver	W 89-78	1-0	Jan. 30	Charlotte	W 101-90	23-19
Nov. 3	@ Utah	L 78-104	1-1	Feb. 1	Portland	W 92-79	24-19
Nov. 5	San Antonio	L 96-105	1-2	Feb. 3	San Antonio	L 91-103	24-20
Nov. 7	Atlanta	W 106-90	1-2	Feb. 6	@ Houston	L 102-103	24-21
Nov. 9	@ New Orleans	W 106-98	3-2	Feb. 7	@ Atlanta	L 108-114	24-22
Nov. 10	@ Memphis	L 87-110	3-3	Feb. 9	@ New Jersey	W 104-103	25-22
Nov. 12	@ Orlando	L 113-122	3-4	Feb. 10	@ Detroit	L 81-103	25-23
Nov. 13	@ Houston	W 84-79	4-4	Feb. 13	@ Cleveland	L 89-103	25-24
Nov. 17	LA Clippers	W 103-89	5-4	Feb. 15	Utah	W 102-95	25-24
Nov. 19	@ Phoenix	L 102-107	5-5	Feb. 22	Boston	W 104-95	27-24
Nov. 21	Chicago	W 102-93	6-5	Feb. 23	@ Portland	W 86-83	28-24
Nov. 23	Milwaukee	W 100-96	7-5	Feb. 25	Detroit	L 90-111	28-25
Nov. 26	Sacramento	L 106-109	7-6	Feb. 27	@ Toronto	L 102-108	28-26
Nov. 28	New Orleans	W 89-76	8-6	Feb. 28	@ New York	L 115-117	28-27
Nov. 30	@ Milwaukee	W 95-90	9-6	Mar. 2	@ Boston	L 101-104	28-28
Dec. 1	@ Chicago	L 84-92	9-7	Mar. 4	Dallas	W 108-103	29-28
Dec. 3	Golden State	W 97-88	10-7	Mar. 6	Indiana	W 103-94	30-28
Dec. 8	Phoenix	L 110-113	10-8	Mar. 8	LA Clippers	L 101-110	30-29
Dec. 11	@ LA Clippers	W 89-87	11-8	Mar. 10	@ Dallas	W 100-95	31-29
Dec. 12	Orlando	L 105-98	12-8	Mar. 12	@ Charlotte	W 117-116	32-29
Dec. 14	@ Seattle	L 93-108	12-9	Mar. 14	@ Washington	L 81-95	32-30
Dec. 16	@ Sacramento	W 115-99	13-9	Mar. 15	@ Philadelphia	L 91-108	32-31
Dec. 17	Washington	L 116-120	13-10	Mar. 17	@ Miami	L 89-102	32-32
Dec. 20	Memphis	L 72-82	13-11	Mar. 18	@ Indiana	L 97-103	32-33
Dec. 22	New Orleans	W 101-89	14-11	Mar. 20	Seattle	L 100-102	32-34
Dec. 25	Miami	L 102-104	14-12	Mar. 22	@ Utah	W 107-115	32-35
Dec. 28	Toronto	W 117-99	15-12	Mar. 24	@ Denver	L 96-117	32-36
Jan. 2	Denver	W 99-91	16-12	Mar. 27	Philadelphia	L 89-96	32-37
Jan. 4	@ San Antonio	L 83-100	16-13	Mar. 29	New York	W 117-107	33-37
Jan. 5	@ Dallas	L 104-118	16-14	Mar. 31	Minnesota	L 96-105	33-38
Jan. 7	Houston	W 111-104	17-14	Apr. 2	@ San Antonio	L 94-95	33-39
Jan. 10	@ Minnesota	W 105-96	18-14	Apr. 3	@ Memphis	L 82-102	33-40
Jan. 12	@ Denver	L 83-95	18-15	Apr. 5	@ Phoenix	L 99-125	33-41
Jan. 13	Cleveland	W 98-94	19-15	Apr. 7	Houston	L 100-114	33-42
Jan. 15	@ Golden State	W 104-102	20-15	Apr. 8	@ Seattle	W 117-94	34-42
Jan. 17	Utah	L 94-102	20-16	Apr. 10	@ Sacramento	L 105-124	34-43
Jan. 19	Minnesota	L 93-90	21-16	Apr. 11	Phoenix	W 97-108	34-44
Jan. 21	Golden State	W 105-101	22-16	Apr. 15	Sacramento	L 106-115	34-45
Jan. 25	Seattle	L 93-104	22-17	Apr. 17	Dallas	L 112-114	34-46
Jan. 26	@ LA Clippers	L 89-105	22-18	Apr. 18	@ Golden State	L 99-126	34-47
Jan. 28	New Jersey	L 103-109	22-19	Apr. 20	@ Portland	L 103-106	34-48

\* Finished season with another team.



# 2005-06 LOS ANGELES LAKERS



## 45-37 - 3RD IN PACIFIC DIVISION

**Head Coach:** Phil Jackson  
**Standing:** Aaron McKie, Devin Green, Kobe Bryant, Luke Walton, Sasha Vujacic, Von Wafer, Smush Parker  
**Seated:** Devean George, Ronny Turiaf, Lamar Odom, Chris Mihm, Andrew Bynum, Kwame Brown, Stanislav Medvedenko, Brian Cook  
**Not pictured:** Jim Jackson, Laron Profit



### 2005-2006 REGULAR SEASON STATISTICS / GAME-BY-GAME RESULTS

	G	Min.	FGM	FGA	Pct.	FTM	FTA	Pct.	REBOUNDS		Tot.	Ast.	PF	Dq.	Stl.	TO	Blk.	SCORING		
									Off.	Def.								Pts.	Avg.	
Bryant	80	3277	978	2173	.450	696	819	.850	71	354	425	360	233	4	147	250	30	2832	35.4	81
Odom	80	3221	445	925	.481	216	313	.690	181	557	738	443	256	4	75	213	64	1186	14.8	27
Parker	82	2773	348	779	.447	125	180	.694	37	234	271	302	213	1	140	147	16	941	11.5	24
Mihm	59	1541	230	459	.501	144	201	.716	137	236	373	61	214	5	16	83	73	604	10.2	21
Cook	81	1535	261	511	.511	84	101	.832	88	186	274	74	205	3	37	61	32	642	7.9	28
Brown	72	1978	204	388	.526	128	235	.545	182	291	473	72	196	3	27	100	46	536	7.4	21
George	71	1542	170	425	.400	58	86	.674	82	192	274	68	159	1	66	54	34	448	6.3	21
Walton	69	1333	135	328	.412	57	76	.750	88	159	247	156	119	1	41	78	15	345	5.0	17
Profit	25	279	40	84	.476	21	24	.875	8	35	43	15	25	0	11	24	5	104	4.2	14
Vujacic	82	1449	108	312	.346	46	52	.885	33	126	159	139	150	0	48	50	3	321	3.9	12
Turiaf	23	161	15	30	.500	15	27	.556	11	26	37	8	30	0	3	7	10	45	2.0	10
Jackson†	13	92	9	31	.290	0	0	---	0	12	12	4	5	0	2	5	0	22	1.7	7
Bynum	46	338	33	82	.402	8	27	.296	34	46	80	9	56	0	4	17	22	74	1.6	16
Wafer	16	73	6	38	.158	6	8	.750	5	3	8	4	12	0	3	1	0	20	1.3	9
Medvedenko	2	6	1	2	.500	0	0	---	0	0	0	1	1	0	0	0	2	1.0	2	0
Green	27	135	6	28	.214	13	21	.619	10	14	24	7	13	0	3	5	0	25	0.9	5
McKie	14	121	3	12	.250	1	2	.500	3	17	20	11	7	0	5	2	0	7	0.5	2

DATE	OPPONENT	BOX SCORE	W / L	DATE	OPPONENT	BOX SCORE	W / L
Nov. 2	@ Denver	W 99-97(OT)	1-0	Jan. 27	Golden State	W 106-105(OT)	23-19
Nov. 3	Phoenix	L 112-122	1-1	Jan. 29	@ Detroit	L 93-102	23-20
Nov. 6	Denver	W 112-92	2-1	Jan. 31	@ New York	W 130-97	24-20
Nov. 8	@ Atlanta	W 103-97	3-1	Feb. 1	@ Indiana	L 79-105	24-21
Nov. 9	@ Minnesota	L 74-88	3-2	Feb. 3	@ Charlotte	L 102-112	24-22
Nov. 11	@ Philadelphia	L 81-85	3-3	Feb. 4	@ NO/Oklia. City	L 90-106	24-23
Nov. 14	@ Memphis	L 73-85	3-4	Feb. 7	@ Dallas	L 87-102	24-24
Nov. 16	New York	W 97-92	4-4	Feb. 8	@ Houston	W 89-78	25-24
Nov. 18	L.A. Clippers	L 91-97	4-5	Feb. 11	Memphis	L 99-100	25-25
Nov. 20	Chicago	L 93-96	4-6	Feb. 13	Utah	W 94-88	26-25
Nov. 24	Seattle	W 108-96	5-6	Feb. 15	Atlanta	L 110-114	26-26
Nov. 27	New Jersey	L 96-102(OT)	5-7	Feb. 21	Portland	W 99-82	27-26
Nov. 29	@ San Antonio	L 84-90	5-8	Feb. 23	Sacramento	W 106-85	28-26
Dec. 1	@ Utah	W 105-101(OT)	6-8	Feb. 24	@ L.A. Clippers	L 83-102	28-27
Dec. 2	Minnesota	L 108-113	6-9	Feb. 26	Boston	L 111-112	28-28
Dec. 4	Charlotte	W 99-98	7-9	Feb. 28	Orlando	W 102-87	29-28
Dec. 6	@ Milwaukee	W 111-92	8-9	Mar. 1	@ Portland	L 93-99	29-29
Dec. 7	@ Toronto	W 102-91	9-9	Mar. 3	@ Golden State	W 106-94	30-29
Dec. 9	@ Chicago	W 93-80	10-9	Mar. 4	Detroit	W 105-94	31-29
Dec. 10	@ Minnesota	L 82-95	10-10	Mar. 6	San Antonio	L 96-103	31-30
Dec. 12	@ Dallas	W 109-106	11-10	Mar. 8	@ NO/Oklia. City	W 113-107	32-30
Dec. 14	@ Memphis	W 94-79	12-10	Mar. 10	@ San Antonio	W 100-92	33-30
Dec. 16	Washington	W 97-91	13-10	Mar. 12	Seattle	L 113-120	33-31
Dec. 18	Houston	L 74-76	13-11	Mar. 14	@ Sacramento	L 98-114	33-32
Dec. 20	Dallas	W 112-90	14-11	Mar. 15	Minnesota	W 92-89	34-32
Dec. 23	@ Orlando	W 104-88	15-11	Mar. 17	@ New Jersey	L 89-92	34-33
Dec. 25	@ Miami	L 92-97	15-12	Mar. 19	@ Cleveland	L 95-96	34-34
Dec. 26	@ Washington	L 91-94	15-13	Mar. 20	@ Boston	W 105-97	35-34
Dec. 28	Memphis	L 99-100(OT)	15-14	Mar. 22	Sacramento	W 87-80	36-34
Jan. 1	Utah	L 94-98	15-15	Mar. 24	Milwaukee	W 101-96	37-34
Jan. 3	@ Utah	L 80-90	15-16	Mar. 26	NO/Oklia. City	W 105-94	38-34
Jan. 6	Philadelphia	W 119-93	16-16	Mar. 30	San Antonio	L 85-96	38-35
Jan. 7	@ L.A. Clippers	W 112-109	17-16	Mar. 31	@ Seattle	W 106-93	39-35
Jan. 9	Indiana	W 96-90	18-16	Apr. 2	Houston	W 104-88	40-35
Jan. 11	@ Portland	L 103-113	18-17	Apr. 6	@ Denver	W 108-110(OT)	40-36
Jan. 12	Cleveland	W 99-98	19-17	Apr. 7	@ Phoenix	L 96-107	40-37
Jan. 14	@ Golden State	W 110-104	20-17	Apr. 9	L.A. Clippers	W 100-83	41-37
Jan. 16	Miami	W 100-92	21-17	Apr. 11	Golden State	W 111-100	42-37
Jan. 19	@ Sacramento	L 109-118(OT)	21-18	Apr. 14	Portland	W 110-99	43-37
Jan. 20	@ Phoenix	L 93-106	21-19	Apr. 16	Phoenix	W 109-89	44-37
Jan. 22	Toronto	W 122-104	22-19	Apr. 19	NO/Oklahoma City	W 115-95	45-37

† Totals with Lakers only.



## 2006-07 LOS ANGELES LAKERS



### 42-40 - 2ND IN PACIFIC DIVISION

**Head Coach:** Phil Jackson  
**Standing:** Shammond Williams, Aaron McKie, Kobe Bryant, Sasha Vujacic, Maurice Evans, Smush Parker, Jordan Farmer  
**Seated:** Luke Walton, Ronny Turiaf, Lamar Odom, Chris Mihm, Andrew Bynum, Kwame Brown, Vladimir Radmanovic, Brian Cook

### 2006-07 REGULAR SEASON STATISTICS / GAME-BY-GAME RESULTS

	G	Min.	FGM	FGA	Pct.	FTM	FTA	Pct.	REBOUNDS			Ast.	PF	Dq.	Stl.	TO	Blk.	SCORING		
									Off.	Def.	Tot.							Pts.	Avg.	Hi
Bryant	77	3140	813	1757	.463	667	768	.868	75	364	439	413	205	2	111	255	36	2430	31.8	65
Odom	56	2202	319	681	.468	198	283	.700	102	445	547	270	182	5	53	163	32	890	15.9	34
Walton	60	1982	264	557	.474	108	145	.745	87	215	302	257	117	2	60	118	21	884	11.4	25
Parker	82	2457	342	785	.436	113	175	.646	45	161	206	228	211	4	119	153	10	907	11.1	26
Brown	41	1132	143	242	.591	59	134	.440	81	163	244	75	124	0	39	76	49	345	8.4	18
Evans	76	1732	234	542	.432	122	155	.787	93	128	221	74	126	0	38	57	14	638	8.4	26
Bynum	82	1793	247	443	.558	143	214	.668	139	345	484	94	249	5	12	115	128	637	7.8	20
Cook	65	1018	185	408	.453	34	47	.723	61	154	215	65	134	3	25	51	27	450	6.9	26
Radmanovic	55	986	134	316	.424	53	73	.726	53	127	180	66	125	2	25	69	18	361	6.6	27
Turiaf	72	1087	147	268	.549	89	134	.664	88	171	259	63	202	5	17	52	78	383	5.3	23
Farmer	72	1090	124	294	.422	27	38	.711	22	97	119	137	77	0	44	73	7	320	4.4	17
Vujacic	73	935	105	268	.392	43	49	.878	28	79	107	64	103	1	41	30	1	313	4.3	18
Williams	30	345	35	86	.407	4	6	.667	11	29	40	31	20	0	12	13	0	94	3.1	14
McKie	10	131	11	17	.647	0	0	---	1	17	18	13	14	0	4	8	0	22	2.2	12

DATE	OPPONENT	BOX SCORE	W / L	DATE	OPPONENT	BOX SCORE	W / L
Oct. 31	Phoenix	W 114-106	1-0	Jan. 22	Golden State	W 108-103	27-15
Nov. 1	@ Golden State	W 110-98	2-0	Jan. 26	Charlotte	L 97-106(OT)	27-16
Nov. 3	Seattle	W 118-112	3-0	Jan. 28	San Antonio	L 94-96(OT)	27-17
Nov. 5	@ Seattle	L 101-117	3-1	Jan. 30	@ New York	L 94-99	27-18
Nov. 7	Minnesota	W 95-88	4-1	Jan. 31	@ Boston	W 111-98	28-18
Nov. 8	@ Portland	L 90-101	4-2	Feb. 2	@ Indiana	L 84-95	28-19
Nov. 10	Detroit	L 83-97	4-3	Feb. 3	@ Washington	W 118-102	29-19
Nov. 12	Memphis	W 91-81	5-3	Feb. 5	@ Atlanta	W 90-83	30-19
Nov. 17	Toronto	W 107-100	6-3	Feb. 8	@ Detroit	L 78-93	30-20
Nov. 19	Chicago	W 82-72	7-3	Feb. 9	@ Toronto	L 92-96	30-21
Nov. 21	L.A. Clippers	W 105-101	8-3	Feb. 11	@ Cleveland	L 90-99	30-22
Nov. 24	@ Utah	L 108-114	8-4	Feb. 13	New York	L 106-107	30-23
Nov. 26	New Jersey	W 99-93	9-4	Feb. 15	Cleveland	L 108-114	30-24
Nov. 28	Milwaukee	L 105-109	9-5	Feb. 21	Portland	L 108-112	30-25
Nov. 30	Utah	W 132-102	10-5	Feb. 23	Boston	W 122-96	31-25
Dec. 2	@ L.A. Clippers	W 97-88	11-5	Feb. 25	@ Golden State	W 102-85	32-25
Dec. 4	Indiana	W 101-87	12-5	Feb. 26	@ Utah	W 102-94	32-26
Dec. 6	NO/Oklahoma City	L 89-105	12-6	Mar. 2	Sacramento	L 108-116	33-26
Dec. 8	Atlanta	W 106-95	13-6	Mar. 4	@ Phoenix	L 94-99	33-27
Dec. 10	San Antonio	W 106-99	14-6	Mar. 6	@ Minnesota	L 107-117(2OT)	33-28
Dec. 12	@ Houston	W 102-94	15-6	Mar. 7	@ Milwaukee	L 90-110	33-29
Dec. 13	@ Dallas	L 101-110	15-7	Mar. 9	@ Philadelphia	L 92-108	33-30
Dec. 15	Houston	W 112-101(2OT)	16-7	Mar. 11	Dallas	L 72-108	33-31
Dec. 17	Washington	L 141-147(OT)	16-8	Mar. 15	@ Denver	L 86-113	33-32
Dec. 19	@ Chicago	L 89-94	16-9	Mar. 16	Portland	W 116-111(OT)	34-32
Dec. 20	@ Minnesota	W 111-94	17-9	Mar. 18	Minnesota	W 109-102	35-32
Dec. 22	@ New Jersey	W 99-95	18-9	Mar. 22	@ Memphis	W 121-119	36-32
Dec. 25	@ Miami	L 85-101	18-10	Mar. 23	@ NO/Oklahoma City	W 111-105	37-32
Dec. 27	@ Orlando	W 106-93	19-10	Mar. 25	Golden State	W 115-113	38-32
Dec. 29	@ Charlotte	L 124-133(3OT)	19-11	Mar. 27	Memphis	L 86-88	38-33
Dec. 31	Philadelphia	W 104-94	20-11	Mar. 30	Houston	L 104-107(OT)	38-34
Jan. 4	@ Sacramento	W 132-128(OT)	21-11	Apr. 1	Sacramento	W 126-103	39-34
Jan. 5	Denver	W 123-104	22-11	Apr. 3	Denver	L 105-111	39-35
Jan. 7	Dallas	W 101-98	23-11	Apr. 4	@ L.A. Clippers	L 82-90	39-36
Jan. 9	@ Memphis	L 118-128	23-12	Apr. 6	@ Seattle	W 112-109	40-36
Jan. 10	@ Houston	L 77-102	23-13	Apr. 8	Phoenix	L 107-115	40-37
Jan. 12	Orlando	W 109-106	24-13	Apr. 9	@ Denver	L 111-115	40-38
Jan. 15	Miami	W 124-118(OT)	25-13	Apr. 12	L.A. Clippers	L 110-118	40-39
Jan. 17	@ San Antonio	W 100-96	26-13	Apr. 13	@ Phoenix	L 85-93	40-40
Jan. 18	@ Dallas	L 95-114	26-14	Apr. 15	Seattle	W 109-98	41-40
Jan. 20	@ NO/Oklahoma City	L 103-113	26-15	Apr. 18	@ Sacramento	W 117-106	42-40



# 2007-08 LOS ANGELES LAKERS



## 57-25 - 1ST IN PACIFIC DIVISION

**Head Coach:** Phil Jackson  
**Standing:** Derek Fisher, Coby Karl, Kobe Bryant, Trevor Ariza, Sasha Vujacic, Jordan Farmer  
**Seated:** Vladimir Radmanovic, Lamar Odom, DJ Mbenga, Chris Mihm, Andrew Bynum, Pau Gasol, Ronny Turiaf, Luke Walton  
**Not pictured:** Kwame Brown, Brian Cook, Javaris Crittenton, Maurice Evans, Ira Newble



*Western Conference Champions*

### 2007-2008 REGULAR SEASON STATISTICS / GAME-BY-GAME RESULTS

	G	Min.	FGM	FGA	Pct.	FTM	FTA	Pct.	REBOUNDS			Dq.	Stl.	TO	Blk.	SCORING				
									Off.	Def.	Tot.					Ast.	PF	Pts.	Avg.	HI
Bryant	82	3192	775	1690	459	623	742	840	94	423	517	441	227	1	151	257	40	2323	28.3	53
Gasol†	27	918	196	333	589	116	147	789	61	150	211	95	54	0	14	44	42	508	18.8	31
Odom	77	2921	417	795	525	229	328	698	197	622	819	273	222	3	75	156	72	1094	14.2	31
Bynum	35	1008	189	297	636	82	118	695	105	251	356	63	98	2	12	52	72	460	13.1	28
Fisher	82	2249	339	777	436	166	188	883	24	146	170	239	188	0	86	90	3	956	11.7	28
Farmer	82	1690	291	631	461	53	78	679	39	144	183	225	105	0	77	108	5	749	9.1	24
Vujacic	72	1279	219	482	454	76	91	835	19	135	154	72	107	0	36	52	5	632	8.8	22
Radmanovic	65	1483	198	437	453	52	65	800	56	159	215	123	147	1	46	73	12	543	8.4	21
Walton	74	1729	215	478	450	77	109	706	85	206	291	218	133	1	60	100	18	535	7.2	19
Turiaf	78	1458	188	397	474	140	186	753	95	211	306	128	199	3	28	72	108	516	6.6	16
Ariza†	24	431	55	105	524	41	60	683	25	59	84	36	36	0	26	18	8	156	6.5	15
Brown*	23	509	53	103	515	26	64	406	31	100	131	28	58	0	16	37	19	132	5.7	10
Evans*	7	96	9	28	321	12	15	800	4	5	9	12	10	0	5	0	1	31	4.4	8
Mihm	23	278	32	95	337	18	27	667	28	49	77	13	42	0	4	17	14	82	3.6	11
Crittenton*	22	171	26	53	491	19	28	679	7	14	21	18	12	0	7	22	0	72	3.3	19
Cook*	6	70	4	21	190	4	4	800	4	6	10	3	6	0	2	4	0	14	2.3	10
Mbenga†	26	196	30	61	492	4	10	400	15	26	41	3	38	1	4	8	16	64	3.0	6
Karl	17	71	9	26	346	8	10	800	3	11	14	9	1	0	4	5	2	30	1.8	6
Newble†	6	31	3	9	333	0	0	---	6	5	11	3	5	0	1	3	1	7	1.2	3

DATE	OPPONENT	BOX SCORE	W / L	DATE	OPPONENT	BOX SCORE	W / L
Oct. 30	@ Houston	L 93-95	0-1	Jan. 27	Cleveland	L 95-98	27-15
Nov. 2	@ Phoenix	W 119-98	1-1	Jan. 29	New York	W 120-109	28-15
Nov. 4	Utah	W 119-109	2-1	Jan. 31	@ Detroit	L 89-90	28-16
Nov. 6	New Orleans	L 104-118	2-2	Feb. 1	@ Toronto	W 121-101	29-16
Nov. 9	Minnesota	W 107-93	3-2	Feb. 3	@ Washington	W 103-91	30-16
Nov. 13	@ San Antonio	L 92-107	3-3	Feb. 5	@ New Jersey	L 105-90	31-16
Nov. 14	@ Houston	W 93-90	4-3	Feb. 6	@ Atlanta	W 95-98	31-17
Nov. 16	Detroit	W 103-91	5-3	Feb. 8	@ Orlando	W 117-113	32-17
Nov. 18	Chicago	W 106-78	6-3	Feb. 10	@ Miami	W 104-94	33-17
Nov. 20	@ Indiana	W 134-114	7-3	Feb. 11	@ Charlotte	W 106-97	34-17
Nov. 21	@ Milwaukee	L 103-110	7-4	Feb. 13	@ Minnesota	W 117-92	35-17
Nov. 23	@ Boston	L 94-107	7-5	Feb. 19	Atlanta	W 122-93	36-17
Nov. 25	New Jersey	L 100-102	7-6	Feb. 20	@ Phoenix	W 130-124	37-17
Nov. 27	Seattle	W 106-99	8-6	Feb. 23	@ L.A. Clippers	W 113-95	38-17
Nov. 29	Denver	W 127-99	9-6	Feb. 24	@ Seattle	W 111-91	39-17
Nov. 30	@ Utah	L 96-120	9-7	Feb. 26	Portland	W 96-83	40-17
Dec. 2	Orlando	L 97-104	9-8	Feb. 28	Miami	W 106-88	41-17
Dec. 4	@ Minnesota	W 116-95	10-8	Feb. 29	@ Portland	L 111-119	41-18
Dec. 5	@ Denver	W 111-107	11-8	Mar. 2	Dallas	W 108-104(OT)	42-18
Dec. 9	Golden State	W 123-113	12-8	Mar. 4	@ Sacramento	W 117-105	43-18
Dec. 13	San Antonio	W 102-97	13-8	Mar. 9	L.A. Clippers	W 119-92	44-18
Dec. 14	@ Golden State	W 106-108	13-9	Mar. 9	Sacramento	W 113-114	44-19
Dec. 16	L.A. Clippers	W 113-92	14-9	Mar. 11	Toronto	L 117-108	45-19
Dec. 18	@ Chicago	W 103-91	15-9	Mar. 14	@ New Orleans	L 98-108	45-20
Dec. 20	@ Cleveland	L 90-94	15-10	Mar. 16	@ Houston	L 92-104	45-21
Dec. 21	@ Philadelphia	W 106-101	16-10	Mar. 18	@ Dallas	W 102-100	46-21
Dec. 23	@ New York	W 95-90	17-10	Mar. 20	@ Utah	W 106-95	47-21
Dec. 25	Phoenix	W 122-115	18-10	Mar. 21	Seattle	W 130-105	48-21
Dec. 28	Utah	W 123-109	19-10	Mar. 23	Golden State	L 111-115	48-22
Dec. 30	Boston	L 91-110	19-11	Mar. 24	@ Golden State	W 123-119(OT)	49-22
Jan. 4	Philadelphia	W 124-93	20-11	Mar. 26	Charlotte	L 95-108	49-23
Jan. 6	Indiana	W 112-96	21-11	Mar. 28	Memphis	W 111-114	49-24
Jan. 8	@ Memphis	W 117-101	22-11	Mar. 30	Washington	W 126-120(OT)	50-24
Jan. 9	@ New Orleans	W 109-80	23-11	Apr. 2	Portland	W 104-91	51-24
Jan. 11	Milwaukee	W 110-105	24-11	Apr. 4	Dallas	W 112-108	52-24
Jan. 13	Memphis	W 100-99	25-11	Apr. 6	@ Sacramento	W 114-92	53-24
Jan. 14	@ Seattle	W 123-121(OT)	26-11	Apr. 8	@ Portland	L 103-112	53-25
Jan. 17	Phoenix	L 98-106	26-12	Apr. 10	@ L.A. Clippers	W 106-78	54-25
Jan. 21	Denver	W 116-99	27-12	Apr. 11	New Orleans	W 107-104	55-25
Jan. 23	@ San Antonio	L 91-103	27-13	Apr. 13	San Antonio	W 106-85	56-25
Jan. 25	@ Dallas	L 105-112	27-14	Apr. 15	Sacramento	W 124-101	57-25

\* Finished season with another team. † Totals with Lakers only.



# 2008-09 LOS ANGELES LAKERS

## 65-17 - 1ST IN PACIFIC DIVISION



**Head Coach:** Phil Jackson  
**Standing:** Derek Fisher, Shannon Brown, Adam Morrison, Kobe Bryant, Sasha Vujacic, Jordan Farmar  
**Seated:** Luke Walton, Josh Powell, DJ Mbenga, Pau Gasol, Andrew Bynum, Lamar Odum, Sun Yue, Trevor Ariza  
**Not pictured:** Chris Mihm, Vladimir Radmanovic

*NBA Champions*

### 2008-09 REGULAR SEASON STATISTICS / GAME-BY-GAME RESULTS

	G	Min.	FGM	FGA	Pct.	FTM	FTA	Pct.	REBOUNDS					SCORING						
									Off.	Def.	Tot.	Ast.	PF	Dq.	Stl.	TO	Blk.	Pts.	Avg.	Hi
Bryant	82	2960	800	1712	.467	467	483	.564	90	339	429	399	189	1	120	210	37	2201	26.8	61
Gasol	81	2999	592	1045	.567	343	439	.781	262	518	780	284	172	0	52	157	81	1528	18.9	36
Bynum	50	1446	281	502	.560	152	215	.707	137	261	398	71	157	1	18	85	90	714	14.3	42
Odum	78	2316	346	703	.492	160	257	.623	176	461	637	204	235	5	77	138	98	885	11.3	28
Fisher	82	2441	292	688	.424	110	130	.846	25	163	188	261	187	0	95	72	6	814	9.9	27
Ariza	82	1999	274	596	.460	120	169	.710	111	241	352	145	166	1	137	87	24	729	8.9	26
Farmar	65	1192	161	412	.391	45	77	.584	22	95	117	155	105	0	57	87	10	416	6.4	18
Radmanovic	46	771	95	214	.444	23	27	.852	18	99	117	38	51	0	28	47	7	273	5.9	18
Vujacic	80	1293	155	401	.387	70	76	.921	19	116	135	113	154	0	77	35	7	461	5.8	17
Walton	65	1166	134	307	.436	41	57	.719	55	125	180	177	105	1	32	69	10	326	5.0	14
Powell	60	703	106	239	.444	38	50	.760	71	105	176	27	98	0	9	51	17	250	4.2	17
Brown†	18	136	22	42	.524	8	9	.889	3	17	20	10	9	0	4	9	2	58	3.2	10
Mbenga	23	181	27	57	.474	7	8	.875	9	22	31	9	33	0	10	13	24	61	2.7	10
Mihm*	18	105	15	40	.375	6	7	.857	15	19	34	10	23	0	1	10	6	36	2.0	10
Morrison†	8	44	4	12	.333	1	2	.500	2	6	8	3	4	0	0	3	0	10	1.3	5
Sun	10	28	3	11	.273	0	0	---	0	0	0	2	10	0	1	3	1	6	0.6	4

DATE	OPPONENT	BOX SCORE	W / L	DATE	OPPONENT	BOX SCORE	W / L
Oct. 28	Portland	W 96-76	1-0	Jan. 22	Washington	W 117-97	34-8
Oct. 29	@ L.A. Clippers	W 117-79	2-0	Jan. 25	San Antonio	W 99-85	35-8
Nov. 1	@ Denver	W 104-97	3-0	Jan. 27	Charlotte	L 110-117(20T)	35-9
Nov. 5	L.A. Clippers	W 106-88	4-0	Jan. 30	@ Minnesota	W 132-119	36-9
Nov. 9	Houston	W 111-82	5-0	Jan. 31	@ Memphis	W 115-98	37-9
Nov. 11	@ Dallas	W 106-99	6-0	Feb. 2	@ New York	W 128-117	38-9
Nov. 12	@ New Orleans	L 93-86	7-0	Feb. 4	@ Toronto	W 115-107	39-9
Nov. 14	Detroit	L 95-103	7-1	Feb. 5	@ Boston	W 110-109(OT)	40-9
Nov. 18	Chicago	W 116-109	8-1	Feb. 8	@ Cleveland	W 110-91	41-9
Nov. 20	@ Phoenix	W 105-92	9-1	Feb. 10	Oklahoma City	W 105-98	42-9
Nov. 21	Denver	W 104-90	10-1	Feb. 11	@ Utah	L 109-113	42-10
Nov. 23	Sacramento	W 118-108	11-1	Feb. 17	Atlanta	W 96-83	43-10
Nov. 25	New Jersey	W 120-93	12-1	Feb. 18	@ Golden State	W 129-121	44-10
Nov. 28	Dallas	W 114-107	13-1	Feb. 20	New Orleans	W 115-111(OT)	45-10
Nov. 30	Toronto	W 112-99	14-1	Feb. 22	@ Minnesota	W 111-108	46-10
Dec. 2	@ Indiana	L 117-118	14-2	Feb. 24	@ Oklahoma City	W 107-93	47-10
Dec. 3	@ Philadelphia	W 114-102	15-2	Feb. 26	Phoenix	W 132-106	48-10
Dec. 5	@ Washington	W 106-104	16-2	Feb. 27	@ Denver	L 79-90	48-11
Dec. 9	Milwaukee	W 105-92	17-2	Mar. 1	@ Phoenix	L 111-118	48-12
Dec. 9	@ Sacramento	L 101-113	17-3	Mar. 3	Memphis	W 99-89	49-12
Dec. 10	Phoenix	W 115-110	18-3	Mar. 6	Minnesota	W 110-90	50-12
Dec. 12	Sacramento	W 112-103	19-3	Mar. 9	@ Portland	L 94-111	50-13
Dec. 14	Minnesota	W 98-86	20-3	Mar. 11	@ Houston	W 102-96	51-13
Dec. 16	New York	W 116-114	21-3	Mar. 12	@ San Antonio	W 109-95	52-13
Dec. 19	@ Miami	L 87-89	21-4	Mar. 15	Dallas	W 107-100	53-13
Dec. 20	@ Orlando	L 103-106	21-5	Mar. 17	Philadelphia	L 93-94	53-14
Dec. 22	@ Memphis	W 105-96	22-5	Mar. 19	Golden State	W 114-106	54-14
Dec. 23	@ New Orleans	W 100-87	23-5	Mar. 21	@ Chicago	W 117-109	55-14
Dec. 25	Boston	W 92-83	24-5	Mar. 24	@ Oklahoma City	W 107-89	56-14
Dec. 28	Golden State	W 130-113	25-5	Mar. 26	@ Detroit	W 92-77	57-14
Jan. 2	Utah	W 113-100	26-5	Mar. 27	@ New Jersey	W 103-95	58-14
Jan. 4	Portland	W 100-86	27-5	Mar. 29	@ Atlanta	L 76-86	58-15
Jan. 6	New Orleans	L 105-116	27-6	Mar. 31	@ Charlotte	L 84-94	58-16
Jan. 7	@ Golden State	W 114-106	28-6	Apr. 1	@ Milwaukee	W 104-98	59-16
Jan. 9	Indiana	W 121-119	29-6	Apr. 3	Houston	W 93-81	60-16
Jan. 11	Miami	W 108-105	30-6	Apr. 5	L.A. Clippers	W 88-85	61-16
Jan. 13	@ Houston	W 105-100	31-6	Apr. 7	@ Sacramento	W 122-104	62-16
Jan. 14	@ San Antonio	L 111-112	31-7	Apr. 9	Denver	W 116-102	63-16
Jan. 16	Orlando	L 103-109	31-8	Apr. 10	@ Portland	L 98-106	63-17
Jan. 19	Cleveland	W 105-88	32-8	Apr. 12	Memphis	W 92-75	64-17
Jan. 21	@ L.A. Clippers	W 108-97	33-8	Apr. 14	Utah	W 125-112	65-17







**57-25 - 1ST IN PACIFIC DIVISION**

**Head Coach:** Phil Jackson  
**Standing:** Derek Fisher, Shannon Brown, Adam Morrison, Kobe Bryant, Sasha Vujacic, Jordan Farmar  
**Seated:** Luke Walton, Josh Powell, DJ Mbenga, Pau Gasol, Andrew Bynum, Lamar Odom, Metta World Peace



*NBA Champions*

**2009-2010 REGULAR SEASON STATISTICS / GAME-BY-GAME RESULTS**

	G	Min.	FGM	FGA	Pct.	FTM	FTA	Pct.	REBOUNDS					Stl.	TO	Blk.	Pts.	Avg.	HI	
									Off.	Def.	Tot.	Ast.	PF							
Bryant	73	2835	716	1509	456	439	541	81.1	78	313	391	365	187	0	113	233	20	1970	27.0	44
Gasol	65	2403	452	844	536	286	362	73.0	243	491	734	218	152	0	37	143	113	1190	18.3	32
Bynum	65	1977	382	688	570	193	261	73.9	177	364	541	68	193	2	35	115	94	977	15.0	27
World Peace	77	2605	306	740	414	128	186	68.8	99	232	331	234	165	1	106	121	21	845	11.0	22
Odom	82	2585	342	739	463	140	202	69.3	184	618	802	267	227	1	75	150	59	882	10.8	26
Brown	82	1700	253	592	427	99	121	81.8	30	153	183	108	129	0	57	67	31	667	8.1	27
Fisher	82	2227	212	558	380	113	132	85.6	25	145	170	201	202	1	90	78	9	615	7.5	15
Farmar	82	1474	224	515	435	57	85	67.1	14	117	131	127	109	0	52	72	11	591	7.2	24
Vujacic	67	575	66	164	402	28	33	84.8	25	54	79	41	67	0	20	17	4	185	2.8	13
Powell	63	581	71	194	366	20	31	64.5	44	72	116	35	71	0	9	33	6	169	2.7	14
Morrison	31	241	32	85	376	5	8	62.5	10	22	32	18	17	0	3	10	2	74	2.4	7
Walton	29	272	30	84	357	2	4	50.0	12	26	38	40	19	0	10	12	1	69	2.4	11
Mbenga	49	355	48	103	466	9	19	47.4	32	55	87	8	54	0	5	15	29	105	2.1	11

DATE	OPPONENT	BOX SCORE	W / L	DATE	OPPONENT	BOX SCORE	W / L
Oct. 27	L.A. Clippers	W 99-92	1-0	Jan. 21	@ Cleveland	L 87-93	32-10
Oct. 30	Dallas	W 80-94	1-1	Jan. 22	@ New York	W 115-105	33-10
Nov. 1	Atlanta	W 118-110	2-1	Jan. 24	@ Toronto	L 105-106	33-11
Nov. 3	@ Oklahoma City	W 101-98 (OT)	3-1	Jan. 26	@ Washington	W 115-103	34-11
Nov. 4	@ Houston	W 103-102 (OT)	4-1	Jan. 27	@ Indiana	W 118-96	35-11
Nov. 6	Memphis	W 114-98	5-1	Jan. 29	@ Philadelphia	W 99-91	36-11
Nov. 8	New Orleans	W 104-88	6-1	Jan. 31	@ Boston	W 90-89	37-11
Nov. 12	Phoenix	W 121-102	7-1	Feb. 1	@ Memphis	L 93-95	37-12
Nov. 13	@ Denver	W 79-105	7-2	Feb. 3	Charlotte	W 99-97	38-12
Nov. 15	Houston	L 91-101	7-3	Feb. 5	Denver	L 113-126	38-13
Nov. 17	Detroit	W 106-93	8-3	Feb. 6	@ Portland	W 99-82	39-13
Nov. 19	Chicago	W 108-93	9-3	Feb. 8	San Antonio	W 101-89	40-13
Nov. 22	Oklahoma City	W 101-85	10-3	Feb. 10	@ Utah	W 96-81	41-13
Nov. 24	New York	W 100-90	11-3	Feb. 16	Golden State	W 104-94	42-13
Nov. 28	@ Golden State	W 130-97	12-3	Feb. 18	Boston	L 86-87	42-14
Nov. 29	New Jersey	W 106-87	13-3	Feb. 23	@ Memphis	W 99-98	43-14
Dec. 1	New Orleans	W 110-99	14-3	Feb. 24	@ Dallas	L 96-101	43-15
Dec. 4	Miami	W 108-107	15-3	Feb. 26	Philadelphia	W 99-90	44-15
Dec. 6	Phoenix	W 108-88	16-3	Feb. 28	Denver	W 95-89	45-15
Dec. 9	Utah	W 101-77	17-3	Mar. 2	Indiana	W 122-99	46-15
Dec. 11	Minnesota	W 104-92	18-3	Mar. 4	@ Miami	L 111-114 (OT)	46-16
Dec. 12	@ Utah	L 94-102	18-4	Mar. 5	@ Charlotte	L 83-98	46-17
Dec. 15	@ Chicago	W 96-87	19-4	Mar. 7	@ Orlando	L 94-96	46-18
Dec. 16	@ Milwaukee	W 107-106 (OT)	20-4	Mar. 9	Toronto	W 109-107	47-18
Dec. 19	@ New Jersey	W 103-84	21-4	Mar. 12	@ Phoenix	W 102-96	48-18
Dec. 20	@ Detroit	W 93-81	22-4	Mar. 15	@ Golden State	W 124-121	49-18
Dec. 22	Oklahoma City	W 111-108	23-4	Mar. 16	@ Sacramento	W 106-99	50-18
Dec. 25	Cleveland	L 87-102	23-5	Mar. 19	Minnesota	W 104-96	51-18
Dec. 26	@ Sacramento	W 112-103 (2OT)	24-5	Mar. 21	Washington	W 99-92	52-18
Dec. 28	@ Phoenix	L 103-118	24-6	Mar. 24	@ San Antonio	W 92-83	53-18
Dec. 29	Golden State	W 124-118	25-6	Mar. 26	@ Oklahoma City	L 75-91	53-19
Jan. 1	Sacramento	W 109-108	26-6	Mar. 27	@ Houston	W 109-101	54-19
Jan. 3	Dallas	W 131-96	27-6	Mar. 29	@ New Orleans	L 100-108	54-20
Jan. 5	Houston	W 88-79	28-6	Mar. 31	@ Atlanta	L 92-109	54-21
Jan. 6	@ L.A. Clippers	L 91-102	28-7	Apr. 2	Utah	W 106-92	55-21
Jan. 8	@ Portland	L 98-107	28-8	Apr. 4	San Antonio	L 81-100	55-22
Jan. 10	Milwaukee	W 95-77	29-8	Apr. 8	@ Denver	L 96-98	55-23
Jan. 12	@ San Antonio	L 85-105	29-9	Apr. 9	@ Minnesota	W 97-88	56-23
Jan. 13	@ Dallas	W 100-95	30-9	Apr. 11	Portland	L 88-91	56-24
Jan. 15	L.A. Clippers	W 126-86	31-9	Apr. 13	Sacramento	W 106-100	57-24
Jan. 18	Orlando	W 98-92	32-9	Apr. 14	@ L.A. Clippers	L 91-107	57-25





# 2010-11 LOS ANGELES LAKERS

## 57-25 - 1ST IN PACIFIC DIVISION



**Head Coach:** Phil Jackson  
**Staff:** Steve Blake, Shannon Brown, Luke Walton, Matt Barnes, Kobe Bryant, Derek Fisher  
**Seated:** Devin Ebanks, Joe Smith, Lamar Odom, Pau Gasol, Andrew Bynum, Theo Ratliff, Derrick Caracter, Metta World Peace  
**Not pictured:** Trey Johnson, Sasha Vujacic

### 2010-11 REGULAR SEASON STATISTICS / GAME-BY-GAME RESULTS

	G	Min.	FGM	FGA	Pct.	FTM	FTA	Pct.	REBOUNDS			Ast.	PF	Dq.	Stl.	TO	Bk.	SCORING		
									Off.	Def.	Tot.							Pts.	Avg.	Hl
Bryant	82	27.79	740	1639	.451	483	563	.828	83	336	419	388	172	0	99	243	12	2078	25.3	42
Gasol	82	30.37	593	1120	.529	354	430	.823	268	568	836	273	203	2	48	142	130	1541	18.8	34
Odom	82	26.39	473	893	.530	166	246	.675	175	535	710	249	200	1	47	139	61	1180	14.4	29
Bynum	54	15.00	237	413	.574	138	209	.660	170	338	508	73	140	1	19	74	106	612	11.3	22
Brown	82	15.68	273	643	.425	92	101	.911	35	122	157	96	124	0	67	75	16	712	8.7	21
World Peace	82	24.10	261	658	.397	92	136	.676	100	167	267	175	181	1	124	90	36	697	8.5	24
Fisher	82	22.97	206	529	.389	83	103	.806	14	138	152	224	192	0	99	70	8	558	6.8	19
Barnes	53	10.20	131	279	.470	60	77	.779	73	155	228	71	127	0	39	58	22	356	6.7	24
Johnson†	1	13	2	3	.667	2	2	1.000	0	0	0	0	0	0	0	0	0	6	6.0	6
Blake	79	15.81	110	306	.359	26	30	.867	19	137	156	170	99	0	40	73	3	319	4.0	14
Ebanks	20	11.8	21	51	.412	18	23	.783	15	12	27	2	7	0	4	6	5	62	3.1	9
Caracter	41	21.5	32	66	.485	17	23	.739	19	24	43	5	47	1	4	19	10	81	2.0	10
Vujacic*	11	54	8	23	.348	1	2	.500	1	3	4	5	7	0	1	5	0	20	1.8	6
Walton	54	48.4	38	116	.328	7	10	.700	9	58	67	62	38	0	9	31	4	91	1.7	9
Smith†	12	44	2	12	.167	2	2	1.000	2	16	18	3	10	0	0	3	4	6	0.5	2
Ratliff	10	71	1	6	.167	0	2	.000	6	7	13	3	7	0	2	3	5	2	0.2	2

DATE	OPPONENT	BOX SCORE	W / L	DATE	OPPONENT	BOX SCORE	W / L
Oct. 26	Houston	W 112-110	1-0	Jan. 16	@ L.A. Clippers	L 92-99	30-12
Oct. 29	@ Phoenix	W 114-106	2-0	Jan. 17	Oklahoma City	W 101-94	31-12
Oct. 31	Golden State	W 107-83	3-0	Jan. 19	@ Dallas	L 100-109	31-13
Nov. 2	Memphis	W 124-105	4-0	Jan. 21	@ Denver	W 107-97	32-13
Nov. 3	@ Sacramento	W 112-100	5-0	Jan. 25	Utah	W 120-91	33-13
Nov. 5	Toronto	W 108-103	6-0	Jan. 28	Sacramento	L 95-100	33-14
Nov. 7	Portland	W 121-96	7-0	Jan. 30	Boston	L 96-109	33-15
Nov. 9	Minnesota	W 99-94	8-0	Feb. 1	Houston	W 114-106(OT)	34-15
Nov. 11	@ Denver	L 112-118	8-1	Feb. 3	San Antonio	L 88-89	34-16
Nov. 14	@ Phoenix	L 116-121	8-2	Feb. 5	@ New Orleans	W 101-95	35-16
Nov. 16	@ Milwaukee	W 118-107	9-2	Feb. 7	@ Memphis	W 93-84	36-16
Nov. 17	@ Detroit	W 103-90	10-2	Feb. 10	@ Boston	W 92-86	37-16
Nov. 19	@ Minnesota	W 112-95	11-2	Feb. 11	@ New York	W 113-96	38-16
Nov. 21	Golden State	W 117-89	12-2	Feb. 13	@ Orlando	L 75-89	38-17
Nov. 23	Chicago	W 98-91	13-2	Feb. 14	@ Charlotte	L 89-109	38-18
Nov. 26	@ Utah	L 96-102	13-3	Feb. 16	@ Cleveland	L 99-104	38-19
Nov. 28	Indiana	L 92-95	13-4	Feb. 22	Atlanta	W 104-80	39-19
Nov. 30	@ Memphis	L 96-98	13-5	Feb. 23	@ Portland	W 106-101(OT)	40-19
Dec. 1	@ Houston	L 99-109	13-6	Feb. 25	L.A. Clippers	W 108-95	41-19
Dec. 3	Sacramento	W 113-80	14-6	Feb. 27	@ Oklahoma City	W 90-87	42-19
Dec. 7	Washington	W 115-108	15-6	Mar. 1	@ Minnesota	W 90-79	43-19
Dec. 8	@ L.A. Clippers	W 87-85	16-6	Mar. 4	Charlotte	W 92-84	44-19
Dec. 10	@ Chicago	L 84-88	16-7	Mar. 6	@ San Antonio	W 96-83	45-19
Dec. 12	@ New Jersey	W 99-92	17-7	Mar. 8	@ Atlanta	W 101-87	46-19
Dec. 14	@ Washington	W 103-89	18-7	Mar. 10	@ Miami	L 88-94	46-20
Dec. 15	@ Indiana	W 109-94	19-7	Mar. 12	@ Dallas	W 96-91	47-20
Dec. 17	@ Philadelphia	W 93-81	20-7	Mar. 14	Orlando	W 97-84	48-20
Dec. 19	@ Toronto	W 120-110	21-7	Mar. 18	Minnesota	W 106-98	49-20
Dec. 21	Milwaukee	L 79-98	21-8	Mar. 20	Portland	W 84-80	50-20
Dec. 25	Miami	L 80-96	21-9	Mar. 22	Phoenix	W 139-137(30T)	51-20
Dec. 28	@ San Antonio	L 82-97	21-10	Mar. 25	L.A. Clippers	W 112-104	52-20
Dec. 29	@ New Orleans	W 103-88	22-10	Mar. 27	New Orleans	W 102-84	53-20
Dec. 31	Philadelphia	W 102-98	23-10	Mar. 31	Dallas	W 110-82	54-20
Jan. 2	Memphis	L 85-104	23-11	Apr. 1	@ Utah	W 96-85	55-20
Jan. 4	Detroit	W 108-83	24-11	Apr. 3	Utah	L 90-95	55-21
Jan. 7	@ Phoenix	W 99-95	25-11	Apr. 5	Denver	L 85-86	55-22
Jan. 9	New Orleans	W 101-97	26-11	Apr. 6	@ Golden State	L 87-95	55-23
Jan. 9	New York	W 109-87	27-11	Apr. 8	@ Portland	L 86-93	55-24
Jan. 11	Cleveland	W 112-57	28-11	Apr. 10	Oklahoma City	L 106-120	55-25
Jan. 12	@ Golden State	W 115-110	29-11	Apr. 12	San Antonio	W 102-93	56-25
Jan. 14	New Jersey	W 100-88	30-11	Apr. 13	@ Sacramento	W 116-108(OT)	57-25





**41-25 - 1ST IN PACIFIC DIVISION**

**Head Coach:** Mike Brown  
**Standing:** Steve Blake, Darius Morris, Metta World Peace, Kobe Bryant, Ramon Sessions, Andrew Goudelock  
**Seated:** Matt Barnes, Jordan Hill, Troy Murphy, Pau Gasol, Andrew Bynum, Josh McRoberts, Devin Ebanks, Christian Eyenga



**2011-2012 REGULAR SEASON STATISTICS / GAME-BY-GAME RESULTS**

	G	Min.	FGM	FGA	Pct.	FTM	FTA	Pct.	REBOUNDS					SCORING						
									Off.	Def.	Tot.	Ast.	PF	Dq.	Stl.	TO	Bk.	Pts.	Avg.	Hi
Bryant	58	2232	574	1336	.430	381	451	.845	66	247	313	264	105	0	69	204	18	1616	27.9	48
Bynum	60	2112	444	796	.558	34	338	.692	192	517	709	85	104	0	27	152	116	1123	18.7	37
Gasol	65	2430	459	917	.501	204	261	.782	183	495	678	238	127	0	37	142	88	1129	17.4	30
Sessions†	23	701	101	211	.479	72	101	.713	14	73	87	142	37	0	17	59	2	291	12.7	23
Barnes	63	1440	175	387	.452	95	128	.742	97	247	344	126	152	2	35	73	48	491	7.8	24
World Peace	64	1720	183	465	.394	71	115	.617	71	147	218	140	137	1	69	69	27	493	7.7	26
Fisher*	43	1101	92	240	.383	44	53	.830	10	82	92	142	85	1	40	58	3	252	5.9	15
Blake	53	1237	101	268	.377	21	27	.778	9	76	85	174	75	0	39	72	2	276	5.2	17
Hill†	7	82	14	30	.467	5	8	.625	14	17	31	2	11	0	5	7	6	33	4.7	14
Goudelock	40	419	68	174	.391	11	12	.917	5	26	31	20	32	0	4	21	0	175	4.4	14
Ebanks	24	396	37	89	.416	23	35	.657	26	28	54	12	26	0	11	18	6	97	4.0	14
Murphy	59	956	77	171	.450	6	9	.667	40	151	191	51	98	1	15	26	16	188	3.2	12
McRoberts	50	718	56	118	.475	23	36	.639	61	110	171	51	74	0	15	31	18	138	2.8	16
Eyenga†	1	19	3	6	.500	2	2	1.000	1	1	2	1	0	0	1	1	8	8.0	8	
Morris	19	169	18	42	.429	6	9	.667	2	14	16	21	16	0	2	19	0	46	2.4	9
Kapono*	27	269	21	55	.382	4	4	1.000	2	12	14	11	21	0	3	6	0	54	2.0	9
Walton*	9	65	6	14	.429	0	0	---	6	8	14	5	9	0	2	2	0	12	1.3	6

DATE	OPPONENT	BOX SCORE	W / L	DATE	OPPONENT	BOX SCORE	W / L
Dec. 25	Chicago	L 87-88	0-1	Mar. 13	@ Memphis	W 116-111(2OT)	26-16
Dec. 26	@ Sacramento	L 91-100	0-2	Mar. 14	@ New Orleans	W 107-101(OT)	27-16
Dec. 27	Utah	W 96-71	1-2	Mar. 16	Minnesota	W 97-92	28-17
Dec. 29	New York	W 99-82	2-2	Mar. 18	Utah	L 99-103	28-17
Dec. 31	Denver	W 92-89	3-2	Mar. 20	@ Houston	L 104-107	28-18
Jan. 1	@ Denver	L 90-99	3-3	Mar. 21	@ Dallas	W 109-93	29-18
Jan. 3	Houston	W 108-99	4-3	Mar. 23	Portland	W 103-96	30-18
Jan. 5	@ Portland	L 96-107	4-4	Mar. 25	Memphis	L 96-102	30-19
Jan. 6	Golden State	W 97-90	5-4	Mar. 27	@ Golden State	W 104-101	31-19
Jan. 8	Memphis	W 90-82	6-4	Mar. 29	Oklahoma City	L 93-102	31-20
Jan. 10	Phoenix	W 99-83	7-4	Mar. 31	New Orleans	W 88-85	32-20
Jan. 11	@ Utah	W 90-87(OT)	8-4	Apr. 1	Golden State	W 120-112	33-20
Jan. 13	Cleveland	W 97-92	9-4	Apr. 3	New Jersey	W 91-87	34-20
Jan. 14	@ L.A. Clippers	L 94-102	9-5	Apr. 4	@ L.A. Clippers	W 113-108	35-20
Jan. 16	Dallas	W 73-70	10-5	Apr. 6	Houston	L 107-112	35-21
Jan. 19	@ Miami	L 87-98	10-6	Apr. 7	@ Phoenix	L 105-125	35-22
Jan. 20	@ Orlando	L 80-92	10-7	Apr. 9	@ New Orleans	W 93-91	36-22
Jan. 22	Indiana	L 96-98	10-8	Apr. 11	@ San Antonio	W 98-84	37-22
Jan. 25	L.A. Clippers	W 96-91	11-8	Apr. 13	Denver	W 103-97	38-22
Jan. 28	@ Milwaukee	L 89-100	11-9	Apr. 15	Dallas	W 112-108(OT)	39-22
Jan. 29	@ Minnesota	W 106-101	12-9	Apr. 17	San Antonio	L 91-112	39-23
Jan. 31	Charlotte	W 106-73	13-9	Apr. 18	@ Golden State	W 92-87	40-23
Feb. 3	@ Denver	W 93-89	14-9	Apr. 20	@ San Antonio	W 97-121	40-24
Feb. 4	@ Utah	L 87-96	14-10	Apr. 22	Oklahoma City	W 114-106(2OT)	41-24
Feb. 6	@ Philadelphia	L 90-95	14-11	Apr. 26	@ Sacramento	L 96-113	41-25
Feb. 9	@ Boston	W 88-87(OT)	15-11				
Feb. 10	@ New York	L 85-92	15-12				
Feb. 12	@ Toronto	W 94-92	16-12				
Feb. 14	Atlanta	W 86-78	17-12				
Feb. 17	Phoenix	W 111-99	18-12				
Feb. 19	@ Phoenix	L 90-102	18-13				
Feb. 20	Portland	W 103-92	19-13				
Feb. 22	@ Dallas	W 96-91	20-13				
Feb. 23	@ Oklahoma City	L 85-100	20-14				
Feb. 29	Minnesota	W 104-85	21-14				
Mar. 2	Sacramento	W 115-107	22-14				
Mar. 4	Miami	W 93-83	23-14				
Mar. 6	@ Detroit	L 85-88(OT)	23-15				
Mar. 7	@ Washington	L 101-106	23-16				
Mar. 9	@ Minnesota	W 105-102	24-16				
Mar. 11	Boston	W 97-94	25-16				

\* Finished season with another team. † Totals with Lakers only.



# 2012-13 LOS ANGELES LAKERS

## 45-37 - 3RD IN PACIFIC DIVISION



**Head Coach:** Mike D'Antoni  
**Standing:** Steve Blake, Jodie Meeks, Darius Morris, Chris Duhon, Steve Nash  
**Seated:** Kobe Bryant, Antawn Jamison, Earl Clark, Dwight Howard, Pau Gasol, Robert Sacre, Jordan Hill, Devin Ebanks, Metta World Peace  
**Not pictured:** Andrew Goudelock

### 2012-13 REGULAR SEASON STATISTICS / GAME-BY-GAME RESULTS

	G	Min.	FGM	FGA	Pct.	FTM	FTA	Pct.	REBOUNDS				SCORING								
									Off.	Def.	Tot.	Ast.	PF	Dq.	Stl.	TO	Blk.	Pts.	Avg.	Hl	
Bryant	78	30:13	738	1595	.463	525	626	.839	66	367	433	469	173	0	106	287	25	2133	27.3	47	
Howard	76	27:22	470	813	.578	355	721	.492	251	694	945	408	291	5	84	225	186	171	196	17.1	39
Gasol	49	16:55	270	579	.466	125	178	.702	111	310	421	200	93	0	24	104	61	673	13.7	26	
Nash	50	16:27	236	475	.497	107	116	.922	26	116	142	333	70	0	30	126	5	636	12.7	22	
World Peace	75	25:30	332	824	.403	124	169	.734	101	271	372	112	198	4	122	98	42	929	12.4	24	
Jamison	76	16:36	267	575	.464	94	136	.691	109	253	362	50	124	1	30	53	22	712	9.4	33	
Meeks	78	16:63	205	530	.387	86	96	.896	37	134	171	69	103	0	58	52	5	618	7.9	24	
Blake	45	11:75	114	270	.422	27	35	.771	21	111	132	173	83	2	34	62	6	327	7.3	24	
Clark	59	13:63	170	386	.440	53	76	.697	82	243	325	65	102	0	36	62	44	428	7.3	22	
Hill	29	4:58	77	155	.497	40	61	.656	82	84	166	13	55	0	8	26	19	194	6.7	17	
Morris	48	6:83	73	188	.388	24	37	.649	24	33	57	76	58	0	21	45	2	194	4.0	15	
Ebanks	19	1:97	24	73	.329	11	14	.786	10	31	41	10	23	0	3	11	1	65	3.4	15	
Duhon	46	8:20	47	123	.382	6	13	.462	11	57	68	133	56	0	20	40	1	133	2.9	14	
Sacre	32	2:03	18	48	.375	7	11	.636	9	25	34	6	38	1	0	10	10	43	1.3	10	
Goudelock	1	6	0	2	.000	0	0	---	1	0	1	0	0	0	0	0	0	0	0	0	
Johnson-Odom*	4	6	0	2	.000	0	0	---	1	3	4	1	0	0	0	0	0	0	0	0	

DATE	OPPONENT	BOX SCORE	W / L	DATE	OPPONENT	BOX SCORE	W / L
Oct. 30	Dallas	L 91-99	0-1	Jan. 23	@ Memphis	L 93-106	17-25
Oct. 31	@ Portland	L 106-116	0-2	Jan. 25	Utah	W 102-84	18-25
Nov. 2	L.A. Clippers	L 95-105	0-3	Jan. 27	Oklahoma City	W 105-96	19-25
Nov. 4	Detroit	W 108-79	1-3	Jan. 29	New Orleans	W 111-106	20-25
Nov. 7	@ Utah	L 86-95	1-4	Jan. 30	@ Phoenix	L 86-92	20-26
Nov. 9	Golden State	W 101-77	2-4	Feb. 1	@ Minnesota	L 111-100	21-26
Nov. 11	Sacramento	W 103-90	3-4	Feb. 3	@ Detroit	W 98-97	22-26
Nov. 13	San Antonio	L 92-84	3-5	Feb. 5	@ Brooklyn	W 92-93	23-26
Nov. 16	Phoenix	W 114-102	4-5	Feb. 7	Boston	L 95-116	23-27
Nov. 18	Houston	W 119-108	5-5	Feb. 8	@ Charlotte	W 100-93	24-27
Nov. 20	Brooklyn	W 95-90	6-5	Feb. 10	@ Miami	L 97-107	24-28
Nov. 21	@ Sacramento	L 97-113	6-6	Feb. 12	Phoenix	W 91-85	25-28
Nov. 23	@ Memphis	L 98-106	6-7	Feb. 14	L.A. Clippers	L 101-125	25-29
Nov. 24	@ Dallas	W 115-89	7-7	Feb. 20	Boston	W 113-99	26-29
Nov. 27	Indiana	L 103-113	7-8	Feb. 22	Portland	W 111-107	27-29
Nov. 30	Denver	W 122-103	8-8	Feb. 24	@ Dallas	W 103-99	28-29
Dec. 2	Orlando	L 103-113	8-9	Feb. 25	@ Denver	L 108-119	28-30
Dec. 4	@ Houston	L 105-107	8-10	Feb. 28	Minnesota	W 116-94	29-30
Dec. 5	@ New Orleans	W 103-87	9-10	Mar. 3	Atlanta	W 99-98	30-30
Dec. 7	@ Oklahoma City	L 108-114	9-11	Mar. 5	@ Oklahoma City	L 105-122	30-31
Dec. 9	Utah	L 110-117	9-12	Mar. 6	@ New Orleans	W 108-102	31-31
Dec. 11	@ Cleveland	L 94-100	9-13	Mar. 8	Toronto	W 118-116(OT)	32-31
Dec. 13	@ New York	L 107-116	9-14	Mar. 10	Chicago	W 90-81	33-31
Dec. 14	@ Washington	W 102-96	10-14	Mar. 12	@ Orlando	W 106-97	34-31
Dec. 16	@ Philadelphia	W 111-98	11-14	Mar. 13	@ Atlanta	L 92-96	34-32
Dec. 18	Charlotte	W 101-100	12-14	Mar. 15	@ Indiana	W 99-93	35-32
Dec. 22	@ Golden State	W 118-115(OT)	13-14	Mar. 17	Sacramento	W 113-102	36-32
Dec. 25	New York	W 100-94	14-14	Mar. 18	@ Phoenix	L 76-99	36-33
Dec. 26	@ Denver	L 114-126	14-15	Mar. 22	Washington	L 100-103	36-34
Dec. 28	Portland	W 104-87	15-15	Mar. 25	@ Golden State	L 103-109	36-35
Jan. 1	Philadelphia	L 99-103	15-16	Mar. 27	@ Minnesota	W 120-117	37-35
Jan. 4	@ L.A. Clippers	L 102-107	15-17	Mar. 28	@ Milwaukee	L 103-113	37-36
Jan. 6	Denver	L 105-112	15-18	Mar. 30	@ Sacramento	W 103-98	38-36
Jan. 8	@ Houston	L 112-125	15-19	Apr. 2	Dallas	W 101-81	39-36
Jan. 9	@ San Antonio	L 105-108	15-20	Apr. 5	Memphis	W 86-84	40-36
Jan. 11	Oklahoma City	L 101-116	15-21	Apr. 7	@ L.A. Clippers	L 95-109	40-37
Jan. 13	Cleveland	W 113-93	16-21	Apr. 9	New Orleans	W 104-96	41-37
Jan. 15	Milwaukee	W 104-88	17-21	Apr. 10	@ Portland	W 113-106	42-37
Jan. 17	Miami	L 90-99	17-22	Apr. 12	Golden State	W 118-116	43-37
Jan. 20	@ Toronto	L 103-108	17-23	Apr. 14	San Antonio	W 91-86	44-37
Jan. 21	@ Chicago	L 83-95	17-24	Apr. 17	Houston	W 99-95 (OT)	45-37

\* Finished season with another team.





## 27-55 - 5TH IN PACIFIC DIVISION

**Head Coach:** Mike D'Antoni  
**Standing:** Jordan Farmar, MarShon Brooks, Kendall Marshall, Jodie Meeks, Steve Nash  
**Seated:** Kobe Bryant, Wesley Johnson, Ryan Kelly, Chris Kaman, Pau Gasol, Robert Sacre, Kent Bazemore, Nick Young, Xavier Henry  
**Not pictured:** Jordan Hill



### 2013-14 REGULAR SEASON STATISTICS / GAME-BY-GAME RESULTS


	G	Min.	FGM	FGA	Pct.	FTM	FTA	Pct.	REBOUNDS		Ast.	PF	Dq.	Stl.	TO	Blk.	SCORING			
									Off.	Def.							Pts.	Avg.	Hi	
Young	64	1810	387	889	.435	235	285	.825	29	137	166	95	156	2	46	95	12	1144	17.9	41
Gasol	60	1884	425	885	.480	187	254	.736	124	456	580	201	124	0	27	141	92	1041	17.4	29
Meeks	77	2556	413	892	.463	221	258	.857	30	164	194	138	119	0	11	11	4	1209	15.7	42
Bryant	6	177	31	73	.425	18	21	.857	2	24	26	38	9	0	7	34	1	83	13.8	21
Bazemore†	23	643	111	246	.451	47	73	.644	5	72	77	71	60	0	31	51	7	302	13.1	23
Kaman	39	736	176	346	.509	52	68	.765	54	175	229	58	93	1	11	74	40	404	10.4	28
Farmar	41	912	151	364	.415	44	59	.746	20	84	104	199	65	0	38	95	8	416	10.1	30
Henry	43	908	144	345	.417	116	177	.655	25	89	114	51	79	0	44	57	7	432	10.0	27
Hill	72	1500	286	521	.549	124	181	.685	194	341	535	54	172	2	29	75	64	696	9.7	28
Blake*	27	891	88	233	.378	28	35	.800	8	95	103	205	49	0	34	71	2	256	9.5	19
Johnson	79	2240	277	651	.426	61	77	.792	70	278	348	124	207	1	86	90	77	715	9.1	27
M. Harris*	9	180	28	70	.400	10	12	.833	7	27	34	11	10	0	4	9	1	73	8.1	19
Kelly	59	1312	157	371	.423	110	135	.815	42	177	219	95	147	0	32	47	45	472	8.0	26
Marshall	54	1564	170	419	.406	19	36	.528	15	140	155	477	76	0	48	150	4	430	8.0	20
Nash	15	313	36	94	.383	22	24	.917	4	25	29	86	18	0	7	31	2	102	6.8	19
Brooks†	18	228	43	88	.489	18	26	.692	8	22	30	21	16	0	12	17	3	115	6.4	23
Williams*	36	751	73	192	.380	14	20	.700	25	142	167	30	93	2	19	21	30	202	5.6	20
Sacre	65	1089	143	300	.477	64	94	.681	82	172	254	51	134	2	24	44	47	350	5.4	15
E. Harris*	2	11	0	1	.000	0	0	---	1	0	1	1	0	0	1	0	0	0	0	0

DATE	OPPONENT	BOX SCORE	W / L	DATE	OPPONENT	BOX SCORE	W / L
Oct. 29	L.A. CLIPPERS	L 116-103	1-0	Jan. 20	@Chicago	L 100-102(OT)	16-26
Oct. 30	@Golden State	L 94-125	1-1	Jan. 23	@Miami	L 102-109	16-27
Nov. 1	SAN ANTONIO	L 85-91	1-2	Jan. 24	@Orlando	L 105-114	16-28
Nov. 3	ATLANTA	L 105-103	2-2	Jan. 26	@New York	L 103-110	16-29
Nov. 5	@Dallas	L 104-123	2-3	Jan. 28	INDIANA	L 92-104	16-30
Nov. 7	@Houston	L 99-98	3-3	Jan. 31	CHARLOTTE	L 100-110	16-31
Nov. 8	@New Orleans	L 85-96	3-4	Feb. 4	@Minnesota	L 99-109	16-32
Nov. 10	MINNESOTA	L 90-113	3-5	Feb. 5	@Cleveland	W 119-108	17-32
Nov. 12	NEW ORLEANS	W 116-95	2-5	Feb. 7	@Philadelphia	W 112-98	18-32
Nov. 13	@Denver	L 99-111	4-6	Feb. 9	CHICAGO	L 86-92	18-33
Nov. 15	MEMPHIS	L 86-89	4-7	Feb. 11	UTAH	L 79-96	18-34
Nov. 17	DETROIT	W 114-99	5-7	Feb. 13	OKLAHOMA CITY	L 103-107	18-35
Nov. 22	GOLDEN STATE	W 102-95	6-7	Feb. 19	HOUSTON	L 108-134	18-36
Nov. 24	SACRAMENTO	W 100-86	7-7	Feb. 21	BOSTON	W 101-92	19-36
Nov. 26	@Washington	L 111-116	7-8	Feb. 23	BROOKLYN	L 102-108	19-37
Nov. 27	@Brooklyn	W 99-94	8-8	Feb. 25	@Indiana	L 98-118	19-38
Nov. 29	@Detroit	W 106-102	9-8	Feb. 26	@Memphis	L 103-108	19-39
Dec. 1	PORTLAND	L 108-114	9-9	Feb. 28	SACRAMENTO	W 126-122	20-39
Dec. 6	@Sacramento	W 106-100	10-9	Mar. 3	@Portland	W 107-106	21-39
Dec. 8	TORONTO	L 94-106	10-10	Mar. 4	NEW ORLEANS	L 125-132	21-40
Dec. 10	PHOENIX	L 108-114	10-11	Mar. 6	L.A. CLIPPERS	L 94-142	21-41
Dec. 13	@Oklahoma City	L 97-122	10-12	Mar. 7	@Memphis	L 126-134	21-42
Dec. 14	@Charlotte	W 88-85	11-12	Mar. 9	OKLAHOMA CITY	W 114-110	22-42
Dec. 16	@Atlanta	L 100-114	11-13	Mar. 13	@Oklahoma City	L 102-131	22-43
Dec. 17	@Memphis	W 96-92	12-13	Mar. 14	@San Antonio	L 85-119	22-44
Dec. 20	MINNESOTA	W 104-91	13-13	Mar. 19	SAN ANTONIO	L 109-125	22-45
Dec. 21	@Golden State	L 83-102	13-14	Mar. 21	WASHINGTON	L 107-117	22-46
Dec. 23	@Phoenix	L 90-117	13-15	Mar. 23	ORLANDO	W 103-94	23-46
Dec. 25	MIAMI	L 95-101	13-16	Mar. 25	NEW YORK	W 127-96	24-46
Dec. 27	@Utah	L 103-105	13-17	Mar. 27	@Milwaukee	L 105-108	24-47
Dec. 29	PHILADELPHIA	L 104-111	13-18	Mar. 28	@Minnesota	L 107-143	24-48
Dec. 31	MILWAUKEE	L 79-94	13-19	Mar. 30	PHOENIX	W 115-99	25-48
Jan. 3	UTAH	W 110-99	14-19	Apr. 1	PORTLAND	L 112-124	25-49
Jan. 5	DENVER	L 115-137	14-20	Apr. 2	@Sacramento	L 102-107	25-50
Jan. 7	@Dallas	L 97-110	14-21	Apr. 4	DALLAS	L 95-107	25-51
Jan. 8	@Houston	L 99-113	14-22	Apr. 6	@L.A. Clippers	L 97-120	25-52
Jan. 10	@L.A. Clippers	L 87-123	14-23	Apr. 8	HOUSTON	L 130-145	25-53
Jan. 14	CLEVELAND	L 118-120	14-24	Apr. 11	GOLDEN STATE	L 95-112	25-54
Jan. 15	@Phoenix	L 114-121	14-25	Apr. 13	MEMPHIS	L 90-102	25-55
Jan. 17	@Boston	W 107-104	15-25	Apr. 14	@Utah	W 119-104	26-55
Jan. 19	@Toronto	W 112-106	16-25	Apr. 16	@San Antonio	W 113-100	27-55

\* Did not finish season on Laker roster. † Totals with Lakers only.



# 2014-15 LOS ANGELES LAKERS



## 21-61 - 5TH IN PACIFIC DIVISION

**Head Coach:** Byron Scott  
**Standing:** Jeremy Lin, Jabari Brown, Jordan Clarkson, Kobe Bryant, Wayne Ellington, Ronnie Price  
**Seated:** Wesley Johnson, Julius Randle, Tarik Black, Ryan Kelly, Robert Sacre, Jordan Hill, Ed Davis, Carlos Boozer, Nick Young  
**Not pictured:** Vander Blue

### 2014-15 REGULAR SEASON STATISTICS / GAME-BY-GAME RESULTS

	G	Min.	FGM	FGA	Pct.	FTM	FTA	Pct.	REBOUNDS			SCORING								
									Off.	Def.	Tot.	Ast.	PF	Dq.	Stl.	TO	Blk.	Pts.	Avg.	HI
Bryant	35	1207	266	713	.373	196	241	.813	26	173	199	197	65	0	47	128	7	782	22.3	44
Young	42	1000	174	476	.366	132	148	.892	17	79	96	41	83	0	23	44	11	563	13.4	29
Hill	70	1874	357	777	.459	124	168	.738	174	382	556	103	164	2	34	106	52	841	12.0	26
Brown	19	568	70	170	.412	64	85	.753	3	33	36	40	33	0	12	32	2	227	11.9	32
Clarkson	59	1476	267	596	.448	131	158	.829	56	135	191	206	109	1	51	96	12	703	11.9	30
Boozer	71	1692	371	743	.499	94	150	.627	111	371	482	95	184	2	41	92	12	636	11.8	28
Lin	74	1907	277	654	.424	213	268	.795	26	170	196	339	189	1	82	166	32	832	11.2	29
Blue	2	74	9	30	.300	2	5	.400	2	7	9	8	4	0	3	6	0	22	11.0	15
Ellington	65	1675	254	617	.412	52	64	.813	31	179	210	105	77	0	33	50	2	650	10.0	28
Johnson	76	2245	286	691	.414	90	112	.804	67	252	319	124	162	4	59	87	45	753	9.9	22
Buycks*	6	123	18	40	.450	9	10	.900	2	10	12	14	3	0	3	12	0	52	8.7	15
Davis	79	1840	282	469	.601	92	189	.487	230	370	600	94	202	4	49	58	98	656	8.3	20
Black†	38	803	112	190	.589	50	89	.562	84	157	241	34	102	2	13	29	22	274	7.2	18
Kelly	52	1233	104	309	.337	79	95	.832	13	133	146	92	118	1	30	37	24	332	6.4	21
Price	43	982	77	223	.345	36	45	.800	19	50	69	165	118	2	67	52	4	221	5.1	18
Sacre	67	1133	126	306	.412	55	82	.671	89	144	233	55	121	1	28	36	43	307	4.6	13
Henry*	9	86	3	13	.231	14	24	.583	2	2	4	3	6	0	3	3	0	20	2.2	8
Randle	1	14	1	3	.333	0	2	.000	0	0	0	1	1	0	0	1	0	2	2.0	2

DATE	OPPONENT	BOX SCORE	W / L	DATE	OPPONENT	BOX SCORE	W / L
Oct. 28	HOUSTON	L 90-108	0-1	Jan. 19	@Phoenix	L 100-115	12-30
Oct. 29	@Phoenix	L 99-119	0-2	Jan. 21	@New Orleans	L 80-96	12-31
Oct. 31	L.A. CLIPPERS	L 111-118	0-3	Jan. 23	@San Antonio	L 85-99	12-32
Nov. 1	@Golden State	L 104-127	0-4	Jan. 25	HOUSTON	L 87-99	12-33
Nov. 4	PHOENIX	L 106-112	0-5	Jan. 27	WASHINGTON	L 92-98	12-34
Nov. 9	CHARLOTTE	W 107-92	1-5	Jan. 29	CHICAGO	W 123-118(2OT)	13-34
Nov. 11	@Memphis	L 102-107	1-6	Feb. 1	@New York	L 80-92	13-35
Nov. 12	@New Orleans	L 102-109	1-7	Feb. 4	@Milwaukee	L 105-113(OT)	13-36
Nov. 14	SAN ANTONIO	L 80-93	1-8	Feb. 6	@Orlando	L 97-103(OT)	13-37
Nov. 16	GOLDEN STATE	L 115-136	1-9	Feb. 8	@Cleveland	L 105-120	13-38
Nov. 18	@Atlanta	W 114-109	2-9	Feb. 10	DENVER	L 96-106	13-39
Nov. 19	@Houston	W 98-92	3-9	Feb. 11	@Portland	L 86-102	13-40
Nov. 21	@Dallas	L 106-140	3-10	Feb. 20	BROOKLYN	L 105-114	13-41
Nov. 23	DENVER	L 94-101(OT)	3-11	Feb. 22	BOSTON	W 118-111(OT)	14-41
Nov. 26	MEMPHIS	L 93-99	3-12	Feb. 25	@Utah	W 100-97	15-41
Nov. 28	MINNESOTA	L 119-120	3-13	Feb. 27	MILWAUKEE	W 101-93	16-41
Nov. 30	TORONTO	W 129-122(OT)	4-13	Mar. 1	OKLAHOMA CITY	L 101-108	16-42
Dec. 2	@Detroit	W 106-96	5-13	Mar. 3	@Charlotte	L 103-104	16-43
Dec. 3	@Washington	L 95-111	5-14	Mar. 4	@Miami	L 94-100	16-44
Dec. 5	@Boston	L 96-113	5-15	Mar. 6	@Memphis	L 90-97	16-45
Dec. 7	NEW ORLEANS	L 87-104	5-16	Mar. 8	DALLAS	L 93-100	16-46
Dec. 9	SACRAMENTO	W 98-95	6-16	Mar. 10	DETROIT	W 93-85	17-46
Dec. 12	@San Antonio	W 112-110(OT)	7-16	Mar. 12	NEW YORK	L 94-101	17-47
Dec. 14	@Minnesota	W 100-94	8-16	Mar. 15	ATLANTA	L 86-91	17-48
Dec. 15	@Indiana	L 91-110	8-17	Mar. 16	@Golden State	L 105-108	17-49
Dec. 19	OKLAHOMA CITY	L 103-104	8-18	Mar. 19	UTAH	L 73-80	17-50
Dec. 21	@Sacramento	L 101-108	8-19	Mar. 22	PHILADELPHIA	W 101-87	18-50
Dec. 23	GOLDEN STATE	W 115-105	9-19	Mar. 24	@Oklahoma City	L 117-127	18-51
Dec. 25	@Chicago	L 93-113	9-20	Mar. 25	@Minnesota	W 101-99(OT)	19-51
Dec. 26	@Dallas	L 98-102	9-21	Mar. 27	@Toronto	L 83-94	19-52
Dec. 28	PHOENIX	L 107-116	9-22	Mar. 29	@Brooklyn	L 99-107	19-53
Dec. 30	@Denver	W 111-103	10-22	Mar. 30	@Philadelphia	W 113-111(OT)	20-53
Jan. 2	MEMPHIS	L 106-109	10-23	Apr. 1	NEW ORLEANS	L 92-113	20-54
Jan. 4	INDIANA	W 88-87	11-23	Apr. 3	PORTLAND	L 77-107	20-55
Jan. 5	@Portland	L 94-98	11-24	Apr. 5	L.A. CLIPPERS	L 78-106	20-56
Jan. 7	@L.A. Clippers	L 89-114	11-25	Apr. 7	@L.A. Clippers	L 100-105	20-57
Jan. 9	ORLANDO	W 101-84	12-25	Apr. 8	@Denver	L 101-119	20-58
Jan. 11	PORTLAND	L 94-106	12-26	Apr. 10	MINNESOTA	W 106-98	21-58
Jan. 13	MIAMI	L 75-78	12-27	Apr. 12	DALLAS	L 106-120	21-59
Jan. 15	CLEVELAND	L 102-109	12-28	Apr. 13	@Sacramento	L 92-102	21-60
Jan. 16	@Utah	L 85-94	12-29	Apr. 15	SACRAMENTO	L 99-122	21-61





Early draft records are incomplete, so until 1956, players are listed in the order in which they were selected. Round & overall selection indicated for each player thereafter.

## 1948

1. Cliff Crandall	Oregon St.
- Arnie Ferrin	Utah
- Earl Gardner	DePauw
- Dee Gibson	Western Kentucky
- Chuck Hanger	California
- Ken Jastrow	Denver
- Bob Lowther	Louisiana St.
- Junior Skogland	Gustavus Adolphus
- Quentin Stinson	Southern Illinois
- Johnny Orr	Beloit

## 1949

1. Vern Mikkelsen	Hamline
- Bob Harrison	Michigan

## 1950

1. Kevin O'Shea	Notre Dame
- Hal Haskins	Hamline
- Howie Williams	Purdue
- Bud Grant	Minnesota
- Ed Beach	West Virginia
- Wayne Glasgow	Oklahoma
- Joe Hutton	Hamline
- Newt Benson	Wisconsin-River Falls
- Jim Reilly	Swarthmore
- Andy Butchko	Purdue

## 1951

1. Whitey Skoog	Minnesota
- Lew Hitch	Kansas St.
- Bob Payne	Oregon St.
- Gale McArthur	Oklahoma A&M
- Leo Vander Kuy	Michigan
- Deward Dopson	Arkansas Tech
- Ed Head	Kansas St.

## 1952

1. Tom Ackerman	West Liberty
- Jim Bishop	Mississippi Southern
- Rod Fletcher	Illinois
- Cliff Haag	Wyoming
- Jim Holstein	Cincinnati
- Bob Holt	Tulane
- Tom Katsimpalis	Eastern Illinois
- Clyde Lovellette	Kansas
- Dick Means	Minnesota
- Dwight Morrison	USC
- Carl McNulty	Purdue
- Ed Ramiraz	Centenary
- Don Schneider	Arizona
- Gene Smith	Xavier (Ohio)
- Gene Smith	Huron
- Homer Spain	Union (Tenn.)
- John Wallesea	Memphis St.

## 1953

1. Jim Fritsche	Hamline
- Ron Feiereisel	DePaul
- Hartly Kruger	Idaho
- Ken Flowers	USC
- Zippy Morocco	Georgia
- Pete Silas	Georgia Tech
- Lloyd Olmstead	Cornell (Iowa)
- Joe Richey	Brigham Young
- Hank Budde	Xavier (Ohio)
- Walt Kearns	Arkansas
- Bill Chambers	William & Mary
- Harold Christensen	Brigham Young
- Bob Gelle	Minnesota
- Lloyd Thorgaard	Hamline
- Bob Gussner	Hamline
- Chuck Wolfe	North Dakota
- Doug Atkins	Tennessee
- Roger Kuss	River Falls St.

## 1954

1. Ed Kalafat	Minnesota
- Al Bianchi	Bowling Green
- Don Lance	Rice
- Gene Schwinger	Rice
- Buzz Bennett	Minnesota
- Nick Revon	Mississippi Southern
- Dan Finch	Vanderbilt
- Bob Hopkins	Pasadena
- Dick Garmaker	Minnesota
- John Blever	Northwestern

## 1955

1. Bill Banks	SW Texas
- Don Boldebeck	Houston
- Dick Boushka	St. Louis
- Don Bragg	UCLA
- Dick Garmaker	Minnesota
- K.C. Jones	San Francisco
- Chuck Mencil	Minnesota
- John Miller	Ohio St.
- Jim Scott	West Texas
- Bill Warden	North Central (Ill.)
- O'Neal Weaver	Midwestern (Tex.)

## 1956

1. Elgin Baylor	Seattle
- Jim Paxson	Dayton
- Terry Rand	Marquette
- Jerry Bird	Kentucky
- Lloyd Aubrey	Notre Dame
- Bill Reigel	McNeese St.
- Phil Jordon	Whitworth
- John Barber	Cal St. Los Angeles
- Sam Jones	North Carolina Coll.
- Jim Springer	Gustavus Adolphus
- Phil Grawmeyer	Kentucky
- Robert Hodgson	Wichita
- Carl Widseth	Tennessee
- John Patzward	Gustavus Adolphus

## 1957

1. Jim Krebs	SMU	(3)
2. Harvey Schmidt	Illinois	(11)
3. Jim Spivey	SE Oklahoma	(19)
4. George Brown	Wayne St.	(27)
5. Gary Thompson	Iowa St.	(35)
6. Phil Murrell	Drake	(43)
7. George Ferguson	Michigan	(51)
8. John Haaven	North Dakota	(58)
9. Jim Sutton	N. Dakota St.	(65)
10. Gordon Fosness	Dakota Wesleyan	(71)

## 1958

1. Elgin Baylor	Seattle	(1)
2. Steve Hamilton	Morehead St.	(9)
3. Alex Ellis	Niagara	(16)
4. George Kline	Minnesota	(24)
5. Quitman Sullins	Murray St.	(32)
6. Al Inness	St. Francis (NY)	(40)
7. Jim Bond	Pasadena	(48)
8. Ed Brinkley	Clemson	(56)
9. Joe Hobbs	Florida	(63)
10. Shorty Patterson	Gustavus Adolphus	(69)
11. Hal Duffy	Oregon	(74)
12. Gary Simmons	Idaho	(78)
13. Jerry Alcom	Fresno St.	(82)

## 1959

1. Tom Hawkins	Notre Dame	(3)
2. Rudy LaRusso	Dartmouth	(10)
3. Bob Smith	West Virginia	(18)
4. Wilson Eison	Purdue	(26)
5. Bobby Joe Mason	Bradley	(34)
6. Jim Henry	Vanderbilt	(42)
7. Charley Grote	Georgetown (Ky.)	(50)
8. Leon Hill	Texas Tech	(57)
9. Jim Mudd	N. Texas St.	(63)
10. Roger Johnson	Minnesota	(69)
11. Jack Evans	Superior St.	(75)
12. Vern Baggenstoss	St. Cloud St.	(79)
13. Dwayne Smith	Gustavus Adolphus	(81)

## 1960

1. Jerry West	West Virginia	(2)
3. Jim Hagen	Tenn. Tech	(18)
4. Wally Frank	Kansas St.	(26)
5. George Farley	Cornell	(34)
6. Bobby Goodall	Tulsa	(42)
7. Howard Joliff	Ohio	(50)
8. John Werhas	USC	(57)
9. Claude Lefevre	Gonzaga	(64)
10. Dick Harvey	Creighton	(70)
11. Sterling Forbes	Pepperdine	(75)
12. Willie Jones	American	(79)

## 1961

1. Wayne Yates	Memphis St.	(5)
2. Fred Sawyer	Louisville	(13)
3. Frank Burgess	Gonzaga	(27)
4. Charles Hanke	Missouri	(36)
5. Bill Lickert	Kentucky	(45)
6. Bill McClintock	California	(54)
7. Albert Alamanza	Texas	(63)
8. Bill Ellis	UCLA	(72)
9. Carl Anderson	Oregon St.	(80)
10. Robert Williams	Hancock	(87)
11. Howard Hurst	Duke	(95)





# LAKERS ALL-TIME DRAFT CHOICES

## 1962

1. Leroy Ellis	St. Johns	(6)
2. Gene Wiley	Wichita St.	(15)
3. John Greene	UCLA	(24)
4. Jan Loudermilk	SMU	(33)
5. Art Whisnant	S. Carolina	(42)
6. Buck Keller	Virginia Tech	(51)
8. Bill Garner	Oregon St.	(70)
9. Bill Matson	Minnesota	(79)

## 1963

1. Roger Strickland	Jacksonville	(7)
2. Jim King	Tulsa	(13)
2. Mel Gibson	W. Carolina	(16)
3. Lyle Harger	Houston	(25)
4. Layton Johns	Auburn	(34)
5. Larry Jones	Toledo	(43)
6. Warren Slade	Westminster	(52)
7. Gordie Martin	USC	(62)

## 1964

1. Walt Hazzard	UCLA	(1)
2. Cotton Nash	Kentucky	(14)
3. Tom Does	Stanford	(23)
4. Henry Finkel	Dayton	(32)
5. John Savage	N. Texas St.	(41)
6. Troy Collier	Utah St.	(50)
7. Steve Anstett	Portland	(59)
9. Jay Buckley	Duke	(68)

## 1965

1. Gail Goodrich	UCLA	(3)
2. John Fairchild	BYU	(15)
3. Jim Caldwell	Georgia Tech	(24)
4. Brooks Henderson	Florida	(33)
5. A.W. Davis	Tennessee	(42)
6. Theo Cruze	Seattle	(48)
7. Dwayne Cruze	Idaho St.	(57)
8. George Unsel	Kansas	(68)
9. Marlbert Pratt	Dillard	(75)
10. Don Rae	Montana St.	(81)
11. Bob Andrews	Alabama	(87)

## 1966

1. Jerry Chambers	Utah	(7)
2. Henry Finkel	Dayton	(17)
3. John Block	USC	(27)
4. Archie Clark	Minnesota	(37)
5. Stan Washington	Michigan St.	(48)
6. Keith Thomas	Vanderbilt	(57)
7. Tab Jackson	Idaho College	(66)
8. John Wetzel	Virginia Tech	(76)
9. Julian Hammond	Tulsa	(83)
10. Mike Rooney	Oklahoma	(90)
11. George Grams	Purdue	(97)

## 1967

2. Randy Mahaffey	Clemson	(16)
3. Dwight Smith	W. Kentucky	(25)
4. Cliff Anderson	St. Josephs	(33)
5. Joe Allen	Bradley	(47)
6. Gary Keller	Florida	(59)
7. Jamie Thompson	Wichita St.	(71)
8. Don Carlos	Otterbein	(83)
9. Jay McMillan	Maryland	(94)
10. Don Kruze	Houston	(105)
11. Nick Pino	Kansas St.	(116)
12. Ben Monroe	New Mexico	(127)
13. Gary Jones	Iowa	(137)

## 1968

1. Bill Hewitt	USC	(11)
4. Ed Briedenback	N. Carolina St.	(45)
5. Lou Shepard	SW Missouri St.	(59)
6. Nick Pino	Kansas St.	(73)
7. Dennis Hrcka	Hillsdale	(87)
8. John Smith	USC	(101)
9. George Stone	Marshall	(115)
10. Charles Alford	E. Carolina	(129)
11. Harry Singletary	Presbyterian	(142)
12. Reggie Lacefield	W. Michigan	(155)
13. Harvey Mumford	Montana St.	(167)
14. John Godfrey	Ablene Christ.	(178)
15. John Baum	Temple	(187)
16. Mike Eberle	Wyoming	(195)

## 1969

1. Willie McCarter	Drake	(12)
1. Rick Roberson	Cincinnati	(15)
2. Dick Garrett	S. Illinois	(27)
5. Wilber Jones	Albany St.	(69)
6. Dick Grubar	N. Carolina	(83)
7. Kari Limbo	BYU	(97)
8. Joe Smith	Oklahoma St.	(111)
9. Jim Smith	N. Illinois	(125)
10. Phil Argento	Kentucky	(139)
11. Ron Peret	Texas A&M	(153)
12. Jack Gillespie	Montana St.	(166)
13. Mallory Chestnut	Tuskegee	(178)
14. Mack Calvin	USC	(187)

## 1970

1. Jim McMillian	Columbia	(13)
2. Earnest Killum	Stetson	(30)
4. Larry Mikan	Minnesota	(64)
5. John Fulz	Rhode Island	(81)
6. Jerry Kroll	Davidson	(98)
7. W. Woods	E. Kentucky	(115)
8. Rick Mount	Purdue	(132)
9. Bobby Sands	Pepperdine	(149)
10. Kindell Stephens	Fisk	(166)
11. Bob Duklet	Boston College	(181)
12. Dewey Varner	Tuskegee	(192)
13. Garry Elliott	Washington	(202)
14. Ron Sanford	New Mexico	(212)
15. Will Teague	Youngstown	(221)
16. Pete Walthour	Fort Valley	(228)
17. Bob Thate	Occidental	(233)

## 1971

1. Jim Cleamons	Ohio St.	(13)
4. Roger Brown	Kansas	(64)
5. Lee Dedmon	N. Carolina	(81)
6. Bill Brickhouse	Montana St.	(98)
7. Gene Gathers	Bradley	(115)
8. Luke Adams	Lamar Tech	(132)
9. Bob Cheeks	Whittier	(148)
10. Cliff Mosely	Quinnipiac	(164)

## 1972

1. Travis Grant	Kentucky St.	(13)
2. Jim Price	Louisville	(16)
2. Paul Stovall	Arizona St.	(22)
3. Gregg Northington	Ala. St.	(47)
5. Glen Summers	Gannon	(80)
6. Sam Simmons	Bradley	(97)

## 1973

1. Kermit Washington	American	(5)
2. Bill Schaeffer	St. Johns	(23)
2. Jim Chones	Marquette	(31)
2. John Perry	Pan American	(34)
4. Larry Finch	Memphis St.	(68)
5. Kresimer Cosic	BYU	(84)
6. David Brent	Jacksonville	(102)
7. Nate Hawthorne	S. Illinois	(118)
8. Roy McPipe	E. Montana	(136)

## 1974

1. Brian Winters	S. Carolina	(12)
2. Bill Knight	Pittsburgh	(21)
3. Jim Bradley	N. Illinois	(48)
4. Ron de Vries	Illinois St.	(67)
5. Seymour Reed	Bradley	(84)
6. Billy Morris	St. Louis	(103)
7. Dennis Van Zant	Azusa Pacific	(120)
8. Roy Florence	UNLV	(139)

## 1975

1. David Meyers	UCLA	(2)
1. Junior Bridgeman	Louisville	(8)
4. C.J. Kupec	Illinois	(56)
5. Charles Russell	Alabama	(74)
6. Don Ford	UCSB	(92)
7. Rick Suttle	Kansas	(110)
8. Mike Cashman	Willamette	(128)

## 1976

2. Earl Tatum	Marquette	(21)
3. Mike Dabney	Rutgers	(36)
3. Tom Abernathy	Indiana	(43)
4. Wayman Britt	Michigan	(60)
6. Ed Schweitzer	Stanford	(95)
7. Tom Lipsey	Cal St. L.A.	(113)
8. Ed Gregg	Utah St.	(132)
9. David Pickett	Northeast	(151)

## 1977

1. Kenny Carr	N. Carolina St.	(6)
1. Brad Davis	Maryland	(15)
1. Norm Nixon	Duquesne	(22)
3. James Edwards	Washington	(46)
4. Tony Robertson	West Virginia	(88)
5. John Robinson	Michigan	(110)
6. Grove Woolard	Murray St.	(131)
7. Lars Hansen	Washington	(151)
8. Art Allen	Pepperdine	(170)

## 1978

2. Ron Carter	VMI	(26)
2. Lew Massey	NC Charlotte	(38)
3. Michael Cooper	New Mexico	(60)
4. Harold Robertson	Lincoln	(82)
5. Carlos Terry	Winston-Salem	(104)
6. Kim Stewart	Washington	(126)
7. Larry Paige	Colorado St.	(147)

## 1979

1. Earvin Johnson	Michigan St.	(1)
1. Brad Holland	UCLA	(14)
2. Oliver Mack	E. Carolina	(25)
2. Victor King	Louisiana Tech	(39)
2. Mark Young	Fairfield	(41)
3. Walter Daniels	Georgia	(60)
4. Ray White	Mississippi St.	(79)
4. Ricky Reed	Temple	(81)





# LAKERS ALL-TIME DRAFT CHOICES



## 1980

2. Wayne Robinson	Virginia Tech	(31)
2. Butch Carter	Indiana	(37)
4. Tony Jackson	Florida St.	(87)
4. Ron Baxter	Texas	(91)
5. Rick Raivio	Portland	(114)
5. Odis Boddie	N. Alabama	(137)
7. Charles Davis	Vanderbilt	(160)
8. Melvin Hooker	Edinboro	(177)

## 1981

1. Mike McGee	Michigan	(19)
2. Harvey Knuckles	Toledo	(39)
2. Elvis Rolle	Florida St.	(42)
3. Zam Fredrick	S. Carolina	(51)
3. Ron Cornelius	Pacific	(65)
4. Kevin McKenna	Creighton	(88)
5. Craig Watts	N. Carolina St.	(111)
6. Kevin Singleton	California	(134)
7. Larry Petty	Wisconsin	(157)
8. Jay Triano	Simon Fraser	(179)

## 1982

1. James Worthy	N. Carolina	(1)
2. Willie Jones	Vanderbilt	(54)
3. Mike Hackett	Jacksonville	(67)
4. Craig McCormick	W. Kent.	(90)
5. Howard McNeil	Seton Hall	(113)
6. Lynden Rose	Houston	(137)
7. Maurice Williams	USC	(160)
8. Micah Blunt	Tulane	(183)
9. Tim Byrne	Rutgers	(204)

## 1983

3. Orlando Phillips	Pepperdine	(69)
4. Terry Lewis	Mississippi St.	(92)
5. Dan Dixon	Alabama A&M	(95)
6. Mark Steele	Colorado St.	(138)
7. Ricky Mixon	Cal St. Fullerton	(161)

## 1984

1. Earl Jones	District of Col.	(23)
3. George Singleton	Furman	(69)
4. John Revelli	Stanford	(92)
5. Lance Berwald	N. Dakota St.	(115)
6. Keith Jones	Stanford	(138)
7. Richard Haenisch	Chaminade	(161)

## 1985

1. A.C. Green	Oregon St.	(23)
4. Dexter Shouse	S. Alabama	(92)
5. Timo Sarrelainen	BYU	(115)
6. Tony Neal	Cal St. Fullerton	(138)
7. Keith Cieplicki	Wil. & Mary	(161)

## 1986

1. Ken Barlow	Notre Dame	(23)
2. Ron Kellogg	Kansas	(42)
3. Andre Turner	Memphis St.	(69)
4. Dale Blaney	West Virginia	(92)
5. Roger Harden	Kentucky	(115)
6. Walter Downing	Marquette	(138)
7. Mark Coleman	Mississippi St.	(161)

## 1987

3. Willie Glass	St. Johns	(69)
4. Ralph Tally	Norfolk St.	(92)
5. Kenny Travis	New Mexico St.	(115)
6. Frank Ford	Auburn	(138)
7. Ron Vanderschaaf	C. Washington	(161)

## 1988

1. David Rivers	Notre Dame	(25)
-----------------	------------	------

## 1989

1. Vlade Divac	Yugoslavia	(26)
----------------	------------	------

## 1990

1. Elden Campbell	Clemson	(27)
2. Tony Smith	Marquette	(51)

## 1991

2. Anthony Jones	Oral Roberts	(52)
------------------	--------------	------

## 1992

1. Anthony Peeler	Missouri	(15)
2. Duane Cooper	USC	(36)

## 1993

1. George Lynch	N. Carolina	(12)
2. Nick Van Exel	Cincinnati	(37)

## 1994

1. Eddie Jones	Temple	(10)
----------------	--------	------

## 1995

2. Frankie King	W. Carolina	(37)
-----------------	-------------	------

## 1996

1. Derek Fisher	Ark.-Little Rock	(24)
-----------------	------------------	------

## 1997

2. DeJuan Wheat	Louisville	(52)
2. Paul Rogers	Gonzaga	(54)

## 1998

1. Sam Jacobson	Minnesota	(26)
2. Ruben Patterson	Cincinnati	(31)
2. Toby Bailey	UCLA	(45)

## 1999

1. Devean George	Augsburg	(23)
2. John Celestand	Villanova	(30)

## 2000

1. Mark Madsen	Stanford	(29)
----------------	----------	------

## 2001

No Picks

## 2002

1. Chris Jeffries	Fresno St.	(27)
-------------------	------------	------

## 2003

1. Brian Cook	Illinois	(24)
2. Luke Walton	Arizona	(32)

## 2004

1. Sasha Vujacic	Slovenia	(27)
2. Marcus Douthit	Providence	(56)

## 2005

1. Andrew Bynum	St. Josephs HS	(10)
2. Ronny Turiaf	Gonzaga	(37)
2. Von Wafer	Florida St.	(39)

## 2006

1. Jordan Farmar	UCLA	(26)
2. Cheick Samb	Senegal	(51)

## 2007

1. Javaris Crittenton	Georgia Tech	(19)
2. Sun Yue	China	(40)
2. Marc Gasol	Spain	(48)

## 2008

2. Joe Crawford	Kentucky	(58)
-----------------	----------	------

## 2009

1. Toney Douglas	Florida State	(29)
2. Patrick Beverley	Arkansas	(42)
2. Chinemelu Elonu	Texas A&M	(59)

## 2010

2. Devin Ebanks	West Virginia	(43)
2. Derrick Caracter	UTEP	(58)

## 2011

2. Darius Morris	Michigan	(41)
2. Andrew Goudelock	Charleston	(46)
2. C. Maduabum	Nigeria	(56)
2. Ater Majok	Sudan	(58)

## 2012

2. Robert Sacre	Gonzaga	(60)
-----------------	---------	------

## 2013

2. Ryan Kelly	Duke	(48)
---------------	------	------

## 2014

1. Julius Randle	Kentucky	(7)
------------------	----------	-----

## 2015

1. D'Angelo Russell	Ohio St.	(2)
1. Larry Nance Jr.	Wyoming	(27)
2. Anthony Brown	Stanford	(34)





## ALL-TIME TRANSACTIONS

### 1948-49

8/30/48 Purchased Mike Bloom from Boston.  
 12/1/48 Released Mike Bloom.  
 2/7/49 Purchased Whitey Kachan from Chicago.

### 1949-50

6/22/49 Purchased Gene Stump from Boston.  
 12/7/49 Purchased Billy Hassett from Tri-City.  
 12/21/49 Sold Paul Walther to Indianapolis.

### 1950-51

12/11/50 Sold Ed Beach to Tri-City.  
 1/9/51 Drafted Dick Schnittker from Washington in the Dispersal Draft.

### 1951-52

9/21/51 Sold Kevin O'Shea to Milwaukee.  
 10/10/51 Purchased Howie Schultz from Ft. Wayne.  
 1/26/52 Purchased Pep Saul from Baltimore.

### 1952-53

None

### 1953-54

10/27/53 Sold Lew Hitch to Milwaukee.  
 12/21/53 Traded Bobby Watson to Milwaukee for Lew Hitch.  
 2/2/54 Sold Bob Harrison to Milwaukee.

### 1954-55

9/18/54 Traded Pep Saul to Milwaukee for Don Sunderlage.  
 11/28/54 Drafted Bob "Slick" Leonard from Baltimore in the Dispersal Draft.

### 1955-56

11/28/55 Sold Jim Holstein to Ft. Wayne.  
 12/16/55 Purchased Johnny Horan from Ft. Wayne.

### 1956-57

10/24/56 Sold Al Bianchi to Syracuse.  
 10/26/56 Traded Jerry Bird, Phil Jordon & Slater Martin to New York for Walter Dukes & Burdette Haldorson.  
 4/17/57 Traded Clyde Lovelette & Jim Paxson to Rochester for Bob Burrow, Ed Fleming, "Hot" Rod Hundley, Monk Meineke & Art Spoelstra.  
 4/17/57 Traded Ed Kalafat to Ft. Wayne for Corky Devlin.

### 1957-58

9/12/57 Traded Walter Dukes to Detroit for Larry Foust.  
 2/5/58 Traded Art Spoelstra to New York for Bo Erias and cash considerations.  
 2/16/58 Traded Dick Boushka & Terry Rand to St. Louis for Frank Selvy.

### 1958-59

None.

### 1959-60

12/1/59 Purchased Ron Sobie from New York.  
 12/15/59 Purchased Frank Selvy from Syracuse.  
 1/24/60 Traded Dick Garmaker and a 1960 2nd round draft pick to New York for Ray Felix and a 1960 4th round draft pick.  
 2/1/60 Traded Larry Foust to St. Louis for Nick Mantis, Chuck Share & Willie Merriweather.

### 1960-61

10/24/60 Signed free agent Gary Alcorn.  
 12/15/60 Waived Gary Alcorn  
 12/15/60 Purchased Ron Johnson from Detroit.  
 4/26/61 Bob Leonard drafted by Chicago in Expansion Draft.  
 6/21/61 Signed free agent Bob Sims.

### 1961-62

n/a Released Gary Alcorn and Ron Johnson.  
 12/1/61 Sold Bob Sims to St. Louis.  
 12/1/61 Purchased Bob McNeil from Philadelphia.  
 n/a Released Bob McNeil, Ray Felix, Wayne Yates & Bob Smith.  
 Howard Joliff retired.

### 1962-63

9/5/62 Purchased Dick Barnett from Syracuse.  
 9/14/62 Traded Tom Hawkins to Cincinnati for a 1963 2nd round draft pick.  
 Rod Hundley retired.  
 n/a Released Rod Horn.

### 1963-64

9/6/63 Claimed Don Nelson off of waivers from Chicago.  
 9/24/63 Claimed Hub Reed off waivers from Cincinnati.  
 Frank Selvy and Jim Krebs retired.  
 10/1/63 Roger Strickland claimed off waivers by Baltimore.  
 4/16/64 Purchased Darrall Imhoff from Detroit.  
 5/1/64 Hub Reed claimed off waivers by New York.  
 5/1/64 Waived Mel Gibson.

### 1964-65

1/28/65 Purchased Bill McGill from Grand Rapids of the North American League.  
 n/a Released Jerry Grote, Bill McGill & Charles Nash.

### 1965-66

10/14/65 Traded Dick Barnett to New York for Bob Boozer.  
 2/1/66 Signed free agent Tom Hoover.  
 5/1/66 Bob Boozer & Jim King are selected by Chicago in the Expansion Draft.  
 5/11/66 Purchased Hank Finkel from Chicago.  
 n/a Released John Fairchild, Tom Hoover & Don Nelson.  
 Gene Wiley retired.

### 1966-67

9/14/66 Purchased Tom Hawkins from Cincinnati.  
 9/22/66 Traded Leroy Ellis to Baltimore for Jim Barnes.  
 1/16/67 Traded Rudy LaRusso and a 1967 1st round draft pick to Detroit for Mel Counts (Detroit sent Ray Scott to Baltimore, who, in turn, sent Counts to LA).  
 5/1/67 John Block (San Diego), Henry Finkel (San Diego) & Walt Hazzard (Seattle) are selected in the Expansion Draft.

### 1967-68

10/21/67 Signed free agent Dennis Hamilton  
 1/9/68 Traded Jim Barnes and a 1968 3rd round draft pick to Chicago for Erwin Mueller.  
 1/12/68 Claimed Fred Crawford on waivers from New York.  
 5/2/68 Signed free agent Jay Carty.  
 5/6/68 Gail Goodrich, Dennis Hamilton & John Wetzel are selected by Phoenix in the Expansion Draft.

### 1968-69

7/9/68 Traded Jerry Chambers, Archie Clark & Darrell Imhoff to Philadelphia for Wilt Chamberlain.  
 9/23/68 Traded Erwin Mueller to Chicago for Keith Erickson.  
 10/8/68 Purchased John Egan from Milwaukee.  
 10/17/68 Waived Ed Biedenbach.



**1969-70**

- 9/9/69 Acquired Mike Lynn from Chicago for a 1971 3rd round draft pick.  
 9/18/69 Sold Fred Crawford to Milwaukee.  
 Released Cliff Anderson & Jay Carty.  
 Tom Hawkins retired.  
 11/27/69 Traded Bill Hewitt and a 1970 3rd round draft pick to Detroit for Happy Hairston.  
 1/23/70 Purchased John Tresvant from Seattle.  
 5/10/70 Dick Garrett (Buffalo), Mike Lynn (Buffalo) & John Egan (Cleveland) are selected in Expansion Draft.  
 5/20/70 Traded Mel Counts to Phoenix for Gail Goodrich.

**1970-71**

- 8/28/70 Claimed Fred Hetzel from Portland on waivers.  
 10/7/70 Claimed Pat Riley from Portland on waivers.  
 11/11/70 Traded John Tresvant to Baltimore for a 1972 2nd round draft pick.

**1971-72**

- 9/11/71 Acquired LeRoy Ellis from Portland for a 1972 2nd round draft pick and cash considerations.  
 9/20/71 Acquired Flynn Robinson from Cincinnati for a 1971 2nd round draft pick.  
 9/20/71 Waived Fred Hetzel, Willie McCarter & Earnie Killum.  
 10/13/71 Traded Rick Roberson to Cleveland for a 1972 2nd round draft pick and 1973 1st & 2nd round draft picks.  
 10/13/71 Claimed John Trapp on waivers from Houston.  
 11/5/71 Elgin Baylor retired.

**1972-73**

- 8/31/72 Traded Jim Cleamons to Cleveland for a 1974 2nd round draft choice.  
 9/19/72 Traded Paul Stovall to Phoenix for a 1974 2nd round draft pick and an additional future selection.  
 10/20/72 Released Roger Brown.  
 11/2/72 Traded LeRoy Ellis & John Trapp to Philadelphia for Mel Counts & Bill Bridges.  
 12/6/72 Traded Flynn Robinson to Baltimore for a 1973 2nd round draft pick.  
 12/6/72 Signed free agent Bill Turner.

**1973-74**

- 8/23/73 Acquired Stan Love from Baltimore in exchange for a 2nd round draft choice and cash considerations.  
 9/17/73 Traded Jim McMillian to Buffalo for Elmore Spencer.  
 10/30/73 Waived Travis Grant.  
 11/1/73 Traded Keith Erickson and a 1974 2nd round draft pick to Phoenix for Connie Hawkins.  
 5/17/74 Traded Jim Chones to Cleveland for a 1975 1st round draft pick.  
 6/14/74 Traded Mel Counts to New Orleans for future considerations.

**1974-75**

- 9/6/74 Signed Cazzie Russell and sent a 1976 1st round draft pick to Golden State as compensation.  
 10/3/74 Acquired Zelmo Beatty from Atlanta for a 1975 2nd round draft pick and cash considerations.  
 11/11/74 Traded Jim Price to Milwaukee for Lucius Allen.  
 11/28/74 Acquired Corky Calhoun from Phoenix for a 1976 2nd round draft pick and 1977 3rd round draft pick.  
 12/6/74 Waived Bill Bridges.  
 12/6/74 Acquired Stu Lantz from New Orleans for a 1975 3rd round draft pick and cash considerations.  
 2/10/75 Waived Stan Love.  
 6/16/75 Traded Elmore Smith, Brian Winters, Dave Meyers, & Junior Bridgeman to Milwaukee for Kareem Abdul-Jabbar & Walt Wesley.

**1975-76**

- 8/8/75 Traded Connie Hawkins to Atlanta for a 1976 3rd round draft pick.  
 9/24/75 Acquired Ron Williams from Milwaukee for a 1976 5th round draft pick.  
 10/1/75 Signed free agent Donnie Freeman.  
 10/21/75 Waived Happy Hairston.  
 10/22/75 Purchased Cornell Warner from Milwaukee.  
 10/28/75 Signed free agent Jim McDaniels.  
 10/30/75 Waived Walt Wesley.  
 11/3/75 Traded Pat Riley to Phoenix for two future draft picks.  
 11/26/75 Waived Ron Williams.  
 1/20/76 Acquired John Roche from Phoenix for future draft considerations.  
 1/21/76 Signed free agent Cliff Meely.  
 2/9/76 Waived Jim McDaniels.  
 5/10/76 Signed free agent Mack Calvin.

**1976-77**

- 7/19/76 Gail Goodrich signs with New Orleans as a veteran free agent.  
 8/5/76 Traded a 1977 2nd round pick & 1978 1st round pick to New Orleans in exchange for a 1977 1st round pick, 1978 1st round pick & 1980 2nd round pick as compensation for Jazz signing Gail Goodrich.  
 9/16/76 Signed free agent Don Chaney.  
 9/29/76 Waived Cliff Meely.  
 10/4/76 Traded future draft pick to Chicago for Allen Murphy.  
 10/5/76 Waived Donnie Freeman.  
 10/6/76 Waived John Roche.  
 10/22/76 Signed Cornell Warner.  
 10/4/76 Acquired Allen Murphy from Chicago for future considerations.  
 10/5/76 Waived Don Freeman & John Roche  
 10/18/76 Waived Corky Calhoun & Wayman Britt.  
 10/20/76 Acquired Bo Lamar from Detroit for future considerations.  
 11/2/76 Signed free agent Marvin Roberts.  
 11/2/76 Waived Allen Murphy.  
 11/2/76 Released Cornell Warner.  
 11/16/76 Traded Malvin Calvin to San Antonio for a 1977 1st round draft pick and cash considerations.  
 11/19/76 Signed free agent Johnny Neumann.

**1977-78**

- 6/6/77 Traded Lucius Allen to Kansas City for Ollie Johnson & 1st and 2nd round draft picks in 1978.  
 6/9/77 Traded Johnny Neumann to Buffalo for a 1977 3rd round draft choice.  
 7/13/77 Signed Jamaal Wilkes as a veteran free agent, sending cash and a 1978 1st round draft pick to Golden State as compensation.  
 9/7/77 Acquired Ernie DiGregorio from Buffalo for future considerations.  
 9/27/77 Waived C.J. Kupec.  
 9/30/77 Traded Ollie Johnson to Atlanta for Lou Hudson.  
 10/17/77 Traded Tony Robertson to Atlanta for a 1979 4th round draft pick.  
 10/17/77 Waived Cazzie Russell.  
 12/13/77 Acquired Adrian Dantley & Dave Robisch from Indiana for Earl Tatum & James Edwards.  
 12/27/77 Acquired Charlie Scott from Boston in exchange for Don Chaney, Kermit Washington and a 1978 1st round draft pick.  
 1/30/78 Waived Ernie DiGregorio.



## ALL-TIME TRANSACTIONS

### 1978-79

- 6/8/78 Traded Tom Abernethy to Buffalo for a 1978 2nd round draft pick.  
6/26/76 Traded Charlie Scott to Denver for Ron Boone and two 1979 2nd round draft picks.  
8/24/78 Signed free agent Derrek Dickey.  
9/14/78 Waived Carlos Terry.  
10/12/78 Released Derrek Dickey.  
10/27/78 Signed Jim Price as a veteran free agent and sent a 1980 2nd round pick to Detroit as compensation.  
10/27/78 Waived Brad Davis.

### 1979-80

- 7/7/79 Signed free agent Irv Kiffin.  
8/9/79 Waived Jim Price.  
9/13/79 Traded Adrian Dantley to Utah for Spencer Haywood.  
10/4/79 Waived Ron Carter.  
10/5/79 Acquired Jim Chones from Cleveland for Dave Robisch and a 1980 3rd round draft choice.  
10/5/79 Traded Irv Kiffin to San Antonio for a 1980 2nd round draft pick.  
10/23/79 Traded Kenny Carr to Cleveland for a 1980 2nd round draft pick and a 1981 2nd round draft pick.  
10/25/79 Traded Ron Boone to Utah for a 1981 3rd round draft pick.  
10/25/79 Signed free agent Marty Byrnes.  
2/14/80 Traded Ollie Mack, a 1980 2nd round draft pick and a 1981 2nd round draft pick to Chicago for Mark Landsberger.  
2/15/80 Traded Don Ford and a 1980 1st round draft pick to Cleveland in exchange for Butch Lee and a 1982 1st round draft pick.  
5/28/80 Marty Byrnes selected by Dallas in Expansion Draft.  
6/10/80 Released Butch Lee.

### 1980-81

- 8/1/80 Signed Myles Patrick.  
8/13/80 Signed Alan Hardy.  
8/19/80 Waived Spencer Haywood  
10/1/80 Traded Wayne Robinson to Detroit for a 1981 2nd round draft pick.  
10/8/80 Acquired Jim Brewer from Portland for the right to swap 1984 1st round draft picks or a 1984 2nd round draft pick, choosing the latter.  
11/17/80 Waived Tony Jackson.  
11/19/80 Traded a 1982 1st round draft pick to New Jersey for Eddie Jordan.  
12/2/80 Waived Myles Patrick.

### 1981-82

- 8/5/81 Acquired Mitch Kupchak from Washington in exchange for Jim Chones, Brad Holland, a 1982 2nd round draft pick and a 1983 1st round draft pick.  
8/19/81 Signed free agents Clay Johnson, Harvey Knuckles & Kevin McKenna.  
8/24/81 Signed free agent Darrell Allums.  
9/13/81 Signed free agent Kurt Rambis.  
10/13/81 Waived Clay Johnson.  
10/15/81 Traded Butch Carter to Indiana for a 1982 3rd round draft pick.  
10/27/81 Waived Alan Hardy.  
12/24/81 Acquired Bob McAdoo from New Jersey exchange for a 1983 2nd round draft pick.  
4/12/82 Signed free agent Clay Johnson.

### 1982-83

- 9/20/82 Signed free agent Joe Cooper.  
10/8/82 Released Kevin McKenna.  
10/22/82 Re-signed Mark Landsberger.  
10/25/82 Waived Hutch Jones.  
11/2/82 Re-signed Bob McAdoo.  
11/8/82 Released Joe Cooper.  
2/15/83 Acquired Dwight Jones from Chicago in exchange for a 1985 2nd round draft pick and cash considerations.  
4/12/83 Signed free agent Billy Ray Bates.  
4/16/83 Signed free agent Steve Mix.  
Released Billy Ray Bates.

### 1983-84

- 8/22/83 Waived Dwight Jones.  
9/7/83 Signed free agents Larry Spriggs & Calvin Garrett. Steve Mix retired.  
9/27/83 Signed free agent Dale Wilkinson.  
10/16/83 Traded Norm Nixon, Eddie Jordan a 1986 2nd round draft pick and a 1987 2nd round draft pick to San Diego for Swen Nater & Byron Scott.  
10/17/83 Waived Dale Wilkinson.  
11/10/83 Waived Mark Landsberger & Clay Johnson.  
4/11/84 Signed free agent Eddie Jordan.

### 1984-85

- 9/21/84 Signed free agent Chuck Nevitt.  
Swen Nater retired.  
11/6/84 Waived Chuck Nevitt.  
11/29/84 Signed free agent Ronnie Lester.  
3/5/85 Signed free agent Chuck Nevitt.

### 1985-86

- 8/19/85 Acquired Maurice Lucas from Phoenix for a 1988 2nd round draft pick and a 1989 2nd round draft pick.  
8/28/85 Waived Jamaal Wilkes.  
9/10/85 Re-signed free agent Chuck Nevitt.  
10/9/85 Sold Earl Jones to San Antonio.  
10/16/85 Waived Dexter Shouse.  
11/23/85 Waived Chuck Nevitt.  
3/10/86 Signed free agent Jerome Henderson.  
3/18/86 Signed free agent Petur Gudmundsson.  
6/17/86 Traded Mike McGee and the draft rights to Ken Barlow to Atlanta for Billy Thompson & Ron Kellogg.

### 1986-87

- 9/18/86 Signed free agent Adrian Branch.  
9/26/86 Waived Maurice Lucas.  
9/30/86 Mitch Kupchak retired.  
10/2/86 Sold Ronnie Lester to Seattle.  
10/9/86 Signed Frank Brickowski, granting Seattle future considerations for not exercising right of 1st refusal.  
2/13/87 Traded Frank Brickowski, Petur Gudmundsson, a 1987 1st round draft pick, a 1990 2nd round draft pick and cash to San Antonio for Mychal Thompson.

### 1987-88

- 8/28/87 Signed Frank Ford, Willie Glass, Ralph Talley & Ron Vandschaaf.  
10/1/87 Signed free agent Mike Smrek.  
10/2/87 Signed free agent Milt Wagner.  
10/5/87 Signed Wes Matthews.  
10/7/87 Acquired rights to Jeff Lamp from San Antonio in exchange for a 1988 3rd round draft pick.  
11/5/87 Sold Adrian Branch to New Jersey.  
12/12/87 Signed free agent Ray Tolbert.  
3/14/88 Waived Ray Tolbert.  
3/30/88 Signed free agent Tony Campbell.  
6/23/88 Traded a 1992 2nd round draft pick to Miami for not selecting K. Abdul-Jabbar in 1988 Expansion Draft.  
6/23/88 Billy Thompson taken by Miami in Expansion Draft.



**1988-89**

8/9/88	Signed free agent Orlando Woolridge.
8/24/88	Signed free agent Milt Wagner.
8/29/88	Signed free agent Kannard Johnson.
8/30/88	Signed free agent Scott Meents.
9/20/88	Renounced rights to Wes Matthews.
10/3/88	Signed free agent Mark McNamara.
10/6/88	Re-signed Tony Campbell.
10/17/88	Waived Scott Meents.
10/24/88	Waived Milt Wagner.
11/2/88	Traded Mike Smrek to San Antonio in exchange for a 1990 2nd round draft pick.
6/15/89	David Rivers taken by Minnesota in Expansion Draft.

**1989-90**

8/4/89	Signed free agent Larry Drew.
9/12/89	Signed free agent Quintin Dailey.
9/18/89	Signed free agents Mike Higgins, Milt Newton & Steve Bucknall.
10/2/89	Signed free agent Mel McCants.
10/13/89	Waived Quintin Dailey.
10/31/89	Waived Milt Newton.
12/13/89	Waived Mike Higgins.
12/24/89	Signed free agent Jay Vincent.
3/5/90	Waived Steve Bucknall & Michael Higgins.
3/5/90	Signed free agent Jawann Oldham to the first of two 10-day contracts.

**1990-91**

8/3/90	Traded Orlando Woolridge to Denver in exchange for 1993 and 1995 2nd round draft picks.
8/6/90	Signed free agent Sam Perkins.
8/15/90	Waived Michael Cooper.
9/25/90	Acquired Terry Teagle from Golden State in exchange for a 1990 1st round draft pick.
9/25/90	Traded Mark McNamara to San Antonio for choice of Lakers 1991 or 1994 2nd round draft pick.
9/25/90	Signed free agent Tony Brown.
10/2/90	Signed free agent Mario Elie.
10/15/90	Waived Mario Elie.
10/16/90	Signed free agent Irving Thomas.
10/19/90	Waived Michael Young.
12/6/90	Waived Tony Brown.

**1991-92**

9/30/91	Signed free agents Tony Smith & Keith Owens.
10/2/91	Waived Larry Drew & Mychal Thompson.
10/2/91	Acquired Sedale Threatt from Seattle in exchange for 1994, 1995 and 1996 2nd round draft picks.
10/4/91	Signed free agent Jack Haley.
10/29/91	Signed free agent Demetrius Calip.
10/30/91	Waived Anthony Jones & Irving Thomas.
12/5/91	Signed free agent Chucky Brown.
12/6/91	Waived Demetrius Calip.
12/6/91	Signed free agent Rory Sparrow.
3/20/92	Signed Cliff Robinson to the first of two 10-day contracts.
4/8/92	Signed Cliff Robinson for remainder of the season.
5/11/92	Acquired Milwaukee's 1992 and 1995 2nd round draft picks in exchange for releasing the rights to coach Mike Dunleavy.

**1992-93**

8/11/92	Signed Alex Blackwell.
8/13/92	Signed free agents James Edwards & Sean Higgins.
9/29/92	Magic Johnson announced he will play for the Lakers in 1992-93.
9/29/92	Renounced the rights to free agents Terry Teagle, Cliff Robinson, Rory Sparrow, Keith Owens & Chucky Brown.
9/29/92	Waived Sean Higgins.
2/22/93	Traded Sam Perkins to Seattle in exchange for Benoit Benjamin & Doug Christie.
6/21/93	Acquired Sam Bowie and a 1998 2nd round draft pick from New Jersey in exchange for Benoit Benjamin.

**1993-94**

7/15/93	Signed rookie free agent Antonio Harvey.
7/21/93	Released Alex Blackwell, A.C. Green & Byron Scott.
8/30/93	Signed free agent Trevor Wilson.
10/1/93	Signed free agent Kurt Rambis.
11/4/93	Waived Duane Cooper.
12/7/93	Waived Trevor Wilson.
12/14/93	Waived Kurt Rambis.
1/5/94	Re-signed Kurt Rambis.
1/22/94	Signed Reggie Jordan to the first of two 10-day contracts.
2/8/94	Signed Reggie Jordan for remainder of the season.
2/24/94	Acquired Dan Schayes from Milwaukee in exchange for a 2nd round draft choice.

**1994-95**

7/1/94	Acquired Anthony Miller from Golden State in exchange for a 1995 2nd round draft pick.
7/1/94	Renounced the rights to Dan Schayes.
7/21/94	Signed free agent Trevor Ruffin.
9/23/94	Acquired Cedric Ceballos from Phoenix in exchange for a 1995 1st round draft pick.
10/13/94	Traded Doug Christie to New York in exchange for 1997 and 1998 2nd round draft picks.
11/3/94	Waived Trevor Ruffin.
11/10/94	James Worthy announced retirement.
11/10/95	Signed free agent Lester Conner to 10-day contract.
1/20/95	Signed free agent Danny Young to 10-day contract.
1/31/95	Signed free agent Kurt Rambis.
2/22/95	Signed free agent Lloyd Daniels to the first of two 10-day contracts.
2/28/95	Signed free agent Randolph Keys to the first of two 10-day contracts.
3/14/95	Signed Lloyd Daniels & Randolph Keys to a contract for the rest of the season.
4/11/95	Waived Lloyd Daniels.
6/24/95	Antonio Harvey selected by Vancouver in the Expansion Draft.
6/30/95	Acquired Corie Blount from Chicago in exchange for future considerations.

**1995-96**

9/29/95	Sam Bowie retired.
9/29/95	Released Randolph Keys, Kurt Rambis & Tony Smith.
9/29/95	Signed free agent Gerard King.
10/3/95	Signed free agent Fred Roberts.
10/6/95	Signed free agent Kurt Rambis.
10/26/95	Signed free agent Derek Strong.
10/31/95	Waived Gerard Kings & Kurt Rambis.
1/29/96	Signed Earvin Johnson.
5/14/96	Earvin Johnson announces retirement.





## ALL-TIME TRANSACTIONS

### 1996-97

7/11/96 Traded Vlade Divac to Charlotte for Kobe Bryant.  
 7/16/96 Traded Anthony Peeler, George Lynch along with 1998 and 1999 2nd round draft picks to Vancouver in exchange for 1998 and 1999 2nd round draft picks.

7/16/96 Signed free agent Sean Rooks.  
 7/17/96 Released Fred Roberts, Derek Strong & Sedale Threatt.

7/18/96 Signed free agent Shaquille O'Neal.  
 7/31/96 Signed free agent Travis Knight.  
 8/9/96 Signed free agent Rumeal Robinson.  
 8/12/96 Signed free agent Jerome Kersey.  
 8/15/96 Signed free agent Trevor Wilson.  
 9/1/96 Signed free agent Jaquain Hawkins.  
 10/21/96 Waived Jaquain Hawkins.  
 9/30/96 Signed free agent Byron Scott.  
 12/16/96 Waived Trevor Wilson.  
 1/10/97 Traded Cedric Ceballos & Rumeal Robinson to Phoenix for Robert Horry & Joe Kleine.  
 2/20/97 Acquired George McCloud from New Jersey for Joe Kleine, a 1997 1st round draft pick and a conditional 2nd round pick.  
 2/24/97 Signed Larry Krystkowiak to a 10-day contract.  
 3/5/97 Signed Larry Krystkowiak to a second 10-day contract.

### 1997-98

7/24/97 Signed free agent James Forrest.  
 8/27/97 Signed free agent Jon Barry.  
 8/28/97 Signed free agent Rick Fox.  
 9/17/97 Signed free agent Shea Seals.  
 9/22/97 Signed free agent Mario Bennett.  
 10/2/97 Signed DeJuan Wheat.  
 10/20/97 Waived DeJuan Wheat.  
 10/25/97 Waived James Forrest.  
 6/24/98 Traded Nick Van Exel to Denver for Tony Battie & draft rights to Tyrone Lue.  
 6/24/98 Sold the draft rights to Toby Bailey to Phoenix.

### 1998-99

1/21/99 Traded Tony Battie to Boston for Travis Knight.  
 1/21/99 Signed free agent Derek Harper.  
 2/23/99 Signed free agent Dennis Rodman.  
 2/24/99 Relieved head coach Del Harris of his duties.  
 2/26/99 Hired Kurt Rambis as head coach.  
 3/10/99 Waived Corie Blount.  
 3/10/99 Traded Eddie Jones & Elden Campbell to Charlotte for B.J. Armstrong, J.R. Reid & Glen Rice.  
 3/10/99 Waived B.J. Armstrong.  
 4/15/99 Waived Dennis Rodman.

### 1999-00

6/16/99 Hired Phil Jackson as head coach.  
 9/1/99 Traded Sean Rooks to Dallas for A.C. Green.  
 9/21/99 Traded Derek Harper to Detroit for draft rights to rookie guard Melvin Levett.  
 9/28/99 Signed free agent Benoit Benjamin.  
 9/29/99 Signed free agent John Salley.  
 10/13/99 Signed free agent Ron Harper.  
 10/20/99 Signed free agent Brian Shaw.  
 10/28/99 Waived Benoit Benjamin.  
 11/12/99 Waived Sam Jacobson.  
 6/28/00 Waived A.C. Green.

### 2000-01

8/15/00 Signed free agent Stanislav Medvedenko.  
 8/23/00 Signed free agent Andy Panko.  
 8/25/00 Signed free agent Isaiah Rider.  
 9/20/00 Traded Glen Rice & Travis Knight to New York in exchange for Horace Grant, Greg Foster, Chuck Person & Emanuel Davis from Seattle.  
 9/29/00 Waived Chuck Person.  
 10/2/00 Signed free agent Mike Penberthy.  
 10/6/00 Re-signed free agent Brian Shaw.  
 10/25/00 Waived Emanuel Davis.  
 10/29/00 Waived Andy Panko.  
 6/28/01 Traded Greg Foster to Milwaukee for Lindsey Hunter.

### 2001-02

7/20/01 Signed free agent Mitch Richmond.  
 7/20/01 Signed free agent Samaki Walker.  
 7/31/01 Signed free agent Peter Cornell.  
 8/9/01 Signed free agent Joe Crispin.  
 8/28/01 Signed free agent Isaac Fontaine.  
 9/21/01 Signed free agent Jelani McCoy.  
 9/21/01 Signed free agent Isaac Fontaine.  
 9/26/01 Signed free agent Dickey Simpkins.  
 9/27/01 Signed free agent Paul Shirley.  
 9/27/01 Signed free agent Dennis Scott.  
 10/16/01 Waived Paul Shirley & Dennis Scott.  
 10/23/01 Waived Peter Cornell.  
 10/25/01 Waived Isaac Fontaine & Dickey Simpkins.  
 10/31/01 Waived Brian Shaw.  
 11/4/01 Re-signed Brian Shaw.  
 11/10/01 Waived Mike Penberthy.  
 11/25/01 Waived Joe Crispin.

### 2002-03

7/26/02 Acquired Tracy Murray, the draft rights to Kareem Rush and a 2003 2nd round draft pick from Toronto in exchange for Lindsey Hunter, the draft rights to Chris Jeffries and a 2003 2nd round draft pick.  
 7/26/02 Signed free agent Brian Shaw.  
 7/26/02 Signed free agent Jannero Pargo.  
 8/14/02 Signed free agent A.J. Guyton.  
 8/23/02 Signed free agent Soumaila Samake  
 9/18/02 Signed free agent Guy Rucker.  
 9/19/02 Signed free agent Nick Sheppard.  
 9/20/02 Signed free agent Jefferson Sobral.  
 10/9/02 Waived Nick Sheppard.  
 10/17/02 Waived Jefferson Sobral.  
 10/24/02 Waived A.J. Guyton.  
 10/27/02 Waived Guy Rucker.  
 12/6/02 Waived Soumaila Samake.

### 2003-04

7/6/03 Signed 1st round draft-pick Brian Cook.  
 7/8/03 Signed 2nd round draft-pick Luke Walton.  
 7/16/03 Signed free agents Karl Malone & Gary Payton.  
 7/24/03 Signed Jamal Sampson.  
 7/28/03 Signed free agent Horace Grant.  
 8/13/03 Signed free agents Ime Udoka & Maurice Carter.  
 8/14/03 Signed free agent Koko Archibong.  
 8/15/03 Signed free agent Eric Chenowith.  
 8/19/03 Signed free agent Stephane Pelle.  
 10/1/03 Signed free agent Bryon Russell.  
 10/14/03 Waived Koko Archibong & Maurice Carter.  
 10/23/03 Waived Eric Chenowith, Stephane Pelle & Ime Udoka.  
 1/7/04 Waived Jannero Pargo.  
 1/14/04 Signed free agent Ime Udoka to a 10-day contract.  
 1/30/04 Signed free agent Maurice Carter to a 10-day contract.  
 2/9/04 Signed Maurice Carter to a second 10-day contract.



**2004-05**

7/10/04	Hired head coach Rudy Tomjanovich.
7/14/04	Acquired Lamar Odom, Brian Grant, Caron Butler, a 2006 1st round draft pick and a 2007 2nd round draft pick from Miami in exchange for Shaquille O'Neal.
7/15/04	Re-signed Kobe Bryant.
7/20/04	Signed 1st round draft pick Sasha Vujacic.
7/20/04	Signed free agent Vlade Divac.
8/2/04	Re-signed Stanislav Medvedenko.
8/6/04	Acquired Chris Mihm, Chucky Atkins & Jumaine Jones from Boston in exchange for Gary Payton, Rick Fox and a 2006 1st round draft pick. (trade was amended 8/13/04).
8/6/04	Signed free agent Tony Bobbitt.
8/24/04	Signed free agent Nate Johnson.
9/29/04	Signed free agent Neil Yanke.
10/4/04	Signed free agents Pierre Brown & Jerry Dupree.
10/6/04	Signed free agent Ike Nwankwo.
10/23/04	Waived Jerry Dupree & Neil Yanke.
10/27/04	Waived Nate Johnson & Ike Nwankwo.
11/1/04	Waived Tony Bobbitt.
12/6/04	Traded Kareem Rush to Charlotte for a 2005 2nd round draft pick and a 2009 2nd round draft pick.
12/6/04	Signed free agent Tony Bobbitt.
2/2/05	Named Frank Hamblen head coach after Rudy Tomjanovich steps down.

**2005-06**

6/14/05	Hired head coach Phil Jackson.
7/6/05	Signed 1st round draft pick Andrew Bynum.
8/1/05	Signed 2nd round draft pick Von Wafer.
8/2/05	Acquired Kwame Brown & Laron Profit from Washington for Caron Butler & Chucky Atkins.
8/2/05	Signed free agent William "Smush" Parker.
8/8/05	Re-signed Luke Walton.
8/10/05	Waived designated amnesty player Brian Grant.
8/26/05	Signed free agent Aaron McKie.
9/6/05	Signed free agent Devin Green.
9/19/05	Signed free agent Will Conroy.
10/3/05	Signed free agent Corie Blount.
10/6/05	Waived Vlade Divac.
10/6/05	Signed free agent Adam Parada.
10/18/05	Waived Will Conroy.
10/26/05	Traded Jumaine Jones to Charlotte in exchange for a 2007 2nd round draft pick.
10/27/05	Waived Tony Bobbitt & Adam Parada.
10/31/05	Exercised 4th year option on Brian Cook.
10/31/05	Waived Corie Blount.
1/17/06	Signed 2nd round draft pick Ronny Turiaf.
1/17/06	Waived Laron Profit.
3/6/06	Signed free agent Jim Jackson.
3/6/06	Waived Stanislav Medvedenko.

**2006-07**

6/28/06	Acquired draft rights to J.R.Pinnock from Dallas for a 2007 2nd round draft pick acquired from Miami.
6/28/06	Acquired Maurice Evans from Detroit for draft rights to 2nd round selection Cheick Samb.
7/5/06	Signed 1st round draft pick Jordan Farmar.
7/12/06	Signed free agent Vladimir Radmanovic.
7/12/06	Signed free agent Shammond Williams.
9/6/06	Signed J.R. Pinnock.
9/25/06	Re-signed Devin Green.
10/2/06	Signed Mamadou N'Diaye.
10/2/06	Signed Marcus Douthit.
10/12/06	Waived Marcus Douthit & Mamadou N'Diaye.
10/26/06	Waived J.R. Pinnock & Von Wafer.
10/27/06	Exercised 3rd year option on Andrew Bynum.
10/27/06	Exercised 4th year option on Sasha Vujacic.
10/30/06	Waived Devin Green.
10/31/06	Signed Brian Cook to multi-year contract extension.

**D-League Transactions**

Assigned Jordan Farmar (3/31, 4/2, 4/12).  
Recalled Jordan Farmar (4/1, 4/3, 4/12).

**2007-08**

7/3/07	Signed 1st round draft pick Javaris Crittenton.
7/12/07	Re-signed Luke Walton.
7/19/07	Re-signed Chris Mihm.
7/20/07	Signed free agent guard Derek Fisher.
7/30/07	Signed free agent guard Coby Karl.
8/22/07	Signed free agent center Larry Turner.
9/17/07	Signed free agent forward Elton Brown.
10/1/07	Signed free agent forward Andre Patterson.
10/23/07	Waived Elton Brown, Andre Patterson & Larry Turner.
10/29/07	Exercised 3rd year option on Jordan Farmar.
10/29/07	Exercised 4th year option on Andrew Bynum.
11/20/07	Acquired Trevor Ariza from Orlando in exchange for Brian Cook & Maurice Evans.
12/12/07	Signed Phil Jackson to contract extension.
1/21/08	Signed free agent DJ Mbenga to 10-day contract.
2/1/08	Signed free agent Aaron McKie.
2/1/08	Acquired Pau Gasol and a 2010 2nd round draft pick from Memphis in exchange for Kwame Brown, Javaris Crittenton, Aaron McKie, the draft rights to Marc Gasol and 1st round draft picks in 2008 & 2010.
2/1/08	Signed DJ Mbenga to 2nd 10-day contract.
2/11/08	Signed DJ Mbenga for remainder of season.
3/21/08	Signed free agent Ira Newble to 10-day contract.
4/1/08	Signed Ira Newble for remainder of season.

**D-League Transactions**

Assigned Coby Karl (11/28, 2/14, 4/5).  
Recalled Coby Karl (12/24, 2/19).



## ALL-TIME TRANSACTIONS

### 2008-09

7/28/08 Re-signed Sasha Vujacic.  
 8/1/08 Signed free agent Dwayne Mitchell.  
 8/14/08 Signed free agent Josh Powell.  
 8/25/08 Signed 2007 2nd round draft pick Sun Yue.  
 8/27/08 Signed 2nd round draft pick Joe Crawford.  
 9/10/08 Signed free agent Brandon Heath.  
 9/12/08 Signed free agent C.J. Giles.  
 9/24/08 Re-signed DJ Mbenga.  
 10/8/08 Waived Dwayne Mitchell.  
 10/20/08 Waived Brandon Heath.  
 10/22/08 Waived Joe Crawford & C.J. Giles.  
 10/27/08 Waived Coby Karl.  
 10/27/08 Exercised 4th year option on Jordan Famar.  
 2/7/09 Acquired Adam Morrison & Shannon Brown from Charlotte in exchange for Vladimir Radmanovic.  
 2/18/09 Traded Chris Mihm to Memphis in exchange for conditional 2nd round pick in the 2013 NBA Draft.

### D-League Transactions

Assigned Sun Yue (3/6, 3/19).  
 Recalled Sun Yue (3/16).

### 2009-10

6/25/09 Sent draft rights to Toney Douglas to New York in exchange for a 2011 2nd round draft pick & cash considerations.  
 6/25/09 Sent draft rights to Patrick Beverley to Miami in exchange for a 2011 2nd round draft pick & cash considerations.  
 7/7/09 Re-signed Shannon Brown.  
 7/7/09 Signed free agent Metta World Peace.  
 7/31/09 Re-signed Lamar Odom.  
 9/28/09 Signed free agents Michael Fey, Tony Gaffney, Mickael Gelabale & David Monds.  
 9/30/09 Signed free agent Thomas Kelati.  
 10/10/09 Waived Michael Fey, Mickael Gelabale & David Monds.  
 10/21/09 Waived Thomas Kelati.  
 10/24/09 Waived Tony Gaffney.  
 12/23/09 Signed Pau Gasol to a contract extension.  
 4/2/10 Signed Kobe Bryant to a contract extension.

### 2010-11

7/8/10 Signed free agent Steve Blake.  
 7/14/10 Re-signed Derek Fisher.  
 7/22/10 Signed free agent Theo Ratliff.  
 7/22/10 Signed free agent Matt Barnes.  
 8/11/10 Re-signed Shannon Brown.  
 8/12/10 Signed 2nd round draft pick Devin Ebanks.  
 8/13/10 Signed 2nd round draft pick Derrick Caracter.  
 9/24/10 Signed free agents Russell Hicks, Trey Johnson, Drew Naymick & Anthony Roberson.  
 9/30/10 Waived Russell Hicks & Anthony Roberson.  
 10/21/10 Waived Trey Johnson & Drew Naymick.  
 12/15/10 Acquired Joe Smith, Golden State's 2011 2nd round draft pick, Chicago's 2012 2nd round draft pick & the draft rights to Sergei Lishouk in exchange for Sasha Vujacic & a conditional 2011 1st round draft pick in a three-team trade with New Jersey & Houston.  
 4/13/11 Signed free agent Trey Johnson.

### D-League Transactions

Assigned Devin Ebanks (12/17).  
 Recalled Devin Ebanks (1/9).  
 Assigned Derrick Caracter (3/29, 4/6).  
 Recalled Derrick Caracter (4/5, 4/13).

### 2011-12

12/9/11 Signed free agent Jason Kapono.  
 12/9/11 Signed 2nd round draft pick Darius Morris.  
 12/9/11 Signed 2nd round draft pick Andrew Goudelock.  
 12/9/11 Signed free agent Elijah Millsap.  
 12/9/11 Signed free agent Zach Andrews.  
 12/9/11 Signed free agent Chris Daniels.  
 12/11/11 Acquired Dallas' 2012 1st Round draft pick and a trade exception in exchange for Lamar Odom and a 2012 2nd Round draft pick.  
 12/13/11 Signed free agent Gerald Green.  
 12/13/11 Signed free agent Malcolm Thomas.  
 12/14/11 Signed free agent Josh McRoberts.  
 12/18/11 Signed free agent Troy Murphy.  
 12/22/11 Waived Zach Andrews, Chris Daniels, Gerald Green, Elijah Millsap & Malcolm Thomas.  
 2/7/12 Waived Derrick Caracter.  
 3/15/12 Acquired Ramon Sessions and Christian Eyenga from Cleveland in exchange for Luke Walton, Jason Kapono, the Lakers' 2012 1st Round (protected) draft pick and other considerations.  
 3/15/12 Acquired Jordan Hill from Houston for Derek Fisher and Dallas' protected 1st round selection in the 2012 NBA Draft.

### D-League Transactions

Assigned Andrew Goudelock (12/17).  
 Recalled Andrew Goudelock (12/18).  
 Assigned Malcolm Thomas (12/17).  
 Recalled Malcolm Thomas (12/18).  
 Assigned Derrick Caracter (1/25).  
 Assigned Devin Ebanks (2/15).  
 Recalled Devin Ebanks (2/28).  
 Assigned Darius Morris (3/7).  
 Recalled Darius Morris (3/16).  
 Recalled Christian Eyenga (4/25).

### 2012-13

6/28/12 Acquired rights to Dallas' 2nd round draft pick Darius Johnson-Odom for cash considerations.  
 7/10/12 Acquired Steve Nash from Phoenix in exchange for 1st round draft picks in 2013 & 2015 and 2nd round draft picks in 2013 & 2014.  
 7/25/12 Signed free agent Antawn Jamison.  
 7/25/12 Re-signed Jordan Hill.  
 8/10/12 Acquired Dwight Howard, Chris Duhon & Earl Clark from Orlando in exchange for Josh McRoberts, Christian Eyenga, a protected 2017 1st round draft pick and a protected 2015 2nd round draft pick while sending Andrew Bynum to Philadelphia in a four-team trade (Denver, Philadelphia).  
 8/13/12 Signed free agent Jodie Meeks.  
 8/13/12 Re-signed Devin Ebanks.  
 9/5/12 Signed free agents Greg Somogyi & Reeves Nelson.  
 9/7/12 Signed 2nd round draft pick Robert Sacre.  
 9/17/12 Signed Darius Johnson-Odom.  
 9/27/12 Signed free agent Ronnie Aguilar.  
 10/1/12 Signed free agent Chris Douglas-Roberts.  
 10/20/12 Waived Ronnie Aguilar & Reeves Nelson.  
 10/22/12 Waived Chris Douglas-Roberts and Greg Somogyi.  
 10/27/12 Waived Andrew Goudelock.  
 1/7/13 Waived Darius Johnson-Odom.  
 4/14/13 Re-signed free agent Andrew Goudelock.

### D-League Transactions

Assigned Darius Johnson-Odom (11/10, 11/17, 11/25).  
 Recalled Darius Johnson-Odom (11/11, 11/18).  
 Assigned Robert Sacre (11/27, 11/28, 1/5, 3/7, 3/9, 4/3).  
 Recalled Robert Sacre (11/27, 12/3, 1/7, 3/8, 3/9, 4/4).  
 Assigned Darius Morris (3/7, 3/9, 4/3).  
 Recalled Darius Morris (3/8, 3/9, 4/4).





**2013-14**

6/27/13	Selected Ryan Kelly with the 48th pick in the 2013 NBA Draft.
7/10/13	Re-signed Robert Sacre.
7/11/13	Signed free agent Nick Young.
7/12/13	Signed free agent Chris Kaman.
7/15/13	Signed free agent Wesley Johnson.
7/17/13	Signed free agent Jordan Farmar.
8/14/13	Signed free agent Elias Harris.
9/3/13	Signed free agent Shawne Williams.
9/5/13	Signed free agent Xavier Henry.
9/16/13	Signed free agent Marcus Landry.
9/20/13	Signed Ryan Kelly.
9/25/13	Signed free agents Eric Boateng and Darius Johnson-Odom.
9/27/13	Signed free agent Dan Gadzuric.
10/9/13	Waived Eric Boateng and Dan Gadzuric.
10/16/13	Waived Darius Johnson-Odom.
10/25/13	Waived Marcus Landry.
11/25/13	Signed Kobe Bryant to a contract extension.
11/29/13	Waived Elias Harris.
12/20/13	Signed free agent Kendall Marshall.
1/7/14	Waived Shawne Williams.
1/16/14	Signed Manny Harris to a 10-day contract.
1/26/14	Signed Manny Harris to a 10-day contract.
2/6/14	Signed Shawne Williams to a 10-day contract.
2/19/14	Acquired Kent Bazemore and MarShon Brooks from the Golden State Warriors in exchange for Steve Blake.

**D-League Transactions**

Assigned Elias Harris (11/14, 11/15, 11/17, 11/21, 11/23, 11/24).
Recalled Elias Harris (11/15, 11/16, 11/19, 11/21, 11/23).
Assigned Xavier Henry (2/27).
Recalled Xavier Henry (3/2).
Assigned Ryan Kelly (11/14, 11/15, 11/17, 11/21, 11/23, 11/24, 12/5).
Recalled Ryan Kelly (11/15, 11/16, 11/19, 11/21, 11/23, 12/2, 12/7).

**2014-15**

6/26/14	Selected Julius Randle with the 7th pick in the 2014 NBA Draft.
	Acquired the draft rights to Jordan Clarkson (46th overall selection) from the Washington Wizards in exchange for cash considerations.
7/13/14	Acquired Jeremy Lin, a future first round draft pick, and a conditional 2015 second round draft pick from the Houston Rockets in exchange for the rights to Sergei Lishchuk.
7/17/14	Awarded Carlos Boozer on a partial waiver claim.
7/18/14	Waived Kendall Marshall.
7/21/14	Signed free agents Ryan Kelly and Nick Young.
7/23/14	Signed free agents Ed Davis and Jordan Hill.
7/25/14	Signed free agent Xavier Henry.
7/28/14	Signed free agent Wesley Johnson.
9/22/14	Signed free agent Wayne Ellington.
9/23/14	Signed free agents Keith Appling, Jabari Brown, Roscoe Smith, and Jeremy Tyler.
9/24/14	Signed free agent Ronnie Price.
10/20/14	Waived Keith Appling and Jeremy Tyler.
10/25/14	Waived Jabari Brown and Roscoe Smith.
12/28/14	Waived Xavier Henry.
	Awarded Tarik Black on a waiver claim.
3/10/15	Signed Jabari Brown to a 10-day contract.
3/21/15	Signed Jabari Brown to a second 10-day contract.
4/1/15	Signed Jabari Brown to a multi-year contract.
	Waived Steve Nash.
4/3/15	Signed Dwight Buycks to a 10-day contract.
4/13/15	Signed Vander Blue for the remainder of the season.

**D-League Transactions**

Assigned Jordan Clarkson (11/15, 11/22, 12/6, 12/18, 1/3).
Recalled Jordan Clarkson (11/15, 11/22, 12/7, 12/18, 1/3).
Assigned Xavier Henry (11/15, 11/22).
Recalled Xavier Henry (11/15, 11/22).
Assigned Tarik Black (1/3).
Recalled Tarik Black (1/3).
Assigned Ryan Kelly (1/30).
Recalled Ryan Kelly (1/30).





## MANAGEMENT HISTORY

### 1948-54

President: Ben Berger  
 Vice President: Morris Chalfen  
 General Manager: Max Winter  
 Head Coach: John Kundla

### 1954-55

President: Ben Berger  
 Vice President: Morris Chalfen  
 General Manager: George Mikán  
 Head Coach: John Kundla

### 1955-56

President: Ben Berger  
 Executive VP & GM: George Mikán  
 Vice President: Morris Chalfen  
 Head Coach: John Kundla  
 Assistant Coach: Dave MacMillan

### 1956-57

President: Ben Berger  
 Vice President: Morris Chalfen  
 General Manager: George Mikán  
 Head Coach: John Kundla  
 Assistant Coach: Dave MacMillan

### 1957-58

President: Robert Short  
 Vice Presidents: David Babcock  
 Odd Moe

General Manager: John Scheefe  
 Head Coach: John Kundla

### 1958-59

President: Robert Short  
 Vice Presidents: David Babcock  
 Odd Moe  
 John Scheefe  
 John Kundla

### 1959-60

President: Robert Short  
 Vice Presidents: David Babcock  
 Odd Moe  
 John Scheefe  
 John Castellani  
 Jim Pollard

### 1960-65

President: Robert Short  
 General Manager: Louis Mohs  
 Head Coach: Fred Schaus

### 1965-66

President: Jack Kent Cooke  
 General Manager: Louis Mohs  
 Head Coach: Fred Schaus

### 1966-67

President: Jack Kent Cooke  
 VP & General Manager: Louis Mohs  
 Head Coach: Fred Schaus

### 1967-69

President: Jack Kent Cooke  
 General Manager: Fred Schaus  
 Head Coach: Bill van Breda Kolf

### 1969-70

President: Jack Kent Cooke  
 General Manager: Fred Schaus  
 Head Coach: Joseph A. Mullaney

### 1970-71

Chairman / President: Jack Kent Cooke  
 VP & General Manager: Fred Schaus  
 Head Coach: Joseph A. Mullaney

### 1971-72

Chairman / President: Jack Kent Cooke  
 General Manager: Fred Schaus  
 Head Coach: Bill Sharman  
 Assistant Coach/Dir. of Player Personnel: K.C. Jones

### 1972-75

Chairman / President: Jack Kent Cooke  
 General Manager: Pete Newell  
 Assistant GM: Chick Hearn  
 Head Coach: Bill Sharman  
 Assistant Coach: John Barnhill

### 1975-76

Chairman / President: Jack Kent Cooke  
 General Manager: Pete Newell  
 Assistant GM: Chick Hearn  
 Head Coach: Bill Sharman  
 Assistant Coach: Larry Creger

### 1976-77

Chairman / President: Jack Kent Cooke  
 General Manager: Bill Sharman  
 Assistant GM: Chick Hearn  
 Head Coach: Jerry West  
 Assistant Coaches: Stan Albeck  
 Jack McCloskey

### 1977-79

Chairman / President: Jack Kent Cooke  
 General Manager: Bill Sharman  
 Assistant GM: Chick Hearn  
 Head Coach: Jerry West  
 Assistant Coaches: Stan Albeck  
 Jack McCloskey

### 1979-80

Chairman of the Board: Dr. Jerry Buss  
 General Manager: Bill Sharman  
 Special Consultant: Jerry West  
 Assistant GM: Chick Hearn  
 Head Coach: Jack McKinney  
 Paul Westhead  
 Paul Westhead  
 Pat Riley  
 Assistant Coaches:

### 1980-81

Owner: Dr. Jerry Buss  
 General Manager: Bill Sharman  
 Special Consultant: Jerry West  
 Assistant GM: Chick Hearn  
 Head Coach: Paul Westhead  
 Pat Riley  
 Assistant Coaches: Mike Thibault

### 1981-82

Owner: Dr. Jerry Buss  
 General Manager: Bill Sharman  
 Special Consultant: Jerry West  
 Assistant GM: Chick Hearn  
 Head Coach: Paul Westhead  
 Pat Riley  
 Assistant Coaches: Pat Riley  
 Mike Thibault  
 Bill Bertka

### 1982-85

Owner: Dr. Jerry Buss  
 President: Bill Sharman  
 General Manager: Jerry West  
 Assistant GM: Chick Hearn  
 Head Coach: Pat Riley  
 Assistant Coaches: Bill Bertka  
 Dave Wohl

### 1985-86

Owner: Dr. Jerry Buss  
 President: Bill Sharman  
 General Manager: Jerry West  
 Assistant GM: Chick Hearn  
 Head Coach: Pat Riley  
 Assistant Coaches: Bill Bertka  
 Randy Pfund

### 1986-87

Owner: Dr. Jerry Buss  
 President: Bill Sharman  
 General Manager: Jerry West  
 Assistant GM: Chick Hearn  
 Head Coach: Pat Riley  
 Assistant Coaches: Bill Bertka  
 Randy Pfund

### 1987-88

Owner: Dr. Jerry Buss  
 President: Bill Sharman  
 General Manager: Jerry West  
 Assistant GM: Mitch Kupchak  
 Head Coach: Pat Riley  
 Assistant Coaches: Bill Bertka  
 Randy Pfund

### 1988-89

Owner: Dr. Jerry Buss  
 General Manager: Jerry West  
 Assistant GM: Mitch Kupchak  
 Head Coach: Pat Riley  
 Assistant Coaches: Bill Bertka  
 Randy Pfund

### 1989-90

Owner: Dr. Jerry Buss  
 General Manager: Jerry West  
 Assistant GM: Mitch Kupchak  
 Head Coach: Pat Riley  
 Assistant Coaches: Bill Bertka  
 Jim Eyer  
 Randy Pfund





## 1990-92

Owner: Dr. Jerry Buss  
 General Manager: Jerry West  
 Assistant GM: Mitch Kupchak  
 Head Coach: Mike Dunleavy  
 Assistant Coaches: Bill Bertka  
 Jim Eyen  
 Randy Pfund

## 1992-93

Owner / Governor: Dr. Jerry Buss  
 General Manager: Jerry West  
 Assistant GM: Mitch Kupchak  
 Head Coach: Randy Pfund  
 Assistant Coaches: Bill Bertka  
 Larry Drew  
 Chet Kammerer

## 1993-94

Owner / Governor: Dr. Jerry Buss  
 General Manager: Jerry West  
 Assistant GM: Mitch Kupchak  
 Head Coach: Randy Pfund  
 Bill Bertka  
 Earvin Johnson  
 Bill Bertka  
 Larry Drew  
 Chet Kammerer  
 Michael Cooper

## 1994-96

Owner / Governor: Dr. Jerry Buss  
 Exec. VP / Basketball Ops: Jerry West  
 General Manager: Mitch Kupchak  
 Head Coach: Del Harris  
 Assistant Coaches: Bill Bertka  
 Michael Cooper  
 Larry Drew  
 Kurt Rambis

## 1996-98

Owner / Governor: Dr. Jerry Buss  
 Exec. VP / Basketball Ops: Jerry West  
 General Manager: Mitch Kupchak  
 Head Coach: Del Harris  
 Assistant Coaches: Bill Bertka  
 Larry Drew  
 Kurt Rambis

## 1998-99

Owner / Governor: Dr. Jerry Buss  
 Exec. VP / Basketball Ops: Jerry West  
 General Manager: Mitch Kupchak  
 Assistant GM: Jim Buss  
 Head Coach: Del Harris  
 Bill Bertka  
 Kurt Rambis  
 Bill Bertka  
 Larry Drew  
 Kurt Rambis  
 Dave Wohl

## 1999-2000

Owner / Governor: Dr. Jerry Buss  
 Exec. VP / Basketball Ops: Jerry West  
 General Manager: Mitch Kupchak  
 Assistant GM: Jim Buss  
 Head Coach: Phil Jackson  
 Assistant Coaches: Bill Bertka  
 Jim Clemons  
 Frank Hamblen  
 Tex Winter

## 2000-01

Owner / Governor: Dr. Jerry Buss  
 General Manager: Mitch Kupchak  
 Assistant GM: Jim Buss  
 Head Coach: Kurt Rambis  
 Assistant Coaches: Phil Jackson  
 Bill Bertka  
 Jim Clemons  
 Frank Hamblen  
 Tex Winter

## 2001-04

Owner / Governor: Dr. Jerry Buss  
 General Manager: Mitch Kupchak  
 Assistant GM: Jim Buss  
 Head Coach: Ronnie Lester  
 Assistant Coaches: Phil Jackson  
 Jim Clemons  
 Frank Hamblen  
 Kurt Rambis  
 Tex Winter

## 2004-05

Owner / President / Governor / Director: Dr. Jerry Buss  
 General Manager: Mitch Kupchak  
 Assistant GM: Jim Buss  
 Head Coach: Ronnie Lester  
 Assistant Coaches: Rudy Tomjanovich  
 Frank Hamblen  
 Chris Bodaken  
 Frank Hamblen  
 Melvin Hunt  
 Larry Smith  
 Mike Wells  
 Kurt Rambis  
 Brian Shaw

## 2005-06

Owner / President / Governor / Director: Dr. Jerry Buss  
 General Manager: Mitch Kupchak  
 Assistant GM: Jim Buss  
 Head Coach: Ronnie Lester  
 Assistant Coaches: Phil Jackson  
 Frank Hamblen  
 Kurt Rambis  
 Brian Shaw  
 Kareem Abdul-Jabbar  
 Craig Hodges

## 2006-09

Owner / President / Governor / Director: Dr. Jerry Buss  
 General Manager: Mitch Kupchak  
 VP / Player Personnel: Jim Buss  
 Assistant GM: Ronnie Lester  
 Head Coach: Phil Jackson  
 Assistant Coaches: Jim Clemons  
 Frank Hamblen  
 Kurt Rambis  
 Brian Shaw  
 Kareem Abdul-Jabbar  
 Craig Hodges

## 2009-10

Owner / President / Governor / Director: Dr. Jerry Buss  
 General Manager: Mitch Kupchak  
 EVP / Player Personnel: Jim Buss  
 Assistant GM: Ronnie Lester  
 Head Coach: Phil Jackson  
 Assistant Coaches: Jim Clemons  
 Frank Hamblen  
 Brian Shaw  
 Kareem Abdul-Jabbar  
 Craig Hodges

## 2010-11

Owner / President / Governor / Director: Dr. Jerry Buss  
 General Manager: Mitch Kupchak  
 EVP / Player Personnel: Jim Buss  
 Assistant GM: Ronnie Lester  
 Head Coach: Phil Jackson  
 Assistant Coaches: Jim Clemons  
 Frank Hamblen  
 Chuck Person  
 Brian Shaw  
 Kareem Abdul-Jabbar  
 Craig Hodges

## 2011-12

Owner / President / Governor / Director: Dr. Jerry Buss  
 General Manager: Mitch Kupchak  
 EVP / Player Personnel: Jim Buss  
 Head Coach: Mike Brown  
 Assistant Coaches: Darwin Ham  
 John Kuester  
 Chuck Person  
 Quin Snyder  
 Ettore Messina

## 2012-13

Owner / President / Governor / Director: Dr. Jerry Buss  
 General Manager: Mitch Kupchak  
 EVP / Player Personnel: Jim Buss  
 Assistant GM: Glenn Carraro  
 Head Coach: Mike Brown  
 Assistant Coaches: Mike D'Antoni  
 Bernie Bickerstaff  
 Steve Clifford  
 Dan D'Antoni  
 Darwin Ham  
 Eddie Jordan  
 Chuck Person





## MANAGEMENT HISTORY

### **2013-14**

President / Governor: Jeanie Buss  
EVP / Basketball Operations: Jim Buss  
General Manager: Mitch Kupchak  
Assistant GM: Glenn Carraro  
Head Coach: Mike D'Antoni  
Assistant Coaches: Dan D'Antoni  
Johnny Davis  
Kurt Rambis

### **2014-15**

President / Governor: Jeanie Buss  
EVP / Basketball Operations: Jim Buss  
General Manager: Mitch Kupchak  
Assistant GM: Glenn Carraro  
Head Coach: Byron Scott  
Assistant Coaches: Paul Pressey  
Jim Eyen  
Mark Madsen

### **2015-16**

President / Governor: Jeanie Buss  
EVP / Basketball Operations: Jim Buss  
General Manager: Mitch Kupchak  
Assistant GM: Glenn Carraro  
Head Coach: Byron Scott  
Assistant Coaches: Paul Pressey  
Jim Eyen  
Mark Madsen



ALL-TIME ROSTER WITH STATISTICS



**KAREEM ABDUL-JABBAR - 7-2, 267 - UCLA**

APRIL 16, 1947

**REGULAR SEASON**

	G	Min.	FG	FGA	Pct.	3FG	3FGA	PCT	FT	FTA	Pct.	Off.	Def.	Tor.	Ast.	PF	Do.	StL.	TO	Blk.	Pts.	Avg.	HI
1975-76	82	3379	914	1728	.529	-	-	-	447	636	.703	272	1111	1383	413	292	6	119	-	338	2275	27.7	48
1976-77	82	3016	888	1533	.579	-	-	-	376	536	.701	266	824	1090	319	262	4	101	-	261	2152	26.2	40
1977-78	62	2265	663	1205	.550	-	-	-	274	350	.783	186	615	801	269	182	1	103	208	185	1600	25.8	43
1978-79	80	3157	777	1347	.577	-	-	-	349	474	.736	207	818	1025	431	230	3	76	282	316	1903	23.8	40
1979-80	82	3143	835	1383	.604	0	1	.000	364	476	.765	190	696	886	371	244	2	81	297	280	2034	24.8	42
1980-81	80	2976	836	1457	.574	0	1	.000	423	552	.766	197	624	821	272	244	4	59	249	228	2095	26.2	42
1981-82	76	2677	753	1301	.579	0	3	.000	312	442	.706	172	487	659	225	224	0	63	230	207	1818	23.9	41
1982-83	79	2554	722	1228	.588	0	2	.000	278	371	.749	167	425	592	200	211	1	61	200	170	1722	21.8	38
1983-84	80	2622	716	1238	.578	0	1	.000	285	394	.723	169	418	587	211	211	1	55	221	143	1717	21.5	35
1984-85	79	2630	723	1207	.599	0	1	.000	295	395	.732	162	460	622	249	238	3	63	197	162	1735	22.0	40
1985-86	79	2629	755	1338	.564	0	2	.000	336	439	.763	133	345	478	280	248	2	67	203	130	1846	23.4	46
1986-87	78	2441	560	993	.564	1	3	.333	245	343	.714	152	371	523	203	245	2	49	186	97	1366	17.5	30
1987-88	80	2308	480	903	.532	0	1	.000	205	269	.762	118	360	478	135	216	1	48	159	92	1165	14.6	27
1988-89	74	1695	313	659	.475	0	3	.000	122	165	.739	103	231	334	74	196	1	38	95	85	748	10.1	21
TOT	1093	37492	9935	17520	.567	1	18	.056	4305	5842	.737	2494	7785	10279	3652	3224	31	983	2527	2694	24176	22.1	-

**PLAYOFFS**

	G	Min.	FG	FGA	Pct.	3FG	3FGA	PCT	FT	FTA	Pct.	Off.	Def.	Tor.	Ast.	PF	Do.	StL.	TO	Blk.	Pts.	Avg.	HI
1976-77	11	467	147	242	.607	-	-	-	87	120	.725	-	-	195	45	-	-	-	-	381	34.6	-	
1977-78	3	134	38	73	.521	-	-	-	5	9	.566	-	-	41	11	-	2	-	12	81	27.0	-	
1978-79	8	367	88	152	.579	-	-	-	52	62	.839	-	-	101	38	-	8	0	33	228	28.5	-	
1979-80	15	618	198	346	.572	0	0	.000	83	105	.790	51	130	181	46	-	17	55	58	479	31.9	-	
1980-81	3	134	30	65	.462	0	0	.000	20	28	.714	13	37	50	12	-	3	11	8	80	26.7	-	
1981-82	14	493	115	221	.520	0	0	.000	55	87	.632	33	86	119	51	-	14	41	45	285	20.4	-	
1982-83	15	588	163	287	.568	0	1	.000	80	106	.755	25	90	115	42	-	17	50	55	406	27.1	-	
1983-84	21	767	206	371	.555	0	0	.000	90	120	.750	56	117	173	79	-	23	45	45	502	23.9	-	
1984-85	19	610	168	300	.560	0	0	.000	80	103	.777	50	104	154	76	-	23	52	36	416	21.9	-	
1985-86	14	489	157	282	.557	0	0	.000	48	61	.787	26	57	83	49	-	15	42	24	362	25.9	-	
1986-87	18	559	124	234	.530	0	1	.000	97	122	.795	39	84	123	36	-	8	40	35	345	19.2	-	
1987-88	24	718	141	304	.464	0	2	.000	56	71	.789	49	82	131	36	-	15	46	37	338	14.1	-	
1988-89	15	351	68	147	.463	0	0	.000	31	43	.721	13	46	59	19	-	5	22	11	167	11.1	-	
TOT	180	6295	1643	3024	.543	0	4	.000	784	1037	.756	355	833	1525	540	-	150	404	399	4070	22.6	-	

**TOM ABERNETHY - 6-7, 220 - INDIANA**

MAY 6, 1954

**REGULAR SEASON**

	G	Min.	FG	FGA	Pct.	3FG	3FGA	PCT	FT	FTA	Pct.	Off.	Def.	Tor.	Ast.	PF	Do.	StL.	TO	Blk.	Pts.	Avg.	HI
1976-77	70	1378	169	349	.484	-	-	-	101	134	.754	113	178	291	98	118	1	49	50	10	439	6.3	19
1977-78	73	1317	201	404	.498	-	-	-	91	111	.820	105	160	265	101	122	1	55	50	22	493	6.8	24
TOT	143	2695	370	753	.491	-	-	-	192	245	.784	218	338	556	199	240	2	104	50	32	932	6.5	-

**PLAYOFFS**

	G	Min.	FG	FGA	Pct.	3FG	3FGA	PCT	FT	FTA	Pct.	Off.	Def.	Tor.	Ast.	PF	Do.	StL.	TO	Blk.	Pts.	Avg.	HI
1976-77	11	214	21	50	.420	-	-	-	22	27	.815	-	-	40	22	-	-	-	-	64	5.8	-	
1977-78	2	12	1	4	.250	-	-	-	2	2	1.000	-	-	2	1	-	-	-	-	4	2.0	-	
TOT	13	226	22	54	.407	-	-	-	24	29	.828	-	-	42	23	-	-	-	-	68	5.2	-	

**GARY ALCON - 6-9, 225 - FRESNO STATE**

OCTOBER 8, 1936

**REGULAR SEASON**

	G	Min.	FG	FGA	Pct.	3FG	3FGA	PCT	FT	FTA	Pct.	Off.	Def.	Tor.	Ast.	PF	Do.	StL.	TO	Blk.	Pts.	Avg.	HI
1960-61	20	174	12	40	.300	-	-	-	7	8	.875	-	-	50	2	47	1	-	-	31	1.6	-	

**LUCIUS ALLEN - 6-2, 175 - UCLA**

SEPTEMBER 26, 1947

**REGULAR SEASON**

	G	Min.	FG	FGA	Pct.	3FG	3FGA	PCT	FT	FTA	Pct.	Off.	Def.	Tor.	Ast.	PF	Do.	StL.	TO	Blk.	Pts.	Avg.	HI
1974-75	56	2011	443	1006	.440	-	-	-	207	269	.770	81	166	247	319	194	4	122	-	28	1093	19.5	39
1975-76	76	2388	461	1004	.459	-	-	-	197	254	.776	64	150	214	357	241	2	101	-	20	1119	14.7	28
1976-77	78	2482	472	1035	.456	-	-	-	195	252	.774	58	193	251	405	183	0	116	-	19	1139	14.6	30
TOT	210	6881	1376	3045	.452	-	-	-	599	775	.773	203	509	712	1081	618	6	339	-	67	3351	15.9	-

**PLAYOFFS**

	G	Min.	FG	FGA	Pct.	3FG	3FGA	PCT	FT	FTA	Pct.	Off.	Def.	Tor.	Ast.	PF	Do.	StL.	TO	Blk.	Pts.	Avg.	HI
1976-77	7	186	32	82	.390	-	-	-	13	19	.684	-	-	32	24	-	-	-	-	77	11.0	-	

**CLIFFORD ANDERSON - 6-5, 200 - SAINT JOSEPH**

SEPTEMBER 7, 1944

**REGULAR SEASON**

	G	Min.	FG	FGA	Pct.	3FG	3FGA	PCT	FT	FTA	Pct.	Off.	Def.	Tor.	Ast.	PF	Do.	StL.	TO	Blk.	Pts.	Avg.	HI
1967-68	18	94	7	29	.241	-	-	-	12	28	.429	-	-	11	17	18	1	-	-	26	1.4	-	
1968-69	35	289	44	108	.407	-	-	-	47	82	.573	-	-	44	31	58	0	-	-	135	3.9	-	
TOT	53	383	51	137	.372	-	-	-	59	110	.536	-	-	55	48	76	1	-	-	161	3.0	-	

**PLAYOFFS**

	G	Min.	FG	FGA	Pct.	3FG	3FGA	PCT	FT	FTA	Pct.	Off.	Def.	Tor.	Ast.	PF	Do.	StL.	TO	Blk.	Pts.	Avg.	HI
1968-69	3	10	2	5	.400	-	-	-	0	0	.000	-	-	1	0	-	-	-	-	4	1.3	-	





## ALL-TIME ROSTER WITH STATISTICS

### TREVOR ARIZA - 6-8, 210 - UCLA

AUGUST 30, 1985

#### REGULAR SEASON

G	Min.	FG	FGA	Pct.	3FG	3FGA	PCT	FT	FTA	Pct.	Off.	Def.	Tot.	Ast.	PF	Do.	StL.	TO	Blk.	Prs.	Avg.	HI	
2007-08	24	431	55	105	.524	5	15	333	41	60	.683	25	59	84	36	36	0	26	18	8	156	6.5	16
2008-09	82	1999	274	596	.460	61	191	.319	120	169	.710	111	241	352	145	166	1	137	87	24	729	8.9	25
<b>TOT</b>	<b>106</b>	<b>2430</b>	<b>329</b>	<b>701</b>	<b>.469</b>	<b>66</b>	<b>206</b>	<b>.320</b>	<b>161</b>	<b>229</b>	<b>.703</b>	<b>136</b>	<b>300</b>	<b>436</b>	<b>181</b>	<b>202</b>	<b>1</b>	<b>163</b>	<b>105</b>	<b>32</b>	<b>885</b>	<b>8.3</b>	<b>-</b>

#### PLAYOFFS

G	Min.	FG	FGA	Pct.	3FG	3FGA	PCT	FT	FTA	Pct.	Off.	Def.	Tot.	Ast.	PF	Do.	StL.	TO	Blk.	Prs.	Avg.	HI	
2007-08	8	45	7	12	.583	1	4	250	2	4	500	3	8	11	1	0	0	1	1	1	17	2.1	6
2008-09	23	722	92	185	.497	40	84	.476	36	64	.563	22	75	97	54	73	0	36	38	10	260	11.3	21
<b>TOT</b>	<b>31</b>	<b>767</b>	<b>99</b>	<b>197</b>	<b>.503</b>	<b>41</b>	<b>88</b>	<b>.466</b>	<b>38</b>	<b>68</b>	<b>.559</b>	<b>25</b>	<b>83</b>	<b>108</b>	<b>55</b>	<b>73</b>	<b>0</b>	<b>37</b>	<b>39</b>	<b>11</b>	<b>277</b>	<b>8.9</b>	<b>-</b>

### CHUCKY ATKINS - 5-11, 160 - SOUTH FLORIDA

AUGUST 14, 1974

#### REGULAR SEASON

G	Min.	FG	FGA	Pct.	3FG	3FGA	PCT	FT	FTA	Pct.	Off.	Def.	Tot.	Ast.	PF	Do.	StL.	TO	Blk.	Prs.	Avg.	HI	
2004-05	82	2903	388	910	.426	176	455	.387	163	203	.803	31	166	197	358	181	0	73	151	2	1115	13.6	30

### JIM BARNES - 6-8, 240 - UTEP

APRIL 14, 1941

#### REGULAR SEASON

G	Min.	FG	FGA	Pct.	3FG	3FGA	PCT	FT	FTA	Pct.	Off.	Def.	Tot.	Ast.	PF	Do.	StL.	TO	Blk.	Prs.	Avg.	HI	
1966-67	80	1398	217	497	.437	-	-	-	128	187	.684	-	-	450	47	266	5	-	-	-	562	7.0	6
1967-68	42	713	101	235	.430	-	-	-	59	88	.670	-	-	211	27	134	4	-	-	-	261	6.2	-
<b>TOT</b>	<b>122</b>	<b>2111</b>	<b>318</b>	<b>732</b>	<b>.434</b>	<b>-</b>	<b>-</b>	<b>-</b>	<b>187</b>	<b>275</b>	<b>.680</b>	<b>-</b>	<b>-</b>	<b>661</b>	<b>74</b>	<b>400</b>	<b>9</b>	<b>-</b>	<b>-</b>	<b>-</b>	<b>823</b>	<b>6.7</b>	<b>-</b>

#### PLAYOFFS

G	Min.	FG	FGA	Pct.	3FG	3FGA	PCT	FT	FTA	Pct.	Off.	Def.	Tot.	Ast.	PF	Do.	StL.	TO	Blk.	Prs.	Avg.	HI	
1966-67	3	50	7	19	.368	-	-	-	5	5	1.000	-	-	12	2	-	-	-	-	-	19	6.3	-

### MATT BARNES - 6-7, 225 - UCLA

MARCH 9, 1980

#### REGULAR SEASON

G	Min.	FG	FGA	Pct.	3FG	3FGA	PCT	FT	FTA	Pct.	Off.	Def.	Tot.	Ast.	PF	Do.	StL.	TO	Blk.	Prs.	Avg.	HI	
2010-11	53	1020	131	279	.470	34	107	.318	60	77	.779	73	155	228	71	127	0	39	58	22	356	6.7	24
2011-12	63	1440	175	387	.452	46	138	.333	95	128	.742	97	247	344	126	152	2	35	73	48	491	7.8	24
<b>TOT</b>	<b>116</b>	<b>2460</b>	<b>306</b>	<b>666</b>	<b>.459</b>	<b>80</b>	<b>245</b>	<b>.327</b>	<b>155</b>	<b>205</b>	<b>.756</b>	<b>170</b>	<b>402</b>	<b>572</b>	<b>197</b>	<b>279</b>	<b>2</b>	<b>74</b>	<b>131</b>	<b>70</b>	<b>847</b>	<b>7.3</b>	<b>-</b>

#### PLAYOFFS

G	Min.	FG	FGA	Pct.	3FG	3FGA	PCT	FT	FTA	Pct.	Off.	Def.	Tot.	Ast.	PF	Do.	StL.	TO	Blk.	Prs.	Avg.	HI	
2010-11	10	131	15	38	.395	2	12	.167	4	7	.571	11	17	28	5	23	0	7	6	2	36	3.6	-
2011-12	11	185	16	59	.271	5	31	.161	2	4	.500	9	27	36	16	29	0	10	15	5	39	3.5	-
<b>TOT</b>	<b>21</b>	<b>316</b>	<b>31</b>	<b>97</b>	<b>.320</b>	<b>7</b>	<b>43</b>	<b>.163</b>	<b>6</b>	<b>11</b>	<b>.545</b>	<b>20</b>	<b>44</b>	<b>64</b>	<b>21</b>	<b>52</b>	<b>0</b>	<b>17</b>	<b>21</b>	<b>7</b>	<b>75</b>	<b>3.6</b>	<b>-</b>

### DICK BARNETT - 6-4, 190 - TENNESSE STATE

OCTOBER 2, 1936

#### REGULAR SEASON

G	Min.	FG	FGA	Pct.	3FG	3FGA	PCT	FT	FTA	Pct.	Off.	Def.	Tot.	Ast.	PF	Do.	StL.	TO	Blk.	Prs.	Avg.	HI	
1962-63	80	2544	547	1162	.471	-	-	-	343	421	.815	-	-	242	224	189	3	-	-	-	1437	18.0	-
1963-64	78	2620	541	1197	.452	-	-	-	351	454	.773	-	-	250	238	233	3	-	-	-	1433	18.4	-
1964-65	74	2026	375	908	.413	-	-	-	270	338	.799	-	-	200	159	209	1	-	-	-	1020	13.8	-
<b>TOT</b>	<b>232</b>	<b>7190</b>	<b>1463</b>	<b>3267</b>	<b>.448</b>	<b>-</b>	<b>-</b>	<b>-</b>	<b>964</b>	<b>1213</b>	<b>.795</b>	<b>-</b>	<b>-</b>	<b>692</b>	<b>621</b>	<b>631</b>	<b>7</b>	<b>-</b>	<b>-</b>	<b>-</b>	<b>3890</b>	<b>16.8</b>	<b>-</b>

#### PLAYOFFS

G	Min.	FG	FGA	Pct.	3FG	3FGA	PCT	FT	FTA	Pct.	Off.	Def.	Tot.	Ast.	PF	Do.	StL.	TO	Blk.	Prs.	Avg.	HI	
1962-63	13	370	71	151	.470	-	-	-	77	97	.794	-	-	38	21	-	-	-	-	-	219	16.8	-
1963-64	5	154	21	52	.404	-	-	-	27	32	.844	-	-	8	17	-	-	-	-	-	69	13.8	-
1964-65	10	287	72	150	.480	-	-	-	31	39	.795	-	-	30	33	-	-	-	-	-	175	17.5	-
<b>TOT</b>	<b>28</b>	<b>811</b>	<b>164</b>	<b>353</b>	<b>.465</b>	<b>-</b>	<b>-</b>	<b>-</b>	<b>135</b>	<b>168</b>	<b>.804</b>	<b>-</b>	<b>-</b>	<b>76</b>	<b>71</b>	<b>-</b>	<b>-</b>	<b>-</b>	<b>-</b>	<b>-</b>	<b>463</b>	<b>16.5</b>	<b>-</b>

### JON BARRY - 6-5, 210 - GEORGIA TECH

JULY 25, 1969

#### REGULAR SEASON

G	Min.	FG	FGA	Pct.	3FG	3FGA	PCT	FT	FTA	Pct.	Off.	Def.	Tot.	Ast.	PF	Do.	StL.	TO	Blk.	Prs.	Avg.	HI	
1997-98	49	374	38	104	.365	18	61	.295	27	29	.931	8	29	37	51	33	0	24	22	3	121	2.5	13

#### PLAYOFFS

G	Min.	FG	FGA	Pct.	3FG	3FGA	PCT	FT	FTA	Pct.	Off.	Def.	Tot.	Ast.	PF	Do.	StL.	TO	Blk.	Prs.	Avg.	HI	
1997-98	7	18	0	8	.000	0	5	.000	0	0	.000	0	2	2	0	-	-	1	0	0	0	0.0	-

### BILLY RAY BATES - 6-4, 210 - KENTUCKY STATE

MAY 31, 1956

#### REGULAR SEASON

G	Min.	FG	FGA	Pct.	3FG	3FGA	PCT	FT	FTA	Pct.	Off.	Def.	Tot.	Ast.	PF	Do.	StL.	TO	Blk.	Prs.	Avg.	HI	
1982-83	4	27	2	16	.125	0	0	.000	1	2	.500	1	0	1	0	1	0	1	0	0	5	1.3	3



# ALL-TIME ROSTER WITH STATISTICS



## ELGIN BAYLOR - 6-5, 225 - SEATTLE

SEPTEMBER 16, 1934

### REGULAR SEASON

G	Min.	FG	FGA	Pct.	3FG	3FGA	PCT	FT	FTA	Pct.	Off.	Def.	Tot.	Ast.	PF	Dq.	Stl.	TO	Blk.	Pts.	Avg.	Hi
1958-59	70	2855	605	1482	408	-	-	-	532	685	.777	-	-	1050	287	270	4	-	-	1742	24.9	-
1959-60	70	2873	755	1781	424	-	-	-	564	770	.732	-	-	1150	243	234	2	-	-	2074	29.6	-
1960-61	73	3133	931	2166	430	-	-	-	676	863	.783	-	-	1447	371	279	3	-	-	2538	34.8	-
1961-62	48	2129	680	1588	428	-	-	-	476	631	.754	-	-	892	222	155	1	-	-	1836	38.3	-
1962-63	80	3370	1029	2273	453	-	-	-	661	790	.837	-	-	1146	386	226	1	-	-	2719	34.0	-
1963-64	78	3164	756	1778	425	-	-	-	471	586	.804	-	-	936	347	235	1	-	-	1983	25.4	-
1964-65	74	3056	763	1903	401	-	-	-	483	610	.792	-	-	950	280	235	0	-	-	2009	27.1	-
1965-66	65	1975	415	1034	401	-	-	-	249	337	.739	-	-	621	224	157	0	-	-	1079	16.6	-
1966-67	70	2706	711	1658	429	-	-	-	440	541	.813	-	-	898	215	211	1	-	-	1862	26.6	-
1967-68	77	3029	757	1709	443	-	-	-	488	621	.786	-	-	941	355	232	0	-	-	2002	26.0	-
1968-69	76	3064	730	1632	447	-	-	-	421	567	.743	-	-	805	408	204	0	-	-	1881	24.8	-
1969-70	54	2213	511	1051	486	-	-	-	276	357	.773	-	-	559	292	132	1	-	-	1298	24.0	-
1970-71	2	57	8	19	421	-	-	-	4	6	.667	-	-	11	2	6	0	-	-	20	10.0	-
1971-72	9	239	42	97	433	-	-	-	22	27	.815	-	-	57	18	20	0	-	-	106	11.8	-
TOT	846	33863	8693	20171	431	-	-	-	5763	7391	.780	-	-	11463	3650	2596	14	-	-	23149	27.4	-

### PLAYOFFS

G	Min.	FG	FGA	Pct.	3FG	3FGA	PCT	FT	FTA	Pct.	Off.	Def.	Tot.	Ast.	PF	Dq.	Stl.	TO	Blk.	Pts.	Avg.	Hi
1958-59	13	556	122	303	403	-	-	-	87	113	.770	-	-	156	43	-	0	0	0	331	25.5	-
1959-60	9	408	111	234	474	-	-	-	79	94	.840	-	-	128	31	-	0	0	0	301	33.4	-
1960-61	12	540	170	352	483	-	-	-	117	142	.824	-	-	183	55	-	0	0	0	457	38.1	-
1961-62	13	571	186	425	438	-	-	-	130	168	.774	-	-	230	47	-	0	0	0	502	38.6	-
1962-63	13	562	160	362	442	-	-	-	104	126	.825	-	-	177	58	-	0	0	0	424	32.6	-
1963-64	5	221	45	119	378	-	-	-	31	40	.775	-	-	58	28	-	0	0	0	121	24.2	-
1964-65	1	5	0	2	.000	-	-	-	0	0	.000	-	-	0	1	-	0	0	0	0	0	0
1965-66	14	586	145	328	442	-	-	-	85	105	.810	-	-	197	52	-	0	0	0	375	26.8	-
1966-67	3	121	28	76	.368	-	-	-	15	20	.750	-	-	39	9	-	0	0	0	71	23.7	-
1967-68	15	633	176	376	468	-	-	-	76	112	.679	-	-	218	60	-	0	0	0	428	28.5	-
1968-69	18	640	107	278	385	-	-	-	63	100	.630	-	-	166	74	-	0	0	0	277	15.4	-
1969-70	18	667	138	296	466	-	-	-	60	81	.741	-	-	173	83	-	0	0	0	336	18.7	-
TOT	134	5510	1388	3151	.440	-	-	-	847	1101	.769	-	-	1725	541	-	0	0	0	3623	27.0	-

## KENT BAZEMORE - 6-5, 201 - OLD DOMINION

JULY 1, 1989

### REGULAR SEASON

G	Min.	FG	FGA	Pct.	3FG	3FGA	PCT	FT	FTA	Pct.	Off.	Def.	Tot.	Ast.	PF	Dq.	Stl.	TO	Blk.	Pts.	Avg.	Hi	
2013-14	23	643	111	246	.451	33	89	.371	47	73	.644	5	72	77	71	60	0	31	51	7	302	13.1	23

## ED BEACH - 6-3, 200 - WEST VIRGINIA

JANUARY 25, 1929

### REGULAR SEASON

G	Min.	FG	FGA	Pct.	3FG	3FGA	PCT	FT	FTA	Pct.	Off.	Def.	Tot.	Ast.	PF	Dq.	Stl.	TO	Blk.	Pts.	Avg.	Hi
1950-51	11	-	8	35	.229	-	-	-	6	9	.667	-	-	25	2	14	0	-	-	22	2.0	-

## ZELMO BEATY - 6-9, 235 - PRAIRE VIEW A&M

OCTOBER 25, 1939

### REGULAR SEASON

G	Min.	FG	FGA	Pct.	3FG	3FGA	PCT	FT	FTA	Pct.	Off.	Def.	Tot.	Ast.	PF	Dq.	Stl.	TO	Blk.	Pts.	Avg.	Hi	
1974-75	69	1213	136	310	439	-	-	-	108	135	.800	93	234	327	74	130	1	45	-	29	380	5.5	19

## BENOIT BENJAMIN - 7-0, 265 - CREIGHTON

NOVEMBER 22, 1964

### REGULAR SEASON

G	Min.	FG	FGA	Pct.	3FG	3FGA	PCT	FT	FTA	Pct.	Off.	Def.	Tot.	Ast.	PF	Dq.	Stl.	TO	Blk.	Pts.	Avg.	Hi	
1992-93	28	306	52	108	.481	0	0	.000	22	37	.595	24	72	96	10	61	0	14	36	13	126	4.5	17

## MARIO BENNETT - 6-9, 235 - ARIZONA STATE

AUGUST 1, 1973

### REGULAR SEASON

G	Min.	FG	FGA	Pct.	3FG	3FGA	PCT	FT	FTA	Pct.	Off.	Def.	Tot.	Ast.	PF	Dq.	Stl.	TO	Blk.	Pts.	Avg.	Hi	
1997-98	45	354	80	135	.593	1	2	.500	16	44	.364	60	66	126	18	61	0	19	21	11	177	3.9	21

### PLAYOFFS

G	Min.	FG	FGA	Pct.	3FG	3FGA	PCT	FT	FTA	Pct.	Off.	Def.	Tot.	Ast.	PF	Dq.	Stl.	TO	Blk.	Pts.	Avg.	Hi
1997-98	4	10	1	2	.500	0	0	.000	2	2	1.000	2	4	6	0	-	0	0	1	4	1.0	-

## TARIK BLACK - 6-9, 250 - KANSAS

NOVEMBER 22, 1991

### REGULAR SEASON

G	Min.	FG	FGA	Pct.	3FG	3FGA	PCT	FT	FTA	Pct.	Off.	Def.	Tot.	Ast.	PF	Dq.	Stl.	TO	Blk.	Pts.	Avg.	Hi	
2014-15	38	803	112	190	.589	0	0	---	50	89	.562	84	157	241	34	102	2	13	29	22	274	7.2	18

## ALEX BLACKWELL - 6-6, 255 - MONMOUTH

JUNE 27, 1970

### REGULAR SEASON

G	Min.	FG	FGA	Pct.	3FG	3FGA	PCT	FT	FTA	Pct.	Off.	Def.	Tot.	Ast.	PF	Dq.	Stl.	TO	Blk.	Pts.	Avg.	Hi	
1992-93	27	109	14	42	.333	0	3	.000	6	8	.750	10	13	23	7	14	0	4	5	2	34	1.3	8





ALL-TIME ROSTER WITH STATISTICS

STEVE BLAKE - 6-3, 170 - MARYLAND

FEBRUARY 26, 1980

REGULAR SEASON

Table with columns: G, Min., FG, FGA, Pct., 3FG, 3FGA, PCT, FT, FTA, Pct., Off., Def., Tot., Ast., PF, Do., StL., TO, Blk., Pts., Avg., HI

PLAYOFFS

Table with columns: G, Min., FG, FGA, Pct., 3FG, 3FGA, PCT, FT, FTA, Pct., Off., Def., Tot., Ast., PF, Do., StL., TO, Blk., Pts., Avg., HI

JOHN BLOCK - 6-9 1/2, 210 - USC

APRIL 16, 1944

REGULAR SEASON

Table with columns: G, Min., FG, FGA, Pct., 3FG, 3FGA, PCT, FT, FTA, Pct., Off., Def., Tot., Ast., PF, Do., StL., TO, Blk., Pts., Avg., HI

PLAYOFFS

Table with columns: G, Min., FG, FGA, Pct., 3FG, 3FGA, PCT, FT, FTA, Pct., Off., Def., Tot., Ast., PF, Do., StL., TO, Blk., Pts., Avg., HI

MEYER BLOOM - 6-6, 190 - TEMPLE

JANUARY 14, 1915

REGULAR SEASON

Table with columns: G, Min., FG, FGA, Pct., 3FG, 3FGA, PCT, FT, FTA, Pct., Off., Def., Tot., Ast., PF, Do., StL., TO, Blk., Pts., Avg., HI

CORIE BLOUNT - 6-10, 242 - CINCINNATI

JANUARY 4, 1969

REGULAR SEASON

Table with columns: G, Min., FG, FGA, Pct., 3FG, 3FGA, PCT, FT, FTA, Pct., Off., Def., Tot., Ast., PF, Do., StL., TO, Blk., Pts., Avg., HI

PLAYOFFS

Table with columns: G, Min., FG, FGA, Pct., 3FG, 3FGA, PCT, FT, FTA, Pct., Off., Def., Tot., Ast., PF, Do., StL., TO, Blk., Pts., Avg., HI

VANDER BLUE - 6-4, 200 - MARQUETTE

JULY 17, 1992

REGULAR SEASON

Table with columns: G, Min., FG, FGA, Pct., 3FG, 3FGA, PCT, FT, FTA, Pct., Off., Def., Tot., Ast., PF, Do., StL., TO, Blk., Pts., Avg., HI

TONY BOBBITT - 6-4, 190 - CINCINNATI

OCTOBER 22, 1979

REGULAR SEASON

Table with columns: G, Min., FG, FGA, Pct., 3FG, 3FGA, PCT, FT, FTA, Pct., Off., Def., Tot., Ast., PF, Do., StL., TO, Blk., Pts., Avg., HI

RON BOONE - 6-2, 200 - IDAHO STATE

SEPTEMBER 6, 1946

REGULAR SEASON

Table with columns: G, Min., FG, FGA, Pct., 3FG, 3FGA, PCT, FT, FTA, Pct., Off., Def., Tot., Ast., PF, Do., StL., TO, Blk., Pts., Avg., HI

PLAYOFFS

Table with columns: G, Min., FG, FGA, Pct., 3FG, 3FGA, PCT, FT, FTA, Pct., Off., Def., Tot., Ast., PF, Do., StL., TO, Blk., Pts., Avg., HI

BOB BOOZER - 6-8, 220 - KANSAS STATE

APRIL 26, 1937

REGULAR SEASON

Table with columns: G, Min., FG, FGA, Pct., 3FG, 3FGA, PCT, FT, FTA, Pct., Off., Def., Tot., Ast., PF, Do., StL., TO, Blk., Pts., Avg., HI

PLAYOFFS

Table with columns: G, Min., FG, FGA, Pct., 3FG, 3FGA, PCT, FT, FTA, Pct., Off., Def., Tot., Ast., PF, Do., StL., TO, Blk., Pts., Avg., HI

CARLOS BOOZER - 6-9, 258 - DUKE

NOVEMBER 20, 1981

REGULAR SEASON

Table with columns: G, Min., FG, FGA, Pct., 3FG, 3FGA, PCT, FT, FTA, Pct., Off., Def., Tot., Ast., PF, Do., StL., TO, Blk., Pts., Avg., HI





# ALL-TIME ROSTER WITH STATISTICS



## SAM BOWIE - 7-1, 260 - KENTUCKY

MARCH 17, 1961

### REGULAR SEASON

G	Min.	FG	FGA	Pct.	3FG	3FGA	PCT	FT	FTA	Pct.	Off.	Def.	Tot.	Ast.	PF	Dq.	Stl.	TO	Blk.	Pts.	Avg.	Hi	
1993-94	25	556	75	172	.436	1	4	.250	72	83	.867	27	104	131	47	65	0	4	43	28	223	8.9	21
1994-95	67	1225	118	267	.442	2	11	.182	68	89	.764	72	216	288	118	182	4	21	91	80	306	4.6	19
<b>TOT</b>	<b>92</b>	<b>1781</b>	<b>193</b>	<b>439</b>	<b>.440</b>	<b>3</b>	<b>15</b>	<b>.200</b>	<b>140</b>	<b>172</b>	<b>.814</b>	<b>99</b>	<b>320</b>	<b>419</b>	<b>165</b>	<b>247</b>	<b>4</b>	<b>25</b>	<b>134</b>	<b>108</b>	<b>529</b>	<b>5.8</b>	<b>-</b>

### PLAYOFFS

G	Min.	FG	FGA	Pct.	3FG	3FGA	PCT	FT	FTA	Pct.	Off.	Def.	Tot.	Ast.	PF	Dq.	Stl.	TO	Blk.	Pts.	Avg.	Hi	
1994-95	10	135	8	30	.267	0	0	-	5	5	1.000	13	20	33	3	-	-	1	6	9	21	2.1	-

## ADRIAN BRANCH - 6-8, 185 - MARYLAND

NOVEMBER 17, 1963

### REGULAR SEASON

G	Min.	FG	FGA	Pct.	3FG	3FGA	PCT	FT	FTA	Pct.	Off.	Def.	Tot.	Ast.	PF	Dq.	Stl.	TO	Blk.	Pts.	Avg.	Hi	
1986-87	32	219	48	96	500	0	2	.000	42	54	.778	23	30	53	16	39	0	16	24	3	138	4.3	12

### PLAYOFFS

G	Min.	FG	FGA	Pct.	3FG	3FGA	PCT	FT	FTA	Pct.	Off.	Def.	Tot.	Ast.	PF	Dq.	Stl.	TO	Blk.	Pts.	Avg.	Hi	
1986-87	11	42	4	21	.190	0	1	.000	6	12	.500	3	7	10	5	-	-	2	5	0	14	1.3	-

## JIM BREWER - 6-9, 220 - MINNESOTA

DECEMBER 3, 1951

### REGULAR SEASON

G	Min.	FG	FGA	Pct.	3FG	3FGA	PCT	FT	FTA	Pct.	Off.	Def.	Tot.	Ast.	PF	Dq.	Stl.	TO	Blk.	Pts.	Avg.	Hi	
1980-81	78	1107	101	197	.513	0	2	.000	15	40	.375	127	154	281	55	158	2	43	48	58	217	2.8	14
1981-82	71	966	81	175	.463	1	6	.167	7	19	.368	106	158	264	42	127	1	39	37	46	170	2.4	10
<b>TOT</b>	<b>149</b>	<b>2073</b>	<b>182</b>	<b>372</b>	<b>.489</b>	<b>1</b>	<b>8</b>	<b>.125</b>	<b>22</b>	<b>59</b>	<b>.373</b>	<b>233</b>	<b>312</b>	<b>545</b>	<b>97</b>	<b>285</b>	<b>3</b>	<b>82</b>	<b>85</b>	<b>104</b>	<b>387</b>	<b>2.6</b>	<b>-</b>

### PLAYOFFS

G	Min.	FG	FGA	Pct.	3FG	3FGA	PCT	FT	FTA	Pct.	Off.	Def.	Tot.	Ast.	PF	Dq.	Stl.	TO	Blk.	Pts.	Avg.	Hi	
1980-81	3	7	0	0	.000	0	0	-	0	0	-	0	1	1	0	-	0	0	0	0	0	0.0	-
1981-82	8	57	3	6	.500	0	0	-	0	0	-	4	7	11	4	-	-	2	4	6	6	0.8	-
<b>TOT</b>	<b>11</b>	<b>64</b>	<b>3</b>	<b>6</b>	<b>.500</b>	<b>0</b>	<b>0</b>	<b>-</b>	<b>0</b>	<b>0</b>	<b>-</b>	<b>4</b>	<b>8</b>	<b>12</b>	<b>4</b>	<b>-</b>	<b>2</b>	<b>4</b>	<b>6</b>	<b>6</b>	<b>0.5</b>	<b>-</b>	

## FRANK BRICKOWSKI - 6-9, 245 - PENN STATE

AUGUST 14, 1959

### REGULAR SEASON

G	Min.	FG	FGA	Pct.	3FG	3FGA	PCT	FT	FTA	Pct.	Off.	Def.	Tot.	Ast.	PF	Dq.	Stl.	TO	Blk.	Pts.	Avg.	Hi	
1986-87	37	404	53	94	.564	0	0	-	40	59	.678	40	57	97	12	105	4	14	25	4	146	3.9	14

## BILL BRIDGES - 6-5, 230 - KANSAS

APRIL 4, 1939

### REGULAR SEASON

G	Min.	FG	FGA	Pct.	3FG	3FGA	PCT	FT	FTA	Pct.	Off.	Def.	Tot.	Ast.	PF	Dq.	Stl.	TO	Blk.	Pts.	Avg.	Hi	
1972-73	72	2491	286	597	.479	-	-	-	133	190	.700	-	-	782	196	261	3	-	-	-	705	9.8	-
1973-74	65	1812	216	513	.421	-	-	-	116	164	.707	193	306	499	148	219	3	58	-	31	548	8.4	28
1974-75	17	307	20	57	.351	-	-	-	16	30	.533	46	48	94	27	46	1	7	-	5	96	3.3	15
<b>TOT</b>	<b>154</b>	<b>4610</b>	<b>522</b>	<b>1167</b>	<b>.447</b>	<b>-</b>	<b>-</b>	<b>-</b>	<b>265</b>	<b>384</b>	<b>.690</b>	<b>239</b>	<b>354</b>	<b>1375</b>	<b>371</b>	<b>526</b>	<b>7</b>	<b>65</b>	<b>-</b>	<b>36</b>	<b>1309</b>	<b>8.5</b>	<b>-</b>

### PLAYOFFS

G	Min.	FG	FGA	Pct.	3FG	3FGA	PCT	FT	FTA	Pct.	Off.	Def.	Tot.	Ast.	PF	Dq.	Stl.	TO	Blk.	Pts.	Avg.	Hi	
1972-73	17	582	57	136	.419	-	-	-	38	49	.776	-	-	158	29	-	-	0	0	0	152	8.9	-
1973-74	5	144	12	41	.293	-	-	-	6	13	.462	-	-	30	6	-	-	0	0	0	30	6.0	-
<b>TOT</b>	<b>22</b>	<b>726</b>	<b>69</b>	<b>177</b>	<b>.390</b>	<b>-</b>	<b>-</b>	<b>-</b>	<b>44</b>	<b>62</b>	<b>.710</b>	<b>-</b>	<b>-</b>	<b>188</b>	<b>35</b>	<b>-</b>	<b>0</b>	<b>0</b>	<b>0</b>	<b>182</b>	<b>8.3</b>	<b>-</b>	

## MARSHON BROOKS - 6-5, 200 - PROVIDENCE

JANUARY 26, 1989

### REGULAR SEASON

G	Min.	FG	FGA	Pct.	3FG	3FGA	PCT	FT	FTA	Pct.	Off.	Def.	Tot.	Ast.	PF	Dq.	Stl.	TO	Blk.	Pts.	Avg.	Hi	
2013-14	18	228	43	88	.489	11	19	.579	18	26	.692	8	22	30	21	16	0	12	17	3	115	6.4	23

## CHUCKY BROWN - 6-8, 215 - NORTH CAROLINA STATE

FEBRUARY 29, 1968

### REGULAR SEASON

G	Min.	FG	FGA	Pct.	3FG	3FGA	PCT	FT	FTA	Pct.	Off.	Def.	Tot.	Ast.	PF	Dq.	Stl.	TO	Blk.	Pts.	Avg.	Hi	
1991-92	36	381	55	118	.466	0	3	.000	25	41	.610	29	47	76	23	41	0	9	27	7	135	3.8	16

### PLAYOFFS

G	Min.	FG	FGA	Pct.	3FG	3FGA	PCT	FT	FTA	Pct.	Off.	Def.	Tot.	Ast.	PF	Dq.	Stl.	TO	Blk.	Pts.	Avg.	Hi	
1991-92	3	44	8	19	.421	0	1	.000	3	6	.500	3	8	11	2	-	-	0	1	2	19	6.3	-

## GEORGE BROWN - 6-6, 190 - WAYNE STATE

OCTOBER 30, 1935

### REGULAR SEASON

G	Min.	FG	FGA	Pct.	3FG	3FGA	PCT	FT	FTA	Pct.	Off.	Def.	Tot.	Ast.	PF	Dq.	Stl.	TO	Blk.	Pts.	Avg.	Hi	
1957-58	1	6	0	2	.000	-	-	-	1	2	.500	-	-	1	0	1	0	-	-	-	1	1.0	-

## JABARI BROWN - 6-4, 215 - MISSOURI

DECEMBER 18, 1992

### REGULAR SEASON

G	Min.	FG	FGA	Pct.	3FG	3FGA	PCT	FT	FTA	Pct.	Off.	Def.	Tot.	Ast.	PF	Dq.	Stl.	TO	Blk.	Pts.	Avg.	Hi	
2014-15	19	568	70	170	.412	23	62	.371	64	85	.753	3	33	36	40	33	0	12	32	2	227	11.9	32





# ALL-TIME ROSTER WITH STATISTICS

## KWAME BROWN - 6-11, 270 - GLYNN ACADEMY HS

MARCH 10, 1982

### REGULAR SEASON

G	Min.	FG	FGA	Pct.	3FG	3FGA	PCT	FT	FTA	Pct.	Off.	Def.	Tot.	Ast.	PF	Do.	StL.	TO	Blk.	Pts.	Avg.	HI	
2005-06	72	1978	204	388	.526	0	1	.000	128	235	.545	182	291	473	72	196	3	27	100	46	536	7.4	21
2006-07	41	1132	143	242	.591	0	1	.000	59	134	.440	81	163	244	75	124	0	39	76	49	345	8.4	18
2007-08	23	509	53	103	.515	0	0	.000	26	64	.406	31	100	131	28	58	0	16	37	19	132	5.7	10
<b>TOT</b>	<b>136</b>	<b>3619</b>	<b>400</b>	<b>733</b>	<b>.546</b>	<b>0</b>	<b>2</b>	<b>.000</b>	<b>213</b>	<b>433</b>	<b>.492</b>	<b>294</b>	<b>554</b>	<b>848</b>	<b>175</b>	<b>378</b>	<b>3</b>	<b>82</b>	<b>213</b>	<b>114</b>	<b>1013</b>	<b>7.4</b>	<b>-</b>

### PLAYOFFS

G	Min.	FG	FGA	Pct.	3FG	3FGA	PCT	FT	FTA	Pct.	Off.	Def.	Tot.	Ast.	PF	Do.	StL.	TO	Blk.	Pts.	Avg.	HI	
2005-06	7	225	34	65	.523	0	0	-	22	31	.710	17	29	46	7	-	-	2	12	6	90	12.9	-
2006-07	5	133	19	36	.528	0	0	-	5	9	.556	13	15	28	1	-	-	1	9	4	43	8.6	-
<b>TOT</b>	<b>12</b>	<b>358</b>	<b>53</b>	<b>101</b>	<b>.525</b>	<b>0</b>	<b>0</b>	<b>-</b>	<b>27</b>	<b>40</b>	<b>.675</b>	<b>30</b>	<b>44</b>	<b>74</b>	<b>8</b>	<b>-</b>	<b>-</b>	<b>3</b>	<b>21</b>	<b>10</b>	<b>133</b>	<b>11.1</b>	<b>-</b>

## ROGER BROWN - 6-11, 230 - KANSAS

FEBRUARY 29, 1950

### REGULAR SEASON

G	Min.	FG	FGA	Pct.	3FG	3FGA	PCT	FT	FTA	Pct.	Off.	Def.	Tot.	Ast.	PF	Do.	StL.	TO	Blk.	Pts.	Avg.	HI
1972-73	1	5	0	0	-	-	-	1	3	.333	-	-	0	0	1	0	-	-	-	1	1.0	-

## SHANNON BROWN - 6-4, 210 - MICHIGAN STATE

NOVEMBER 29, 1985

### REGULAR SEASON

G	Min.	FG	FGA	Pct.	3FG	3FGA	PCT	FT	FTA	Pct.	Off.	Def.	Tot.	Ast.	PF	Do.	StL.	TO	Blk.	Pts.	Avg.	HI	
2008-09	18	136	22	42	.524	6	9	.667	8	9	.889	3	17	20	10	9	0	4	9	2	58	3.2	10
2009-10	82	1700	253	592	.427	62	189	.327	99	121	.818	30	153	183	108	129	0	57	67	31	667	8.1	27
2010-11	82	1568	273	643	.425	74	212	.349	92	101	.911	35	122	157	96	124	0	67	75	16	712	8.7	21
<b>TOT</b>	<b>182</b>	<b>3404</b>	<b>548</b>	<b>1277</b>	<b>.429</b>	<b>142</b>	<b>410</b>	<b>.346</b>	<b>199</b>	<b>231</b>	<b>.861</b>	<b>68</b>	<b>292</b>	<b>370</b>	<b>214</b>	<b>262</b>	<b>0</b>	<b>128</b>	<b>151</b>	<b>49</b>	<b>1437</b>	<b>7.9</b>	<b>-</b>

### PLAYOFFS

G	Min.	FG	FGA	Pct.	3FG	3FGA	PCT	FT	FTA	Pct.	Off.	Def.	Tot.	Ast.	PF	Do.	StL.	TO	Blk.	Pts.	Avg.	HI	
2008-09	21	276	36	83	.434	12	25	.480	19	24	.792	8	17	25	13	27	0	10	10	2	103	4.9	14
2009-10	23	324	42	107	.393	9	32	.281	20	28	.714	7	22	29	20	37	0	10	13	7	113	4.9	12
2010-11	10	166	28	61	.459	7	25	.280	9	14	.643	5	14	19	7	10	0	6	9	2	72	7.2	15
<b>TOT</b>	<b>54</b>	<b>766</b>	<b>106</b>	<b>251</b>	<b>.422</b>	<b>28</b>	<b>82</b>	<b>.341</b>	<b>48</b>	<b>66</b>	<b>.727</b>	<b>20</b>	<b>53</b>	<b>73</b>	<b>40</b>	<b>74</b>	<b>0</b>	<b>26</b>	<b>32</b>	<b>11</b>	<b>288</b>	<b>5.3</b>	<b>-</b>

## TIERRE BROWN - 6-2, 189 - MCNEESE STATE

JUNE 3, 1979

### REGULAR SEASON

G	Min.	FG	FGA	Pct.	3FG	3FGA	PCT	FT	FTA	Pct.	Off.	Def.	Tot.	Ast.	PF	Do.	StL.	TO	Blk.	Pts.	Avg.	HI	
2004-05	76	1066	124	348	.356	26	72	.361	59	75	.787	21	72	93	155	59	0	32	74	1	333	4.4	27

## TONY BROWN - 6-6, 200 - ARKANSAS

JULY 29, 1960

### REGULAR SEASON

G	Min.	FG	FGA	Pct.	3FG	3FGA	PCT	FT	FTA	Pct.	Off.	Def.	Tot.	Ast.	PF	Do.	StL.	TO	Blk.	Pts.	Avg.	HI	
1990-91	7	27	2	3	.667	1	1	1.000	0	0	-	0	4	4	3	8	0	0	4	0	5	0.7	3



# ALL-TIME ROSTER WITH STATISTICS



## KOBE BRYANT - 6-6, 205 - LOWER MERION HS

AUGUST 23, 1978

### REGULAR SEASON

G	Min.	FG	FGA	Pct.	3FG	3FGA	PCT	FT	FTA	Pct.	Off.	Def.	Tot.	Ast.	PF	Dq.	StL.	TO	Blk.	Pts.	Avg.	Hi	
1996-97	71	1103	176	422	.417	51	136	.375	136	166	.819	47	85	132	91	102	0	49	112	23	539	7.6	24
1997-98	79	2056	391	913	.428	75	220	.341	363	457	.794	79	163	242	199	180	1	74	157	40	1220	15.4	33
1998-99	50	1896	362	779	.465	27	101	.267	245	292	.839	53	219	264	190	153	3	72	157	50	996	19.9	38
1999-00	66	2524	554	1183	.468	46	144	.319	331	403	.821	108	308	416	323	220	4	106	182	62	1485	22.5	40
2000-01	68	2783	701	1510	.464	61	200	.305	475	557	.853	104	295	399	338	222	3	114	220	43	1938	28.5	51
2001-02	80	3063	749	1597	.469	33	132	.250	488	589	.829	112	329	441	438	228	1	118	223	35	2019	25.2	56
2002-03	82	3401	868	1924	.451	124	324	.383	601	713	.843	106	458	564	481	218	0	181	288	67	2461	30.0	55
2003-04	65	2447	516	1178	.438	71	217	.327	454	533	.852	103	256	359	330	176	0	112	171	28	1557	24.0	45
2004-05	66	2689	573	1324	.433	131	387	.339	542	664	.816	95	297	392	398	174	1	174	270	53	1819	27.6	48
2005-06	80	3277	978	2173	.450	180	518	.347	696	819	.850	71	354	425	360	233	1	147	250	30	2832	35.4	81
2006-07	77	3140	813	1757	.463	137	398	.344	667	768	.868	75	364	439	413	205	2	111	255	36	2430	31.6	65
2007-08	82	3192	775	1690	.459	150	415	.361	623	742	.840	94	423	517	441	227	1	151	257	40	2323	28.3	53
2008-09	82	2960	800	1712	.467	118	336	.351	483	564	.856	90	339	429	399	189	1	120	210	37	2201	26.8	61
2009-10	73	2835	716	1569	.456	99	301	.329	439	541	.811	78	313	391	365	187	0	113	233	20	1970	27.0	44
2010-11	82	2779	740	1639	.451	115	356	.323	483	583	.828	83	336	419	388	172	0	99	243	12	2078	25.3	42
2011-12	58	2232	574	1336	.430	87	287	.303	381	451	.845	66	247	313	264	105	0	69	204	18	1616	27.9	48
2012-13	78	3013	738	1595	.463	132	407	.324	525	626	.839	66	367	433	469	173	0	106	287	25	2133	27.3	47
2013-14	6	177	31	73	.425	3	16	.188	18	21	.857	2	24	26	38	9	0	7	34	1	83	13.8	21
2014-15	35	1207	266	713	.373	54	184	.293	196	241	.813	26	173	199	197	65	0	47	128	7	782	22.3	44
<b>TOT</b>	<b>1280</b>	<b>46774</b>	<b>11321</b>	<b>25087</b>	<b>.451</b>	<b>1694</b>	<b>5079</b>	<b>.334</b>	<b>8146</b>	<b>9730</b>	<b>.837</b>	<b>1458</b>	<b>5342</b>	<b>6800</b>	<b>6122</b>	<b>3238</b>	<b>18</b>	<b>1882</b>	<b>3881</b>	<b>627</b>	<b>32482</b>	<b>25.4</b>	<b>-</b>

### PLAYOFFS

G	Min.	FG	FGA	Pct.	3FG	3FGA	PCT	FT	FTA	Pct.	Off.	Def.	Tot.	Ast.	PF	Dq.	StL.	TO	Blk.	Pts.	Avg.	Hi	
1996-97	9	133	21	55	.382	6	23	.261	26	30	.867	1	10	11	11	23	-	3	14	2	74	8.2	-
1997-98	11	220	31	76	.408	3	14	.214	31	45	.689	7	14	21	16	28	-	3	11	8	96	8.7	-
1998-99	8	315	61	142	.430	8	23	.348	28	35	.800	13	42	55	37	24	-	15	31	10	158	19.8	-
1999-00	22	857	174	394	.442	22	64	.344	95	126	.754	26	72	98	97	89	-	32	55	32	465	21.1	-
2000-01	16	694	168	358	.469	11	34	.324	124	151	.821	29	87	116	97	53	-	25	51	12	471	29.4	-
2001-02	19	833	187	431	.434	22	58	.379	110	145	.759	28	83	111	87	65	-	27	54	17	506	26.6	-
2002-03	12	531	137	317	.432	25	62	.403	86	104	.827	16	45	61	62	35	-	14	42	1	385	32.1	-
2003-04	22	973	190	460	.413	24	97	.247	135	166	.813	18	86	104	121	59	-	42	61	7	539	24.5	-
2005-06	7	314	72	145	.497	14	35	.400	37	48	.771	4	40	44	36	25	-	8	33	3	195	27.9	-
2006-07	5	215	60	130	.462	10	28	.357	34	37	.919	1	25	26	22	10	-	5	22	2	164	32.8	-
2007-08	21	863	222	463	.479	32	106	.302	157	194	.809	18	101	119	117	59	-	35	70	8	633	30.1	-
2008-09	23	940	242	530	.457	37	106	.349	174	197	.883	19	104	123	126	59	-	38	59	21	695	30.2	-
2009-10	23	923	234	511	.458	49	131	.374	154	183	.842	26	112	138	126	75	-	31	79	16	671	29.2	-
2010-11	10	354	83	186	.446	12	41	.293	50	61	.820	8	26	34	33	23	-	16	31	3	228	22.8	-
2011-12	12	476	132	301	.439	17	60	.283	79	95	.832	16	42	58	52	33	-	16	34	2	360	30.0	-
<b>TOT</b>	<b>220</b>	<b>8641</b>	<b>2014</b>	<b>4499</b>	<b>.448</b>	<b>292</b>	<b>882</b>	<b>.331</b>	<b>1320</b>	<b>1617</b>	<b>.816</b>	<b>230</b>	<b>889</b>	<b>1119</b>	<b>1040</b>	<b>660</b>	<b>-</b>	<b>310</b>	<b>647</b>	<b>144</b>	<b>5640</b>	<b>25.6</b>	<b>-</b>

## STEVE BUCKNALL - 6-6, 215 - NORTH CAROLINA

MARCH 17, 1966

### REGULAR SEASON

G	Min.	FG	FGA	Pct.	3FG	3FGA	PCT	FT	FTA	Pct.	Off.	Def.	Tot.	Ast.	PF	Dq.	StL.	TO	Blk.	Pts.	Avg.	Hi	
1989-90	18	75	9	33	.273	0	1	.000	5	6	.833	5	2	7	10	10	0	2	11	1	23	1.3	4

## BOB BURROW - 6-7, 230 - KENTUCKY

JUNE 29, 1934

### REGULAR SEASON

G	Min.	FG	FGA	Pct.	3FG	3FGA	PCT	FT	FTA	Pct.	Off.	Def.	Tot.	Ast.	PF	Dq.	StL.	TO	Blk.	Pts.	Avg.	Hi	
1957-58	14	171	22	70	.314	-	-	-	11	33	.333	-	-	64	6	15	0	-	-	-	55	3.9	-

## CARON BUTLER - 6-7, 217 - CONNECTICUT

MARCH 13, 1980

### REGULAR SEASON

G	Min.	FG	FGA	Pct.	3FG	3FGA	PCT	FT	FTA	Pct.	Off.	Def.	Tot.	Ast.	PF	Dq.	StL.	TO	Blk.	Pts.	Avg.	Hi	
2004-05	77	2746	441	991	.445	38	125	.304	275	319	.862	146	304	450	146	213	2	110	125	23	1195	15.5	34

## DWIGHT BUYCKS - 6-3, 190 - MARQUETTE

MARCH 6, 1989

### REGULAR SEASON

G	Min.	FG	FGA	Pct.	3FG	3FGA	PCT	FT	FTA	Pct.	Off.	Def.	Tot.	Ast.	PF	Dq.	StL.	TO	Blk.	Pts.	Avg.	Hi	
2014-15	6	123	18	40	.450	7	11	.636	9	10	.900	2	10	12	14	3	0	3	12	0	52	8.7	15





# ALL-TIME ROSTER WITH STATISTICS

## ANDREW BYNUM - 7-1, 285 - ST. JOSEPH HS

**OCTOBER 27, 1987**

**REGULAR SEASON**

G	Mn.	FG	FGA	Pct.	3FG	3FGA	PCT	FT	FTA	Pct.	Off.	Def.	Tot.	Ast.	PF	Dq.	StL.	TO	Blk.	Pts.	Avg.	HI	
2005-06	46	338	33	82	.402	0	0	-	8	27	296	34	46	80	9	56	0	4	17	22	74	1.6	16
2006-07	82	1793	247	443	.558	0	3	.000	143	214	668	139	345	484	94	249	5	12	115	128	637	7.8	20
2007-08	35	1008	189	297	.636	0	0	-	82	118	695	105	251	356	61	98	2	12	52	72	460	13.1	28
2008-09	50	1446	281	502	.560	0	0	-	152	215	707	137	261	398	71	157	1	18	85	90	714	14.3	42
2009-10	65	1977	392	688	.570	0	1	.000	193	261	739	177	364	541	68	193	2	35	115	94	977	15.0	27
2010-11	60	1500	237	413	.574	0	0	-	138	209	660	170	338	508	73	140	1	19	74	106	612	11.3	22
2011-12	64	2122	444	796	.558	1	5	.200	234	338	692	192	517	709	85	104	0	27	152	116	1123	18.7	37
<b>TOTALS</b>	<b>392</b>	<b>10175</b>	<b>1823</b>	<b>3221</b>	<b>.566</b>	<b>1</b>	<b>9</b>	<b>.111</b>	<b>950</b>	<b>1382</b>	<b>687</b>	<b>954</b>	<b>2122</b>	<b>3076</b>	<b>461</b>	<b>997</b>	<b>11</b>	<b>127</b>	<b>610</b>	<b>628</b>	<b>4597</b>	<b>11.7</b>	<b>-</b>

**PLAYOFFS**

G	Mn.	FG	FGA	Pct.	3FG	3FGA	PCT	FT	FTA	Pct.	Off.	Def.	Tot.	Ast.	PF	Dq.	StL.	TO	Blk.	Pts.	Avg.	HI	
2005-06	1	2	0	1	.000	0	0	-	0	0	-	0	0	0	0	0	0	0	0	0	0	0.0	-
2006-07	5	55	8	15	.533	0	0	-	4	10	400	8	15	23	0	7	-	0	2	2	20	4.0	-
2008-09	23	400	58	127	.457	0	0	-	28	43	651	33	53	86	10	77	-	8	19	21	144	6.3	-
2009-10	23	561	80	149	.537	0	0	-	38	56	679	59	100	159	12	61	-	6	21	36	198	8.6	-
2010-11	10	320	57	105	.543	0	0	-	30	36	833	36	60	96	8	33	-	5	20	14	144	14.4	-
2011-12	12	451	73	153	.477	0	0	-	54	69	783	46	87	133	18	21	-	5	16	37	200	16.7	-
<b>TOT</b>	<b>74</b>	<b>1469</b>	<b>276</b>	<b>550</b>	<b>.502</b>	<b>0</b>	<b>0</b>	<b>-</b>	<b>154</b>	<b>214</b>	<b>.720</b>	<b>182</b>	<b>315</b>	<b>497</b>	<b>48</b>	<b>199</b>	<b>-</b>	<b>24</b>	<b>78</b>	<b>110</b>	<b>706</b>	<b>9.5</b>	<b>-</b>

## MARTY BYRNES - 6-7, 220 - SYRACUSE

**APRIL 30, 1956**

**REGULAR SEASON**

G	Mn.	FG	FGA	Pct.	3FG	3FGA	PCT	FT	FTA	Pct.	Off.	Def.	Tot.	Ast.	PF	Dq.	StL.	TO	Blk.	Pts.	Avg.	HI	
1979-80	32	194	25	50	.500	0	0	-	13	15	.867	9	18	27	13	32	0	5	22	1	63	2.0	11

**PLAYOFFS**

G	Mn.	FG	FGA	Pct.	3FG	3FGA	PCT	FT	FTA	Pct.	Off.	Def.	Tot.	Ast.	PF	Dq.	StL.	TO	Blk.	Pts.	Avg.	HI	
1979-80	4	8	1	3	.333	0	0	-	4	6	.667	1	0	1	1	-	-	0	1	0	6	1.5	-

## CORKY CALHOUN - 6-7, 210 - PENNSYLVANIA

**NOVEMBER 1, 1950**

**REGULAR SEASON**

G	Mn.	FG	FGA	Pct.	3FG	3FGA	PCT	FT	FTA	Pct.	Off.	Def.	Tot.	Ast.	PF	Dq.	StL.	TO	Blk.	Pts.	Avg.	HI	
1974-75	57	1270	120	286	.420	-	-	-	44	62	.710	95	141	236	75	160	1	49	-	23	284	5.0	13
1975-76	76	1816	172	368	.467	-	-	-	65	83	.783	117	224	341	85	216	4	62	-	35	409	5.4	18
<b>TOT</b>	<b>133</b>	<b>3086</b>	<b>292</b>	<b>654</b>	<b>.446</b>	<b>-</b>	<b>-</b>	<b>-</b>	<b>109</b>	<b>145</b>	<b>.752</b>	<b>212</b>	<b>365</b>	<b>577</b>	<b>160</b>	<b>376</b>	<b>5</b>	<b>111</b>	<b>-</b>	<b>58</b>	<b>693</b>	<b>5.2</b>	<b>-</b>

## DEMETRIUS CALIP - 6-1, 165 - MICHIGAN

**NOVEMBER 18, 1969**

**REGULAR SEASON**

G	Mn.	FG	FGA	Pct.	3FG	3FGA	PCT	FT	FTA	Pct.	Off.	Def.	Tot.	Ast.	PF	Dq.	StL.	TO	Blk.	Pts.	Avg.	HI	
1991-92	7	58	4	18	.222	1	5	.200	2	3	.667	1	4	5	12	8	0	1	5	0	11	1.6	3

## MACK CALVIN - 6-0, 170 - USC

**JULY 27, 1947**

G	Mn.	FG	FGA	Pct.	3FG	3FGA	PCT	FT	FTA	Pct.	Off.	Def.	Tot.	Ast.	PF	Dq.	StL.	TO	Blk.	Pts.	Avg.	HI	
1976-77	12	207	27	82	.329	-	-	-	41	48	.854	6	10	16	21	16	0	11	-	1	95	7.9	20

## ELDEN CAMPBELL - 7-0, 255 - CLEMSON

**JULY 23, 1968**

**REGULAR SEASON**

G	Mn.	FG	FGA	Pct.	3FG	3FGA	PCT	FT	FTA	Pct.	Off.	Def.	Tot.	Ast.	PF	Dq.	StL.	TO	Blk.	Pts.	Avg.	HI	
1990-91	52	380	56	123	.455	0	0	-	32	49	.653	40	56	96	10	71	1	11	16	38	144	2.8	12
1991-92	81	1876	220	491	.448	0	2	.000	138	223	.619	155	268	423	59	203	1	53	73	159	578	7.1	25
1992-93	79	1551	238	520	.458	0	3	.000	130	204	.637	127	205	332	48	165	0	59	69	100	606	7.7	21
1993-94	76	2253	373	808	.462	0	2	.000	188	273	.689	167	352	519	86	241	2	64	98	146	934	12.3	29
1994-95	73	2076	360	785	.459	0	1	.000	193	290	.666	168	277	445	92	246	4	69	98	132	913	12.5	32
1995-96	82	2699	447	888	.503	0	5	.000	249	349	.713	162	461	623	181	300	4	88	137	212	1143	13.9	29
1996-97	77	2516	442	942	.469	1	4	.250	263	370	.711	207	408	615	126	276	6	46	130	117	1148	14.9	40
1997-98	81	1784	289	624	.463	1	2	.500	237	342	.693	143	312	455	78	209	1	35	115	102	816	10.1	25
1998-99	17	325	44	101	.436	0	0	-	38	62	.613	38	58	96	8	51	2	1	22	16	126	7.4	24
<b>TOT</b>	<b>618</b>	<b>15460</b>	<b>2469</b>	<b>5282</b>	<b>.467</b>	<b>2</b>	<b>19</b>	<b>.105</b>	<b>1468</b>	<b>2162</b>	<b>.679</b>	<b>1207</b>	<b>2397</b>	<b>3604</b>	<b>688</b>	<b>1762</b>	<b>21</b>	<b>426</b>	<b>758</b>	<b>1022</b>	<b>6408</b>	<b>10.4</b>	<b>-</b>

**PLAYOFFS**

G	Mn.	FG	FGA	Pct.	3FG	3FGA	PCT	FT	FTA	Pct.	Off.	Def.	Tot.	Ast.	PF	Dq.	StL.	TO	Blk.	Pts.	Avg.	HI
1990-91	14	138	25	38	.658	0	0	-	7	15	.467	8	21	29	3	-	6	6	8	57	4.1	-
1991-92	4	117	14	37	.378	0	0	-	12	18	.667	9	16	25	6	-	3	4	6	40	10.0	-
1992-93	5	178	29	69	.420	0	0	-	12	24	.500	17	25	42	7	-	6	12	12	70	14.0	-
1994-95	10	376	64	132	.485	0	0	-	29	44	.659	26	47	73	16	-	4	15	30	157	15.7	-
1995-96	4	129	20	39	.513	0	1	.000	8	16	.500	3	29	32	8	-	1	10	9	48	12.0	-
1996-97	9	278	37	93	.398	1	1	1.000	31	38	.816	14	25	39	9	-	7	14	13	106	11.8	-
1997-98	13	180	23	51	.451	0	0	-	22	34	.647	17	28	45	8	-	3	13	12	68	5.2	-
<b>TOT</b>	<b>59</b>	<b>1396</b>	<b>212</b>	<b>459</b>	<b>.462</b>	<b>1</b>	<b>2</b>	<b>.500</b>	<b>121</b>	<b>189</b>	<b>.640</b>	<b>94</b>	<b>191</b>	<b>285</b>	<b>57</b>	<b>-</b>	<b>30</b>	<b>74</b>	<b>90</b>	<b>546</b>	<b>9.3</b>	<b>-</b>

## TONY CAMPBELL - 6-7, 215 - OHIO STATE

**MAY 7, 1962**

**REGULAR SEASON**

G	Mn.	FG	FGA	Pct.	3FG	3FGA	PCT	FT	FTA	Pct.	Off.	Def.	Tot.	Ast.	PF	Dq.	StL.	TO	Blk.	Pts.	Avg.	HI
---	-----	----	-----	------	-----	------	-----	----	-----	------	------	------	------	------	----	-----	------	----	------	------	------	----

# ALL-TIME ROSTER WITH STATISTICS



**DERRICK CHARACTER - 6-9, 275 - UTEP**

MAY 4, 1988

**REGULAR SEASON**

G	Min.	FG	FGA	Pct.	3FG	3FGA	PCT	FT	FTA	Pct.	Off.	Def.	Tot.	Ast.	PF	Dq.	StL.	TO	Blk.	Pts.	Avg.	HI	
2010-11	41	215	32	66	485	0	0	-	17	23	.739	19	24	43	7	47	1	4	19	10	81	2.0	10

**DON "SWEDE" CARLSON - 6-0, 170 - MINNESOTA**

MARCH 22, 1921

**REGULAR SEASON**

G	Min.	FG	FGA	Pct.	3FG	3FGA	PCT	FT	FTA	Pct.	Off.	Def.	Tot.	Ast.	PF	Dq.	StL.	TO	Blk.	Pts.	Avg.	HI	
1948-49	55	-	211	632	.334	-	-	-	86	130	.662	-	-	-	170	180	-	-	-	-	508	9.2	-
1949-50	57	-	99	290	.341	-	-	-	69	95	.726	-	-	-	76	126	-	-	-	-	267	4.7	-
<b>TOT</b>	<b>112</b>	<b>-</b>	<b>310</b>	<b>922</b>	<b>.336</b>	<b>-</b>	<b>-</b>	<b>-</b>	<b>155</b>	<b>225</b>	<b>.689</b>	<b>-</b>	<b>-</b>	<b>-</b>	<b>246</b>	<b>306</b>	<b>-</b>	<b>-</b>	<b>-</b>	<b>-</b>	<b>775</b>	<b>6.9</b>	<b>-</b>

**PLAYOFFS**

G	Min.	FG	FGA	Pct.	3FG	3FGA	PCT	FT	FTA	Pct.	Off.	Def.	Tot.	Ast.	PF	Dq.	StL.	TO	Blk.	Pts.	Avg.	HI	
1948-49	10	-	23	95	.242	-	-	-	14	25	.560	-	-	-	28	30	-	-	-	-	60	6.0	-
1949-50	10	-	21	37	.568	-	-	-	12	15	.800	-	-	-	11	19	-	-	-	-	54	5.4	-
<b>TOT</b>	<b>20</b>	<b>-</b>	<b>44</b>	<b>132</b>	<b>.333</b>	<b>-</b>	<b>-</b>	<b>-</b>	<b>26</b>	<b>40</b>	<b>.650</b>	<b>-</b>	<b>-</b>	<b>-</b>	<b>39</b>	<b>49</b>	<b>-</b>	<b>-</b>	<b>-</b>	<b>-</b>	<b>114</b>	<b>5.7</b>	<b>-</b>

**ROBERT CARNEY - 6-3, 170 - BRADLEY**

AUGUST 3, 1932

**REGULAR SEASON**

G	Min.	FG	FGA	Pct.	3FG	3FGA	PCT	FT	FTA	Pct.	Off.	Def.	Tot.	Ast.	PF	Dq.	StL.	TO	Blk.	Pts.	Avg.	HI	
1954-55	19	244	24	64	.375	-	-	-	21	40	.525	-	-	45	16	36	0	-	-	-	69	3.6	-

**PLAYOFFS**

G	Min.	FG	FGA	Pct.	3FG	3FGA	PCT	FT	FTA	Pct.	Off.	Def.	Tot.	Ast.	PF	Dq.	StL.	TO	Blk.	Pts.	Avg.	HI	
1954-55	7	41	1	8	.125	0	0	-	8	9	.889	-	-	5	3	-	-	0	0	0	10	1.4	-

**KENNY CARR - 6-7, 220 - NORTH CAROLINA STATE**

AUGUST 15, 1955

**REGULAR SEASON**

G	Min.	FG	FGA	Pct.	3FG	3FGA	PCT	FT	FTA	Pct.	Off.	Def.	Tot.	Ast.	PF	Dq.	StL.	TO	Blk.	Pts.	Avg.	HI	
1977-78	52	733	134	302	.444	-	-	-	55	85	.647	53	155	208	26	127	0	18	89	14	323	6.2	15
1978-79	72	1149	225	450	.500	-	-	-	83	137	.606	70	222	292	60	152	0	38	116	31	533	7.4	17
1979-80	5	57	7	16	.438	0	0	-	2	2	1.000	5	12	17	1	6	0	2	9	1	16	3.2	6
<b>TOT</b>	<b>129</b>	<b>1939</b>	<b>366</b>	<b>768</b>	<b>.477</b>	<b>0</b>	<b>0</b>	<b>-</b>	<b>140</b>	<b>224</b>	<b>.625</b>	<b>128</b>	<b>389</b>	<b>517</b>	<b>87</b>	<b>285</b>	<b>0</b>	<b>58</b>	<b>214</b>	<b>46</b>	<b>872</b>	<b>6.8</b>	<b>-</b>

**PLAYOFFS**

G	Min.	FG	FGA	Pct.	3FG	3FGA	PCT	FT	FTA	Pct.	Off.	Def.	Tot.	Ast.	PF	Dq.	StL.	TO	Blk.	Pts.	Avg.	HI	
1977-78	2	17	3	8	.375	0	0	-	0	0	.000	-	-	4	0	-	-	1	-	0	6	3.0	-
1978-79	8	117	19	35	.543	0	0	-	5	8	.625	-	-	17	4	-	-	4	-	2	43	5.4	-
<b>TOT</b>	<b>10</b>	<b>134</b>	<b>22</b>	<b>43</b>	<b>.512</b>	<b>0</b>	<b>0</b>	<b>-</b>	<b>5</b>	<b>8</b>	<b>.625</b>	<b>-</b>	<b>-</b>	<b>21</b>	<b>4</b>	<b>-</b>	<b>-</b>	<b>5</b>	<b>-</b>	<b>2</b>	<b>49</b>	<b>4.9</b>	<b>-</b>

**BUTCH CARTER - 6-5, 180 - INDIANA**

JUNE 11, 1958

**REGULAR SEASON**

G	Min.	FG	FGA	Pct.	3FG	3FGA	PCT	FT	FTA	Pct.	Off.	Def.	Tot.	Ast.	PF	Dq.	StL.	TO	Blk.	Pts.	Avg.	HI	
1980-81	54	672	114	247	.462	3	10	.300	70	95	.737	34	31	65	52	99	0	23	50	1	301	5.6	16

**MAURICE CARTER - 6-5, 210 - LOUISIANA STATE**

OCTOBER 12, 1976

**REGULAR SEASON**

G	Min.	FG	FGA	Pct.	3FG	3FGA	PCT	FT	FTA	Pct.	Off.	Def.	Tot.	Ast.	PF	Dq.	StL.	TO	Blk.	Pts.	Avg.	HI	
2003-04	4	50	5	14	.357	1	3	.333	11	12	.917	0	3	3	2	5	0	0	6	0	22	5.5	9

**RON CARTER - 6-5, 190 - VMI**

AUGUST 31, 1956

**REGULAR SEASON**

G	Min.	FG	FGA	Pct.	3FG	3FGA	PCT	FT	FTA	Pct.	Off.	Def.	Tot.	Ast.	PF	Dq.	StL.	TO	Blk.	Pts.	Avg.	HI	
1978-79	46	332	54	124	.435	-	-	-	36	54	.667	21	24	45	25	54	1	17	40	7	144	3.1	14

**PLAYOFFS**

G	Min.	FG	FGA	Pct.	3FG	3FGA	PCT	FT	FTA	Pct.	Off.	Def.	Tot.	Ast.	PF	Dq.	StL.	TO	Blk.	Pts.	Avg.	HI	
1978-79	2	2	0	1	.000	0	0	-	0	0	-	0	0	0	0	-	-	0	0	0	0	0.0	-

**JAY CARTY - 6-7 1/2, 220 - OREGON STATE**

JULY 4, 1941

**REGULAR SEASON**

G	Min.	FG	FGA	Pct.	3FG	3FGA	PCT	FT	FTA	Pct.	Off.	Def.	Tot.	Ast.	PF	Dq.	StL.	TO	Blk.	Pts.	Avg.	HI	
1968-69	28	192	34	89	.382	-	-	-	8	11	.727	-	-	58	11	31	0	-	-	-	76	2.7	-

**CEDRIC CEBALLOS - 6-7, 225 - CAL STATE FULLERTON**

AUGUST 2, 1969

**REGULAR SEASON**

G	Min.	FG	FGA	Pct.	3FG	3FGA	PCT	FT	FTA	Pct.	Off.	Def.	Tot.	Ast.	PF	Dq.	StL.	TO	Blk.	Pts.	Avg.	HI	
1994-95	58	2029	497	977	.509	58	146	.397	209	292	.716	169	295	464	105	131	1	60	143	19	1261	21.7	50
1995-96	78	2628	638	1203	.530	51	184	.277	329	409	.804	215	321	536	119	144	0	94	167	22	1656	21.2	38
1996-97	8	279	34	83	.410	5	21	.238	13	15	.867	11	42	53	15	19	0	5	17	6	86	10.8	22
<b>TOT</b>	<b>144</b>	<b>4936</b>	<b>1169</b>	<b>2263</b>	<b>.517</b>	<b>114</b>	<b>351</b>	<b>.325</b>	<b>551</b>	<b>716</b>	<b>.770</b>	<b>395</b>	<b>658</b>	<b>1053</b>	<b>239</b>	<b>294</b>	<b>1</b>	<b>159</b>	<b>327</b>	<b>47</b>	<b>3003</b>	<b>20.9</b>	<b>-</b>

**PLAYOFFS**

G	Min.	FG	FGA	Pct.	3FG	3FGA	PCT	FT	FTA	Pct.	Off.	Def.	Tot.	Ast.	PF	Dq.	StL.	TO	Blk.	Pts.	Avg.	HI	
1994-95	10	340	48	126	.381	18	50	.360	28	38	.737	11	50	61	18	-	-	12	21	7	142	14.2	-
1995-96	4	142	30	62	.484	5	16	.313	11	12	.917	11	22	33	5	-	-	4	8	1	76	19.0	-
<b>TOT</b>	<b>14</b>	<b>482</b>	<b>78</b>	<b>188</b>	<b>.415</b>	<b>23</b>	<b>66</b>	<b>.348</b>	<b>39</b>	<b>50</b>	<b>.780</b>	<b>22</b>	<b>72</b>	<b>94</b>	<b>23</b>	<b>-</b>	<b>-</b>	<b>16</b>	<b>29</b>	<b>8</b>	<b>218</b>	<b>15.6</b>	<b>-</b>

**JOHN CELESTAND - 6-3, 175 - VILLANOVA**

MARCH 6, 1977

**REGULAR SEASON**

G	Min.	FG	FGA	Pct.	3FG	3FGA	PCT	FT	FTA	Pct.	Off.	Def.	Tot.	Ast.	PF	Dq.	StL.	TO	Blk.	Pts.	Avg.	HI	
1999-00	16	185	15	45	.333	2	9	.222	5	6	.833	1	10	11	20	22	0	7	16	0	37	2.3	8





# ALL-TIME ROSTER WITH STATISTICS

## WILT CHAMBERLAIN - 7-1, 275 - KANSAS

**JULY 21, 1936**

### REGULAR SEASON

G	Min.	FG	FGA	Pct.	3FG	3FGA	PCT	FT	FTA	Pct.	Off.	Def.	Tot.	Ast.	PF	Do.	StL.	TO	Blk.	Pts.	Avg.	HI
1968-69	81	3669	641	1099	.583	-	-	382	857	.446	-	-	1712	366	142	0	-	-	-	1664	20.5	-
1969-70	12	505	129	227	.568	-	-	70	157	.446	-	-	221	49	31	0	-	-	-	328	27.3	-
1970-71	82	3630	668	1226	.545	-	-	360	669	.538	-	-	1493	352	174	0	-	-	-	1696	20.0	-
1971-72	82	3469	496	764	.649	-	-	221	524	.422	-	-	1572	329	196	0	-	-	-	1213	14.8	-
1972-73	82	3542	426	586	.727	-	-	232	455	.510	-	-	1526	365	191	0	-	-	-	1084	13.2	-
<b>TOT</b>	<b>339</b>	<b>14815</b>	<b>2360</b>	<b>3902</b>	<b>.605</b>	-	-	<b>1265</b>	<b>2662</b>	<b>.475</b>	-	-	<b>6524</b>	<b>1461</b>	<b>734</b>	<b>0</b>	-	-	-	<b>5985</b>	<b>17.7</b>	-

### PLAYOFFS

G	Min.	FG	FGA	Pct.	3FG	3FGA	PCT	FT	FTA	Pct.	Off.	Def.	Tot.	Ast.	PF	Do.	StL.	TO	Blk.	Pts.	Avg.	HI
1968-69	18	832	96	176	.545	-	-	58	148	.392	-	-	444	46	-	-	-	-	-	250	13.9	-
1969-70	18	851	158	288	.549	-	-	82	202	.406	-	-	399	81	-	-	-	-	-	398	22.1	-
1970-71	12	554	85	187	.455	-	-	50	97	.515	-	-	242	53	-	-	-	-	-	220	18.3	-
1971-72	15	703	80	142	.563	-	-	60	122	.492	-	-	315	49	-	-	-	-	-	220	14.7	-
1972-73	17	801	64	116	.552	-	-	49	98	.500	-	-	383	60	-	-	-	-	-	177	10.4	-
<b>TOT</b>	<b>80</b>	<b>3741</b>	<b>483</b>	<b>909</b>	<b>.531</b>	-	-	<b>299</b>	<b>667</b>	<b>.448</b>	-	-	<b>1783</b>	<b>289</b>	-	-	-	-	-	<b>1265</b>	<b>15.8</b>	-

## JERRY CHAMBERS - 6-5, 185 - UTAH

**JULY 18, 1943**

### REGULAR SEASON

G	Min.	FG	FGA	Pct.	3FG	3FGA	PCT	FT	FTA	Pct.	Off.	Def.	Tot.	Ast.	PF	Do.	StL.	TO	Blk.	Pts.	Avg.	HI
1966-67	68	1015	224	496	.452	-	-	68	93	.731	-	-	208	44	143	0	-	-	-	516	7.6	-

### PLAYOFFS

G	Min.	FG	FGA	Pct.	3FG	3FGA	PCT	FT	FTA	Pct.	Off.	Def.	Tot.	Ast.	PF	Do.	StL.	TO	Blk.	Pts.	Avg.	HI
1966-67	3	44	12	23	.522	-	-	7	7	1.000	-	-	8	1	-	-	-	-	-	31	10.3	-

## DON CHANEY - 6-5, 210 - HOUSTON

**MARCH 22, 1946**

### REGULAR SEASON

G	Min.	FG	FGA	Pct.	3FG	3FGA	PCT	FT	FTA	Pct.	Off.	Def.	Tot.	Ast.	PF	Do.	StL.	TO	Blk.	Pts.	Avg.	HI
1976-77	81	2408	213	522	.408	-	-	70	94	.745	120	210	330	308	224	4	140	-	33	496	6.1	16
1977-78	9	133	13	36	.361	-	-	5	6	.833	4	7	11	17	14	0	8	11	3	31	3.4	11
<b>TOT</b>	<b>90</b>	<b>2541</b>	<b>226</b>	<b>558</b>	<b>.405</b>	-	-	<b>75</b>	<b>100</b>	<b>.750</b>	<b>124</b>	<b>217</b>	<b>341</b>	<b>325</b>	<b>238</b>	<b>4</b>	<b>148</b>	<b>11</b>	<b>36</b>	<b>527</b>	<b>5.9</b>	-

### PLAYOFFS

G	Min.	FG	FGA	Pct.	3FG	3FGA	PCT	FT	FTA	Pct.	Off.	Def.	Tot.	Ast.	PF	Do.	StL.	TO	Blk.	Pts.	Avg.	HI
1976-77	11	412	36	96	.375	-	-	16	22	.727	-	-	52	48	-	-	-	-	-	88	8.0	-

## JIM CHONES - 6-11, 220 - MARQUETTE

**NOVEMBER 30, 1949**

### REGULAR SEASON

G	Min.	FG	FGA	Pct.	3FG	3FGA	PCT	FT	FTA	Pct.	Off.	Def.	Tot.	Ast.	PF	Do.	StL.	TO	Blk.	Pts.	Avg.	HI	
1979-80	82	2394	372	760	.489	0	2	.000	125	169	.740	143	421	564	151	271	5	56	175	65	869	10.6	23
1980-81	82	2562	378	751	.503	0	4	.000	126	193	.653	180	477	657	153	324	4	39	159	96	882	10.8	23
<b>TOT</b>	<b>164</b>	<b>4956</b>	<b>750</b>	<b>1511</b>	<b>.496</b>	<b>0</b>	<b>6</b>	<b>.000</b>	<b>251</b>	<b>362</b>	<b>.693</b>	<b>323</b>	<b>898</b>	<b>1221</b>	<b>304</b>	<b>595</b>	<b>9</b>	<b>95</b>	<b>334</b>	<b>161</b>	<b>1751</b>	<b>10.7</b>	-

### PLAYOFFS

G	Min.	FG	FGA	Pct.	3FG	3FGA	PCT	FT	FTA	Pct.	Off.	Def.	Tot.	Ast.	PF	Do.	StL.	TO	Blk.	Pts.	Avg.	HI
1979-80	16	439	48	118	.407	-	-	23	34	.676	32	72	104	28	-	8	32	6	119	7.4	-	-
1980-81	3	67	10	17	.588	-	-	4	8	.500	6	11	17	1	-	-	1	3	4	24	8.0	-
<b>TOT</b>	<b>19</b>	<b>506</b>	<b>58</b>	<b>135</b>	<b>.430</b>	-	-	<b>27</b>	<b>42</b>	<b>.643</b>	<b>38</b>	<b>83</b>	<b>121</b>	<b>29</b>	-	<b>8</b>	<b>35</b>	<b>10</b>	<b>143</b>	<b>7.5</b>	-	-

## DOUG CHRISTIE - 6-6, 205 - PEPPERDINE

**MAY 9, 1970**

### REGULAR SEASON

G	Min.	FG	FGA	Pct.	3FG	3FGA	PCT	FT	FTA	Pct.	Off.	Def.	Tot.	Ast.	PF	Do.	StL.	TO	Blk.	Pts.	Avg.	HI	
1992-93	23	332	45	106	.425	2	12	.167	50	66	.758	24	27	51	53	53	0	22	50	5	142	6.2	37
1993-94	65	1515	244	562	.434	39	119	.328	145	208	.697	93	142	235	136	186	2	89	140	28	672	10.3	13
<b>TOT</b>	<b>88</b>	<b>1847</b>	<b>289</b>	<b>668</b>	<b>.433</b>	<b>41</b>	<b>131</b>	<b>.313</b>	<b>195</b>	<b>274</b>	<b>.712</b>	<b>117</b>	<b>169</b>	<b>286</b>	<b>189</b>	<b>239</b>	<b>2</b>	<b>111</b>	<b>190</b>	<b>33</b>	<b>814</b>	<b>9.3</b>	-

### PLAYOFFS

G	Min.	FG	FGA	Pct.	3FG	3FGA	PCT	FT	FTA	Pct.	Off.	Def.	Tot.	Ast.	PF	Do.	StL.	TO	Blk.	Pts.	Avg.	HI
1992-93	5	39	4	11	.364	1	3	.333	0	0	-	1	3	4	6	-	2	4	2	9	1.8	-

## ARCHIE CLARK - 6-2, 175 - MINNESOTA

**JULY 15, 1941**

### REGULAR SEASON

G	Min.	FG	FGA	Pct.	3FG	3FGA	PCT	FT	FTA	Pct.	Off.	Def.	Tot.	Ast.	PF	Do.	StL.	TO	Blk.	Pts.	Avg.	HI
1966-67	76	1763	331	732	.452	-	-	136	192	.708	-	-	218	205	193	1	-	-	-	798	10.5	-
1967-68	81	3039	628	1309	.480	-	-	356	481	.740	-	-	342	353	235	3	-	-	-	1612	19.9	-
<b>TOT</b>	<b>157</b>	<b>4802</b>	<b>959</b>	<b>2041</b>	<b>.470</b>	-	-	<b>492</b>	<b>673</b>	<b>.731</b>	-	-	<b>560</b>	<b>558</b>	<b>428</b>	<b>4</b>	-	-	-	<b>2410</b>	<b>15.4</b>	-

### PLAYOFFS

G	Min.	FG	FGA	Pct.	3FG	3FGA	PCT	FT	FTA	Pct.	Off.	Def.	Tot.	Ast.	PF	Do.	StL.	TO	Blk.	Pts.	Avg.	HI
1966-67	3	125	32	62	.516	-	-	13	17	.765	-	-	13	15	-	-	-	-	-	77	25.7	-
1967-68	15	528	88	206	.427	-	-	53	69	.768	-	-	47	60	-	-	-	-	-	229	15.3	-
<b>TOT</b>	<b>18</b>	<b>653</b>	<b>120</b>	<b>268</b>	<b>.448</b>	-	-	<b>66</b>	<b>86</b>	<b>.767</b>	-	-	<b>60</b>	<b>75</b>	-	-	-	-	-	<b>306</b>	<b>17.0</b>	-

## EARL CLARK - 6-10, 225 - LOUISVILLE

**JANUARY 17, 1988**

### REGULAR SEASON

G	Min.	FG	FGA	Pct.	3FG	3FGA	PCT	FT	FTA	Pct.	Off.	Def.	Tot.	Ast.	PF	Do.	StL.	TO	Blk.	Pts.	Avg.	HI	
2012-13	59	1363	170	386	.440	35	104	.337	53	76	.697	82	243	325	65	102	0	36	62	44	428	7.3	22

### PLAYOFFS

G	Min.	FG	FGA	Pct.	3FG	3FGA	PCT	FT	FTA	Pct.	Off.	Def.	Tot.	Ast.	PF	Do.	StL.	TO	Blk.	Pts.	Avg.	HI	
2012-13	4	82	7	19	.368	0	4	.000	0	0	-	2	10	12	1	4	0	1	6	1	14	3.5	-



# ALL-TIME ROSTER WITH STATISTICS


**JORDAN CLARKSON - 6-5, 185 - MISSOURI**
**JUNE 7, 1992**
**REGULAR SEASON**

G	Min.	FG	FGA	Pct.	3FG	3FGA	PCT	FT	FTA	Pct.	Off.	Def.	Tot.	Ast.	PF	Dq.	Stl.	TO	Blk.	Pts.	Avg.	HI	
2014-15	59	1476	267	596	.448	38	121	.314	131	158	.829	56	135	191	206	109	1	51	96	12	703	11.9	30

**JIM CLEAMONS - 6-3 1/2, 185 - OHIO STATE**
**SEPTEMBER 13, 1949**
**REGULAR SEASON**

G	Min.	FG	FGA	Pct.	3FG	3FGA	PCT	FT	FTA	Pct.	Off.	Def.	Tot.	Ast.	PF	Dq.	Stl.	TO	Blk.	Pts.	Avg.	HI
1971-72	38	201	35	100	.350	-	-	-	28	36	.778	-	-	39	35	21	0	-	-	98	2.6	-

**PLAYOFFS**

G	Min.	FG	FGA	Pct.	3FG	3FGA	PCT	FT	FTA	Pct.	Off.	Def.	Tot.	Ast.	PF	Dq.	Stl.	TO	Blk.	Pts.	Avg.	HI
1971-72	6	17	4	7	.571	-	-	0	0	-	-	-	4	4	-	-	-	-	-	8	1.3	-

**LESTER CONNER - 6-4, 185 - OREGON STATE**
**SEPTEMBER 17, 1959**
**REGULAR SEASON**

G	Min.	FG	FGA	Pct.	3FG	3FGA	PCT	FT	FTA	Pct.	Off.	Def.	Tot.	Ast.	PF	Dq.	Stl.	TO	Blk.	Pts.	Avg.	HI
1994-95	2	5	0	0	-	0	0	2	2	1.000	0	0	0	0	3	0	1	0	0	2	1.0	2

**BRIAN COOK - 6-9, 258 - ILLINOIS**
**DECEMBER 4, 1980**
**REGULAR SEASON**

G	Min.	FG	FGA	Pct.	3FG	3FGA	PCT	FT	FTA	Pct.	Off.	Def.	Tot.	Ast.	PF	Dq.	Stl.	TO	Blk.	Pts.	Avg.	HI	
2003-04	35	442	67	141	.475	0	5	.000	21	28	.750	31	70	101	20	64	0	16	17	16	155	4.4	16
2004-05	72	1087	176	422	.417	78	199	.392	28	37	.757	63	153	216	35	139	3	23	29	26	458	6.4	25
2005-06	81	1535	261	511	.511	36	84	.429	84	101	.832	88	186	274	74	205	3	37	61	32	642	7.9	28
2006-07	65	1018	185	408	.453	46	115	.400	34	47	.723	61	154	215	65	134	3	25	51	27	450	6.9	26
2007-08	6	70	4	21	.190	2	10	.200	4	4	1.000	4	6	10	3	6	0	2	4	0	14	2.3	10
<b>TOT</b>	<b>259</b>	<b>4152</b>	<b>693</b>	<b>1503</b>	<b>.461</b>	<b>162</b>	<b>413</b>	<b>.392</b>	<b>171</b>	<b>217</b>	<b>.788</b>	<b>247</b>	<b>569</b>	<b>816</b>	<b>197</b>	<b>548</b>	<b>9</b>	<b>103</b>	<b>162</b>	<b>101</b>	<b>1719</b>	<b>6.6</b>	<b>-</b>

**PLAYOFFS**

G	Min.	FG	FGA	Pct.	3FG	3FGA	PCT	FT	FTA	Pct.	Off.	Def.	Tot.	Ast.	PF	Dq.	Stl.	TO	Blk.	Pts.	Avg.	HI	
2003-04	13	45	5	15	.333	0	0	.000	2	2	1.000	3	9	12	1	-	-	1	3	0	12	0.9	-
2005-06	7	78	18	46	.391	4	11	.364	4	4	1.000	11	11	22	8	-	-	1	3	0	44	6.3	-
2006-07	5	51	6	18	.333	3	7	.429	3	3	1.000	2	4	6	0	-	0	2	1	18	3.6	-	
<b>TOT</b>	<b>25</b>	<b>174</b>	<b>29</b>	<b>79</b>	<b>.367</b>	<b>7</b>	<b>18</b>	<b>.389</b>	<b>9</b>	<b>9</b>	<b>1.000</b>	<b>16</b>	<b>24</b>	<b>40</b>	<b>9</b>	<b>-</b>	<b>2</b>	<b>8</b>	<b>1</b>	<b>74</b>	<b>3.0</b>	<b>-</b>	

**DUANE COOPER - 6-1, 185 - USC**
**JUNE 25, 1969**
**REGULAR SEASON**

G	Min.	FG	FGA	Pct.	3FG	3FGA	PCT	FT	FTA	Pct.	Off.	Def.	Tot.	Ast.	PF	Dq.	Stl.	TO	Blk.	Pts.	Avg.	HI	
1992-93	65	645	62	158	.392	7	30	.233	25	35	.714	13	37	50	150	66	0	18	69	2	156	2.4	9

**PLAYOFFS**

G	Min.	FG	FGA	Pct.	3FG	3FGA	PCT	FT	FTA	Pct.	Off.	Def.	Tot.	Ast.	PF	Dq.	Stl.	TO	Blk.	Pts.	Avg.	HI
1992-93	2	4	0	6	.000	0	3	-	2	0	-	2	0	2	1	-	-	0	0	0	0.0	-

**JOE COOPER - 6-10, 230 - COLORADO**
**JUNE 25, 1969**
**REGULAR SEASON**

G	Min.	FG	FGA	Pct.	3FG	3FGA	PCT	FT	FTA	Pct.	Off.	Def.	Tot.	Ast.	PF	Dq.	Stl.	TO	Blk.	Pts.	Avg.	HI	
1982-83	2	11	1	4	.250	0	0	-	0	0	-	2	0	2	0	3	0	1	3	1	2	1.0	2

**MICHAEL COOPER - 6-7, 170 - NEW MEXICO**
**APRIL 15, 1956**
**REGULAR SEASON**

G	Min.	FG	FGA	Pct.	3FG	3FGA	PCT	FT	FTA	Pct.	Off.	Def.	Tot.	Ast.	PF	Dq.	Stl.	TO	Blk.	Pts.	Avg.	HI	
1978-79	3	7	3	6	.500	-	-	-	0	0	-	0	0	0	1	0	1	1	0	6	2.0	4	
1979-80	82	1973	303	578	.524	5	20	.250	111	143	.776	101	128	229	221	215	3	86	142	38	722	8.8	20
1980-81	81	2625	321	654	.491	4	19	.211	117	149	.785	121	215	336	332	249	4	133	164	78	763	9.4	20
1981-82	76	2197	383	741	.517	2	17	.118	139	171	.813	84	185	269	230	216	1	120	151	61	907	11.9	31
1982-83	82	2148	266	497	.535	5	21	.238	102	130	.785	82	192	274	315	208	0	115	128	50	639	7.8	20
1983-84	82	2387	273	549	.497	38	123	.314	155	185	.838	53	209	262	482	267	3	113	148	67	739	9.0	20
1984-85	82	2189	276	593	.465	35	121	.285	115	133	.865	56	199	255	429	208	0	93	156	49	702	8.6	19
1985-86	82	2269	274	606	.452	63	163	.387	147	170	.865	44	200	244	466	238	2	89	151	43	758	9.2	20
1986-87	82	2253	322	736	.438	89	231	.385	126	148	.851	58	196	254	373	199	1	78	102	43	859	10.5	24
1987-88	61	1793	189	482	.392	57	178	.320	97	113	.858	50	178	228	289	136	1	66	101	26	532	8.7	21
1988-89	80	1943	213	494	.431	80	210	.381	81	93	.871	33	158	191	314	186	0	72	94	32	587	7.3	18
1989-90	80	1851	191	493	.387	50	157	.318	83	94	.883	59	168	227	215	206	1	67	91	36	515	6.4	16
<b>TOT</b>	<b>873</b>	<b>23635</b>	<b>3014</b>	<b>6429</b>	<b>.469</b>	<b>428</b>	<b>1260</b>	<b>.340</b>	<b>1273</b>	<b>1529</b>	<b>.833</b>	<b>741</b>	<b>2028</b>	<b>2769</b>	<b>3666</b>	<b>2329</b>	<b>16</b>	<b>1033</b>	<b>1429</b>	<b>523</b>	<b>7729</b>	<b>8.9</b>	<b>-</b>

**PLAYOFFS**

G	Min.	FG	FGA	Pct.	3FG	3FGA	PCT	FT	FTA	Pct.	Off.	Def.	Tot.	Ast.	PF	Dq.	Stl.	TO	Blk.	Pts.	Avg.	HI	
1979-80	16	464	57	140	.407	0	2	.000	31	36	.861	28	31	59	58	-	-	24	29	11	145	9.1	-
1980-81	3	102	11	20	.550	0	3	.000	10	14	.714	2	8	10	7	-	-	6	7	0	32	10.7	-
1981-82	14	383	70	124	.565	1	2	.500	25	34	.735	19	42	61	62	-	-	24	29	11	166	11.9	-
1982-83	15	453	53	114	.465	1	7	.143	34	41	.829	12	47	59	44	-	-	26	23	6	141	9.4	-
1983-84	21	723	88	191	.461	12	36	.333	50	62	.806	20	62	82	119	-	-	24	29	20	238	11.3	-
1984-85	19	501	71	126	.563	8	26	.308	48	52	.923	12	64	76	93	-	-	21	36	9	198	10.4	-
1985-86	14	421	54	115	.470	19	41	.463	9	11	.818	16	30	46	68	-	-	18	21	4	136	9.7	-
1986-87	18	522	77	159	.484	24	70	.486	46	54	.852	8	51	59	90	-	-	25	37	14	234	13.0	-
1987-88	24	588	54	131	.412	25	62	.403	20	27	.741	15	43	58	66	-	-	19	21	9	153	6.4	-
1988-89	15	414	37	89	.416	21	55	.382	20	24	.833	9	31	40	71	-	-	9	17	8	115	7.7	-
1989-90	9	173	10	35	.286	3	12	.250	0</														



# ALL-TIME ROSTER WITH STATISTICS

## MEL COUNTS - 7-0, 230 - OREGON STATE

OCTOBER 16, 1941

### REGULAR SEASON

G	Min.	FG	FGA	Pct.	3FG	3FGA	PCT	FT	FTA	Pct.	Off.	Def.	Tot.	Ast.	PF	Do.	StL.	TO	Blk.	Pts.	Avg.	HI
1966-67	31	517	112	252	.444	-	-	40	54	.741	-	-	189	22	102	4	-	-	-	264	8.5	-
1967-68	82	1739	384	808	.475	-	-	190	254	.748	-	-	732	139	309	6	-	-	-	958	11.7	-
1968-69	77	1866	390	867	.450	-	-	178	221	.805	-	-	600	109	223	6	-	-	-	958	12.4	-
1969-70	81	2193	434	1017	.427	-	-	156	201	.776	-	-	683	160	304	7	-	-	-	1024	12.6	-
1972-73	59	611	127	278	.457	-	-	39	58	.672	-	-	237	62	98	1	-	-	-	293	5.0	-
1973-74	45	499	61	167	.365	-	-	24	33	.727	56	90	146	54	85	2	20	-	23	146	3.2	16
TOT	334	7425	1442	3245	.444	-	-	603	788	.765	56	90	2447	494	1039	25	20	-	23	3509	10.5	-

### PLAYOFFS

G	Min.	FG	FGA	Pct.	3FG	3FGA	PCT	FT	FTA	Pct.	Off.	Def.	Tot.	Ast.	PF	Do.	StL.	TO	Blk.	Pts.	Avg.	HI
1966-67	3	29	5	19	.263	-	-	4	4	1.000	-	-	8	0	-	-	-	-	-	14	4.7	-
1967-68	15	306	54	101	.535	-	-	21	31	.677	-	-	133	24	-	-	-	-	-	129	8.6	-
1968-69	18	442	74	192	.385	-	-	54	71	.761	-	-	143	26	-	-	-	-	-	202	11.2	-
1969-70	14	212	37	88	.420	-	-	11	13	.846	-	-	74	16	-	-	-	-	-	85	6.1	-
1972-73	17	327	61	133	.459	-	-	32	41	.780	-	-	104	28	-	-	-	-	-	154	9.1	-
1973-74	4	34	6	12	.500	-	-	0	0	0.000	-	-	6	2	-	-	-	-	-	12	3.0	-
TOT	71	1350	237	545	.435	-	-	122	160	.763	-	-	468	96	-	-	-	-	-	596	8.4	-

## FREDDIE CRAWFORD - 6-4, 195 - ST. BONAVENTURE

DECEMBER 23, 1940

### REGULAR SEASON

G	Min.	FG	FGA	Pct.	3FG	3FGA	PCT	FT	FTA	Pct.	Off.	Def.	Tot.	Ast.	PF	Do.	StL.	TO	Blk.	Pts.	Avg.	HI
1967-68	38	756	159	330	.482	-	-	74	120	.617	-	-	112	95	104	1	-	-	-	392	10.3	-
1968-69	81	1690	211	454	.465	-	-	83	154	.539	-	-	215	154	224	1	-	-	-	505	6.2	-
TOT	119	2446	370	784	.472	-	-	157	274	.573	-	-	327	249	328	2	-	-	-	897	7.5	-

### PLAYOFFS

G	Min.	FG	FGA	Pct.	3FG	3FGA	PCT	FT	FTA	Pct.	Off.	Def.	Tot.	Ast.	PF	Do.	StL.	TO	Blk.	Pts.	Avg.	HI
1967-68	15	257	36	83	.434	-	-	19	35	.543	-	-	35	16	-	-	-	-	-	91	6.1	-
1968-69	5	20	2	4	.500	-	-	0	1	0.000	-	-	3	3	-	-	-	-	-	4	0.8	-
TOT	20	277	38	87	.437	-	-	19	36	.528	-	-	38	19	-	-	-	-	-	95	4.8	-

## JOE CRISPIN - 6-0, 185 - PENN STATE

JULY 18, 1979

### REGULAR SEASON

G	Min.	FG	FGA	Pct.	3FG	3FGA	PCT	FT	FTA	Pct.	Off.	Def.	Tot.	Ast.	PF	Do.	StL.	TO	Blk.	Pts.	Avg.	HI	
2001-02	6	27	3	12	.250	0	4	.000	4	5	8.00	0	1	1	2	2	0	1	1	0	10	1.7	5

## JAVARIS CRITTENTON - 6-5, 200 - GEORGIA TECH

DECEMBER 31, 1987

### REGULAR SEASON

G	Min.	FG	FGA	Pct.	3FG	3FGA	PCT	FT	FTA	Pct.	Off.	Def.	Tot.	Ast.	PF	Do.	StL.	TO	Blk.	Pts.	Avg.	HI	
2007-08	22	171	26	53	.491	1	3	.333	19	28	.679	7	14	21	18	12	0	7	22	0	72	3.3	19

## LLOYD DANIELS - 6-7, 205 - MT. SAN ANTONIO

SEPTEMBER 4, 1967

### REGULAR SEASON

G	Min.	FG	FGA	Pct.	3FG	3FGA	PCT	FT	FTA	Pct.	Off.	Def.	Tot.	Ast.	PF	Do.	StL.	TO	Blk.	Pts.	Avg.	HI	
1994-95	25	541	71	182	.390	23	86	.267	20	25	8.00	27	29	56	36	40	0	20	23	10	185	7.4	22

## ADRIAN DANTLEY - 6-5, 208 - NOTRE DAME

FEBRUARY 28, 1956

### REGULAR SEASON

G	Min.	FG	FGA	Pct.	3FG	3FGA	PCT	FT	FTA	Pct.	Off.	Def.	Tot.	Ast.	PF	Do.	StL.	TO	Blk.	Pts.	Avg.	HI
1977-78	56	1985	377	725	.520	-	-	334	417	.801	171	233	404	188	157	1	70	161	7	1088	19.4	37
1978-79	60	1775	374	733	.510	-	-	292	342	.854	131	211	342	138	162	0	63	155	12	1040	17.3	40
TOT	116	3760	751	1458	.515	-	-	626	759	.825	302	444	746	326	319	1	133	316	19	2128	18.3	-

### PLAYOFFS

G	Min.	FG	FGA	Pct.	3FG	3FGA	PCT	FT	FTA	Pct.	Off.	Def.	Tot.	Ast.	PF	Do.	StL.	TO	Blk.	Pts.	Avg.	HI	
1977-78	3	104	20	35	.571	-	-	11	17	.647	-	-	25	11	-	-	-	5	-	3	51	17.0	-
1978-79	8	236	50	89	.562	-	-	41	52	.788	-	-	33	11	-	-	6	-	1	141	17.6	-	
TOT	11	340	70	124	.565	-	-	52	69	.754	-	-	58	22	-	-	11	-	4	192	17.5	-	

## BRAD DAVIS - 6-3, 180 - MARYLAND

DECEMBER 17, 1955

### REGULAR SEASON

G	Min.	FG	FGA	Pct.	3FG	3FGA	PCT	FT	FTA	Pct.	Off.	Def.	Tot.	Ast.	PF	Do.	StL.	TO	Blk.	Pts.	Avg.	HI
1977-78	33	334	30	72	.417	-	-	22	29	.759	4	31	35	83	39	1	15	35	2	82	2.5	10
1978-79	5	65	8	11	.727	-	-	3	4	.750	0	1	1	9	10	0	2	6	0	19	3.8	9
TOT	38	340	38	83	.458	-	-	25	33	.758	4	32	36	91	49	1	17	41	2	101	2.7	-

## ED DAVIS - 6-10, 240 - NORTH CAROLINA

JUNE 5, 1989

### REGULAR SEASON

G	Min.	FG	FGA	Pct.	3FG	3FGA	PCT	FT	FTA	Pct.	Off.	Def.	Tot.	Ast.	PF	Do.	StL.	TO	Blk.	Pts.	Avg.	HI	
2014-15	79	1840	282	469	.601	0	0	---	92	189	487	230	370	600	94	202	4	49	58	98	656	8.3	20

## WALTER "CORKY" DEVLIN - 6-5, 195 - GEORGE WASHINGTON

DECEMBER 21, 1931

### REGULAR SEASON

G	Min.	FG	FGA	Pct.	3FG	3FGA	PCT	FT	FTA	Pct.	Off.	Def.	Tot.	Ast.	PF	Do.	StL.	TO	Blk.	Pts.	Avg.	HI
1957-58	70	1248	170	489	.348	-	-	133	172	.773	-	-	132	167	104	1	-	-	-	473	6.8	-






**ERNIE DIGREGORIO - 6-0, 180 - PROVIDENCE**
**JANUARY 15, 1951**
REGULAR SEASON

G	Min.	FG	FGA	Pct.	3FG	3FGA	PCT	FT	FTA	Pct.	Off.	Def.	Tot.	Ast.	PF	Dq.	Stl.	TO	Blk.	Prs.	Avg.	Hi
1977-78	25	332	41	100	410	-	-	16	20	.800	5	18	23	71	22	0	6	46	0	98	3.9	11

**VLADE DIVAC - 7-1, 260 - SERBIA**
**FEBRUARY 3, 1968**
REGULAR SEASON

G	Min.	FG	FGA	Pct.	3FG	3FGA	PCT	FT	FTA	Pct.	Off.	Def.	Tot.	Ast.	PF	Dq.	Stl.	TO	Blk.	Prs.	Avg.	Hi	
1989-90	82	1611	274	549	499	0	5	.000	153	216	.708	167	345	512	75	240	2	79	110	114	701	8.5	25
1990-91	82	2310	360	637	565	5	14	.357	196	279	.703	205	461	666	92	247	3	106	146	127	921	11.2	25
1991-92	36	979	157	317	495	5	19	.263	86	112	.768	87	160	247	60	114	3	55	88	35	405	11.3	32
1992-93	82	2525	397	819	485	21	75	.280	235	341	.689	220	509	729	232	311	7	128	214	140	1050	12.8	28
1993-94	79	2685	453	895	506	9	47	.191	208	303	.686	282	569	851	307	288	5	92	191	112	1123	14.2	33
1994-95	80	2807	485	957	507	10	53	.189	297	382	.777	261	568	829	329	305	8	109	205	174	1277	16.0	30
1995-96	79	2470	414	807	513	3	18	.167	189	295	.641	198	481	679	261	274	5	76	199	131	1020	12.9	29
2004-05	15	130	13	31	419	0	0	.000	8	12	.667	18	14	32	19	25	0	4	14	1	34	2.3	8
TOT	535	15517	2553	5012	509	53	231	.229	1372	1940	.707	1438	3107	4545	1375	1804	33	649	1167	834	6531	12.2	-

PLAYOFFS

G	Min.	FG	FGA	Pct.	3FG	3FGA	PCT	FT	FTA	Pct.	Off.	Def.	Tot.	Ast.	PF	Dq.	Stl.	TO	Blk.	Prs.	Avg.	Hi
1989-90	9	175	32	44	727	1	2	.500	17	19	.895	16	32	48	10	-	8	13	15	82	9.1	-
1990-91	19	609	97	172	564	1	6	.167	57	71	.803	49	78	127	21	-	27	41	41	252	13.3	-
1991-92	4	143	15	43	349	0	2	.000	9	10	.900	6	16	22	15	-	5	18	3	39	9.8	-
1992-93	5	167	37	74	500	4	9	.444	12	22	.545	17	30	47	28	-	6	11	12	90	18.0	-
1994-95	10	388	57	122	467	2	9	.222	40	62	.645	34	51	85	31	-	8	28	13	156	15.6	-
1995-96	4	115	15	35	429	1	5	.200	5	8	.625	11	19	30	8	-	0	8	5	36	9.0	-
TOT	51	1597	253	490	516	9	33	.273	140	192	.729	133	226	359	113	-	54	119	89	655	12.8	-

**LARRY DREW - 6-1 1/2, 175 - MISSOURI**
**APRIL 2, 1958**
REGULAR SEASON

G	Min.	FG	FGA	Pct.	3FG	3FGA	PCT	FT	FTA	Pct.	Off.	Def.	Tot.	Ast.	PF	Dq.	Stl.	TO	Blk.	Prs.	Avg.	Hi	
1989-90	80	1333	170	383	444	32	81	.395	46	60	.767	12	86	98	217	92	0	47	95	4	418	5.2	15
1990-91	48	496	54	125	432	14	33	.424	17	22	.773	5	29	34	118	40	0	15	49	1	139	2.9	11
TOT	128	1829	224	508	441	46	114	.404	63	82	.768	17	115	132	335	132	0	62	144	5	557	4.4	-

PLAYOFFS

G	Min.	FG	FGA	Pct.	3FG	3FGA	PCT	FT	FTA	Pct.	Off.	Def.	Tot.	Ast.	PF	Dq.	Stl.	TO	Blk.	Prs.	Avg.	Hi
1989-90	7	51	3	8	375	1	4	.250	5	6	.833	0	2	2	4	-	3	4	0	12	1.7	-
1990-91	18	116	14	33	424	3	11	.273	4	6	.667	0	8	8	21	-	0	9	0	35	1.9	-
TOT	25	167	17	41	415	4	15	.267	9	12	.750	0	10	10	25	-	3	13	0	47	1.9	-

**CHRIS DUHON - 6-1, 190 - DUKE**
**AUGUST 31, 1982**
REGULAR SEASON

G	Min.	FG	FGA	Pct.	3FG	3FGA	PCT	FT	FTA	Pct.	Off.	Def.	Tot.	Ast.	PF	Dq.	Stl.	TO	Blk.	Prs.	Avg.	Hi	
2012-13	46	820	47	123	382	33	91	.363	6	13	.462	11	57	68	133	56	0	20	40	1	133	2.9	14

PLAYOFFS

G	Min.	FG	FGA	Pct.	3FG	3FGA	PCT	FT	FTA	Pct.	Off.	Def.	Tot.	Ast.	PF	Dq.	Stl.	TO	Blk.	Prs.	Avg.	Hi	
2012-13	2	68	4	11	364	3	8	.375	0	0	-	1	2	3	7	4	0	2	5	1	11	5.5	-

**WALTER DUKES - 7-0, 220 - SETON HALL**
**JUNE 23, 1930**
REGULAR SEASON

G	Min.	FG	FGA	Pct.	3FG	3FGA	PCT	FT	FTA	Pct.	Off.	Def.	Tot.	Ast.	PF	Dq.	Stl.	TO	Blk.	Prs.	Avg.	Hi	
1956-57	71	1866	228	626	364	-	-	-	264	383	.689	-	-	794	54	273	10	-	-	-	720	10.1	-

PLAYOFFS

G	Min.	FG	FGA	Pct.	3FG	3FGA	PCT	FT	FTA	Pct.	Off.	Def.	Tot.	Ast.	PF	Dq.	Stl.	TO	Blk.	Prs.	Avg.	Hi
1956-57	5	177	24	57	421	-	-	-	20	27	.741	-	-	74	5	-	0	-	-	68	13.6	-

**JACK DWAN - 6-4, 200 - LOYOLA (CHICAGO)**
**MAY 3, 1921**
REGULAR SEASON

G	Min.	FG	FGA	Pct.	3FG	3FGA	PCT	FT	FTA	Pct.	Off.	Def.	Tot.	Ast.	PF	Dq.	Stl.	TO	Blk.	Prs.	Avg.	Hi	
1948-49	60	-	121	380	318	-	-	-	34	69	.493	-	-	-	129	157	-	-	-	-	276	4.6	-

PLAYOFFS

G	Min.	FG	FGA	Pct.	3FG	3FGA	PCT	FT	FTA	Pct.	Off.	Def.	Tot.	Ast.	PF	Dq.	Stl.	TO	Blk.	Prs.	Avg.	Hi	
1948-49	10	0	7	29	241	-	-	-	4	9	.444	-	-	-	9	22	-	-	-	-	18	1.8	-

**DEVIN EBANKS - 6-9, 215 - WEST VIRGINIA**
**OCTOBER 28, 1989**
REGULAR SEASON

G	Min.	FG	FGA	Pct.	3FG	3FGA	PCT	FT	FTA	Pct.	Off.	Def.	Tot.	Ast.	PF	Dq.	Stl.	TO	Blk.	Prs.	Avg.	Hi	
2010-11	20	118	21	51	412	2	5	.400	18	23	.783	15	12	27	2	7	0	4	6	5	62	3.1	9
2011-12	24	396	37	89	416	0	9	.000	23	35	.657	26	28	54	12	26	0	11	18	6	97	4.0	14
2012-13	19	197	24	73	329	6	22	.273	11	14	.786	10	31	41	10	23	0	3	11	1	65	3.4	15
TOT	63	710	82	213	385	8	36	.222	52	72	.722	51	71	122	24	56	0	18	35	12	224	3.6	-

PLAYOFFS

G	Min.	FG	FGA	Pct.	3FG	3FGA	PCT	FT	FTA	Pct.	Off.	Def.	Tot.	Ast.	PF	Dq.	Stl.	TO	Blk.	Prs.	Avg.	Hi	
2011-12	9	126	16	39	410	0	3	.000	5	8	.625	7	13	20	6	13	0	3	2	7	37	4.1	-





ALL-TIME ROSTER WITH STATISTICS

JAMES EDWARDS - 7-0 1/2, 255 - WASHINGTON

NOVEMBER 22, 1955

REGULAR SEASON

Table with 15 columns (G, Min., FG, FGA, Pct., 3FG, 3FGA, PCT, FT, FTA, Pct., Off., Def., Tot., Ast., PF, Do., StL., TO, Blk., Pts., Avg., HI) and rows for seasons 1977-78, 1992-93, 1993-94, and a TOT row.

PLAYOFFS

Table with 15 columns (G, Min., FG, FGA, Pct., 3FG, 3FGA, PCT, FT, FTA, Pct., Off., Def., Tot., Ast., PF, Do., StL., TO, Blk., Pts., Avg., HI) and a row for season 1992-93.

JOHN EGAN - 6-0, 180 - PROVIDENCE

JANUARY 31, 1939

REGULAR SEASON

Table with 15 columns (G, Min., FG, FGA, Pct., 3FG, 3FGA, PCT, FT, FTA, Pct., Off., Def., Tot., Ast., PF, Do., StL., TO, Blk., Pts., Avg., HI) and rows for seasons 1968-69, 1969-70, and a TOT row.

PLAYOFFS

Table with 15 columns (G, Min., FG, FGA, Pct., 3FG, 3FGA, PCT, FT, FTA, Pct., Off., Def., Tot., Ast., PF, Do., StL., TO, Blk., Pts., Avg., HI) and rows for seasons 1968-69, 1969-70, and a TOT row.

RAY ELLEFSON - 6-8, 230 - WEST TEXAS A&M

MAY 3, 1921

REGULAR SEASON

Table with 15 columns (G, Min., FG, FGA, Pct., 3FG, 3FGA, PCT, FT, FTA, Pct., Off., Def., Tot., Ast., PF, Do., StL., TO, Blk., Pts., Avg., HI) and a row for season 1948-49.

WAYNE ELLINGTON - 6-4, 200 - NORTH CAROLINA

NOVEMBER 29, 1987

REGULAR SEASON

Table with 15 columns (G, Min., FG, FGA, Pct., 3FG, 3FGA, PCT, FT, FTA, Pct., Off., Def., Tot., Ast., PF, Do., StL., TO, Blk., Pts., Avg., HI) and a row for season 2014-15.

ALEXANDER "BOO" ELLIS - 6-5, 185 - NIAGARA

FEBRUARY 11, 1936

REGULAR SEASON

Table with 15 columns (G, Min., FG, FGA, Pct., 3FG, 3FGA, PCT, FT, FTA, Pct., Off., Def., Tot., Ast., PF, Do., StL., TO, Blk., Pts., Avg., HI) and rows for seasons 1958-59, 1959-60, and a TOT row.

PLAYOFFS

Table with 15 columns (G, Min., FG, FGA, Pct., 3FG, 3FGA, PCT, FT, FTA, Pct., Off., Def., Tot., Ast., PF, Do., StL., TO, Blk., Pts., Avg., HI) and rows for seasons 1958-59, 1959-60, and a TOT row.

LEROY ELLIS - 6-11, 210 - ST. JOHN'S

MARCH 10, 1940

REGULAR SEASON

Table with 15 columns (G, Min., FG, FGA, Pct., 3FG, 3FGA, PCT, FT, FTA, Pct., Off., Def., Tot., Ast., PF, Do., StL., TO, Blk., Pts., Avg., HI) and rows for seasons 1962-63, 1963-64, 1964-65, 1965-66, 1966-67, 1971-72, 1972-73, and a TOT row.

PLAYOFFS

Table with 15 columns (G, Min., FG, FGA, Pct., 3FG, 3FGA, PCT, FT, FTA, Pct., Off., Def., Tot., Ast., PF, Do., StL., TO, Blk., Pts., Avg., HI) and rows for seasons 1962-63, 1963-64, 1964-65, 1965-66, 1971-72, and a TOT row.

BO ERIAS - 6-3, 220 - NIAGARA

JULY 30, 1932

REGULAR SEASON

Table with 15 columns (G, Min., FG, FGA, Pct., 3FG, 3FGA, PCT, FT, FTA, Pct., Off., Def., Tot., Ast., PF, Do., StL., TO, Blk., Pts., Avg., HI) and a row for season 1957-58.



# ALL-TIME ROSTER WITH STATISTICS



## **KEITH ERICKSON - 6-5, 195 - UCLA**

**APRIL 19, 1944**

### **REGULAR SEASON**

G	Min.	FG	FGA	Pct.	3FG	3FGA	PCT	FT	FTA	Pct.	Off.	Def.	Tot.	Ast.	PF	Dq.	Stl.	TO	Blk.	Pts.	Avg.	Hi
1968-69	77	1974	264	629	.420	-	-	-	120	175	.688	-	-	308	194	222	6	-	-	648	8.4	-
1969-70	68	1755	258	563	.458	-	-	-	91	122	.746	-	-	304	209	175	3	-	-	607	8.9	-
1970-71	73	2272	369	783	.471	-	-	-	85	112	.759	-	-	404	223	241	4	-	-	823	11.3	-
1971-72	15	262	40	83	.482	-	-	-	6	7	.857	-	-	39	35	26	0	-	-	86	5.7	-
1972-73	76	1920	299	696	.460	-	-	-	89	110	.809	-	-	337	242	190	3	-	-	687	9.0	-
TOT	309	8183	1230	2754	.447	-	-	-	391	526	.743	-	-	1392	903	854	16	-	-	2851	9.2	-

### **PLAYOFFS**

G	Min.	FG	FGA	Pct.	3FG	3FGA	PCT	FT	FTA	Pct.	Off.	Def.	Tot.	Ast.	PF	Dq.	Stl.	TO	Blk.	Pts.	Avg.	Hi
1968-69	18	446	56	142	.394	-	-	-	15	25	.600	-	-	86	40	-	-	-	-	127	7.1	-
1969-70	17	553	71	153	.464	-	-	-	27	35	.771	-	-	77	74	-	-	-	-	169	9.9	-
1970-71	8	313	54	99	.545	-	-	-	17	22	.773	-	-	45	22	-	-	-	-	125	15.6	-
1972-73	17	404	66	147	.449	-	-	-	15	22	.682	-	-	59	30	-	-	-	-	147	8.6	-
TOT	60	1716	247	541	.457	-	-	-	74	104	.712	-	-	267	166	-	-	-	-	568	9.5	-

## **MAURICE EVANS - 6-5, 220 - TEXAS**

**NOVEMBER 8, 1978**

### **REGULAR SEASON**

G	Min.	FG	FGA	Pct.	3FG	3FGA	PCT	FT	FTA	Pct.	Off.	Def.	Tot.	Ast.	PF	Dq.	Stl.	TO	Blk.	Pts.	Avg.	Hi	
2006-07	76	1732	234	542	.432	48	133	.361	122	155	.787	93	128	221	74	126	0	38	57	14	638	8.4	26
2007-08	7	96	9	28	.321	1	7	.143	13	15	.800	4	5	9	12	10	0	5	0	1	31	4.4	8
TOT	83	1828	243	570	.426	49	140	.350	134	170	.788	97	133	230	86	136	0	43	57	15	669	8.1	-

### **PLAYOFFS**

G	Min.	FG	FGA	Pct.	3FG	3FGA	PCT	FT	FTA	Pct.	Off.	Def.	Tot.	Ast.	PF	Dq.	Stl.	TO	Blk.	Pts.	Avg.	Hi	
2006-07	5	82	10	26	.385	5	13	.385	0	0	-	3	5	8	3	-	-	2	0	0	25	5.0	-

## **CHRISTIAN EYENGA - 6-5, 210 - DEMOCRATIC REPUBLIC OF THE CONGO**

**JUNE 22, 1989**

### **REGULAR SEASON**

G	Min.	FG	FGA	Pct.	3FG	3FGA	PCT	FT	FTA	Pct.	Off.	Def.	Tot.	Ast.	PF	Dq.	Stl.	TO	Blk.	Pts.	Avg.	Hi	
2011-12	1	19	3	6	.500	0	1	.000	2	2	1.000	1	1	2	1	0	0	0	1	1	8	8.0	8

### **PLAYOFFS**

G	Min.	FG	FGA	Pct.	3FG	3FGA	PCT	FT	FTA	Pct.	Off.	Def.	Tot.	Ast.	PF	Dq.	Stl.	TO	Blk.	Pts.	Avg.	Hi	
2011-12	3	9	2	3	.667	0	0	-	0	1	.000	1	1	2	1	3	0	1	1	1	4	1.3	-

## **JOHN FAIRCCHILD - 6-7 1/2, 205 - BRIGHAM YOUNG**

**APRIL 28, 1943**

### **REGULAR SEASON**

G	Min.	FG	FGA	Pct.	3FG	3FGA	PCT	FT	FTA	Pct.	Off.	Def.	Tot.	Ast.	PF	Dq.	Stl.	TO	Blk.	Pts.	Avg.	Hi
1965-66	30	171	23	89	.258	-	-	-	14	20	.700	-	-	45	11	33	0	-	-	60	2.0	-

## **JORDAN FARMAR - 6-2, 180 - UCLA**

**NOVEMBER 30, 1986**

### **REGULAR SEASON**

G	Min.	FG	FGA	Pct.	3FG	3FGA	PCT	FT	FTA	Pct.	Off.	Def.	Tot.	Ast.	PF	Dq.	Stl.	TO	Blk.	Pts.	Avg.	Hi	
2006-07	72	1090	124	294	.422	45	137	.328	27	38	.711	22	97	119	137	77	0	44	73	7	320	4.4	17
2007-08	82	1690	291	631	.461	114	307	.371	53	78	.679	39	144	183	225	105	0	77	108	5	749	9.1	24
2008-09	65	1192	161	412	.391	49	146	.336	45	77	.584	22	95	117	155	105	0	57	87	10	416	6.4	18
2009-10	82	1474	224	515	.435	86	229	.376	57	85	.671	14	117	131	127	109	0	52	72	11	591	7.2	24
2013-14	41	912	151	364	.415	70	160	.438	44	59	.746	20	84	104	199	65	0	38	95	8	416	10.1	30
TOT	342	6358	951	2216	.429	364	979	.372	226	337	.671	117	537	654	843	461	0	268	435	41	2492	7.3	-

### **PLAYOFFS**

G	Min.	FG	FGA	Pct.	3FG	3FGA	PCT	FT	FTA	Pct.	Off.	Def.	Tot.	Ast.	PF	Dq.	Stl.	TO	Blk.	Pts.	Avg.	Hi	
2006-07	5	114	12	28	.429	2	10	.200	6	7	.857	1	13	14	8	-	-	6	5	1	32	6.4	-
2007-08	21	360	44	115	.383	17	44	.386	14	16	.875	7	26	33	27	-	-	7	17	4	119	5.7	-
2008-09	20	260	34	87	.391	12	39	.308	14	19	.737	5	23	28	33	-	-	9	18	3	94	4.7	-
2009-10	23	301	38	94	.404	20	50	.400	9	13	.692	1	26	27	32	-	-	17	20	0	105	4.6	-
TOT	69	1036	128	324	.395	51	143	.356	43	55	.782	14	88	102	100	-	-	39	60	8	350	5.1	-

## **RON FEIEREISEL - 6-3, 185 - DePAUL**

**AUGUST 6, 1931**

### **REGULAR SEASON**

G	Min.	FG	FGA	Pct.	3FG	3FGA	PCT	FT	FTA	Pct.	Off.	Def.	Tot.	Ast.	PF	Dq.	Stl.	TO	Blk.	Pts.	Avg.	Hi
1955-56	10	59	8	28	.286	-	-	-	14	16	.875	-	-	6	6	9	0	-	-	30	3.0	-

## **RAY FELIX - 6-11, 220 - LONG ISLAND**

**DECEMBER 10, 1930**

### **REGULAR SEASON**

G	Min.	FG	FGA	Pct.	3FG	3FGA	PCT	FT	FTA	Pct.	Off.	Def.	Tot.	Ast.	PF	Dq.	Stl.	TO	Blk.	Pts.	Avg.	Hi
1959-60	31	696	105	261	.402	-	-	-	51	79	.646	-	-	258	29	133	-	-	-	261	8.4	-
1960-61	78	1510	189	508	.372	-	-	-	135	193	.699	-	-	539	37	302	12	-	-	513	6.6	-
1961-62	80	1478	171	398	.430	-	-	-	90	130	.692	-	-	473	55	266	6	-	-	432	5.4	-
TOT	189	3684	465	1167	.398	-	-	-	276	402	.687	-	-	1270	121	701	18	-	-	1206	6.4	-

### **PLAYOFFS**

G	Min.	FG	FGA	Pct.	3FG	3FGA	PCT	FT	FTA	Pct.	Off.	Def.	Tot.	Ast.	PF	Dq.	Stl.	TO	Blk.	Pts.	Avg.	Hi
1959-60	8	147	17	41	.415	-	-	-	18	25	.720	-	-	53	9	-	-	-	-	52	6.5	-
1960-61	12	339	46	109	.422	-	-	-	30	39	.769	-	-	125	10	-	-	-	-	122	10.2	-
1961-62	13	242	29	59	.492	-	-	-	26	38	.684	-	-	77	7	-	-	-	-	84	6.5	-
TOT	33	728	92	209	.440	-	-	-	74	102	.725	-	-	255	26	-	-	-	-	258	7.8	-





# ALL-TIME ROSTER WITH STATISTICS

## ARNIE FERRIN - 6-4, 180 - UTAH

JULY 29, 1925

### REGULAR SEASON

G	Mn.	FG	FGA	Pct.	3FG	3FGA	PCT	FT	FTA	Pct.	Off.	Def.	Tot.	Ast.	PF	Do.	StL.	TO	Blk.	Pts.	Avg.	HI
1948-49	47	-	130	378	.344	-	-	85	128	.664	-	-	-	76	142	-	-	-	-	345	7.3	-
1949-50	63	-	132	396	.333	-	-	76	109	.697	-	-	-	95	147	-	-	-	-	340	5.4	-
1950-51	68	-	119	373	.319	-	-	114	164	.695	-	-	271	107	220	8	-	-	-	352	5.2	-
<b>TOT</b>	<b>178</b>	<b>-</b>	<b>381</b>	<b>1147</b>	<b>.332</b>	<b>-</b>	<b>-</b>	<b>275</b>	<b>401</b>	<b>.686</b>	<b>-</b>	<b>-</b>	<b>271</b>	<b>278</b>	<b>509</b>	<b>8</b>	<b>-</b>	<b>-</b>	<b>-</b>	<b>1037</b>	<b>4.0</b>	<b>-</b>

### PLAYOFFS

G	Mn.	FG	FGA	Pct.	3FG	3FGA	PCT	FT	FTA	Pct.	Off.	Def.	Tot.	Ast.	PF	Do.	StL.	TO	Blk.	Pts.	Avg.	HI
1948-49	10	-	26	77	.338	-	-	30	45	.667	-	-	-	21	-	-	-	-	-	82	8.2	-
1949-50	12	-	33	97	.340	-	-	16	29	.552	-	-	-	30	-	-	-	-	-	82	6.8	-
1950-51	7	-	12	36	.333	-	-	17	18	.944	-	-	33	16	-	-	-	-	-	41	5.9	-
<b>TOT</b>	<b>29</b>	<b>-</b>	<b>71</b>	<b>210</b>	<b>.338</b>	<b>-</b>	<b>-</b>	<b>63</b>	<b>92</b>	<b>.685</b>	<b>-</b>	<b>-</b>	<b>67</b>	<b>67</b>	<b>-</b>	<b>-</b>	<b>-</b>	<b>-</b>	<b>-</b>	<b>205</b>	<b>7.1</b>	<b>-</b>

## HENRY FINKEL - 7-0, 240 - DAYTON

APRIL 20, 1942

### REGULAR SEASON

G	Mn.	FG	FGA	Pct.	3FG	3FGA	PCT	FT	FTA	Pct.	Off.	Def.	Tot.	Ast.	PF	Do.	StL.	TO	Blk.	Pts.	Avg.	HI
1966-67	27	141	17	47	.362	-	-	7	12	.583	-	-	64	5	39	1	-	-	-	41	1.5	-

## DEREK FISHER - 6-1, 210 - ARKANSAS-LITTLE ROCK

AUGUST 9, 1974

### REGULAR SEASON

G	Mn.	FG	FGA	Pct.	3FG	3FGA	PCT	FT	FTA	Pct.	Off.	Def.	Tot.	Ast.	PF	Do.	StL.	TO	Blk.	Pts.	Avg.	HI	
1996-97	80	921	104	262	.397	22	73	.301	79	120	.658	25	72	97	119	87	0	41	71	5	309	3.9	21
1997-98	82	1760	164	378	.434	31	81	.383	115	152	.757	38	155	193	333	126	1	75	119	5	474	5.8	21
1998-99	50	1131	99	263	.376	38	97	.392	60	79	.759	21	70	91	197	95	0	61	77	1	296	5.9	20
1999-00	78	1803	167	483	.346	52	166	.313	105	145	.724	22	121	143	216	150	1	80	75	3	491	6.3	20
2000-01	20	709	77	187	.412	25	63	.397	50	62	.806	5	54	59	87	50	0	39	29	2	229	11.5	26
2001-02	20	1974	274	666	.411	144	349	.413	94	111	.847	15	131	146	181	121	0	66	62	9	786	11.2	28
2002-03	82	2829	339	775	.437	85	212	.401	100	125	.800	40	199	239	298	195	4	93	94	15	863	10.5	24
2003-04	82	1769	203	576	.352	52	179	.291	122	153	.797	30	122	152	187	115	0	103	79	4	580	7.1	18
2007-08	82	2429	339	777	.436	112	276	.406	166	188	.883	24	146	170	239	188	0	86	90	3	956	11.7	28
2008-09	82	2441	292	688	.424	120	302	.397	110	130	.846	25	163	188	261	187	0	95	72	6	814	9.9	27
2009-10	82	2227	212	558	.380	78	224	.348	113	132	.856	25	145	170	201	202	1	90	78	9	615	7.5	15
2010-11	82	2297	206	529	.389	63	159	.396	83	103	.806	14	138	152	224	192	0	99	70	8	558	6.8	19
2011-12	43	1101	92	240	.383	24	74	.324	44	53	.830	10	82	92	142	85	1	40	58	3	252	5.9	15
<b>TOT</b>	<b>915</b>	<b>23211</b>	<b>2568</b>	<b>6382</b>	<b>.402</b>	<b>846</b>	<b>2255</b>	<b>.375</b>	<b>1241</b>	<b>1553</b>	<b>.799</b>	<b>294</b>	<b>1598</b>	<b>1892</b>	<b>2685</b>	<b>1793</b>	<b>8</b>	<b>968</b>	<b>974</b>	<b>73</b>	<b>7223</b>	<b>7.9</b>	<b>-</b>

### PLAYOFFS

G	Mn.	FG	FGA	Pct.	3FG	3FGA	PCT	FT	FTA	Pct.	Off.	Def.	Tot.	Ast.	PF	Do.	StL.	TO	Blk.	Pts.	Avg.	HI	
1996-97	6	34	3	11	.273	0	5	.000	2	3	.667	0	3	3	6	-	-	1	6	0	8	1.3	-
1997-98	8	278	27	68	.397	6	20	.300	18	29	.621	2	23	25	49	-	-	17	15	0	78	6.0	-
1998-99	8	238	28	67	.418	10	29	.345	12	15	.800	6	23	29	39	-	-	8	11	0	78	9.8	-
1999-00	21	322	34	79	.430	12	29	.414	19	25	.760	4	18	22	41	-	-	11	9	1	99	4.7	-
2000-01	16	576	77	159	.484	35	68	.515	26	34	.765	5	56	61	48	-	-	21	12	1	215	13.4	-
2001-02	19	649	60	168	.357	29	81	.358	44	56	.786	10	52	62	52	-	-	19	20	1	193	10.2	-
2002-03	12	424	53	102	.520	29	47	.617	18	22	.818	5	31	36	22	-	-	18	18	1	153	12.8	-
2003-04	22	506	60	148	.405	23	55	.418	23	35	.657	10	46	56	49	-	-	18	19	0	166	7.5	-
2007-08	21	663	66	146	.452	22	50	.440	61	73	.836	2	45	47	52	-	-	43	20	3	215	10.2	-
2008-09	22	635	63	160	.394	19	67	.284	31	36	.861	7	38	45	49	-	-	21	24	1	176	8.0	-
2009-10	23	754	82	183	.448	27	75	.360	46	56	.821	9	49	58	64	-	-	28	36	1	237	10.3	-
2010-11	10	325	29	67	.433	7	17	.412	17	21	.810	1	26	27	36	-	-	14	8	2	82	8.2	-
<b>TOT</b>	<b>193</b>	<b>5404</b>	<b>582</b>	<b>1358</b>	<b>.429</b>	<b>219</b>	<b>543</b>	<b>.403</b>	<b>317</b>	<b>405</b>	<b>.783</b>	<b>61</b>	<b>410</b>	<b>471</b>	<b>507</b>	<b>-</b>	<b>-</b>	<b>219</b>	<b>198</b>	<b>11</b>	<b>1700</b>	<b>8.8</b>	<b>-</b>

## ED FLEMING - 6-3, 190 - NIAGARA

JULY 25, 1933

### REGULAR SEASON

G	Mn.	FG	FGA	Pct.	3FG	3FGA	PCT	FT	FTA	Pct.	Off.	Def.	Tot.	Ast.	PF	Do.	StL.	TO	Blk.	Pts.	Avg.	HI
1957-58	72	1686	226	655	.345	-	-	181	255	.710	-	-	492	139	222	5	-	-	-	633	8.8	-
1958-59	71	1132	162	419	.387	-	-	137	190	.721	-	-	281	89	148	1	-	-	-	461	6.5	-
1959-60	27	413	59	141	.418	-	-	53	69	.768	-	-	87	38	46	0	-	-	-	171	6.3	-
<b>TOT</b>	<b>170</b>	<b>3231</b>	<b>447</b>	<b>1215</b>	<b>.368</b>	<b>-</b>	<b>-</b>	<b>371</b>	<b>514</b>	<b>.722</b>	<b>-</b>	<b>-</b>	<b>860</b>	<b>266</b>	<b>416</b>	<b>6</b>	<b>-</b>	<b>-</b>	<b>-</b>	<b>1265</b>	<b>7.4</b>	<b>-</b>

### PLAYOFFS

G	Mn.	FG	FGA	Pct.	3FG	3FGA	PCT	FT	FTA	Pct.	Off.	Def.	Tot.	Ast.	PF	Do.	StL.	TO	Blk.	Pts.	Avg.	HI
1958-59	13	178	27	77	.351	-	-	22	25	.880	-	-	39	18	-	-	-	-	-	76	5.8	-

## DON FORD - 6-8 1/2, 215 - CAL-SANTA BARBARA

DECEMBER 31, 1952

### REGULAR SEASON

G	Mn.	FG	FGA	Pct.	3FG	3FGA	PCT	FT	FTA	Pct.	Off.	Def.	Tot.	Ast.	PF	Do.	StL.	TO	Blk.	Pts.	Avg.	HI	
1975-76	76	1838	311	710	.438	-	-	104	139	.748	118	215	333	111	186	3	50	-	-	14	726	9.6	25
1976-77	82	1782	262	570	.460	-	-	73	102	.716	105	248	353	133	170	0	60	-	-	21	597	7.3	19
1977-78	79	1945	272	576	.472	-	-	68	90	.756	106	247	353	142	210	1	68	88	46	612	7.7	22	
1978-79	79	1540	228	450	.507	-	-	72	89	.809	83	185	268	101	177	2	51	93	25	528	6.7	22	
1979-80	52	580	66	130	.508	0	1																

# ALL-TIME ROSTER WITH STATISTICS



## DONALD FORMAN - 6-1, 175 - NEW YORK UNIVERSITY

JANUARY 17, 1926

### REGULAR SEASON

G	Min.	FG	FGA	Pct.	3FG	3FGA	PCT	FT	FTA	Pct.	Off.	Def.	Tot.	Ast.	PF	Dq.	Stl.	TO	Blk.	Pts.	Avg.	Hi
1948-49	44	-	68	231	294	-	-	43	67	.642	-	-	-	74	94	-	-	-	-	179	4.1	-

### PLAYOFFS

G	Min.	FG	FGA	Pct.	3FG	3FGA	PCT	FT	FTA	Pct.	Off.	Def.	Tot.	Ast.	PF	Dq.	Stl.	TO	Blk.	Pts.	Avg.	Hi
1948-49	9	-	3	20	150	-	-	7	11	.636	-	-	-	7	-	-	-	-	-	13	1.4	-

## GREG FOSTER - 6-11, 250 - TEXAS-EL PASO

OCTOBER 3, 1968

### REGULAR SEASON

G	Min.	FG	FGA	Pct.	3FG	3FGA	PCT	FT	FTA	Pct.	Off.	Def.	Tot.	Ast.	PF	Dq.	Stl.	TO	Blk.	Pts.	Avg.	Hi	
2000-01	62	451	56	133	421	3	-	333	10	14	.714	29	83	112	32	76	0	9	25	12	125	2.0	13

### PLAYOFFS

G	Min.	FG	FGA	Pct.	3FG	3FGA	PCT	FT	FTA	Pct.	Off.	Def.	Tot.	Ast.	PF	Dq.	Stl.	TO	Blk.	Pts.	Avg.	Hi	
2000-01	1	3	0	0	-	-	-	0	0	-	0	1	1	0	-	-	0	0	0	0	0	0	0

## LARRY FOUST - 6-9, 250 - LA SALLE

JUNE 24, 1928

### REGULAR SEASON

G	Min.	FG	FGA	Pct.	3FG	3FGA	PCT	FT	FTA	Pct.	Off.	Def.	Tot.	Ast.	PF	Dq.	Stl.	TO	Blk.	Pts.	Avg.	Hi	
1957-58	72	2200	391	982	398	-	-	-	428	566	.756	-	-	876	108	299	11	-	-	-	1210	16.8	-
1958-59	72	1933	301	771	390	-	-	-	280	366	.765	-	-	627	91	233	5	-	-	-	882	12.3	-
1959-60*	72	1964	312	766	407	-	-	-	253	320	.791	-	-	621	96	241	7	-	-	-	877	12.2	-
<b>TOT</b>	<b>216</b>	<b>6097</b>	<b>1004</b>	<b>2519</b>	<b>399</b>	<b>-</b>	<b>-</b>	<b>961</b>	<b>1252</b>	<b>.768</b>	<b>-</b>	<b>-</b>	<b>2124</b>	<b>295</b>	<b>773</b>	<b>23</b>	<b>-</b>	<b>-</b>	<b>-</b>	<b>2969</b>	<b>13.7</b>	<b>-</b>	

### PLAYOFFS

G	Min.	FG	FGA	Pct.	3FG	3FGA	PCT	FT	FTA	Pct.	Off.	Def.	Tot.	Ast.	PF	Dq.	Stl.	TO	Blk.	Pts.	Avg.	Hi
1958-59	13	404	56	134	418	-	-	41	50	.820	-	-	136	12	-	-	-	-	-	153	11.8	-

## RICK FOX - 6-7, 235 - NORTH CAROLINA

JULY 24, 1969

### REGULAR SEASON

G	Min.	FG	FGA	Pct.	3FG	3FGA	PCT	FT	FTA	Pct.	Off.	Def.	Tot.	Ast.	PF	Dq.	Stl.	TO	Blk.	Pts.	Avg.	Hi	
1997-98	82	2709	363	771	471	86	265	.325	171	230	.743	78	280	358	276	309	4	100	201	48	983	12.0	31
1998-99	44	944	148	330	448	32	95	.337	66	89	.742	26	63	89	89	114	1	28	56	10	394	9.0	24
1999-00	82	1473	206	498	414	59	181	.326	63	78	.808	63	135	198	138	203	1	52	87	26	534	6.5	20
2000-01	82	2291	287	646	444	118	300	.393	95	122	.779	80	245	325	262	225	1	70	136	29	787	9.6	22
2001-02	82	2289	255	605	421	65	208	.313	70	85	.824	90	299	389	283	244	2	67	132	21	645	7.9	18
2002-03	76	2181	262	621	422	105	280	.375	52	69	.754	64	259	323	253	215	4	69	121	14	681	9.0	23
2003-04	38	846	73	186	392	15	61	.246	22	30	.733	29	73	102	98	99	2	29	48	4	183	4.8	11
<b>TOT</b>	<b>486</b>	<b>12733</b>	<b>1594</b>	<b>3657</b>	<b>436</b>	<b>480</b>	<b>1390</b>	<b>.345</b>	<b>539</b>	<b>703</b>	<b>.767</b>	<b>430</b>	<b>1354</b>	<b>1784</b>	<b>1399</b>	<b>1409</b>	<b>15</b>	<b>415</b>	<b>781</b>	<b>152</b>	<b>4207</b>	<b>8.7</b>	<b>-</b>

### PLAYOFFS

G	Min.	FG	FGA	Pct.	3FG	3FGA	PCT	FT	FTA	Pct.	Off.	Def.	Tot.	Ast.	PF	Dq.	Stl.	TO	Blk.	Pts.	Avg.	Hi	
1997-98	13	428	51	114	447	21	53	.396	19	23	.826	18	40	58	51	-	-	11	21	3	142	10.9	-
1998-99	8	181	24	60	400	4	21	.190	1	1	1.000	9	13	22	12	-	-	4	14	5	53	6.6	-
1999-00	23	331	33	73	452	18	39	.462	16	21	.762	11	27	38	28	-	-	9	16	0	100	4.3	-
2000-01	16	573	58	129	450	18	57	.316	26	30	.867	13	66	79	57	-	-	31	36	7	160	10.0	-
2001-02	19	652	67	139	482	15	43	.349	37	49	.755	24	78	102	64	-	-	21	45	6	186	9.8	-
2002-03	4	79	8	18	444	5	10	.500	3	4	.750	2	4	6	7	-	-	1	4	1	24	6.0	-
2003-04	16	145	8	20	400	1	7	.143	1	2	.500	6	17	23	18	-	-	3	9	2	18	1.1	-
<b>TOT</b>	<b>99</b>	<b>2389</b>	<b>249</b>	<b>553</b>	<b>450</b>	<b>82</b>	<b>230</b>	<b>.357</b>	<b>103</b>	<b>130</b>	<b>.792</b>	<b>83</b>	<b>245</b>	<b>328</b>	<b>237</b>	<b>-</b>	<b>-</b>	<b>80</b>	<b>145</b>	<b>24</b>	<b>683</b>	<b>6.9</b>	<b>-</b>

## DONNIE FREEMAN - 6-3, 185 - ILLINOIS

JULY 18, 1944

### REGULAR SEASON

G	Min.	FG	FGA	Pct.	3FG	3FGA	PCT	FT	FTA	Pct.	Off.	Def.	Tot.	Ast.	PF	Dq.	Stl.	TO	Blk.	Pts.	Avg.	Hi	
1975-76	64	1480	263	606	434	-	-	-	163	199	.819	72	108	180	171	160	1	57	-	11	689	10.8	25

## JAMES FRITSCHÉ - 6-8, 210 - HAMLINE

DECEMBER 10, 1931

### REGULAR SEASON

G	Min.	FG	FGA	Pct.	3FG	3FGA	PCT	FT	FTA	Pct.	Off.	Def.	Tot.	Ast.	PF	Dq.	Stl.	TO	Blk.	Pts.	Avg.	Hi	
1953-54*	68	1221	116	379	306	-	-	-	49	68	.721	-	-	217	73	103	0	-	-	-	281	4.1	-

## EARL "RED" GARDNER - 6-3, 195 - DEPAUW

SEPTEMBER 18, 1923

### REGULAR SEASON

G	Min.	FG	FGA	Pct.	3FG	3FGA	PCT	FT	FTA	Pct.	Off.	Def.	Tot.	Ast.	PF	Dq.	Stl.	TO	Blk.	Pts.	Avg.	Hi	
1948-49	50	-	38	101	376	-	-	-	13	28	.464	-	-	-	19	50	-	-	-	-	89	1.8	-

## DICK GARKMAKER - 6-3, 205 - MINNESOTA

OCTOBER 29, 1932

### REGULAR SEASON

G	Min.	FG	FGA	Pct.	3FG	3FGA	PCT	FT	FTA	Pct.	Off.	Def.	Tot.	Ast.	PF	Dq.	Stl.	TO	Blk.	Pts.	Avg.	Hi	
1955-56	68	870	138	373	370	-	-	-	112	139	.806	-	-	132	104	127	0	-	-	-	388	5.7	-
1956-57	72	2406	406	1015	400	-	-	-	365	435	.839	-	-	336	190	199	1	-	-	-	1177	16.3	-
1957-58	68	2216	390	988	395	-	-	-	314	411	.764	-	-	365	183	190	2	-	-	-	1094	16.1	-
1958-59	72	2493	350	885	395	-	-	-	284	368	.772	-	-	325	211	226	3	-	-	-	984	13.7	-
1959-60	44	1187	198	525	377	-	-	-	117	163	.718	-	-	189	133	126	-	-	-	-	513	11.7	-
<b>TOT</b>	<b>324</b>	<b>9172</b>	<b>1482</b>	<b>3786</b>	<b>391</b>	<b>-</b>	<b>-</b>	<b>-</b>	<b>1192</b>	<b>1516</b>	<b>.786</b>	<b>-</b>	<b>-</b>	<b>1347</b>	<b>821</b>	<b>868</b>	<b>6</b>	<b>-</b>	<b>-</b>	<b>-</b>	<b>4156</b>	<b>12.8</b>	<b>-</b>

### PLAYOFFS

G	Min.	FG	FGA	Pct.	3FG	3FGA	PCT	FT	FTA	Pct.	Off.	Def.	Tot.	Ast.	PF	Dq.	Stl.	TO	Blk.	Pts.	Avg.	Hi	
1955-56	3	42	7	19	368	-	-	-	16	17	.941	-	-	8	11	-	-	-	-	-	30	10.0	-
1956-57	5	187	19	69	275	-	-	-	27	32	.844	-	-	35	17	-	-	-	-	-	65	13.0	-
1958-59	13	439	70	165	424	-	-	-	49	63	.778	-	-	55	39	-	-	-	-	-	189	14.5	-
<b>TOT</b>	<b>21</b>	<b>668</b>	<b>96</b>	<b>253</b>	<b>379</b>	<b>-</b>																	



# ALL-TIME ROSTER WITH STATISTICS

## CALVIN GARRETT - 6-7, 190 - ORAL ROBERTS

JULY 11, 1956

### REGULAR SEASON

G	Mn.	FG	FGA	Pct.	3FG	3FGA	PCT	FT	FTA	Pct.	Off.	Def.	Tot.	Ast.	PF	Do.	StL.	TO	Blk.	Pts.	Avg.	HI	
1983-84	41	478	78	152	.513	2	6	.333	30	39	.769	24	47	71	31	62	2	12	34	2	188	4.6	16

## DICK GARRETT - 6-3, 185 - SOUTHERN ILLINOIS

JANUARY 31, 1947

### REGULAR SEASON

G	Mn.	FG	FGA	Pct.	3FG	3FGA	PCT	FT	FTA	Pct.	Off.	Def.	Tot.	Ast.	PF	Do.	StL.	TO	Blk.	Pts.	Avg.	HI
1969-70	73	2318	354	816	.434	-	-	-	138	162	.852	-	-	235	180	236	5	-	-	846	11.6	-

### PLAYOFFS

G	Mn.	FG	FGA	Pct.	3FG	3FGA	PCT	FT	FTA	Pct.	Off.	Def.	Tot.	Ast.	PF	Do.	StL.	TO	Blk.	Pts.	Avg.	HI
1969-70	18	595	101	198	.510	-	-	-	28	32	.875	-	-	52	39	-	-	-	-	230	12.8	-

## PAU GASOL - 7-0, 275 - SPAIN

JULY 6, 1980

### REGULAR SEASON

G	Mn.	FG	FGA	Pct.	3FG	3FGA	PCT	FT	FTA	Pct.	Off.	Def.	Tot.	Ast.	PF	Do.	StL.	TO	Blk.	Pts.	Avg.	HI	
2007-08	27	918	196	333	.589	0	1	.000	116	147	.789	61	150	211	95	54	0	14	44	42	508	18.8	31
2008-09	81	2999	592	1045	.567	1	2	.500	343	439	.781	262	518	780	284	172	0	52	157	81	1528	18.9	36
2009-10	65	2403	452	844	.536	0	5	.000	286	362	.790	243	491	734	218	152	0	37	143	113	1190	18.3	32
2010-11	82	3037	593	1120	.529	1	3	.333	354	430	.823	268	568	836	273	203	2	48	142	30	1541	18.8	34
2011-12	65	2430	459	917	.501	7	27	.259	204	261	.782	183	495	678	238	127	0	37	142	88	1129	17.4	30
2012-13	49	1655	270	579	.466	8	28	.286	125	178	.702	111	310	421	200	93	0	24	104	61	673	13.7	26
2013-14	60	1884	425	885	.480	4	14	.286	187	254	.736	124	456	580	201	124	0	27	141	92	1041	17.4	29
TOT	429	15326	2987	5723	.522	21	80	.263	1615	2071	.780	1252	2988	4240	1508	925	2	239	873	607	7610	17.7	-

### PLAYOFFS

G	Mn.	FG	FGA	Pct.	3FG	3FGA	PCT	FT	FTA	Pct.	Off.	Def.	Tot.	Ast.	PF	Do.	StL.	TO	Blk.	Pts.	Avg.	HI	
2007-08	21	836	141	266	.530	0	0	-	72	104	.692	55	140	195	83	60	0	11	44	40	354	16.9	-
2008-09	23	931	160	276	.580	0	0	-	100	140	.714	68	181	249	58	69	0	19	44	45	420	18.3	-
2009-10	23	913	165	306	.539	0	3	.000	120	158	.759	92	163	255	81	63	1	9	44	48	450	19.6	-
2010-11	10	358	47	112	.420	1	2	.500	36	45	.800	32	46	78	38	33	1	4	17	17	131	13.1	-
2011-12	12	444	62	143	.434	2	5	.400	24	29	.828	38	76	114	44	36	0	6	20	25	150	12.5	-
2012-13	4	146	25	52	.481	0	0	-	6	11	.545	7	39	46	26	4	0	2	13	3	56	14.0	-
TOT	93	3628	600	1155	.519	3	10	.300	358	487	.735	292	645	937	330	265	2	51	182	178	1561	16.8	-

## DEVEAN GEORGE - 6-8, 235 - AUGSBURG

AUGUST 29, 1977

### REGULAR SEASON

G	Mn.	FG	FGA	Pct.	3FG	3FGA	PCT	FT	FTA	Pct.	Off.	Def.	Tot.	Ast.	PF	Do.	StL.	TO	Blk.	Pts.	Avg.	HI	
1999-00	49	345	56	144	.389	16	47	.340	27	41	.659	29	46	75	12	54	0	10	21	4	155	3.2	14
2000-01	59	593	64	207	.309	15	68	.221	39	55	.709	35	75	110	19	87	1	15	34	15	182	3.1	17
2001-02	82	1759	215	523	.411	66	178	.371	85	126	.675	78	225	303	111	190	3	71	66	42	581	7.1	10
2002-03	71	1613	180	461	.390	49	132	.371	83	105	.790	91	195	286	92	180	2	56	65	38	492	6.9	25
2003-04	82	1951	233	571	.408	65	186	.349	73	96	.760	87	245	332	112	189	4	81	88	38	604	7.4	24
2004-05	15	306	37	104	.356	21	58	.362	15	20	.750	13	40	53	14	32	1	8	12	2	110	7.3	18
2005-06	71	1542	170	425	.400	50	160	.313	58	86	.674	82	192	274	68	159	1	66	54	34	448	6.3	21
TOT	429	8109	955	2435	.392	282	829	.340	380	529	.718	415	1018	1433	428	891	12	307	340	173	2572	6.0	-

### PLAYOFFS

G	Mn.	FG	FGA	Pct.	3FG	3FGA	PCT	FT	FTA	Pct.	Off.	Def.	Tot.	Ast.	PF	Do.	StL.	TO	Blk.	Pts.	Avg.	HI	
1999-00	9	45	7	19	.368	2	10	.200	6	11	.545	4	6	10	2	-	-	1	3	0	22	2.4	-
2000-01	7	27	6	12	.500	1	2	.500	1	2	.500	3	2	5	1	-	-	0	3	0	14	2.0	-
2001-02	19	327	38	104	.365	8	35	.229	11	15	.733	24	44	68	11	-	-	11	12	10	95	5.0	-
2002-03	11	318	35	78	.449	10	30	.333	8	9	.889	11	38	49	24	-	-	11	12	4	88	8.0	-
2003-04	22	470	43	100	.430	22	59	.373	13	20	.650	11	39	50	11	-	-	21	11	8	121	5.5	-
2005-06	7	121	13	34	.382	9	21	.429	2	5	.400	2	14	16	4	-	-	4	0	1	37	5.3	-
TOT	75	1308	142	347	.409	52	157	.331	41	62	.661	55	143	198	53	-	-	48	41	23	377	5.0	-

## MEL GIBSON - 6-3, 180 - WESTERN CAROLINA

DECEMBER 31, 1940

### REGULAR SEASON

G	Mn.	FG	FGA	Pct.	3FG	3FGA	PCT	FT	FTA	Pct.	Off.	Def.	Tot.	Ast.	PF	Do.	StL.	TO	Blk.	Pts.	Avg.	HI	
1963-64	9	53	6	20	.300	-	-	-	1	2	.500	-	-	4	6	10	0	-	-	-	13	1.4	-

## NORMIE GLICK - 6-7, 205 - LOYOLA MARYMOUNT

NOVEMBER 10, 1927

### REGULAR SEASON

G	Mn.	FG	FGA	Pct.	3FG	3FGA	PCT	FT	FTA	Pct.	Off.	Def.	Tot.	Ast.	PF	Do.	StL.	TO	Blk.	Pts.	Avg.	HI	
1949-50	1	-	1	1	1.000	-	-	-	0	0	-	-	-	-	1	2	-	-	-	-	2	2.0	-



# ALL-TIME ROSTER WITH STATISTICS



## GAIL GOODRICH - 6-1, 170 - UCLA

APRIL 23, 1943

### REGULAR SEASON

	G	Min.	FG	FGA	Pct.	3FG	3FGA	PCT	FT	FTA	Pct.	Off.	Def.	Tot.	Ast.	PF	Dq.	Stl.	TO	Blk.	Pts.	Avg.	Hi
1965-66	65	1008	203	503	.404	-	-	-	103	149	.691	-	-	130	103	103	1	-	-	-	509	7.8	-
1966-67	77	1780	352	776	.454	-	-	-	253	337	.751	-	-	251	210	294	3	-	-	-	957	12.4	-
1967-68	79	2057	395	812	.486	-	-	-	302	392	.770	-	-	199	205	228	2	-	-	-	1092	13.8	-
1970-71	79	2808	558	1174	.475	-	-	-	264	343	.770	-	-	260	380	258	3	-	-	-	1380	17.5	-
1971-72	82	3040	826	1695	.487	-	-	-	475	659	.850	-	-	295	365	210	0	-	-	-	2127	25.9	-
1972-73	76	2697	750	1615	.464	-	-	-	314	374	.840	-	-	263	332	193	1	-	-	-	1814	23.9	-
1973-74	82	3061	784	1773	.442	-	-	-	508	588	.864	95	155	250	427	227	3	126	-	12	2076	25.3	49
1974-75	72	2668	656	1429	.459	-	-	-	318	378	.841	96	123	219	420	214	1	102	-	6	1630	22.6	53
1975-76	75	2646	583	1321	.441	-	-	-	293	346	.847	94	120	214	421	238	3	123	-	17	1459	19.5	37
<b>TOT</b>	<b>687</b>	<b>21765</b>	<b>5107</b>	<b>11098</b>	<b>.460</b>	<b>-</b>	<b>-</b>	<b>-</b>	<b>2830</b>	<b>3466</b>	<b>.817</b>	<b>285</b>	<b>398</b>	<b>2081</b>	<b>2863</b>	<b>1865</b>	<b>17</b>	<b>351</b>	<b>-</b>	<b>35</b>	<b>13044</b>	<b>19.0</b>	<b>-</b>

### PLAYOFFS

	G	Min.	FG	FGA	Pct.	3FG	3FGA	PCT	FT	FTA	Pct.	Off.	Def.	Tot.	Ast.	PF	Dq.	Stl.	TO	Blk.	Pts.	Avg.	Hi
1965-66	11	290	43	92	.467	-	-	-	29	43	.674	-	-	42	33	-	-	-	-	-	115	10.5	-
1966-67	3	81	11	31	.355	-	-	-	11	18	.611	-	-	9	10	-	-	-	-	-	33	11.0	-
1967-68	10	100	23	47	.489	-	-	-	14	18	.778	-	-	14	14	-	-	-	-	-	60	6.0	-
1970-71	12	518	105	247	.425	-	-	-	95	113	.841	-	-	38	91	-	-	-	-	-	305	25.4	-
1971-72	15	575	130	292	.445	-	-	-	97	108	.898	-	-	38	50	-	-	-	-	-	357	23.8	-
1972-73	17	604	139	310	.448	-	-	-	62	79	.785	-	-	61	67	-	-	-	-	-	340	20.0	-
1973-74	5	189	35	90	.389	-	-	-	28	33	.848	-	-	16	30	-	-	-	-	-	98	19.6	-
<b>TOT</b>	<b>73</b>	<b>2357</b>	<b>486</b>	<b>1109</b>	<b>.438</b>	<b>-</b>	<b>-</b>	<b>-</b>	<b>336</b>	<b>412</b>	<b>.816</b>	<b>-</b>	<b>-</b>	<b>218</b>	<b>295</b>	<b>-</b>	<b>-</b>	<b>-</b>	<b>-</b>	<b>-</b>	<b>1308</b>	<b>17.9</b>	<b>-</b>

## ANDREW GOUDELOCK - 6-3, 200 - COLLEGE OF CHARLESTON

DECEMBER 7, 1988

### REGULAR SEASON

	G	Min.	FG	FGA	Pct.	3FG	3FGA	PCT	FT	FTA	Pct.	Off.	Def.	Tot.	Ast.	PF	Dq.	Stl.	TO	Blk.	Pts.	Avg.	Hi
2011-12	40	419	68	174	.391	28	75	.373	11	12	.917	5	26	31	20	32	0	4	21	0	175	4.4	14
2012-13	1	6	0	2	.000	0	0	-	0	0	-	1	0	1	0	0	0	0	0	0	0	0	0
<b>TOT</b>	<b>41</b>	<b>425</b>	<b>68</b>	<b>176</b>	<b>.386</b>	<b>28</b>	<b>75</b>	<b>.373</b>	<b>11</b>	<b>12</b>	<b>.917</b>	<b>6</b>	<b>26</b>	<b>32</b>	<b>20</b>	<b>32</b>	<b>0</b>	<b>4</b>	<b>21</b>	<b>0</b>	<b>175</b>	<b>4.3</b>	<b>-</b>

### PLAYOFFS

	G	Min.	FG	FGA	Pct.	3FG	3FGA	PCT	FT	FTA	Pct.	Off.	Def.	Tot.	Ast.	PF	Dq.	Stl.	TO	Blk.	Pts.	Avg.	Hi
2011-12	4	10	2	3	.667	1	1	1.000	0	0	-	0	1	1	0	1	0	0	0	0	5	1.3	-
2012-13	3	80	16	36	.444	2	10	.200	2	2	1.000	1	4	5	3	7	0	5	4	0	36	12.0	-
<b>TOT</b>	<b>7</b>	<b>90</b>	<b>18</b>	<b>39</b>	<b>.462</b>	<b>3</b>	<b>11</b>	<b>.273</b>	<b>2</b>	<b>2</b>	<b>1.000</b>	<b>1</b>	<b>5</b>	<b>6</b>	<b>3</b>	<b>8</b>	<b>0</b>	<b>5</b>	<b>4</b>	<b>0</b>	<b>41</b>	<b>5.9</b>	<b>-</b>

## BRIAN GRANT - 6-9, 254 - XAVIER

MARCH 5, 1972

### REGULAR SEASON

	G	Min.	FG	FGA	Pct.	3FG	3FGA	PCT	FT	FTA	Pct.	Off.	Def.	Tot.	Ast.	PF	Dq.	Stl.	TO	Blk.	Pts.	Avg.	Hi
2004-05	69	1136	103	209	.493	0	0	-	57	79	.722	101	156	257	34	175	2	23	43	23	263	3.8	13

## BUD GRANT - 6-3, 195 - MINNESOTA

MAY 20, 1927

### REGULAR SEASON

	G	Min.	FG	FGA	Pct.	3FG	3FGA	PCT	FT	FTA	Pct.	Off.	Def.	Tot.	Ast.	PF	Dq.	Stl.	TO	Blk.	Pts.	Avg.	Hi
1949-50	35	-	42	115	.365	-	-	-	7	17	.412	-	-	-	19	36	-	-	-	-	91	2.6	-
1950-51	61	-	53	184	.288	-	-	-	52	83	.627	-	-	115	71	106	0	-	-	-	158	2.6	-
<b>TOT</b>	<b>96</b>	<b>-</b>	<b>95</b>	<b>299</b>	<b>.318</b>	<b>-</b>	<b>-</b>	<b>-</b>	<b>59</b>	<b>100</b>	<b>.590</b>	<b>-</b>	<b>-</b>	<b>115</b>	<b>90</b>	<b>142</b>	<b>0</b>	<b>-</b>	<b>-</b>	<b>-</b>	<b>249</b>	<b>2.6</b>	<b>-</b>

### PLAYOFFS

	G	Min.	FG	FGA	Pct.	3FG	3FGA	PCT	FT	FTA	Pct.	Off.	Def.	Tot.	Ast.	PF	Dq.	Stl.	TO	Blk.	Pts.	Avg.	Hi
1949-50	11	-	18	45	.400	-	-	-	7	14	.500	-	-	-	7	25	-	-	-	-	43	3.9	-
1950-51	6	-	4	11	.364	-	-	-	3	3	1.000	-	-	-	0	12	-	-	-	-	11	1.8	-
<b>TOT</b>	<b>17</b>	<b>-</b>	<b>22</b>	<b>56</b>	<b>.393</b>	<b>-</b>	<b>-</b>	<b>-</b>	<b>10</b>	<b>17</b>	<b>.588</b>	<b>-</b>	<b>-</b>	<b>-</b>	<b>7</b>	<b>37</b>	<b>-</b>	<b>-</b>	<b>-</b>	<b>-</b>	<b>54</b>	<b>3.2</b>	<b>-</b>

## HORACE GRANT - 6-10, 245 - CLEMSON

JULY 4, 1965

### REGULAR SEASON

	G	Min.	FG	FGA	Pct.	3FG	3FGA	PCT	FT	FTA	Pct.	Off.	Def.	Tot.	Ast.	PF	Dq.	Stl.	TO	Blk.	Pts.	Avg.	Hi
2000-01	77	2390	263	569	.462	0	3	.000	131	169	.775	220	325	545	121	181	2	51	48	61	657	8.5	19
2003-04	55	1106	92	224	.411	0	1	.000	39	54	.722	79	154	233	71	70	1	24	29	21	223	4.1	14
<b>TOT</b>	<b>132</b>	<b>3496</b>	<b>355</b>	<b>793</b>	<b>.448</b>	<b>0</b>	<b>4</b>	<b>.000</b>	<b>170</b>	<b>223</b>	<b>.762</b>	<b>299</b>	<b>479</b>	<b>778</b>	<b>192</b>	<b>251</b>	<b>3</b>	<b>75</b>	<b>77</b>	<b>82</b>	<b>880</b>	<b>6.7</b>	<b>-</b>

### PLAYOFFS

	G	Min.	FG	FGA	Pct.	3FG	3FGA	PCT	FT	FTA	Pct.	Off.	Def.	Tot.	Ast.	PF	Dq.	Stl.	TO	Blk.	Pts.	Avg.	Hi
2000-01	16	423	37	96	.385	0	0	-	22	30	.733	40	56	96	19	-	-	15	15	13	96	6.0	-

## TRAVIS GRANT - 6-8, 215 - KENTUCKY STATE

JANUARY 1, 1950

### REGULAR SEASON

	G	Min.	FG	FGA	Pct.	3FG	3FGA	PCT	FT	FTA	Pct.	Off.	Def.	Tot.	Ast.	PF	Dq.	Stl.	TO	Blk.	Pts.	Avg.	Hi
1972-73	33	153	51	116	.440	-	-	-	23	26	.885	-	-	52	7	19	0	-	-	-	125	3.8	-
1973-74	3	6	1	4	.250	-	-	-	1	3	.333	0	1	1	0	1	0	0	-	-	0	3	1.0
<b>TOT</b>	<b>36</b>	<b>159</b>	<b>52</b>	<b>120</b>	<b>.433</b>	<b>-</b>	<b>-</b>	<b>-</b>	<b>24</b>	<b>29</b>	<b>.828</b>	<b>0</b>	<b>1</b>	<b>53</b>	<b>7</b>	<b>20</b>	<b>0</b>	<b>0</b>	<b>-</b>	<b>0</b>	<b>128</b>	<b>3.6</b>	<b>-</b>

### PLAYOFFS

	G	Min.	FG	FGA	Pct.	3FG	3FGA	PCT	FT	FTA	Pct.	Off.	Def.	Tot.	Ast.	PF	Dq.	Stl.	TO	Blk.	Pts.	Avg.	Hi
1972-73	2	11	4	6	.667	-	-	-	0	0	-	-	-	4	-	-	-	-	-	-	8	4.0	-





# ALL-TIME ROSTER WITH STATISTICS

## A.C. GREEN - 6-9, 230 - OREGON STATE

OCTOBER 4, 1963

### REGULAR SEASON

G	Mn.	FG	FGA	Pct.	3FG	3FGA	PCT	FT	FTA	Pct.	Off.	Def.	Tot.	Ast.	PF	Do.	StL.	TO	Blk.	Pts.	Avg.	Hi	
1985-86	82	1542	209	388	539	1	6	167	102	167	611	160	221	381	54	229	2	49	99	49	521	6.4	21
1986-87	79	2240	316	587	538	0	5	000	220	282	780	210	405	615	84	171	0	70	102	80	852	10.8	26
1987-88	82	2636	322	640	503	0	2	000	293	379	773	245	465	710	93	204	0	87	120	45	937	11.4	28
1988-89	82	2510	401	758	529	4	17	235	282	359	786	258	481	739	103	172	0	94	119	55	1088	13.3	33
1989-90	82	2709	385	806	478	13	46	283	278	370	751	262	450	712	90	202	0	66	116	60	1061	12.9	27
1990-91	82	2164	258	542	476	11	55	200	223	302	738	201	315	516	71	117	0	59	99	23	750	9.1	21
1991-92	82	2902	382	803	476	12	56	214	340	457	744	306	456	762	117	141	0	91	111	36	1116	13.6	28
1992-93	82	2819	379	706	537	16	46	348	277	375	739	287	424	711	116	149	0	88	116	39	1051	12.8	30
1999-00	82	1929	173	387	447	1	4	250	66	95	695	160	326	486	80	127	0	53	53	18	413	5.0	14
TOT	735	21451	2825	5617	503	58	237	248	2081	2786	747	2089	3543	5632	808	1517	2	657	935	395	7789	10.6	-

### PLAYOFFS

G	Mn.	FG	FGA	Pct.	3FG	3FGA	PCT	FT	FTA	Pct.	Off.	Def.	Tot.	Ast.	PF	Do.	StL.	TO	Blk.	Pts.	Avg.	Hi	
1985-86	9	106	9	17	529	0	0	-	4	9	444	3	13	16	0	-	-	1	4	3	22	2.4	-
1986-87	18	505	71	130	546	0	0	-	65	87	747	54	88	142	11	-	-	9	17	8	207	11.5	-
1987-88	24	726	92	169	544	0	0	-	55	73	753	57	118	175	20	-	-	11	26	12	239	10.0	-
1988-89	15	502	47	114	412	0	3	000	58	76	763	38	99	137	18	-	-	16	23	6	152	10.1	-
1989-90	9	252	41	79	519	0	0	-	24	32	750	34	47	81	9	-	-	5	14	4	106	11.8	-
1990-91	19	400	41	97	423	4	8	500	38	54	704	46	56	102	9	-	-	12	19	3	124	6.5	-
1991-92	4	153	16	39	410	0	0	-	19	23	826	15	21	36	7	-	-	7	5	0	51	12.8	-
1992-93	5	220	18	42	429	0	5	000	13	21	619	26	47	73	13	-	-	7	9	3	49	9.8	-
1999-00	23	429	37	90	411	0	4	000	16	23	696	43	53	96	13	-	-	14	9	3	90	3.9	-
TOT	126	3293	372	777	479	4	16	250	292	398	734	316	542	858	100	-	-	82	126	42	1040	8.3	-

## DEVIN GREEN - 6-7, 210 - HAMPTON

OCTOBER 25, 1982

### REGULAR SEASON

G	Mn.	FG	FGA	Pct.	3FG	3FGA	PCT	FT	FTA	Pct.	Off.	Def.	Tot.	Ast.	PF	Do.	StL.	TO	Blk.	Pts.	Avg.	Hi	
2005-06	27	135	6	28	214	0	2	000	13	21	619	10	14	24	7	13	0	3	5	0	25	0.9	5

## JERRY GROTE - 6-4, 215 - LMU

DECEMBER 28, 1940

### REGULAR SEASON

G	Mn.	FG	FGA	Pct.	3FG	3FGA	PCT	FT	FTA	Pct.	Off.	Def.	Tot.	Ast.	PF	Do.	StL.	TO	Blk.	Pts.	Avg.	Hi	
1964-65	11	33	6	11	545	0	-	-	2	2	1000	-	-	4	4	5	0	-	-	-	14	1.3	-

## PETUR GUDMUNDSSON - 7-2, 260 - WASHINGTON

OCTOBER 30, 1958

### REGULAR SEASON

G	Mn.	FG	FGA	Pct.	3FG	3FGA	PCT	FT	FTA	Pct.	Off.	Def.	Tot.	Ast.	PF	Do.	StL.	TO	Blk.	Pts.	Avg.	Hi	
1985-86	8	128	20	37	541	0	0	-	18	27	667	17	21	38	3	25	1	3	11	4	58	7.3	15

### PLAYOFFS

G	Mn.	FG	FGA	Pct.	3FG	3FGA	PCT	FT	FTA	Pct.	Off.	Def.	Tot.	Ast.	PF	Do.	StL.	TO	Blk.	Pts.	Avg.	Hi	
1985-86	12	111	16	27	593	0	2	000	10	15	667	8	18	26	3	-	-	3	10	4	42	3.5	-

## HAPPY HAIRSTON - 6-7, 225 - NEW YORK UNIVERSITY

MAY 31, 1942

### REGULAR SEASON

G	Mn.	FG	FGA	Pct.	3FG	3FGA	PCT	FT	FTA	Pct.	Off.	Def.	Tot.	Ast.	PF	Do.	StL.	TO	Blk.	Pts.	Avg.	Hi	
1969-70	55	2145	426	870	490	-	-	-	281	350	803	-	687	110	194	9	-	-	-	-	1133	20.6	-
1970-71	80	2921	574	1233	466	-	-	-	337	431	782	-	797	168	256	2	-	-	-	-	1485	18.6	-
1971-72	80	2748	368	798	461	-	-	-	311	399	779	-	1045	193	251	2	-	-	-	-	1047	13.1	-
1972-73	28	939	158	328	482	-	-	-	140	178	787	-	370	68	77	0	-	-	-	-	456	16.3	-
1973-74	77	2634	385	759	507	-	-	-	343	445	771	335	705	1040	208	264	2	64	-	17	1113	14.5	29
1974-75	74	2283	271	536	506	-	-	-	217	271	801	304	642	946	173	218	2	52	-	11	759	10.3	21
TOT	395	13670	2182	4524	482	-	-	-	1629	2074	785	639	1347	4865	920	1260	17	116	-	28	5993	15.2	-

### PLAYOFFS

G	Mn.	FG	FGA	Pct.	3FG	3FGA	PCT	FT	FTA	Pct.	Off.	Def.	Tot.	Ast.	PF	Do.	StL.	TO	Blk.	Pts.	Avg.	Hi	
1969-70	16	296	47	108	435	-	-	-	24	35	686	-	76	20	-	-	-	-	-	-	118	7.4	-
1970-71	12	471	83	164	506	-	-	-	38	50	760	-	109	34	-	-	-	-	-	-	204	17.0	-
1971-72	15	577	74	168	440	-	-	-	54	68	794	-	197	31	-	-	-	-	-	-	202	13.5	-
1972-73	3	26	1	9	111	-	-	-	6	8	750	-	4	1	-	-	-	-	-	-	8	2.7	-
1973-74	5	172	15	36	417	-	-	-	16	18	889	-	52	19	-	-	-	-	-	-	46	9.2	-
TOT	51	1542	220	485	454	-	-	-	138	179	771	-	438	105	-	-	-	-	-	-	578	11.3	-

## JACK HALEY - 6-10, 240 - UCLA

JANUARY 27, 1964

### REGULAR SEASON

G	Mn.	FG	FGA	Pct.	3FG	3FGA	PCT	FT	FTA	Pct.	Off.	Def.	Tot.	Ast.	PF	Do.	StL.	TO	Blk.	Pts.	Avg.	Hi	
1991-92	49	394	31	84	369	0	0	-	14	29	483	31	64	95	7	75	0	7	25	8	76	1.6	11

### PLAYOFFS

G	Mn.	FG	FGA	Pct.	3FG	3FGA	PCT	FT	FTA	Pct.	Off.	Def.	Tot.	Ast.	PF	Do.	StL.	TO	Blk.	Pts.	Avg.	Hi	
1991-92	2	12	1	4	250	0	0	-	0	0	-	1	0	1	1	-	-	0	0	0	2	1.0	-

## DENNIS HAMILTON - 6-8, 210 - ARIZONA STATE

MAY 8, 1944

### REGULAR SEASON

G	Mn.	FG	FGA	Pct.	3FG	3FGA	PCT	FT	FTA	Pct.	Off.	Def.	Tot.	Ast.	PF	Do.	StL.	TO	Blk.	Pts.	Avg.	Hi	
1967-68	44	378	54	108	500	-	-	-	13	13	1000	-	72	30	46	0	-	-	-	-	121	2.8	-

### PLAYOFFS

G	Mn.	FG	FGA	Pct.	3FG	3FGA	PCT	FT	FTA	Pct.	Off.	Def.	Tot.	Ast.	PF	Do.	StL.	TO	Blk.	Pts.	Avg.	Hi	
1967-68	2	11	1	3	333	-	-	-	0	0	-	-	2	1	-	-	-	0	0	0	2	1.0	-





## ALL-TIME ROSTER WITH STATISTICS



## STEVE HAMILTON - 6-7, 190 - MOREHEAD STATE

NOVEMBER 30, 1935

## REGULAR SEASON

	G	Min.	FG	FGA	Pct.	3FG	3FGA	PCT	FT	FTA	Pct.	Off.	Def.	Tot.	Ast.	PF	Dq.	StL.	TO	Blk.	Pts.	Avg.	HI
1958-59	67	847	109	294	.371	-	-	-	74	109	.679	-	-	220	36	144	2	-	-	-	292	4.4	-
1959-60	15	247	29	77	.377	-	-	-	18	23	.783	-	-	58	7	39	1	-	-	-	76	5.1	-
TOT	82	1094	138	371	.372	-	-	-	92	132	.697	-	-	278	43	183	3	-	-	-	368	4.5	-

## PLAYOFFS

	G	Min.	FG	FGA	Pct.	3FG	3FGA	PCT	FT	FTA	Pct.	Off.	Def.	Tot.	Ast.	PF	Dq.	StL.	TO	Blk.	Pts.	Avg.	HI
1958-59	10	87	12	43	.279	-	-	-	8	10	.800	-	-	35	5	-	-	-	-	-	32	3.2	-

## ALAN HARDY - 6-6 1/2, 195 - MICHIGAN

MAY 25, 1957

## REGULAR SEASON

	G	Min.	FG	FGA	Pct.	3FG	3FGA	PCT	FT	FTA	Pct.	Off.	Def.	Tot.	Ast.	PF	Dq.	StL.	TO	Blk.	Pts.	Avg.	HI
1980-81	22	111	22	59	.373	0	0	-	7	10	.700	8	11	19	3	13	0	1	11	9	51	2.3	8

## DEREK HARPER - 6-4, 206 - ILLINOIS

OCTOBER 13, 1961

## REGULAR SEASON

	G	Min.	FG	FGA	Pct.	3FG	3FGA	PCT	FT	FTA	Pct.	Off.	Def.	Tot.	Ast.	PF	Dq.	StL.	TO	Blk.	Pts.	Avg.	HI
1998-99	45	1120	120	291	.412	43	117	.368	26	32	.813	13	54	67	187	66	0	44	52	4	309	6.9	20

## PLAYOFFS

	G	Min.	FG	FGA	Pct.	3FG	3FGA	PCT	FT	FTA	Pct.	Off.	Def.	Tot.	Ast.	PF	Dq.	StL.	TO	Blk.	Pts.	Avg.	HI
1998-99	7	113	13	31	.419	1	10	.100	3	6	.500	1	9	10	15	-	-	2	4	0	30	4.3	-

## RON HARPER - 6-6, 216 - MIAMI (OH)

JANUARY 20, 1964

## REGULAR SEASON

	G	Min.	FG	FGA	Pct.	3FG	3FGA	PCT	FT	FTA	Pct.	Off.	Def.	Tot.	Ast.	PF	Dq.	StL.	TO	Blk.	Pts.	Avg.	HI
1999-00	80	2042	212	531	.399	33	106	.311	100	147	.680	96	241	337	270	164	0	85	132	39	557	7.0	18
2000-01	47	1139	127	271	.469	19	72	.264	34	48	.708	46	120	166	113	70	0	39	62	25	307	6.5	21
TOT	127	3181	339	802	.423	52	178	.292	134	195	.687	142	361	503	383	234	0	124	194	64	864	6.8	-

## PLAYOFFS

	G	Min.	FG	FGA	Pct.	3FG	3FGA	PCT	FT	FTA	Pct.	Off.	Def.	Tot.	Ast.	PF	Dq.	StL.	TO	Blk.	Pts.	Avg.	HI
1999-00	23	643	78	181	.431	9	39	.231	33	47	.702	30	55	85	73	-	-	23	28	13	198	8.6	-
2000-01	6	42	5	10	.500	1	4	.250	2	3	.667	1	7	8	4	-	-	4	1	1	13	2.2	-
TOT	29	685	83	191	.435	10	43	.233	35	50	.700	31	62	93	77	-	-	27	29	14	211	7.3	-

## ELIAS HARRIS - 6-8, 239 - GONZAGA

JULY 6, 1989

## REGULAR SEASON

	G	Min.	FG	FGA	Pct.	3FG	3FGA	PCT	FT	FTA	Pct.	Off.	Def.	Tot.	Ast.	PF	Dq.	StL.	TO	Blk.	Pts.	Avg.	HI
2013-14	2	11	0	1	.000	0	0	-	0	0	-	1	0	1	1	0	0	1	0	0	0	0.0	-

## MANNY HARRIS - 6-5, 185 - MICHIGAN

SEPTEMBER 21, 1989

## REGULAR SEASON

	G	Min.	FG	FGA	Pct.	3FG	3FGA	PCT	FT	FTA	Pct.	Off.	Def.	Tot.	Ast.	PF	Dq.	StL.	TO	Blk.	Pts.	Avg.	HI
2013-14	9	180	28	70	.400	7	20	.350	10	12	.833	7	27	34	11	10	0	4	9	1	73	8.1	19

## BOB HARRISON - 6-1, 190 - MICHIGAN

AUGUST 12, 1927

## REGULAR SEASON

	G	Min.	FG	FGA	Pct.	3FG	3FGA	PCT	FT	FTA	Pct.	Off.	Def.	Tot.	Ast.	PF	Dq.	StL.	TO	Blk.	Pts.	Avg.	HI
1949-50	66	-	125	348	.359	-	-	-	50	74	.676	-	-	-	131	175	-	-	-	-	300	4.5	-
1950-51	68	-	150	432	.347	-	-	-	101	128	.789	-	-	-	172	195	218	5	-	-	401	5.9	-
1951-52	65	1712	156	487	.320	-	-	-	89	124	.718	-	-	-	160	188	203	9	-	-	401	6.2	-
1952-53	70	1643	195	518	.376	-	-	-	107	165	.648	-	-	-	153	160	264	16	-	-	497	7.1	-
1953-54*	64	1443	144	449	.321	-	-	-	94	158	.595	-	-	-	130	139	218	9	-	-	382	6.0	-
TOT	333	4798	770	2234	.345	-	-	-	441	649	.680	-	-	-	615	813	1078	39	-	-	1981	5.9	-

## PLAYOFFS

	G	Min.	FG	FGA	Pct.	3FG	3FGA	PCT	FT	FTA	Pct.	Off.	Def.	Tot.	Ast.	PF	Dq.	StL.	TO	Blk.	Pts.	Avg.	HI
1949-50	12	-	16	37	.432	-	-	-	10	14	.714	-	-	-	12	34	-	-	-	-	42	3.5	-
1950-51	7	-	24	52	.462	-	-	-	6	8	.750	-	-	-	27	19	30	-	-	-	54	7.7	-
1951-52	12	235	30	68	.441	-	-	-	14	17	.824	-	-	-	20	24	39	-	-	-	74	6.2	-
1952-53	12	204	25	65	.385	-	-	-	10	20	.500	-	-	-	22	14	32	-	-	-	60	5.0	-
TOT	43	439	95	222	.428	-	-	-	40	59	.678	-	-	-	69	69	135	-	-	-	230	5.3	-

## ANTONIO HARVEY - 6-11, 225 - PFEIFFER

JULY 9, 1970

## REGULAR SEASON

	G	Min.	FG	FGA	Pct.	3FG	3FGA	PCT	FT	FTA	Pct.	Off.	Def.	Tot.	Ast.	PF	Dq.	StL.	TO	Blk.	Pts.	Avg.	HI
1993-94	27	247	29	79	.367	0	0	-	12	26	.462	26	33	59	5	39	0	8	17	19	70	2.6	16
1994-95	59	572	77	176	.438	1	1	1.000	24	45	.533	39	63	102	23	87	0	15	25	41	179	3.0	18
TOT	86	819	106	255	.416	1	1	1.000	36	71	.507	65	96	161	28	126	0	23	42	60	249	2.9	-

## PLAYOFFS

	G	Min.	FG	FGA	Pct.	3FG	3FGA	PCT	FT	FTA	Pct.	Off.	Def.	Tot.	Ast.	PF	Dq.	StL.	TO	Blk.	Pts.	Avg.	HI
1994-95	3	4	0	0	-	0	0	-	0	0	-	0	1	1	0	-	-	0	0	0	0	0.0	-

## BILLY HASSETT - 6-1, 180 - NOTRE DAME

OCTOBER 21, 1921

## REGULAR SEASON

	G	Min.	FG	FGA	Pct.	3FG	3FGA	PCT	FT	FTA	Pct.	Off.	Def.	Tot.	Ast.	PF	Dq.	StL.	TO	Blk.	Pts.	Avg.	HI
1949-50	42	-	38	145	.262	-	-	-	35	67	.522	-	-	-	69	82	-	-	-	-	111	2.6	-

## PLAYOFFS

	G	Min.	FG	FGA	Pct.	3FG	3FGA	PCT	FT	FTA	Pct.	Off.	Def.	Tot.	Ast.	PF	Dq.	StL.	TO	Blk.	Pts.	Avg.	HI
1949-50	7	-	3	12	.250	-	-	-	3	10	.300	-	-	0	4	-	-	-	-	-	9	1.3	-



\* Played with multiple teams (cumulative stats only available)



# ALL-TIME ROSTER WITH STATISTICS

## CONNIE HAWKINS - 6-8, 215 - IOWA

JULY 17, 1942

### REGULAR SEASON

G	Min.	FG	FGA	Pct.	3FG	3FGA	PCT	FT	FTA	Pct.	Off.	Def.	Tot.	Ast.	PF	Do.	StL.	TO	Blk.	Pts.	Avg.	HI	
1973-74	71	2538	368	733	.502	-	-	-	173	224	.772	162	360	522	379	203	1	105	-	78	909	12.8	26
1974-75	43	1026	139	324	.429	-	-	-	68	99	.687	54	144	198	120	116	1	51	-	23	346	8.0	24
<b>TOT</b>	<b>114</b>	<b>3564</b>	<b>507</b>	<b>1057</b>	<b>.480</b>	-	-	-	<b>241</b>	<b>323</b>	<b>.746</b>	<b>216</b>	<b>504</b>	<b>720</b>	<b>499</b>	<b>319</b>	<b>2</b>	<b>156</b>	-	<b>101</b>	<b>1255</b>	<b>11.0</b>	-

### PLAYOFFS

G	Min.	FG	FGA	Pct.	3FG	3FGA	PCT	FT	FTA	Pct.	Off.	Def.	Tot.	Ast.	PF	Do.	StL.	TO	Blk.	Pts.	Avg.	HI
1973-74	5	172	21	60	.350	-	-	-	12	15	.800	-	-	-	16	-	-	-	-	54	10.8	-

## TOM HAWKINS - 6-5, 210 - NOTRE DAME

DECEMBER 22, 1936

### REGULAR SEASON

G	Min.	FG	FGA	Pct.	3FG	3FGA	PCT	FT	FTA	Pct.	Off.	Def.	Tot.	Ast.	PF	Do.	StL.	TO	Blk.	Pts.	Avg.	HI	
1959-60	69	1467	220	579	.380	-	-	-	106	164	.646	-	-	428	54	188	3	-	-	-	546	7.9	-
1960-61	78	1846	310	719	.431	-	-	-	140	235	.596	-	-	479	88	209	2	-	-	-	760	9.7	-
1961-62	79	1903	289	704	.411	-	-	-	143	222	.644	-	-	514	95	244	7	-	-	-	721	9.1	-
1966-67	76	1798	275	572	.481	-	-	-	82	173	.474	-	-	434	83	207	1	-	-	-	632	8.3	-
1967-68	78	2463	389	779	.499	-	-	-	125	229	.546	-	-	458	117	289	7	-	-	-	903	11.6	-
1968-69	74	1507	230	461	.499	-	-	-	62	151	.411	-	-	266	81	168	1	-	-	-	522	7.1	-
<b>TOT</b>	<b>523</b>	<b>10984</b>	<b>1933</b>	<b>4393</b>	<b>.440</b>	-	-	-	<b>764</b>	<b>1338</b>	<b>.571</b>	-	-	<b>3007</b>	<b>572</b>	<b>1493</b>	<b>21</b>	-	-	-	<b>4630</b>	<b>8.9</b>	-

### PLAYOFFS

G	Min.	FG	FGA	Pct.	3FG	3FGA	PCT	FT	FTA	Pct.	Off.	Def.	Tot.	Ast.	PF	Do.	StL.	TO	Blk.	Pts.	Avg.	HI	
1959-60	8	119	22	45	.489	-	-	-	15	18	.833	-	-	21	3	-	-	-	-	-	59	7.4	-
1960-61	12	283	54	116	.466	-	-	-	31	47	.660	-	-	76	13	-	-	-	-	-	139	11.6	-
1961-62	13	203	22	61	.361	-	-	-	10	24	.417	-	-	66	19	-	-	-	-	-	54	4.2	-
1966-67	3	95	13	31	.419	-	-	-	4	8	.500	-	-	20	10	-	-	-	-	-	30	10.0	-
1967-68	15	478	59	129	.457	-	-	-	24	40	.600	-	-	90	18	-	-	-	-	-	142	9.5	-
1968-69	14	180	24	50	.480	-	-	-	7	18	.389	-	-	40	7	-	-	-	-	-	55	3.9	-
<b>TOT</b>	<b>65</b>	<b>1358</b>	<b>194</b>	<b>432</b>	<b>.449</b>	-	-	-	<b>91</b>	<b>155</b>	<b>.587</b>	-	-	<b>313</b>	<b>70</b>	-	-	-	-	-	<b>479</b>	<b>7.4</b>	-

## NATE HAWTHORNE - 6-4, 190 - SOUTHERN ILLINOIS

JANUARY 15, 1950

### REGULAR SEASON

G	Min.	FG	FGA	Pct.	3FG	3FGA	PCT	FT	FTA	Pct.	Off.	Def.	Tot.	Ast.	PF	Do.	StL.	TO	Blk.	Pts.	Avg.	HI	
1973-74	33	229	38	93	.409	-	-	-	30	48	.625	16	16	32	23	33	1	9	-	6	106	3.2	13

### PLAYOFFS

G	Min.	FG	FGA	Pct.	3FG	3FGA	PCT	FT	FTA	Pct.	Off.	Def.	Tot.	Ast.	PF	Do.	StL.	TO	Blk.	Pts.	Avg.	HI	
1973-74	3	14	1	7	.143	-	-	-	4	5	.800	-	-	2	2	-	-	-	-	-	6	2.0	-

## SPENCER HAYWOOD - 6-8, 225 - DETROIT

APRIL 22, 1949

### REGULAR SEASON

G	Min.	FG	FGA	Pct.	3FG	3FGA	PCT	FT	FTA	Pct.	Off.	Def.	Tot.	Ast.	PF	Do.	StL.	TO	Blk.	Pts.	Avg.	HI	
1979-80	76	1544	288	591	.487	1	4	.250	159	206	.772	132	214	346	93	197	2	35	134	57	736	9.7	25

### PLAYOFFS

G	Min.	FG	FGA	Pct.	3FG	3FGA	PCT	FT	FTA	Pct.	Off.	Def.	Tot.	Ast.	PF	Do.	StL.	TO	Blk.	Pts.	Avg.	HI	
1979-80	11	145	25	53	.472	0	1	.000	13	16	.813	14	12	26	4	-	-	-	20	6	63	5.7	-

## WALT HAZZARD - 6-2, 190 - UCLA

APRIL 15, 1942

### REGULAR SEASON

G	Min.	FG	FGA	Pct.	3FG	3FGA	PCT	FT	FTA	Pct.	Off.	Def.	Tot.	Ast.	PF	Do.	StL.	TO	Blk.	Pts.	Avg.	HI	
1964-65	66	919	117	306	.382	-	-	-	46	71	.648	-	-	111	140	132	0	-	-	-	280	4.2	-
1965-66	80	2198	458	1003	.457	-	-	-	182	257	.708	-	-	219	393	224	0	-	-	-	1098	13.7	-
1966-67	79	1642	301	706	.426	-	-	-	129	177	.729	-	-	231	323	203	1	-	-	-	731	9.3	-
<b>TOT</b>	<b>225</b>	<b>4759</b>	<b>876</b>	<b>2015</b>	<b>.435</b>	-	-	-	<b>357</b>	<b>505</b>	<b>.707</b>	-	-	<b>561</b>	<b>856</b>	<b>559</b>	<b>1</b>	-	-	-	<b>2109</b>	<b>9.4</b>	-

### PLAYOFFS

G	Min.	FG	FGA	Pct.	3FG	3FGA	PCT	FT	FTA	Pct.	Off.	Def.	Tot.	Ast.	PF	Do.	StL.	TO	Blk.	Pts.	Avg.	HI	
1964-65	7	118	19	57	.333	-	-	-	15	20	.750	-	-	18	30	18	-	-	-	-	53	7.6	-
1965-66	14	340	70	142	.493	-	-	-	26	42	.619	-	-	41	44	40	-	-	-	-	166	11.9	-
1966-67	3	86	6	25	.240	-	-	-	8	10	.800	-	-	8	16	11	-	-	-	-	20	6.7	-
<b>TOT</b>	<b>24</b>	<b>544</b>	<b>95</b>	<b>224</b>	<b>.424</b>	-	-	-	<b>49</b>	<b>72</b>	<b>.681</b>	-	-	<b>67</b>	<b>90</b>	<b>69</b>	-	-	-	-	<b>239</b>	<b>10.0</b>	-

## JEROME HENDERSON - 6-11, 230 - NEW MEXICO

OCTOBER 5, 1959

### REGULAR SEASON

G	Min.	FG	FGA	Pct.	3FG	3FGA	PCT	FT	FTA	Pct.	Off.	Def.	Tot.	Ast.	PF	Do.	StL.	TO	Blk.	Pts.	Avg.	HI
1985-86	1	3	2	3	.667	0	0	0	0	0	0	1	1	0	1	0	0	0	0	4	4.0	4

## XAVIER HENRY - 6-6, 220 - KANSAS

MARCH 15, 1991

### REGULAR SEASON

G	Min.	FG	FGA	Pct.	3FG	3FGA	PCT	FT	FTA	Pct.	Off.	Def.	Tot.	Ast.	PF	Do.	StL.	TO	Blk.	Pts.	Avg.	HI	
2013-14	43	908	144	345	.417	28	81	.346	116	177	.655	25	89	114	51	79	0	44	57	7	432	10.0	27
2014-15	9	86	3	13	.231	0	0	---	14	24	.583	2	2	4	3	6	0	3	0	20	2.2	8	
<b>TOT</b>	<b>52</b>	<b>994</b>	<b>147</b>	<b>358</b>	<b>.411</b>	<b>28</b>	<b>81</b>	<b>.346</b>	<b>130</b>	<b>201</b>	<b>.647</b>	<b>27</b>	<b>91</b>	<b>118</b>	<b>54</b>	<b>85</b>	<b>0</b>	<b>47</b>	<b>60</b>	<b>7</b>	<b>452</b>	<b>8.7</b>	-

## FRED HETZEL - 6-8, 230 - DAVIDSON

JULY 21, 1942

### REGULAR SEASON

G	Min.	FG	FGA	Pct.	3FG	3FGA	PCT	FT	FTA	Pct.	Off.	Def.	Tot.	Ast.	PF	Do.	StL.	TO	Blk.	Pts.	Avg.	HI	
1970-71	59	613	111	256	.434	-	-	-	60	77	.779	-	-	149	37	99	3	-	-	-	282	4.8	-

### PLAYOFFS

G	Min.	FG	FGA	Pct.	3FG	3FGA	PCT	FT	FTA	Pct.	Off.	Def.	Tot.	Ast.	PF	Do.	StL.	TO	Blk.	Pts.	Avg.	HI	
1970-71	7	38	5	15	.333	-	-	-	2	2	1.000	-	-	7	2	-	-	-	-	-	12	1.7	-



## ALL-TIME ROSTER WITH STATISTICS

**BILL HEWITT - 6-7, 210 - USC**

AUGUST 8, 1944

**REGULAR SEASON**

G	Min.	FG	FGA	Pct.	3FG	3FGA	PCT	FT	FTA	Pct.	Off.	Def.	Tot.	Ast.	PF	Dq.	Stl.	TO	Blk.	Pts.	Avg.	Hi
1968-69	75	1455	239	528	.453	-	-	-	61	109	.575	-	-	332	76	139	1	-	-	539	7.2	-
1969-70	20	478	25	88	.284	-	-	-	16	31	.516	-	-	141	28	39	0	-	-	66	3.3	-
<b>TOT</b>	<b>95</b>	<b>1933</b>	<b>264</b>	<b>616</b>	<b>.429</b>	-	-	-	<b>77</b>	<b>137</b>	<b>.562</b>	-	-	<b>473</b>	<b>104</b>	<b>178</b>	<b>1</b>	-	-	<b>605</b>	<b>6.4</b>	-

**PLAYOFFS**

G	Min.	FG	FGA	Pct.	3FG	3FGA	PCT	FT	FTA	Pct.	Off.	Def.	Tot.	Ast.	PF	Dq.	Stl.	TO	Blk.	Pts.	Avg.	Hi
1968-69	15	412	61	151	.404	-	-	-	18	29	.621	-	-	78	17	-	-	-	-	140	9.3	-

**MIKE HIGGINS - 6-9, 220 - NORTHERN COLORADO**

FEBRUARY 17, 1967

**REGULAR SEASON**

G	Min.	FG	FGA	Pct.	3FG	3FGA	PCT	FT	FTA	Pct.	Off.	Def.	Tot.	Ast.	PF	Dq.	Stl.	TO	Blk.	Pts.	Avg.	Hi	
1989-90	6	18	0	0	-	0	0	-	1	2	.500	1	0	1	1	4	0	1	0	2	1	0.2	1

**JORDAN HILL - 6-10, 235 - ARIZONA**

JULY 27, 1987

**REGULAR SEASON**

G	Min.	FG	FGA	Pct.	3FG	3FGA	PCT	FT	FTA	Pct.	Off.	Def.	Tot.	Ast.	PF	Dq.	Stl.	TO	Blk.	Pts.	Avg.	Hi	
2011-12	7	82	14	30	.467	0	0	-	5	8	.625	14	0	5	8	7	6	33	4.7	14	4.7	14	
2012-13	29	458	77	155	.497	0	2	.000	40	61	.656	82	84	166	13	55	8	26	19	194	6.7	17	
2013-14	72	1500	286	521	.549	0	1	.000	124	181	.685	194	341	535	54	172	2	29	75	64	696	9.7	28
2014-15	70	1874	357	777	.459	3	11	.273	124	168	.738	174	382	556	103	164	2	34	106	52	841	12.0	26
<b>TOT</b>	<b>178</b>	<b>3914</b>	<b>734</b>	<b>1483</b>	<b>.495</b>	<b>3</b>	<b>14</b>	<b>.214</b>	<b>293</b>	<b>418</b>	<b>.701</b>	<b>464</b>	<b>824</b>	<b>1288</b>	<b>172</b>	<b>402</b>	<b>4</b>	<b>76</b>	<b>214</b>	<b>141</b>	<b>1764</b>	<b>9.9</b>	<b>-</b>

**PLAYOFFS**

G	Min.	FG	FGA	Pct.	3FG	3FGA	PCT	FT	FTA	Pct.	Off.	Def.	Tot.	Ast.	PF	Dq.	Stl.	TO	Blk.	Pts.	Avg.	Hi	
2011-12	12	217	23	53	.434	0	0	-	11	16	.688	39	37	76	1	32	0	3	7	8	57	4.8	-
2012-13	3	31	5	10	.500	0	0	-	0	0	-	2	9	11	1	2	0	0	0	2	10	3.3	-
<b>TOT</b>	<b>15</b>	<b>248</b>	<b>28</b>	<b>63</b>	<b>.444</b>	<b>0</b>	<b>0</b>	<b>-</b>	<b>11</b>	<b>16</b>	<b>.688</b>	<b>41</b>	<b>46</b>	<b>87</b>	<b>2</b>	<b>34</b>	<b>0</b>	<b>3</b>	<b>7</b>	<b>10</b>	<b>67</b>	<b>4.5</b>	<b>-</b>

**LEW HITCH - 6-8, 200 - KANSAS STATE**

JULY 16, 1929

**REGULAR SEASON**

G	Min.	FG	FGA	Pct.	3FG	3FGA	PCT	FT	FTA	Pct.	Off.	Def.	Tot.	Ast.	PF	Dq.	Stl.	TO	Blk.	Pts.	Avg.	Hi
1951-52	61	849	77	215	.358	-	-	-	63	94	.670	-	-	243	50	89	3	-	-	217	3.6	-
1952-53	70	1027	89	255	.349	-	-	-	83	136	.610	-	-	275	66	122	2	-	-	261	3.7	-
1954-55	74	1774	167	417	.400	-	-	-	115	169	.680	-	-	438	125	110	0	-	-	449	6.1	-
1955-56	69	1129	94	235	.400	-	-	-	100	132	.758	-	-	283	77	85	0	-	-	288	4.2	-
<b>TOT</b>	<b>274</b>	<b>4779</b>	<b>427</b>	<b>1122</b>	<b>.381</b>	-	-	-	<b>361</b>	<b>531</b>	<b>.680</b>	-	-	<b>1239</b>	<b>318</b>	<b>406</b>	<b>5</b>	-	-	<b>1215</b>	<b>4.4</b>	-

**PLAYOFFS**

G	Min.	FG	FGA	Pct.	3FG	3FGA	PCT	FT	FTA	Pct.	Off.	Def.	Tot.	Ast.	PF	Dq.	Stl.	TO	Blk.	Pts.	Avg.	Hi
1951-52	13	152	9	25	.360	-	-	-	6	21	.286	-	-	44	9	-	-	-	-	24	1.8	-
1952-53	12	189	16	46	.348	-	-	-	17	32	.531	-	-	64	11	-	-	-	-	49	4.1	-
1954-55	7	137	16	40	.400	-	-	-	23	29	.793	-	-	42	10	-	-	-	-	55	7.9	-
1955-56	3	54	4	13	.308	-	-	-	7	10	.700	-	-	15	2	-	-	-	-	15	5.0	-
<b>TOT</b>	<b>35</b>	<b>532</b>	<b>45</b>	<b>124</b>	<b>.363</b>	-	-	-	<b>53</b>	<b>92</b>	<b>.576</b>	-	-	<b>165</b>	<b>32</b>	-	-	-	-	<b>143</b>	<b>4.1</b>	-

**JIM HOLSTEIN - 6-3, 180 - CINCINNATI**

SEPTEMBER 24, 1930

**REGULAR SEASON**

G	Min.	FG	FGA	Pct.	3FG	3FGA	PCT	FT	FTA	Pct.	Off.	Def.	Tot.	Ast.	PF	Dq.	Stl.	TO	Blk.	Pts.	Avg.	Hi
1952-53	66	989	98	274	.358	-	-	-	70	105	.667	-	-	173	74	128	1	-	-	266	4.0	-
1953-54	70	1155	88	288	.306	-	-	-	64	112	.571	-	-	204	79	140	0	-	-	240	3.4	-
1954-55	62	980	107	330	.324	-	-	-	67	94	.713	-	-	206	58	107	0	-	-	281	4.5	-
<b>TOT</b>	<b>198</b>	<b>3124</b>	<b>293</b>	<b>892</b>	<b>.328</b>	-	-	-	<b>201</b>	<b>311</b>	<b>.646</b>	-	-	<b>583</b>	<b>211</b>	<b>375</b>	<b>1</b>	-	-	<b>787</b>	<b>4.0</b>	-

**PLAYOFFS**

G	Min.	FG	FGA	Pct.	3FG	3FGA	PCT	FT	FTA	Pct.	Off.	Def.	Tot.	Ast.	PF	Dq.	Stl.	TO	Blk.	Pts.	Avg.	Hi
1952-53	12	192	20	42	.476	-	-	-	12	23	.522	-	-	30	11	-	-	-	-	52	4.3	-
1953-54	13	188	15	49	.306	-	-	-	16	23	.696	-	-	35	11	-	-	-	-	46	3.5	-
1954-55	7	117	16	38	.421	-	-	-	8	9	.889	-	-	30	6	-	-	-	-	40	5.7	-
<b>TOT</b>	<b>32</b>	<b>497</b>	<b>51</b>	<b>129</b>	<b>.395</b>	-	-	-	<b>36</b>	<b>55</b>	<b>.655</b>	-	-	<b>95</b>	<b>28</b>	-	-	-	-	<b>138</b>	<b>4.3</b>	-

**BRAD HOLLAND - 6-3, 220 - UCLA**

DECEMBER 12, 1956

**REGULAR SEASON**

G	Min.	FG	FGA	Pct.	3FG	3FGA	PCT	FT	FTA	Pct.	Off.	Def.	Tot.	Ast.	PF	Dq.	Stl.	TO	Blk.	Pts.	Avg.	Hi	
1979-80	38	197	44	104	.423	3	15	.200	15	16	.938	4	13	17	22	24	0	15	13	1	106	2.8	12
1980-81	41	295	47	111	.423	1	3	.333	35	49	.714	9	20	29	23	44	0	21	31	1	130	3.2	10
<b>TOT</b>	<b>79</b>	<b>492</b>	<b>91</b>	<b>215</b>	<b>.423</b>	<b>4</b>	<b>18</b>	<b>.222</b>	<b>50</b>	<b>65</b>	<b>.769</b>	<b>13</b>	<b>33</b>	<b>46</b>	<b>45</b>	<b>68</b>	<b>0</b>	<b>36</b>	<b>44</b>	<b>2</b>	<b>236</b>	<b>3.0</b>	<b>-</b>

**JOHN HORAN - 6-8, 190 - DAYTON**

NOVEMBER 14, 1980

**REGULAR SEASON**

G	Min.	FG	FGA	Pct.	3FG	3FGA	PCT	FT	FTA	Pct.	Off.	Def.	Tot.	Ast.	PF	Dq.	Stl.	TO	Blk.	Pts.	Avg.	Hi
1955-56	12	50	4	16	.250	-	-	-	4	5	.800	-	-	6	1	7	0	-	-	12	1.0	-

**RON HORN - 6-7, 225 - INDIANA**

MAY 24, 1938

**REGULAR SEASON**

G	Min.	FG	FGA	Pct.	3FG	3FGA	PCT	FT	FTA	Pct.	Off.	Def.	Tot.	Ast.	PF	Dq.	Stl.	TO	Blk.	Pts.	Avg.	Hi
1962-63	28	289	27	82	.329	-	-	-	20	29	.690	-	-	71	10	46	0	-	-	74	2.6	-

**PLAYOFFS**

G	Min.	FG	FGA	Pct.	3FG	3FGA	PCT	FT	FTA	Pct.	Off.	Def.	Tot.	Ast.	PF	Dq.	Stl.	TO	Blk.	Pts.	Avg.	Hi
1962-63	7	55	4	12	.333	-	-	-	4	5	.800	-	-	11	2	-	-	-	-	12	1.7	-





# ALL-TIME ROSTER WITH STATISTICS

## **ROBERT HORRY - 6-10, 240 - ALABAMA**

**AUGUST 25, 1970**

### **REGULAR SEASON**

G	Mn.	FG	FGA	Pct.	3FG	3FGA	PCT	FT	FTA	Pct.	Off.	Def.	Tot.	Ast.	PF	Q.	StL.	TO	Blk.	Pts.	Avg.	Hi	
1996-97	22	676	75	165	.455	25	76	329	28	40	700	28	90	118	56	72	1	38	26	29	203	9.2	15
1997-98	78	2192	200	420	.476	19	93	204	117	169	692	186	356	542	163	238	5	112	99	94	536	7.4	23
1998-99	38	744	67	146	.459	20	45	444	34	46	739	56	96	152	56	102	3	26	49	39	188	4.9	22
1999-00	76	1685	159	363	.438	29	94	309	89	113	788	133	228	361	118	189	0	84	73	80	436	5.7	20
2000-01	79	1587	147	380	.387	54	156	346	59	83	711	93	203	296	128	210	3	54	79	54	407	5.2	20
2001-02	81	2140	183	460	.398	76	203	374	108	138	763	130	349	479	233	208	1	77	88	89	550	6.8	23
2002-03	80	2343	184	476	.387	51	177	288	103	134	769	181	333	514	232	247	2	96	112	61	522	6.5	17
<b>TOT</b>	<b>448</b>	<b>11367</b>	<b>1015</b>	<b>2410</b>	<b>.421</b>	<b>274</b>	<b>844</b>	<b>325</b>	<b>538</b>	<b>723</b>	<b>744</b>	<b>807</b>	<b>1655</b>	<b>2462</b>	<b>986</b>	<b>1267</b>	<b>14</b>	<b>497</b>	<b>526</b>	<b>446</b>	<b>2842</b>	<b>6.3</b>	-

### **PLAYOFFS**

G	Mn.	FG	FGA	Pct.	3FG	3FGA	PCT	FT	FTA	Pct.	Off.	Def.	Tot.	Ast.	PF	Q.	StL.	TO	Blk.	Pts.	Avg.	Hi	
1996-97	9	279	17	38	.447	12	28	429	14	18	778	12	36	48	13	-	-	10	11	7	60	6.7	-
1997-98	13	422	39	70	.557	6	17	353	28	41	683	34	50	84	40	-	-	14	18	18	112	8.6	-
1998-99	8	177	12	26	.462	5	12	417	11	14	786	10	26	36	11	-	-	6	7	6	40	5.0	-
1999-00	23	618	59	145	.407	17	59	288	40	57	702	38	85	123	58	-	-	20	30	19	175	7.6	-
2000-01	16	382	32	87	.368	17	47	362	13	22	591	30	53	83	31	-	-	22	18	16	94	5.9	-
2001-02	19	703	61	136	.449	24	62	387	30	38	789	36	118	154	61	-	-	33	30	16	176	9.3	-
2002-03	12	373	30	94	.319	2	38	053	5	9	556	23	57	80	37	-	-	15	17	12	67	5.6	-
<b>TOT</b>	<b>100</b>	<b>2954</b>	<b>250</b>	<b>596</b>	<b>.419</b>	<b>83</b>	<b>263</b>	<b>316</b>	<b>141</b>	<b>199</b>	<b>709</b>	<b>183</b>	<b>425</b>	<b>608</b>	<b>251</b>	<b>-</b>	<b>-</b>	<b>120</b>	<b>131</b>	<b>94</b>	<b>724</b>	<b>7.2</b>	<b>-</b>

## **DWIGHT HOWARD - 6-11, 265 - SW ATLANTA CHRISTIAN ACADEMY (GA)**

**DECEMBER 8, 1985**

### **REGULAR SEASON**

G	Mn.	FG	FGA	Pct.	3FG	3FGA	PCT	FT	FTA	Pct.	Off.	Def.	Tot.	Ast.	PF	Q.	StL.	TO	Blk.	Pts.	Avg.	Hi	
2012-13	76	2722	470	813	.578	1	6	.167	355	721	492	251	694	945	108	291	5	84	225	186	1296	17.1	39

### **PLAYOFFS**

G	Mn.	FG	FGA	Pct.	3FG	3FGA	PCT	FT	FTA	Pct.	Off.	Def.	Tot.	Ast.	PF	Q.	StL.	TO	Blk.	Pts.	Avg.	Hi	
2012-13	4	126	26	42	.619	0	0	0	16	36	.444	10	33	43	4	17	0	2	16	8	68	17.0	-

## **LOU HUDSON - 6-4 1/2, 215 - MINNESOTA**

**JULY 11, 1944**

### **REGULAR SEASON**

G	Mn.	FG	FGA	Pct.	3FG	3FGA	PCT	FT	FTA	Pct.	Off.	Def.	Tot.	Ast.	PF	Q.	StL.	TO	Blk.	Pts.	Avg.	Hi	
1977-78	82	2283	493	992	.497	-	-	-	137	177	.774	80	108	188	193	196	0	94	150	14	1123	13.7	30
1978-79	78	1686	329	636	.517	-	-	-	110	124	.887	64	76	140	141	133	1	58	99	17	768	9.8	23
<b>TOT</b>	<b>160</b>	<b>3969</b>	<b>822</b>	<b>1628</b>	<b>.505</b>	<b>-</b>	<b>-</b>	<b>-</b>	<b>247</b>	<b>301</b>	<b>.821</b>	<b>144</b>	<b>184</b>	<b>328</b>	<b>334</b>	<b>329</b>	<b>1</b>	<b>152</b>	<b>249</b>	<b>31</b>	<b>1891</b>	<b>11.8</b>	<b>-</b>

### **PLAYOFFS**

G	Mn.	FG	FGA	Pct.	3FG	3FGA	PCT	FT	FTA	Pct.	Off.	Def.	Tot.	Ast.	PF	Q.	StL.	TO	Blk.	Pts.	Avg.	Hi
1977-78	3	93	14	38	.368	-	-	-	7	8	.875	-	9	9	-	-	-	-	-	35	11.7	-
1978-79	6	90	17	32	.531	-	-	-	4	4	1.000	-	4	8	-	-	-	-	-	38	6.3	-
<b>TOT</b>	<b>9</b>	<b>183</b>	<b>31</b>	<b>70</b>	<b>.443</b>	<b>-</b>	<b>-</b>	<b>-</b>	<b>11</b>	<b>12</b>	<b>.917</b>	<b>-</b>	<b>13</b>	<b>17</b>	<b>-</b>	<b>-</b>	<b>-</b>	<b>-</b>	<b>73</b>	<b>8.1</b>	<b>-</b>	<b>-</b>

## **ROD HUNDLEY - 6-4, 185 - WEST VIRGINIA**

**OCTOBER 26, 1934**

### **REGULAR SEASON**

G	Mn.	FG	FGA	Pct.	3FG	3FGA	PCT	FT	FTA	Pct.	Off.	Def.	Tot.	Ast.	PF	Q.	StL.	TO	Blk.	Pts.	Avg.	Hi
1957-58	65	1154	174	548	.318	-	-	-	104	162	.642	-	23	20	15	0	-	-	-	452	7.0	-
1958-59	71	1664	259	719	.360	-	-	-	164	218	.752	-	250	205	139	0	-	-	-	682	9.6	-
1959-60	73	2279	365	1019	.358	-	-	-	203	273	.744	-	390	338	194	0	-	-	-	933	12.8	-
1960-61	79	2179	323	921	.351	-	-	-	223	296	.753	-	289	350	144	0	-	-	-	869	11.0	-
1961-62	78	1492	173	509	.340	-	-	-	83	127	.654	-	199	290	129	1	-	-	-	429	5.5	-
1962-63	65	785	88	262	.336	-	-	-	84	119	.706	-	106	151	81	0	-	-	-	260	4.0	-
<b>TOT</b>	<b>431</b>	<b>9553</b>	<b>1382</b>	<b>3978</b>	<b>.347</b>	<b>-</b>	<b>-</b>	<b>-</b>	<b>861</b>	<b>1195</b>	<b>.721</b>	<b>-</b>	<b>1420</b>	<b>1455</b>	<b>786</b>	<b>1</b>	<b>-</b>	<b>-</b>	<b>-</b>	<b>3625</b>	<b>8.4</b>	<b>-</b>

### **PLAYOFFS**

G	Mn.	FG	FGA	Pct.	3FG	3FGA	PCT	FT	FTA	Pct.	Off.	Def.	Tot.	Ast.	PF	Q.	StL.	TO	Blk.	Pts.	Avg.	Hi
1958-59	13	175	20	58	.345	-	-	-	12	14	.857	-	23	20	15	-	-	-	-	52	4.0	-
1959-60	9	337	41	122	.336	-	-	-	24	37	.649	-	61	55	18	-	-	-	-	106	11.8	-
1960-61	12	287	30	101	.297	-	-	-	20	29	.690	-	41	45	19	-	-	-	-	80	6.7	-
1961-62	12	187	7	25	.280	-	-	-	9	12	.750	-	18	32	27	-	-	-	-	23	1.9	-
1962-63	7	34	3	10	.300	-	-	-	3	3	1.000	-	6	5	1	-	-	-	-	9	1.3	-
<b>TOT</b>	<b>53</b>	<b>1020</b>	<b>101</b>	<b>316</b>	<b>.320</b>	<b>-</b>	<b>-</b>	<b>-</b>	<b>68</b>	<b>95</b>	<b>.716</b>	<b>-</b>	<b>149</b>	<b>157</b>	<b>80</b>	<b>-</b>	<b>-</b>	<b>-</b>	<b>-</b>	<b>270</b>	<b>5.1</b>	<b>-</b>

## **LINDSEY HUNTER - 6-2, 190 - JACKSON STATE**

**DECEMBER 3, 1970**

### **REGULAR SEASON**

G	Mn.	FG	FGA	Pct.	3FG	3FGA	PCT	FT	FTA	Pct.	Off.	Def.	Tot.	Ast.	PF	Q.	StL.	TO	Blk.	Pts.	Avg.	Hi	
2001-02	82	1616	187	490	.382	79	208	.380	20	40	500	18	103	121	129	120	0	66	55	19	473	5.8	18

### **PLAYOFFS**

G	Mn.	FG	FGA	Pct.	3FG	3FGA	PCT	FT	FTA	Pct.	Off.	Def.	Tot.	Ast.	PF	Q.	StL.	TO	Blk.	Pts.	Avg.	Hi	
2001-02	18	132	14	45	.311	8	29	.276	0	0	-	2	5	7	10	-	-	2	5	0	36	2.0	-

## **JOE HUTTON - 6-1, 170 - HAMLINE**

**OCTOBER 6, 1928**

### **REGULAR SEASON**

G	Mn.	FG	FGA	Pct.	3FG	3FGA	PCT	FT	FTA	Pct.	Off.	Def.	Tot.	Ast.	PF	Q.	StL.	TO	Blk.	Pts.	Avg.	Hi
1950-51	60	-	59	180	.328	-	-	-	29	43	.647	-	102	53	19	1	-	-	-	147	2.5	-
1951-52	60	723	53	158	.335	-	-	-	49	70	.700	-	85	62	110	1	-	-	-	155	2.6	-
<b>TOT</b>	<b>120</b>	<b>723</b>	<b>112</b>	<b>338</b>	<b>.331</b>	<b>-</b>	<b>-</b>	<b>-</b>	<b>78</b>	<b>113</b>	<b>.690</b>	<b>-</b>	<b>187</b>	<b>115</b>	<b>199</b>	<b>2</b>	<b>-</b>	<b>-</b>	<b>-</b>	<b>302</b>	<b>2.5</b>	<b>-</b>

### **PLAYOFFS**

G	Mn.	FG	FGA	Pct.	3FG	3FGA	PCT	FT	FTA	Pct.	Off.	Def.	Tot.	Ast.	PF	Q.	StL.	TO	Blk.	Pts.	Avg.	Hi
1950-51	7	0	3	.000	-	-	-	2	4	.500	-	3	1	-	-	-	-	-	-	2	0.3	-
1951-52	12	139	12	29	.414	-	-	-	9	14	.643	-	13	12	-	-	-	-	-	33	2.8	-
<b>TOT</b>	<b>19</b>	<b>-</b>	<b>12</b>	<b>32</b>	<																	

# ALL-TIME ROSTER WITH STATISTICS



## DARRALL IMHOFF - 6-10, 220 - CALIFORNIA

OCTOBER 11, 1938

### REGULAR SEASON

G	Min.	FG	FGA	Pct.	3FG	3FGA	PCT	FT	FTA	Pct.	Off.	Def.	Tot.	Ast.	PF	Dq.	StL.	TO	Blk.	Pts.	Avg.	Hi
1964-65	76	1521	145	311	.466	-	-	88	154	.571	-	-	500	87	238	7	-	-	-	378	5.0	-
1965-66	77	1413	151	337	.448	-	-	77	136	.566	-	-	509	113	234	7	-	-	-	379	4.9	-
1966-67	81	2725	370	780	.474	-	-	127	207	.614	-	-	1080	222	281	7	-	-	-	867	10.7	-
1967-68	82	2271	293	613	.478	-	-	177	286	.619	-	-	893	206	264	3	-	-	-	763	9.3	-
<b>TOT</b>	<b>316</b>	<b>7930</b>	<b>959</b>	<b>2041</b>	<b>.470</b>	<b>-</b>	<b>-</b>	<b>469</b>	<b>783</b>	<b>.600</b>	<b>-</b>	<b>-</b>	<b>2982</b>	<b>628</b>	<b>1017</b>	<b>24</b>	<b>-</b>	<b>-</b>	<b>-</b>	<b>2387</b>	<b>7.6</b>	<b>-</b>

### PLAYOFFS

G	Min.	FG	FGA	Pct.	3FG	3FGA	PCT	FT	FTA	Pct.	Off.	Def.	Tot.	Ast.	PF	Dq.	StL.	TO	Blk.	Pts.	Avg.	Hi
1964-65	11	151	13	24	.542	-	-	7	12	.583	-	-	43	13	-	-	-	-	-	33	3.0	-
1965-66	14	243	14	40	.350	-	-	13	18	.722	-	-	81	30	-	-	-	-	-	41	2.9	-
1966-67	3	86	13	24	.542	-	-	4	5	.800	-	-	37	5	-	-	-	-	-	30	10.0	-
1967-68	15	440	44	89	.494	-	-	26	51	.510	-	-	163	30	-	-	-	-	-	114	7.6	-
<b>TOT</b>	<b>43</b>	<b>920</b>	<b>84</b>	<b>177</b>	<b>.475</b>	<b>-</b>	<b>-</b>	<b>50</b>	<b>86</b>	<b>.581</b>	<b>-</b>	<b>-</b>	<b>324</b>	<b>78</b>	<b>-</b>	<b>-</b>	<b>-</b>	<b>-</b>	<b>-</b>	<b>218</b>	<b>5.1</b>	<b>-</b>

## MCCOY INGRAM - 6-0, 210 - JACKSON STATE

AUGUST 31, 1931

### REGULAR SEASON

G	Min.	FG	FGA	Pct.	3FG	3FGA	PCT	FT	FTA	Pct.	Off.	Def.	Tot.	Ast.	PF	Dq.	StL.	TO	Blk.	Pts.	Avg.	Hi
1957-58	24	267	27	103	.262	-	-	13	28	.464	-	-	116	20	44	1	-	-	-	67	2.8	-

## JIM JACKSON - 6-6, 220 - OHIO STATE

OCTOBER 14, 1970

### REGULAR SEASON

G	Min.	FG	FGA	Pct.	3FG	3FGA	PCT	FT	FTA	Pct.	Off.	Def.	Tot.	Ast.	PF	Dq.	StL.	TO	Blk.	Pts.	Avg.	Hi	
2005-06	13	92	9	31	.290	4	11	.364	0	0	-	0	12	12	4	5	0	2	5	0	22	1.7	7

### PLAYOFFS

G	Min.	FG	FGA	Pct.	3FG	3FGA	PCT	FT	FTA	Pct.	Off.	Def.	Tot.	Ast.	PF	Dq.	StL.	TO	Blk.	Pts.	Avg.	Hi
2005-06	3	21	2	6	.333	0	1	.000	0	0	.000	2	1	3	2	-	1	2	1	4	1.3	-

## TONY JACKSON - 6-0, 170 - FLORIDA STATE

JANUARY 17, 1958

### REGULAR SEASON

G	Min.	FG	FGA	Pct.	3FG	3FGA	PCT	FT	FTA	Pct.	Off.	Def.	Tot.	Ast.	PF	Dq.	StL.	TO	Blk.	Pts.	Avg.	Hi	
1980-81	2	14	1	3	.333	0	0	-	0	0	-	0	2	2	2	1	0	2	0	0	2	1.0	2

## SAM JACOBSON - 6-6, 215 - MINNESOTA

JULY 22, 1975

### REGULAR SEASON

G	Min.	FG	FGA	Pct.	3FG	3FGA	PCT	FT	FTA	Pct.	Off.	Def.	Tot.	Ast.	PF	Dq.	StL.	TO	Blk.	Pts.	Avg.	Hi	
1998-99	2	12	3	5	.600	0	1	.000	2	2	1.000	0	3	3	0	2	0	0	1	0	8	4.0	6
1999-00	3	18	5	9	.556	0	0	-	0	2	.000	0	1	1	2	1	0	1	2	0	10	3.3	6
<b>TOT</b>	<b>5</b>	<b>30</b>	<b>8</b>	<b>14</b>	<b>.571</b>	<b>0</b>	<b>1</b>	<b>.000</b>	<b>2</b>	<b>4</b>	<b>.500</b>	<b>0</b>	<b>4</b>	<b>4</b>	<b>2</b>	<b>3</b>	<b>0</b>	<b>1</b>	<b>3</b>	<b>0</b>	<b>18</b>	<b>3.6</b>	<b>-</b>

## ANTAWN JAMISON - 6-9, 235 - NORTH CAROLINA

JUNE 12, 1976

### REGULAR SEASON

G	Min.	FG	FGA	Pct.	3FG	3FGA	PCT	FT	FTA	Pct.	Off.	Def.	Tot.	Ast.	PF	Dq.	StL.	TO	Blk.	Pts.	Avg.	Hi	
2012-13	76	1636	267	575	.464	84	233	.361	94	136	.691	109	253	362	50	124	1	30	53	22	712	9.4	33

### PLAYOFFS

G	Min.	FG	FGA	Pct.	3FG	3FGA	PCT	FT	FTA	Pct.	Off.	Def.	Tot.	Ast.	PF	Dq.	StL.	TO	Blk.	Pts.	Avg.	Hi	
2012-13	4	79	10	23	.435	5	12	.417	4	6	.667	1	6	7	1	9	0	1	3	2	29	7.3	-

## TONY JAROS - 6-3, 185 - MINNESOTA

FEBRUARY 22, 1920

### REGULAR SEASON

G	Min.	FG	FGA	Pct.	3FG	3FGA	PCT	FT	FTA	Pct.	Off.	Def.	Tot.	Ast.	PF	Dq.	StL.	TO	Blk.	Pts.	Avg.	Hi
1948-49	59	-	132	385	.343	-	-	79	110	.718	-	-	58	114	-	-	-	-	-	343	5.8	-
1949-50	61	-	84	289	.291	-	-	72	96	.750	-	-	60	106	-	-	-	-	-	240	3.9	-
1950-51	63	-	88	287	.307	-	-	65	103	.631	-	-	131	72	131	0	-	-	-	241	3.8	-
<b>TOT</b>	<b>183</b>	<b>-</b>	<b>304</b>	<b>961</b>	<b>.316</b>	<b>-</b>	<b>-</b>	<b>216</b>	<b>309</b>	<b>.699</b>	<b>-</b>	<b>-</b>	<b>131</b>	<b>190</b>	<b>351</b>	<b>0</b>	<b>-</b>	<b>-</b>	<b>-</b>	<b>824</b>	<b>4.5</b>	<b>-</b>

### PLAYOFFS

G	Min.	FG	FGA	Pct.	3FG	3FGA	PCT	FT	FTA	Pct.	Off.	Def.	Tot.	Ast.	PF	Dq.	StL.	TO	Blk.	Pts.	Avg.	Hi
1948-49	10	-	20	56	.357	-	-	18	23	.783	-	-	11	-	-	-	-	-	-	58	5.8	-
1949-50	2	-	0	3	.000	-	-	1	2	.500	-	-	0	0	-	-	-	-	-	1	0.5	-
1950-51	7	-	6	20	.300	-	-	8	11	.727	-	-	7	6	-	-	-	-	-	20	2.9	-
<b>TOT</b>	<b>19</b>	<b>-</b>	<b>26</b>	<b>79</b>	<b>.329</b>	<b>-</b>	<b>-</b>	<b>27</b>	<b>36</b>	<b>.750</b>	<b>-</b>	<b>-</b>	<b>7</b>	<b>17</b>	<b>-</b>	<b>-</b>	<b>-</b>	<b>-</b>	<b>-</b>	<b>79</b>	<b>4.2</b>	<b>-</b>

## CLAY JOHNSON - 6-4, 175 - MISSOURI

JULY 18, 1956

### REGULAR SEASON

G	Min.	FG	FGA	Pct.	3FG	3FGA	PCT	FT	FTA	Pct.	Off.	Def.	Tot.	Ast.	PF	Dq.	StL.	TO	Blk.	Pts.	Avg.	Hi	
1981-82	7	65	11	20	.550	0	0	-	3	6	.500	8	4	12	7	13	0	3	7	3	25	3.6	14
1982-83	48	447	53	135	.393	0	2	.000	38	48	.792	40	29	69	24	62	0	22	25	4	144	3.0	13
<b>TOT</b>	<b>55</b>	<b>512</b>	<b>64</b>	<b>155</b>	<b>.413</b>	<b>0</b>	<b>2</b>	<b>.000</b>	<b>41</b>	<b>54</b>	<b>.759</b>	<b>48</b>	<b>33</b>	<b>81</b>	<b>31</b>	<b>75</b>	<b>0</b>	<b>25</b>	<b>32</b>	<b>7</b>	<b>169</b>	<b>3.1</b>	<b>-</b>

### PLAYOFFS

G	Min.	FG	FGA	Pct.	3FG	3FGA	PCT	FT	FTA	Pct.	Off.	Def.	Tot.	Ast.	PF	Dq.	StL.	TO	Blk.	Pts.	Avg.	Hi
1981-82	7	38	5	9	.556	0	1	.000	2	2	1.000	1	2	3	1	-	1	1	0	12	1.7	-
1982-83	7	20	4	7	.571	0	1	.000	0	0	.000	2	2	4	1	-	1	1	0	8	1.1	-
<b>TOT</b>	<b>14</b>	<b>58</b>	<b>9</b>	<b>16</b>	<b>.563</b>	<b>0</b>	<b>1</b>	<b>.000</b>	<b>2</b>	<b>2</b>	<b>1.000</b>	<b>3</b>	<b>4</b>	<b>7</b>	<b>2</b>	<b>-</b>	<b>2</b>	<b>2</b>	<b>0</b>	<b>20</b>	<b>1.4</b>	<b>-</b>





# ALL-TIME ROSTER WITH STATISTICS

## EARVIN JOHNSON - 6-9, 220 - MICHIGAN STATE

AUGUST 14, 1959

	G	Min.	FG	FGA	Pct.	3FG	3FGA	PCT	FT	FTA	Pct.	Off.	Def.	Tot.	Ast.	PF	Qo.	StL.	TO	Blk.	Pts.	Avg.	HI
1979-80	77	2795	503	949	.530	7	31	226	374	462	.810	166	430	596	563	218	1	187	305	41	1387	18.0	31
1980-81	37	1371	312	587	.532	3	17	176	171	225	.760	101	219	320	317	100	0	127	143	27	798	21.6	41
1981-82	79	2901	556	1036	.537	6	29	207	329	433	.760	252	499	751	473	223	1	208	286	34	1447	18.6	40
1982-83	79	2907	511	933	.548	0	21	0.00	304	380	.800	214	469	683	829	200	1	176	301	47	1326	16.8	36
1983-84	67	2567	441	780	.565	6	29	207	290	358	.810	99	392	491	875	169	1	150	306	49	1178	17.6	33
1984-85	77	2781	504	899	.561	7	37	189	391	464	.843	90	386	476	968	155	0	113	305	25	1406	18.3	39
1985-86	72	2578	483	918	.526	10	43	233	378	434	.871	85	341	426	907	133	0	113	273	16	1354	18.8	34
1986-87	80	2904	683	1308	.522	8	39	205	535	631	.848	122	382	504	977	168	0	138	300	36	1909	23.9	46
1987-88	72	2637	490	996	.492	11	56	196	417	489	.853	88	361	449	858	147	0	114	269	13	1408	19.6	39
1988-89	77	2886	579	1137	.509	59	188	314	513	563	.911	111	496	607	988	172	0	138	312	22	1730	22.5	40
1989-90	79	2937	546	1138	.480	106	276	384	637	637	.890	128	394	522	907	167	1	132	289	34	1765	22.3	38
1990-91	79	2933	466	976	.477	80	250	320	519	573	.906	105	446	551	989	150	0	102	314	17	1531	19.4	34
1995-96	32	958	137	294	.466	22	58	379	172	201	.856	40	143	183	220	48	0	26	103	13	468	14.6	30
TOT	906	33245	6211	11951	.520	325	1074	303	4960	5850	.848	1601	4958	6559	10141	2050	5	1724	3506	374	17707	19.5	-

### PLAYOFFS

	G	Min.	FG	FGA	Pct.	3FG	3FGA	PCT	FT	FTA	Pct.	Off.	Def.	Tot.	Ast.	PF	Qo.	StL.	TO	Blk.	Pts.	Avg.	HI
1979-80	16	658	103	199	.518	2	8	.250	85	106	.802	52	116	168	151	-	-	49	65	6	293	18.3	-
1980-81	3	127	19	49	.388	0	0	-	13	20	.650	8	33	41	21	-	-	8	11	3	51	17.0	-
1981-82	14	562	83	157	.529	0	4	.000	77	93	.828	54	104	158	130	-	-	40	44	3	243	17.4	-
1982-83	15	643	100	206	.485	0	11	.000	68	81	.840	51	77	128	192	-	-	34	64	12	268	17.9	-
1983-84	21	837	151	274	.545	0	7	.000	80	100	.800	26	113	139	284	-	-	42	79	20	382	18.2	-
1984-85	19	687	116	226	.513	1	7	.143	100	118	.847	19	115	134	289	-	-	32	76	4	333	17.5	-
1985-86	14	541	110	205	.537	0	11	.000	82	107	.766	21	79	100	211	-	-	27	45	1	302	21.6	-
1986-87	18	666	146	271	.539	2	10	.200	98	118	.831	28	111	139	219	-	-	31	51	7	392	21.8	-
1987-88	24	965	169	329	.514	7	14	.500	132	155	.852	32	98	130	303	-	-	34	83	4	477	19.9	-
1988-89	14	518	85	174	.489	10	35	.286	78	86	.907	15	68	83	165	-	-	27	53	3	258	18.4	-
1989-90	9	376	76	155	.490	5	25	.200	70	79	.886	12	45	57	115	-	-	11	36	1	227	25.2	-
1990-91	19	823	118	268	.440	21	71	.296	157	178	.882	23	131	154	240	-	-	23	77	0	414	21.8	-
1995-96	4	135	15	39	.385	3	9	.333	28	33	.848	8	26	34	26	-	-	0	12	0	61	15.3	-
TOT	190	7538	1291	2552	.506	51	212	.241	1068	1274	.838	349	1116	1465	2346	-	-	358	696	64	3701	19.5	-

## RON JOHNSON - 6-8, 215 - MINNESOTA

JULY 20, 1938

### REGULAR SEASON

	G	Min.	FG	FGA	Pct.	3FG	3FGA	PCT	FT	FTA	Pct.	Off.	Def.	Tot.	Ast.	PF	Qo.	StL.	TO	Blk.	Pts.	Avg.	HI
1960-61	8	43	2	13	.154	-	-	-	2	3	.667	-	-	15	1	4	0	-	-	-	6	0.8	-

## TREY JOHNSON - 6-5, 215 - JACKSON STATE

AUGUST 30, 1984

### REGULAR SEASON

	G	Min.	FG	FGA	Pct.	3FG	3FGA	PCT	FT	FTA	Pct.	Off.	Def.	Tot.	Ast.	PF	Qo.	StL.	TO	Blk.	Pts.	Avg.	HI
2010-11	1	13	2	3	.667	0	0	-	2	2	1.000	0	0	0	1	0	0	0	0	0	6	6.0	6

### PLAYOFFS

	G	Min.	FG	FGA	Pct.	3FG	3FGA	PCT	FT	FTA	Pct.	Off.	Def.	Tot.	Ast.	PF	Qo.	StL.	TO	Blk.	Pts.	Avg.	HI
2010-11	3	12	1	5	.200	0	1	.000	1	2	.500	1	3	4	1	-	-	0	0	0	3	1.0	-

## WESLEY JOHNSON - 6-7, 215 - SYRACUSE

JULY 11, 1987

### REGULAR SEASON

	G	Min.	FG	FGA	Pct.	3FG	3FGA	PCT	FT	FTA	Pct.	Off.	Def.	Tot.	Ast.	PF	Qo.	StL.	TO	Blk.	Pts.	Avg.	HI
2013-14	79	2240	277	651	.425	100	271	.369	61	77	.792	70	278	348	124	207	1	86	90	77	715	9.1	27
2014-15	76	2245	286	691	.414	91	259	.351	90	112	.804	67	252	319	124	162	4	59	87	45	753	9.9	22
TOT	155	4485	563	1342	.420	191	530	.360	151	189	.799	137	530	667	248	369	5	145	177	122	1468	9.5	-

## DARIUS JOHNSON-ODOM - 6-2, 215 - MARQUETTE

SEPTEMBER 28, 1989

### REGULAR SEASON

	G	Min.	FG	FGA	Pct.	3FG	3FGA	PCT	FT	FTA	Pct.	Off.	Def.	Tot.	Ast.	PF	Qo.	StL.	TO	Blk.	Pts.	Avg.	HI
2012-13	4	6	0	4	.000	0	1	.000	0	0	-	1	3	4	1	0	0	0	0	0	0	0.0	-

## HOWIE JOLLIFF - 6-7, 220 - OHIO

JULY 20, 1938

### REGULAR SEASON

	G	Min.	FG	FGA	Pct.	3FG	3FGA	PCT	FT	FTA	Pct.	Off.	Def.	Tot.	Ast.	PF	Qo.	StL.	TO	Blk.	Pts.	Avg.	HI
1960-61	46	352	46	141	.326	-	-	-	11	23	.478	-	-	141	16	53	0	-	-	-	103	2.2	-
1961-62	64	1094	104	253	.411	-	-	-	41	78	.526	-	-	383	76	175	4	-	-	-	249	3.9	-
1962-63	28	293	15	55	.273	-	-	-	6	9	.667	-	-	62	20	49	1	-	-	-	36	1.3	-
TOT	138	1739	165	449	.367	-	-	-	58	110	.527	-	-	586	112	277	5	-	-	-	388	2.8	-

### PLAYOFFS

	G	Min.	FG	FGA	Pct.	3FG	3FGA	PCT	FT	FTA	Pct.	Off.	Def.	Tot.	Ast.	PF	Qo.	StL.	TO	Blk.	Pts.	Avg.	HI
1960-61	4	35	6	13	.462	-	-	-	0	0	-	-	-	25	8	-	-	-	-	-	12	3.0	-
1961-62	9	77	2	9	.222	-	-	-	8	8	1.000	-	-	28	7	-	-	-	-	-	12	1.3	-
TOT	13	112	8	22	.364	-	-	-	8	8	1.000	-	-	53	15	-	-	-	-	-	24	1.8	-

## DWIGHT JONES - 6-10, 210 - HOUSTON

FEBRUARY 27, 1952

### REGULAR SEASON

	G	Min.	FG	FGA	Pct.	3FG	3FGA	PCT	FT	FTA	Pct.	Off.	Def.	Tot.	Ast.	PF	Qo.	StL.	TO	Blk.	Pts.	Avg.	HI
1982-83	32	491	62	132	.470	0	1	.000	32	48	.667	28	86	114	22	82	0	13	35	9	156	4.9	14

### PLAYOFFS

	G	Min.	FG	FGA	Pct.	3FG	3FGA	PCT	FT	FTA	Pct.	Off.	Def.	Tot.	Ast.	PF	Qo.	StL.	TO	Blk.	Pts.	Avg.	HI
1982-83	7	59	5	16	.313	0	0	-	2	5	.400	4	8	12	0	-	-	1	5	0	12	1.7	-



# ALL-TIME ROSTER WITH STATISTICS



## **EARL JONES - 7-0, 230 - DISTRICT OF COLUMBIA**

**JANUARY 13, 1961**

### **REGULAR SEASON**

G	Min.	FG	FGA	Pct.	3FG	3FGA	PCT	FT	FTA	Pct.	Off.	Def.	Tot.	Ast.	PF	Dq.	Stl.	TO	Blk.	Pts.	Avg.	HI
1984-85	2	7	0	1	.000	0	0	0	0	-	0	0	0	0	0	0	0	1	0	0	0.0	0

## **EDDIE JONES - 6-6, 200 - TEMPLE**

**OCTOBER 20, 1971**

### **REGULAR SEASON**

G	Min.	FG	FGA	Pct.	3FG	3FGA	PCT	FT	FTA	Pct.	Off.	Def.	Tot.	Ast.	PF	Dq.	Stl.	TO	Blk.	Pts.	Avg.	HI	
1994-95	64	1981	342	744	.460	91	246	.370	122	169	.722	79	170	249	128	175	1	131	75	41	897	14.0	31
1995-96	70	2184	337	685	.492	83	227	.366	136	184	.739	45	188	233	246	162	0	129	99	45	893	12.8	27
1996-97	80	2998	473	1081	.438	152	389	.391	276	337	.819	90	236	326	270	226	3	189	169	49	1374	17.2	34
1997-98	80	2910	486	1005	.484	143	368	.389	234	306	.765	85	217	302	246	164	0	160	146	55	1349	16.9	35
1998-99	20	724	96	227	.423	20	64	.313	59	80	.738	20	56	76	61	42	0	35	21	24	271	13.6	21
<b>TOT</b>	<b>314</b>	<b>10797</b>	<b>1779</b>	<b>3742</b>	<b>.475</b>	<b>489</b>	<b>1294</b>	<b>.378</b>	<b>827</b>	<b>1076</b>	<b>.769</b>	<b>319</b>	<b>867</b>	<b>1186</b>	<b>951</b>	<b>769</b>	<b>4</b>	<b>644</b>	<b>510</b>	<b>214</b>	<b>4784</b>	<b>15.2</b>	<b>-</b>

### **PLAYOFFS**

G	Min.	FG	FGA	Pct.	3FG	3FGA	PCT	FT	FTA	Pct.	Off.	Def.	Tot.	Ast.	PF	Dq.	Stl.	TO	Blk.	Pts.	Avg.	HI
1994-95	10	286	30	80	.375	12	27	.444	15	21	.714	7	25	32	20	-	8	17	9	87	8.7	-
1995-96	4	155	27	49	.551	10	19	.526	5	8	.625	7	14	21	6	-	8	4	1	69	17.3	-
1996-97	9	283	33	72	.458	9	24	.375	26	35	.743	8	23	31	29	-	9	13	4	101	11.2	-
1997-98	13	476	69	148	.466	20	48	.417	63	76	.829	12	39	51	32	-	26	17	21	221	17.0	-
<b>TOT</b>	<b>36</b>	<b>1200</b>	<b>159</b>	<b>349</b>	<b>.456</b>	<b>51</b>	<b>118</b>	<b>.432</b>	<b>109</b>	<b>140</b>	<b>.779</b>	<b>34</b>	<b>101</b>	<b>135</b>	<b>87</b>	<b>-</b>	<b>51</b>	<b>51</b>	<b>35</b>	<b>478</b>	<b>13.3</b>	<b>-</b>

## **JUMAINE JONES - 6-8, 242 - GEORGIA**

**FEBRUARY 10, 1979**

### **REGULAR SEASON**

G	Min.	FG	FGA	Pct.	3FG	3FGA	PCT	FT	FTA	Pct.	Off.	Def.	Tot.	Ast.	PF	Dq.	Stl.	TO	Blk.	Pts.	Avg.	HI	
2004-05	76	1830	210	486	.432	102	261	.391	55	75	.733	107	291	398	665	165	1	44	49	24	577	7.6	25

## **EDDIE JORDAN - 6-1, 170 - RUTGERS**

**JANUARY 29, 1955**

### **REGULAR SEASON**

G	Min.	FG	FGA	Pct.	3FG	3FGA	PCT	FT	FTA	Pct.	Off.	Def.	Tot.	Ast.	PF	Dq.	Stl.	TO	Blk.	Pts.	Avg.	HI	
1980-81	60	987	120	279	.430	3	12	.250	63	95	.663	25	55	80	195	136	0	74	120	7	306	5.1	18
1981-82	58	608	89	208	.428	1	9	.111	43	54	.796	4	39	43	131	98	0	62	66	1	222	3.8	17
1982-83	35	333	40	132	.303	3	16	.188	11	17	.647	8	18	26	80	52	0	31	54	1	94	2.7	12
1983-84	3	27	4	8	.500	0	3	.000	1	2	.500	0	4	4	5	0	4	8	0	9	3.0	4	
<b>TOT</b>	<b>156</b>	<b>1955</b>	<b>253</b>	<b>627</b>	<b>.404</b>	<b>7</b>	<b>40</b>	<b>.175</b>	<b>118</b>	<b>168</b>	<b>.702</b>	<b>37</b>	<b>116</b>	<b>153</b>	<b>411</b>	<b>291</b>	<b>0</b>	<b>171</b>	<b>248</b>	<b>9</b>	<b>631</b>	<b>4.0</b>	<b>-</b>

### **PLAYOFFS**

G	Min.	FG	FGA	Pct.	3FG	3FGA	PCT	FT	FTA	Pct.	Off.	Def.	Tot.	Ast.	PF	Dq.	Stl.	TO	Blk.	Pts.	Avg.	HI
1980-81	2	4	0	0	-	0	0	0	0	0	-	0	0	0	1	-	0	0	0	0	0.0	-
1981-82	3	6	0	2	.000	0	1	.000	0	0	-	0	0	0	5	-	2	1	0	0	0.0	-
<b>TOT</b>	<b>5</b>	<b>10</b>	<b>0</b>	<b>2</b>	<b>.000</b>	<b>0</b>	<b>1</b>	<b>.000</b>	<b>0</b>	<b>0</b>	<b>-</b>	<b>0</b>	<b>0</b>	<b>0</b>	<b>6</b>	<b>-</b>	<b>2</b>	<b>1</b>	<b>0</b>	<b>0</b>	<b>0.0</b>	<b>-</b>

## **REGGIE JORDAN - 6-4, 195 - NEW MEXICO STATE**

**JANUARY 26, 1968**

### **REGULAR SEASON**

G	Min.	FG	FGA	Pct.	3FG	3FGA	PCT	FT	FTA	Pct.	Off.	Def.	Tot.	Ast.	PF	Dq.	Stl.	TO	Blk.	Pts.	Avg.	HI	
1993-94	23	259	44	103	.427	2	4	.500	35	51	.686	46	21	67	26	26	0	14	14	5	125	5.4	28

## **JOHNNY JORGENSEN - 6-2, 185 - DEPAUL**

**DECEMBER 28, 1921**

### **REGULAR SEASON**

G	Min.	FG	FGA	Pct.	3FG	3FGA	PCT	FT	FTA	Pct.	Off.	Def.	Tot.	Ast.	PF	Dq.	Stl.	TO	Blk.	Pts.	Avg.	HI	
1948-49	48	-	41	114	.360	-	-	-	24	33	.727	-	-	-	33	68	-	-	-	-	106	2.2	-

### **PLAYOFFS**

G	Min.	FG	FGA	Pct.	3FG	3FGA	PCT	FT	FTA	Pct.	Off.	Def.	Tot.	Ast.	PF	Dq.	Stl.	TO	Blk.	Pts.	Avg.	HI	
1948-49	6	-	3	7	.429	-	-	-	1	1	1.000	-	-	-	4	-	-	-	-	-	7	1.2	-

## **EDWIN "WHITEY" KACHAN - 6-2, 175 - DEPAUL**

**SEPTEMBER 15, 1925**

### **REGULAR SEASON**

G	Min.	FG	FGA	Pct.	3FG	3FGA	PCT	FT	FTA	Pct.	Off.	Def.	Tot.	Ast.	PF	Dq.	Stl.	TO	Blk.	Pts.	Avg.	HI	
1948-49	19	-	16	42	.381	-	-	-	15	22	.682	-	-	-	12	24	-	-	-	-	47	2.5	-

## **ED KALAFAT - 6-6, 245 - MINNESOTA**

**OCTOBER 13, 1932**

### **REGULAR SEASON**

G	Min.	FG	FGA	Pct.	3FG	3FGA	PCT	FT	FTA	Pct.	Off.	Def.	Tot.	Ast.	PF	Dq.	Stl.	TO	Blk.	Pts.	Avg.	HI	
1954-55	72	1102	118	375	.315	-	-	-	111	168	.661	-	-	317	75	205	9	-	-	-	347	4.8	-
1955-56	72	1639	194	540	.359	-	-	-	186	252	.738	-	-	440	130	236	2	-	-	-	574	8.0	-
1956-57	65	1617	178	507	.351	-	-	-	197	298	.661	-	-	425	105	243	9	-	-	-	553	8.5	-
<b>TOT</b>	<b>209</b>	<b>4358</b>	<b>490</b>	<b>1422</b>	<b>.345</b>	<b>-</b>	<b>-</b>	<b>-</b>	<b>494</b>	<b>718</b>	<b>.688</b>	<b>-</b>	<b>-</b>	<b>1182</b>	<b>310</b>	<b>684</b>	<b>20</b>	<b>-</b>	<b>-</b>	<b>-</b>	<b>1474</b>	<b>7.1</b>	<b>-</b>

### **PLAYOFFS**

G	Min.	FG	FGA	Pct.	3FG	3FGA	PCT	FT	FTA	Pct.	Off.	Def.	Tot.	Ast.	PF	Dq.	Stl.	TO	Blk.	Pts.	Avg.	HI	
1954-55	7	76	2	22	.091	-	-	-	3	10	.300	-	-	18	0	-	-	-	-	-	7	1.0	-
1955-56	3	55	9	21	.429	-	-	-	15	19	.789	-	-	21	2	-	-	-	-	-	33	11.0	-
1956-57	5	104	21	36	.583	-	-	-	21	31	.677	-	-	24	9	-	-	-	-	-	63	12.6	-
<b>TOT</b>	<b>15</b>	<b>235</b>	<b>32</b>	<b>79</b>	<b>.405</b>	<b>-</b>	<b>-</b>	<b>-</b>	<b>39</b>	<b>60</b>	<b>.650</b>	<b>-</b>	<b>-</b>	<b>63</b>	<b>11</b>	<b>-</b>	<b>-</b>	<b>-</b>	<b>-</b>	<b>-</b>	<b>103</b>	<b>6.9</b>	<b>-</b>

## **CHRIS KAMAN - 7-0, 265 - CENTRAL MICHIGAN**

**APRIL 28, 1982**

### **REGULAR SEASON**

G	Min.	FG	FGA	Pct.	3FG	3FGA	PCT	FT	FTA	Pct.	Off.	Def.	Tot.	Ast.	PF	Dq.	Stl.	TO	Blk.	Pts.	Avg.	HI	
2013-14	39	736	176	346	.509	0	3	.000	52	68	.765	54	175	229	58	93	1	11	74	40	404	10.4	28





ALL-TIME ROSTER WITH STATISTICS

JASON KAPONO - 6-8, 215 - UCLA

FEBRUARY 4, 1981

REGULAR SEASON

Table with columns: G, Min., FG, FGA, Pct., 3FG, 3FGA, PCT, FT, FTA, Pct., Off., Def. Tot., Ast., PF, Dq., STL, TO, Blk., Pts., Avg., HI

COBY KARL - 6-5, 215 - BOISE STATE

JUNE 8, 1983

REGULAR SEASON

Table with columns: G, Min., FG, FGA, Pct., 3FG, 3FGA, PCT, FT, FTA, Pct., Off., Def. Tot., Ast., PF, Dq., STL, TO, Blk., Pts., Avg., HI

PLAYOFFS

Table with columns: G, Min., FG, FGA, Pct., 3FG, 3FGA, PCT, FT, FTA, Pct., Off., Def. Tot., Ast., PF, Dq., STL, TO, Blk., Pts., Avg., HI

RYAN KELLY - 6-11, 230 - DUKE

APRIL 9, 1991

REGULAR SEASON

Table with columns: G, Min., FG, FGA, Pct., 3FG, 3FGA, PCT, FT, FTA, Pct., Off., Def. Tot., Ast., PF, Dq., STL, TO, Blk., Pts., Avg., HI

JEROME KERSEY - 6-7, 225 - LONGWOOD

JUNE 26, 1962

REGULAR SEASON

Table with columns: G, Min., FG, FGA, Pct., 3FG, 3FGA, PCT, FT, FTA, Pct., Off., Def. Tot., Ast., PF, Dq., STL, TO, Blk., Pts., Avg., HI

PLAYOFFS

Table with columns: G, Min., FG, FGA, Pct., 3FG, 3FGA, PCT, FT, FTA, Pct., Off., Def. Tot., Ast., PF, Dq., STL, TO, Blk., Pts., Avg., HI

RANDOLPH KEYS - 6-7, 195 - SOUTHERN MISSISSIPPI

APRIL 19, 1966

REGULAR SEASON

Table with columns: G, Min., FG, FGA, Pct., 3FG, 3FGA, PCT, FT, FTA, Pct., Off., Def. Tot., Ast., PF, Dq., STL, TO, Blk., Pts., Avg., HI

ERNIE KILLUM - 6-3, 185 - STETSON

JUNE 11, 1948

REGULAR SEASON

Table with columns: G, Min., FG, FGA, Pct., 3FG, 3FGA, PCT, FT, FTA, Pct., Off., Def. Tot., Ast., PF, Dq., STL, TO, Blk., Pts., Avg., HI

PLAYOFFS

Table with columns: G, Min., FG, FGA, Pct., 3FG, 3FGA, PCT, FT, FTA, Pct., Off., Def. Tot., Ast., PF, Dq., STL, TO, Blk., Pts., Avg., HI

FRANKIE KING - 6-1, 185 - WESTERN CAROLINA

JUNE 6, 1972

REGULAR SEASON

Table with columns: G, Min., FG, FGA, Pct., 3FG, 3FGA, PCT, FT, FTA, Pct., Off., Def. Tot., Ast., PF, Dq., STL, TO, Blk., Pts., Avg., HI

JIM KING - 6-2, 175 - TULSA

FEBRUARY 7, 1941

REGULAR SEASON

Table with columns: G, Min., FG, FGA, Pct., 3FG, 3FGA, PCT, FT, FTA, Pct., Off., Def. Tot., Ast., PF, Dq., STL, TO, Blk., Pts., Avg., HI

PLAYOFFS

Table with columns: G, Min., FG, FGA, Pct., 3FG, 3FGA, PCT, FT, FTA, Pct., Off., Def. Tot., Ast., PF, Dq., STL, TO, Blk., Pts., Avg., HI

JOE KLEINE - 7-0, 270 - ARKANSAS

JANUARY 4, 1962

REGULAR SEASON

Table with columns: G, Min., FG, FGA, Pct., 3FG, 3FGA, PCT, FT, FTA, Pct., Off., Def. Tot., Ast., PF, Dq., STL, TO, Blk., Pts., Avg., HI

TRAVIS KNIGHT - 7-0, 235 - CONNECTICUT

SEPTEMBER 13, 1974

REGULAR SEASON

Table with columns: G, Min., FG, FGA, Pct., 3FG, 3FGA, PCT, FT, FTA, Pct., Off., Def. Tot., Ast., PF, Dq., STL, TO, Blk., Pts., Avg., HI

PLAYOFFS

Table with columns: G, Min., FG, FGA, Pct., 3FG, 3FGA, PCT, FT, FTA, Pct., Off., Def. Tot., Ast., PF, Dq., STL, TO, Blk., Pts., Avg., HI





# ALL-TIME ROSTER WITH STATISTICS



### JIM KREBS - 6-8, 230 - SMU

SEPTEMBER 8, 1935

#### REGULAR SEASON

G	Min.	FG	FGA	Pct.	3FG	3FGA	PCT	FT	FTA	Pct.	Off.	Def.	Tot.	Ast.	PF	Dq.	StL.	TO	Blk.	Pts.	Avg.	HI	
1957-58	68	1259	199	527	.378	-	-	-	135	176	.767	-	-	502	27	182	4	-	-	-	533	7.8	-
1958-59	72	1578	271	679	.399	-	-	-	92	123	.748	-	-	491	50	212	4	-	-	-	634	8.8	-
1959-60	75	1269	237	605	.392	-	-	-	98	136	.721	-	-	327	38	210	2	-	-	-	572	7.6	-
1960-61	75	1655	271	692	.392	-	-	-	75	93	.806	-	-	456	68	223	2	-	-	-	617	8.2	-
1961-62	78	2012	312	701	.445	-	-	-	156	208	.750	-	-	616	110	290	9	-	-	-	780	10.0	-
1962-63	79	1913	272	627	.434	-	-	-	115	154	.747	-	-	502	87	256	2	-	-	-	659	8.3	-
1963-64	68	975	134	357	.375	-	-	-	65	85	.765	-	-	283	49	166	6	-	-	-	333	4.9	-
<b>TOT</b>	<b>515</b>	<b>10661</b>	<b>1696</b>	<b>4188</b>	<b>.405</b>	-	-	-	<b>736</b>	<b>975</b>	<b>.755</b>	-	-	<b>3177</b>	<b>429</b>	<b>1539</b>	<b>29</b>	-	-	-	<b>4128</b>	<b>8.0</b>	-

#### PLAYOFFS

G	Min.	FG	FGA	Pct.	3FG	3FGA	PCT	FT	FTA	Pct.	Off.	Def.	Tot.	Ast.	PF	Dq.	StL.	TO	Blk.	Pts.	Avg.	HI	
1958-59	13	213	36	103	.350	-	-	-	22	23	.957	-	-	77	5	-	-	-	-	-	94	7.2	-
1959-60	9	157	23	55	.418	-	-	-	5	10	.500	-	-	47	8	-	-	-	-	-	51	5.7	-
1960-61	12	183	16	47	.340	-	-	-	14	18	.778	-	-	60	9	-	-	-	-	-	46	3.8	-
1961-62	11	327	30	90	.333	-	-	-	22	26	.846	-	-	102	21	-	-	-	-	-	82	7.5	-
1962-63	13	199	16	47	.340	-	-	-	10	15	.667	-	-	40	4	-	-	-	-	-	42	3.2	-
1963-64	4	50	6	9	.667	-	-	-	2	4	.500	-	-	22	6	-	-	-	-	-	14	3.5	-
<b>TOT</b>	<b>62</b>	<b>1129</b>	<b>127</b>	<b>351</b>	<b>.362</b>	-	-	-	<b>75</b>	<b>96</b>	<b>.781</b>	-	-	<b>348</b>	<b>53</b>	-	-	-	-	-	<b>329</b>	<b>5.3</b>	-

### LARRY KRYSZOWIAK - 6-9, 240 - MONTANA

SEPTEMBER 23, 1964

#### REGULAR SEASON

G	Min.	FG	FGA	Pct.	3FG	3FGA	PCT	FT	FTA	Pct.	Off.	Def.	Tot.	Ast.	PF	Dq.	StL.	TO	Blk.	Pts.	Avg.	HI
1996-97	3	11	1	2	.500	0	0	1	2	.500	2	3	5	3	3	0	2	1	0	3	1.0	3

### MITCH KUPCHAK - 6-9 1/2, 230 - NORTH CAROLINA

MAY 24, 1954

#### REGULAR SEASON

G	Min.	FG	FGA	Pct.	3FG	3FGA	PCT	FT	FTA	Pct.	Off.	Def.	Tot.	Ast.	PF	Dq.	StL.	TO	Blk.	Pts.	Avg.	HI	
1981-82	26	821	153	267	.573	0	0	-	65	98	.663	64	146	210	33	80	1	12	43	10	371	14.3	25
1983-84	34	324	41	108	.380	0	0	-	22	34	.647	35	52	87	7	46	0	4	22	6	104	3.1	12
1984-85	58	716	123	244	.504	0	0	-	60	91	.659	68	116	184	21	104	0	19	48	20	306	5.3	29
1985-86	55	783	124	257	.482	0	1	.000	84	112	.750	69	122	191	17	102	0	12	64	7	332	6.0	15
<b>TOT</b>	<b>173</b>	<b>2644</b>	<b>441</b>	<b>876</b>	<b>.503</b>	<b>0</b>	<b>1</b>	<b>.000</b>	<b>231</b>	<b>335</b>	<b>.690</b>	<b>236</b>	<b>436</b>	<b>672</b>	<b>78</b>	<b>332</b>	<b>1</b>	<b>47</b>	<b>177</b>	<b>43</b>	<b>1113</b>	<b>6.4</b>	-

#### PLAYOFFS

G	Min.	FG	FGA	Pct.	3FG	3FGA	PCT	FT	FTA	Pct.	Off.	Def.	Tot.	Ast.	PF	Dq.	StL.	TO	Blk.	Pts.	Avg.	HI	
1983-84	9	69	5	17	.294	0	0	-	8	14	.571	12	17	29	2	-	-	1	6	2	18	2.0	20
1984-85	16	197	31	53	.585	0	1	.000	13	22	.591	11	37	48	5	-	-	2	10	7	75	4.7	-
1985-86	5	56	8	15	.533	0	0	-	4	6	.667	5	10	15	2	-	-	2	3	0	20	4.0	-
<b>TOT</b>	<b>30</b>	<b>322</b>	<b>44</b>	<b>85</b>	<b>.518</b>	<b>0</b>	<b>1</b>	<b>.000</b>	<b>25</b>	<b>42</b>	<b>.595</b>	<b>28</b>	<b>64</b>	<b>92</b>	<b>9</b>	-	-	<b>5</b>	<b>19</b>	<b>9</b>	<b>113</b>	<b>3.8</b>	-

### C.J. KUPEC - 6-6, 220 - MICHIGAN

JANUARY 16, 1953

#### REGULAR SEASON

G	Min.	FG	FGA	Pct.	3FG	3FGA	PCT	FT	FTA	Pct.	Off.	Def.	Tot.	Ast.	PF	Dq.	StL.	TO	Blk.	Pts.	Avg.	HI	
1975-76	16	55	10	40	.250	-	-	-	7	11	.636	4	19	23	5	7	0	3	-	0	27	1.7	6
1976-77	82	908	153	342	.447	-	-	-	78	101	.772	76	123	199	53	113	0	18	-	4	384	4.7	14
<b>TOT</b>	<b>98</b>	<b>963</b>	<b>163</b>	<b>382</b>	<b>.428</b>	-	-	-	<b>85</b>	<b>112</b>	<b>.759</b>	<b>80</b>	<b>142</b>	<b>222</b>	<b>58</b>	<b>120</b>	<b>0</b>	<b>21</b>	-	<b>4</b>	<b>411</b>	<b>4.2</b>	-

#### PLAYOFFS

G	Min.	FG	FGA	Pct.	3FG	3FGA	PCT	FT	FTA	Pct.	Off.	Def.	Tot.	Ast.	PF	Dq.	StL.	TO	Blk.	Pts.	Avg.	HI	
1976-77	11	57	8	18	.444	-	-	-	5	7	.714	-	-	16	4	-	-	-	-	-	21	1.9	-

### BO LAMAR - 6-1, 180 - SW LOUISIANA

APRIL 7, 1951

#### REGULAR SEASON

G	Min.	FG	FGA	Pct.	3FG	3FGA	PCT	FT	FTA	Pct.	Off.	Def.	Tot.	Ast.	PF	Dq.	StL.	TO	Blk.	Pts.	Avg.	HI	
1976-77	71	1165	228	561	.406	-	-	-	46	68	.676	30	62	92	177	73	0	59	-	3	502	7.1	22

#### PLAYOFFS

G	Min.	FG	FGA	Pct.	3FG	3FGA	PCT	FT	FTA	Pct.	Off.	Def.	Tot.	Ast.	PF	Dq.	StL.	TO	Blk.	Pts.	Avg.	HI	
1976-77	10	109	12	41	.293	-	-	-	9	10	.900	-	-	9	14	-	-	-	-	-	33	3.3	-

### JEFF LAMP - 6-6, 195 - VIRGINIA

MARCH 9, 1959

#### REGULAR SEASON

G	Min.	FG	FGA	Pct.	3FG	3FGA	PCT	FT	FTA	Pct.	Off.	Def.	Tot.	Ast.	PF	Dq.	StL.	TO	Blk.	Pts.	Avg.	HI	
1987-88	3	7	0	0	-	0	0	-	2	2	1.000	0	0	0	1	0	0	0	0	2	0.7	2	
1988-89	37	176	27	69	.391	2	4	.500	4	5	.800	6	28	34	15	27	0	8	16	2	60	1.6	7
<b>TOT</b>	<b>40</b>	<b>183</b>	<b>27</b>	<b>69</b>	<b>.391</b>	<b>2</b>	<b>4</b>	<b>.500</b>	<b>6</b>	<b>7</b>	<b>.857</b>	<b>6</b>	<b>28</b>	<b>34</b>	<b>15</b>	<b>28</b>	<b>0</b>	<b>8</b>	<b>16</b>	<b>2</b>	<b>62</b>	<b>1.6</b>	-

#### PLAYOFFS

G	Min.	FG	FGA	Pct.	3FG	3FGA	PCT	FT	FTA	Pct.	Off.	Def.	Tot.	Ast.	PF	Dq.	StL.	TO	Blk.	Pts.	Avg.	HI	
1988-89	5	14	3	6	.500	0	0	.000	1	2	.500	2	1	3	1	-	-	0	1	0	7	1.4	-





## ALL-TIME ROSTER WITH STATISTICS

### MARK LANDSBERGER - 6-8, 225 - ARIZONA STATE

MAY 21, 1955

#### REGULAR SEASON

G	Mn.	FG	FGA	Pct.	3FG	3FGA	PCT	FT	FTA	Pct.	Off.	Def.	Tot.	Ast.	PF	Do.	StL.	TO	Blk.	Pts.	Avg.	Hi	
1979-80	23	374	66	137	.482	0	0	-	29	56	518	69	94	163	14	27	0	10	25	5	161	7.0	14
1980-81	69	1086	164	327	.502	0	1	.000	62	116	534	152	225	377	27	135	0	19	65	6	390	5.7	22
1981-82	75	1134	144	329	.438	0	2	.000	33	65	508	164	237	401	32	134	0	10	49	7	321	4.3	17
1982-83	39	356	43	102	.422	0	0	-	12	25	480	55	73	128	12	48	0	8	20	4	98	2.5	8
<b>TOT</b>	<b>206</b>	<b>2950</b>	<b>417</b>	<b>895</b>	<b>.466</b>	<b>0</b>	<b>3</b>	<b>.000</b>	<b>136</b>	<b>262</b>	<b>519</b>	<b>440</b>	<b>629</b>	<b>1069</b>	<b>85</b>	<b>344</b>	<b>0</b>	<b>47</b>	<b>159</b>	<b>22</b>	<b>970</b>	<b>4.7</b>	<b>-</b>

#### PLAYOFFS

G	Mn.	FG	FGA	Pct.	3FG	3FGA	PCT	FT	FTA	Pct.	Off.	Def.	Tot.	Ast.	PF	Do.	StL.	TO	Blk.	Pts.	Avg.	Hi	
1979-80	16	195	25	69	.362	0	1	.000	5	6	833	25	44	69	2	-	-	3	10	2	55	3.4	-
1980-81	3	32	2	7	.286	0	0	-	1	1	1,000	9	6	15	0	-	-	1	1	0	5	1.7	-
1981-82	9	60	3	9	.333	0	0	-	4	9	444	11	11	22	2	-	-	0	4	0	10	1.1	-
1982-83	11	141	12	28	.429	0	1	.000	2	4	500	19	25	44	3	-	-	0	6	2	26	2.4	-
<b>TOT</b>	<b>39</b>	<b>428</b>	<b>42</b>	<b>113</b>	<b>.372</b>	<b>0</b>	<b>2</b>	<b>.000</b>	<b>12</b>	<b>20</b>	<b>600</b>	<b>64</b>	<b>86</b>	<b>150</b>	<b>7</b>	<b>-</b>	<b>-</b>	<b>4</b>	<b>21</b>	<b>4</b>	<b>96</b>	<b>2.5</b>	<b>-</b>

### STU LANTZ - 6-3, 180 - NEBRASKA

JULY 14, 1946

#### REGULAR SEASON

G	Mn.	FG	FGA	Pct.	3FG	3FGA	PCT	FT	FTA	Pct.	Off.	Def.	Tot.	Ast.	PF	Do.	StL.	TO	Blk.	Pts.	Avg.	Hi	
1974-75	56	1430	189	446	.424	-	-	-	145	176	824	81	89	170	158	134	1	44	-	10	523	9.3	26
1975-76	53	853	85	204	.417	-	-	-	80	89	899	28	71	99	76	105	1	27	-	3	250	4.7	19
<b>TOT</b>	<b>109</b>	<b>2283</b>	<b>274</b>	<b>650</b>	<b>.422</b>	<b>-</b>	<b>-</b>	<b>-</b>	<b>225</b>	<b>265</b>	<b>849</b>	<b>109</b>	<b>160</b>	<b>269</b>	<b>234</b>	<b>239</b>	<b>2</b>	<b>71</b>	<b>-</b>	<b>13</b>	<b>773</b>	<b>7.1</b>	<b>-</b>

### RUDY LARUSSO - 6-8, 220 - DARTMOUTH

NOVEMBER 11, 1937

#### REGULAR SEASON

G	Mn.	FG	FGA	Pct.	3FG	3FGA	PCT	FT	FTA	Pct.	Off.	Def.	Tot.	Ast.	PF	Do.	StL.	TO	Blk.	Pts.	Avg.	Hi	
1959-60	71	2092	355	913	.389	-	-	-	265	357	742	-	679	83	222	8	-	-	-	-	975	13.7	-
1960-61	79	2593	416	992	.419	-	-	-	323	409	790	-	781	135	280	8	-	-	-	-	1155	14.6	-
1961-62	80	2754	516	1108	.466	-	-	-	342	448	763	-	828	179	255	5	-	-	-	-	1374	17.2	-
1962-63	75	2505	321	761	.422	-	-	-	282	393	718	-	747	187	255	5	-	-	-	-	924	12.3	-
1963-64	79	2746	337	776	.434	-	-	-	298	397	751	-	800	190	268	5	-	-	-	-	972	12.3	-
1964-65	77	2588	381	827	.461	-	-	-	321	415	773	-	725	198	258	3	-	-	-	-	1083	14.1	-
1965-66	76	2316	410	897	.457	-	-	-	350	445	787	-	660	165	261	9	-	-	-	-	1170	15.4	-
1966-67	45	1292	211	509	.415	-	-	-	156	224	696	-	351	78	149	6	-	-	-	-	578	12.8	-
<b>TOT</b>	<b>582</b>	<b>18886</b>	<b>2947</b>	<b>6783</b>	<b>.434</b>	<b>-</b>	<b>-</b>	<b>-</b>	<b>2337</b>	<b>3088</b>	<b>757</b>	<b>-</b>	<b>5571</b>	<b>1215</b>	<b>1948</b>	<b>49</b>	<b>-</b>	<b>-</b>	<b>-</b>	<b>-</b>	<b>8231</b>	<b>14.1</b>	<b>-</b>

#### PLAYOFFS

G	Mn.	FG	FGA	Pct.	3FG	3FGA	PCT	FT	FTA	Pct.	Off.	Def.	Tot.	Ast.	PF	Do.	StL.	TO	Blk.	Pts.	Avg.	Hi	
1959-60	9	321	56	132	.424	-	-	-	27	35	771	-	70	22	-	-	-	-	-	-	139	15.4	-
1960-61	12	360	57	144	.396	-	-	-	32	48	667	-	96	24	-	-	-	-	-	-	146	12.2	-
1961-62	13	461	57	156	.365	-	-	-	69	91	758	-	118	22	-	-	-	-	-	-	163	14.1	-
1962-63	13	465	65	154	.422	-	-	-	57	75	760	-	127	28	-	-	-	-	-	-	187	14.4	-
1963-64	5	189	13	33	.394	-	-	-	19	22	864	-	30	11	-	-	-	-	-	-	45	9.0	-
1964-65	11	395	56	137	.409	-	-	-	53	74	716	-	89	29	-	-	-	-	-	-	165	15.0	-
1965-66	14	397	57	124	.460	-	-	-	53	67	791	-	99	26	-	-	-	-	-	-	167	11.9	-
<b>TOT</b>	<b>77</b>	<b>2588</b>	<b>361</b>	<b>880</b>	<b>.410</b>	<b>-</b>	<b>-</b>	<b>-</b>	<b>310</b>	<b>412</b>	<b>752</b>	<b>-</b>	<b>629</b>	<b>162</b>	<b>-</b>	<b>-</b>	<b>-</b>	<b>-</b>	<b>-</b>	<b>-</b>	<b>1032</b>	<b>13.4</b>	<b>-</b>

### BUTCH LEE - 6-0, 175 - MARQUETTE

DECEMBER 5, 1956

#### REGULAR SEASON

G	Mn.	FG	FGA	Pct.	3FG	3FGA	PCT	FT	FTA	Pct.	Off.	Def.	Tot.	Ast.	PF	Do.	StL.	TO	Blk.	Pts.	Avg.	Hi	
1979-80	11	317	4	13	.308	0	0	-	6	7	857	4	4	8	9	2	0	1	7	0	14	1.3	4

#### PLAYOFFS

G	Mn.	FG	FGA	Pct.	3FG	3FGA	PCT	FT	FTA	Pct.	Off.	Def.	Tot.	Ast.	PF	Do.	StL.	TO	Blk.	Pts.	Avg.	Hi	
1979-80	3	6	0	0	-	0	0	-	2	2	1,000	0	1	1	0	-	-	0	3	0	2	0.7	-

### BOB LEONARD - 6-3, 185 - INDIANA

FEBRUARY 15, 1932

#### REGULAR SEASON

G	Mn.	FG	FGA	Pct.	3FG	3FGA	PCT	FT	FTA	Pct.	Off.	Def.	Tot.	Ast.	PF	Do.	StL.	TO	Blk.	Pts.	Avg.	Hi	
1956-57	72	1943	303	867	.349	-	-	-	186	241	772	-	220	169	140	0	-	-	-	-	792	11.0	-
1957-58	66	2074	266	794	.335	-	-	-	205	268	765	-	237	218	145	0	-	-	-	-	737	11.2	-
1958-59	58	1598	206	552	.373	-	-	-	120	160	750	-	178	186	119	0	-	-	-	-	532	9.2	-
1959-60	73	2074	231	717	.322	-	-	-	136	193	705	-	245	252	171	3	-	-	-	-	598	8.2	-
1960-61	55	600	61	207	.295	-	-	-	71	100	710	-	70	81	70	0	-	-	-	-	193	3.5	-
<b>TOT</b>	<b>324</b>	<b>8289</b>	<b>1067</b>	<b>3137</b>	<b>.340</b>	<b>-</b>	<b>-</b>	<b>-</b>	<b>718</b>	<b>962</b>	<b>746</b>	<b>-</b>	<b>950</b>	<b>906</b>	<b>645</b>	<b>3</b>	<b>-</b>	<b>-</b>	<b>-</b>	<b>-</b>	<b>2852</b>	<b>8.8</b>	<b>-</b>

#### PLAYOFFS

G	Mn.	FG	FGA	Pct.	3FG	3FGA	PCT	FT	FTA	Pct.	Off.	Def.	Tot.	Ast.	PF	Do.	StL.	TO	Blk.	Pts.	Avg.	Hi	
1956-57	5	204	42	100	.420	-	-	-	23	26	885	-	30	38	15	-	-	-	-	-	107	21.4	-
1958-59	13	467	63	173	.364	-	-	-	32	40	800	-	44	70	38	-	-	-	-	-	158	12.2	-
1959-60	9	207	20	67	.299	-	-	-	18	28	643	-	10	45	17	-	-	-	-	-	58	6.4	-
1960-61	7	46	5	24	.208	-	-	-	1	4	250	-	6	12	7	-	-	-	-	-	11	1.6	-
<b>TOT</b>	<b>34</b>	<b>924</b>	<b>130</b>	<b>364</b>	<b>.357</b>	<b>-</b>	<b>-</b>	<b>-</b>	<b>74</b>	<b>98</b>	<b>755</b>	<b>-</b>	<b>90</b>	<b>165</b>	<b>77</b>	<b>-</b>	<b>-</b>	<b>-</b>	<b>-</b>	<b>-</b>	<b>334</b>	<b>9.8</b>	<b>-</b>

### RONNIE LESTER - 6-2, 175 - IOWA

JANUARY 1, 1959

#### REGULAR SEASON

G	Mn.	FG	FGA	Pct.	3FG	3FGA	PCT	FT	FTA	Pct.	Off.	Def.	Tot.	Ast.	PF	Do.	StL.	TO	Blk.	Pts.	Avg.	Hi	
1984-85	32	2778	34	82	.415	0	1	.000	21	31	677	0	22	26	80	25	0	15	32	3	89	2.8	15
1985-86	27	2222	26	52	.500	0	3	.000	15	19	789	0	10	10	54	27	0	9	42	3	67	2.5	8
<b>TOT</b>	<b>59</b>	<b>500</b>	<b>60</b>	<b>134</b>	<b>.448</b>	<b>0</b>	<b>4</b>	<b>.000</b>	<b>36</b>	<b>50</b>	<b>720</b>	<b>4</b>	<b>32</b>	<b>36</b>	<b>134</b>	<b>52</b>	<b>0</b>	<b>24</b>	<b>74</b>	<b>6</b>	<b>156</b>	<b>2.6</b>	<b>-</b>

#### PLAYOFFS

G	Mn.	FG	FGA	Pct.	3FG	3FGA	PCT	FT	FTA	Pct.	Off.	Def.	Tot.	Ast.	PF	Do.	StL.	TO	Blk.	Pts.	Avg.	Hi
1984-85																						

# ALL-TIME ROSTER WITH STATISTICS



## JEREMY LIN - 6-3, 200 - HARVARD

AUGUST 23, 1988

### REGULAR SEASON

G	Min.	FG	FGA	Pct.	3FG	3FGA	PCT	FT	FTA	Pct.	Off.	Def.	Tot.	Ast.	PF	Dq.	Stl.	TO	Blk.	Pts.	Avg.	HI	
2014-15	74	1907	277	654	.424	65	176	.369	213	268	.795	26	170	196	339	189	1	82	166	32	832	11.2	29

## STAN LOVE - 6-9, 215 - OREGON

APRIL 9, 1949

### REGULAR SEASON

G	Min.	FG	FGA	Pct.	3FG	3FGA	PCT	FT	FTA	Pct.	Off.	Def.	Tot.	Ast.	PF	Dq.	Stl.	TO	Blk.	Pts.	Avg.	HI	
1973-74	51	698	119	278	.428	-	-	-	49	64	.766	54	116	170	48	132	3	28	-	20	287	5.6	21
1974-75	30	431	85	194	.438	-	-	-	47	66	.712	31	66	97	26	69	1	16	-	13	217	7.2	18
TOT	81	1129	204	472	.432	-	-	-	96	130	.738	85	182	267	74	201	4	44	-	33	504	6.2	-

### PLAYOFFS

G	Min.	FG	FGA	Pct.	3FG	3FGA	PCT	FT	FTA	Pct.	Off.	Def.	Tot.	Ast.	PF	Dq.	Stl.	TO	Blk.	Pts.	Avg.	HI
1973-74	2	9	2	3	.667	-	-	-	2	3	.667	-	-	3	1	-	-	-	-	6	3.0	-

## CLYDE LOVELLETTE - 6-9, 235 - KANSAS

SEPTEMBER 7, 1929

### REGULAR SEASON

G	Min.	FG	FGA	Pct.	3FG	3FGA	PCT	FT	FTA	Pct.	Off.	Def.	Tot.	Ast.	PF	Dq.	Stl.	TO	Blk.	Pts.	Avg.	HI	
1953-54	72	1255	237	560	.423	-	-	-	114	164	.695	-	-	419	51	210	2	-	-	-	588	8.2	-
1954-55	70	2361	519	1192	.435	-	-	-	273	398	.686	-	-	802	100	262	6	-	-	-	1311	18.7	-
1955-56	71	2518	594	1370	.434	-	-	-	338	469	.721	-	-	992	164	245	5	-	-	-	1526	21.5	-
1956-57	69	2492	574	1348	.426	-	-	-	286	399	.717	-	-	932	139	251	4	-	-	-	1434	20.8	-
TOT	282	8626	1924	4470	.430	-	-	-	1011	1430	.707	-	-	3145	454	968	17	-	-	-	4859	17.2	-

### PLAYOFFS

G	Min.	FG	FGA	Pct.	3FG	3FGA	PCT	FT	FTA	Pct.	Off.	Def.	Tot.	Ast.	PF	Dq.	Stl.	TO	Blk.	Pts.	Avg.	HI	
1953-54	13	265	54	120	.450	-	-	-	28	58	.483	-	-	126	7	-	-	-	-	-	136	10.5	-
1954-55	7	197	44	98	.449	-	-	-	29	40	.725	-	-	64	3	-	-	-	-	-	117	16.7	-
1955-56	3	69	19	39	.487	-	-	-	19	32	.594	-	-	25	6	-	-	-	-	-	57	19.0	-
1956-57	5	181	51	118	.432	-	-	-	19	26	.731	-	-	47	11	-	-	-	-	-	121	24.2	-
TOT	28	712	168	375	.448	-	-	-	95	156	.609	-	-	262	27	-	-	-	-	-	431	15.4	-

## MAURICE LUCAS - 6-9, 215 - MARQUETTE

FEBRUARY 18, 1952

### REGULAR SEASON

G	Min.	FG	FGA	Pct.	3FG	3FGA	PCT	FT	FTA	Pct.	Off.	Def.	Tot.	Ast.	PF	Dq.	Stl.	TO	Blk.	Pts.	Avg.	HI	
1985-86	77	1750	302	653	.462	1	2	.500	180	230	.783	164	402	566	84	253	1	45	121	24	785	10.2	23

### PLAYOFFS

G	Min.	FG	FGA	Pct.	3FG	3FGA	PCT	FT	FTA	Pct.	Off.	Def.	Tot.	Ast.	PF	Dq.	Stl.	TO	Blk.	Pts.	Avg.	HI	
1985-86	14	319	59	112	.527	0	0	-	14	19	.737	29	62	91	10	-	-	6	13	5	132	9.4	-

## TYRONN LUE - 6-0, 175 - NEBRASKA

MAY 3, 1977

### REGULAR SEASON

G	Min.	FG	FGA	Pct.	3FG	3FGA	PCT	FT	FTA	Pct.	Off.	Def.	Tot.	Ast.	PF	Dq.	Stl.	TO	Blk.	Pts.	Avg.	HI	
1998-99	15	188	28	65	.431	7	16	.438	12	21	.571	2	4	6	25	28	0	5	11	0	75	5.0	15
1999-00	8	146	19	39	.487	4	8	.500	6	8	.750	2	10	12	17	17	0	3	9	0	48	6.0	13
2000-01	38	468	50	117	.427	11	34	.324	19	24	.792	5	27	32	45	54	1	19	27	0	130	3.4	10
TOT	61	802	97	221	.439	22	58	.379	37	53	.698	9	41	50	87	99	1	27	47	0	253	4.1	-

### PLAYOFFS

G	Min.	FG	FGA	Pct.	3FG	3FGA	PCT	FT	FTA	Pct.	Off.	Def.	Tot.	Ast.	PF	Dq.	Stl.	TO	Blk.	Pts.	Avg.	HI	
1998-99	3	33	7	17	.412	0	2	.000	0	0	-	0	2	2	6	-	-	2	4	0	14	4.7	-
2000-01	15	131	10	29	.345	5	13	.385	4	5	.800	1	9	10	10	-	-	12	8	1	29	1.9	-
TOT	18	164	17	46	.370	5	15	.333	4	5	.800	1	11	12	16	-	-	14	12	1	43	2.4	-

## GEORGE LYNCH - 6-8, 220 - NORTH CAROLINA

SEPTEMBER 3, 1970

### REGULAR SEASON

G	Min.	FG	FGA	Pct.	3FG	3FGA	PCT	FT	FTA	Pct.	Off.	Def.	Tot.	Ast.	PF	Dq.	Stl.	TO	Blk.	Pts.	Avg.	HI	
1993-94	71	1762	291	573	.508	0	5	.000	99	166	.596	220	190	410	96	177	1	102	87	27	681	9.6	30
1994-95	56	953	138	295	.468	3	21	.143	62	86	.721	75	109	184	62	86	0	51	73	10	341	6.1	21
1995-96	76	1012	117	272	.430	4	13	.308	53	80	.663	82	127	209	51	106	0	47	40	10	291	3.8	14
TOT	203	3727	546	1140	.479	7	39	.179	214	332	.645	377	426	803	209	369	1	200	200	47	1313	6.5	-

### PLAYOFFS

G	Min.	FG	FGA	Pct.	3FG	3FGA	PCT	FT	FTA	Pct.	Off.	Def.	Tot.	Ast.	PF	Dq.	Stl.	TO	Blk.	Pts.	Avg.	HI	
1994-95	10	136	15	32	.469	1	5	.200	13	20	.650	13	17	30	7	-	-	8	9	0	44	4.4	-
1995-96	2	15	2	4	.500	0	1	.000	0	0	-	0	3	3	1	-	-	0	2	0	4	2.0	-
TOT	12	151	17	36	.472	1	6	.167	13	20	.650	13	20	33	8	-	-	8	11	0	48	4.0	-

## MIKE LYNN - 6-7, 215 - UCLA

NOVEMBER 25, 1945

### REGULAR SEASON

G	Min.	FG	FGA	Pct.	3FG	3FGA	PCT	FT	FTA	Pct.	Off.	Def.	Tot.	Ast.	PF	Dq.	Stl.	TO	Blk.	Pts.	Avg.	HI	
1969-70	44	403	44	133	.331	-	-	-	31	48	.646	-	-	64	30	87	4	-	-	-	119	2.7	-

### PLAYOFFS

G	Min.	FG	FGA	Pct.	3FG	3FGA	PCT	FT	FTA	Pct.	Off.	Def.	Tot.	Ast.	PF	Dq.	Stl.	TO	Blk.	Pts.	Avg.	HI	
1969-70	3	6	2	3	.667	-	-	-	0	0	-	-	2	1	-	-	-	-	-	-	4	1.3	-

## OLIVER MACK - 6-3, 195 - EAST CAROLINA

JUNE 6, 1957

### REGULAR SEASON

G	Min.	FG	FGA	Pct.	3FG	3FGA	PCT	FT	FTA	Pct.	Off.	Def.	Tot.	Ast.	PF	Dq.	Stl.	TO	Blk.	Pts.	Avg.	HI	
1979-80	27	155	21	50	.420	0	1	.000	9	18	.500	7	15	22	20	16	0	4	9	0	51	1.9	10





# ALL-TIME ROSTER WITH STATISTICS

## MARK MADSEN - 6-9, 245 - STANFORD

**JANUARY 28, 1976**

### REGULAR SEASON

G	Mn.	FG	FGA	Pct.	3FG	3FGA	PCT	FT	FTA	Pct.	Off.	Def.	Tot.	Ast.	PF	Do.	StL.	TO	Blk.	Pts.	Avg.	HI	
2000-01	70	641	55	113	.487	1	1	1,000	26	37	703	74	78	152	24	111	2	8	27	8	137	2.0	15
2001-02	59	650	66	146	.452	0	2	.000	35	54	648	89	73	162	44	104	0	16	22	13	167	2.8	10
2002-03	54	781	69	163	.423	0	0	.000	36	61	590	86	73	159	38	116	0	15	27	19	174	3.2	12
<b>TOT</b>	<b>183</b>	<b>2072</b>	<b>190</b>	<b>422</b>	<b>.450</b>	<b>1</b>	<b>3</b>	<b>.333</b>	<b>97</b>	<b>152</b>	<b>638</b>	<b>249</b>	<b>224</b>	<b>473</b>	<b>106</b>	<b>331</b>	<b>2</b>	<b>39</b>	<b>76</b>	<b>40</b>	<b>478</b>	<b>2.6</b>	<b>-</b>

### PLAYOFFS

G	Mn.	FG	FGA	Pct.	3FG	3FGA	PCT	FT	FTA	Pct.	Off.	Def.	Tot.	Ast.	PF	Do.	StL.	TO	Blk.	Pts.	Avg.	HI
2000-01	13	48	1	13	.077	0	0	-	3	5	600	6	4	10	4	-	0	2	2	5	0.4	-
2001-02	7	10	0	1	.000	0	1	.000	0	0	-	0	2	2	0	-	0	1	0	0	0.0	-
2002-03	12	169	13	31	.419	0	1	.000	7	16	438	14	14	28	12	-	3	8	2	33	2.8	-
<b>TOT</b>	<b>32</b>	<b>227</b>	<b>14</b>	<b>45</b>	<b>.311</b>	<b>0</b>	<b>2</b>	<b>.000</b>	<b>10</b>	<b>21</b>	<b>476</b>	<b>20</b>	<b>20</b>	<b>40</b>	<b>16</b>	<b>-</b>	<b>3</b>	<b>11</b>	<b>4</b>	<b>38</b>	<b>1.2</b>	<b>-</b>

## KARL MALONE - 6-9, 259 - LOUISIANA TECH

**JULY 24, 1963**

### REGULAR SEASON

G	Mn.	FG	FGA	Pct.	3FG	3FGA	PCT	FT	FTA	Pct.	Off.	Def.	Tot.	Ast.	PF	Do.	StL.	TO	Blk.	Pts.	Avg.	HI	
2003-04	42	1373	193	400	.483	0	1	.000	168	225	747	61	306	367	163	116	1	50	103	20	554	13.2	20

### PLAYOFFS

G	Mn.	FG	FGA	Pct.	3FG	3FGA	PCT	FT	FTA	Pct.	Off.	Def.	Tot.	Ast.	PF	Do.	StL.	TO	Blk.	Pts.	Avg.	HI
2003-04	21	798	98	218	.450	0	1	.000	46	73	630	37	148	185	72	-	24	47	2	242	11.5	-

## NICK MANTIS - 6-3, 190 - NORTHWESTERN

**DECEMBER 7, 1935**

### REGULAR SEASON

G	Mn.	FG	FGA	Pct.	3FG	3FGA	PCT	FT	FTA	Pct.	Off.	Def.	Tot.	Ast.	PF	Do.	StL.	TO	Blk.	Pts.	Avg.	HI
1969-60	10	71	-	-	-	-	-	1	2	.500	-	-	6	9	8	0	-	-	-	21	2.1	-

## KENDALL MARSHALL - 6-4, 195 - NORTH CAROLINA

**AUGUST 19, 1991**

### REGULAR SEASON

G	Mn.	FG	FGA	Pct.	3FG	3FGA	PCT	FT	FTA	Pct.	Off.	Def.	Tot.	Ast.	PF	Do.	StL.	TO	Blk.	Pts.	Avg.	HI	
2013-14	54	1564	170	419	.406	71	178	.399	19	36	528	15	140	155	477	76	0	48	150	4	430	8.0	20

## SLATER "DUGIE" MARTIN - 5-10, 170 - TEXAS

**OCTOBER 22, 1925**

### REGULAR SEASON

G	Mn.	FG	FGA	Pct.	3FG	3FGA	PCT	FT	FTA	Pct.	Off.	Def.	Tot.	Ast.	PF	Do.	StL.	TO	Blk.	Pts.	Avg.	HI
1949-50	67	-	106	302	.351	-	-	59	93	634	-	-	-	148	162	-	-	-	-	271	4.0	-
1950-51	68	-	227	627	.362	-	-	121	177	684	-	-	246	235	199	3	-	-	-	575	8.5	-
1951-52	66	2480	237	632	.375	-	-	142	190	747	-	-	228	249	226	9	-	-	-	616	9.3	-
1952-53	70	2556	260	634	.410	-	-	224	287	780	-	-	186	250	246	4	-	-	-	744	10.6	-
1953-54	69	2472	254	654	.388	-	-	176	243	724	-	-	166	253	198	3	-	-	-	684	9.9	-
1954-55	72	2784	350	919	.381	-	-	276	359	769	-	-	260	442	221	7	-	-	-	976	13.6	-
1955-56	72	2838	309	863	.358	-	-	329	395	833	-	-	260	445	202	2	-	-	-	947	13.2	-
<b>TOT</b>	<b>484</b>	<b>13130</b>	<b>1743</b>	<b>4631</b>	<b>.376</b>	<b>-</b>	<b>-</b>	<b>1327</b>	<b>1744</b>	<b>761</b>	<b>-</b>	<b>-</b>	<b>1346</b>	<b>2007</b>	<b>1454</b>	<b>28</b>	<b>-</b>	<b>-</b>	<b>-</b>	<b>4813</b>	<b>9.9</b>	<b>-</b>

### PLAYOFFS

G	Mn.	FG	FGA	Pct.	3FG	3FGA	PCT	FT	FTA	Pct.	Off.	Def.	Tot.	Ast.	PF	Do.	StL.	TO	Blk.	Pts.	Avg.	HI
1949-50	12	-	21	50	.420	-	-	14	24	583	-	-	-	25	35	-	-	-	-	56	4.7	-
1950-51	7	-	18	51	.353	-	-	14	27	519	-	-	42	25	20	-	-	-	-	50	7.1	-
1951-52	13	523	38	110	.345	-	-	41	56	732	-	-	37	56	64	-	-	-	-	117	9.0	-
1952-53	12	453	41	103	.398	-	-	39	51	765	-	-	31	43	49	-	-	-	-	121	10.1	-
1953-54	13	533	37	112	.330	-	-	52	70	743	-	-	29	60	52	-	-	-	-	126	9.7	-
1954-55	7	315	28	94	.298	-	-	40	49	816	-	-	28	31	23	-	-	-	-	96	13.7	-
1955-56	3	121	17	37	.459	-	-	20	24	833	-	-	7	15	9	-	-	-	-	54	18.0	-
<b>TOT</b>	<b>67</b>	<b>1945</b>	<b>200</b>	<b>557</b>	<b>.359</b>	<b>-</b>	<b>-</b>	<b>220</b>	<b>301</b>	<b>731</b>	<b>-</b>	<b>-</b>	<b>174</b>	<b>255</b>	<b>252</b>	<b>-</b>	<b>-</b>	<b>-</b>	<b>-</b>	<b>620</b>	<b>9.3</b>	<b>-</b>

## WES MATTHEWS - 6-1, 170 - WISCONSIN

**AUGUST 24, 1959**

### REGULAR SEASON

G	Mn.	FG	FGA	Pct.	3FG	3FGA	PCT	FT	FTA	Pct.	Off.	Def.	Tot.	Ast.	PF	Do.	StL.	TO	Blk.	Pts.	Avg.	HI	
1986-87	50	532	89	187	.476	1	3	.333	29	36	806	13	34	47	100	53	0	23	51	4	208	4.2	18
1987-88	51	706	114	248	.460	7	30	.233	54	65	831	16	50	66	138	65	0	25	69	3	289	5.7	16
<b>TOT</b>	<b>101</b>	<b>1238</b>	<b>203</b>	<b>435</b>	<b>.467</b>	<b>8</b>	<b>33</b>	<b>.242</b>	<b>83</b>	<b>101</b>	<b>822</b>	<b>29</b>	<b>84</b>	<b>113</b>	<b>238</b>	<b>118</b>	<b>0</b>	<b>48</b>	<b>120</b>	<b>7</b>	<b>497</b>	<b>4.9</b>	<b>-</b>

### PLAYOFFS

G	Mn.	FG	FGA	Pct.	3FG	3FGA	PCT	FT	FTA	Pct.	Off.	Def.	Tot.	Ast.	PF	Do.	StL.	TO	Blk.	Pts.	Avg.	HI
1986-87	12	61	11	23	.478	0	1	.000	6	7	857	0	4	4	9	-	1	13	0	28	2.3	-
1987-88	10	27	2	5	.400	0	1	.000	8	10	800	0	1	1	2	-	1	3	0	12	1.2	-
<b>TOT</b>	<b>22</b>	<b>88</b>	<b>13</b>	<b>28</b>	<b>.464</b>	<b>0</b>	<b>2</b>	<b>.000</b>	<b>14</b>	<b>17</b>	<b>824</b>	<b>0</b>	<b>5</b>	<b>5</b>	<b>11</b>	<b>-</b>	<b>2</b>	<b>16</b>	<b>0</b>	<b>40</b>	<b>1.8</b>	<b>-</b>

## DJ MBENGA - 7-0, 285 - DEMOCRATIC REPUBLIC OF THE CONGO

**DECEMBER 30, 1980**

### REGULAR SEASON

G	Mn.	FG	FGA	Pct.	3FG	3FGA	PCT	FT	FTA	Pct.	Off.	Def.	Tot.	Ast.	PF	Do.	StL.	TO	Blk.	Pts.	Avg.	HI	
2007-08	26	196	30	61	.492	0	0	-	4	10	400	15	26	41	6	38	1	4	8	16	64	2.5	8
2008-09	23	181	27	57	.474	0	1	.000	7	8	875	9	2	31	9	33	0	10	13	24	61	2.7	10
2009-10	49	355	48	103	.466	0	0	-	9	19	474	32	55	87	8	54	0	15	29	105	2.1	11	
<b>TOT</b>	<b>98</b>	<b>732</b>	<b>105</b>	<b>221</b>	<b>.475</b>	<b>0</b>	<b>1</b>	<b>.000</b>	<b>20</b>	<b>37</b>	<b>541</b>	<b>56</b>	<b>83</b>	<b>159</b>	<b>23</b>	<b>125</b>	<b>1</b>	<b>19</b>	<b>36</b>	<b>69</b>	<b>230</b>	<b>2.3</b>	<b>-</b>

### PLAYOFFS

G	Mn.	FG	FGA	Pct.	3FG	3FGA	PCT	FT	FTA	Pct.	Off.	Def.	Tot.	Ast.	PF	Do.	StL.	TO	Blk.	Pts.	Avg.	HI
2007-08	7	30	5	8	.625	0	0	-	0	0	-	3	6	9	0	-	2	1	1	10	1.4	-
2008-09	7	16	1	6	.167	0																



**BOB MCADOO - 6-9, 210 - NORTH CAROLINA**

**SEPTEMBER 15, 1951**

REGULAR SEASON

G	Min.	FG	FGA	Pct.	3FG	3FGA	PCT	FT	FTA	Pct.	Off.	Def.	Tot.	Ast.	PF	Dq.	StL.	TO	Blk.	Prs.	Avg.	HI	
1981-82	41	746	151	330	.458	0	5	.000	90	126	.714	45	114	159	32	109	1	22	51	36	392	9.6	30
1982-83	47	1019	292	562	.520	0	1	.000	119	163	.730	76	171	247	39	153	2	40	68	40	703	15.0	36
1983-84	70	1456	352	748	.471	0	5	.000	212	264	.803	82	207	289	74	182	0	42	127	50	916	13.1	22
1984-85	66	1254	284	546	.520	0	1	.000	122	162	.753	79	216	295	67	170	0	18	95	53	690	10.5	22
<b>TOT</b>	<b>224</b>	<b>4475</b>	<b>1079</b>	<b>2186</b>	<b>.494</b>	<b>0</b>	<b>12</b>	<b>.000</b>	<b>543</b>	<b>715</b>	<b>.759</b>	<b>282</b>	<b>708</b>	<b>990</b>	<b>212</b>	<b>614</b>	<b>3</b>	<b>122</b>	<b>341</b>	<b>179</b>	<b>2701</b>	<b>12.1</b>	-

PLAYOFFS

G	Min.	FG	FGA	Pct.	3FG	3FGA	PCT	FT	FTA	Pct.	Off.	Def.	Tot.	Ast.	PF	Dq.	StL.	TO	Blk.	Prs.	Avg.	HI
1981-82	14	388	101	179	.564	0	0	-	32	47	.681	21	74	95	22	-	10	35	21	234	16.7	-
1982-83	8	166	37	84	.440	2	6	.333	11	14	.786	15	31	46	5	-	11	10	10	87	10.9	-
1983-84	20	447	111	215	.516	0	1	.000	57	81	.704	30	78	108	12	-	12	39	27	279	14.0	-
1984-85	19	398	91	193	.472	0	1	.000	35	47	.745	25	61	86	15	-	9	32	26	217	11.4	-
<b>TOT</b>	<b>61</b>	<b>1399</b>	<b>340</b>	<b>671</b>	<b>.507</b>	<b>2</b>	<b>8</b>	<b>.250</b>	<b>135</b>	<b>189</b>	<b>.714</b>	<b>91</b>	<b>244</b>	<b>335</b>	<b>54</b>	<b>-</b>	<b>42</b>	<b>116</b>	<b>84</b>	<b>817</b>	<b>13.4</b>	-

**MEL MCCANTS - 6-8, 240 - PURDUE**

**AUGUST 19, 1967**

REGULAR SEASON

G	Min.	FG	FGA	Pct.	3FG	3FGA	PCT	FT	FTA	Pct.	Off.	Def.	Tot.	Ast.	PF	Dq.	StL.	TO	Blk.	Prs.	Avg.	HI	
1989-90	13	65	8	26	.308	0	0	-	6	8	.750	1	5	6	2	11	0	3	1	1	22	1.7	4

PLAYOFFS

G	Min.	FG	FGA	Pct.	3FG	3FGA	PCT	FT	FTA	Pct.	Off.	Def.	Tot.	Ast.	PF	Dq.	StL.	TO	Blk.	Prs.	Avg.	HI
1989-90	2	5	0	0	-	0	0	-	0	0	-	0	0	0	0	-	0	0	0	0	0.0	-

**WILLIE MCCARTER - 6-3, 175 - DRAKE**

**JULY 26, 1946**

REGULAR SEASON

G	Min.	FG	FGA	Pct.	3FG	3FGA	PCT	FT	FTA	Pct.	Off.	Def.	Tot.	Ast.	PF	Dq.	StL.	TO	Blk.	Prs.	Avg.	HI	
1969-70	40	861	132	349	.378	-	-	-	43	60	.717	-	-	83	93	71	0	-	-	-	307	7.7	-
1970-71	76	1369	247	592	.417	-	-	-	46	77	.597	-	-	122	126	152	0	-	-	-	540	7.1	-
<b>TOT</b>	<b>116</b>	<b>2230</b>	<b>379</b>	<b>941</b>	<b>.403</b>	<b>-</b>	<b>-</b>	<b>-</b>	<b>89</b>	<b>137</b>	<b>.650</b>	<b>-</b>	<b>-</b>	<b>205</b>	<b>219</b>	<b>223</b>	<b>0</b>	<b>-</b>	<b>-</b>	<b>-</b>	<b>847</b>	<b>7.3</b>	-

PLAYOFFS

G	Min.	FG	FGA	Pct.	3FG	3FGA	PCT	FT	FTA	Pct.	Off.	Def.	Tot.	Ast.	PF	Dq.	StL.	TO	Blk.	Prs.	Avg.	HI	
1969-70	5	14	3	7	.429	-	-	-	1	1	1.000	-	-	3	3	-	-	-	-	-	7	1.4	-
1970-71	12	232	27	76	.355	-	-	-	1	6	.167	-	-	26	17	-	-	-	-	-	55	4.6	-
<b>TOT</b>	<b>17</b>	<b>246</b>	<b>30</b>	<b>83</b>	<b>.361</b>	<b>-</b>	<b>-</b>	<b>-</b>	<b>2</b>	<b>7</b>	<b>.286</b>	<b>-</b>	<b>-</b>	<b>29</b>	<b>20</b>	<b>-</b>	<b>-</b>	<b>-</b>	<b>-</b>	<b>62</b>	<b>3.6</b>	-	

**GEORGE MCCLOUD - 6-8, 225 - FLORIDA STATE**

**MAY 27, 1967**

REGULAR SEASON

G	Min.	FG	FGA	Pct.	3FG	3FGA	PCT	FT	FTA	Pct.	Off.	Def.	Tot.	Ast.	PF	Dq.	StL.	TO	Blk.	Prs.	Avg.	HI	
1986-87	23	286	34	96	.354	21	49	.429	6	9	.667	7	29	36	17	20	0	9	9	0	95	4.1	16

**JELANI MCCOY - 6-10, 245 - UCLA**

**DECEMBER 6, 1977**

REGULAR SEASON

G	Min.	FG	FGA	Pct.	3FG	3FGA	PCT	FT	FTA	Pct.	Off.	Def.	Tot.	Ast.	PF	Dq.	StL.	TO	Blk.	Prs.	Avg.	HI	
2001-02	21	104	12	21	.571	0	0	-	2	8	.250	8	17	25	7	14	0	0	8	5	26	1.2	6

**JIM MCDANIELS - 6-11, 230 - WESTERN KENTUCKY**

**APRIL 2, 1948**

REGULAR SEASON

G	Min.	FG	FGA	Pct.	3FG	3FGA	PCT	FT	FTA	Pct.	Off.	Def.	Tot.	Ast.	PF	Dq.	StL.	TO	Blk.	Prs.	Avg.	HI	
1975-76	35	242	41	102	.402	-	-	-	9	9	1.000	26	48	74	15	40	1	4	-	10	91	2.6	12

**MIKE MCGEE - 6-5, 205 - MICHIGAN**

**JULY 29, 1959**

REGULAR SEASON

G	Min.	FG	FGA	Pct.	3FG	3FGA	PCT	FT	FTA	Pct.	Off.	Def.	Tot.	Ast.	PF	Dq.	StL.	TO	Blk.	Prs.	Avg.	HI	
1981-82	39	352	80	172	.465	0	4	.000	31	53	.585	34	15	49	16	59	0	18	34	3	191	4.9	27
1982-83	39	381	69	163	.423	1	7	.143	17	23	.739	33	20	53	26	50	1	11	27	5	156	4.0	19
1983-84	77	1425	347	584	.594	2	13	.154	61	113	.540	117	76	193	81	176	0	49	111	6	757	9.8	33
1984-85	76	1170	329	612	.538	22	61	.361	94	160	.588	97	68	165	71	147	1	39	81	7	774	10.2	41
1985-86	71	1213	252	544	.463	41	114	.360	42	64	.656	51	89	140	83	131	0	53	70	7	587	8.3	34
<b>TOT</b>	<b>302</b>	<b>4541</b>	<b>1077</b>	<b>2075</b>	<b>.519</b>	<b>66</b>	<b>199</b>	<b>.332</b>	<b>245</b>	<b>413</b>	<b>.593</b>	<b>332</b>	<b>268</b>	<b>600</b>	<b>277</b>	<b>563</b>	<b>2</b>	<b>170</b>	<b>323</b>	<b>28</b>	<b>2465</b>	<b>8.2</b>	-

PLAYOFFS

G	Min.	FG	FGA	Pct.	3FG	3FGA	PCT	FT	FTA	Pct.	Off.	Def.	Tot.	Ast.	PF	Dq.	StL.	TO	Blk.	Prs.	Avg.	HI
1981-82	4	10	6	13	.462	0	1	.000	0	0	-	3	0	3	0	-	0	1	0	12	3.0	-
1982-83	6	25	4	11	.364	1	1	1.000	3	4	.750	5	2	7	1	-	0	4	0	12	2.0	-
1983-84	17	370	90	157	.573	6	17	.353	25	39	.641	22	12	34	23	-	11	27	1	211	12.4	-
1984-85	17	260	76	142	.535	9	18	.500	29	42	.690	20	16	36	12	-	7	14	1	190	11.2	-
1985-86	6	28	8	18	.444	0	3	.000	0	4	.000	3	2	5	2	-	0	2	0	16	2.7	-
<b>TOT</b>	<b>50</b>	<b>693</b>	<b>184</b>	<b>341</b>	<b>.540</b>	<b>16</b>	<b>40</b>	<b>.400</b>	<b>57</b>	<b>89</b>	<b>.640</b>	<b>53</b>	<b>32</b>	<b>85</b>	<b>38</b>	<b>-</b>	<b>18</b>	<b>48</b>	<b>2</b>	<b>441</b>	<b>8.8</b>	-





# ALL-TIME ROSTER WITH STATISTICS

## BILL MCGILL - 6-9, 225 - UTAH

SEPTEMBER 16, 1939

### REGULAR SEASON

G	Min.	FG	FGA	Pct.	3FG	3FGA	PCT	FT	FTA	Pct.	Off.	Def.	Tot.	Ast.	PF	Do.	StL.	TO	Blk.	Pts.	Avg.	HI
1964-65	8	37	7	20	.350	-	-	1	1	1.000	-	-	12	3	6	0	-	-	-	15	1.9	-

### PLAYOFFS

G	Min.	FG	FGA	Pct.	3FG	3FGA	PCT	FT	FTA	Pct.	Off.	Def.	Tot.	Ast.	PF	Do.	StL.	TO	Blk.	Pts.	Avg.	HI
1964-65	5	34	5	9	.556	-	-	1	1	1.000	-	-	9	2	-	-	-	-	-	11	2.2	-

## KEVIN MCKENNA - 6-5, 195 - CREIGHTON

JANUARY 8, 1959

### REGULAR SEASON

G	Min.	FG	FGA	Pct.	3FG	3FGA	PCT	FT	FTA	Pct.	Off.	Def.	Tot.	Ast.	PF	Do.	StL.	TO	Blk.	Pts.	Avg.	HI	
1981-82	36	237	28	87	.322	0	2	.000	11	17	.647	18	11	29	14	45	0	10	20	2	67	1.9	8

## AARON MCKIE - 6-5, 209 - TEMPLE

OCTOBER 2, 1972

### REGULAR SEASON

G	Min.	FG	FGA	Pct.	3FG	3FGA	PCT	FT	FTA	Pct.	Off.	Def.	Tot.	Ast.	PF	Do.	StL.	TO	Blk.	Pts.	Avg.	HI	
2005-06	14	121	3	12	.250	0	2	.000	1	2	.500	3	17	20	11	7	0	5	2	0	7	0.5	2
2006-07	10	131	11	17	.647	0	0	-	0	0	-	1	17	18	13	14	0	4	8	0	22	2.2	12
<b>TOT</b>	<b>24</b>	<b>252</b>	<b>14</b>	<b>29</b>	<b>.483</b>	<b>0</b>	<b>2</b>	<b>.000</b>	<b>1</b>	<b>2</b>	<b>.500</b>	<b>4</b>	<b>34</b>	<b>38</b>	<b>24</b>	<b>21</b>	<b>0</b>	<b>9</b>	<b>10</b>	<b>0</b>	<b>29</b>	<b>1.2</b>	<b>-</b>

### PLAYOFFS

G	Min.	FG	FGA	Pct.	3FG	3FGA	PCT	FT	FTA	Pct.	Off.	Def.	Tot.	Ast.	PF	Do.	StL.	TO	Blk.	Pts.	Avg.	HI
2005-06	1	8	0	0	-	-	-	0	0	0	-	0	0	0	0	-	-	0	0	0	0.0	-

## JIM MCMILLIAN - 6-5, 225 - COLUMBIA

MARCH 11, 1948

### REGULAR SEASON

G	Min.	FG	FGA	Pct.	3FG	3FGA	PCT	FT	FTA	Pct.	Off.	Def.	Tot.	Ast.	PF	Do.	StL.	TO	Blk.	Pts.	Avg.	HI	
1970-71	81	1747	289	629	.459	-	-	100	130	.769	-	-	330	133	122	1	-	-	-	-	678	8.4	-
1971-72	80	3050	642	1331	.482	-	-	219	277	.791	-	-	522	209	209	0	-	-	-	-	1503	18.8	-
1972-73	81	2953	655	1431	.458	-	-	223	264	.845	-	-	447	221	176	0	-	-	-	-	1533	18.9	-
<b>TOT</b>	<b>242</b>	<b>7750</b>	<b>1586</b>	<b>3391</b>	<b>.468</b>	<b>-</b>	<b>-</b>	<b>542</b>	<b>671</b>	<b>.808</b>	<b>-</b>	<b>-</b>	<b>1299</b>	<b>563</b>	<b>507</b>	<b>1</b>	<b>-</b>	<b>-</b>	<b>-</b>	<b>-</b>	<b>3714</b>	<b>15.3</b>	<b>-</b>

### PLAYOFFS

G	Min.	FG	FGA	Pct.	3FG	3FGA	PCT	FT	FTA	Pct.	Off.	Def.	Tot.	Ast.	PF	Do.	StL.	TO	Blk.	Pts.	Avg.	HI	
1970-71	12	522	79	181	.436	-	-	23	34	.676	-	-	65	22	-	-	-	-	-	-	181	15.1	-
1971-72	15	624	113	253	.447	-	-	60	70	.857	-	-	85	22	-	-	-	-	-	-	286	19.1	-
1972-73	17	630	143	307	.466	-	-	55	75	.733	-	-	82	37	-	-	-	-	-	-	341	20.1	-
<b>TOT</b>	<b>44</b>	<b>1776</b>	<b>335</b>	<b>741</b>	<b>.452</b>	<b>-</b>	<b>-</b>	<b>138</b>	<b>179</b>	<b>.771</b>	<b>-</b>	<b>-</b>	<b>232</b>	<b>81</b>	<b>-</b>	<b>-</b>	<b>-</b>	<b>-</b>	<b>-</b>	<b>-</b>	<b>808</b>	<b>18.4</b>	<b>-</b>

## MARK MCNAMARA - 6-11, 235 - CALIFORNIA

JUNE 8, 1959

### REGULAR SEASON

G	Min.	FG	FGA	Pct.	3FG	3FGA	PCT	FT	FTA	Pct.	Off.	Def.	Tot.	Ast.	PF	Do.	StL.	TO	Blk.	Pts.	Avg.	HI	
1988-89	39	318	32	64	.500	0	0	-	49	78	.628	38	62	100	10	51	0	4	24	3	113	2.9	10
1989-90	33	190	38	86	.442	0	0	-	26	40	.650	22	41	63	3	31	1	2	21	1	102	3.1	15
<b>TOT</b>	<b>72</b>	<b>508</b>	<b>70</b>	<b>150</b>	<b>.467</b>	<b>0</b>	<b>0</b>	<b>-</b>	<b>75</b>	<b>118</b>	<b>.636</b>	<b>60</b>	<b>103</b>	<b>163</b>	<b>13</b>	<b>82</b>	<b>1</b>	<b>6</b>	<b>45</b>	<b>4</b>	<b>215</b>	<b>3.0</b>	<b>-</b>

### PLAYOFFS

G	Min.	FG	FGA	Pct.	3FG	3FGA	PCT	FT	FTA	Pct.	Off.	Def.	Tot.	Ast.	PF	Do.	StL.	TO	Blk.	Pts.	Avg.	HI	
1988-89	3	7	1	2	.500	0	0	-	1	2	.500	0	1	1	0	-	0	0	0	0	3	1.0	-
1989-90	2	5	1	4	.250	0	0	-	0	0	-	0	1	1	0	-	0	0	0	2	1.0	-	
<b>TOT</b>	<b>5</b>	<b>12</b>	<b>2</b>	<b>6</b>	<b>.333</b>	<b>0</b>	<b>0</b>	<b>-</b>	<b>1</b>	<b>2</b>	<b>.500</b>	<b>0</b>	<b>2</b>	<b>2</b>	<b>0</b>	<b>-</b>	<b>0</b>	<b>0</b>	<b>0</b>	<b>5</b>	<b>1.0</b>	<b>-</b>	

## BOB MCNEILL - 6-1, 180 - ST. JOSEPH'S

OCTOBER 22, 1938

### REGULAR SEASON

G	Min.	FG	FGA	Pct.	3FG	3FGA	PCT	FT	FTA	Pct.	Off.	Def.	Tot.	Ast.	PF	Do.	StL.	TO	Blk.	Pts.	Avg.	HI	
1961-62	29	229	22	60	.367	-	-	8	12	.667	-	-	23	40	25	0	-	-	-	-	52	1.8	-

### PLAYOFFS

G	Min.	FG	FGA	Pct.	3FG	3FGA	PCT	FT	FTA	Pct.	Off.	Def.	Tot.	Ast.	PF	Do.	StL.	TO	Blk.	Pts.	Avg.	HI	
1961-62	5	20	4	7	.571	-	-	1	2	.500	-	-	6	5	-	-	-	-	-	-	9	1.8	-

## JOSH MCROBERTS - 6-10, 240 - DUKE

FEBRUARY 28, 1987

### REGULAR SEASON

G	Min.	FG	FGA	Pct.	3FG	3FGA	PCT	FT	FTA	Pct.	Off.	Def.	Tot.	Ast.	PF	Do.	StL.	TO	Blk.	Pts.	Avg.	HI	
2011-12	50	718	56	118	.475	3	7	.429	23	36	.639	61	110	171	51	74	0	15	31	18	138	2.8	16

### PLAYOFFS

G	Min.	FG	FGA	Pct.	3FG	3FGA	PCT	FT	FTA	Pct.	Off.	Def.	Tot.	Ast.	PF	Do.	StL.	TO	Blk.	Pts.	Avg.	HI	
2011-12	6	16	1	4	.250	0	1	.000	0	0	-	0	4	4	1	1	0	0	2	1	2	0.3	-



# ALL-TIME ROSTER WITH STATISTICS



## **STANISLAV MEDVEDENKO - 6-10, 253 - UKRAINE**

**APRIL 4, 1979**

### **REGULAR SEASON**

G	Min.	FG	FGA	Pct.	3FG	3FGA	PCT	FT	FTA	Pct.	Off.	Def.	Tot.	Ast.	PF	Dq.	Stl.	TO	Blk.	Pts.	Avg.	Hi	
2000-01	7	39	12	25	.480	1	1	1.000	7	12	.583	1	8	9	2	9	0	1	3	1	32	4.6	10
2001-02	71	729	145	304	.477	0	4	.000	41	62	.661	85	73	158	43	119	0	29	42	11	331	4.7	18
2002-03	58	620	112	258	.434	0	2	.000	31	43	.721	66	75	141	18	118	0	11	37	8	255	4.4	15
2003-04	68	1442	237	537	.441	0	3	.000	89	116	.767	148	195	343	57	191	1	38	59	18	563	8.3	26
2004-05	43	423	71	156	.455	0	1	.000	23	28	.821	31	48	79	13	64	0	9	13	2	165	3.8	16
2005-06	2	6	1	2	.500	0	0	-	0	0	-	0	0	0	1	1	0	0	0	0	2	1.0	2
<b>TOT</b>	<b>249</b>	<b>3259</b>	<b>578</b>	<b>1282</b>	<b>.451</b>	<b>1</b>	<b>11</b>	<b>.091</b>	<b>191</b>	<b>261</b>	<b>.732</b>	<b>331</b>	<b>399</b>	<b>730</b>	<b>134</b>	<b>502</b>	<b>1</b>	<b>88</b>	<b>154</b>	<b>40</b>	<b>1348</b>	<b>5.4</b>	<b>-</b>

### **PLAYOFFS**

G	Min.	FG	FGA	Pct.	3FG	3FGA	PCT	FT	FTA	Pct.	Off.	Def.	Tot.	Ast.	PF	Dq.	Stl.	TO	Blk.	Pts.	Avg.	Hi
2001-02	7	21	3	5	.600	0	0	-	0	0	-	1	3	4	0	-	0	1	0	6	0.9	-
2002-03	9	73	15	27	.556	0	0	-	4	6	.667	4	14	18	1	-	1	3	1	34	3.8	-
2003-04	21	237	33	75	.440	0	0	-	17	21	.810	23	30	53	10	-	4	5	4	83	4.0	-
<b>TOT</b>	<b>37</b>	<b>331</b>	<b>51</b>	<b>107</b>	<b>.477</b>	<b>0</b>	<b>0</b>	<b>-</b>	<b>21</b>	<b>27</b>	<b>.778</b>	<b>28</b>	<b>47</b>	<b>75</b>	<b>11</b>	<b>-</b>	<b>5</b>	<b>9</b>	<b>5</b>	<b>123</b>	<b>3.3</b>	<b>-</b>

## **JODIE MEEKS - 6-4, 210 - KENTUCKY**

**AUGUST 21, 1987**

### **REGULAR SEASON**

G	Min.	FG	FGA	Pct.	3FG	3FGA	PCT	FT	FTA	Pct.	Off.	Def.	Tot.	Ast.	PF	Dq.	Stl.	TO	Blk.	Pts.	Avg.	Hi	
2012-13	78	1663	205	530	.387	122	342	.357	86	96	.896	37	134	171	69	103	0	58	52	5	618	7.9	24
2013-14	77	2556	413	892	.463	162	404	.401	221	258	.857	30	164	194	138	119	0	111	111	4	1209	15.7	42
<b>TOT</b>	<b>155</b>	<b>4219</b>	<b>618</b>	<b>1422</b>	<b>.435</b>	<b>284</b>	<b>746</b>	<b>.381</b>	<b>307</b>	<b>354</b>	<b>.867</b>	<b>67</b>	<b>298</b>	<b>365</b>	<b>207</b>	<b>222</b>	<b>0</b>	<b>169</b>	<b>163</b>	<b>9</b>	<b>1827</b>	<b>11.8</b>	<b>-</b>

### **PLAYOFFS**

G	Min.	FG	FGA	Pct.	3FG	3FGA	PCT	FT	FTA	Pct.	Off.	Def.	Tot.	Ast.	PF	Dq.	Stl.	TO	Blk.	Pts.	Avg.	Hi	
2012-13	1	20	1	4	.250	0	2	.000	2	2	1.000	1	1	2	0	2	0	1	2	0	4	4.0	-

## **CLIFF MEELY - 6-8, 215 - COLORADO**

**JULY 10, 1947**

### **REGULAR SEASON**

G	Min.	FG	FGA	Pct.	3FG	3FGA	PCT	FT	FTA	Pct.	Off.	Def.	Tot.	Ast.	PF	Dq.	Stl.	TO	Blk.	Pts.	Avg.	Hi	
1975-76	20	139	20	51	.392	-	-	-	24	32	.750	10	35	45	9	30	0	5	-	4	64	3.2	11

## **CHUCK MENCEL - 6-0, 170 - MINNESOTA**

**APRIL 21, 1933**

### **REGULAR SEASON**

G	Min.	FG	FGA	Pct.	3FG	3FGA	PCT	FT	FTA	Pct.	Off.	Def.	Tot.	Ast.	PF	Dq.	Stl.	TO	Blk.	Pts.	Avg.	Hi	
1955-56	69	973	120	375	.320	-	-	-	78	96	.813	-	110	132	74	1	-	-	-	-	318	4.6	-
1956-57	72	1848	243	688	.353	-	-	-	179	240	.746	-	237	201	95	0	-	-	-	-	665	9.2	-
<b>TOT</b>	<b>141</b>	<b>2821</b>	<b>363</b>	<b>1063</b>	<b>.341</b>	<b>-</b>	<b>-</b>	<b>-</b>	<b>257</b>	<b>336</b>	<b>.765</b>	<b>-</b>	<b>347</b>	<b>333</b>	<b>169</b>	<b>1</b>	<b>-</b>	<b>-</b>	<b>-</b>	<b>-</b>	<b>983</b>	<b>7.0</b>	<b>-</b>

### **PLAYOFFS**

G	Min.	FG	FGA	Pct.	3FG	3FGA	PCT	FT	FTA	Pct.	Off.	Def.	Tot.	Ast.	PF	Dq.	Stl.	TO	Blk.	Pts.	Avg.	Hi	
1955-56	3	52	10	19	.526	-	-	-	6	7	.857	-	5	8	-	-	-	-	-	-	26	8.7	-
1956-57	5	98	9	36	.250	-	-	-	7	9	.778	-	13	6	-	-	-	-	-	-	25	5.0	-
<b>TOT</b>	<b>8</b>	<b>150</b>	<b>19</b>	<b>55</b>	<b>.345</b>	<b>-</b>	<b>-</b>	<b>-</b>	<b>13</b>	<b>16</b>	<b>.813</b>	<b>-</b>	<b>18</b>	<b>14</b>	<b>-</b>	<b>-</b>	<b>-</b>	<b>-</b>	<b>-</b>	<b>51</b>	<b>6.4</b>	<b>-</b>	

## **CHRIS MIHM - 7-0, 265 - TEXAS**

**JULY 16, 1979**

### **REGULAR SEASON**

G	Min.	FG	FGA	Pct.	3FG	3FGA	PCT	FT	FTA	Pct.	Off.	Def.	Tot.	Ast.	PF	Dq.	Stl.	TO	Blk.	Pts.	Avg.	Hi	
2004-05	75	1870	280	552	.507	0	2	.000	175	258	.678	197	305	502	50	237	1	14	110	108	735	9.8	25
2005-06	59	1541	230	459	.501	0	0	-	144	201	.716	137	236	373	61	214	5	16	83	73	604	10.2	21
2006-07	-	-	-	-	-	-	-	-	-	-	-	-	-	-	-	-	-	-	-	-	-	-	-
2007-08	23	278	32	95	.337	0	0	-	18	27	.667	28	49	77	13	42	0	4	17	14	82	3.6	11
2008-09	18	105	15	40	.375	0	0	-	6	7	.857	15	19	34	10	23	0	1	10	6	36	2.0	10
<b>TOT</b>	<b>175</b>	<b>3794</b>	<b>557</b>	<b>1146</b>	<b>.486</b>	<b>0</b>	<b>2</b>	<b>.000</b>	<b>343</b>	<b>493</b>	<b>.696</b>	<b>377</b>	<b>609</b>	<b>986</b>	<b>134</b>	<b>516</b>	<b>6</b>	<b>35</b>	<b>220</b>	<b>201</b>	<b>1457</b>	<b>8.3</b>	<b>-</b>

### **PLAYOFFS**

G	Min.	FG	FGA	Pct.	3FG	3FGA	PCT	FT	FTA	Pct.	Off.	Def.	Tot.	Ast.	PF	Dq.	Stl.	TO	Blk.	Pts.	Avg.	Hi
2007-08	1	3	0	1	.000	0	0	-	0	0	-	0	0	0	-	-	0	1	0	0	0.0	-

## **GEORGE MIKAN - 6-10, 245 - DEPAUL**

**JUNE 18, 1924**

### **REGULAR SEASON**

G	Min.	FG	FGA	Pct.	3FG	3FGA	PCT	FT	FTA	Pct.	Off.	Def.	Tot.	Ast.	PF	Dq.	Stl.	TO	Blk.	Pts.	Avg.	Hi	
1948-49	60	-	583	1403	.416	-	-	-	532	689	.772	-	-	218	260	-	-	-	-	-	1698	28.3	-
1949-50	68	-	649	1595	.407	-	-	-	567	728	.779	-	-	197	297	-	-	-	-	-	1865	27.4	-
1950-51	68	-	678	1584	.428	-	-	-	576	717	.803	-	-	958	208	38	14	-	-	-	1932	28.4	-
1951-52	64	2572	545	1414	.385	-	-	-	433	555	.780	-	-	866	194	286	14	-	-	-	1523	23.8	-
1952-53	70	2651	500	1252	.399	-	-	-	442	567	.780	-	-	1007	201	290	12	-	-	-	1442	20.6	-
1953-54	72	2362	441	1160	.380	-	-	-	424	546	.777	-	-	1028	174	268	4	-	-	-	1306	18.1	-
1955-56	37	765	148	375	.395	-	-	-	94	122	.770	-	-	308	53	153	6	-	-	-	390	10.5	-
<b>TOT</b>	<b>439</b>	<b>8350</b>	<b>3544</b>	<b>8783</b>	<b>.404</b>	<b>-</b>	<b>-</b>	<b>-</b>	<b>3068</b>	<b>3924</b>	<b>.782</b>	<b>-</b>	<b>-</b>	<b>4167</b>	<b>1245</b>	<b>1862</b>	<b>50</b>	<b>-</b>	<b>-</b>	<b>-</b>	<b>10156</b>	<b>23.1</b>	<b>-</b>

### **PLAYOFFS**

G	Min.	FG	FGA	Pct.	3FG	3FGA	PCT	FT	FTA	Pct.	Off.	Def.	Tot.	Ast.	PF	Dq.	Stl.	TO	Blk.	Pts.	Avg.	Hi	
1948-49	10	-	103	227	.454	-	-	-	97	121	.802	-	-	21	-	-	-	-	-	-	303	30.3	-
1949-50	12	-	121	316	.383	-	-	-	134	170	.788	-	-	36	-	-	-	-	-	-	376	31.3	-
1950-51	7	-	62	152	.408	-	-	-	44	55	.800	-	-	74	9	-	-	-	-	-	168	24.0	-
1951-52	13	553	99	261	.379	-	-	-	109	138	.790	-	-	207	36	-	-	-	-	-	307	23.6	-
1952-53	12	463	78	213	.366	-	-	-	82	112	.732	-	-	185	23	-	-	-	-	-	238	19.8	-
1953-54	13	424	87	190	.458	-	-	-	78	96	.813	-	-	171	25	-	-	-	-	-	252	19.4	-
1955-56	3	60	13	35	.371	-	-	-	10	13	.769	-	-	28	5	-	-	-	-	-	36	12.0	-
<b>TOT</b>	<b>70</b>	<b>1500</b>	<b>563</b>	<b>1394</b>	<b>.404</b>	<b>-</b>	<b>-</b>	<b>-</b>	<b>554</b>	<b>705</b>	<b>.786</b>	<b>-</b>	<b>-</b>	<b>665</b>	<b>155</b>	<b>-</b>	<b>-</b>	<b>-</b>	<b>-</b>	<b>-</b>	<b>1680</b>	<b>24.0</b>	<b>-</b>





# ALL-TIME ROSTER WITH STATISTICS

## VERN MIKKELSEN - 6-7, 230 - HAMLINE

OCTOBER 21, 1928

### REGULAR SEASON

G	Min.	FG	FGA	Pct.	3FG	3FGA	PCT	FT	FTA	Pct.	Off.	Def.	Tot.	Ast.	PF	Do.	StL.	TO	Blk.	Pts.	Avg.	HI
1949-50	68	-	288	722	.399	-	-	215	286	.752	-	-	-	123	222	-	-	-	-	791	11.6	-
1950-51	64	-	359	893	.402	-	-	186	275	.676	-	-	655	181	260	13	-	-	-	904	14.1	-
1951-52	66	2345	363	866	419	-	-	283	372	.761	-	-	681	180	282	16	-	-	-	1009	15.3	-
1952-53	70	2465	378	868	435	-	-	291	387	.752	-	-	654	148	289	14	-	-	-	1047	15.0	-
1953-54	72	2247	288	771	374	-	-	221	298	.742	-	-	615	119	264	7	-	-	-	797	11.1	-
1954-55	71	2559	440	1043	422	-	-	447	598	.747	-	-	722	145	319	14	-	-	-	1327	18.7	-
1955-56	72	2100	317	821	386	-	-	328	408	.804	-	-	608	173	319	17	-	-	-	962	13.4	-
1956-57	72	2198	322	854	377	-	-	342	424	.807	-	-	630	121	312	18	-	-	-	986	13.7	-
1957-58	72	2390	439	1070	410	-	-	370	471	.786	-	-	805	166	299	20	-	-	-	1248	17.3	-
1958-59	72	2139	353	904	390	-	-	286	355	.806	-	-	570	159	246	8	-	-	-	992	13.8	-
TOT	699	18443	3547	8812	.403	-	-	2969	3874	.766	-	-	5940	1515	2812	127	-	-	-	10063	14.4	-

### PLAYOFFS

G	Min.	FG	FGA	Pct.	3FG	3FGA	PCT	FT	FTA	Pct.	Off.	Def.	Tot.	Ast.	PF	Do.	StL.	TO	Blk.	Pts.	Avg.	HI
1949-50	12	-	55	149	.369	-	-	46	60	.767	-	-	-	18	-	-	-	-	-	156	13.0	-
1950-51	7	-	39	96	.406	-	-	31	47	.660	-	-	67	17	-	-	-	-	-	109	15.6	-
1951-52	13	495	60	139	432	-	-	53	64	.828	-	-	110	20	-	-	-	-	-	173	13.3	-
1952-53	12	400	44	133	331	-	-	56	66	.848	-	-	104	24	-	-	-	-	-	144	12.0	-
1953-54	13	375	51	111	459	-	-	31	36	.861	-	-	73	17	-	-	-	-	-	133	10.2	-
1954-55	7	209	30	85	353	-	-	36	46	.783	-	-	78	13	-	-	-	-	-	96	13.7	-
1955-56	3	90	11	26	423	-	-	18	20	.900	-	-	17	2	-	-	-	-	-	40	13.3	-
1956-57	5	162	33	83	398	-	-	22	34	.647	-	-	43	17	-	-	-	-	-	88	17.6	-
1958-59	13	371	73	177	412	-	-	56	73	.767	-	-	93	24	-	-	-	-	-	202	15.5	-
TOT	85	2102	396	999	.396	-	-	349	446	.783	-	-	585	152	-	-	-	-	-	1141	13.4	-

## ANTHONY MILLER - 6-9, 255 - MICHIGAN STATE

OCTOBER 22, 1971

### REGULAR SEASON

G	Min.	FG	FGA	Pct.	3FG	3FGA	PCT	FT	FTA	Pct.	Off.	Def.	Tot.	Ast.	PF	Do.	StL.	TO	Blk.	Pts.	Avg.	HI	
1994-95	46	527	70	132	.530	2	5	400	47	.76	618	67	85	152	35	77	2	20	38	7	189	4.1	18
1995-96	27	123	15	35	.429	0	2	.000	6	1.00	600	11	14	25	4	19	0	4	8	1	36	1.3	6
TOT	73	650	85	167	.509	2	7	.286	53	.86	616	78	99	177	39	96	2	24	46	8	225	3.1	24

### PLAYOFFS

G	Min.	FG	FGA	Pct.	3FG	3FGA	PCT	FT	FTA	Pct.	Off.	Def.	Tot.	Ast.	PF	Do.	StL.	TO	Blk.	Pts.	Avg.	HI
1994-95	4	15	0	2	.000	0	0	0	0	-	2	4	6	1	-	-	1	1	0	0	0.0	-

## STEVE MIX - 6-7, 215 - TOLEDO

DECEMBER 30, 1947

### REGULAR SEASON

G	Min.	FG	FGA	Pct.	3FG	3FGA	PCT	FT	FTA	Pct.	Off.	Def.	Tot.	Ast.	PF	Do.	StL.	TO	Blk.	Pts.	Avg.	HI
1982-83	1	17	4	10	.400	0	0	1	1	1.000	1	0	1	2	1	0	0	0	0	9	9.0	9

### PLAYOFFS

G	Min.	FG	FGA	Pct.	3FG	3FGA	PCT	FT	FTA	Pct.	Off.	Def.	Tot.	Ast.	PF	Do.	StL.	TO	Blk.	Pts.	Avg.	HI
1982-83	8	26	2	5	.400	0	0	3	3	1.000	0	1	1	0	-	-	0	0	0	7	0.9	-

## DARIUS MORRIS - 6-5, 195 - MICHIGAN

JANUARY 3, 1991

### REGULAR SEASON

G	Min.	FG	FGA	Pct.	3FG	3FGA	PCT	FT	FTA	Pct.	Off.	Def.	Tot.	Ast.	PF	Do.	StL.	TO	Blk.	Pts.	Avg.	HI	
2011-12	19	169	18	42	.429	4	9	444	6	.9	.667	2	14	16	0	2	19	0	46	2.4	9		
2012-13	48	683	73	188	.388	24	66	.364	24	.37	.649	24	33	57	76	58	0	21	45	2	194	4.0	15
TOT	67	852	91	230	.396	28	75	.373	30	.46	.652	26	47	73	97	74	0	23	64	2	240	3.6	-

### PLAYOFFS

G	Min.	FG	FGA	Pct.	3FG	3FGA	PCT	FT	FTA	Pct.	Off.	Def.	Tot.	Ast.	PF	Do.	StL.	TO	Blk.	Pts.	Avg.	HI	
2011-12	4	8	3	3	1.000	1	1	1.000	3	4	.750	0	0	0	3	1	0	0	1	10	2.5	-	
2012-13	4	105	16	35	.457	3	9	.333	7	9	.778	1	4	5	12	6	0	2	6	0	42	10.5	-
TOT	8	113	19	38	.500	4	10	.400	10	13	.769	1	4	5	15	7	0	2	7	0	52	6.5	-

## ADAM MORRISON - 6-8, 205 - GONZAGA

JULY 19, 1984

### REGULAR SEASON

G	Min.	FG	FGA	Pct.	3FG	3FGA	PCT	FT	FTA	Pct.	Off.	Def.	Tot.	Ast.	PF	Do.	StL.	TO	Blk.	Pts.	Avg.	HI	
2008-09	8	44	4	12	.333	1	4	.250	1	2	.500	2	6	8	3	4	0	0	3	0	10	1.3	5
2009-10	31	241	32	85	.376	5	21	.238	5	8	.625	10	22	32	18	17	0	3	10	2	74	2.4	7
TOT	39	285	36	97	.371	6	25	.240	6	10	.600	12	28	40	21	21	0	3	13	2	84	2.2	-

### PLAYOFFS

G	Min.	FG	FGA	Pct.	3FG	3FGA	PCT	FT	FTA	Pct.	Off.	Def.	Tot.	Ast.	PF	Do.	StL.	TO	Blk.	Pts.	Avg.	HI
2009-10	2	13	4	9	.444	0	2	.000	0	0	2	3	5	1	-	-	0	0	0	8	4.0	-

## ERWIN MUELLER - 6-8, 230 - SAN FRANCISCO

MARCH 12, 1944

### REGULAR SEASON

G	Min.	FG	FGA	Pct.	3FG	3FGA	PCT	FT	FTA	Pct.	Off.	Def.	Tot.	Ast.	PF	Do.	StL.	TO	Blk.	Pts.	Avg.	HI
1967-68	39	973	132	254	.520	-	-	-	61	103	.592	-	-	222	78	86	2	-	-	325	8.3	-

### PLAYOFFS

G	Min.	FG	FGA	Pct.	3FG	3FGA	PCT	FT	FTA	Pct.	Off.	Def.	Tot.	Ast.	PF	Do.	StL.	TO	Blk.	Pts.	Avg.	HI
1967-68	14	250	20	59	.339	-	-	-	5	14	.357	-	-	54	18	-	-	-	-	45	3.2	-





# ALL-TIME ROSTER WITH STATISTICS



### ALLEN MURPHY - 6-5, 190 - LOUISVILLE

JULY 15, 1952

#### REGULAR SEASON

G	Min.	FG	FGA	Pct.	3FG	3FGA	PCT	FT	FTA	Pct.	Off.	Def.	Tot.	Ast.	PF	Dq.	StL.	TO	Blk.	Pts.	Avg.	Hi
1976-77	2	18	1	5	200	-	-	3	7	.429	3	1	4	0	5	0	0	-	0	5	2.5	3

### TROY MURPHY - 6-11, 245 - NOTRE DAME

MAY 2, 1980

#### REGULAR SEASON

G	Min.	FG	FGA	Pct.	3FG	3FGA	PCT	FT	FTA	Pct.	Off.	Def.	Tot.	Ast.	PF	Dq.	StL.	TO	Blk.	Pts.	Avg.	Hi	
2011-12	59	956	77	171	450	28	67	.418	6	7	.667	40	151	191	51	98	1	15	26	16	188	3.2	12

#### PLAYOFFS

G	Min.	FG	FGA	Pct.	3FG	3FGA	PCT	FT	FTA	Pct.	Off.	Def.	Tot.	Ast.	PF	Dq.	StL.	TO	Blk.	Pts.	Avg.	Hi
2011-12	4	15	1	1	1.000	1	1	1.000	0	0	-	0	3	3	0	0	0	2	0	3	0.8	-

### TRACY MURRAY - 6-7, 230 - UCLA

JULY 25, 1971

#### REGULAR SEASON

G	Min.	FG	FGA	Pct.	3FG	3FGA	PCT	FT	FTA	Pct.	Off.	Def.	Tot.	Ast.	PF	Dq.	StL.	TO	Blk.	Pts.	Avg.	Hi	
2002-03	31	193	23	71	.324	8	38	.211	7	9	.778	5	18	23	12	22	0	5	14	3	61	2.0	11

### COTTON NASH - 6-6, 220 - KENTUCKY

JULY 24, 1942

#### REGULAR SEASON

G	Min.	FG	FGA	Pct.	3FG	3FGA	PCT	FT	FTA	Pct.	Off.	Def.	Tot.	Ast.	PF	Dq.	StL.	TO	Blk.	Pts.	Avg.	Hi
1964-65	25	167	14	57	.246	-	-	-	25	32	.781	-	-	35	10	30	0	-	-	53	2.1	-

### STEVE NASH - 6-3, 180 - SANTA CLARA

FEBRUARY 7, 1974

#### REGULAR SEASON

G	Min.	FG	FGA	Pct.	3FG	3FGA	PCT	FT	FTA	Pct.	Off.	Def.	Tot.	Ast.	PF	Dq.	StL.	TO	Blk.	Pts.	Avg.	Hi	
2012-13	50	1627	236	475	.497	57	130	.438	107	116	.922	26	116	142	333	70	0	30	126	5	636	12.7	22
2013-14	15	313	36	94	.383	8	24	.333	22	24	.917	4	25	29	86	18	0	7	31	2	102	6.8	19
TOT	65	1940	272	569	.478	65	154	.422	129	140	.921	30	141	171	419	88	0	37	157	7	738	11.4	-

#### PLAYOFFS

G	Min.	FG	FGA	Pct.	3FG	3FGA	PCT	FT	FTA	Pct.	Off.	Def.	Tot.	Ast.	PF	Dq.	StL.	TO	Blk.	Pts.	Avg.	Hi	
2012-13	2	61	10	23	.435	0	3	.000	5	5	1.000	2	3	5	9	2	0	0	3	0	25	12.5	16

### SWEN NATER - 6-11, 250 - UCLA

JANUARY 14, 1950

#### REGULAR SEASON

G	Min.	FG	FGA	Pct.	3FG	3FGA	PCT	FT	FTA	Pct.	Off.	Def.	Tot.	Ast.	PF	Dq.	StL.	TO	Blk.	Pts.	Avg.	Hi	
1983-84	69	829	124	253	.490	0	1	.000	63	91	.692	81	183	264	27	150	0	25	68	7	311	4.5	19

#### PLAYOFFS

G	Min.	FG	FGA	Pct.	3FG	3FGA	PCT	FT	FTA	Pct.	Off.	Def.	Tot.	Ast.	PF	Dq.	StL.	TO	Blk.	Pts.	Avg.	Hi
1983-84	17	146	19	38	.500	0	0	-	20	26	.769	16	24	40	1	-	1	8	2	58	3.4	-

### DON NELSON - 6-6, 210 - IOWA

MAY 15, 1940

#### REGULAR SEASON

G	Min.	FG	FGA	Pct.	3FG	3FGA	PCT	FT	FTA	Pct.	Off.	Def.	Tot.	Ast.	PF	Dq.	StL.	TO	Blk.	Pts.	Avg.	Hi
1963-64	80	1408	135	323	.418	-	-	-	149	201	.741	-	-	323	76	181	1	-	-	419	5.2	-
1964-65	39	238	36	85	.424	-	-	-	20	26	.769	-	-	73	24	40	1	-	-	92	2.4	-
TOT	119	1644	171	408	.419	-	-	-	169	227	.744	-	-	396	100	221	2	-	-	511	4.3	-

#### PLAYOFFS

G	Min.	FG	FGA	Pct.	3FG	3FGA	PCT	FT	FTA	Pct.	Off.	Def.	Tot.	Ast.	PF	Dq.	StL.	TO	Blk.	Pts.	Avg.	Hi
1963-64	5	56	7	13	.538	-	-	-	3	3	1.000	-	-	13	2	-	-	-	-	17	3.4	-
1964-65	11	212	24	53	.453	-	-	-	19	25	.760	-	-	59	19	-	-	-	-	67	6.1	-
TOT	16	268	31	66	.470	-	-	-	22	28	.786	-	-	72	21	-	-	-	-	84	5.3	-

### JOHNNY NEUMANN - 6-6, 200 - MISSISSIPPI

SEPTEMBER 11, 1951

#### REGULAR SEASON

G	Min.	FG	FGA	Pct.	3FG	3FGA	PCT	FT	FTA	Pct.	Off.	Def.	Tot.	Ast.	PF	Dq.	StL.	TO	Blk.	Pts.	Avg.	Hi	
1976-77	59	888	146	363	.402	-	-	-	54	81	.667	19	44	63	137	127	2	28	-	8	346	5.9	24

#### PLAYOFFS

G	Min.	FG	FGA	Pct.	3FG	3FGA	PCT	FT	FTA	Pct.	Off.	Def.	Tot.	Ast.	PF	Dq.	StL.	TO	Blk.	Pts.	Avg.	Hi
1976-77	6	68	11	29	.379	-	-	-	2	4	.500	-	2	9	-	-	-	-	-	24	4.0	-

### CHUCK NEVITT - 7-5, 250 - NORTH CAROLINA STATE

JUNE 13, 1959

#### REGULAR SEASON

G	Min.	FG	FGA	Pct.	3FG	3FGA	PCT	FT	FTA	Pct.	Off.	Def.	Tot.	Ast.	PF	Dq.	StL.	TO	Blk.	Pts.	Avg.	Hi	
1984-85	11	59	5	17	.294	0	0	-	2	8	.250	5	15	20	3	20	0	0	10	15	12	1.1	4
1985-86	4	25	3	11	.273	0	0	-	4	6	.667	3	4	7	2	6	0	2	5	2	10	2.5	4
TOT	15	84	8	28	.286	0	0	-	6	14	.429	8	19	27	5	26	0	2	15	17	22	1.5	-

#### PLAYOFFS

G	Min.	FG	FGA	Pct.	3FG	3FGA	PCT	FT	FTA	Pct.	Off.	Def.	Tot.	Ast.	PF	Dq.	StL.	TO	Blk.	Pts.	Avg.	Hi
1984-85	7	37	3	9	.333	0	0	-	4	8	.500	3	3	6	1	-	4	2	6	10	1.4	-

### IRA NEWBLE - 6-7, 220 - MIAMI (OHIO)

JANUARY 20, 1975

#### REGULAR SEASON

G	Min.	FG	FGA	Pct.	3FG	3FGA	PCT	FT	FTA	Pct.	Off.	Def.	Tot.	Ast.	PF	Dq.	StL.	TO	Blk.	Pts.	Avg.	Hi	
2007-08	6	31	3	9	.333	1	2	.500	0	0	-	6	5	11	3	5	0	1	3	1	7	1.2	3

#### PLAYOFFS

G	Min.	FG	FGA	Pct.	3FG	3FGA	PCT	FT	FTA	Pct.	Off.	Def.	Tot.	Ast.	PF	Dq.	StL.	TO	Blk.	Pts.	Avg.	Hi
2007-08	1	1	0	0	-	0	0	-	0	0	-	0	0	0	0	0	0	0	0	0	0.0	-





# ALL-TIME ROSTER WITH STATISTICS

## NORM NIXON - 6-2, 175 - DUQUESNE

OCTOBER 11, 1955

### REGULAR SEASON

G	Min.	FG	FGA	Pct.	3FG	3FGA	PCT	FT	FTA	Pct.	Off.	Def.	Tot.	Ast.	PF	Do.	StL.	TO	Blk.	Pts.	Avg.	Hi	
1977-78	81	2779	496	998	.497	-	-	-	115	161	.714	41	198	239	553	259	3	138	251	7	1107	13.7	28
1978-79	82	3145	623	1149	.542	-	-	-	158	204	.775	48	183	231	737	250	6	201	231	17	1404	17.1	29
1979-80	82	3246	624	1209	.516	1	8	125	197	253	.779	52	177	229	642	241	1	147	288	14	1446	17.6	30
1980-81	79	2962	576	1210	.476	2	12	167	196	252	.778	64	168	232	696	226	2	146	285	11	1350	17.1	30
1981-82	82	3024	628	1274	.493	3	12	250	181	224	.808	38	138	176	652	264	3	132	238	17	1440	17.6	28
1982-83	79	2711	533	1123	.475	0	13	.000	125	168	.744	61	144	205	566	176	1	104	237	4	1191	15.1	27
TOT	485	17847	3480	6963	.500	6	45	.133	972	1262	.770	304	1008	1312	3846	1416	16	868	1530	60	7938	16.4	-

### PLAYOFFS

G	Min.	FG	FGA	Pct.	3FG	3FGA	PCT	FT	FTA	Pct.	Off.	Def.	Tot.	Ast.	PF	Do.	StL.	TO	Blk.	Pts.	Avg.	Hi	
1977-78	3	92	11	24	.458	-	-	-	2	3	.667	-	9	16	-	-	4	-	1	24	8.0	-	
1978-79	8	327	56	119	.471	-	-	-	11	15	.733	-	28	94	-	-	11	-	0	123	15.4	-	
1979-80	16	648	114	239	.477	1	5	.200	41	51	.804	13	43	56	125	-	-	32	49	3	270	16.9	-
1980-81	3	133	25	49	.510	0	0	.000	8	10	.800	1	10	11	-	-	1	5	1	58	19.3	-	
1981-82	14	549	121	253	.478	1	3	.333	43	57	.754	13	30	43	116	-	-	23	34	2	286	20.4	-
1982-83	14	538	113	237	.477	3	7	.429	37	50	.740	13	35	48	90	-	-	18	34	1	266	19.0	-
TOT	58	2287	440	921	.478	5	15	.333	142	186	.763	40	118	195	465	-	-	89	122	8	1027	17.7	-

## LAMAR ODOM - 6-10, 230 - RHODE ISLAND

NOVEMBER 6, 1979

### REGULAR SEASON

G	Min.	FG	FGA	Pct.	3FG	3FGA	PCT	FT	FTA	Pct.	Off.	Def.	Tot.	Ast.	PF	Do.	StL.	TO	Blk.	Pts.	Avg.	Hi	
2004-05	64	2320	366	774	.473	36	117	.308	207	298	.695	134	519	653	238	211	3	42	161	65	975	15.2	28
2005-06	80	3221	445	925	.481	80	215	.372	216	313	.690	181	557	738	443	256	4	75	213	64	1186	14.8	27
2006-07	56	2202	319	681	.468	54	182	.297	198	283	.700	102	445	547	270	182	5	53	163	32	890	15.9	34
2007-08	77	2921	417	795	.525	31	113	.274	229	328	.698	197	622	819	273	222	3	75	156	72	1094	14.2	31
2008-09	78	2316	346	703	.492	33	103	.320	160	257	.623	176	461	637	204	235	5	77	138	98	885	11.3	28
2009-10	82	2585	342	739	.463	58	182	.319	140	202	.693	184	618	802	267	227	1	75	150	59	882	10.8	26
2010-11	82	2639	473	893	.530	68	178	.382	166	246	.675	175	535	710	249	200	1	47	139	61	1180	14.4	29
TOT	519	18204	2708	5510	.491	360	1090	.330	1316	1927	.683	1149	3757	4906	1944	1533	22	444	1120	451	7092	13.7	-

### PLAYOFFS

G	Min.	FG	FGA	Pct.	3FG	3FGA	PCT	FT	FTA	Pct.	Off.	Def.	Tot.	Ast.	PF	Do.	StL.	TO	Blk.	Pts.	Avg.	Hi	
2005-06	7	314	49	99	.495	6	30	.200	30	45	.667	15	62	77	34	-	-	3	23	8	134	19.1	-
2006-07	5	192	41	85	.482	3	11	.273	12	24	.500	20	45	65	11	-	-	2	10	6	97	19.4	-
2007-08	21	786	107	218	.491	3	11	.273	84	127	.661	47	162	209	62	-	-	14	47	27	301	14.3	-
2008-09	23	735	108	206	.524	18	35	.514	49	80	.613	64	146	210	62	-	-	16	39	31	283	12.3	-
2009-10	23	667	91	194	.469	10	41	.244	30	50	.600	60	138	198	46	-	-	15	28	21	222	9.7	-
2010-11	10	286	45	98	.459	4	20	.200	27	38	.711	13	52	65	21	-	-	2	15	4	121	12.1	-
TOT	89	2980	441	900	.490	44	148	.297	232	364	.637	219	605	824	216	-	-	52	162	97	1158	13.0	-

## JAWANN OLDHAM - 7-0, 220 - SEATTLE

JULY 4, 1957

### REGULAR SEASON

G	Min.	FG	FGA	Pct.	3FG	3FGA	PCT	FT	FTA	Pct.	Off.	Def.	Tot.	Ast.	PF	Do.	StL.	TO	Blk.	Pts.	Avg.	Hi	
1989-90	3	9	2	3	.667	0	0	-	1	2	.500	0	1	1	1	3	0	0	1	0	5	1.7	3

## SHAQUILLE O'NEAL - 7-1, 340 - LOUISIANA STATE

MARCH 6, 1972

### REGULAR SEASON

G	Min.	FG	FGA	Pct.	3FG	3FGA	PCT	FT	FTA	Pct.	Off.	Def.	Tot.	Ast.	PF	Do.	StL.	TO	Blk.	Pts.	Avg.	Hi	
1996-97	51	1941	552	991	.557	0	4	.000	232	479	.484	195	445	640	159	180	2	46	146	147	1336	26.2	42
1997-98	60	2175	670	1147	.584	0	0	-	359	681	.527	208	473	681	142	193	1	39	175	144	1699	28.3	50
1998-99	49	1765	510	885	.576	0	1	.000	269	498	.540	187	338	525	114	155	4	36	122	82	1289	26.3	38
1999-00	79	3163	956	1665	.574	0	1	.000	432	824	.524	336	742	1078	299	255	2	36	223	239	2344	29.7	61
2000-01	74	2924	813	1422	.572	0	2	.000	499	972	.513	291	649	940	277	256	6	47	218	204	2125	28.7	41
2001-02	67	2422	712	1229	.579	0	1	.000	398	717	.555	235	480	715	200	199	2	41	171	137	1822	27.2	46
2002-03	67	2535	695	1211	.574	0	0	-	451	725	.622	259	483	742	206	229	4	38	196	159	1841	27.5	48
2003-04	67	2464	554	948	.584	0	0	-	331	676	.490	246	523	769	196	225	3	34	195	166	1439	21.5	37
TOT	514	19329	5462	9498	.575	0	9	.000	2971	5572	.533	1957	4133	6090	1593	1692	24	317	1446	1278	13895	27.0	-

### PLAYOFFS

G	Min.	FG	FGA	Pct.	3FG	3FGA	PCT	FT	FTA	Pct.	Off.	Def.	Tot.	Ast.	PF	Do.	StL.	TO	Blk.	Pts.	Avg.	Hi	
1996-97	9	326	89	173	.514	0	0	-	64	105	.610	38	57	95	29	-	-	5	22	17	242	26.9	-
1997-98	13	501	158	258	.612	0	0	-	80	159	.503	48	84	132	38	-	-	7	43	34	396	30.5	-
1998-99	8	315	79	155	.510	0	0	-	55	118	.466	44	49	93	18	-	-	7	18	23	213	26.6	-
1999-00	23	1000	286	505	.566	0	0	-	135	296	.456	119	236	355	71	-	-	13	56	55	707	30.7	-
2000-01	16	676	191	344	.555	0	0	-	105	200	.525	91	156	247	51	-	-	7	57	38	487	30.4	-
2001-02	19	776	203	384	.529	0	0	-	135	208	.649	67	172	239	54	-	-	10	62	48	541	28.5	-
2002-03	12	481	121	226	.535	0	0	-	82	132	.621	63	115	178	44	-	-	7	35	34	324	27.0	-
2003-04	22	918	182	307	.593	0	0	-	109	254	.429	91	200	291	55	-	-	7	55	61	473	21.5	-
TOT	122	4993	1309	2352	.557	0	0	-	765	1472	.520	561	1069	1630	360	-	-	63	348	310	3383	27.7	-

## KEVIN O'SHEA - 6-2, 175 - NOTRE DAME

JULY 10, 1925

### REGULAR SEASON

G	Min.	FG	FGA	Pct.	3FG	3FGA	PCT	FT	FTA	Pct.	Off.	Def.	Tot.	Ast.	PF	Do.	StL.	TO	Blk.	Pts.	Avg.	Hi
1950-51	63	-	87	267	.326	-	-	-	97	134	.724	-	-	125	100	99	1	-	-	271	4.3	-

### PLAYOFFS

G	Min.	FG	FGA	Pct.	3FG	3FGA	PCT	FT	FTA	Pct.	Off.	Def.	Tot.	Ast.	PF	Do.	StL.	TO	Blk.	Pts.	Avg.	Hi
1950-51	5	-	1	7	.143	-	-	-	3	4	.750	-	-	5	1	-	-	-	-	5	1.0	-



# ALL-TIME ROSTER WITH STATISTICS



## KEITH OWENS - 6-7, 225 - UCLA

MAY 31, 1969

### REGULAR SEASON

G	Min.	FG	FGA	Pct.	3FG	3FGA	PCT	FT	FTA	Pct.	Off.	Def.	Tot.	Ast.	PF	Dq.	Stl.	TO	Blk.	Pts.	Avg.	Hi	
1991-92	20	80	9	32	.281	0	0	-	8	10	.800	8	7	15	3	11	0	5	2	4	26	1.3	8

## JANNERO PARGO - 6-1, 175 - ARKANSAS

OCTOBER 22, 1979

### REGULAR SEASON

G	Min.	FG	FGA	Pct.	3FG	3FGA	PCT	FT	FTA	Pct.	Off.	Def.	Tot.	Ast.	PF	Dq.	Stl.	TO	Blk.	Pts.	Avg.	Hi	
2002-03	34	342	37	93	.398	7	24	.292	4	4	1.000	9	28	37	39	45	0	13	23	2	85	2.5	18
2003-04	13	63	6	16	.375	2	4	.500	0	0	-	0	6	6	11	5	0	2	12	0	14	1.1	5
TOT	47	405	43	109	.395	9	28	.321	4	4	1.000	9	34	43	50	50	0	15	35	2	99	2.1	-

### PLAYOFFS

G	Min.	FG	FGA	Pct.	3FG	3FGA	PCT	FT	FTA	Pct.	Off.	Def.	Tot.	Ast.	PF	Dq.	Stl.	TO	Blk.	Pts.	Avg.	Hi	
2002-03	11	129	8	24	.333	4	15	.267	3	4	.750	3	6	9	14	-	-	8	7	1	23	2.1	-

## WILLIAM "SMUSH" PARKER - 6-4, 180 - FORDHAM

JUNE 1, 1981

### REGULAR SEASON

G	Min.	FG	FGA	Pct.	3FG	3FGA	PCT	FT	FTA	Pct.	Off.	Def.	Tot.	Ast.	PF	Dq.	Stl.	TO	Blk.	Pts.	Avg.	Hi	
2005-06	82	2773	348	779	.447	120	328	.366	125	180	.694	37	234	271	302	213	1	140	147	16	941	11.5	24
2006-07	82	2457	342	785	.436	110	301	.365	113	175	.646	45	161	206	228	211	4	119	153	10	907	11.1	26
TOT	164	5230	690	1564	.441	230	629	.366	238	355	.670	82	395	477	530	424	5	259	300	26	1848	11.3	-

### PLAYOFFS

G	Min.	FG	FGA	Pct.	3FG	3FGA	PCT	FT	FTA	Pct.	Off.	Def.	Tot.	Ast.	PF	Dq.	Stl.	TO	Blk.	Pts.	Avg.	Hi
2005-06	7	258	24	72	.333	4	26	.154	10	10	1.000	9	12	21	11	-	15	12	1	62	8.9	-
2006-07	5	59	3	14	.214	1	6	.167	4	4	1.000	4	3	7	3	-	3	3	1	11	2.2	-
TOT	12	317	27	86	.314	5	32	.156	14	14	1.000	13	15	28	14	-	18	15	2	73	6.1	-

## MYLES PATRICK - 6-8, 220 - AUBURN

NOVEMBER 16, 1954

### REGULAR SEASON

G	Min.	FG	FGA	Pct.	3FG	3FGA	PCT	FT	FTA	Pct.	Off.	Def.	Tot.	Ast.	PF	Dq.	Stl.	TO	Blk.	Pts.	Avg.	Hi	
1980-81	3	9	2	5	.400	0	0	-	1	2	.500	1	1	2	1	3	0	0	1	0	5	1.7	3

## RUBEN PATTERSON - 6-6, 227 - CINCINNATI

JULY 3, 1975

### REGULAR SEASON

G	Min.	FG	FGA	Pct.	3FG	3FGA	PCT	FT	FTA	Pct.	Off.	Def.	Tot.	Ast.	PF	Dq.	Stl.	TO	Blk.	Pts.	Avg.	Hi	
1998-99	24	144	21	51	.412	1	6	.167	22	31	.710	17	13	30	2	16	0	5	12	3	65	2.7	11

### PLAYOFFS

G	Min.	FG	FGA	Pct.	3FG	3FGA	PCT	FT	FTA	Pct.	Off.	Def.	Tot.	Ast.	PF	Dq.	Stl.	TO	Blk.	Pts.	Avg.	Hi
1998-99	3	5	0	1	.000	0	0	-	0	0	-	0	0	0	0	-	0	1	0	0	0.0	-

## JIM PAXSON - 6-6, 200 - DAYTON

DECEMBER 19, 1932

### REGULAR SEASON

G	Min.	FG	FGA	Pct.	3FG	3FGA	PCT	FT	FTA	Pct.	Off.	Def.	Tot.	Ast.	PF	Dq.	Stl.	TO	Blk.	Pts.	Avg.	Hi	
1956-57	71	1274	138	485	.285	-	-	-	170	236	.720	-	-	266	86	163	3	-	-	-	446	6.3	-

### PLAYOFFS

G	Min.	FG	FGA	Pct.	3FG	3FGA	PCT	FT	FTA	Pct.	Off.	Def.	Tot.	Ast.	PF	Dq.	Stl.	TO	Blk.	Pts.	Avg.	Hi	
1956-57	5	54	9	27	.333	-	-	-	7	14	.500	-	-	14	3	-	-	-	-	-	25	5.0	-

## GARY PAYTON - 6-4, 190 - OREGON STATE

JULY 23, 1968

### REGULAR SEASON

G	Min.	FG	FGA	Pct.	3FG	3FGA	PCT	FT	FTA	Pct.	Off.	Def.	Tot.	Ast.	PF	Dq.	Stl.	TO	Blk.	Pts.	Avg.	Hi	
2003-04	82	2825	482	1024	.471	55	165	.333	180	252	.714	72	270	342	449	169	0	96	151	19	1199	14.6	30

### PLAYOFFS

G	Min.	FG	FGA	Pct.	3FG	3FGA	PCT	FT	FTA	Pct.	Off.	Def.	Tot.	Ast.	PF	Dq.	Stl.	TO	Blk.	Pts.	Avg.	Hi	
2003-04	22	773	68	186	.366	14	56	.250	21	28	.750	19	53	72	116	-	-	23	28	4	171	7.8	-

## ANTHONY PEELER - 6-4, 215 - MISSOURI

NOVEMBER 25, 1969

### REGULAR SEASON

G	Min.	FG	FGA	Pct.	3FG	3FGA	PCT	FT	FTA	Pct.	Off.	Def.	Tot.	Ast.	PF	Dq.	Stl.	TO	Blk.	Pts.	Avg.	Hi	
1992-93	77	1658	297	634	.468	46	118	.390	162	206	.786	64	115	179	166	193	0	60	123	14	802	10.4	25
1993-94	30	923	176	409	.430	14	63	.222	57	71	.803	48	61	109	94	93	0	43	59	8	423	14.1	28
1994-95	73	1559	285	659	.432	84	216	.389	102	128	.797	62	106	168	122	143	1	52	82	13	756	10.4	27
1995-96	73	1608	272	602	.452	105	254	.413	61	86	.709	45	92	137	118	139	0	59	56	10	710	9.7	25
TOT	253	5746	1030	2304	.447	249	651	.382	382	491	.778	219	374	593	500	568	1	214	320	45	2691	10.6	-

### PLAYOFFS

G	Min.	FG	FGA	Pct.	3FG	3FGA	PCT	FT	FTA	Pct.	Off.	Def.	Tot.	Ast.	PF	Dq.	Stl.	TO	Blk.	Pts.	Avg.	Hi
1994-95	10	268	32	79	.405	8	31	.258	17	22	.773	8	20	28	25	-	10	12	2	89	8.9	-
1995-96	3	72	9	27	.333	6	14	.429	4	4	1.000	2	6	8	3	-	6	3	0	28	9.3	-
TOT	13	340	41	106	.738	14	45	.687	21	26	.808	10	26	36	28	-	16	15	2	117	9.0	-





# ALL-TIME ROSTER WITH STATISTICS

## MIKE PENBERTHY - 6-3, 185 - THE MASTERS COLLEGE

NOVEMBER 29, 1974

### REGULAR SEASON

G	Min.	FG	FGA	Pct.	3FG	3FGA	PCT	FT	FTA	Pct.	Off.	Def.	Tot.	Ast.	PF	Do.	StL.	TO	Blk.	Pts.	Avg.	Hi	
2000-01	53	851	92	222	.414	55	139	.396	28	31	903	10	53	63	71	57	0	22	34	2	267	5.0	16
2001-02	3	12	1	2	.500	0	0	-	3	4	750	0	2	2	2	0	0	2	0	0	5	1.7	2
<b>TOT</b>	<b>56</b>	<b>863</b>	<b>93</b>	<b>224</b>	<b>.415</b>	<b>55</b>	<b>139</b>	<b>.396</b>	<b>31</b>	<b>35</b>	<b>886</b>	<b>10</b>	<b>55</b>	<b>65</b>	<b>73</b>	<b>57</b>	<b>0</b>	<b>24</b>	<b>34</b>	<b>2</b>	<b>272</b>	<b>4.9</b>	<b>-</b>

## SAM PERKINS - 6-9, 255 - NORTH CAROLINA

JUNE 14, 1961

### REGULAR SEASON

G	Min.	FG	FGA	Pct.	3FG	3FGA	PCT	FT	FTA	Pct.	Off.	Def.	Tot.	Ast.	PF	Do.	StL.	TO	Blk.	Pts.	Avg.	Hi	
1990-91	73	2504	368	744	.495	18	64	.281	229	279	821	167	371	538	108	247	2	64	103	78	983	13.5	32
1991-92	63	2332	361	803	.450	15	69	.217	304	372	817	192	364	556	141	192	1	64	83	62	1041	16.5	29
1992-93	49	1589	242	527	.459	5	29	.172	184	222	829	111	268	379	128	139	0	40	76	51	673	13.7	26
<b>TOT</b>	<b>185</b>	<b>6425</b>	<b>971</b>	<b>2074</b>	<b>.456</b>	<b>38</b>	<b>162</b>	<b>.235</b>	<b>717</b>	<b>873</b>	<b>821</b>	<b>470</b>	<b>1003</b>	<b>1473</b>	<b>377</b>	<b>578</b>	<b>3</b>	<b>168</b>	<b>262</b>	<b>191</b>	<b>2697</b>	<b>14.6</b>	<b>-</b>

### PLAYOFFS

G	Min.	FG	FGA	Pct.	3FG	3FGA	PCT	FT	FTA	Pct.	Off.	Def.	Tot.	Ast.	PF	Do.	StL.	TO	Blk.	Pts.	Avg.	Hi
1990-91	19	752	121	221	.548	11	30	.367	83	109	761	41	116	157	33	-	15	37	27	336	17.7	-

## JOHN PILCH - 6-3, 185 - WYOMING

JULY 11, 1925

### REGULAR SEASON

G	Min.	FG	FGA	Pct.	3FG	3FGA	PCT	FT	FTA	Pct.	Off.	Def.	Tot.	Ast.	PF	Do.	StL.	TO	Blk.	Pts.	Avg.	Hi	
1951-52	9	41	1	10	.100	-	-	-	3	6	500	-	-	9	2	10	0	-	-	-	5	0.6	-

## JIM POLLARD - 6-4, 190 - STANFORD

JULY 9, 1922

### REGULAR SEASON

G	Min.	FG	FGA	Pct.	3FG	3FGA	PCT	FT	FTA	Pct.	Off.	Def.	Tot.	Ast.	PF	Do.	StL.	TO	Blk.	Pts.	Avg.	Hi	
1948-49	53	-	314	792	.396	-	-	-	156	227	687	-	-	-	142	144	-	-	-	-	784	14.8	-
1949-50	66	-	394	1140	.346	-	-	-	185	242	764	-	-	-	252	143	-	-	-	-	973	14.7	-
1950-51	54	-	256	728	.352	-	-	-	117	156	750	-	-	484	184	157	4	-	-	-	629	11.6	-
1951-52	65	2545	411	1155	.356	-	-	-	183	260	704	-	-	593	234	199	4	-	-	-	1005	15.5	-
1952-53	66	2403	333	933	.357	-	-	-	193	251	769	-	-	452	231	194	3	-	-	-	859	13.0	-
1953-54	71	2483	326	882	.370	-	-	-	179	230	778	-	-	500	214	161	0	-	-	-	831	11.7	-
1954-55	63	1960	265	749	.354	-	-	-	151	186	812	-	-	458	160	147	3	-	-	-	681	10.8	-
<b>TOT</b>	<b>438</b>	<b>9391</b>	<b>2299</b>	<b>6379</b>	<b>.360</b>	<b>-</b>	<b>-</b>	<b>-</b>	<b>1164</b>	<b>1552</b>	<b>750</b>	<b>-</b>	<b>-</b>	<b>2487</b>	<b>1417</b>	<b>1145</b>	<b>14</b>	<b>-</b>	<b>-</b>	<b>-</b>	<b>5762</b>	<b>13.2</b>	<b>-</b>

### PLAYOFFS

G	Min.	FG	FGA	Pct.	3FG	3FGA	PCT	FT	FTA	Pct.	Off.	Def.	Tot.	Ast.	PF	Do.	StL.	TO	Blk.	Pts.	Avg.	Hi	
1948-49	10	-	43	147	.293	-	-	-	44	62	710	-	-	39	-	-	-	-	-	-	130	13.0	-
1949-50	12	-	50	175	.286	-	-	-	44	62	710	-	-	56	-	-	-	-	-	-	144	12.0	-
1950-51	7	-	35	108	.324	-	-	-	25	30	833	-	-	62	27	-	-	-	-	-	95	13.6	-
1951-52	11	469	70	173	.405	-	-	-	37	50	740	-	-	71	33	-	-	-	-	-	177	16.1	-
1952-53	12	455	62	167	.371	-	-	-	48	62	774	-	-	86	49	-	-	-	-	-	172	14.3	-
1953-54	13	543	13	543	.56	155	.361	-	48	60	800	-	-	110	41	-	-	-	-	-	160	12.3	-
1954-55	7	257	33	104	.317	-	-	-	33	46	717	-	-	78	14	-	-	-	-	-	99	14.1	-
<b>TOT</b>	<b>72</b>	<b>1724</b>	<b>349</b>	<b>1029</b>	<b>.339</b>	<b>-</b>	<b>-</b>	<b>-</b>	<b>279</b>	<b>372</b>	<b>750</b>	<b>-</b>	<b>-</b>	<b>407</b>	<b>259</b>	<b>-</b>	<b>-</b>	<b>-</b>	<b>-</b>	<b>-</b>	<b>977</b>	<b>13.6</b>	<b>-</b>

## JOSH POWELL - 6-9, 240 - NORTH CAROLINA STATE

JANUARY 25, 1983

### REGULAR SEASON

G	Min.	FG	FGA	Pct.	3FG	3FGA	PCT	FT	FTA	Pct.	Off.	Def.	Tot.	Ast.	PF	Do.	StL.	TO	Blk.	Pts.	Avg.	Hi	
2008-09	60	703	106	239	.444	0	0	-	38	50	760	71	105	176	27	98	0	9	51	17	250	4.2	17
2009-10	63	581	71	194	.366	7	16	.438	20	31	645	44	72	116	35	71	0	9	33	6	169	2.7	14
<b>TOT</b>	<b>123</b>	<b>1284</b>	<b>177</b>	<b>433</b>	<b>.409</b>	<b>7</b>	<b>16</b>	<b>.438</b>	<b>58</b>	<b>81</b>	<b>716</b>	<b>115</b>	<b>177</b>	<b>292</b>	<b>62</b>	<b>169</b>	<b>0</b>	<b>18</b>	<b>84</b>	<b>23</b>	<b>419</b>	<b>3.4</b>	<b>-</b>

### PLAYOFFS

G	Min.	FG	FGA	Pct.	3FG	3FGA	PCT	FT	FTA	Pct.	Off.	Def.	Tot.	Ast.	PF	Do.	StL.	TO	Blk.	Pts.	Avg.	Hi	
2008-09	14	73	11	26	.423	1	1	1.000	6	6	1.000	7	10	17	4	-	-	0	4	1	29	2.1	-
2009-10	13	40	3	8	.375	0	1	.000	3	4	.750	2	4	6	1	-	-	0	1	0	9	0.7	-
<b>TOT</b>	<b>27</b>	<b>113</b>	<b>14</b>	<b>34</b>	<b>.412</b>	<b>1</b>	<b>2</b>	<b>.500</b>	<b>9</b>	<b>10</b>	<b>900</b>	<b>9</b>	<b>14</b>	<b>23</b>	<b>5</b>	<b>-</b>	<b>-</b>	<b>0</b>	<b>5</b>	<b>1</b>	<b>38</b>	<b>1.4</b>	<b>-</b>

## JIM PRICE - 6-2, 195 - LOUISVILLE

NOVEMBER 27, 1949

### REGULAR SEASON

G	Min.	FG	FGA	Pct.	3FG	3FGA	PCT	FT	FTA	Pct.	Off.	Def.	Tot.	Ast.	PF	Do.	StL.	TO	Blk.	Pts.	Avg.	Hi	
1972-73	59	828	158	359	.440	-	-	-	60	73	822	-	-	115	97	119	1	-	-	-	376	6.4	-
1973-74	82	2628	538	1197	.449	-	-	-	187	234	799	120	258	378	369	229	2	157	-	29	1263	15.4	31
1974-75	9	339	75	167	.449	-	-	-	41	45	911	17	26	43	63	36	1	21	-	3	191	21.2	27
1978-79	75	1207	171	344	.497	-	-	-	55	79	696	26	97	123	218	128	0	66	100	12	397	5.3	19
<b>TOT</b>	<b>225</b>	<b>5002</b>	<b>942</b>	<b>2067</b>	<b>.458</b>	<b>-</b>	<b>-</b>	<b>-</b>	<b>343</b>	<b>431</b>	<b>796</b>	<b>163</b>	<b>381</b>	<b>659</b>	<b>747</b>	<b>52</b>	<b>4</b>	<b>244</b>	<b>100</b>	<b>44</b>	<b>2227</b>	<b>9.9</b>	<b>-</b>

### PLAYOFFS

G	Min.	FG	FGA	Pct.	3FG	3FGA	PCT	FT	FTA	Pct.	Off.	Def.	Tot.	Ast.	PF	Do.	StL.	TO	Blk.	Pts.	Avg.	Hi	
1972-73	3	16	3	11	.273	-	-	-	9	13	692	-	-	4	2	-	-	-	-	-	6	2.0	-
1973-74	5	161	25	66	.379	-	-	-	9	13	692	-	-	19	13	-	-	-	-	-	59	11.8	-
1978-79	8	128	9	30	.300	-	-	-	2	4	500	-	-	8	18	-	-	-	-	-	20	2.5	-
<b>TOT</b>	<b>16</b>	<b>305</b>	<b>37</b>	<b>107</b>	<b>.346</b>	<b>-</b>	<b>-</b>	<b>-</b>	<b>11</b>	<b>17</b>	<b>647</b>	<b>-</b>	<b>-</b>	<b>31</b>	<b>33</b>	<b>-</b>	<b>-</b>	<b>-</b>	<b>-</b>	<b>-</b>	<b>85</b>	<b>5.3</b>	<b>-</b>

## RONNIE PRICE - 6-2, 180 - UTAH VALLEY STATE

JUNE 21, 1983

### REGULAR SEASON

G	Min.	FG	FGA	Pct.	3FG	3FGA	PCT	FT	FTA	Pct.	Off.	Def.	Tot.	Ast.	PF	Do.	StL.	TO	Blk.	Pts.	Avg.	Hi	
2014-15	43	982	77	223	.345	31	109	.284	36	45	800	19	50	69	165	118	2	67	52	4	221	5.1	18



## ALL-TIME ROSTER WITH STATISTICS



### LARON PROFIT - 6-5, 204 - MARYLAND

AUGUST 5, 1977

#### REGULAR SEASON

G	Min.	FG	FGA	Pct.	3FG	3FGA	PCT	FT	FTA	Pct.	Off.	Def.	Tot.	Ast.	PF	Dq.	Stl.	TO	Blk.	Prs.	Avg.	Hi	
2005-06	25	279	40	84	.476	3	18	.167	21	24	.875	8	35	43	15	25	0	11	24	5	104	4.2	14

### VLADIMIR RADMANOVIC - 6-10, 235 - SERBIA AND MONTENEGRO

NOVEMBER 19, 1980

#### REGULAR SEASON

G	Min.	FG	FGA	Pct.	3FG	3FGA	PCT	FT	FTA	Pct.	Off.	Def.	Tot.	Ast.	PF	Dq.	Stl.	TO	Blk.	Prs.	Avg.	Hi	
2006-07	55	986	134	316	.424	40	118	.339	53	73	.726	53	127	180	66	125	2	25	69	18	361	6.6	27
2007-08	65	1483	198	437	.453	95	234	.406	52	65	.800	56	159	215	123	147	1	46	73	12	543	8.4	21
2008-09	46	771	95	214	.444	60	136	.441	23	27	.852	18	99	117	38	51	0	28	47	7	273	5.9	18
TOT	166	3240	427	967	.442	195	488	.400	128	165	.776	127	385	512	227	323	3	99	189	37	1177	7.1	-

#### PLAYOFFS

G	Min.	FG	FGA	Pct.	3FG	3FGA	PCT	FT	FTA	Pct.	Off.	Def.	Tot.	Ast.	PF	Dq.	Stl.	TO	Blk.	Prs.	Avg.	Hi	
2007-08	21	481	67	151	.444	29	78	.372	5	6	.833	23	57	80	31	-	-	13	21	1	168	8.0	-

### KURT RAMBIS - 6-8, 215 - SANTA CLARA

FEBRUARY 25, 1958

#### REGULAR SEASON

G	Min.	FG	FGA	Pct.	3FG	3FGA	PCT	FT	FTA	Pct.	Off.	Def.	Tot.	Ast.	PF	Dq.	Stl.	TO	Blk.	Prs.	Avg.	Hi	
1981-82	64	1131	118	228	.518	0	1	.000	59	117	.504	116	232	348	56	167	2	60	77	76	295	4.6	16
1982-83	78	1806	235	413	.569	0	2	.000	114	166	.687	164	367	531	90	233	2	105	145	63	584	7.5	21
1983-84	47	743	63	113	.558	0	0	-	42	66	.636	82	184	266	34	108	0	30	56	14	168	3.6	10
1984-85	82	1617	181	327	.554	0	0	-	68	103	.660	164	364	528	69	211	0	82	97	47	430	5.2	18
1985-86	74	1573	160	269	.595	0	0	-	88	122	.721	156	361	517	69	198	0	66	97	33	408	5.5	17
1986-87	78	1514	163	313	.521	0	0	-	120	157	.764	159	294	453	63	201	1	74	104	41	446	5.7	16
1987-88	70	845	102	186	.548	0	0	-	73	93	.785	103	165	268	54	103	0	39	59	13	277	4.0	17
1993-94	50	635	59	114	.518	0	1	.000	46	71	.648	84	105	189	32	89	0	22	26	23	164	3.3	13
1994-95	26	195	18	35	.514	0	0	-	8	12	.667	10	24	34	16	35	0	3	8	9	44	1.7	9
TOT	569	10059	1099	1998	.550	0	4	.000	618	907	.681	1038	2096	3134	483	1345	5	481	669	319	2816	4.9	-

#### PLAYOFFS

G	Min.	FG	FGA	Pct.	3FG	3FGA	PCT	FT	FTA	Pct.	Off.	Def.	Tot.	Ast.	PF	Dq.	Stl.	TO	Blk.	Prs.	Avg.	Hi	
1981-82	14	279	33	64	.516	0	0	-	16	26	.615	32	54	86	11	-	-	8	17	12	82	5.9	-
1982-83	15	377	45	79	.570	0	0	-	23	35	.657	27	63	90	19	-	-	13	23	16	113	7.5	-
1983-84	21	428	60	92	.652	0	0	-	21	33	.636	33	88	121	14	-	-	10	22	10	141	6.7	-
1984-85	19	375	48	81	.593	0	0	-	19	28	.679	42	87	129	17	-	-	18	19	9	115	6.1	-
1985-86	14	267	27	45	.600	0	0	-	13	18	.722	26	57	83	14	-	-	10	18	7	67	4.8	-
1986-87	17	215	24	41	.585	0	0	-	31	34	.912	16	51	67	9	-	-	8	13	3	79	4.6	-
1987-88	19	186	21	34	.618	0	0	-	9	13	.692	13	38	51	9	-	-	5	8	2	51	2.7	-
TOT	119	2127	258	436	.592	0	0	-	132	187	.706	189	438	627	93	-	-	72	120	59	648	5.4	-

### JULIUS RANDLE - 6-9, 250 - KENTUCKY

NOVEMBER 29, 1994

#### REGULAR SEASON

G	Min.	FG	FGA	Pct.	3FG	3FGA	PCT	FT	FTA	Pct.	Off.	Def.	Tot.	Ast.	PF	Dq.	Stl.	TO	Blk.	Prs.	Avg.	Hi	
2014-15	1	14	1	3	.333	0	0	---	0	2	.000	0	0	0	0	1	0	0	1	0	2	2.0	2

### THEO RATLIFF - 6-10, 235 - WYOMING

APRIL 17, 1973

#### REGULAR SEASON

G	Min.	FG	FGA	Pct.	3FG	3FGA	PCT	FT	FTA	Pct.	Off.	Def.	Tot.	Ast.	PF	Dq.	Stl.	TO	Blk.	Prs.	Avg.	Hi	
2010-11	12	44	2	12	.167	0	0	-	2	2	1.000	2	16	18	3	10	0	0	3	4	6	0.5	2

#### PLAYOFFS

G	Min.	FG	FGA	Pct.	3FG	3FGA	PCT	FT	FTA	Pct.	Off.	Def.	Tot.	Ast.	PF	Dq.	Stl.	TO	Blk.	Prs.	Avg.	Hi	
2010-11	1	1	0	0	-	0	0	-	0	0	-	0	1	1	0	-	-	0	0	0	0	0.0	-

### HUBERT REED - 6-9, 220 - OKLAHOMA CITY

OCTOBER 4, 1936

#### REGULAR SEASON

G	Min.	FG	FGA	Pct.	3FG	3FGA	PCT	FT	FTA	Pct.	Off.	Def.	Tot.	Ast.	PF	Dq.	Stl.	TO	Blk.	Prs.	Avg.	Hi	
1963-64	46	386	33	91	.363	-	-	-	10	15	.667	-	-	107	23	73	0	-	-	-	76	1.7	-

#### PLAYOFFS

G	Min.	FG	FGA	Pct.	3FG	3FGA	PCT	FT	FTA	Pct.	Off.	Def.	Tot.	Ast.	PF	Dq.	Stl.	TO	Blk.	Prs.	Avg.	Hi	
1963-64	1	12	2	4	.500	-	-	-	0	2	.000	-	-	2	0	-	-	-	-	-	4	4.0	-

### J.R.REID - 6-10, 250 - NORTH CAROLINA

MARCH 31, 1968

#### REGULAR SEASON

G	Min.	FG	FGA	Pct.	3FG	3FGA	PCT	FT	FTA	Pct.	Off.	Def.	Tot.	Ast.	PF	Dq.	Stl.	TO	Blk.	Prs.	Avg.	Hi	
1998-99	25	473	44	108	.407	0	1	.000	38	53	.717	24	75	99	23	72	1	15	23	0	126	5.0	15

#### PLAYOFFS

G	Min.	FG	FGA	Pct.	3FG	3FGA	PCT	FT	FTA	Pct.	Off.	Def.	Tot.	Ast.	PF	Dq.	Stl.	TO	Blk.	Prs.	Avg.	Hi	
1998-99	8	178	10	28	.357	-	-	-	6	8	.750	9	33	42	3	-	-	4	2	5	26	3.3	-





**ALL-TIME ROSTER WITH STATISTICS**

**GLEN RICE - 6-8, 221 - MICHIGAN**

**MAY 28, 1967**

REGULAR SEASON

G	Min.	FG	FGA	Pct.	3FG	3FGA	PCT	FT	FTA	Pct.	Off.	Def.	Tot.	Ast.	PF	Do.	StL.	TO	Blk.	Pts.	Avg.	HI	
1998-99	27	985	171	396	.432	53	135	393	77	90	856	9	90	99	71	67	1	17	45	6	472	17.5	40
1999-00	80	2530	421	980	.430	84	229	367	346	396	874	56	271	327	176	179	0	47	114	12	1272	15.9	29
<b>TOT</b>	<b>107</b>	<b>3515</b>	<b>592</b>	<b>1376</b>	<b>.430</b>	<b>137</b>	<b>364</b>	<b>376</b>	<b>423</b>	<b>486</b>	<b>870</b>	<b>65</b>	<b>361</b>	<b>426</b>	<b>247</b>	<b>246</b>	<b>1</b>	<b>64</b>	<b>159</b>	<b>18</b>	<b>1744</b>	<b>16.3</b>	<b>-</b>

PLAYOFFS

G	Min.	FG	FGA	Pct.	3FG	3FGA	PCT	FT	FTA	Pct.	Off.	Def.	Tot.	Ast.	PF	Do.	StL.	TO	Blk.	Pts.	Avg.	HI	
1998-99	7	307	45	101	.446	10	28	357	28	29	966	4	23	27	11	-	-	5	9	1	128	18.3	-
1999-00	23	766	93	228	.408	28	67	418	71	89	798	10	82	92	48	-	-	15	36	4	285	12.4	-
<b>TOT</b>	<b>30</b>	<b>1073</b>	<b>138</b>	<b>329</b>	<b>.419</b>	<b>38</b>	<b>95</b>	<b>400</b>	<b>99</b>	<b>118</b>	<b>839</b>	<b>14</b>	<b>105</b>	<b>119</b>	<b>59</b>	<b>-</b>	<b>-</b>	<b>20</b>	<b>45</b>	<b>5</b>	<b>413</b>	<b>13.8</b>	<b>-</b>

**MITCH RICHMOND - 6-5, 220 - KANSAS STATE**

**JUNE 30, 1965**

REGULAR SEASON

G	Min.	FG	FGA	Pct.	3FG	3FGA	PCT	FT	FTA	Pct.	Off.	Def.	Tot.	Ast.	PF	Do.	StL.	TO	Blk.	Pts.	Avg.	HI	
2001-02	64	709	100	247	.405	18	62	290	42	44	955	14	80	94	57	61	0	18	40	6	260	4.1	13

PLAYOFFS

G	Min.	FG	FGA	Pct.	3FG	3FGA	PCT	FT	FTA	Pct.	Off.	Def.	Tot.	Ast.	PF	Do.	StL.	TO	Blk.	Pts.	Avg.	HI	
2001-02	2	4	1	1	1.000	0	0	-	1	2	500	0	1	1	0	-	-	0	1	0	3	1.5	-

**ISALAH RIDER - 6-5, 215 - UNLV**

**MARCH 12, 1971**

REGULAR SEASON

G	Min.	FG	FGA	Pct.	3FG	3FGA	PCT	FT	FTA	Pct.	Off.	Def.	Tot.	Ast.	PF	Do.	StL.	TO	Blk.	Pts.	Avg.	HI	
2000-01	67	1206	201	472	.426	34	92	370	71	83	855	44	112	156	111	105	0	27	98	7	507	7.6	24

**PAT RILEY - 6-4, 205 - KENTUCKY**

**MARCH 20, 1945**

REGULAR SEASON

G	Min.	FG	FGA	Pct.	3FG	3FGA	PCT	FT	FTA	Pct.	Off.	Def.	Tot.	Ast.	PF	Do.	StL.	TO	Blk.	Pts.	Avg.	HI	
1970-71	54	506	105	254	.413	-	-	-	56	87	644	-	-	54	72	84	0	-	-	-	266	4.9	-
1971-72	67	926	197	441	.447	-	-	-	55	74	743	-	-	127	75	110	0	-	-	-	449	6.7	-
1972-73	55	801	167	390	.428	-	-	-	65	82	793	-	-	65	81	126	0	-	-	-	399	7.3	-
1973-74	72	1361	287	667	.430	-	-	-	110	144	764	38	90	128	148	173	1	54	-	3	684	9.5	22
1974-75	46	1016	219	523	.419	-	-	-	69	93	742	25	60	85	121	128	0	36	-	4	507	11.0	38
1975-76	2	23	5	13	.385	-	-	-	1	3	333	1	2	3	0	5	0	1	-	1	11	5.5	9
<b>TOT</b>	<b>369</b>	<b>4633</b>	<b>1558</b>	<b>3596</b>	<b>.433</b>	<b>-</b>	<b>-</b>	<b>-</b>	<b>648</b>	<b>826</b>	<b>785</b>	<b>64</b>	<b>152</b>	<b>673</b>	<b>918</b>	<b>859</b>	<b>1</b>	<b>91</b>	<b>-</b>	<b>8</b>	<b>3764</b>	<b>10.2</b>	<b>-</b>

PLAYOFFS

G	Min.	FG	FGA	Pct.	3FG	3FGA	PCT	FT	FTA	Pct.	Off.	Def.	Tot.	Ast.	PF	Do.	StL.	TO	Blk.	Pts.	Avg.	HI	
1970-71	7	135	29	69	.420	-	-	-	8	11	727	-	-	15	14	-	-	-	-	-	66	9.4	-
1971-72	15	244	33	99	.333	-	-	-	12	16	750	-	-	29	14	-	-	-	-	-	78	5.2	-
1972-73	7	53	9	27	.333	-	-	-	0	0	000	-	-	5	7	-	-	-	-	-	18	2.6	-
1973-74	5	106	18	50	.360	-	-	-	3	4	750	-	-	6	10	-	-	-	-	-	39	7.8	-
<b>TOT</b>	<b>34</b>	<b>538</b>	<b>89</b>	<b>245</b>	<b>.363</b>	<b>-</b>	<b>-</b>	<b>-</b>	<b>23</b>	<b>31</b>	<b>742</b>	<b>-</b>	<b>-</b>	<b>55</b>	<b>45</b>	<b>-</b>	<b>-</b>	<b>-</b>	<b>-</b>	<b>-</b>	<b>201</b>	<b>5.9</b>	<b>-</b>

**DAVID RIVERS - 6-0, 175 - NOTRE DAME**

**JANUARY 20, 1965**

REGULAR SEASON

G	Min.	FG	FGA	Pct.	3FG	3FGA	PCT	FT	FTA	Pct.	Off.	Def.	Tot.	Ast.	PF	Do.	StL.	TO	Blk.	Pts.	Avg.	HI	
1988-89	47	440	49	122	.402	1	6	.167	35	42	833	13	30	43	106	50	0	23	61	9	134	2.9	10

PLAYOFFS

G	Min.	FG	FGA	Pct.	3FG	3FGA	PCT	FT	FTA	Pct.	Off.	Def.	Tot.	Ast.	PF	Do.	StL.	TO	Blk.	Pts.	Avg.	HI	
1988-89	6	33	4	12	.333	0	2	.000	7	8	875	1	3	4	6	-	-	0	4	0	15	2.5	-

**RICK ROBERSON - 6-9, 235 - CINCINNATI**

**JULY 7, 1947**

REGULAR SEASON

G	Min.	FG	FGA	Pct.	3FG	3FGA	PCT	FT	FTA	Pct.	Off.	Def.	Tot.	Ast.	PF	Do.	StL.	TO	Blk.	Pts.	Avg.	HI	
1969-70	74	2005	262	586	.447	-	-	-	120	212	566	-	-	672	92	256	7	-	-	-	644	8.7	-
1970-71	65	909	125	301	.415	-	-	-	88	143	615	-	-	304	47	125	1	-	-	-	338	5.2	-
<b>TOT</b>	<b>139</b>	<b>2914</b>	<b>387</b>	<b>887</b>	<b>.436</b>	<b>-</b>	<b>-</b>	<b>-</b>	<b>208</b>	<b>355</b>	<b>586</b>	<b>-</b>	<b>-</b>	<b>976</b>	<b>139</b>	<b>381</b>	<b>8</b>	<b>-</b>	<b>-</b>	<b>-</b>	<b>982</b>	<b>7.1</b>	<b>-</b>

PLAYOFFS

G	Min.	FG	FGA	Pct.	3FG	3FGA	PCT	FT	FTA	Pct.	Off.	Def.	Tot.	Ast.	PF	Do.	StL.	TO	Blk.	Pts.	Avg.	HI	
1969-70	9	61	8	18	.444	-	-	-	6	10	600	-	-	16	0	-	-	-	-	-	22	2.4	-
1970-71	9	93	10	29	.345	-	-	-	4	7	571	-	-	26	4	-	-	-	-	-	24	2.7	-
<b>TOT</b>	<b>18</b>	<b>154</b>	<b>18</b>	<b>47</b>	<b>.383</b>	<b>-</b>	<b>-</b>	<b>-</b>	<b>10</b>	<b>17</b>	<b>588</b>	<b>-</b>	<b>-</b>	<b>42</b>	<b>4</b>	<b>-</b>	<b>-</b>	<b>-</b>	<b>-</b>	<b>-</b>	<b>46</b>	<b>2.6</b>	<b>-</b>

**FRED ROBERTS - 6-10, 220 - BRIGHAM YOUNG**

**AUGUST 14, 1960**

REGULAR SEASON

G	Min.	FG	FGA	Pct.	3FG	3FGA	PCT	FT	FTA	Pct.	Off.	Def.	Tot.	Ast.	PF	Do.	StL.	TO	Blk.	Pts.	Avg.	HI	
1995-96	33	317	48	97	.495	4	14	.286	22	28	786	18	29	47	26	24	0	16	24	4	122	3.7	19

PLAYOFFS

G	Min.	FG	FGA	Pct.	3FG	3FGA	PCT	FT	FTA	Pct.	Off.	Def.	Tot.	Ast.	PF	Do.	StL.	TO	Blk.	Pts.	Avg.	HI	
1995-96	1	3	0	2	.000	0	0	-	0	0	-	2	1	3	0	-	-	0	1	0	0	0.0	-





MARVIN ROBERTS - 6-8, 220 - UTAH STATE

JANUARY 29, 1950

REGULAR SEASON

G	Min.	FG	FGA	Pct.	3FG	3FGA	PCT	FT	FTA	Pct.	Off.	Def.	Tot.	Ast.	PF	Dq.	Stl.	TO	Blk.	Pts.	Avg.	Hi
1976-77	28	209	27	76	.355	-	-	4	6	.667	9	16	25	19	34	0	4	-	2	58	2.1	12

CLIFF ROBINSON - 6-9, 220 - U.S.C

MARCH 13, 1960

REGULAR SEASON

G	Min.	FG	FGA	Pct.	3FG	3FGA	PCT	FT	FTA	Pct.	Off.	Def.	Tot.	Ast.	PF	Dq.	Stl.	TO	Blk.	Pts.	Avg.	Hi	
1991-92	9	78	11	27	.407	0	1	.000	7	8	.875	7	12	19	9	4	0	5	7	0	29	3.2	10

PLAYOFFS

G	Min.	FG	FGA	Pct.	3FG	3FGA	PCT	FT	FTA	Pct.	Off.	Def.	Tot.	Ast.	PF	Dq.	Stl.	TO	Blk.	Pts.	Avg.	Hi
1991-92	3	24	3	10	.300	0	0	-	5	8	.625	2	4	6	1	-	3	2	1	11	3.7	-

FLYNN ROBINSON - 6-1, 190 - WYOMING

APRIL 28, 1941

REGULAR SEASON

G	Min.	FG	FGA	Pct.	3FG	3FGA	PCT	FT	FTA	Pct.	Off.	Def.	Tot.	Ast.	PF	Dq.	Stl.	TO	Blk.	Pts.	Avg.	Hi
1971-72	64	1007	262	535	.490	-	-	111	129	.860	-	-	115	138	139	2	-	-	-	635	9.9	-
1972-73	6	47	14	28	.500	-	-	6	8	.750	-	-	7	8	11	0	-	-	-	34	5.7	-
TOT	70	1054	276	563	.490	-	-	117	137	.854	-	-	122	146	150	2	-	-	-	669	9.6	-

PLAYOFFS

G	Min.	FG	FGA	Pct.	3FG	3FGA	PCT	FT	FTA	Pct.	Off.	Def.	Tot.	Ast.	PF	Dq.	Stl.	TO	Blk.	Pts.	Avg.	Hi
1971-72	7	72	19	41	.463	-	-	7	10	.700	-	-	13	5	-	-	-	-	-	45	6.4	-

RUMEAL ROBINSON - 6-2, 195 - MICHIGAN

NOVEMBER 13, 1966

REGULAR SEASON

G	Min.	FG	FGA	Pct.	3FG	3FGA	PCT	FT	FTA	Pct.	Off.	Def.	Tot.	Ast.	PF	Dq.	Stl.	TO	Blk.	Pts.	Avg.	Hi	
1996-97	15	126	17	48	.354	6	23	.261	5	8	.625	2	8	10	13	12	0	5	11	2	45	3.0	10

JOHN ROCHE - 6-3, 170 - SOUTH CAROLINA

SEPTEMBER 26, 1949

REGULAR SEASON

G	Min.	FG	FGA	Pct.	3FG	3FGA	PCT	FT	FTA	Pct.	Off.	Def.	Tot.	Ast.	PF	Dq.	Stl.	TO	Blk.	Pts.	Avg.	Hi
1975-76	15	52	3	14	.214	-	-	2	4	.500	0	3	3	6	7	0	0	0	0	8	0.5	4

DAVID ROIBSCH - 6-10, 235 - KANSAS

DECEMBER 22, 1949

REGULAR SEASON

G	Min.	FG	FGA	Pct.	3FG	3FGA	PCT	FT	FTA	Pct.	Off.	Def.	Tot.	Ast.	PF	Dq.	Stl.	TO	Blk.	Pts.	Avg.	Hi
1977-78	55	679	104	249	.418	-	-	50	65	.769	53	126	179	40	71	0	19	37	14	258	4.7	16
1978-79	80	1219	150	336	.446	-	-	86	115	.748	82	203	285	97	108	0	20	53	25	386	4.8	15
TOT	135	1898	254	585	.434	-	-	136	180	.756	135	329	464	137	179	0	39	90	39	644	4.8	-

PLAYOFFS

G	Min.	FG	FGA	Pct.	3FG	3FGA	PCT	FT	FTA	Pct.	Off.	Def.	Tot.	Ast.	PF	Dq.	Stl.	TO	Blk.	Pts.	Avg.	Hi
1977-78	3	47	13	24	.542	-	-	4	5	.800	-	-	12	1	-	-	-	-	-	30	10.0	-
1978-79	5	32	3	5	.600	-	-	2	2	1.000	-	-	10	2	-	-	-	-	-	8	1.6	-
TOT	8	79	16	29	.552	-	-	6	7	.857	-	-	22	3	-	-	-	-	-	38	4.8	-

DENNIS RODMAN - 6-7, 220 - SE OKLAHOMA STATE

MAY 31, 1961

REGULAR SEASON

G	Min.	FG	FGA	Pct.	3FG	3FGA	PCT	FT	FTA	Pct.	Off.	Def.	Tot.	Ast.	PF	Dq.	Stl.	TO	Blk.	Pts.	Avg.	Hi	
1998-99	23	657	16	46	.348	0	2	.000	17	39	.436	62	196	258	30	71	0	10	31	12	49	2.1	7

SEAN ROOKS - 6-10, 260 - ARIZONA

SEPTEMBER 9, 1969

REGULAR SEASON

G	Min.	FG	FGA	Pct.	3FG	3FGA	PCT	FT	FTA	Pct.	Off.	Def.	Tot.	Ast.	PF	Dq.	Stl.	TO	Blk.	Pts.	Avg.	Hi	
1996-97	69	735	87	185	.470	0	1	.000	91	130	.700	56	107	163	42	123	1	17	51	38	265	3.8	20
1997-98	41	425	46	101	.455	0	0	-	47	79	.595	46	72	118	24	68	0	2	19	23	139	3.4	15
1998-99	36	315	32	79	.405	0	2	.000	34	48	.708	33	39	72	9	61	0	2	21	9	98	2.7	11
TOT	146	1475	165	365	.452	0	3	.000	172	257	.669	135	218	353	75	252	1	21	91	70	502	3.4	-

PLAYOFFS

G	Min.	FG	FGA	Pct.	3FG	3FGA	PCT	FT	FTA	Pct.	Off.	Def.	Tot.	Ast.	PF	Dq.	Stl.	TO	Blk.	Pts.	Avg.	Hi
1996-97	8	54	4	9	.444	0	0	-	6	8	.750	5	7	12	1	-	0	3	3	14	1.8	-
1997-98	4	11	2	6	.333	0	0	-	0	0	-	1	0	1	0	-	0	0	3	4	1.0	-
1998-99	7	48	2	6	.333	0	0	-	5	6	.833	1	2	3	-	-	0	1	1	9	1.3	-
TOT	19	113	8	21	.381	0	0	-	11	14	.786	7	8	15	4	-	3	4	7	27	1.4	-

KAREEM RUSH - 6-6, 215 - MISSOURI

OCTOBER 30, 1980

REGULAR SEASON

G	Min.	FG	FGA	Pct.	3FG	3FGA	PCT	FT	FTA	Pct.	Off.	Def.	Tot.	Ast.	PF	Dq.	Stl.	TO	Blk.	Pts.	Avg.	Hi	
2002-03	76	872	96	244	.393	19	68	.279	16	23	.696	26	68	94	68	7	10	63	11	227	3.0	11	
2003-04	72	1244	190	432	.440	48	138	.348	31	52	.596	20	77	97	59	109	0	33	48	20	459	6.4	30
2004-05	14	91	4	20	.200	2	10	.200	2	2	1.000	3	7	10	3	7	-	2	3	1	12	0.9	4
TOT	162	2207	290	696	.417	69	216	.319	49	77	.636	49	152	201	130	187	0	45	114	32	698	4.3	-

PLAYOFFS

G	Min.	FG	FGA	Pct.	3FG	3FGA	PCT	FT	FTA	Pct.	Off.	Def.	Tot.	Ast.	PF	Dq.	Stl.	TO	Blk.	Pts.	Avg.	Hi
2002-03	9	64	11	29	.379	4	11	.364	4	4	1.000	2	1	3	2	-	1	3	0	30	3.3	-
2003-04	22	315	30	78	.385	20	50	.400	2	3	.667	0	16	16	17	-	10	14	3	82	3.7	-
TOT	31	379	41	107	.383	24	61	.393	6	7	.857	2	17	19	19	-	11	17	3	112	3.6	-





# ALL-TIME ROSTER WITH STATISTICS

## BRYON RUSSELL - 6-7, 225 - LONG BEACH STATE

DECEMBER 31, 1970

### REGULAR SEASON

G	Min.	FG	FGA	Pct.	3FG	3FGA	PCT	FT	FTA	Pct.	Off.	Def.	Tot.	Ast.	PF	Do.	StL.	TO	Blk.	Pts.	Avg.	HI	
2003-04	72	945	98	244	.402	43	112	.384	50	65	.769	32	114	146	71	110	0	32	37	12	289	4.0	17

### PLAYOFFS

G	Min.	FG	FGA	Pct.	3FG	3FGA	PCT	FT	FTA	Pct.	Off.	Def.	Tot.	Ast.	PF	Do.	StL.	TO	Blk.	Pts.	Avg.	HI	
2003-04	6	16	0	3	.000	0	2	.000	0	0	-	1	0	1	2	-	-	1	0	0	0	0.0	-

## CAZZIE RUSSEL - 6-5, 220 - MICHIGAN

JUNE 7, 1944

### REGULAR SEASON

G	Min.	FG	FGA	Pct.	3FG	3FGA	PCT	FT	FTA	Pct.	Off.	Def.	Tot.	Ast.	PF	Do.	StL.	TO	Blk.	Pts.	Avg.	HI	
1974-75	40	1055	264	580	.455	-	-	-	101	113	.894	34	81	115	109	56	0	27	-	2	629	15.7	30
1975-76	74	1625	371	802	.463	-	-	-	132	148	.892	50	133	183	122	122	0	53	-	3	874	11.8	33
1976-77	82	2583	578	1179	.490	-	-	-	188	219	.858	86	208	294	210	163	1	86	-	7	1344	16.4	35
TOT	196	2423	1213	2561	.474	-	-	-	421	480	.877	170	422	592	441	293	1	166	-	12	2847	14.5	-

### PLAYOFFS

G	Min.	FG	FGA	Pct.	3FG	3FGA	PCT	FT	FTA	Pct.	Off.	Def.	Tot.	Ast.	PF	Do.	StL.	TO	Blk.	Pts.	Avg.	HI
1976-77	11	382	65	157	.414	-	-	-	44	50	.880	-	-	48	25	-	-	-	-	174	15.8	-

## ROBERT SACRE - 7-0, 270 - GONZAGA

JUNE 6, 1989

### REGULAR SEASON

G	Min.	FG	FGA	Pct.	3FG	3FGA	PCT	FT	FTA	Pct.	Off.	Def.	Tot.	Ast.	PF	Do.	StL.	TO	Blk.	Pts.	Avg.	HI	
2012-13	32	203	18	48	.375	0	0	-	7	11	.636	9	25	34	6	38	1	0	10	10	43	1.3	10
2013-14	65	1089	143	300	.477	0	0	-	64	94	.681	82	172	254	51	134	2	24	44	47	350	5.4	15
2014-15	67	1133	126	306	.412	0	1	.000	55	82	.671	89	144	233	55	121	1	28	36	43	307	4.6	13
TOT	164	2423	287	654	.439	0	1	.000	126	187	.674	180	341	521	112	293	4	52	90	100	700	4.3	-

### PLAYOFFS

G	Min.	FG	FGA	Pct.	3FG	3FGA	PCT	FT	FTA	Pct.	Off.	Def.	Tot.	Ast.	PF	Do.	StL.	TO	Blk.	Pts.	Avg.	HI	
2012-13	2	4	0	1	.000	0	0	-	0	0	-	0	2	2	0	0	0	1	0	0	0	0.0	-

## JOHN SALLEY - 6-11, 250 - GEORGIA TECH

MAY 16, 1964

### REGULAR SEASON

G	Min.	FG	FGA	Pct.	3FG	3FGA	PCT	FT	FTA	Pct.	Off.	Def.	Tot.	Ast.	PF	Do.	StL.	TO	Blk.	Pts.	Avg.	HI	
1999-00	45	303	25	69	.362	0	0	-	21	28	.750	20	45	65	26	67	1	8	18	14	71	1.6	8

### PLAYOFFS

G	Min.	FG	FGA	Pct.	3FG	3FGA	PCT	FT	FTA	Pct.	Off.	Def.	Tot.	Ast.	PF	Do.	StL.	TO	Blk.	Pts.	Avg.	HI	
1999-00	18	78	5	13	.385	0	0	-	7	10	.700	9	13	22	4	-	-	1	4	6	17	0.9	-

## SOUMAILA SAMAKE - 7-0, 245 - MALI

MARCH 18, 1978

### REGULAR SEASON

G	Min.	FG	FGA	Pct.	3FG	3FGA	PCT	FT	FTA	Pct.	Off.	Def.	Tot.	Ast.	PF	Do.	StL.	TO	Blk.	Pts.	Avg.	HI	
2002-03	13	77	10	24	.417	0	0	-	2	2	1.000	10	13	23	4	13	0	0	2	5	22	1.7	10

## JAMAL SAMPSON - 6-11, 235 - CALIFORNIA

MAY 15, 1983

### REGULAR SEASON

G	Min.	FG	FGA	Pct.	3FG	3FGA	PCT	FT	FTA	Pct.	Off.	Def.	Tot.	Ast.	PF	Do.	StL.	TO	Blk.	Pts.	Avg.	HI	
2003-04	10	130	11	23	.478	0	0	-	7	12	.583	23	29	52	7	16	0	2	6	4	29	2.9	9

## FRANK "PEP" SAUL - 6-2, 185 - SETON HALL

FEBRUARY 16, 1924

### REGULAR SEASON

G	Min.	FG	FGA	Pct.	3FG	3FGA	PCT	FT	FTA	Pct.	Off.	Def.	Tot.	Ast.	PF	Do.	StL.	TO	Blk.	Pts.	Avg.	HI	
1951-52	25	759	72	185	.389	-	-	-	71	93	.763	-	-	-	68	66	-	-	-	-	215	8.6	-
1952-53	70	1796	187	471	.397	-	-	-	142	200	.710	-	-	141	110	174	3	-	-	-	516	7.4	-
1953-54	71	1805	162	467	.347	-	-	-	128	170	.753	-	-	159	139	149	3	-	-	-	452	6.4	-
TOT	166	4360	421	1123	.375	-	-	-	341	463	.737	-	-	300	317	389	6	-	-	-	1183	7.1	-

### PLAYOFFS

G	Min.	FG	FGA	Pct.	3FG	3FGA	PCT	FT	FTA	Pct.	Off.	Def.	Tot.	Ast.	PF	Do.	StL.	TO	Blk.	Pts.	Avg.	HI	
1951-52	13	530	56	121	.463	-	-	-	35	48	.729	-	-	36	45	-	-	-	-	-	147	11.3	-
1952-53	12	297	31	74	.419	-	-	-	24	33	.727	-	-	28	18	-	-	-	-	-	86	7.2	-
1953-54	13	227	18	51	.353	-	-	-	25	34	.735	-	-	27	14	-	-	-	-	-	61	4.7	-
TOT	38	1054	105	246	.427	-	-	-	84	115	.730	-	-	91	77	-	-	-	-	-	294	7.7	-

## HERM SCHAEFER - 6-0, 175 - INDIANA

DECEMBER 20, 1919

### REGULAR SEASON

G	Min.	FG	FGA	Pct.	3FG	3FGA	PCT	FT	FTA	Pct.	Off.	Def.	Tot.	Ast.	PF	Do.	StL.	TO	Blk.	Pts.	Avg.	HI	
1948-49	58	-	214	572	.374	-	-	-	174	213	.817	-	-	-	185	121	-	-	-	-	602	10.4	-
1949-50	65	-	122	314	.389	-	-	-	86	101	.851	-	-	-	203	104	-	-	-	-	330	5.1	-
TOT	123	-	336	886	.379	-	-	-	260	314	.828	-	-	-	388	225	-	-	-	-	932	7.6	-

### PLAYOFFS

G	Min.	FG	FGA	Pct.	3FG	3FGA	PCT	FT	FTA	Pct.	Off.	Def.	Tot.	Ast.	PF	Do.	StL.	TO	Blk.	Pts.	Avg.	HI	
1948-49	10	-	48	104	.462	-	-	-	28	32	.875	-	-	-	31	-	-	-	-	-	124	12.4	-
1949-50	12	-	16	42	.381	-	-	-	19	22	.864	-	-	-	16	-	-	-	-	-	51	4.3	-
TOT	22	-	64	146	.438	-	-	-	47	54	.870	-	-	-	47	-	-	-	-	-	175	8.0	-







## DAN SCHAYES - 6-11, 260 - SYRACUSE

MAY 10, 1959

### REGULAR SEASON

	G	Min.	FG	FGA	Pct.	3FG	3FGA	PCT	FT	FTA	Pct.	Off.	Def.	Tot.	Ast.	PF	Dq.	Stl.	TO	Blk.	Pts.	Avg.	HI
1993-94	13	133	14	38	.368	0	0	-	8	10	.800	15	19	34	8	18	0	5	9	2	36	2.8	11

## DICK SCHNITTKER - 6-5, 205 - OHIO STATE

MAY 27, 1928

### REGULAR SEASON

	G	Min.	FG	FGA	Pct.	3FG	3FGA	PCT	FT	FTA	Pct.	Off.	Def.	Tot.	Ast.	PF	Dq.	Stl.	TO	Blk.	Pts.	Avg.	HI
1953-54	71	1040	122	307	.397	-	-	-	86	132	.652	-	-	178	59	178	3	-	-	-	330	4.6	-
1954-55	72	1798	226	583	.388	-	-	-	298	362	.823	-	-	349	114	231	7	-	-	-	750	10.4	-
1955-56	72	1930	254	647	.393	-	-	-	304	355	.856	-	-	296	142	253	4	-	-	-	812	11.3	-
1956-57	70	997	113	351	.322	-	-	-	160	193	.829	-	-	185	52	144	3	-	-	-	386	5.5	-
1957-58	50	979	128	357	.359	-	-	-	201	237	.848	-	-	211	71	126	5	-	-	-	457	9.1	-
TOT	335	6744	843	2245	.376	-	-	-	1049	1279	.820	-	-	1219	438	932	22	-	-	-	2735	8.2	-

### PLAYOFFS

	G	Min.	FG	FGA	Pct.	3FG	3FGA	PCT	FT	FTA	Pct.	Off.	Def.	Tot.	Ast.	PF	Dq.	Stl.	TO	Blk.	Pts.	Avg.	HI
1952-53	7	29	1	8	.125	-	-	-	7	11	.636	-	-	4	0	-	-	-	-	-	9	1.3	-
1953-54	13	163	11	32	.344	-	-	-	12	20	.600	-	-	21	5	-	-	-	-	-	34	2.6	-
1954-55	7	140	14	51	.275	-	-	-	25	36	.694	-	-	31	7	-	-	-	-	-	53	7.6	-
1955-56	3	87	13	23	.565	-	-	-	17	20	.850	-	-	15	5	-	-	-	-	-	43	14.3	-
1956-57	5	83	6	21	.286	-	-	-	15	17	.882	-	-	12	8	-	-	-	-	-	27	5.4	-
TOT	35	502	45	135	.333	-	-	-	76	104	.731	-	-	83	25	-	-	-	-	-	166	4.7	-

## HOWIE SCHULTZ - 6-6, 220 - HAMLINE

JULY 3, 1922

### REGULAR SEASON

	G	Min.	FG	FGA	Pct.	3FG	3FGA	PCT	FT	FTA	Pct.	Off.	Def.	Tot.	Ast.	PF	Dq.	Stl.	TO	Blk.	Pts.	Avg.	HI
1951-52	66	1301	89	315	.283	-	-	-	90	119	.756	-	-	246	102	197	13	-	-	-	268	4.1	-
1952-53	40	474	24	90	.267	-	-	-	43	62	.694	-	-	80	29	73	1	-	-	-	91	2.3	-
TOT	106	1775	113	405	.279	-	-	-	133	181	.735	-	-	326	131	270	14	-	-	-	359	3.4	-

### PLAYOFFS

	G	Min.	FG	FGA	Pct.	3FG	3FGA	PCT	FT	FTA	Pct.	Off.	Def.	Tot.	Ast.	PF	Dq.	Stl.	TO	Blk.	Pts.	Avg.	HI
1951-52	12	99	6	18	.333	-	-	-	6	10	.600	-	-	19	5	-	-	-	-	-	18	1.5	-

## BYRON SCOTT - 6-4, 200 - ARIZONA STATE

MARCH 28, 1961

### REGULAR SEASON

	G	Min.	FG	FGA	Pct.	3FG	3FGA	PCT	FT	FTA	Pct.	Off.	Def.	Tot.	Ast.	PF	Dq.	Stl.	TO	Blk.	Pts.	Avg.	HI
1983-84	74	1637	334	690	.484	8	34	.235	112	139	.806	50	114	164	177	174	0	81	116	19	788	10.6	32
1984-85	81	2305	541	1003	.539	26	60	.433	187	228	.820	57	153	210	244	197	1	100	138	17	1295	16.0	30
1985-86	76	2190	507	989	.513	22	61	.361	138	176	.784	55	134	189	164	167	0	85	110	15	1174	15.4	31
1986-87	82	2729	654	1134	.589	65	149	.436	224	251	.892	63	223	286	281	163	0	125	144	18	1397	17.0	33
1987-88	81	3048	710	1348	.527	62	179	.346	272	317	.858	76	257	333	335	204	2	155	161	27	1754	21.7	38
1988-89	74	2605	588	1198	.491	77	193	.399	195	226	.863	72	230	302	321	181	1	114	157	27	1448	19.6	35
1989-90	77	2593	472	1005	.470	93	220	.423	160	209	.766	51	191	242	274	180	2	77	122	31	1197	15.5	33
1990-91	82	2630	501	1051	.477	71	219	.324	118	148	.797	54	192	246	177	146	0	95	85	21	1191	14.5	32
1991-92	82	2679	460	1005	.458	44	157	.344	244	291	.838	74	236	310	226	140	0	105	119	28	1218	14.9	31
1992-93	58	1677	296	659	.449	44	135	.326	156	184	.848	27	107	134	157	98	0	55	70	13	792	13.7	29
1996-97	79	1440	163	379	.430	73	188	.388	127	151	.841	21	97	118	99	72	0	46	53	16	526	6.7	19
TOT	846	25533	5126	10461	.490	595	1595	.373	1933	2320	.833	600	1934	2534	2365	1722	6	1038	1275	232	12780	15.1	-

### PLAYOFFS

	G	Min.	FG	FGA	Pct.	3FG	3FGA	PCT	FT	FTA	Pct.	Off.	Def.	Tot.	Ast.	PF	Dq.	Stl.	TO	Blk.	Pts.	Avg.	HI
1983-84	20	404	74	161	.460	2	10	.200	21	35	.600	11	26	37	34	-	-	18	26	2	171	8.6	-
1984-85	19	585	138	267	.517	10	21	.476	35	44	.795	16	36	52	50	-	-	41	24	4	321	16.9	-
1985-86	14	470	90	181	.497	6	17	.353	38	42	.905	15	40	55	42	-	-	19	30	2	224	16.0	-
1986-87	18	608	103	210	.490	7	34	.206	53	67	.791	20	42	62	57	-	-	19	25	4	266	14.8	-
1987-88	24	897	178	357	.499	24	55	.436	90	104	.865	26	74	100	60	-	-	34	47	5	470	19.6	-
1988-89	11	402	79	160	.494	15	39	.385	46	55	.836	10	35	45	25	-	-	18	20	2	219	19.9	-
1989-90	9	325	49	106	.462	13	34	.382	10	13	.769	7	30	37	23	-	-	20	13	3	121	13.4	-
1990-91	18	678	95	186	.511	20	38	.526	27	34	.794	13	44	57	29	-	-	23	17	4	237	13.2	-
1991-92	4	148	22	44	.500	7	12	.583	24	27	.889	3	7	10	14	-	-	6	5	1	75	18.8	-
1992-93	5	177	21	42	.500	8	15	.533	18	23	.783	0	11	11	9	-	-	5	4	0	68	13.6	-
1996-97	8	134	15	33	.455	4	11	.364	17	19	.895	0	12	12	11	-	-	1	8	0	51	6.4	-
TOT	150	4828	864	1747	.495	116	286	.406	379	463	.819	121	357	478	354	-	-	204	219	27	2223	14.8	-

## CHARLES SCOTT - 6-5, 175 - NORTH CAROLINA

DECEMBER 15, 1948

### REGULAR SEASON

	G	Min.	FG	FGA	Pct.	3FG	3FGA	PCT	FT	FTA	Pct.	Off.	Def.	Tot.	Ast.	PF	Dq.	Stl.	TO	Blk.	Pts.	Avg.	HI
1977-78	48	1393	225	509	.442	-	-	-	110	142	.775	58	110	148	235	155	4	59	133	11	560	11.7	24

### PLAYOFFS

	G	Min.	FG	FGA	Pct.	3FG	3FGA	PCT	FT	FTA	Pct.	Off.	Def.	Tot.	Ast.	PF	Dq.	Stl.	TO	Blk.	Pts.	Avg.	HI
1977-78	3	103	12	40	.300	-	-	-	6	8	.750	-	-	13	14	-	-	4	-	-	30	10.0	-

## SHEA SEALS - 6-5, 210 - TULSA

AUGUST 26, 1975

### REGULAR SEASON

	G	Min.	FG	FGA	Pct.	3FG	3FGA	PCT	FT	FTA	Pct.	Off.	Def.	Tot.	Ast.	PF	Dq.	Stl.	TO	Blk.	Pts.	Avg.	HI
1997-98	4	9	1	8	.125	0	0	.000	2	4	.500</												



## ALL-TIME ROSTER WITH STATISTICS

### FRANK SELVY - 6-2, 180 - FURMAN

NOVEMBER 9, 1932

#### REGULAR SEASON

G	Mn.	FG	FGA	Pct.	3FG	3FGA	PCT	FT	FTA	Pct.	Off.	Def.	Tot.	Ast.	PF	Do.	StL.	TO	Blk.	Pts.	Avg.	Hi
1957-58	12	231	28	84	.333	-	-	20	29	.690	-	-	35	19	21	0	-	-	-	76	6.3	-
1959-60	43	1091	169	427	.396	-	-	122	160	.763	-	-	127	81	76	-	-	-	-	460	10.7	-
1960-61	77	2153	311	767	.405	-	-	210	279	.753	-	-	299	246	219	3	-	-	-	832	10.8	-
1961-62	79	2806	433	1032	.420	-	-	298	404	.738	-	-	412	381	232	0	-	-	-	1164	14.7	-
1962-63	80	2369	317	747	.424	-	-	192	269	.714	-	-	289	281	149	0	-	-	-	826	10.3	-
1963-64	73	1286	160	423	.378	-	-	78	122	.639	-	-	139	149	115	1	-	-	-	398	5.5	-
TOT	364	9936	1418	3480	.407	-	-	920	1263	.728	-	-	1301	1157	812	4	-	-	-	3756	10.3	-

#### PLAYOFFS

G	Mn.	FG	FGA	Pct.	3FG	3FGA	PCT	FT	FTA	Pct.	Off.	Def.	Tot.	Ast.	PF	Do.	StL.	TO	Blk.	Pts.	Avg.	Hi
1959-60	9	330	55	153	.359	-	-	31	44	.705	-	-	55	29	-	-	-	-	-	141	15.7	-
1960-61	12	371	43	111	.387	-	-	37	48	.771	-	-	44	50	-	-	-	-	-	123	10.3	-
1961-62	13	478	66	152	.434	-	-	33	39	.846	-	-	73	65	-	-	-	-	-	165	12.7	-
1962-63	13	317	32	81	.395	-	-	39	48	.813	-	-	45	36	-	-	-	-	-	103	7.9	-
1963-64	3	69	13	27	.481	-	-	2	2	1.000	-	-	5	6	-	-	-	-	-	28	9.3	-
TOT	50	1565	209	524	.399	-	-	142	181	.785	-	-	222	186	-	-	-	-	-	560	11.2	-

### RAMON SESSIONS - 6-3, 190 - NEVADA-RENO

APRIL 11, 1986

#### REGULAR SEASON

G	Mn.	FG	FGA	Pct.	3FG	3FGA	PCT	FT	FTA	Pct.	Off.	Def.	Tot.	Ast.	PF	Do.	StL.	TO	Blk.	Pts.	Avg.	Hi	
2011-12	23	701	101	211	.479	17	35	486	72	101	.713	14	73	87	142	37	0	17	59	2	291	12.7	23

#### PLAYOFFS

G	Mn.	FG	FGA	Pct.	3FG	3FGA	PCT	FT	FTA	Pct.	Off.	Def.	Tot.	Ast.	PF	Do.	StL.	TO	Blk.	Pts.	Avg.	Hi	
2011-12	12	380	43	114	.377	4	25	160	26	35	.743	3	33	36	43	27	0	4	22	1	116	9.7	-

### CHARLIE SHARE - 6-11, 245 - BOWLING GREEN STATE

MARCH 14, 1927

#### REGULAR SEASON

G	Mn.	FG	FGA	Pct.	3FG	3FGA	PCT	FT	FTA	Pct.	Off.	Def.	Tot.	Ast.	PF	Do.	StL.	TO	Blk.	Pts.	Avg.	Hi
1959-60*	41	651	59	151	.391	-	-	53	80	.663	-	-	221	62	142	9	-	-	-	171	4.2	-

#### PLAYOFFS

G	Mn.	FG	FGA	Pct.	3FG	3FGA	PCT	FT	FTA	Pct.	Off.	Def.	Tot.	Ast.	PF	Do.	StL.	TO	Blk.	Pts.	Avg.	Hi
1959-60	9	123	6	14	.429	-	-	10	11	.909	-	-	34	5	-	-	-	-	-	22	2.4	-

### BRIAN SHAW - 6-6, 200 - UC SANTA BARBARA

MARCH 22, 1966

#### REGULAR SEASON

G	Mn.	FG	FGA	Pct.	3FG	3FGA	PCT	FT	FTA	Pct.	Off.	Def.	Tot.	Ast.	PF	Do.	StL.	TO	Blk.	Pts.	Avg.	Hi	
1999-00	74	1249	123	322	.382	18	58	310	41	54	.759	45	171	216	201	105	0	35	75	14	305	4.1	14
2000-01	80	1833	164	411	.399	42	135	311	51	64	.797	48	256	304	258	159	1	49	97	27	421	5.3	22
2001-02	58	631	61	173	.353	29	88	330	18	26	.692	19	93	112	89	43	0	25	32	3	169	2.9	16
2002-03	72	900	101	261	.387	38	109	349	10	15	.667	20	99	119	103	62	0	32	54	13	250	3.5	20
TOT	284	4613	449	1167	.385	127	390	326	120	159	.755	132	619	751	651	369	1	141	258	57	1145	4.0	-

#### PLAYOFFS

G	Mn.	FG	FGA	Pct.	3FG	3FGA	PCT	FT	FTA	Pct.	Off.	Def.	Tot.	Ast.	PF	Do.	StL.	TO	Blk.	Pts.	Avg.	Hi	
1999-00	22	408	45	107	.421	16	48	333	13	16	.813	7	44	51	67	-	-	11	17	4	119	5.4	-
2000-01	16	290	27	72	.375	10	29	345	6	9	.667	10	45	55	43	-	-	10	16	1	70	4.4	-
2001-02	19	238	21	63	.333	9	32	281	4	4	1.000	9	26	35	30	-	-	5	8	6	55	2.9	-
2002-03	12	215	15	49	.306	6	26	231	2	3	.667	1	37	38	24	-	-	4	9	5	38	3.2	-
TOT	69	1151	108	291	.371	41	135	304	25	32	.781	27	152	179	164	-	-	30	50	16	282	4.1	-

### BOB SIMS - 6-5, 220 - PEPPERDINE

OCTOBER 9, 1938

#### REGULAR SEASON

G	Mn.	FG	FGA	Pct.	3FG	3FGA	PCT	FT	FTA	Pct.	Off.	Def.	Tot.	Ast.	PF	Do.	StL.	TO	Blk.	Pts.	Avg.	Hi
1961-62	19	171	22	59	.373	-	-	19	39	.487	-	-	27	12	40	-	-	-	-	63	3.3	-

### MYER "WHITEY" SKOOG - 5-11, 180 - MINNESOTA

NOVEMBER 2, 1926

#### REGULAR SEASON

G	Mn.	FG	FGA	Pct.	3FG	3FGA	PCT	FT	FTA	Pct.	Off.	Def.	Tot.	Ast.	PF	Do.	StL.	TO	Blk.	Pts.	Avg.	Hi
1951-52	35	988	102	296	.345	-	-	30	38	.789	-	-	122	60	94	4	-	-	-	234	6.7	-
1952-53	68	996	102	264	.386	-	-	46	61	.754	-	-	121	82	137	2	-	-	-	250	3.7	-
1953-54	71	1877	212	530	.400	-	-	72	97	.742	-	-	224	179	234	5	-	-	-	496	7.0	-
1954-55	72	2365	330	836	.395	-	-	125	155	.806	-	-	303	251	265	10	-	-	-	785	10.9	-
1955-56	72	2311	340	854	.398	-	-	155	193	.803	-	-	291	255	232	5	-	-	-	835	11.6	-
1956-57	23	656	78	220	.355	-	-	44	47	.936	-	-	72	76	65	1	-	-	-	200	8.7	-
TOT	341	9193	1164	3000	.388	-	-	472	591	.799	-	-	1133	903	1027	27	-	-	-	2800	8.2	-

#### PLAYOFFS

G	Mn.	FG	FGA	Pct.	3FG	3FGA	PCT	FT	FTA	Pct.	Off.	Def.	Tot.	Ast.	PF	Do.	StL.	TO	Blk.	Pts.	Avg.	Hi
1952-53	11	198	24	56	.429	-	-	16	20	.800	-	-	23	13	-	-	-	-	-	64	5.8	-
1953-54	13	402	42	107	.393	-	-	12	21	.571	-	-	47	23	-	-	-	-	-	96	7.4	-
1954-55	7	241	36	92	.391	-	-	19	21	.905	-	-	37	16	-	-	-	-	-	91	13.0	-
1955-56	3	90	13	31	.419	-	-	3	11	.273	-	-	18	18	-	-	-	-	-	29	9.7	-
TOT	34	931	115	286	.402	-	-	50	73	.685	-	-	125	70	-	-	-	-	-	280	8.2	-



# ALL-TIME ROSTER WITH STATISTICS



## DONALD SMITH - 6-2, 190 - MINNESOTA

JULY 27, 1920

### REGULAR SEASON

G	Min.	FG	FGA	Pct.	3FG	3FGA	PCT	FT	FTA	Pct.	Off.	Def.	Tot.	Ast.	PF	Dq.	Stl.	TO	Blk.	Pts.	Avg.	Hi
1948-49	8	-	2	13	.154	-	-	2	3	.667	-	-	-	2	6	-	-	-	-	6	0.8	-

## ELMORE SMITH - 7-1, 250 - KENTUCKY STATE

MAY 9, 1949

### REGULAR SEASON

G	Min.	FG	FGA	Pct.	3FG	3FGA	PCT	FT	FTA	Pct.	Off.	Def.	Tot.	Ast.	PF	Dq.	Stl.	TO	Blk.	Pts.	Avg.	Hi
1973-74	81	2922	434	949	.457	-	-	147	249	.590	204	702	906	150	309	8	71	-	393	1015	12.5	37
1974-75	74	2341	346	702	.493	-	-	112	231	.485	210	600	810	145	255	6	84	-	216	804	10.9	30
TOT	155	5263	780	1651	.472	-	-	259	480	.540	414	1302	1716	295	564	14	155	-	609	1819	11.7	-

### PLAYOFFS

G	Min.	FG	FGA	Pct.	3FG	3FGA	PCT	FT	FTA	Pct.	Off.	Def.	Tot.	Ast.	PF	Dq.	Stl.	TO	Blk.	Pts.	Avg.	Hi
1973-74	5	171	42	88	.477	-	-	12	17	.706	-	-	53	6	-	-	-	-	-	96	19.2	-

## JOE SMITH - 6-10, 225 - MARYLAND

JULY 26, 1975

### REGULAR SEASON

G	Min.	FG	FGA	Pct.	3FG	3FGA	PCT	FT	FTA	Pct.	Off.	Def.	Tot.	Ast.	PF	Dq.	Stl.	TO	Blk.	Pts.	Avg.	Hi
2010-11	12	44	2	12	.167	0	0	2	2	1.000	2	16	18	3	10	0	0	3	4	6	0.5	2

### PLAYOFFS

G	Min.	FG	FGA	Pct.	3FG	3FGA	PCT	FT	FTA	Pct.	Off.	Def.	Tot.	Ast.	PF	Dq.	Stl.	TO	Blk.	Pts.	Avg.	Hi
2010-11	5	11	0	2	.000	0	0	0	0	-	1	0	1	0	-	0	0	0	0	0	0.0	-

## ROBERT SMITH - 6-4, 190 - WEST VIRGINIA

AUGUST 20, 1937

### REGULAR SEASON

G	Min.	FG	FGA	Pct.	3FG	3FGA	PCT	FT	FTA	Pct.	Off.	Def.	Tot.	Ast.	PF	Dq.	Stl.	TO	Blk.	Pts.	Avg.	Hi
1959-60	10	130	13	54	.241	-	-	11	16	.688	-	-	33	14	10	0	-	-	-	37	3.7	-
1961-62	3	7	0	1	.000	-	-	0	0	-	-	-	0	1	0	-	-	-	-	0	0.0	-
TOT	13	137	13	55	.236	-	-	11	16	.688	-	-	33	14	11	0	-	-	-	37	2.8	-

## TONY SMITH - 6-4, 205 - MARQUETTE

JUNE 14, 1968

### REGULAR SEASON

G	Min.	FG	FGA	Pct.	3FG	3FGA	PCT	FT	FTA	Pct.	Off.	Def.	Tot.	Ast.	PF	Dq.	Stl.	TO	Blk.	Pts.	Avg.	Hi	
1990-91	64	695	97	220	.441	0	7	.000	40	57	.702	24	47	71	135	80	0	28	69	12	234	3.7	12
1991-92	63	820	113	283	.399	0	11	.000	49	75	.653	31	45	76	109	91	0	39	50	8	275	4.4	18
1992-93	55	752	133	275	.484	2	11	.182	62	82	.756	46	41	87	63	72	1	50	40	7	330	6.0	20
1993-94	73	1617	272	617	.441	16	50	.320	85	119	.714	106	89	195	148	128	1	59	76	14	645	8.8	25
1994-95	61	1024	132	309	.427	32	91	.352	44	63	.698	43	64	107	102	111	0	46	50	7	340	5.6	19
TOT	316	4908	747	1704	.438	50	170	.294	280	396	.707	250	286	536	557	482	2	222	285	48	1824	5.8	-

### PLAYOFFS

G	Min.	FG	FGA	Pct.	3FG	3FGA	PCT	FT	FTA	Pct.	Off.	Def.	Tot.	Ast.	PF	Dq.	Stl.	TO	Blk.	Pts.	Avg.	Hi
1990-91	7	40	6	13	.462	0	0	2	3	.667	3	0	3	2	-	-	1	6	0	14	2.0	-
1991-92	4	40	3	10	.300	0	2	.000	1	2	.500	1	1	2	5	-	4	3	0	7	1.8	-
1992-93	5	73	13	25	.520	2	4	.500	6	9	.667	5	3	8	2	-	1	3	1	34	6.8	-
1994-95	6	27	3	13	.231	3	10	.300	0	2	.000	1	2	3	3	-	0	4	0	9	1.5	-
TOT	22	180	25	61	.410	5	16	.313	9	16	.563	10	6	16	12	-	6	16	1	64	2.9	-

## MIKE SMREK - 7-0, 250 - CANISIUS

AUGUST 31, 1962

### REGULAR SEASON

G	Min.	FG	FGA	Pct.	3FG	3FGA	PCT	FT	FTA	Pct.	Off.	Def.	Tot.	Ast.	PF	Dq.	Stl.	TO	Blk.	Pts.	Avg.	Hi
1986-87	35	233	30	60	.500	0	0	16	25	.640	13	24	37	5	70	1	4	19	13	76	2.2	8
1987-88	48	421	44	103	.427	0	0	44	66	.667	27	58	85	8	105	3	7	30	42	132	2.8	12
TOT	83	654	74	163	.454	0	0	60	91	.659	40	82	122	13	175	4	11	49	55	208	2.5	-

### PLAYOFFS

G	Min.	FG	FGA	Pct.	3FG	3FGA	PCT	FT	FTA	Pct.	Off.	Def.	Tot.	Ast.	PF	Dq.	Stl.	TO	Blk.	Pts.	Avg.	Hi
1986-87	10	33	2	10	.200	0	0	4	6	.667	3	4	7	0	-	-	0	1	6	8	0.8	-
1987-88	8	34	1	5	.200	0	0	1	3	.333	1	5	6	0	-	-	1	2	3	3	0.4	-
TOT	18	67	3	15	.200	0	0	5	9	.555	4	9	13	0	-	-	1	3	9	11	0.6	-

## RON SOBIE - 6-3, 195 - DEPAUL

SEPTEMBER 21, 1934

### REGULAR SEASON

G	Min.	FG	FGA	Pct.	3FG	3FGA	PCT	FT	FTA	Pct.	Off.	Def.	Tot.	Ast.	PF	Dq.	Stl.	TO	Blk.	Pts.	Avg.	Hi
1959-60	1	13	1	4	.250	-	-	0	1	.000	-	-	2	2	4	0	-	-	-	2	2.0	-





# ALL-TIME ROSTER WITH STATISTICS

### **RORY SPARROW - 6-2, 175 - VILLANOVA**

**JUNE 12, 1958**

**REGULAR SEASON**

G	Mn.	FG	FGA	Pct.	3FG	3FGA	PCT	FT	FTA	Pct.	Off.	Def.	Tot.	Ast.	PF	Do.	StL.	TO	Blk.	Pts.	Avg.	HI	
1991-92	42	471	57	143	.399	2	13	.154	8	13	.615	3	24	27	79	55	0	12	31	5	124	3.0	12

**PLAYOFFS**

G	Mn.	FG	FGA	Pct.	3FG	3FGA	PCT	FT	FTA	Pct.	Off.	Def.	Tot.	Ast.	PF	Do.	StL.	TO	Blk.	Pts.	Avg.	HI	
1991-92	3	16	1	4	.250	0	3	4	.750	1	0	1	4	4	1	0	0	0	0	5	1.7	-	-

### **ART SPOELSTRA - 6-9, 220 - WESTERN KENTUCKY**

**SEPTEMBER 11, 1932**

**REGULAR SEASON**

G	Mn.	FG	FGA	Pct.	3FG	3FGA	PCT	FT	FTA	Pct.	Off.	Def.	Tot.	Ast.	PF	Do.	StL.	TO	Blk.	Pts.	Avg.	HI	
1957-58	50	1098	141	353	.399	-	-	-	100	150	.667	-	-	281	51	183	-	-	-	-	382	7.6	-

### **LARRY SPRIGGS - 6-7, 230 - HOWARD**

**SEPTEMBER 8, 1959**

**REGULAR SEASON**

G	Mn.	FG	FGA	Pct.	3FG	3FGA	PCT	FT	FTA	Pct.	Off.	Def.	Tot.	Ast.	PF	Do.	StL.	TO	Blk.	Pts.	Avg.	HI	
1983-84	38	363	44	82	.537	0	2	.000	36	50	.720	16	45	61	30	55	0	12	34	4	124	3.3	18
1984-85	75	1292	194	354	.548	0	3	.000	112	146	.767	77	150	227	132	195	2	47	115	13	500	6.7	20
1985-86	43	471	88	192	.458	0	1	.000	38	49	.776	28	53	81	49	78	0	18	54	9	214	5.0	18
TOT	156	2126	326	628	.519	0	6	.000	186	245	.759	121	248	369	211	328	2	77	203	26	838	5.4	-

**PLAYOFFS**

G	Mn.	FG	FGA	Pct.	3FG	3FGA	PCT	FT	FTA	Pct.	Off.	Def.	Tot.	Ast.	PF	Do.	StL.	TO	Blk.	Pts.	Avg.	HI	
1983-84	9	45	7	19	.368	0	0	-	11	11	1.000	4	5	9	3	-	0	7	1	25	2.8	-	-
1984-85	16	230	40	77	.519	0	2	.000	18	29	.621	16	35	51	33	-	4	26	5	98	6.1	-	-
1985-86	3	13	5	6	.833	0	0	-	10	10	1.000	1	6	7	2	-	1	0	0	20	6.7	-	-
TOT	28	288	52	102	.510	0	2	.000	39	50	.780	21	46	67	38	-	5	33	6	143	5.1	-	-

### **DEREK STRONG - 6-8, 225 - XAVIER**

**FEBRUARY 9, 1968**

**REGULAR SEASON**

G	Mn.	FG	FGA	Pct.	3FG	3FGA	PCT	FT	FTA	Pct.	Off.	Def.	Tot.	Ast.	PF	Do.	StL.	TO	Blk.	Pts.	Avg.	HI	
1995-96	63	746	72	169	.426	1	9	.111	69	85	.812	60	118	178	32	80	1	18	20	12	214	3.4	16

### **GENE STUMP - 6-2, 185 - DEPAUL**

**NOVEMBER 13, 1923**

**REGULAR SEASON**

G	Mn.	FG	FGA	Pct.	3FG	3FGA	PCT	FT	FTA	Pct.	Off.	Def.	Tot.	Ast.	PF	Do.	StL.	TO	Blk.	Pts.	Avg.	HI	
1949-50	23	-	27	95	.284	-	-	-	7	14	.500	-	-	-	23	32	-	-	-	-	61	2.7	-

### **SUN YUE - 6-9, 205 - CHINA**

**NOVEMBER 6, 1985**

**REGULAR SEASON**

G	Mn.	FG	FGA	Pct.	3FG	3FGA	PCT	FT	FTA	Pct.	Off.	Def.	Tot.	Ast.	PF	Do.	StL.	TO	Blk.	Pts.	Avg.	HI
2008-09	10	28	3	11	.273	0	6	.000	0	0	0	0	0	2	10	0	1	3	1	6	0.6	4

### **DON SUNDERLAGE - 6-1, 180 - ILLINOIS**

**DECEMBER 20, 1929**

**REGULAR SEASON**

G	Mn.	FG	FGA	Pct.	3FG	3FGA	PCT	FT	FTA	Pct.	Off.	Def.	Tot.	Ast.	PF	Do.	StL.	TO	Blk.	Pts.	Avg.	HI	
1954-55	45	404	33	133	.248	-	-	-	48	73	.658	-	-	56	37	57	0	-	-	-	114	2.5	-

### **EARL TATUM - 6-4, 185 - MARQUETTE**

**JULY 26, 1953**

**REGULAR SEASON**

G	Mn.	FG	FGA	Pct.	3FG	3FGA	PCT	FT	FTA	Pct.	Off.	Def.	Tot.	Ast.	PF	Do.	StL.	TO	Blk.	Pts.	Avg.	HI	
1976-77	68	1249	283	607	.466	-	-	-	72	100	.720	83	153	236	118	168	1	85	-	22	638	9.4	23
1977-78	25	663	153	314	.487	-	-	-	45	59	.763	23	67	90	70	85	1	37	53	10	351	14.0	25
TOT	93	1912	436	921	.473	-	-	-	117	159	.736	106	220	326	188	253	2	122	53	32	989	10.6	-

**PLAYOFFS**

G	Mn.	FG	FGA	Pct.	3FG	3FGA	PCT	FT	FTA	Pct.	Off.	Def.	Tot.	Ast.	PF	Do.	StL.	TO	Blk.	Pts.	Avg.	HI	
1976-77	11	356	67	134	.500	-	-	-	16	24	.667	-	-	54	27	-	-	-	-	-	150	13.6	-

### **TERRY TEAGLE - 6-5, 195 - BAYLOR**

**APRIL 10, 1960**

**REGULAR SEASON**

G	Mn.	FG	FGA	Pct.	3FG	3FGA	PCT	FT	FTA	Pct.	Off.	Def.	Tot.	Ast.	PF	Do.	StL.	TO	Blk.	Pts.	Avg.	HI	
1990-91	82	1498	335	757	.443	0	9	.000	145	177	.819	82	99	181	82	165	1	31	83	8	815	9.9	35
1991-92	82	1602	364	805	.452	1	4	.250	151	197	.766	91	92	183	113	148	0	66	114	9	880	10.7	28
TOT	164	3100	699	1562	.448	1	13	.077	296	374	.791	173	191	364	195	313	1	97	197	17	1695	10.3	-

**PLAYOFFS**

G	Mn.	FG	FGA	Pct.	3FG	3FGA	PCT	FT	FTA	Pct.	Off.	Def.	Tot.	Ast.	PF	Do.	StL.	TO	Blk.	Pts.	Avg.	HI
1990-91	18	274	47	125	.376	0	0	-	25	32	.781	8	20	28	11	-	8	16	4	119	6.6	-
1991-92	4	126	27	55	.491	0	0	-	16	20	.800	3	10	13	8	-	5	8	2	70	17.5	-
TOT	22	400	74	180	.411	0	0	-	41	52	.788	11	30	41	19	-	13	24	6	189	8.6	-

### **IRVING THOMAS - 6-9, 230 - FLORIDA STATE**

**JANUARY 2, 1966**

**REGULAR SEASON**

G	Mn.	FG	FGA	Pct.	3FG	3FGA	PCT	FT	FTA	Pct.	Off.	Def.	Tot.	Ast.	PF	Do.	StL.	TO	Blk.	Pts.	Avg.	HI	
1990-91	26	108	17	50	.340	0	0	-	12	21	.571	14	17	31	10	24	0	4	13	1	46	1.8	9

**PLAYOFFS**

G	Mn.	FG	FGA	Pct.	3FG	3FGA	PCT	FT	FTA	Pct.	Off.	Def.	Tot.	Ast.	PF	Do.	StL.	TO	Blk.	Pts.	Avg.	HI	
1990-91	3	5	1	1	1.000	0	0	-	0	0	-	0	0	0	0	-	0	0	0	2	0.7	-	-





**BILLY THOMPSON - 6-7, 220 - LOUISVILLE**

**DECEMBER 1, 1963**

**REGULAR SEASON**

G	Min.	FG	FGA	Pct.	3FG	3FGA	PCT	FT	FTA	Pct.	Off.	Def.	Tot.	Ast.	PF	Dq.	StL.	TO	Blk.	Pts.	Avg.	Hi	
1986-87	59	762	142	261	.544	0	1	.000	48	74	.649	69	102	171	60	148	1	15	61	30	332	5.6	13
1987-88	9	38	3	13	.231	0	0	-	8	10	.800	2	7	9	1	11	0	1	6	0	14	1.6	4
<b>TOT</b>	<b>68</b>	<b>800</b>	<b>145</b>	<b>274</b>	<b>.529</b>	<b>0</b>	<b>1</b>	<b>.000</b>	<b>56</b>	<b>84</b>	<b>.667</b>	<b>71</b>	<b>109</b>	<b>180</b>	<b>61</b>	<b>159</b>	<b>1</b>	<b>16</b>	<b>67</b>	<b>30</b>	<b>346</b>	<b>5.1</b>	-

**PLAYOFFS**

G	Min.	FG	FGA	Pct.	3FG	3FGA	PCT	FT	FTA	Pct.	Off.	Def.	Tot.	Ast.	PF	Dq.	StL.	TO	Blk.	Pts.	Avg.	Hi
1986-87	3	27	6	11	.545	0	0	-	2	2	1.000	3	3	6	2	-	4	0	0	14	4.7	-

**MYCHAL THOMPSON - 6-10, 235 - MINNESOTA**

**JANUARY 30, 1955**

**REGULAR SEASON**

G	Min.	FG	FGA	Pct.	3FG	3FGA	PCT	FT	FTA	Pct.	Off.	Def.	Tot.	Ast.	PF	Dq.	StL.	TO	Blk.	Pts.	Avg.	Hi	
1986-87	33	680	129	269	.480	0	1	.000	75	101	.743	47	89	136	28	85	1	14	57	30	333	10.1	24
1987-88	80	2007	370	722	.512	0	3	.000	185	292	.634	198	291	489	66	251	1	38	113	79	925	11.6	28
1988-89	80	1994	291	521	.559	0	1	.000	156	230	.678	157	310	467	48	224	0	58	97	59	738	9.2	27
1989-90	70	1883	281	562	.500	0	0	-	144	204	.706	173	304	477	43	207	0	33	79	73	706	10.1	24
1990-91	72	1077	113	228	.496	0	2	.000	62	88	.705	74	154	228	21	112	0	23	47	23	288	4.0	19
<b>TOT</b>	<b>335</b>	<b>7641</b>	<b>1184</b>	<b>2302</b>	<b>.514</b>	<b>0</b>	<b>7</b>	<b>.000</b>	<b>622</b>	<b>915</b>	<b>.680</b>	<b>649</b>	<b>1148</b>	<b>1797</b>	<b>206</b>	<b>879</b>	<b>2</b>	<b>166</b>	<b>393</b>	<b>264</b>	<b>2990</b>	<b>8.9</b>	-

**PLAYOFFS**

G	Min.	FG	FGA	Pct.	3FG	3FGA	PCT	FT	FTA	Pct.	Off.	Def.	Tot.	Ast.	PF	Dq.	StL.	TO	Blk.	Pts.	Avg.	Hi
1986-87	18	401	62	137	.453	0	0	-	34	50	.680	29	59	88	9	-	7	16	17	158	8.8	-
1987-88	24	615	98	191	.513	0	0	-	36	62	.581	63	107	170	12	-	17	33	21	232	9.7	-
1988-89	15	377	65	128	.508	0	0	-	41	60	.683	39	38	77	11	-	6	14	12	171	11.4	-
1989-90	9	225	21	44	.477	0	0	-	16	26	.615	15	24	39	2	-	2	17	13	58	6.4	-
1990-91	8	42	2	7	.286	0	0	-	0	0	-	3	6	9	0	-	0	1	3	4	0.5	-
<b>TOT</b>	<b>74</b>	<b>1660</b>	<b>248</b>	<b>507</b>	<b>.489</b>	<b>0</b>	<b>0</b>	<b>-</b>	<b>127</b>	<b>198</b>	<b>.641</b>	<b>149</b>	<b>234</b>	<b>383</b>	<b>34</b>	<b>-</b>	<b>32</b>	<b>81</b>	<b>66</b>	<b>623</b>	<b>8.4</b>	-

**SEDALE THREATT - 6-2, 185 - WEST VIRGINIA TECH**

**SEPTEMBER 10, 1958**

**REGULAR SEASON**

G	Min.	FG	FGA	Pct.	3FG	3FGA	PCT	FT	FTA	Pct.	Off.	Def.	Tot.	Ast.	PF	Dq.	StL.	TO	Blk.	Pts.	Avg.	Hi	
1991-92	82	3070	509	1041	.489	20	62	.323	202	243	.831	43	210	253	593	231	1	168	182	16	1240	15.1	42
1992-93	82	2893	522	1028	.508	14	53	.264	177	215	.823	47	226	273	564	248	1	142	173	11	1235	15.1	32
1993-94	81	2278	411	852	.482	5	33	.152	138	155	.890	28	125	153	344	186	1	110	106	19	965	11.9	32
1994-95	59	1384	217	437	.497	36	95	.379	88	111	.793	21	103	124	248	139	1	54	70	12	558	9.5	38
1995-96	82	1687	241	526	.458	60	169	.355	54	71	.761	20	75	95	269	178	0	68	74	11	596	7.3	27
<b>TOT</b>	<b>386</b>	<b>11312</b>	<b>1900</b>	<b>3884</b>	<b>.489</b>	<b>135</b>	<b>412</b>	<b>.328</b>	<b>659</b>	<b>795</b>	<b>.829</b>	<b>159</b>	<b>739</b>	<b>898</b>	<b>2018</b>	<b>982</b>	<b>4</b>	<b>542</b>	<b>605</b>	<b>69</b>	<b>4594</b>	<b>11.9</b>	-

**PLAYOFFS**

G	Min.	FG	FGA	Pct.	3FG	3FGA	PCT	FT	FTA	Pct.	Off.	Def.	Tot.	Ast.	PF	Dq.	StL.	TO	Blk.	Pts.	Avg.	Hi
1991-92	4	162	24	46	.522	2	3	.667	9	12	.750	0	8	8	17	-	2	11	0	59	14.8	-
1992-93	5	205	39	89	.438	3	13	.231	9	12	.750	3	14	17	10	-	13	12	1	90	18.0	-
1994-95	1	11	1	4	.250	0	2	.000	0	0	-	0	0	0	2	-	1	0	0	2	2.0	-
1995-96	4	57	4	18	.222	2	11	.182	0	0	-	1	2	3	4	-	2	3	0	10	2.5	-
<b>TOT</b>	<b>14</b>	<b>435</b>	<b>68</b>	<b>157</b>	<b>.433</b>	<b>7</b>	<b>29</b>	<b>.241</b>	<b>18</b>	<b>24</b>	<b>.750</b>	<b>4</b>	<b>24</b>	<b>28</b>	<b>63</b>	<b>-</b>	<b>18</b>	<b>26</b>	<b>1</b>	<b>161</b>	<b>11.5</b>	-

**JACK TINGLE - 6-4, 205 - KENTUCKY**

**DECEMBER 30, 1924**

**REGULAR SEASON**

G	Min.	FG	FGA	Pct.	3FG	3FGA	PCT	FT	FTA	Pct.	Off.	Def.	Tot.	Ast.	PF	Dq.	StL.	TO	Blk.	Pts.	Avg.	Hi
1948-49	2	-	1	6	.167	-	-	-	0	0	-	-	-	-	1	2	-	-	-	2	1.0	-

**RAY TOLBERT - 6-9, 225 - INDIANA**

**SEPTEMBER 10, 1958**

**REGULAR SEASON**

G	Min.	FG	FGA	Pct.	3FG	3FGA	PCT	FT	FTA	Pct.	Off.	Def.	Tot.	Ast.	PF	Dq.	StL.	TO	Blk.	Pts.	Avg.	Hi	
1987-88	14	82	16	28	.571	0	0	-	10	13	.769	9	11	20	5	14	0	3	11	3	42	3.0	9

**JOHN TRAPP - 6-7, 215 - UNLV**

**OCTOBER 2, 1945**

**REGULAR SEASON**

G	Min.	FG	FGA	Pct.	3FG	3FGA	PCT	FT	FTA	Pct.	Off.	Def.	Tot.	Ast.	PF	Dq.	StL.	TO	Blk.	Pts.	Avg.	Hi	
1971-72	58	759	139	314	.443	-	-	-	51	73	.699	-	-	180	42	130	3	-	-	-	329	5.7	-
1972-73	5	35	3	12	.250	-	-	-	7	10	.700	-	-	14	2	10	0	-	-	-	13	2.6	-
<b>TOT</b>	<b>63</b>	<b>794</b>	<b>142</b>	<b>326</b>	<b>.436</b>	<b>-</b>	<b>-</b>	<b>-</b>	<b>58</b>	<b>83</b>	<b>.699</b>	<b>-</b>	<b>-</b>	<b>194</b>	<b>44</b>	<b>140</b>	<b>3</b>	<b>-</b>	<b>-</b>	<b>-</b>	<b>342</b>	<b>5.4</b>	-

**PLAYOFFS**

G	Min.	FG	FGA	Pct.	3FG	3FGA	PCT	FT	FTA	Pct.	Off.	Def.	Tot.	Ast.	PF	Dq.	StL.	TO	Blk.	Pts.	Avg.	Hi
1971-72	10	71	8	33	.242	-	-	-	4	7	.571	-	-	16	5	-	-	-	-	20	2.0	-

**JOHN TRESVANT - 6-7, 215 - SEATTLE**

**NOVEMBER 6, 1939**

**REGULAR SEASON**

G	Min.	FG	FGA	Pct.	3FG	3FGA	PCT	FT	FTA	Pct.	Off.	Def.	Tot.	Ast.	PF	Dq.	StL.	TO	Blk.	Pts.	Avg.	Hi	
1969-70	20	221	47	88	.534	-	-	-	23	35	.657	-	-	63	17	40	0	-	-	-	117	5.9	-
1970-71	8	66	18	35	.514	-	-	-	7	10	.700	-	-	23	10	11	0	-	-	-	43	5.4	-
<b>TOT</b>	<b>28</b>	<b>287</b>	<b>65</b>	<b>123</b>	<b>.528</b>	<b>-</b>	<b>-</b>	<b>-</b>	<b>30</b>	<b>45</b>	<b>.667</b>	<b>-</b>	<b>-</b>	<b>86</b>	<b>27</b>	<b>51</b>	<b>0</b>	<b>-</b>	<b>-</b>	<b>-</b>	<b>160</b>	<b>5.7</b>	-

**PLAYOFFS**

G	Min.	FG	FGA	Pct.	3FG	3FGA	PCT	FT	FTA	Pct.	Off.	Def.	Tot.	Ast.	PF	Dq.	StL.	TO	Blk.	Pts.	Avg.	Hi	
1969-70	11	148	23	51	.451	-	-	-	19	23	.826	-	-	38	16	-	-	-	-	-	65	5.9	-



# ALL-TIME ROSTER WITH STATISTICS

## RONNY TURIAF - 6-10, 249 - GONZAGA

JANUARY 13, 1983

### REGULAR SEASON

G	Min.	FG	FGA	Pct.	3FG	3FGA	PCT	FT	FTA	Pct.	Off.	Def.	Tot.	Ast.	PF	Do.	StL.	TO	Blk.	Pts.	Avg.	HI	
2005-06	23	161	15	30	.500	0	0	-	15	27	556	11	26	37	8	30	0	3	7	10	45	2.0	10
2006-07	72	1087	147	268	.549	0	1	.000	89	134	664	88	171	259	63	202	5	17	52	78	383	5.3	23
2007-08	78	1458	188	397	.474	0	1	.000	140	186	753	95	211	306	128	199	3	28	72	108	516	6.6	16
TOT	173	2706	350	695	.504	0	2	.000	244	347	703	194	408	602	199	431	8	48	131	196	944	5.5	-

### PLAYOFFS

G	Min.	FG	FGA	Pct.	3FG	3FGA	PCT	FT	FTA	Pct.	Off.	Def.	Tot.	Ast.	PF	Do.	StL.	TO	Blk.	Pts.	Avg.	HI
2005-06	3	25	3	5	.600	0	0	-	5	6	833	4	3	7	0	-	0	2	1	11	3.7	-
2006-07	4	48	5	14	.357	0	0	-	7	10	700	6	6	12	1	-	2	1	1	17	4.3	-
2007-08	19	187	14	36	.389	0	0	-	10	17	588	6	21	27	5	-	2	9	18	38	2.0	-
TOT	26	260	22	55	.400	0	0	-	22	33	667	16	30	46	6	-	4	12	20	66	2.5	-

## WILLIAM TURNER - 6-7, 220 - AKRON

FEBRUARY 18, 1944

### REGULAR SEASON

G	Min.	FG	FGA	Pct.	3FG	3FGA	PCT	FT	FTA	Pct.	Off.	Def.	Tot.	Ast.	PF	Do.	StL.	TO	Blk.	Pts.	Avg.	HI
1972-73	19	117	17	52	.327	-	-	-	4	7	571	-	-	25	11	13	0	-	-	38	2.0	-

### PLAYOFFS

G	Min.	FG	FGA	Pct.	3FG	3FGA	PCT	FT	FTA	Pct.	Off.	Def.	Tot.	Ast.	PF	Do.	StL.	TO	Blk.	Pts.	Avg.	HI
1972-73	2	13	2	5	.400	-	-	-	2	2	1,000	-	-	2	0	-	-	-	-	6	3.0	-

## IME UDOKA - 6-6, 215 - PORTLAND STATE

AUGUST 9, 1977

### REGULAR SEASON

G	Min.	FG	FGA	Pct.	3FG	3FGA	PCT	FT	FTA	Pct.	Off.	Def.	Tot.	Ast.	PF	Do.	StL.	TO	Blk.	Pts.	Avg.	HI	
2003-04	4	28	3	9	.333	0	1	.000	2	4	500	1	4	5	2	3	0	2	3	1	8	2.0	4

## NICK VAN EXEL - 6-1, 190 - CINCINNATI

NOVEMBER 27, 1971

### REGULAR SEASON

G	Min.	FG	FGA	Pct.	3FG	3FGA	PCT	FT	FTA	Pct.	Off.	Def.	Tot.	Ast.	PF	Do.	StL.	TO	Blk.	Pts.	Avg.	HI	
1993-94	81	2700	413	1049	.394	123	364	.338	150	192	781	47	191	238	466	154	1	85	145	8	1099	13.6	31
1994-95	80	2944	465	1107	.420	183	511	.358	235	300	783	27	196	223	660	157	0	97	220	6	1348	16.9	40
1995-96	74	2513	396	950	.417	144	403	.357	163	204	799	29	152	181	509	115	0	70	156	10	1099	14.9	30
1996-97	79	2937	432	1075	.402	177	468	.378	165	200	825	44	182	226	672	110	0	75	212	10	1206	15.3	37
1997-98	64	2053	311	743	.419	123	316	.389	136	172	791	31	163	194	442	120	0	64	104	6	881	13.8	35
TOT	378	13147	2017	4924	.410	750	2062	.364	849	1068	795	178	884	1062	2749	656	1	391	837	40	5633	14.9	-

### PLAYOFFS

G	Min.	FG	FGA	Pct.	3FG	3FGA	PCT	FT	FTA	Pct.	Off.	Def.	Tot.	Ast.	PF	Do.	StL.	TO	Blk.	Pts.	Avg.	HI	
1994-95	10	464	67	162	.414	21	66	.318	45	59	763	9	29	38	73	-	-	21	22	3	200	20.0	-
1995-96	4	137	16	54	.296	5	16	.313	10	13	769	4	12	16	27	-	-	2	11	0	47	11.8	-
1996-97	9	353	45	119	.378	12	44	.273	28	34	824	6	25	31	58	-	-	10	18	0	130	14.4	-
1997-98	13	367	50	151	.337	22	70	.314	29	40	725	9	23	32	54	-	-	8	22	1	151	11.6	-
TOT	36	1321	178	486	.366	60	196	.306	112	146	767	28	89	117	212	-	-	41	73	4	528	14.7	-

## JAY VINCENT - 6-8, 220 - MICHIGAN STATE

JUNE 10, 1959

### REGULAR SEASON

G	Min.	FG	FGA	Pct.	3FG	3FGA	PCT	FT	FTA	Pct.	Off.	Def.	Tot.	Ast.	PF	Do.	StL.	TO	Blk.	Pts.	Avg.	HI	
1989-90	24	200	41	78	.526	0	1	.000	8	12	667	7	19	26	10	29	0	8	19	3	90	3.8	16

### PLAYOFFS

G	Min.	FG	FGA	Pct.	3FG	3FGA	PCT	FT	FTA	Pct.	Off.	Def.	Tot.	Ast.	PF	Do.	StL.	TO	Blk.	Pts.	Avg.	HI
1989-90	3	8	0	2	.000	0	0	0	0	0	0	0	0	0	0	-	-	0	2	0	0.0	-

## SASHA VUJACIC - 6-7, 205 - SLOVENIA

MARCH 8, 1984

### REGULAR SEASON

G	Min.	FG	FGA	Pct.	3FG	3FGA	PCT	FT	FTA	Pct.	Off.	Def.	Tot.	Ast.	PF	Do.	StL.	TO	Blk.	Pts.	Avg.	HI	
2004-05	35	403	33	117	.282	17	63	.270	18	19	947	13	49	62	51	41	1	12	15	2	101	2.9	10
2005-06	82	1449	108	312	.346	59	172	.343	46	52	885	33	126	159	139	150	0	48	50	3	321	3.9	12
2006-07	73	935	105	268	.392	60	161	.373	43	49	878	28	79	107	64	103	1	41	30	1	313	4.3	18
2007-08	72	1279	219	482	.454	118	270	.437	76	91	835	19	135	154	72	107	0	36	52	5	632	8.8	22
2008-09	80	1293	155	401	.387	81	223	.363	70	76	921	19	116	135	113	154	0	77	35	7	461	5.8	17
2009-10	67	575	66	164	.402	25	81	.309	28	33	848	25	54	79	41	67	0	24	4	185	2.8	13	
2010-11	11	54	8	23	.348	3	7	.429	1	2	500	1	3	4	5	7	0	1	5	0	20	1.8	6
TOT	420	5987	694	1767	.393	363	977	.372	282	322	876	138	562	700	485	629	2	235	204	22	2033	4.8	-

### PLAYOFFS

G	Min.	FG	FGA	Pct.	3FG	3FGA	PCT	FT	FTA	Pct.	Off.	Def.	Tot.	Ast.	PF	Do.	StL.	TO	Blk.	Pts.	Avg.	HI
2005-06	7	129	11	26	.423	9	15	.600	11	11	1,000	3	14	17	6	-	4	3	0	42	6.0	-
2006-07	4	43	5	9	.556	1	4	.250	0	0	-	2	2	4	3	-	1	3	0	11	2.8	-
2007-08	21	456	55	138	.399	31	79	.392	30	35	857	8	38	46	16	-	12	18	4	171	8.1	-
2008-09	23	250	24	91	.264	16	51	.314	5	6	833	7	25	32	12	-	10	10	4	69	3.0	-
2009-10	10	76	10	23	.435	6	15	.400	5	6	833	3	5	8	5	-	2	3	0	31	3.1	-
TOT	65	953	105	287	.366	63	164	.384	51	58	879	23	84	107	42	-	29	37	8	324	5.0	-



# ALL-TIME ROSTER WITH STATISTICS



## VON WAFER - 6-5, 210 - FLORIDA STATE

**JULY 21, 1985**

### REGULAR SEASON

G	Min.	FG	FGA	Pct.	3FG	3FGA	PCT	FT	FTA	Pct.	Off.	Def.	Tot.	Ast.	PF	Dq.	Stl.	TO	Blk.	Pts.	Avg.	Hi	
2005-06	16	73	6	38	.158	2	17	.118	6	8	.750	5	3	8	4	12	0	3	1	0	20	1.3	9

## MILTON WAGNER - 6-5, 185 - LOUISVILLE

**FEBRUARY 20, 1963**

### REGULAR SEASON

G	Min.	FG	FGA	Pct.	3FG	3FGA	PCT	FT	FTA	Pct.	Off.	Def.	Tot.	Ast.	PF	Dq.	Stl.	TO	Blk.	Pts.	Avg.	Hi	
1987-88	40	380	62	147	.422	2	10	.200	26	29	.897	4	24	28	61	42	0	6	22	4	152	3.8	14

### PLAYOFFS

G	Min.	FG	FGA	Pct.	3FG	3FGA	PCT	FT	FTA	Pct.	Off.	Def.	Tot.	Ast.	PF	Dq.	Stl.	TO	Blk.	Pts.	Avg.	Hi	
1987-88	5	14	2	5	.400	0	1	.000	2	2	1.000	0	2	2	3	-	-	0	0	1	6	1.2	-

## SAMAKI WALKER - 6-9, 255 - LOUISVILLE

**FEBRUARY 25, 1976**

### REGULAR SEASON

G	Min.	FG	FGA	Pct.	3FG	3FGA	PCT	FT	FTA	Pct.	Off.	Def.	Tot.	Ast.	PF	Dq.	Stl.	TO	Blk.	Pts.	Avg.	Hi	
2001-02	69	1655	187	365	.512	0	0	-	86	129	.667	129	352	481	64	170	1	28	53	88	460	6.7	18
2002-03	67	1243	115	274	.420	0	1	.000	66	101	.653	115	253	368	64	143	4	20	56	55	296	4.4	14
TOT	136	2898	302	639	.473	0	1	.000	152	230	.661	244	605	849	128	313	5	48	109	143	756	5.6	-

### PLAYOFFS

G	Min.	FG	FGA	Pct.	3FG	3FGA	PCT	FT	FTA	Pct.	Off.	Def.	Tot.	Ast.	PF	Dq.	Stl.	TO	Blk.	Pts.	Avg.	Hi
2001-02	19	240	24	52	.462	1	1	1.000	13	17	.765	32	46	78	4	-	2	12	6	62	3.3	-
2002-03	9	49	2	5	.400	0	0	-	4	0	-	4	9	13	2	-	1	3	2	4	0.4	-
TOT	28	289	26	57	.456	1	1	1.000	13	17	.765	36	55	91	6	-	3	15	8	66	2.4	-

## PAUL "LEFTY" WALTHER - 6-2, 165 - TENNESSEE

**MARCH 23, 1927**

### REGULAR SEASON

G	Min.	FG	FGA	Pct.	3FG	3FGA	PCT	FT	FTA	Pct.	Off.	Def.	Tot.	Ast.	PF	Dq.	Stl.	TO	Blk.	Pts.	Avg.	Hi	
1949-50	22	-	32	80	.400	-	-	-	11	21	.524	-	-	-	10	39	-	-	-	-	75	3.4	-

## LUKE WALTON - 6-8, 235 - ARIZONA

**MARCH 28, 1980**

### REGULAR SEASON

G	Min.	FG	FGA	Pct.	3FG	3FGA	PCT	FT	FTA	Pct.	Off.	Def.	Tot.	Ast.	PF	Dq.	Stl.	TO	Blk.	Pts.	Avg.	Hi	
2003-04	72	730	65	153	.425	13	39	.333	31	44	.705	39	88	127	113	70	1	28	44	8	174	2.4	9
2004-05	61	768	74	180	.411	16	61	.262	34	48	.708	55	87	142	93	70	0	26	58	11	198	3.2	19
2005-06	69	1333	135	328	.412	18	55	.327	57	76	.750	88	159	247	156	119	1	41	78	15	345	5.0	17
2006-07	60	1982	264	557	.474	48	124	.387	108	145	.745	87	215	302	257	117	2	60	118	21	684	11.4	25
2007-08	74	1729	215	478	.450	28	84	.333	77	109	.706	85	206	291	218	133	1	60	100	18	535	7.2	19
2008-09	65	1166	134	307	.436	17	57	.298	41	57	.719	55	125	180	177	105	1	32	69	10	326	5.0	14
2009-10	29	272	30	84	.357	7	17	.412	2	4	.500	12	26	38	40	19	0	10	12	1	69	2.4	11
2010-11	54	484	38	116	.328	8	34	.235	7	10	.700	9	58	67	62	38	0	9	31	4	91	1.7	9
2011-12	9	65	6	14	.429	0	4	.000	0	0	-	6	8	14	5	9	0	2	2	0	12	1.3	6
TOT	493	8529	961	2217	.433	155	475	.326	357	493	.724	436	972	1408	1121	680	6	268	512	88	2434	4.9	-

### PLAYOFFS

G	Min.	FG	FGA	Pct.	3FG	3FGA	PCT	FT	FTA	Pct.	Off.	Def.	Tot.	Ast.	PF	Dq.	Stl.	TO	Blk.	Pts.	Avg.	Hi	
2003-04	17	134	10	29	.345	5	13	.385	7	10	.700	5	17	22	26	-	-	7	14	2	32	1.9	-
2005-06	7	235	38	83	.458	4	11	.364	5	5	1.000	10	35	45	12	-	-	7	11	1	85	12.1	-
2006-07	5	128	14	36	.389	5	12	.417	3	4	.750	9	12	21	13	-	-	7	15	1	36	7.2	-
2007-08	21	353	44	97	.454	11	26	.423	26	36	.722	13	42	55	41	-	-	11	20	4	125	6.0	-
2008-09	21	332	32	75	.427	5	16	.313	11	18	.611	16	36	52	45	-	-	14	20	3	80	3.8	-
2009-10	16	96	7	23	.304	2	9	.222	2	4	.500	0	8	8	14	-	-	1	4	2	18	1.1	-
2010-11	1	4	0	2	.000	0	2	.000	0	0	-	0	1	1	0	-	-	0	2	0	0	0.0	-
TOT	88	1281	145	345	.420	32	89	.360	54	77	.701	53	151	204	151	-	-	47	86	13	376	4.3	-

## CARNELL WARNER - 6-9, 225 - JACKSON STATE

**AUGUST 12, 1948**

### REGULAR SEASON

G	Min.	FG	FGA	Pct.	3FG	3FGA	PCT	FT	FTA	Pct.	Off.	Def.	Tot.	Ast.	PF	Dq.	Stl.	TO	Blk.	Pts.	Avg.	Hi	
1975-76	81	2512	251	524	.479	-	-	-	89	128	.695	223	499	722	106	283	3	55	-	46	591	7.3	24
1976-77	14	170	25	53	.472	-	-	-	4	6	.667	21	48	69	11	28	0	1	-	2	54	3.9	10
TOT	95	2682	276	577	.478	-	-	-	93	134	.694	244	547	791	117	311	3	56	-	48	645	6.8	-

### PLAYOFFS

G	Min.	FG	FGA	Pct.	3FG	3FGA	PCT	FT	FTA	Pct.	Off.	Def.	Tot.	Ast.	PF	Dq.	Stl.	TO	Blk.	Pts.	Avg.	Hi
1976-77	5	56	7	12	.583	-	-	-	0	0	-	-	9	6	-	-	-	-	-	14	2.8	-





# ALL-TIME ROSTER WITH STATISTICS

## KERMIT WASHINGTON - 6-8, 230 - AMERICAN INTERNATIONAL

SEPTEMBER 17, 1951

### REGULAR SEASON

	G	Mn.	FG	FGA	Pct.	3FG	3FGA	PCT	FT	FTA	Pct.	Off.	Def.	Tot.	Ast.	PF	Do.	StL.	TO	Blk.	Pts.	Avg.	HI
1973-74	45	400	73	151	.483	-	-	-	26	49	531	62	85	147	19	77	0	21	-	18	172	3.8	18
1974-75	55	949	87	207	.420	-	-	-	72	122	590	106	244	350	66	155	2	25	-	32	246	4.5	12
1975-76	36	492	39	90	.433	-	-	-	45	66	682	51	114	165	20	76	0	11	-	26	123	3.4	14
1976-77	53	1342	191	380	.503	-	-	-	132	187	706	182	310	492	48	183	1	43	-	52	514	9.7	20
1977-78	25	751	110	244	.451	-	-	-	68	110	618	110	169	279	30	74	1	19	53	24	288	11.5	22
TOT	214	3934	500	1072	.466	-	-	-	343	534	642	511	922	1433	183	565	4	119	53	152	1343	6.3	-

### PLAYOFFS

	G	Mn.	FG	FGA	Pct.	3FG	3FGA	PCT	FT	FTA	Pct.	Off.	Def.	Tot.	Ast.	PF	Do.	StL.	TO	Blk.	Pts.	Avg.	HI
1973-74	3	14	5	11	.455	-	-	-	5	7	.714	-	-	10	1	-	-	-	-	-	15	5.0	-

## BOBBY WATSON - 6-0, 160 - KENTUCKY

MARCH 22, 1930

### REGULAR SEASON

	G	Mn.	FG	FGA	Pct.	3FG	3FGA	PCT	FT	FTA	Pct.	Off.	Def.	Tot.	Ast.	PF	Do.	StL.	TO	Blk.	Pts.	Avg.	HI
1954-55*	63	702	72	223	.323	-	-	-	31	45	.689	-	-	87	79	67	0	-	-	-	175	2.8	-

## WALTER WESLEY - 6-11, 230 - KANSAS

JANUARY 25, 1945

### REGULAR SEASON

	G	Mn.	FG	FGA	Pct.	3FG	3FGA	PCT	FT	FTA	Pct.	Off.	Def.	Tot.	Ast.	PF	Do.	StL.	TO	Blk.	Pts.	Avg.	HI
1975-76	1	7	1	2	.500	-	-	-	2	4	.500	0	1	1	1	2	0	0	-	0	4	4.0	4

## JERRY WEST - 6-2, 180 - WEST VIRGINIA

MAY 28, 1938

### REGULAR SEASON

	G	Mn.	FG	FGA	Pct.	3FG	3FGA	PCT	FT	FTA	Pct.	Off.	Def.	Tot.	Ast.	PF	Do.	StL.	TO	Blk.	Pts.	Avg.	HI
1960-61	79	2797	529	1264	.419	-	-	-	331	497	.666	-	-	611	333	213	1	-	-	-	1389	17.6	-
1961-62	75	3087	799	1795	.445	-	-	-	712	926	.769	-	-	591	402	173	4	-	-	-	2310	30.8	-
1962-63	55	2163	559	1213	.461	-	-	-	371	477	.778	-	-	384	307	150	1	-	-	-	1489	27.1	-
1963-64	72	2906	740	1529	.484	-	-	-	584	702	.832	-	-	433	403	200	2	-	-	-	2064	28.7	-
1964-65	74	3066	822	1655	.497	-	-	-	648	789	.821	-	-	447	364	221	2	-	-	-	2292	31.0	-
1965-66	79	3218	818	1731	.473	-	-	-	840	977	.860	-	-	562	480	243	1	-	-	-	2476	31.3	-
1966-67	66	2670	645	1389	.464	-	-	-	602	686	.878	-	-	392	447	160	1	-	-	-	1892	28.7	-
1967-68	51	1919	476	926	.514	-	-	-	391	482	.811	-	-	294	310	152	1	-	-	-	1343	26.3	-
1968-69	61	2394	545	1156	.471	-	-	-	490	597	.821	-	-	262	423	156	1	-	-	-	1580	25.9	-
1969-70	74	3106	831	1673	.497	-	-	-	647	785	.824	-	-	338	540	166	3	-	-	-	2309	31.2	-
1970-71	69	2845	667	1351	.494	-	-	-	525	631	.832	-	-	320	655	180	0	-	-	-	1859	26.9	-
1971-72	77	2973	735	1540	.477	-	-	-	515	633	.814	-	-	327	747	209	0	-	-	-	1985	25.8	-
1972-73	69	2460	618	1291	.479	-	-	-	339	421	.805	-	-	289	607	138	0	-	-	-	1575	22.8	-
1973-74	31	967	232	519	.447	-	-	-	165	198	.833	30	86	116	206	80	0	81	-	23	629	20.3	35
TOT	932	36571	9016	19032	.474	-	-	-	7160	8801	.814	30	86	5376	6238	2435	17	81	-	23	25192	27.0	-

### PLAYOFFS

	G	Mn.	FG	FGA	Pct.	3FG	3FGA	PCT	FT	FTA	Pct.	Off.	Def.	Tot.	Ast.	PF	Do.	StL.	TO	Blk.	Pts.	Avg.	HI
1960-61	12	461	99	202	.490	-	-	-	77	106	.726	-	-	104	66	-	-	-	-	-	275	22.9	-
1961-62	13	557	144	310	.465	-	-	-	121	150	.807	-	-	88	57	-	-	-	-	-	409	31.5	-
1962-63	13	538	144	286	.503	-	-	-	74	100	.740	-	-	106	61	-	-	-	-	-	362	27.8	-
1963-64	5	206	57	115	.496	-	-	-	42	53	.792	-	-	36	17	-	-	-	-	-	156	31.2	-
1964-65	11	470	155	351	.442	-	-	-	137	154	.890	-	-	63	58	-	-	-	-	-	447	40.6	-
1965-66	14	619	185	357	.518	-	-	-	109	125	.872	-	-	88	79	-	-	-	-	-	479	34.2	-
1966-67	1	1	0	0	.000	-	-	-	0	0	-	-	-	1	0	-	-	-	-	-	0	0.0	-
1967-68	15	622	165	313	.527	-	-	-	132	169	.781	-	-	81	82	-	-	-	-	-	462	30.8	-
1968-69	18	757	196	423	.463	-	-	-	164	204	.804	-	-	71	135	-	-	-	-	-	556	30.9	-
1969-70	18	830	196	418	.469	-	-	-	170	212	.802	-	-	66	151	-	-	-	-	-	562	31.2	-
1971-72	15	608	128	340	.376	-	-	-	88	106	.830	-	-	73	134	-	-	-	-	-	344	22.9	-
1972-73	17	638	151	336	.449	-	-	-	99	127	.780	-	-	76	132	-	-	-	-	-	401	23.6	-
1973-74	1	14	2	9	.222	-	-	-	0	0	-	-	-	2	1	-	-	-	-	-	4	4.0	-
TOT	153	6321	1622	3460	.469	-	-	-	1213	1506	.805	-	-	855	973	-	-	-	-	-	4457	29.1	-

## JOHN WETZEL - 6-5, 190 - VIRGINIA TECH

OCTOBER 22, 1944

### REGULAR SEASON

	G	Mn.	FG	FGA	Pct.	3FG	3FGA	PCT	FT	FTA	Pct.	Off.	Def.	Tot.	Ast.	PF	Do.	StL.	TO	Blk.	Pts.	Avg.	HI
1967-68	38	434	52	119	.437	-	-	-	35	46	.761	-	-	84	51	55	0	-	-	-	139	3.7	-

## EUGENE WILEY - 6-10, 220 - WICHITA STATE

NOVEMBER 12, 1937

### REGULAR SEASON

	G	Mn.	FG	FGA	Pct.	3FG	3FGA	PCT	FT	FTA	Pct.	Off.	Def.	Tot.	Ast.	PF	Do.	StL.	TO	Blk.	Pts.	Avg.	HI
1962-63	75	1488	109	236	.462	-	-	-	23	68	.338	-	-	504	40	180	4	-	-	-	241	3.2	-
1963-64	78	1510	146	273	.535	-	-	-	45	75	.600	-	-	510	44	225	4	-	-	-	337	4.3	-
1964-65	80	2002	175	376	.465	-	-	-	56	111	.505	-	-	690	105	235	11	-	-	-	406	5.1	-
1965-66	67	1386	123	289	.426	-	-	-	43	76	.566	-	-	490	63	171	3	-	-	-	289	4.3	-
TOT	299	6386	551	1168	.472	-	-	-	167	330	.506	-	-	2188	252	811	22	-	-	-	1269	4.2	-

### PLAYOFFS

	G	Mn.	FG	FGA	Pct.	3FG	3FGA	PCT	FT	FTA	Pct.	Off.	Def.	Tot.	Ast.	PF	Do.	StL.	TO	Blk.	Pts.	Avg.	HI
1962-63	9	278	14	35	.400	-	-	-	2	15	.133	-	-	97	11	-	-	-	-	-	30	3.3	-
1963-64	5	48	5	8	.625	-	-	-	3	3	1.000	-	-	16	0	-	-	-	-	-	13	2.6	-
1964-65	11	379	33	59	.559	-	-	-	11	19	.579	-	-	158	23	-	-	-	-	-	77	7.0	-
1965-66	2	5	0	1	.000																		



# ALL-TIME ROSTER WITH STATISTICS



## JAMAAL WILKES - 6-6, 190 - UCLA

MAY 2, 1953

### REGULAR SEASON

	G	Min.	FG	FGA	Pct.	3FG	3FGA	PCT	FT	FTA	Pct.	Off.	Def.	Tot.	Ast.	PF	Dq.	Stl.	TO	Blk.	Pts.	Avg.	Hi
1977-78	51	1490	277	630	.440	-	-	-	106	148	.716	113	267	380	182	162	1	77	107	22	660	12.9	29
1978-79	82	2915	626	1242	.504	-	-	-	272	362	.751	164	445	609	227	275	2	134	224	27	1524	18.6	31
1979-80	82	3111	726	1358	.535	3	17	.176	189	234	.808	176	349	525	250	220	1	129	157	28	1644	20.0	30
1980-81	81	3028	786	1495	.526	1	13	.077	254	335	.758	146	289	435	235	223	1	121	207	29	1827	22.6	34
1981-82	82	2906	744	1417	.525	0	4	.000	246	336	.732	153	240	393	143	240	1	89	164	24	1734	21.1	36
1982-83	80	2552	684	1290	.530	0	6	.000	203	268	.757	146	197	343	182	221	0	65	150	17	1571	19.6	36
1983-84	75	2507	542	1055	.514	2	8	.250	208	280	.743	130	210	340	214	205	0	72	137	41	1294	17.3	31
1984-85	42	761	148	303	.488	0	1	.000	51	66	.773	35	59	94	41	65	0	19	49	3	347	8.3	24
<b>TOT</b>	<b>575</b>	<b>19270</b>	<b>4533</b>	<b>8790</b>	<b>.516</b>	<b>6</b>	<b>49</b>	<b>.122</b>	<b>1529</b>	<b>2029</b>	<b>.754</b>	<b>1063</b>	<b>2056</b>	<b>3119</b>	<b>1474</b>	<b>1611</b>	<b>6</b>	<b>706</b>	<b>1195</b>	<b>191</b>	<b>10601</b>	<b>18.4</b>	<b>-</b>

### PLAYOFFS

	G	Min.	FG	FGA	Pct.	3FG	3FGA	PCT	FT	FTA	Pct.	Off.	Def.	Tot.	Ast.	PF	Dq.	Stl.	TO	Blk.	Pts.	Avg.	Hi
1977-78	3	108	15	32	.469	-	-	-	6	11	.545	-	-	26	8	-	3	-	1	36	12.0	-	0
1978-79	8	307	61	128	.477	-	-	-	25	37	.676	-	-	68	16	-	15	-	2	147	18.4	-	0
1979-80	16	652	140	294	.476	0	1	.000	44	54	.815	53	75	128	48	-	24	35	5	324	20.3	-	0
1980-81	3	113	21	48	.438	0	1	.000	12	18	.667	4	4	8	4	-	1	4	1	54	18.0	-	0
1981-82	14	535	121	241	.502	0	1	.000	38	49	.776	40	30	70	37	-	16	40	3	280	20.0	-	0
1982-83	15	589	136	273	.498	0	2	.000	27	44	.614	42	48	90	51	-	20	33	11	299	19.9	-	0
1983-84	14	196	28	70	.400	0	1	.000	7	11	.636	10	16	26	9	-	4	7	2	63	4.5	-	0
<b>TOT</b>	<b>73</b>	<b>2500</b>	<b>522</b>	<b>1086</b>	<b>.481</b>	<b>0</b>	<b>6</b>	<b>.000</b>	<b>159</b>	<b>224</b>	<b>.710</b>	<b>149</b>	<b>173</b>	<b>416</b>	<b>173</b>	<b>-</b>	<b>83</b>	<b>119</b>	<b>25</b>	<b>1203</b>	<b>16.5</b>	<b>-</b>	<b>0</b>

## \*BOB WILLIAMS - 6-6, 230 - FLORIDA A&M

MAY 12, 1931

### REGULAR SEASON

	G	Min.	FG	FGA	Pct.	3FG	3FGA	PCT	FT	FTA	Pct.	Off.	Def.	Tot.	Ast.	PF	Dq.	Stl.	TO	Blk.	Pts.	Avg.	Hi
1955-56	20	173	21	46	.457	-	-	-	24	45	.533	-	-	54	7	36	1	3	-	1	66	3.3	-
1956-57	4	20	1	4	.250	-	-	-	2	3	.667	-	-	5	0	2	0	-	-	4	1.0	-	0
<b>TOT</b>	<b>24</b>	<b>193</b>	<b>22</b>	<b>50</b>	<b>.440</b>	<b>-</b>	<b>-</b>	<b>-</b>	<b>26</b>	<b>48</b>	<b>.542</b>	<b>-</b>	<b>-</b>	<b>59</b>	<b>7</b>	<b>38</b>	<b>1</b>	<b>-</b>	<b>-</b>	<b>70</b>	<b>2.9</b>	<b>-</b>	<b>0</b>

## RON WILLIAMS - 6-3, 190 - WEST VIRGINIA

SEPTEMBER 24, 1944

### REGULAR SEASON

	G	Min.	FG	FGA	Pct.	3FG	3FGA	PCT	FT	FTA	Pct.	Off.	Def.	Tot.	Ast.	PF	Dq.	Stl.	TO	Blk.	Pts.	Avg.	Hi
1975-76	9	158	17	43	.395	-	-	-	10	13	.769	2	17	19	21	15	0	3	-	0	44	4.9	12

## SHAWNE WILLIAMS - 6-9, 225 - MEMPHIS

FEBRUARY 16, 1986

### REGULAR SEASON

	G	Min.	FG	FGA	Pct.	3FG	3FGA	PCT	FT	FTA	Pct.	Off.	Def.	Tot.	Ast.	PF	Dq.	Stl.	TO	Blk.	Pts.	Avg.	Hi
2013-14	36	751	73	192	.380	42	129	.326	14	20	.700	25	142	167	30	93	2	19	21	30	202	5.6	20

## SHAMMOND WILLIAMS - 6-1, 200 - NORTH CAROLINA

APRIL 5, 1975

### REGULAR SEASON

	G	Min.	FG	FGA	Pct.	3FG	3FGA	PCT	FT	FTA	Pct.	Off.	Def.	Tot.	Ast.	PF	Dq.	Stl.	TO	Blk.	Pts.	Avg.	Hi
2006-07	30	345	35	86	.407	20	50	.400	4	6	.667	11	29	40	31	20	0	12	13	0	94	3.1	14

### PLAYOFFS

	G	Min.	FG	FGA	Pct.	3FG	3FGA	PCT	FT	FTA	Pct.	Off.	Def.	Tot.	Ast.	PF	Dq.	Stl.	TO	Blk.	Pts.	Avg.	Hi
2006-07	4	80	7	19	.368	2	8	.250	0	0	-	2	1	3	7	-	0	2	1	16	4.0	-	
1961-62	4	12	3	8	.375	-	-	-	1	2	.500	-	-	5	1	-	-	-	-	7	1.8	-	

## TREVOR WILSON - 6-8, 210 - UCLA

MARCH 16, 1968

### REGULAR SEASON

	G	Min.	FG	FGA	Pct.	3FG	3FGA	PCT	FT	FTA	Pct.	Off.	Def.	Tot.	Ast.	PF	Dq.	Stl.	TO	Blk.	Pts.	Avg.	Hi
1993-94	5	126	19	39	.487	0	0	-	13	25	.520	12	16	28	12	17	0	5	6	1	51	10.2	16

## BRIAN WINTERS - 6-4, 185 - SOUTH CAROLINA

MARCH 1, 1952

### REGULAR SEASON

	G	Min.	FG	FGA	Pct.	3FG	3FGA	PCT	FT	FTA	Pct.	Off.	Def.	Tot.	Ast.	PF	Dq.	Stl.	TO	Blk.	Pts.	Avg.	Hi
1974-75	68	1516	359	810	.443	-	-	-	76	92	.826	39	99	138	195	168	1	74	-	18	794	11.7	30

## ORLANDO WOOLRIDGE - 6-9, 215 - NOTRE DAME

DECEMBER 16, 1959

### REGULAR SEASON

	G	Min.	FG	FGA	Pct.	3FG	3FGA	PCT	FT	FTA	Pct.	Off.	Def.	Tot.	Ast.	PF	Dq.	Stl.	TO	Blk.	Pts.	Avg.	Hi
1988-89	74	1491	231	494	.468	0	1	.000	253	343	.738	81	189	270	58	130	0	30	103	65	715	9.7	29
1989-90	62	1421	306	550	.556	0	5	.000	176	240	.733	49	136	185	96	160	2	39	73	46	788	12.7	24
<b>TOT</b>	<b>136</b>	<b>2912</b>	<b>537</b>	<b>1044</b>	<b>.514</b>	<b>0</b>	<b>6</b>	<b>.000</b>	<b>429</b>	<b>583</b>	<b>.736</b>	<b>130</b>	<b>325</b>	<b>455</b>	<b>154</b>	<b>290</b>	<b>2</b>	<b>69</b>	<b>176</b>	<b>111</b>	<b>1503</b>	<b>11.1</b>	<b>-</b>

### PLAYOFFS

	G	Min.	FG	FGA	Pct.	3FG	3FGA	PCT	FT	FTA	Pct.	Off.	Def.	Tot.	Ast.	PF	Dq.	Stl.	TO	Blk.	Pts.	Avg.	Hi
1988-89	15	276	39	75	.520	0	0	-	44	62	.710	20	50	70	17	-	2	22	15	122	8.1	-	
1989-90	9	199	40	70	.571	0	1	.000	26	37	.703	6	17	23	10	-	8	11	8	106	11.8	-	
<b>TOT</b>	<b>24</b>	<b>475</b>	<b>79</b>	<b>145</b>	<b>.545</b>	<b>0</b>	<b>1</b>	<b>.000</b>	<b>70</b>	<b>99</b>	<b>.707</b>	<b>26</b>	<b>67</b>	<b>93</b>	<b>27</b>	<b>-</b>	<b>10</b>	<b>33</b>	<b>23</b>	<b>228</b>	<b>9.5</b>	<b>-</b>	



\* First African-American Player in Lakers History



# ALL-TIME ROSTER WITH STATISTICS

## METTA WORLD PEACE - 6-7, 260 - ST. JOHN'S

NOVEMBER 13, 1979

### REGULAR SEASON

	G	Min.	FG	FGA	Pct.	3FG	3FGA	PCT	FT	FTA	Pct.	Off.	Def.	Tot.	Ast.	PF	Do.	StL.	TO	Blk.	Pts.	Avg.	HI
2009-10	77	2605	306	740	.414	105	296	.355	128	186	.688	99	232	331	234	165	1	106	121	21	845	11.0	22
2010-11	82	2410	261	658	.397	83	233	.356	92	136	.676	100	167	267	175	181	1	124	90	36	697	8.5	24
2011-12	64	1720	183	465	.394	56	189	.296	71	115	.617	71	147	218	140	137	1	69	69	27	493	7.7	26
2012-13	75	2530	332	824	.403	141	412	.342	124	169	.734	101	271	372	112	198	4	122	98	42	929	12.4	24
<b>TOT</b>	<b>298</b>	<b>9265</b>	<b>1082</b>	<b>2687</b>	<b>.403</b>	<b>385</b>	<b>1130</b>	<b>.341</b>	<b>415</b>	<b>606</b>	<b>.685</b>	<b>371</b>	<b>817</b>	<b>1168</b>	<b>661</b>	<b>681</b>	<b>7</b>	<b>421</b>	<b>378</b>	<b>126</b>	<b>2964</b>	<b>9.9</b>	<b>-</b>

### PLAYOFFS

	G	Min.	FG	FGA	Pct.	3FG	3FGA	PCT	FT	FTA	Pct.	Off.	Def.	Tot.	Ast.	PF	Do.	StL.	TO	Blk.	Pts.	Avg.	HI
2009-10	23	839	101	254	.398	34	117	.291	22	38	.579	33	58	91	49	67	1	35	25	12	258	11.2	25
2010-11	9	287	35	79	.443	9	28	.321	16	21	.762	17	24	41	20	23	0	10	9	7	95	10.6	16
2011-12	6	236	22	60	.367	14	36	.389	12	16	.750	3	18	21	14	18	0	13	5	4	70	11.7	15
2012-13	3	84	7	28	.250	2	14	.143	2	2	1.000	6	5	11	5	5	0	2	3	1	18	6.0	13
<b>TOT</b>	<b>41</b>	<b>1446</b>	<b>165</b>	<b>421</b>	<b>.392</b>	<b>59</b>	<b>195</b>	<b>.303</b>	<b>52</b>	<b>77</b>	<b>.675</b>	<b>59</b>	<b>105</b>	<b>164</b>	<b>88</b>	<b>113</b>	<b>1</b>	<b>60</b>	<b>42</b>	<b>24</b>	<b>441</b>	<b>10.8</b>	<b>-</b>

## JAMES WORTHY - 6-9, 225 - NORTH CAROLINA

FEBRUARY 27, 1961

### REGULAR SEASON

	G	Min.	FG	FGA	Pct.	3FG	3FGA	PCT	FT	FTA	Pct.	Off.	Def.	Tot.	Ast.	PF	Do.	StL.	TO	Blk.	Pts.	Avg.	HI
1982-83	77	1970	447	772	.579	1	4	.250	138	221	.624	157	242	399	132	221	2	91	178	64	1033	13.4	28
1983-84	82	2415	495	890	.556	0	6	.000	195	257	.759	157	358	515	207	244	5	77	181	70	1185	14.5	37
1984-85	80	2696	610	1066	.572	0	7	.000	190	245	.776	169	342	511	201	196	0	87	198	67	1410	17.6	32
1985-86	75	2454	629	1086	.579	0	13	.000	242	314	.771	136	251	387	201	195	0	82	149	77	1500	20.0	37
1986-87	82	2819	651	1207	.539	0	13	.000	292	289	.751	158	308	466	226	206	0	108	168	83	1594	19.4	31
1987-88	75	2655	617	1161	.531	2	16	.125	242	304	.796	129	245	374	289	175	1	72	155	55	1478	19.7	38
1988-89	80	2960	702	1282	.548	2	23	.087	251	321	.782	169	320	489	288	175	0	108	182	56	1657	20.5	38
1989-90	81	2960	711	1298	.548	15	49	.306	248	317	.782	160	318	478	288	190	0	99	160	49	1685	21.1	35
1990-91	78	3008	716	1455	.492	26	90	.289	212	266	.797	107	249	356	275	117	0	104	127	35	1670	21.4	36
1991-92	54	2108	450	1007	.447	9	43	.209	166	204	.814	98	207	305	252	89	0	76	127	23	1075	19.9	37
1992-93	82	2359	510	1142	.447	30	111	.270	171	211	.810	73	174	247	278	87	0	92	137	27	1221	14.9	30
1993-94	80	1597	340	838	.406	32	111	.288	100	135	.741	48	133	181	154	80	0	45	97	18	812	10.2	31
<b>TOT</b>	<b>926</b>	<b>30001</b>	<b>6878</b>	<b>13204</b>	<b>.521</b>	<b>117</b>	<b>486</b>	<b>.241</b>	<b>2447</b>	<b>3184</b>	<b>.769</b>	<b>1561</b>	<b>3147</b>	<b>4708</b>	<b>2791</b>	<b>1975</b>	<b>8</b>	<b>1041</b>	<b>1859</b>	<b>624</b>	<b>16320</b>	<b>17.6</b>	<b>-</b>

### PLAYOFFS

	G	Min.	FG	FGA	Pct.	3FG	3FGA	PCT	FT	FTA	Pct.	Off.	Def.	Tot.	Ast.	PF	Do.	StL.	TO	Blk.	Pts.	Avg.	HI
1983-84	21	708	164	274	.599	1	2	.500	42	69	.609	36	69	105	56	-	-	27	39	11	371	17.7	-
1984-85	19	626	166	267	.622	1	2	.500	75	111	.676	35	61	96	41	-	-	17	26	13	408	21.5	-
1985-86	14	539	121	217	.558	0	4	.000	32	47	.681	22	43	65	45	-	-	16	36	10	274	19.6	-
1986-87	18	681	176	298	.591	0	2	.000	73	97	.753	31	70	101	63	-	-	28	40	22	425	23.6	-
1987-88	24	896	204	390	.523	1	9	.111	97	128	.758	53	86	139	106	-	-	33	55	19	506	21.1	-
1988-89	15	600	153	270	.567	3	8	.375	63	80	.788	37	64	101	42	-	-	18	33	16	372	24.8	-
1989-90	9	366	90	181	.497	2	8	.250	36	43	.837	11	39	50	27	-	-	14	22	3	218	24.2	-
1990-91	18	733	161	346	.465	4	24	.167	53	72	.736	25	48	73	70	-	-	19	40	2	379	21.1	-
1992-93	5	148	32	86	.372	2	8	.250	3	5	.600	7	10	17	13	-	-	5	7	0	69	13.8	-
<b>TOT</b>	<b>143</b>	<b>5297</b>	<b>1267</b>	<b>2329</b>	<b>.544</b>	<b>14</b>	<b>67</b>	<b>.209</b>	<b>474</b>	<b>652</b>	<b>.727</b>	<b>257</b>	<b>490</b>	<b>747</b>	<b>463</b>	<b>-</b>	<b>-</b>	<b>177</b>	<b>298</b>	<b>96</b>	<b>3022</b>	<b>21.1</b>	<b>-</b>

## WAYNE YATES - 6-8, 235 - MEMPHIS STATE

NOVEMBER 7, 1937

### REGULAR SEASON

	G	Min.	FG	FGA	Pct.	3FG	3FGA	PCT	FT	FTA	Pct.	Off.	Def.	Tot.	Ast.	PF	Do.	StL.	TO	Blk.	Pts.	Avg.	HI
1961-62	37	263	31	105	.295	-	-	-	10	22	.455	-	-	94	16	72	1	-	-	-	72	1.9	-

### PLAYOFFS

	G	Min.	FG	FGA	Pct.	3FG	3FGA	PCT	FT	FTA	Pct.	Off.	Def.	Tot.	Ast.	PF	Do.	StL.	TO	Blk.	Pts.	Avg.	HI
1961-62	4	12	3	8	.375	-	-	-	1	2	.500	-	-	5	1	-	-	-	-	-	7	1.8	-

## NICK YOUNG - 6-7, 210 - USC

JUNE 1, 1935

### REGULAR SEASON

	G	Min.	FG	FGA	Pct.	3FG	3FGA	PCT	FT	FTA	Pct.	Off.	Def.	Tot.	Ast.	PF	Do.	StL.	TO	Blk.	Pts.	Avg.	HI
2013-14	64	1810	387	889	.435	135	350	.386	235	285	.825	29	137	166	95	156	2	46	95	12	1144	17.9	41
2014-15	42	1000	174	476	.366	83	225	.369	132	148	.892	17	79	96	41	83	0	23	44	11	563	13.4	29
<b>TOT</b>	<b>106</b>	<b>2810</b>	<b>561</b>	<b>1365</b>	<b>.411</b>	<b>218</b>	<b>575</b>	<b>.379</b>	<b>367</b>	<b>433</b>	<b>.848</b>	<b>46</b>	<b>216</b>	<b>262</b>	<b>136</b>	<b>239</b>	<b>2</b>	<b>69</b>	<b>139</b>	<b>23</b>	<b>1707</b>	<b>16.1</b>	<b>-</b>





## PLAYOFF RECORDS

- 274** | Year-by-Year Results
- 275** | All-Time Playoff W/L Records
- 275** | Margin of Victory / Defeat
- 275** | Head-to-Head vs. Opponents
- 276** | Career Leaders
- 277** | All-Time Single-Game Highs
- 278** | Lakers Individual Records
- 279** | All-Time Highs / Lows
- 280** | Opponent Individual Records
- 281** | Opp. All-Time Highs / Lows
- 282** | Playoff Triple-Doubles
- 283** | All-Time Playoff Scores



# YEAR-BY-YEAR PLAYOFF RESULTS

† Three Rounds: 1949, 1951-74 / Four Rounds: 1950, 1975-present)

## MINNEAPOLIS

Year	FIRST ROUND		DIVISION SEMIFINALS		DIVISION FINALS		NBA FINALS	
	Opponent	W-L	Opponent	W-L	Opponent	W-L	Opponent	W-L
1949	--	--	Chicago	2-0	Rochester	2-0	Washington	4-2
1950	Chicago	2-0 <sup>A</sup>	Fort Wayne	2-0 <sup>A</sup>	Anderson	2-0 <sup>A</sup>	Syracuse	4-2
1951	--	--	Indianapolis	2-1	Rochester	1-3	--	--
1952	--	--	Indianapolis	2-0	Rochester	3-1	New York	4-3
1953	--	--	Indianapolis	2-0	Fort Wayne	3-2	New York	4-1
1954	--	--	Rochester	1-0*	Rochester	2-1	Syracuse	4-3
1955	--	--	Fort Wayne	2-0*	--	--	--	--
1956	--	--	Rochester	2-1	Fort Wayne	1-3	--	--
1957	--	--	St. Louis	1-2	--	--	--	--
1958	--	--	Fort Wayne	2-0	St. Louis	0-3	--	--
1959	--	--	--	--	--	--	Boston	0-4
1960	--	--	Detroit	2-1	St. Louis	4-2	--	--
			Detroit	2-0	St. Louis	3-4	--	--
<b>Totals</b>		<b>2-0</b>		<b>22-5</b>		<b>21-19</b>		<b>20-15</b>
<b>(MIN only)</b>		<b>(1.000)</b>		<b>(.815)</b>		<b>(.525)</b>		<b>(.571)</b>

## LOS ANGELES

Year	FIRST ROUND		DIV./CONF. SEMIFINALS		DIV./CONF. FINALS		NBA FINALS	
	Opponent	W-L	Opponent	W-L	Opponent	W-L	Opponent	W-L
1961	--	--	Detroit	3-2	St. Louis	3-4	--	--
1962	--	--	Bye	--	Detroit	4-2	Boston	3-4
1963	--	--	Bye	--	St. Louis	4-3	Boston	2-4
1964	--	--	St. Louis	2-3	--	--	--	--
1965	--	--	Bye	--	Baltimore	4-2	Boston	1-4
1966	--	--	Bye	--	St. Louis	4-3	Boston	3-4
1967	--	--	San Francisco	0-3	--	--	--	--
1968	--	--	Chicago	4-1	San Francisco	4-0	Boston	2-4
1969	--	--	San Francisco	4-2	Atlanta	4-1	Boston	3-4
1970	--	--	Phoenix	4-3	Atlanta	4-0	New York	3-4
1971	--	--	Chicago	4-3	Milwaukee	1-4	--	--
1972	--	--	Chicago	4-0	Milwaukee	4-2	New York	4-1
1973	--	--	Chicago	4-3	Golden State	4-1	New York	1-4
1974	--	--	Milwaukee	1-4	--	--	--	--
1975	--	--	--	--	--	--	--	--
1976	--	--	--	--	--	--	--	--
1977	Bye	--	Golden State	4-3	Portland	0-4	--	--
1978	Seattle	1-2	--	--	--	--	--	--
1979	Denver	2-1	Seattle	1-4	--	--	--	--
1980	Bye	--	Phoenix	4-1	Seattle	4-1	Philadelphia	4-2
1981	Houston	1-2	--	--	--	--	--	--
1982	Bye	--	Phoenix	4-0	San Antonio	4-0	Philadelphia	4-2
1983	Bye	--	Portland	4-1	San Antonio	4-2	Philadelphia	0-4
1984	Kansas City	3-0	Dallas	4-1	Phoenix	4-2	Boston	3-4
1985	Phoenix	3-0	Portland	4-1	Denver	4-1	Boston	4-2
1986	San Antonio	3-0	Dallas	4-2	Houston	1-4	--	--
1987	Denver	3-0	Golden State	4-1	Seattle	4-0	Boston	4-2
1988	San Antonio	3-0	Utah	4-3	Dallas	4-3	Detroit	4-3
1989	Portland	3-0	Seattle	4-0	Phoenix	4-0	Detroit	0-4
1990	Houston	3-1	Phoenix	1-4	--	--	--	--
1991	Houston	3-0	Golden State	4-1	Portland	4-2	Chicago	1-4
1992	Portland	1-3	--	--	--	--	--	--
1993	Phoenix	2-3	--	--	--	--	--	--
1994	--	--	--	--	--	--	--	--
1995	Seattle	3-1	San Antonio	2-4	--	--	--	--
1996	Houston	1-3	--	--	--	--	--	--
1997	Portland	3-1	Utah	1-4	--	--	--	--
1998	Portland	3-1	Seattle	4-1	Utah	0-4	--	--
1999	Houston	3-1	San Antonio	0-4	--	--	--	--
2000	Sacramento	3-2	Phoenix	4-1	Portland	4-3	Indiana	4-2
2001	Portland	3-0	Sacramento	4-0	San Antonio	4-0	Philadelphia	4-1
2002	Portland	3-0	San Antonio	4-1	Sacramento	4-3	New Jersey	4-0
2003	Minnesota	4-2	San Antonio	2-4	--	--	--	--
2004	Houston	4-1	San Antonio	4-2	Minnesota	4-2	Detroit	1-4
2005	--	--	--	--	--	--	--	--
2006	Phoenix	3-4	--	--	--	--	--	--
2007	Phoenix	1-4	--	--	--	--	--	--
2008	Denver	4-0	Utah	4-2	San Antonio	4-1	Boston	2-4
2009	Utah	4-1	Houston	4-3	Denver	4-2	Orlando	4-1
2010	Oklahoma City	4-2	Utah	4-0	Phoenix	4-2	Boston	4-3
2011	New Orleans	4-2	Dallas	0-4	--	--	--	--
2012	Denver	4-3	Oklahoma City	1-4	--	--	--	--
2013	San Antonio	0-4	--	--	--	--	--	--
2014	--	--	--	--	--	--	--	--
2015	--	--	--	--	--	--	--	--
<b>Totals</b>		<b>85-44</b>		<b>114-80</b>		<b>105-58</b>		<b>69-75</b>
<b>(LA Only)</b>		<b>(.659)</b>		<b>(.588)</b>		<b>(.644)</b>		<b>(.479)</b>

<sup>A</sup>1950 Format: Div. Semis, Div. Finals, NBA Semis, NBA Finals / \*Round Robin; Winners Advance to Div. Finals



# LAKERS ALL-TIME PLAYOFF RECORDS



## ALL-TIME BEST PLAYOFF RECORDS\*

	W	L	PCT
<b>Los Angeles Lakers</b>	<b>438</b>	<b>296</b>	<b>.597</b>
Boston Celtics	344	257	.572
Miami Heat	116	89	.566
San Antonio Spurs	204	161	.559
Chicago Bulls	184	154	.544
Detroit Pistons	188	174	.519
Philadelphia 76ers	216	205	.513
Indiana Pacers	109	106	.507
Oklahoma City Thunder	146	144	.503
New York Knickerbockers	186	189	.496

## ALL-TIME BEST HOME PLAYOFF RECORDS\*

	W	L	PCT
<b>Los Angeles Lakers</b>	<b>286</b>	<b>96</b>	<b>.749</b>
Boston Celtics	230	89	.721
Miami Heat	78	30	.722
Chicago Bulls	121	49	.712
San Antonio Spurs	126	57	.689
Utah Jazz	85	38	.691
Detroit Pistons	123	57	.683
Oklahoma City Thunder	102	48	.680
Portland Trail Blazers	76	37	.673
New York Knickerbockers	124	61	.670

## ALL-TIME BEST ROAD PLAYOFF RECORDS\*

	W	L	PCT
<b>Los Angeles Lakers</b>	<b>152</b>	<b>200</b>	<b>.432</b>
San Antonio Spurs	78	104	.429
Boston Celtics	114	168	.404
Miami Heat	38	59	.392
Chicago Bulls	63	105	.375
Indiana Pacers	41	69	.373
Brooklyn Nets	27	47	.365
Philadelphia 76ers	78	137	.363
Phoenix Suns	49	87	.360
Houston Rockets	48	86	.358

## LARGEST MARGIN OF VICTORY

Date	Opponent	Score	Margin
3/19/56	vs. St. Louis	133-75	58
4/21/73	at Golden State	126-70	56
4/17/86	vs. San Antonio	135-88	47
5/22/85	vs. Denver	153-109	44
4/28/84	vs. Dallas	134-91	43
5/12/09	vs. Houston	118-78	40
4/5/69	at San Francisco	118-78	40
5/25/01	vs. San Antonio	111-72	39
4/29/87	vs. Denver	140-103	37
4/9/70	vs. Phoenix	129-94	35
4/23/87	vs. Denver	128-95	33
6/3/84	vs. Boston	137-104	33

## LARGEST MARGIN OF DEFEAT

Date	Opponent	Score	Margin
6/17/08	at Boston	92-131	39
5/8/11	at Dallas	86-122	38
5/16/98	at Utah	77-112	35
5/27/85	at Boston	114-148	34
3/21/59	at St. Louis	90-124	34
6/16/00	at Indiana	87-120	33
6/6/82	at Philadelphia	102-135	33
4/25/65	at Boston	96-129	33
4/18/65	at Boston	110-142	32
4/26/13	vs. San Antonio	89-120	31
5/6/06	at Phoenix	90-121	31
3/24/59	at St. Louis	97-127	30

## HEAD-TO-HEAD PLAYOFF RESULTS VS. OPPONENTS

Team	G	Record	Series	Team	G	Record	Series	Team	G	Record	Series
Anderson Packers <sup>^</sup>	2	2-0	1-0	Golden State	35	24-11	6-1	Orlando	5	4-1	1-0
Atlanta	54	29-25	5-5	(San Francisco)	11	8-3	2-1	Philadelphia	34	20-14	5-1
(St. Louis)	45	21-24	3-5	(Golden State)	24	16-8	4-0	(Syracuse)	13	8-5	2-0
(Atlanta)	9	8-1	2-0	Houston	35	20-15	5-3	(Philadelphia)	21	12-9	3-1
Boston	74	31-43	3-9	Indiana	6	4-2	1-0	Phoenix	62	38-24	8-4
Brooklyn	4	4-0	1-0	Indianapolis <sup>^</sup>	7	6-1	3-0	Portland	48	32-16	9-2
Charlotte	0	-	-	LA Clippers	0	-	-	Sacramento	36	25-11	8-1
Chicago	28	17-11	4-1	Memphis	0	-	-	(Rochester)	17	11-6	4-1
Chicago Stags <sup>^</sup>	4	4-0	2-0	Miami	0	-	-	(Kansas City)	3	3-0	1-0
Cleveland	0	-	-	Milwaukee	16	6-10	1-2	(Sacramento)	16	11-5	3-0
Dallas	22	12-10	3-1	Minnesota	12	8-4	2-0	San Antonio	56	34-22	8-4
Denver	28	21-7	6-0	New Orleans	6	4-2	1-0	Toronto	0	-	-
Detroit	47	26-21	9-3	New York	29	16-13	3-2	Utah	31	17-14	4-2
(Ft. Wayne)	15	10-5	4-1	Oklahoma City	41	26-15	6-3	Washington	6	4-2	1-0
(Detroit)	32	16-16	5-2	(Seattle)	30	21-9	5-2	Wash. Capitals <sup>^</sup>	6	4-2	1-0
				(Oklahoma City)	11	5-6	1-1	<b>TOTALS</b>	<b>734</b>	<b>438-296</b>	<b>107-44</b>
										<b>(.597)</b>	<b>(.709)</b>

\* Minimum 20 Games; <sup>^</sup>Defunct Franchise



# LAKERS PLAYOFF CAREER LEADERS

## POINTS

Kobe Bryant	5,640
Jerry West	4,457
Kareem Abdul-Jabbar	4,070
Earvin Johnson	3,701
Elgin Baylor	3,623
Shaquille O'Neal	3,383
James Worthy	3,022
Byron Scott	2,223
Derek Fisher	1,700
George Mikan	1,680

## FIELD GOALS MADE

Kobe Bryant	2,014
Kareem Abdul-Jabbar	1,643
Jerry West	1,622
Elgin Baylor	1,388
Shaquille O'Neal	1,309
Earvin Johnson	1,291
James Worthy	1,267
Byron Scott	864
Pau Gasol	600
Michael Cooper / Derek Fisher	582

## 3-PT FG MADE

Kobe Bryant	292
Derek Fisher	219
Michael Cooper	124
Byron Scott	116
Robert Horry	83
Rick Fox	82
Sasha Vujacic	63
Nick Van Exel	60
Metta World Peace	59
Devean George	52

## FREE THROWS MADE

Kobe Bryant	1,320
Jerry West	1,213
Earvin Johnson	1,068
Elgin Baylor	847
Kareem Abdul-Jabbar	784
Shaquille O'Neal	765
George Mikan	554
James Worthy	474
Byron Scott	379
Pau Gasol	358

## REBOUNDS

Wilt Chamberlain	1,783
Elgin Baylor	1,725
Shaquille O'Neal	1,630
Kareem Abdul-Jabbar	1,525
Earvin Johnson	1,465
Kobe Bryant	1,119
Pau Gasol	937
A.C. Green	858
Jerry West	855
Lamar Odum	824

## ASSISTS

Earvin Johnson	2,346*
Kobe Bryant	1,040
Jerry West	970
Michael Cooper	703
Elgin Baylor	541
Kareem Abdul-Jabbar	540
Derek Fisher	507
Norm Nixon	465
James Worthy	463
Shaquille O'Neal	360

## GAMES

Kobe Bryant	220
Derek Fisher	193
Earvin Johnson	190
Kareem Abdul-Jabbar	180
Michael Cooper	168
Jerry West	153
Byron Scott	150
James Worthy	143
Elgin Baylor	134
A.C. Green	126

## FIELD GOALS ATTEMPTED

Kobe Bryant	4,499*
Jerry West	3,460
Elgin Baylor	3,151
Kareem Abdul-Jabbar	3,024
Earvin Johnson	2,552
Shaquille O'Neal	2,352
James Worthy	2,329
Byron Scott	1,747
George Mikan	1,394
Derek Fisher	1,358

## 3-PT FG ATTEMPTED

Kobe Bryant	882*
Derek Fisher	543
Michael Cooper	316
Byron Scott	286
Robert Horry	263
Rick Fox	230
Earvin Johnson	212
Nick Van Exel	196
Metta World Peace	195
Sasha Vujacic	164

## FREE THROWS ATTEMPTED

Kobe Bryant	1,617
Jerry West	1,507
Shaquille O'Neal	1,472
Earvin Johnson	1,274
Elgin Baylor	1,101
Kareem Abdul-Jabbar	1,037
George Mikan	705
Wilt Chamberlain	667
James Worthy	652
Pau Gasol	487

## DEFENSIVE REBOUNDS

Earvin Johnson	1,116
Kareem Abdul-Jabbar	1,087
Shaquille O'Neal	1,069
Kobe Bryant	889
Pau Gasol	645
Lamar Odum	605
A.C. Green	542
James Worthy	490
Kurt Rambis	438
Robert Horry	425

## OFFENSIVE REBOUNDS

Shaquille O'Neal	561
Kareem Abdul-Jabbar	438
Earvin Johnson	349
A.C. Green	316
Pau Gasol	292
James Worthy	257
Kobe Bryant	230
Lamar Odum	219
Kurt Rambis	189
Robert Horry	183

## STEALS

Earvin Johnson	358
Kobe Bryant	310
Derek Fisher	219
Byron Scott	204
Michael Cooper	203
James Worthy	177
Kareem Abdul-Jabbar	169
Robert Horry	120
Norm Nixon	89
Jamaal Wilkes	83

## BLOCKED SHOTS

Kareem Abdul-Jabbar	437
Shaquille O'Neal	310
Pau Gasol	178
Kobe Bryant	144
Andrew Bynum	110
Lamar Odum	97
Michael Cooper	96
James Worthy	96
Elden Campbell	90
Robert Horry	90

## MINUTES PLAYED

Kobe Bryant	8,641
Earvin Johnson	7,538
Kareem Abdul-Jabbar	6,646
Jerry West	6,321
Elgin Baylor	5,510
Derek Fisher	5,406
James Worthy	5,297
Shaquille O'Neal	4,992
Byron Scott	4,828
Michael Cooper	4,744

## FIELD GOAL % (MIN. 150 FGM)

Kurt Rambis	258-436	.592
Shaquille O'Neal	1309-2352	.557
James Worthy	1267-2329	.544
Kareem Abdul-Jabbar	1643-3024	.543
Mike McGee	184-341	.540
Wilt Chamberlain	483-909	.531
Pau Gasol	600-1155	.519
Vlade Divac	253-490	.516
Bob McAdoo	340-671	.507
Earvin Johnson	1291-2552	.506

## 3-PT FG % (MIN. 35 3FGM)

Trevor Ariza	41-88	.465
Eddie Jones	51-118	.432
Byron Scott	116-286	.406
Derek Fisher	219-543	.403
Glen Rice	38-95	.400

## FT % (MIN. 100 FTM)

Earvin Johnson	1068-1274	.838
Michael Cooper	293-355	.825
Byron Scott	379-463	.819
Kobe Bryant	1320-1617	.816
Gail Goodrich	336-412	.816

## SCORING AVERAGE (20 GAMES OR 300 PTS.)

Jerry West	29.1
Shaquille O'Neal	27.7
Elgin Baylor	27.0
Kobe Bryant	25.6
George Mikan	24.0
Kareem Abdul-Jabbar	22.7
James Worthy	21.1
Earvin Johnson	19.5
Jim McMillian	18.4
Gail Goodrich	17.9





## LAKERS ALL-TIME SINGLE GAME HIGHS

### POINTS

Elgin Baylor	@ BOS	4/14/62	61
Jerry West	vs. BOS	4/23/69	53
Jerry West	vs. BAL	4/5/65	52
Kobe Bryant	vs. PHX	5/4/06	50
Kobe Bryant	vs. DEN	4/23/08	49
Jerry West	vs. BAL	4/3/65	49
Elgin Baylor	vs. DET	3/15/61	49
Kobe Bryant	@ SAC	5/13/01	48
Jerry West	@ BAL	4/9/65	48
Elgin Baylor	@ STL	3/27/61	47
Elgin Baylor	@ DET	3/18/61	47

### FIELD GOALS MADE

Elgin Baylor	@ BOS	4/14/62	22-46
Jerry West	vs. BOS	4/23/69	21-41
Shaquille O'Neal	vs. SAC	4/23/00	21-33
Shaquille O'Neal	vs. IND	6/7/00	21-31
Jerry West	@ BAL	4/9/65	20-43
Wilt Chamberlain	vs. NYK	5/6/70	20-27
Kobe Bryant	vs. PHX	5/4/06	20-35
Jerry West	vs. BOS	4/22/66	19-31
Gail Goodrich	vs. GSW	4/25/73	19-26
Kareem Abdul-Jabbar	vs. PHI	5/7/80	19-31
Shaquille O'Neal	vs. IND	6/19/00	19-32
Kobe Bryant	@ SAS	5/19/01	19-35

### FREE THROWS MADE

Kobe Bryant	vs. UTA	5/4/08	21-23
Jerry West	@ DET	4/3/62	20-23
Jerry West	vs. BAL	4/5/65	20-21
Earvin Johnson	vs. GSW	5/8/91	20-22
Jerry West	vs. BAL	4/3/65	19-21

### REBOUNDS

Wilt Chamberlain	vs. CHI	4/4/71	33
Wilt Chamberlain	vs. BOS	4/29/69	31
Wilt Chamberlain	vs. BOS	5/1/69	31
Wilt Chamberlain	vs. CHI	4/1/71	31
Wilt Chamberlain	vs. SFW	3/26/69	30

### ASSISTS

Earvin Johnson	vs. PHX	5/15/84	24
Earvin Johnson	@ POR	5/3/85	23
Earvin Johnson	vs. BOS	6/3/84	21
Earvin Johnson	vs. HOU	4/27/91	21
Earvin Johnson	@ POR	5/18/91	21
Earvin Johnson	@ HOU	5/16/86	20
Earvin Johnson	vs. BOS	6/4/87	20
Earvin Johnson	vs. DAL	5/31/88	20
Earvin Johnson	@ PHX	5/28/89	20
Earvin Johnson	vs. CHI	6/12/91	20

### STEALS

Earvin Johnson	vs. POR	4/24/83	7
Byron Scott	@ GSW	5/10/91	7

## BLOCKED SHOTS

Andrew Bynum	vs. DEN	4/29/12	10*
Kareem Abdul-Jabbar	vs. GSW	4/22/77	9
Kareem Abdul-Jabbar	@ POR	5/10/77	8
Kareem Abdul-Jabbar	@ POR	5/1/83	8
Kareem Abdul-Jabbar	vs. PHI	5/29/83	8
Shaquille O'Neal	@ SEA	5/12/98	8
Shaquille O'Neal	vs. PHI	6/8/01	8
Shaquille O'Neal	vs. SAS	5/9/04	8
Kareem Abdul-Jabbar	vs. DEN	4/10/79	7
Kareem Abdul-Jabbar	vs. SEA	4/18/79	7
Andrew Bynum	vs. BOS	6/6/10	7

## OPPONENT ALL-TIME SINGLE GAME HIGHS

### POINTS

Eric Floyd	@ GSW	5/10/87	51
Allen Iverson	vs. PHI	6/6/01	48

### FIELD GOALS MADE

Xavier McDaniel	@ SEA	5/23/87	20-29
Mark Aguirre	@ DAL	5/4/86	19-30

### FREE THROWS MADE

Tim Duncan	vs. SAS	5/22/99	19-23
------------	---------	---------	-------

### REBOUNDS

Bill Russell	@ BOS	4/18/62	40
Bill Russell	@ BOS	4/16/63	38

### ASSISTS

John Stockton	vs. UTA	5/17/88	24
Steve Nash	vs. PHX	4/29/07	23
John Stockton	vs. UTA	5/21/88	20
Tim Hardaway	vs. GSW	5/14/91	20
Bob Cousy	vs. BOS	4/7/59	19
Walt Frazier	@ NYK	5/8/70	19

### STEALS

Lionel Hollins	vs. POR	5/8/77	8
Tim Hardaway	vs. GSW	5/8/91	8
Derek Harper	vs. DAL	4/30/86	7

## BLOCKED SHOTS

Hakeem Olajuwon	vs. HOU	4/29/90	10*
Dwight Howard	@ ORL	6/11/09	9
Greg Ostertag	@ UTA	5/12/97	9





## LAKERS INDIVIDUAL PLAYOFF RECORDS

### POINTS

Game	61	Elgin Baylor	@ BOS	4/14/62
Half	33	Elgin Baylor	@ BOS	4/14/62
Quarter	22	Elgin Baylor	vs. DET	3/15/61

### FIELD GOAL % (MIN. 8 FGM)

Game	1.000*	Wilt Chamberlain	@ ATL (9-9)	4/17/69
Half	n/a	-	-	-
Quarter	n/a	-	-	-

### FIELD GOALS MADE

Game	22	Elgin Baylor	@ BOS	4/14/62
Half	12	Kobe Bryant	@ MIN	4/20/03
	12	Elgin Baylor	@ BOS	4/14/62
Quarter	10	Gail Goodrich	vs. GSW	4/25/73

### FIELD GOALS ATTEMPTED

Game	46	Elgin Baylor	@ BOS	4/14/62
Half	25*	Elgin Baylor	@ BOS	4/14/62
Quarter	13	Kobe Bryant	@ SAS	5/13/03
	13	Mike McGee	vs. DEN	5/22/85
	13	Gail Goodrich	vs. GSW	4/25/73
	13	Elgin Baylor	@ BOS	4/14/62

### 3-PT FIELD GOALS MADE

Game	7	Robert Horry	@ UTA	5/6/97
Half	7	Nick Van Exel	vs. SEA	5/4/95
Quarter	n/a	-	-	-

### 3-PT FIELD GOALS ATTEMPTED

Game	13	Nick Van Exel	vs. SEA	5/4/95
Half	11*	Kobe Bryant	@ SAS	5/13/03
Quarter	n/a	-	-	-

### 3-PT FIELD GOAL % (MIN. 5 ATT.)

Game	1.000*	Robert Horry (7-7)	@ UTA	5/6/97
	1.000	Byron Scott (5-5)	vs. GSW	5/5/91

### FT MADE WITHOUT A MISS

Game	18	Kobe Bryant	vs. OKC	5/18/12
Half	14	Jerry West	vs. BAL	4/5/65
Quarter	11	Larry Spriggs	vs. DAL	4/28/84

### FREE THROWS MADE

Game	21	Kobe Bryant	vs. UTA	5/4/08
Half	19*	Earvin Johnson	vs. GSW	5/8/91
Quarter	12	Shaquille O'Neal	vs. POR	5/20/00

### FREE THROWS ATTEMPTED

Game	39*	Shaquille O'Neal	vs. IND	6/9/00
Half	27*	Shaquille O'Neal	vs. POR	5/20/00
Quarter	25*	Shaquille O'Neal	vs. POR	5/20/00

### REBOUNDS

Game	33	Wilt Chamberlain	vs. CHI	4/4/71
Half	19	Wilt Chamberlain	vs. CHI	4/19/71
Quarter	n/a	-	-	-

### OFFENSIVE REBOUNDS

Game	11	Pau Gasol	vs. DEN	5/12/12
	11	Shaquille O'Neal	vs. SAC	5/6/01

### DEFENSIVE REBOUNDS

Game	19	Shaquille O'Neal	vs. IND	6/9/00
------	----	------------------	---------	--------

### ASSISTS

Game	24*	Earvin Johnson	vs. PHX	5/15/94
Half	15*	Earvin Johnson	@ POR	5/3/85
Quarter	10	Earvin Johnson	@ POR	5/18/91
	10	Earvin Johnson	vs. HOU	4/27/91
	10	Earvin Johnson	vs. DEN	5/22/85

### STEALS

Game	7	Earvin Johnson	vs. POR	4/24/83
Half	7	Byron Scott	@ GSW	5/10/91
Quarter	6	Byron Scott	@ GSW	5/10/91
	4	Kobe Bryant	vs. BOS	6/6/10

### BLOCKED SHOTS

Game	10*	Andrew Bynum	vs. DEN	4/29/12
Half	n/a	-	-	-
Quarter	n/a	-	-	-





# LAKERS ALL-TIME PLAYOFF HIGHS / LOWS



(Records for fewest/lowest exclude games & seasons before introduction of shot clock in 1954-55)

## CONSECUTIVE WINS

Overall	13*		1988-89
One Season	11		1989, 2001
At Home	14	Minneapolis	1949-51
	13	Los Angeles	1987-88
On the Road	12*	Los Angeles	2000-02

## MOST POINTS

Game	153	vs. DEN	5/22/85
Half	82	vs. DEN	4/23/87
Quarter	51*	vs. DET	3/31/62
OT Period	22*	vs. NYK	5/1/70

## MOST FG MADE

Game	67*	vs. DEN	5/22/85
------	-----	---------	---------

## MOST FG ATTEMPTED

Game	116	twice, last vs. DEN	5/22/85
------	-----	---------------------	---------

## HIGHEST FG %

Game	.663	vs. SAS (57-86)	4/17/86
------	------	-----------------	---------

## MOST 3-PT FG MADE

Game	13	@ UTA	5/8/10
------	----	-------	--------

## MOST 3-PT FG ATTEMPTED

Game	32	@ PHX	5/23/10
Half	26*	vs. SAC	5/24/02

## HIGHEST 3-PT FG %

Game	1.000	vs. DEN (4-4)	5/11/85
------	-------	---------------	---------

## MOST FT MADE

Game	49	vs. DEN	4/25/87
	49	vs. STL	3/21/56

## MOST FT ATTEMPTED

Game	68	vs. ATL	4/12/70
	68	vs. STL	3/21/56

## HIGHEST FT %

Game	1.000	@ DEN (24-24)	5/29/09
	1.000	@ BOS (10-10)	6/8/08
	.976	vs. OKC (41-42)	5/18/12

## MOST REBOUNDS

Game	81	vs. STL	3/24/61
------	----	---------	---------

## MOST OFFENSIVE REBOUNDS

Game	28	vs. SEA	4/14/78
------	----	---------	---------

## MOST DEFENSIVE REBOUNDS

Game	45	@ DEN	4/29/87
------	----	-------	---------

## MOST ASSISTS

Game	44	several times, last vs. BOS	6/4/87
------	----	-----------------------------	--------

## MOST PERSONAL FOULS

Game	42	twice, last vs. STL	3/17/56
------	----	---------------------	---------

## MOST STEALS

Game	19	vs. GSW	5/4/77
	19	vs. GSW	4/19/77

## MOST BLOCKED SHOTS

Game	15	vs. DEN	4/29/12
------	----	---------	---------

## MOST TURNOVERS

Game	28	@ POR	5/5/85
------	----	-------	--------

## CONSECUTIVE LOSSES

Overall	6	1973-74, 1991-92, 2012-13
One Season	4	1977, 1983, 1989, 1998, 1999
		2011, 2013
At Home	4	1983
On the Road	14	1973-74, 1977-79

## FEWEST POINTS

Game	68	@ DET	6/10/04
Half	28	@ MIL	4/7/74
Quarter	8	vs. POR	5/22/00
OT Period	0	@ FTW	3/22/55
	4	@ UTA	5/12/97

## FEWEST FG MADE

Game	25	@ MIN	5/23/04
	25	vs. HOU	4/17/04

## FEWEST FG ATTEMPTED

Game	62	vs. POR	4/27/97
------	----	---------	---------

## LOWEST FG %

Game	.272	vs. MIL (28-103)	4/9/72
------	------	------------------	--------

## FEWEST 3-PT FG MADE

Game	0	several times, last vs. SAC	5/8/01
------	---	-----------------------------	--------

## FEWEST 3-PT FG ATTEMPTED

Game	0	several times, last @ CKC	4/22/84
------	---	---------------------------	---------

## LOWEST 3-PT FG %

Game	.000	several times, last vs. SAC	5/8/01
------	------	-----------------------------	--------

## FEWEST FT MADE

Game	3	@ PHI	5/26/83
------	---	-------	---------

## FEWEST FT ATTEMPTED

Game	5	@ PHI	5/26/83
------	---	-------	---------

## LOWEST FT %

Game	.389	@ SAS (7-18)	5/5/04
------	------	--------------	--------

## FEWEST REBOUNDS

Game	27	@ ORL	6/9/09
------	----	-------	--------

## FEWEST OFFENSIVE REBOUNDS

Game	2	@ BOS	6/17/08
------	---	-------	---------

## FEWEST DEFENSIVE REBOUNDS

Game	16	@ ORL	6/9/09
------	----	-------	--------

## FEWEST ASSISTS

Game	7	@ PHX	5/2/07
	7	vs. STL	3/21/59

## FEWEST PERSONAL FOULS

Game	12	vs. DAL	5/2/11
	12	@ PHX	5/25/10
	12	@ GSW	4/21/73

## FEWEST TURNOVERS

Game	5	@ HOU	4/23/04
	5	vs. IND	6/19/00



\* Denotes NBA Record



# OPPONENT INDIVIDUAL PLAYOFF RECORDS

## POINTS

Game	51	Sleepy Floyd	@ GSW	5/10/87
Half	39	Sleepy Floyd	@ GSW	5/10/87
Quarter	29	Sleepy Floyd	@ GSW	5/10/87

## MOST FG MADE WITHOUT A MISS

Game	11	Scott Wedman	@ BOS	5/27/85
------	----	--------------	-------	---------

## FG MADE

Game	20	Xavier McDaniel	@ SEA	5/23/87
Half	15	Sleepy Floyd	@ GSW	5/10/87
Quarter	12	Sleepy Floyd	@ GSW	5/10/87

## FG ATTEMPTED

Game	41	Allen Iverson	vs. PHI	6/6/01
------	----	---------------	---------	--------

## 3-PT FG MADE WITHOUT A MISS

Game	6	Peja Stojakovic	vs. DAL	5/8/11
------	---	-----------------	---------	--------

## 3-PT FG MADE

Game	9	Jason Terry	@ DAL	5/8/11
Half	7	Ray Allen	vs. BOS	6/6/10
Quarter	5	Jason Terry	@ DAL	5/8/11
	5	Ray Allen	vs. BOS	6/6/10

## 3-PT FG ATTEMPTED

Game	13	Vernon Maxwell	vs. HOU	4/27/91
Half	8	Al Harrington	vs. DEN	5/12/12
	8	Ray Allen	vs. BOS	6/6/10
	8	Channing Frye	vs. PHX	5/27/10
	8	Rashard Lewis	@ ORL	6/14/09
	8	Leandro Barbosa	vs. PHX	4/26/07
	8	Vernon Maxwell	vs. HOU	4/27/91
Quarter	6	Al Harrington	vs. DEN	5/12/12
	6	Jason Terry	@ DAL	5/8/11
	6	Ray Allen	vs. BOS	6/6/10
	6	Rashard Lewis	vs. ORL	6/7/09
	6	Leandro Barbosa	vs. PHX	4/26/07
	6	Jaren Jackson	vs. SAS	5/23/99
	6	Sam Mack	vs. HOU	5/11/99
	6	Robert Horry	@ HOU	5/2/96
	6	Terry Porter	vs. POR	4/29/92
	6	Vernon Maxwell	vs. HOU	4/27/91

## FT MADE WITHOUT A MISS

Game	18	Karl Malone	vs. UTA	5/10/97
Half	12	George Gervin	vs. SAS	5/9/82

## FT MADE

Game	19	Tim Duncan	vs. SAS	5/22/99
Half	12	George Gervin	vs. SAS	5/9/82

## FT ATTEMPTED

Game	23	Tim Duncan	vs. SAS	5/22/99
Half	15	Amare Stoudemire	@ PHX	5/2/07
Quarter	11	Carl Landry	vs. HOU	5/6/09

## OFFENSIVE REBOUNDS

Game	12	Larry Smith	vs. GSW	5/12/87
Half	10	Larry Smith	vs. GSW	5/12/87
Quarter	6	Roy Tarpley	@ DAL	5/27/88

## DEFENSIVE REBOUNDS

Game	20*	Tim Duncan	vs. SAS	5/14/02
Half	13	Carlos Boozer	@ UTA	4/23/09
	13	Tim Duncan	vs. SAS	5/14/02
Quarter	9	Tim Duncan	vs. SAS	5/5/02
	9	James Donaldson	@ DAL	5/8/86

## REBOUNDS

Game	40	Bill Russell	@ BOS (OT)	4/18/62
Half	n/a	-	-	-
Quarter	19*	Bill Russell	@ BOS (OT)	4/18/62

## ASSISTS

Game	24*	John Stockton	vs. UTA	5/17/88
Half	15*	Steve Nash	vs. PHX	4/29/07
Quarter	8	Chris Paul	vs. NOH	4/26/11
	8	Chris Paul	vs. NOH	4/17/11
	8	Deron Williams	@ UTA	5/16/08
	8	Steve Nash	vs. PHX	4/29/07
	8	John Stockton	vs. UTA	5/17/88

## STEALS

Game	8	Lionel Hollins	vs. POR	5/8/77
	8	Tim Hardaway	vs. GSW	5/8/91
Half	6	Lionel Hollins	vs. POR	5/8/77
Quarter	4	Chuck Hayes	vs. HOU	5/17/09
	4	Rajon Rondo	@ BOS	6/17/08
	4	Latrell Sprewell	vs. MIN	5/25/04
	4	Doug Christie	vs. SAC	5/6/01
	4	Hakeem Olajuwon	vs. HOU	4/25/96

## BLOCKED SHOTS

Game	10*	Hakeem Olajuwon	vs. HOU	4/29/90
Half	7	Mark Eaton	vs. UTAH	5/10/88



# OPPONENT ALL-TIME PLAYOFF HIGHS / LOWS



Records for fewest/lowest exclude games & seasons before introduction of shot clock in 1954-55)

## MOST POINTS

Game	148	@ BOS	5/27/85
Half	81	@ PHI	6/6/82
Quarter	45	@ DAL	5/4/86

## HIGHEST FG %

Game	.625	@ ORL (40-64)	6/9/09
------	------	---------------	--------

## MOST FG MADE

Game	62	@ BOS	5/27/85
------	----	-------	---------

## MOST FG ATTEMPTED

Game	125	@ STL	5/21/61
------	-----	-------	---------

## HIGHEST 3-Pt FG %

Game	1.000*	@ DAL (5-5)	5/4/86
------	--------	-------------	--------

## MOST 3-Pt FG MADE

Game	20*	@ DAL	5/8/11
------	-----	-------	--------

## MOST 3-Pt FG ATTEMPTED

Game	32	@ DAL	5/8/11
------	----	-------	--------

## HIGHEST FT %

Game	1.000	@ PHX (18-18)	4/26/06
------	-------	---------------	---------

## MOST FT MADE

Game	43	@ BOS	6/12/84
------	----	-------	---------

## MOST FT ATTEMPTED

Game	70*	@ STL	3/17/56
	55	vs. BOS	4/26/66

## MOST REBOUNDS

Game	82	@ BOS	4/8/62
------	----	-------	--------

## MOST OFFENSIVE REBOUNDS

Game	28	@ SEA	5/25/87
------	----	-------	---------

## MOST DEFENSIVE REBOUNDS

Game	43	@ MIN	4/22/03
	43	@ SAS	5/8/95
	43	@ MIL	4/7/74

## MOST ASSISTS

Game	44	vs. PHX	4/9/80
Half	25	@ PHI	6/6/82

## MOST PERSONAL FOULS

Game	38	vs. IND	6/9/00
------	----	---------	--------

## MOST STEALS

Game	18	@ BOS	6/17/08
Half	11	several times, last vs. SA	4/29/88

## MOST BLOCKED SHOTS

Game	17	vs. OKC	4/20/10
------	----	---------	---------

## MOST TURNOVERS

Game	26	vs. NYK	4/30/72
------	----	---------	---------

## FEWEST POINTS

Game	65	vs. PHX	5/16/00
Half	23*	vs. PHX	5/16/00
Quarter	8	vs. UTA	5/8/88

## LOWEST FG %

Game	.233*	@ GSW (27-116)	4/23/73
------	-------	----------------	---------

## FEWEST FG MADE

Game	23	vs. ORL	6/4/09
	23	vs. PHX	5/7/00

## FEWEST FG ATTEMPTED

Game	64	@ ORL	6/9/09
------	----	-------	--------

## LOWEST 3-Pt FG %

Game	.000		several times
------	------	--	---------------

## FEWEST 3-Pt FG MADE

Game	0		several times
------	---	--	---------------

## FEWEST 3-Pt FG ATTEMPTED

Game	0	several, last @ HOU	5/16/86
------	---	---------------------	---------

## LOWEST FT %

Game	.429	@ SAS (9-21)	5/2/04
	.429	vs. DEN (9-21)	4/23/87

## FEWEST FT MADE

Game	5	vs. SAS	5/23/08
------	---	---------	---------

## FEWEST FT ATTEMPTED

Game	8	@ CHI	6/5/91
------	---	-------	--------

## FEWEST REBOUNDS

Game	18*	vs. SAS	4/17/86
Half	4	vs. SAS	4/17/86

## FEWEST OFFENSIVE REBOUNDS

Game	1*	@ PHX	5/6/06
------	----	-------	--------

## FEWEST DEFENSIVE REBOUNDS

Game	13	vs. SAS	4/17/86
------	----	---------	---------

## FEWEST ASSISTS

Game	6	@ CHI	3/29/68
------	---	-------	---------

## FEWEST PERSONAL FOULS

Game	11	@ PHX	4/22/07
------	----	-------	---------

## FEWEST STEALS

Game	1	@ HOU	4/23/04
	1	vs. SAC	4/27/00

## FEWEST BLOCKED SHOTS

Game	0	vs. UTA	4/19/09
	0	vs. DAL	5/8/96

## FEWEST TURNOVERS

Game	3*	vs. NOH	4/17/11
------	----	---------	---------



\* Denotes NBA Record



## LAKERS ALL-TIME PLAYOFF TRIPLE-DOUBLES

### Earvin "Magic" Johnson (30)

4/8/80	vs. PHX	13 Pts, 12 Reb, 16 Ast	W	119-110*
4/9/80	vs. PHX	25 Pts, 13 Reb, 11 Ast	W	131-128*
4/25/80	@ SEA	14 Pts, 11 Reb, 10 Ast	W	104-100
4/30/80	vs. SEA	20 Pts, 10 Reb, 10 Ast	W	111-105
5/14/80	vs. PHI	14 Pts, 15 Reb, 10 Ast	W	108-103
4/27/82	vs. PHX	23 Pts, 10 Reb, 10 Ast	W	115-96
4/28/82	vs. PHX	19 Pts, 12 Reb, 12 Ast	W	117-98
5/2/82	@ PHX	15 Pts, 11 Reb, 12 Ast	W	112-107
5/9/82	vs. SAS	13 Pts, 16 Reb, 14 Ast	W	128-117
6/8/82	vs. PHI	13 Pts, 13 Reb, 13 Ast	W	114-104
5/10/83	vs. SAS	28 Pts, 12 Reb, 12 Ast	L	113-122
5/13/83	@ SAS	13 Pts, 11 Reb, 13 Ast	W	113-100
5/18/83	vs. SAS	16 Pts, 11 Reb, 19 Ast	L	112-117
4/22/84	@ KCK	17 Pts, 10 Reb, 13 Ast	W	108-102
5/6/84	@ DAL	14 Pts, 11 Reb, 16 Ast	W	122-115*
5/25/84	@ PHX	16 Pts, 11 Reb, 13 Ast	W	99-97
6/3/84	vs. BOS	14 Pts, 11 Reb, 21 Ast	W	137-104
6/6/84	vs. BOS	20 Pts, 11 Reb, 17 Ast	L	125-129*
6/5/85	vs. BOS	20 Pts, 11 Reb, 12 Ast	L	105-107
6/9/85	@ BOS	14 Pts, 10 Reb, 14 Ast	W	111-100
4/23/86	@ SAS	14 Pts, 10 Reb, 17 Ast	W	114-94
5/4/86	@ DAL	29 Pts, 15 Reb, 14 Ast	L	118-120
5/18/86	@ HOU	20 Pts, 12 Reb, 11 Ast	L	95-105
5/5/87	vs. GSW	25 Pts, 12 Reb, 14 Ast	W	125-116
5/9/87	@ GSW	20 Pts, 10 Reb, 14 Ast	W	133-108
5/19/87	vs. SEA	20 Pts, 10 Reb, 10 Ast	W	112-104
5/5/81	vs. GSW	21 Pts, 10 Reb, 17 Ast	W	126-116
5/14/91	vs. GSW	28 Pts, 14 Reb, 12 Ast	W	124-119*
6/2/91	@ CHI	19 Pts, 10 Reb, 11 Ast	W	93-91
6/12/91	vs. CHI	16 Pts, 11 Reb, 20 Ast	L	101-108

### Elgin Baylor (4)

3/24/61	vs. STL	25 Pts, 18 Reb, 10 Ast	W	118-112
3/25/64	vs. STL	23 Pts, 16 Reb, 11 Ast	W	107-105
4/20/69	vs. ATL	29 Pts, 11 Reb, 12 Ast	W	104-96
4/29/70	vs. NYK	13 Pts, 12 Reb, 11 Ast	L	108-111*

### Andrew Bynum (1)

4/29/12	vs. DEN	10 Pts, 13 Reb, 10 Blk	W	103-88
---------	---------	------------------------	---	--------

### Wilt Chamberlain (1)

4/7/70	@ PHX	12 Pts, 26 Reb, 11 Ast	W	104-93
--------	-------	------------------------	---	--------

### Pau Gasol (1)

4/26/13	vs. SAS	11 Pts, 13 Reb, 10 Ast	L	89-120
---------	---------	------------------------	---	--------

### Jerry West (1)

5/5/69	vs. BOS	42 Pts, 13 Reb, 12 Ast	L	106-108
--------	---------	------------------------	---	---------

### James Worthy (1)

6/21/88	@ DET	36 Pts, 16 Reb, 10 Ast	W	108-105
---------	-------	------------------------	---	---------





**1949**

<b>Western Division Semifinals (2-0)</b>				
3/23	vs. Chicago	84-77	W	1-0
3/24	@ Chicago	101-85	W	2-0
<b>Western Division Finals (2-0)</b>				
3/27	@ Rochester	80-79	W	1-0
3/29	vs. Rochester	67-55	W	2-0
<b>NBA Finals (4-2)</b>				
4/4	vs. Washington	88-84	W	1-0
4/6	vs. Washington	76-62	W	2-0
4/8	@ Washington	94-74	W	3-0
4/9	@ Washington	71-83	L	3-1
4/11	@ Washington	66-74	L	3-2
4/13	vs. Washington	77-56	W	4-2

**1950**

<b>Central Division Semifinals (2-0)</b>				
3/22	vs. Chicago	85-75	W	1-0
3/25	@ Chicago	75-67	W	2-0
<b>Central Division Finals (2-0)</b>				
3/27	vs. Ft. Wayne	93-79	W	1-0
3/28	@ Ft. Wayne	89-82	W	2-0
<b>NBA Semifinals (2-0)</b>				
4/5	vs. Anderson	75-50	W	1-0
4/6	@ Anderson	90-71	W	2-0
<b>NBA Finals (4-2)</b>				
4/8	@ Syracuse	68-66	W	1-0
4/9	@ Syracuse	85-91	L	1-1
4/14	vs. Syracuse	91-77	W	2-1
4/16	vs. Syracuse	77-69	W	3-1
4/20	@ Syracuse	76-83	L	3-2
4/23	vs. Syracuse	110-95	W	4-2

**1951**

<b>Western Division SemiFinals (2-1)</b>				
3/21	vs. Indianapolis	95-81	W	1-0
3/23	@ Indianapolis	88-108	L	1-1
3/25	vs. Indianapolis	85-80	W	2-1
<b>Western Division Finals (1-3)</b>				
3/29	vs. Rochester	76-73	W	1-0
3/31	vs. Rochester	66-70	L	1-1
4/1	@ Rochester	70-83	L	1-2
4/3	@ Rochester	75-80	L	1-3

**1952**

<b>Western Division Semifinals (2-0)</b>				
3/23	vs. Indianapolis	78-70	W	1-0
3/25	@ Indianapolis	94-87	W	2-0
<b>Western Division Finals (3-1)</b>				
3/29	@ Rochester	78-88	L	0-1
3/30	@ Rochester	83-78	W	1-1
4/5	vs. Rochester	77-67	W	2-1
4/6	vs. Rochester	82-80	W	3-1
<b>NBA Finals (4-3)</b>				
4/12	vs. New York	83-79	W	1-0
4/13	vs. New York	72-80	L	1-1
4/16	@ New York	83-77	W	2-1
4/18	@ New York	89-90	L	2-2
4/20	vs. New York	102-89	W	3-2
4/23	@ New York	68-76	L	3-3
4/25	vs. New York	82-65	W	4-3

**1953**

<b>Western Division Semifinals (2-0)</b>				
3/22	vs. Indianapolis	85-69	W	1-0
3/23	@ Indianapolis	81-79	W	2-0
<b>Western Division Finals (3-2)</b>				
3/26	vs. Ft. Wayne	83-73	W	1-0
3/28	vs. Ft. Wayne	82-75	W	2-0
3/30	@ Ft. Wayne	95-98	L	2-1
4/1	@ Ft. Wayne	82-85	L	2-2
4/2	vs. Ft. Wayne	74-58	W	3-2
<b>NBA Finals (4-1)</b>				
4/4	vs. New York	88-96	L	0-1
4/5	vs. New York	73-71	W	1-1
4/7	@ New York	90-75	W	2-1
4/8	@ New York	71-69	W	3-1
4/10	@ New York	91-84	W	4-1

**1954**

<b>Western Division Round Robin (3-0)</b>				
3/17	vs. Rochester	109-88	W	1-0
3/18	@ Ft. Wayne	90-85	W	2-0
3/20	vs. Ft. Wayne	78-73	W	3-0
<b>Western Division Finals (2-1)</b>				
3/24	vs. Rochester	89-76	W	1-0
3/27	@ Rochester	73-74	L	1-1
3/28	vs. Rochester	78-73	W	2-1
<b>NBA Finals (4-3)</b>				
3/31	vs. Syracuse	79-68	W	1-0
4/3	vs. Syracuse	60-62	L	1-1
4/4	@ Syracuse	81-67	W	2-1
4/8	@ Syracuse	69-80	L	2-2
4/10	@ Syracuse	84-73	W	3-2
4/11	vs. Syracuse	63-65	L	3-3
4/12	vs. Syracuse	87-80	W	4-3

**1955**

<b>Western Division Semifinals (2-1)</b>				
3/16	vs. Rochester	82-78	W	1-0
3/18	@ Rochester	92-94	L	1-1
3/19	vs. Rochester	119-110	W	2-1
<b>Western Division Finals (1-3)</b>				
3/20	@ Ft. Wayne	79-96	L	0-1
3/22	@ Ft. Wayne	97-98	L	0-2
3/23	vs. Ft. Wayne	99-91	W	1-2
3/27	vs. Ft. Wayne	96-105	L	1-3

**1956**

<b>Western Division Semifinals (1-2)</b>				
3/17	@ St. Louis	115-116	L	0-1
3/19	vs. St. Louis	133-75	W	1-1
3/21	vs. St. Louis	115-116	L	1-2

**1957**

<b>Western Division Semifinals (2-0)</b>				
3/17	vs. Ft. Wayne	131-127	W	1-0
3/19	@ Ft. Wayne	110-108	W	2-0
<b>Western Division Finals (0-3)</b>				
3/21	@ St. Louis	109-118	L	0-1
3/24	@ St. Louis	104-106	L	0-2
3/25	vs. St. Louis	135-143 (2OT)	L	0-3





# ALL-TIME PLAYOFF SCORES

## 1959

### Western Division Semifinals (2-1)

3/14	vs. Detroit	92-89	W	1-0
3/15	@ Detroit	103-117	L	1-1
3/18	vs. Detroit	129-102	W	2-1

### Western Division Finals (4-2)

3/21	@ St. Louis	90-124	L	0-1
3/22	vs. St. Louis	106-98	W	1-1
3/24	@ St. Louis	97-127	L	1-2
3/26	vs. St. Louis	108-98	W	2-2
3/28	@ St. Louis	98-97	W	3-2
3/29	vs. St. Louis	106-104	W	4-2

### NBA Finals (0-4)

4/4	@ Boston	115-118	L	0-1
4/5	@ Boston	108-128	L	0-2
4/7	vs. Boston	110-123	L	0-3
4/9	vs. Boston	113-118	L	0-4

## 1960

### Western Division Semifinals (2-0)

3/12	@ Detroit	113-112	W	1-0
3/13	vs. Detroit	114-99	W	2-0

### Western Division Finals (3-4)

3/16	@ St. Louis	99-112	L	0-1
3/17	@ St. Louis	120-113	W	1-1
3/19	vs. St. Louis	89-93	L	1-2
3/20	vs. St. Louis	103-101	W	2-2
3/22	@ St. Louis	117-110	W	3-2
3/24	vs. St. Louis	96-117	L	3-3
3/26	@ St. Louis	86-97	L	3-4

## 1961

### Western Division Semifinals (3-2)

3/14	vs. Detroit	120-102	W	1-0
3/15	vs. Detroit	120-118	W	2-0
3/17	@ Detroit	113-124	L	2-1
3/18	@ Detroit	114-123	L	2-2
3/19	vs. Detroit	137-120	W	3-2

### Western Division Finals (3-4)

3/21	@ St. Louis	122-118	W	1-0
3/22	@ St. Louis	106-121	L	1-1
3/24	vs. St. Louis	118-112	W	2-1
3/25	vs. St. Louis	117-118	L	2-2
3/27	@ St. Louis	121-112	W	3-2
3/29	vs. St. Louis	113-114 (OT)	L	3-3
4/1	@ St. Louis	103-105	L	3-4

## 1962

### Western Division Finals (4-2)

3/24	vs. Detroit	132-108	W	1-0
3/25	vs. Detroit	127-112	W	2-0
3/27	@ Detroit	111-106	W	3-0
3/29	@ Detroit	117-118	L	3-1
3/31	vs. Detroit	125-132	L	3-2
4/3	@ Detroit	123-117	W	4-2

### NBA Finals (3-4)

4/7	@ Boston	108-122	L	0-1
4/8	@ Boston	129-122	W	1-1
4/10	vs. Boston	117-115	W	2-1
4/11	vs. Boston	103-115	L	2-2
4/14	@ Boston	126-121	W	3-2
4/16	vs. Boston	105-119	L	3-3
4/18	@ Boston	107-110 (OT)	L	3-4

## 1963

### Western Division Finals (4-3)

3/31	vs. St. Louis	112-104	W	1-0
4/2	vs. St. Louis	101-99	W	2-0
4/4	@ St. Louis	112-125	L	2-1
4/6	@ St. Louis	114-124	L	2-2
4/7	vs. St. Louis	123-100	W	3-2
4/9	@ St. Louis	113-121	L	3-3
4/11	vs. St. Louis	115-100	W	4-3

### NBA Finals (2-4)

4/14	@ Boston	114-117	L	0-1
4/16	@ Boston	106-116	L	0-2
4/17	vs. Boston	119-99	W	1-2
4/19	vs. Boston	105-108	L	1-3
4/21	@ Boston	126-119	W	2-3
4/24	vs. Boston	109-112	L	2-4

## 1964

### Western Division Semifinals (2-3)

3/21	@ St. Louis	104-115	L	0-1
3/22	@ St. Louis	90-106	L	0-2
3/25	vs. St. Louis	107-105	W	1-2
3/28	vs. St. Louis	97-88	W	2-2
3/30	@ St. Louis	108-121	L	2-3

## 1965

### Western Division Finals (4-2)

4/3	vs. Baltimore	121-115	W	1-0
4/5	vs. Baltimore	118-115	W	2-0
4/7	@ Baltimore	115-122	L	2-1
4/9	@ Baltimore	112-114	L	2-2
4/11	vs. Baltimore	120-112	W	3-2
4/13	@ Baltimore	117-115	W	4-2

### NBA Finals (1-4)

4/18	@ Boston	110-142	L	0-1
4/19	@ Boston	123-129	L	0-2
4/21	vs. Boston	126-105	W	1-2
4/23	vs. Boston	99-112	L	1-3
4/25	@ Boston	96-129	L	1-4

## 1966

### Western Division Finals (4-3)

4/1	vs. St. Louis	129-106	W	1-0
4/3	vs. St. Louis	125-116	W	2-0
4/6	@ St. Louis	113-120	L	2-1
4/9	@ St. Louis	107-95	W	3-1
4/10	vs. St. Louis	100-112	L	3-2
4/13	@ St. Louis	127-131	L	3-3
4/15	vs. St. Louis	130-121	W	4-3

### NBA Finals (3-4)

4/17	@ Boston	133-129 (OT)	W	1-0
4/19	@ Boston	109-129	L	1-1
4/20	vs. Boston	106-120	L	1-2
4/22	vs. Boston	117-122	L	1-3
4/24	@ Boston	121-117	W	2-3
4/26	vs. Boston	123-115	W	3-3
4/28	@ Boston	93-95	L	3-4

## 1967

### Western Division Semifinals (0-3)

3/21	@ San Francisco	108-124	L	0-1
3/23	@ San Francisco	102-113	L	0-2
3/26	vs. San Francisco	115-122	L	0-3



**1968****Western Division Semifinals (4-1)**

3/24	vs. Chicago	109-101	W	1-0
3/25	vs. Chicago	111-106	W	2-0
3/27	@ Chicago	98-104	L	2-1
3/29	@ Chicago	93-87	W	3-1
3/31	vs. Chicago	122-99	W	4-1

**Western Division Finals (4-0)**

4/5	vs. San Francisco	133-105	W	1-0
4/10	vs. San Francisco	115-112	W	2-0
4/11	@ San Francisco	128-124	W	3-0
4/13	@ San Francisco	106-100	W	4-0

**NBA Finals (2-4)**

4/21	@ Boston	101-107	L	0-1
4/24	@ Boston	123-113	W	1-1
4/26	vs. Boston	119-127	L	1-2
4/28	vs. Boston	119-105	W	2-2
4/30	@ Boston	117-120 (OT)	L	2-3
5/2	vs. Boston	109-124	L	2-4

**1969****Western Division Semifinals (4-2)**

3/26	vs. San Francisco	94-99	L	0-1
3/28	vs. San Francisco	101-107	L	0-2
3/31	@ San Francisco	115-98	W	1-2
4/2	@ San Francisco	103-88	W	2-2
4/4	vs. San Francisco	103-98	W	3-2
4/5	@ San Francisco	118-78	W	4-2

**Western Division Finals (4-1)**

4/11	vs. Atlanta	95-93	W	1-0
4/13	vs. Atlanta	104-102	W	2-0
4/15	@ Atlanta	80-99	L	2-1
4/17	@ Atlanta	100-85	W	3-1
4/20	vs. Atlanta	104-96	W	4-1

**NBA Finals (3-4)**

4/23	vs. Boston	120-118	W	1-0
4/25	vs. Boston	118-112	W	2-0
4/27	@ Boston	105-111	L	2-1
4/29	@ Boston	88-89	L	2-2
5/1	vs. Boston	117-104	W	3-2
5/3	@ Boston	90-99	L	3-3
5/5	vs. Boston	106-108	L	3-4

**1970****Western Division Semifinals (4-3)**

3/25	vs. Phoenix	128-112	W	1-0
3/29	vs. Phoenix	101-114	L	1-1
4/2	@ Phoenix	98-112	L	1-2
4/4	@ Phoenix	102-112	L	1-3
4/5	vs. Phoenix	138-121	W	2-3
4/7	@ Phoenix	104-93	W	3-3
4/9	vs. Phoenix	129-94	W	4-3

**Western Division Finals (4-0)**

4/12	@ Atlanta	119-115	W	1-0
4/14	@ Atlanta	105-94	W	2-0
4/16	vs. Atlanta	115-114 (OT)	W	3-0
4/19	vs. Atlanta	133-114	W	4-0

**NBA Finals (3-4)**

4/24	@ New York	112-124	L	0-1
4/27	@ New York	105-103	W	1-1
4/29	vs. New York	108-111 (OT)	L	1-2
5/1	vs. New York	121-115 (OT)	W	2-2
5/4	@ New York	100-107	L	2-3
5/6	vs. New York	135-113	W	3-3
5/8	@ New York	99-113	L	3-4

**1971****Western Conference Semifinals (4-3)**

3/24	vs. Chicago	100-99	W	1-0
3/26	vs. Chicago	105-95	W	2-0
3/28	@ Chicago	98-106	L	2-1
3/30	@ Chicago	102-112	L	2-2
4/1	vs. Chicago	115-86	W	3-2
4/4	@ Chicago	99-113	L	3-3
4/6	vs. Chicago	109-98	W	4-3

**Western Conference Finals (1-4)**

4/9	@ Milwaukee	85-106	L	0-1
4/11	@ Milwaukee	73-91	L	0-2
4/14	vs. Milwaukee	118-107	W	1-2
4/16	vs. Milwaukee	94-117	L	1-3
4/18	@ Milwaukee	98-116	L	1-4

**1972****Western Conference Semifinals (4-0)**

3/28	vs. Chicago	95-80	W	1-0
3/30	vs. Chicago	131-124	W	2-0
4/2	@ Chicago	108-101	W	3-0
4/4	@ Chicago	108-97	W	4-0

**Western Conference Finals (4-2)**

4/9	vs. Milwaukee	72-93	L	0-1
4/12	vs. Milwaukee	135-134	W	1-1
4/14	@ Milwaukee	108-105	W	2-1
4/16	@ Milwaukee	88-114	L	2-2
4/18	vs. Milwaukee	115-90	W	3-2
4/22	@ Milwaukee	104-100	W	4-2

**NBA Finals (4-1)**

4/26	vs. New York	92-114	L	0-1
4/30	vs. New York	106-92	W	1-1
5/3	@ New York	107-96	W	2-1
5/5	@ New York	116-111 (OT)	W	3-1
5/7	vs. New York	114-100	W	4-1

**1973****Western Conference Semifinals (4-3)**

3/30	vs. Chicago	107-104	W	1-0
4/1	vs. Chicago	108-93	W	2-0
4/6	@ Chicago	86-96	L	2-1
4/8	@ Chicago	94-98	L	2-2
4/10	vs. Chicago	123-102	W	3-2
4/13	@ Chicago	93-101	L	3-3
4/15	vs. Chicago	95-92	W	4-3

**Western Conference Finals (4-1)**

4/17	vs. Golden State	101-99	W	1-0
4/19	vs. Golden State	104-93	W	2-0
4/21	@ Golden State	126-70	W	3-0
4/23	@ Golden State	109-117	L	3-1
4/25	vs. Golden State	128-118	W	4-1

**NBA Finals (1-4)**

5/1	vs. New York	115-112	W	1-0
5/3	vs. New York	95-99	L	1-1
5/6	@ New York	83-87	L	1-2
5/8	@ New York	98-103	L	1-3
5/10	vs. New York	93-102	L	1-4

**1974****Western Conference Semifinals (1-4)**

3/29	@ Milwaukee	95-99	L	0-1
3/31	@ Milwaukee	90-109	L	0-2
4/2	vs. Milwaukee	98-96	W	1-2
4/4	vs. Milwaukee	90-112	L	1-3
4/7	@ Milwaukee	92-114	L	1-4





# ALL-TIME PLAYOFF SCORES

## 1977

### Western Conference Semifinals (4-3)

4/20	vs.	Golden State	115-106	W	1-0
4/22	vs.	Golden State	95-86	W	2-0
4/24	@	Golden State	105-109	L	2-1
4/26	@	Golden State	103-114	L	2-2
4/29	vs.	Golden State	112-105	W	3-2
5/1	@	Golden State	106-115	L	3-3
5/4	vs.	Golden State	97-84	W	4-3

### Western Conference Finals (0-4)

5/6	vs.	Portland	109-121	L	0-1
5/8	vs.	Portland	97-99	L	0-2
5/10	@	Portland	97-102	L	0-3
5/13	@	Portland	101-105	L	0-4

## 1978

### Western Conference First Round (1-2)

4/12	@	Seattle	90-102	L	0-1
4/14	vs.	Seattle	105-99	W	1-1
4/16	@	Seattle	102-111	L	1-2

## 1979

### Western Conference First Round (2-1)

4/10	@	Denver	105-110	L	0-1
4/13	vs.	Denver	121-109	W	1-1
4/15	@	Denver	112-111	W	2-1

### Western Conference Semifinals (1-4)

4/17	@	Seattle	101-112	L	0-1
4/18	@	Seattle	103-108 (OT)	L	0-2
4/20	vs.	Seattle	118-112 (OT)	W	1-2
4/22	vs.	Seattle	115-117	L	1-3
4/25	@	Seattle	100-106	L	1-4

## 1980

### Western Conference Semifinals (4-1)

4/8	vs.	Phoenix	119-110 (OT)	W	1-0
4/9	vs.	Phoenix	131-128 (OT)	W	2-0
4/11	@	Phoenix	108-105	W	3-0
4/13	@	Phoenix	101-127	L	3-1
4/15	vs.	Phoenix	126-101	W	4-1

### Western Conference Finals (4-1)

4/22	vs.	Seattle	108-107	L	0-1
4/23	vs.	Seattle	108-99	W	1-1
4/25	@	Seattle	104-100	W	2-1
4/27	@	Seattle	98-93	W	3-1
4/30	vs.	Seattle	111-105	W	4-1

### NBA Finals (4-2)

5/4	vs.	Philadelphia	109-102	W	1-0
5/7	vs.	Philadelphia	104-107	L	1-1
5/10	@	Philadelphia	111-101	W	2-1
5/11	@	Philadelphia	102-105	L	2-2
5/14	vs.	Philadelphia	108-103	W	3-2
5/16	@	Philadelphia	123-107	W	4-2

## 1981

### Western Conference First Round (1-2)

5/1	vs.	Houston	107-111	L	0-1
5/3	@	Houston	111-106	W	1-1
5/5	vs.	Houston	86-89	L	1-2

## 1982

### Western Conference Semifinals (4-0)

4/27	vs.	Phoenix	115-96	W	1-0
4/28	vs.	Phoenix	117-98	W	2-0
4/30	@	Phoenix	114-106	W	3-0
5/2	@	Phoenix	112-107	W	4-0

### Western Conference Finals (4-0)

5/9	vs.	San Antonio	128-117	W	1-0
5/11	vs.	San Antonio	110-101	W	2-0
5/14	@	San Antonio	118-108	W	3-0
5/15	@	San Antonio	128-123	W	4-0

### NBA Finals (4-2)

5/27	@	Philadelphia	124-117	W	1-0
5/30	@	Philadelphia	94-110	L	1-1
6/1	vs.	Philadelphia	129-108	W	2-1
6/3	vs.	Philadelphia	111-101	W	3-1
6/6	@	Philadelphia	102-135	L	3-2
6/8	vs.	Philadelphia	114-104	W	4-2

## 1983

### Western Conference Semifinals (4-1)

4/24	vs.	Portland	118-97	W	1-0
4/26	vs.	Portland	112-106	W	2-0
4/29	@	Portland	115-109 (OT)	W	3-0
5/1	@	Portland	95-108	L	3-1
5/3	vs.	Portland	116-108	W	4-1

### Western Conference Finals (4-2)

5/8	vs.	San Antonio	119-107	W	1-0
5/10	vs.	San Antonio	113-122	L	1-1
5/13	@	San Antonio	113-100	W	2-1
5/15	@	San Antonio	129-121	W	3-1
5/18	vs.	San Antonio	112-117	L	3-2
5/20	@	San Antonio	101-100	W	4-2

### NBA Finals (0-4)

5/22	@	Philadelphia	107-113	L	0-1
5/26	@	Philadelphia	93-103	L	0-2
5/29	vs.	Philadelphia	94-111	L	0-3
5/31	vs.	Philadelphia	108-115	L	0-4

## 1984

### Western Conference First Round (3-0)

4/18	vs.	Kansas City	116-105	W	1-0
4/20	vs.	Kansas City	109-102	W	2-0
4/22	@	Kansas City	108-102	W	3-0

### Western Conference Semifinals (4-1)

4/28	vs.	Dallas	134-91	W	1-0
5/1	vs.	Dallas	109-101	W	2-0
5/4	@	Dallas	115-125	L	2-1
5/6	@	Dallas	122-115 (OT)	W	3-1
5/8	vs.	Dallas	115-99	W	4-1

### Western Conference Finals (4-2)

5/12	vs.	Phoenix	110-94	W	1-0
5/15	vs.	Phoenix	118-102	W	2-0
5/18	@	Phoenix	127-135 (OT)	L	2-1
5/20	@	Phoenix	126-115	W	3-1
5/23	vs.	Phoenix	121-126	L	3-2
5/25	@	Phoenix	99-97	W	4-2

### NBA Finals (3-4)

5/27	@	Boston	115-109	W	1-0
5/31	@	Boston	121-124 (OT)	L	1-1
6/3	vs.	Boston	137-104	W	2-1
6/6	vs.	Boston	125-129 (OT)	L	2-2
6/8	@	Boston	103-121	L	2-3
6/10	vs.	Boston	119-108	W	3-3
6/12	@	Boston	102-111	L	3-4







**1985**

**Western Conference First Round (3-0)**

4/18	vs.	Phoenix	142-114	W	1-0
4/20	vs.	Phoenix	147-130	W	2-0
4/23	@	Phoenix	119-103	W	3-0

**Western Conference Semifinals (4-1)**

4/27	vs.	Portland	105-101	W	1-0
4/30	vs.	Portland	134-118	W	2-0
5/3	@	Portland	130-126	W	3-0
5/5	@	Portland	107-115	L	3-1
5/7	vs.	Portland	139-120	W	4-1

**Western Conference Finals (4-1)**

5/11	vs.	Denver	139-122	W	1-0
5/14	vs.	Denver	114-136	L	1-1
5/17	@	Denver	136-118	W	2-1
5/19	@	Denver	120-116	W	3-1
5/22	vs.	Denver	153-109	W	4-1

**NBA Finals (4-2)**

5/27	@	Boston	114-148	L	0-1
5/30	@	Boston	109-102	W	1-1
6/2	vs.	Boston	136-111	W	2-1
6/5	vs.	Boston	105-107	L	2-2
6/7	vs.	Boston	120-111	W	3-2
6/9	@	Boston	111-100	W	4-2

**1986**

**Western Conference First Round (3-0)**

4/17	vs.	San Antonio	135-88	W	1-0
4/19	vs.	San Antonio	122-94	W	2-0
4/23	@	San Antonio	114-94	W	3-0

**Western Conference Semifinals (4-2)**

4/27	vs.	Dallas	130-116	W	1-0
4/30	vs.	Dallas	117-113	W	2-0
5/2	@	Dallas	108-110	L	2-1
5/4	@	Dallas	118-120	L	2-2
5/6	vs.	Dallas	116-113	W	3-2
5/8	@	Dallas	120-107	W	4-2

**Western Conference Finals (1-4)**

5/10	vs.	Houston	119-107	W	1-0
5/13	vs.	Houston	102-112	L	1-1
5/16	@	Houston	109-117	L	1-2
5/18	@	Houston	95-105	L	1-3
5/21	vs.	Houston	112-114	L	1-4

**1987**

**Western Conference First Round (3-0)**

4/23	vs.	Denver	128-95	W	1-0
4/25	vs.	Denver	139-127	W	2-0
4/29	@	Denver	140-103	W	3-0

**Western Conference Semifinals (4-1)**

5/5	vs.	Golden State	125-116	W	1-0
5/7	vs.	Golden State	116-101	W	2-0
5/9	@	Golden State	133-108	W	3-0
5/10	@	Golden State	121-139	L	3-1
5/12	vs.	Golden State	118-106	W	4-1

**Western Conference Finals (4-0)**

5/16	vs.	Seattle	92-87	W	1-0
5/19	vs.	Seattle	112-104	W	2-0
5/23	@	Seattle	122-121	W	3-0
5/25	@	Seattle	133-102	W	4-0

**NBA Finals (4-2)**

6/2	vs.	Boston	126-113	W	1-0
6/4	vs.	Boston	141-122	W	2-0
6/7	@	Boston	103-109	L	2-1
6/9	@	Boston	107-106	W	3-1
6/11	@	Boston	108-123	L	3-2
6/14	vs.	Boston	106-93	W	4-2

**1988**

**Western Conference First Round (3-0)**

4/29	vs.	San Antonio	122-110	W	1-0
5/1	vs.	San Antonio	130-112	W	2-0
5/3	@	San Antonio	109-107	W	3-0

**Western Conference Semifinals (4-3)**

5/8	vs.	Utah	110-91	W	1-0
5/10	vs.	Utah	97-101	L	1-1
5/13	@	Utah	89-96	L	1-2
5/15	@	Utah	113-100	W	2-2
5/17	vs.	Utah	111-109	W	3-2
5/19	@	Utah	80-108	L	3-3
5/21	vs.	Utah	109-98	W	4-3

**Western Conference Finals (4-3)**

5/23	vs.	Dallas	113-98	W	1-0
5/25	vs.	Dallas	123-101	W	2-0
5/27	@	Dallas	94-106	L	2-1
5/29	@	Dallas	104-118	L	2-2
5/31	vs.	Dallas	119-102	W	3-2
6/2	@	Dallas	103-105	L	3-3
6/4	vs.	Dallas	117-102	W	4-3

**NBA Finals (4-3)**

6/7	vs.	Detroit	103-105	L	0-1
6/9	vs.	Detroit	108-96	W	1-1
6/12	@	Detroit	99-86	W	2-1
6/14	@	Detroit	86-111	L	2-2
6/16	@	Detroit	94-104	L	2-3
6/19	vs.	Detroit	103-102	W	3-3
6/21	vs.	Detroit	108-105	W	4-3

**1989**

**Western Conference First Round (3-0)**

4/27	vs.	Portland	128-108	W	1-0
4/30	vs.	Portland	113-105	W	2-0
5/3	@	Portland	116-108	W	3-0

**Western Conference Semifinals (4-0)**

5/7	vs.	Seattle	113-102	W	1-0
5/10	vs.	Seattle	130-108	W	2-0
5/12	@	Seattle	91-86	W	3-0
5/14	@	Seattle	97-95	W	4-0

**Western Conference Finals (4-0)**

5/20	vs.	Phoenix	127-119	W	1-0
5/23	vs.	Phoenix	101-95	W	2-0
5/26	@	Phoenix	110-107	W	3-0
5/28	@	Phoenix	122-117	W	4-0

**NBA Finals (0-4)**

6/6	@	Detroit	97-109	L	0-1
6/8	@	Detroit	105-108	L	0-2
6/11	vs.	Detroit	110-114	L	0-3
6/13	vs.	Detroit	97-105	L	0-4

**1990**

**Western Conference First Round (3-1)**

4/27	vs.	Houston	101-89	W	1-0
4/29	vs.	Houston	104-100	W	2-0
5/1	@	Houston	108-114	L	2-1
5/3	@	Houston	109-88	W	3-1

**Western Conference Semifinals (1-4)**

5/8	vs.	Phoenix	102-104	L	0-1
5/10	vs.	Phoenix	124-100	W	1-1
5/12	@	Phoenix	103-117	L	1-2
5/13	@	Phoenix	101-114	L	1-3
5/15	vs.	Phoenix	103-106	L	1-4





## ALL-TIME PLAYOFF SCORES

### 1991

Western Conference First Round (3-0)				
4/25	vs.	Houston	94-92	W 1-0
5/27	vs.	Houston	109-98	W 2-0
5/30	@	Houston	94-90	W 3-0

Western Conference Semifinals (4-1)				
5/5	vs.	Golden State	126-116	W 1-0
5/8	vs.	Golden State	124-125	L 1-1
5/10	@	Golden State	115-112	W 2-1
5/12	@	Golden State	123-107	W 3-1
5/14	vs.	Golden State	124-119 (OT)	W 4-1

Western Conference Finals (4-2)				
5/18	@	Portland	111-106	W 1-0
5/21	@	Portland	98-109	L 1-1
5/24	vs.	Portland	106-92	W 2-1
5/26	vs.	Portland	116-95	W 3-1
5/28	@	Portland	84-95	L 3-2
5/30	vs.	Portland	91-90	W 4-2

NBA Finals (1-4)				
6/2	@	Chicago	93-91	W 1-0
6/5	@	Chicago	86-107	L 1-1
6/7	vs.	Chicago	96-104 (OT)	L 1-2
6/9	vs.	Chicago	82-97	L 1-3
6/12	vs.	Chicago	101-108	L 1-4

### 1992

Western Conference First Round (1-3)				
4/23	@	Portland	102-115	L 0-1
4/25	@	Portland	79-101	L 0-2
4/29	vs.	Portland	121-119 (OT)	W 1-2
5/3	vs.	Portland*	76-102	L 1-3

\* Game played in Las Vegas

### 1993

Western Conference First Round (2-3)				
4/30	@	Phoenix	107-103	W 1-0
5/2	@	Phoenix	86-81	W 2-0
5/4	vs.	Phoenix	102-107	L 2-1
5/6	vs.	Phoenix	86-101	L 2-2
5/9	@	Phoenix	104-112 (OT)	L 2-3

### 1995

Western Conference First Round (3-1)				
4/23	@	Seattle	71-96	L 0-1
4/29	@	Seattle	84-82	W 1-1
5/1	vs.	Seattle	105-101	W 2-1
5/4	vs.	Seattle	114-110	W 3-1

Western Conference Semifinals (2-4)				
5/6	@	San Antonio	94-110	L 0-1
5/8	@	San Antonio	90-97 (OT)	L 0-2
5/12	vs.	San Antonio	92-85	W 1-2
5/14	vs.	San Antonio	71-80	L 1-3
5/16	@	San Antonio	98-96 (OT)	W 2-3
5/18	vs.	San Antonio	88-100	L 2-4

### 1996

Western Conference First Round (1-3)				
4/25	vs.	Houston	83-87	L 0-1
4/27	vs.	Houston	104-94	W 1-1
4/30	@	Houston	98-104	L 1-2
5/2	@	Houston	94-102	L 1-3

### 1997

Western Conference First Round (3-1)				
4/25	vs.	Portland	95-77	W 1-0
4/27	vs.	Portland	107-93	W 2-0
4/30	@	Portland	90-98	L 2-1
5/2	@	Portland	95-91	W 3-1

Western Conference Semifinals (1-4)				
5/4	@	Utah	77-93	L 0-1
5/6	@	Utah	101-103	L 0-2
5/8	vs.	Utah	104-84	W 1-2
5/10	vs.	Utah	95-110	L 1-3
5/12	@	Utah	93-98	L 1-4

### 1998

Western Conference First Round (3-1)				
4/24	vs.	Portland	104-102	W 1-0
4/26	vs.	Portland	108-99	W 2-0
4/28	@	Portland	94-99	L 2-1
4/30	@	Portland	110-99	W 3-1

Western Conference Semifinals (4-1)				
5/4	@	Seattle	92-106	L 0-1
5/6	@	Seattle	92-68	W 1-1
5/8	vs.	Seattle	119-103	W 2-1
5/10	vs.	Seattle	112-100	W 3-1
5/12	@	Seattle	110-95	W 4-1

Western Conference Finals (0-4)				
5/16	@	Utah	77-112	L 0-1
5/18	@	Utah	95-99	L 0-2
5/22	vs.	Utah	98-109	L 0-3
5/24	vs.	Utah	92-96	L 0-4

### 1999

Western Conference First Round (3-1)				
5/9	vs.	Houston	101-100	W 1-0
5/11	vs.	Houston	110-98	W 2-0
5/13	@	Houston	88-102	L 2-1
5/15	@	Houston	98-88	W 3-1

Western Conference Semifinals (0-4)				
5/17	@	San Antonio	81-87	L 0-1
5/19	@	San Antonio	76-79	L 0-2
5/22	vs.	San Antonio	91-103	L 0-3
5/23	vs.	San Antonio	107-118	L 0-4

### 2000

Western Conference First Round (3-2)				
4/23	vs.	Sacramento	117-107	W 1-0
4/27	vs.	Sacramento	113-89	W 2-0
4/30	@	Sacramento	91-99	L 2-1
5/2	@	Sacramento	88-101	L 2-2
5/5	vs.	Sacramento	113-86	W 3-2

Western Conference Semifinals (4-1)				
5/7	vs.	Phoenix	105-77	W 1-0
5/10	vs.	Phoenix	97-96	W 2-0
5/12	@	Phoenix	105-99	W 3-0
5/14	@	Phoenix	98-117	L 3-1
5/16	vs.	Phoenix	87-65	W 4-1

Western Conference Finals (4-3)				
5/20	vs.	Portland	109-94	W 1-0
5/22	vs.	Portland	77-106	L 1-1
5/26	@	Portland	93-91	W 2-1
5/28	@	Portland	103-91	W 3-1
5/30	vs.	Portland	88-96	L 3-2
6/2	@	Portland	93-103	L 3-3
6/4	vs.	Portland	89-84	W 4-3

NBA Finals (4-2)				
6/7	vs.	Indiana	104-87	W 1-0
6/9	vs.	Indiana	111-104	W 2-0
6/11	@	Indiana	91-100	L 2-1
6/14	@	Indiana	120-118 (OT)	W 3-1
6/16	@	Indiana	87-120	L 3-2
6/19	vs.	Indiana	116-111	W 4-2





**2001**

**Western Conference First Round (3-0)**

4/22	vs.	Portland	106-93	W	1-0
4/26	vs.	Portland	106-88	W	2-0
4/29	@	Portland	99-86	W	3-0

**Western Conference Semifinals (4-0)**

5/6	vs.	Sacramento	108-105	W	1-0
5/8	vs.	Sacramento	96-90	W	2-0
5/11	@	Sacramento	103-81	W	3-0
5/13	@	Sacramento	119-113	W	4-0

**Western Conference Finals (4-0)**

5/19	@	San Antonio	104-90	W	1-0
5/21	@	San Antonio	88-81	W	2-0
5/25	vs.	San Antonio	111-72	W	3-0
5/27	vs.	San Antonio	111-82	W	4-0

**NBA Finals (4-1)**

6/6	vs.	Philadelphia	101-107 (OT)	L	0-1
6/8	vs.	Philadelphia	98-89	W	1-1
6/10	@	Philadelphia	96-91	W	2-1
6/13	@	Philadelphia	100-86	W	3-1
6/15	@	Philadelphia	108-96	W	4-1

**2002**

**Western Conference First Round (3-0)**

4/21	vs.	Portland	95-87	W	1-0
4/25	vs.	Portland	103-96	W	2-0
4/28	@	Portland	92-91	W	3-0

**Western Conference Semifinals (4-1)**

5/5	vs.	San Antonio	86-80	W	1-0
5/7	vs.	San Antonio	85-88	L	1-1
5/10	@	San Antonio	99-89	W	2-1
5/12	@	San Antonio	87-85	W	3-1
5/14	vs.	San Antonio	93-87	W	4-1

**Western Conference Finals (4-3)**

5/18	@	Sacramento	106-99	W	1-0
5/20	@	Sacramento	90-96	L	1-1
5/24	vs.	Sacramento	90-103	L	1-2
5/26	vs.	Sacramento	100-99	W	2-2
5/28	@	Sacramento	91-92	L	2-3
5/31	vs.	Sacramento	106-102	W	3-3
6/2	@	Sacramento	112-106 (OT)	W	4-3

**NBA Finals (4-0)**

6/5	vs.	New Jersey	99-94	W	1-0
6/7	vs.	New Jersey	106-83	W	2-0
6/9	@	New Jersey	106-103	W	3-0
6/12	@	New Jersey	113-107	W	4-0

**2003**

**Western Conference First Round (4-2)**

4/20	@	Minnesota	117-98	W	1-0
4/22	@	Minnesota	91-119	L	1-1
4/24	vs.	Minnesota	110-114 (OT)	L	1-2
4/27	vs.	Minnesota	102-97	W	2-2
4/29	@	Minnesota	120-90	W	3-2
5/1	vs.	Minnesota	101-85	W	4-2

**Western Conference Semifinals (2-4)**

5/5	@	San Antonio	82-87	L	0-1
5/7	@	San Antonio	95-114	L	0-2
5/9	vs.	San Antonio	110-95	W	1-2
5/11	vs.	San Antonio	99-95	W	2-2
5/13	@	San Antonio	94-96	L	2-3
5/15	vs.	San Antonio	82-110	L	2-4

**2004**

**Western Conference First Round (4-1)**

4/17	vs.	Houston	72-71	W	1-0
4/19	vs.	Houston	98-84	W	2-0
4/23	@	Houston	91-102	L	2-1
4/25	@	Houston	92-88	W	3-1
4/28	vs.	Houston	97-78	W	4-1

**Western Conference Semifinals (4-2)**

5/2	@	San Antonio	78-88	L	0-1
5/5	@	San Antonio	85-95	L	0-2
5/9	vs.	San Antonio	105-81	W	1-2
5/11	vs.	San Antonio	98-90	W	2-2
5/13	@	San Antonio	74-73	W	3-2
5/15	vs.	San Antonio	88-76	W	4-2

**Western Conference Finals (4-2)**

5/21	@	Minnesota	97-88	W	1-0
5/23	@	Minnesota	71-89	L	1-1
5/25	vs.	Minnesota	100-89	W	2-1
5/27	vs.	Minnesota	92-85	W	3-1
5/29	@	Minnesota	96-98	L	3-2
5/31	vs.	Minnesota	96-90	W	4-2

**NBA Finals (1-4)**

6/6	vs.	Detroit	75-87	L	0-1
6/8	vs.	Detroit	99-91	W	1-1
6/10	@	Detroit	68-88	L	1-2
6/13	@	Detroit	80-88	L	1-3
6/15	@	Detroit	87-100	L	1-4

**2006**

**Western Conference First Round (3-4)**

4/23	@	Phoenix	102-107	L	0-1
4/26	@	Phoenix	99-93	W	1-1
4/28	vs.	Phoenix	99-92	W	2-1
4/30	vs.	Phoenix	99-98 (OT)	W	3-1
5/2	@	Phoenix	97-114	L	3-2
5/4	vs.	Phoenix	118-126 (OT)	L	3-3
5/6	@	Phoenix	90-121	L	3-4

**2007**

**Western Conference First Round (1-4)**

4/22	@	Phoenix	87-95	L	0-1
4/24	@	Phoenix	98-126	L	0-2
4/26	vs.	Phoenix	95-89	W	1-2
4/29	vs.	Phoenix	100-113	L	1-3
5/2	@	Phoenix	110-119	L	1-4

**2008**

**Western Conference First Round (4-0)**

4/20	vs.	Denver	128-114	W	1-0
4/23	vs.	Denver	122-107	W	2-0
4/26	@	Denver	102-84	W	3-0
4/28	@	Denver	107-101	W	4-0

**Western Conference Semifinals (4-2)**

5/4	vs.	Utah	109-98	W	1-0
5/7	vs.	Utah	120-110	W	2-0
5/9	@	Utah	99-104	L	2-1
5/11	@	Utah	115-123 (OT)	L	2-2
5/14	vs.	Utah	111-104	W	3-2
5/16	@	Utah	108-105	W	4-2

**Western Conference Finals (4-1)**

5/21	vs.	San Antonio	89-85	W	1-0
5/23	vs.	San Antonio	101-71	W	2-0
5/25	@	San Antonio	84-103	L	2-1
5/27	@	San Antonio	93-91	W	3-1
5/29	vs.	San Antonio	100-92	W	4-1

**NBA Finals (2-4)**

6/5	@	Boston	88-98	L	0-1
6/8	@	Boston	102-108	L	0-2
6/10	vs.	Boston	87-81	W	1-2
6/12	vs.	Boston	91-97	L	1-3
6/15	vs.	Boston	103-98	W	2-3
6/17	@	Boston	92-131	L	2-4





# ALL-TIME PLAYOFF SCORES

## 2009

### Western Conference First Round (4-1)

4/19	vs.	Utah	113-100	W	1-0
4/21	vs.	Utah	119-109	W	2-0
4/23	@	Utah	86-88	L	2-1
4/25	@	Utah	108-94	W	3-1
4/27	vs.	Utah	107-96	W	4-1

### Western Conference Semifinals (4-3)

5/4	vs.	Houston	92-100	L	0-1
5/6	vs.	Houston	111-98	W	1-1
5/8	@	Houston	108-94	W	2-1
5/10	@	Houston	87-99	L	2-2
5/12	vs.	Houston	118-78	W	3-2
5/14	@	Houston	80-95	L	3-3
5/17	vs.	Houston	89-70	W	4-3

### Western Conference Finals (4-2)

5/19	vs.	Denver	105-103	W	1-0
5/21	vs.	Denver	103-106	L	1-1
5/23	@	Denver	103-97	W	2-1
5/25	@	Denver	101-120	L	2-2
5/27	vs.	Denver	103-94	W	3-2
5/29	@	Denver	119-92	W	4-2

### NBA Finals (4-1)

6/4	vs.	Orlando	100-75	W	1-0
6/7	vs.	Orlando	101-96 (OT)	W	2-0
6/9	@	Orlando	104-108	L	2-1
6/11	@	Orlando	99-91 (OT)	W	3-1
6/14	@	Orlando	99-86	W	4-1

## 2010

### Western Conference First Round (4-2)

4/18	vs.	Oklahoma City	87-79	W	1-0
4/20	vs.	Oklahoma City	95-92	W	2-0
4/22	@	Oklahoma City	96-101	L	2-1
4/24	@	Oklahoma City	89-110	L	2-2
4/27	vs.	Oklahoma City	111-87	W	3-2
4/30	@	Oklahoma City	95-94	W	4-2

### Western Conference Semifinals (4-0)

5/2	vs.	Utah	104-99	W	1-0
5/4	vs.	Utah	111-103	W	2-0
5/8	@	Utah	111-110	W	3-0
5/10	@	Utah	111-96	W	4-0

### Western Conference Finals (4-2)

5/17	vs.	Phoenix	128-107	W	1-0
5/19	vs.	Phoenix	124-112	W	2-0
5/23	@	Phoenix	109-118	L	2-1
5/25	@	Phoenix	106-115	L	2-2
5/27	vs.	Phoenix	103-101	W	3-2
5/29	@	Phoenix	111-103	W	4-2

### NBA Finals (4-3)

6/3	vs.	Boston	102-89	W	1-0
6/6	vs.	Boston	94-103	L	1-1
6/8	@	Boston	91-84	W	2-1
6/10	@	Boston	89-96	L	2-2
6/13	@	Boston	86-92	L	2-3
6/15	vs.	Boston	89-67	W	3-3
6/17	vs.	Boston	83-79	W	4-3

## 2011

### Western Conference First Round (4-2)

4/17	vs.	New Orleans	100-109	L	0-1
4/20	vs.	New Orleans	87-78	W	1-1
4/22	@	New Orleans	100-86	W	2-1
4/24	@	New Orleans	88-93	L	2-2
4/26	vs.	New Orleans	106-90	W	3-2
4/28	@	New Orleans	98-80	W	4-2

### Western Conference Semifinals (0-4)

5/2	vs.	Dallas	94-96	L	0-1
5/4	vs.	Dallas	81-93	L	0-2
5/6	@	Dallas	92-98	L	0-3
5/8	@	Dallas	86-122	L	0-4

## 2012

### Western Conference First Round (4-3)

4/29	vs.	Denver	103-88	W	1-0
5/1	vs.	Denver	104-100	W	2-0
5/4	@	Denver	84-99	L	2-1
5/6	@	Denver	92-88	W	3-1
5/8	vs.	Denver	99-102	L	3-2
5/10	@	Denver	96-113	L	3-3
5/12	vs.	Denver	96-87	W	4-3

### Western Conference Semifinals (1-4)

5/14	@	Oklahoma City	90-119	L	0-1
5/16	@	Oklahoma City	75-77	L	0-2
5/18	vs.	Oklahoma City	99-96	W	1-2
5/19	vs.	Oklahoma City	100-103	L	1-3
5/21	@	Oklahoma City	90-106	L	1-4

## 2013

### Western Conference First Round (0-4)

4/21	@	San Antonio	79-91	L	0-1
4/24	@	San Antonio	91-102	L	0-2
4/26	vs.	San Antonio	89-120	L	0-3
4/28	vs.	San Antonio	82-103	L	0-4





## THE OPPONENTS

<b>292</b>	Atlanta Hawks
<b>293</b>	Boston Celtics
<b>294</b>	Brooklyn Nets
<b>295</b>	Charlotte Hornets
<b>296</b>	Chicago Bulls
<b>297</b>	Cleveland Cavaliers
<b>298</b>	Dallas Mavericks
<b>299</b>	Denver Nuggets
<b>300</b>	Detroit Pistons
<b>301</b>	Golden State Warriors
<b>302</b>	Houston Rockets
<b>303</b>	Indiana Pacers
<b>304</b>	Los Angeles Clippers
<b>305</b>	Memphis Grizzlies
<b>306</b>	Miami Heat
<b>307</b>	Milwaukee Bucks
<b>308</b>	Minnesota Timberwolves
<b>309</b>	New Orleans Pelicans
<b>310</b>	New York Knicks
<b>311</b>	Oklahoma City Thunder
<b>312</b>	Orlando Magic
<b>313</b>	Philadelphia 76ers
<b>314</b>	Phoenix Suns
<b>315</b>	Portland Trail Blazers
<b>316</b>	Sacramento Kings
<b>317</b>	San Antonio Spurs
<b>318</b>	Toronto Raptors
<b>319</b>	Utah Jazz
<b>320</b>	Washington Wizards

**Atlanta Hawks**

Centennial Tower, 101 Marietta St., Suite 1900, Atlanta, GA 30303  
phone: (404) 878-3800 / [www.hawks.com](http://www.hawks.com)

**BASKETBALL DIRECTORY / GENERAL INFORMATION**

**Principal Owner & Chair of Board of Directors/NBA Governor:**

Tony Ressler

**President of Basketball Operations / Head Coach:** Mike Budenholzer

**General Manager:** Wes Wilcox

**Assistant Coaches:** Kenny Atkinson, Darvin Ham, Taylor Jenkins, Charles Lee, Neven Spahija, Ben Sulivan

**Head Athletic Trainer:** Art Home

**Vice President of Public Relations:** Garin Narain

**Director of Media Relations:** Jon Steinberg

**Senior Manager of Media Relations:** Jason Roose

**Home Court:** Philips Arena (18,047) - opened in 1999

**Colors:** Torch Red, Georgia Granite Gray, Volt Green

**Radio:** 92.9 FM The Game - Steve Holman

**Television:** FOX Sports Southeast - Bob Rathbun, Dominique Wilkins, Andre Aldridge, Olivia Harlan

**FRANCHISE TIMELINE / LAKERS RECORD**

Tri-Cities Blackhawks	(founded 1949-50)	W/L: 12-0
Milwaukee Hawks	(founded 1951-52)	W/L: 30-12
St. Louis Hawks	(founded 1955-56)	W/L: 68-79
Atlanta Hawks	(founded 1968-69)	W/L: 75-46

**ALL-TIME WIN / LOSS**

	Home	Away	Neutral	Overall
Minneapolis Era	22-15	18-25	21-14	61-54
Los Angeles Era	71-33	50-49	3-1	124-83
<b>All-Time Totals</b>	<b>93-48</b>	<b>68-74</b>	<b>24-15</b>	<b>185-137</b>
Lakers vs. Atlanta	44-17	31-29	-	75-46

**2014-15 RESULTS**

11/18/14	@ Atlanta	114-109 (W)
3/15/15	vs. Atlanta	86-91 (L)

**2015-16 MEETINGS**

12/4/15	@ Atlanta	8:00 pm
3/4/16	vs. Atlanta	7:30 pm (ESPN)

**LAKERS 2014-15 STATISTICS VS. ATLANTA**

	G	GS	MIN	FG	FGA	FG%	FG3	FG3A	FG3%	FT	FTA	FT%	OFF	DEF	TOT	AST	PF	DQ	STL	TO	BLK	PTS	P/G	HI
Bryant	1	1	37	10	18	.556	3	7	.429	5	5	1.000	0	4	4	3	4	0	1	3	0	28	28.0	28
Young	1	0	28	6	10	.600	2	4	.500	3	5	.600	1	4	5	0	1	0	1	0	0	17	17.0	17
Boozer	2	1	57	15	24	.625	0	0	---	3	4	.750	6	11	17	5	6	0	0	3	0	33	16.5	20
Kelly	1	0	24	5	12	.417	3	6	.500	0	0	---	1	3	4	1	0	0	1	1	0	13	13.0	13
Hill	2	2	53	11	27	.407	0	0	---	2	2	1.000	9	10	19	3	6	0	0	3	0	24	12.0	18
Lin	2	1	49	9	13	.692	1	3	.333	3	4	.750	0	6	6	10	6	0	4	6	0	22	11.0	15
Clarkson	1	1	31	4	13	.308	0	1	.000	2	2	1.000	4	4	8	6	6	1	0	2	0	10	10.0	10
Brown	1	0	22	4	5	.800	1	2	.500	0	0	---	0	1	1	0	2	0	2	1	0	9	9.0	9
Davis	2	0	46	6	12	.500	0	0	---	1	4	.250	5	15	20	4	5	0	2	4	2	13	6.5	7
Ellington	1	1	24	2	11	.182	2	4	.500	0	0	---	1	0	1	4	1	0	0	2	0	6	6.0	6
Johnson	2	2	57	5	17	.294	1	7	.143	1	4	.250	1	1	2	2	1	0	1	2	1	12	6.0	8
Sacre	1	0	12	2	4	.500	0	0	---	0	0	---	0	1	1	3	0	0	0	0	0	4	4.0	4
Black (LAL)	1	1	21	2	5	.400	0	0	---	3	3	1.000	4	3	7	1	2	0	0	1	1	7	7.0	7
Price	1	0	18	0	1	.000	0	1	.000	2	4	.500	0	3	3	5	3	0	1	4	0	2	2.0	2

**CURRENT STREAK**

Lost 1

**CURRENT HOME STREAK**

Lost 1

**CURRENT ROAD STREAK**

Won 1

**LAST HOME WIN**

11/3/13 (105-103)

**LAST ROAD WIN**

11/18/14 (114-109)

**LAST HOME LOSS**

3/15/15 (86-91)

**LAST ROAD LOSS**

12/16/13 (100-114)

**LARGEST WINNING MARGIN**

47 vs. Milwaukee, 12/16/51 (99-52)

46 vs. Atlanta, 1/9/04 (113-67)

**LARGEST LOSING MARGIN**

43 @ St. Louis, 2/14/59 (96-139)

27 @ Atlanta, 10/11/73 (102-129)

**MOST POINTS SCORED**

141 vs. Atlanta, 2/14/86

**MOST POINTS ALLOWED**

139 @ St. Louis, 2/14/59

129 @ Atlanta, 10/11/73

**FEWEST POINTS SCORED\***

74 vs. St. Louis, 12/29/55

75 @ Atlanta, 2/28/97

**FEWEST POINTS ALLOWED\***

67 vs. Mil. Hawks, 11/6/54

67 vs. Atlanta, 1/9/04

**HIGH INDIV. GAME (LAKERS)**

52, E. Baylor vs. St. Louis, 12/13/61

52, E. Baylor vs. St. Louis, 12/11/61

42, J. West vs. Atlanta, 2/12/70

**HIGH INDIV. GAME (HAWKS)**

49, B. Pettit vs. St. Louis, 12/13/61

48, J. Drew vs. Atlanta, 2/12/78





**Boston Celtics**  
 226 Causeway St., 4th Floor, Boston, MA 02114  
 phone: (617) 854-8000 / fax: (617) 523-5949 / www.celtics.com

**BASKETBALL DIRECTORY / GENERAL INFORMATION**

**Managing Partner, Governor & CEO:** Wyc Grousbeck  
**President of Basketball Operations:** Danny Ainge  
**Head Coach:** Brad Stevens  
**Assistant Coaches:** Jay Larranaga, Walter McCarty, Micah Shrewsberry, Jamie Young, Darren Erman  
**Athletic Trainer:** Ed Lacerte  
**Vice President, Media Services / Alumni Relations:** Jeff Twiss  
**Sr. Director of Public Relations:** Heather Walker  
**Media Services Manager:** Brian Olive  
**Home Court:** TD Garden (18,624) - opened in 1995  
**Colors:** Green, Gold, Black, Brown, Beige and White  
**Radio:** CBS Radio Boston Broadcasters - Sean Grande, Cedric Maxwell  
**Television:** Comcast SportsNet - Mike Gorman, Tom Heinsohn, Brian Scalabrine, Abby Chin



**FRANCHISE TIMELINE**

Boston Celtics (founded 1946-47)

**ALL-TIME WIN / LOSS**

	Home	Away	Neutral	Overall
Minneapolis Era	22-8	10-27	5-19	37-54
Los Angeles Era	52-41	38-52	0-8	90-101
<b>All-Time Totals</b>	<b>74-49</b>	<b>48-79</b>	<b>5-27</b>	<b>127-155</b>

**2014-15 RESULTS**

12/5/14 @ Boston 96-113 (L)  
 2/22/15 vs. Boston 118-111 OT (W)

**2015-16 MEETINGS**

12/30/15 @ Boston 7:30 pm  
 4/3/16 vs. Boston 6:30 pm

**LAKERS 2014-15 STATISTICS VS. BOSTON**

	G	GS	MIN	FG	FGA	FG%	FG3	FG3A	FG3%	FT	FTA	FT%	OFF	DEF	TOT	AST	PF	DQ	STL	TO	BLK	PTS	P/G	HI
Bryant	1	1	33	9	21	.429	1	3	.333	3	3	1.000	0	3	3	3	1	0	1	3	0	22	22.0	22
Lin	2	1	50	15	23	.652	2	4	.500	7	9	.778	0	0	0	8	6	0	1	3	0	39	19.5	25
Young	2	0	49	10	23	.435	4	8	.500	11	14	.786	0	4	4	2	3	0	1	1	1	35	17.5	19
Hill	2	1	41	9	15	.600	0	0	---	5	7	.714	2	7	9	1	2	0	0	5	2	23	11.5	13
Johnson	2	1	58	9	16	.563	2	6	.333	2	2	1.000	1	7	8	2	2	0	2	5	1	22	11.0	22
Ellington	2	1	49	7	14	.500	2	3	.667	2	2	1.000	0	9	9	5	3	0	0	1	0	18	9.0	11
Boozer	2	2	46	7	16	.438	0	0	---	0	3	.000	2	13	15	2	7	0	0	4	0	14	7.0	12
Clarkson	2	1	19	5	9	.556	1	3	.333	1	1	1.000	0	4	4	2	3	0	0	3	0	12	6.0	9
Kelly	1	1	21	2	5	.400	0	2	.000	2	2	1.000	0	3	3	0	1	0	0	0	0	6	6.0	6
Davis	2	0	56	4	8	.500	0	0	---	3	10	.300	4	12	16	1	3	0	0	0	3	11	5.5	6
Price	2	0	42	3	13	.231	1	5	.200	3	4	.750	2	3	5	8	8	1	5	2	0	10	5.0	7
Black (LAL)	1	0	4	0	1	.000	0	0	---	0	0	---	1	2	3	0	3	0	0	1	0	0	0.0	0
Sacre	2	1	38	1	12	.083	0	0	---	0	0	---	1	4	5	2	3	0	0	1	1	2	1.0	2

**CURRENT STREAK**

Won 1

**LAST HOME LOSS**

1/30/11 (96-109)

**MOST POINTS ALLOWED**

173 @ Boston, 2/27/59  
 140 @ Boston, 12/17/60

**CURRENT HOME STREAK**

Won 4

**LAST ROAD LOSS**

12/5/14 (96-113)

**FEWEST POINTS SCORED\***

75 @ Boston, 11/11/55  
 78 @ Boston, 11/27/63

**CURRENT ROAD STREAK**

Lost 1

**LARGEST WINNING MARGIN**

37 @ Boston, 2/11/68 (141-104)

**FEWEST POINTS ALLOWED\***

73 @ Boston, 3/16/69

**LAST HOME WIN**

2/22/15 (118-111 OT)

**LARGEST LOSING MARGIN**

44 @ Boston, 11/11/55 (75-119)  
 36 @ Boston, 11/27/63 (78-114)

**HIGH INDIV. GAME (LAKERS)**

50, E. Baylor @ Boston, 2/13/63

**LAST ROAD WIN**

1/17/14 (107-104)

**MOST POINTS SCORED**

141 @ Boston, 2/11/68

**HIGH INDIV. GAME (CELTICS)**

42, P. Pierce vs. Boston, 3/13/01



\* since introduction of the shot clock in 1954-55



# BROOKLYN NETS



## Brooklyn Nets

390 Murray Hill Parkway, East Rutherford, NJ 07073  
phone: (201) 635-3109 / www.brooklynnets.com

## BASKETBALL DIRECTORY / GENERAL INFORMATION

**Principal Owner:** Mikhail Prokhorov  
**General Manager:** Billy King  
**Head Coach:** Lionel Hollins  
**Assistant Coaches:** Paul Westphal, Tony Brown, Joe Wolf, Jay Humphries  
**Assistant Coach/Advance Scout:** Jim Sann  
**Athletic Trainer:** Tim Walsh  
**Vice President, Public Relations:** Gary Sussman  
**Senior Director, Public Relations:** Aaron Harris  
**Manager, Public Relations:** Eli Pearlstein  
**Home Court:** Barclays Center (17,732) - opened in 2012  
**Colors:** Black and White  
**Radio:** WFAN (660 AM / 101.9 FM) - Chris Carrino, Tim Capstraw  
**Spanish Radio:** WADO (1280 AM) - Ino Gomez, Max Perez Jimenez  
**Television:** YES Network - Ian Eagle, Mike Fratello, Ryan Ruocco, Jim Spanarkel, Donny Marshall, Sarah Kustok

## FRANCHISE TIMELINE

New York Nets (founded 1976-77) W/L: 4-0  
New Jersey Nets (founded 1977-78) W/L: 52-19  
Brooklyn Nets (founded 2012-13) W/L: 3-3

## ALL-TIME WIN / LOSS

	Home	Away	Neutral	Overall
Lakers vs. Nets	31-10	28-12	-	59-22

## 2014-15 RESULTS

2/20/15 vs. Brooklyn 105-114 (L)  
3/29/15 @ Brooklyn 99-107 (L)

## 2015-16 MEETINGS

11/6/15 @ Brooklyn 7:30 pm  
3/1/16 vs. Brooklyn 7:30 pm

## LAKERS 2014-15 STATISTICS VS. BROOKLYN

	G	GS	MIN	FG	FGA	FG%	FG3	FG3A	FG3%	FT	FTA	FT%	OFF	DEF	TOT	AST	PF	DQ	STL	TO	BLK	PTS	P/G	HI
Lin	1	0	24	6	9	.667	1	4	.250	5	8	.625	0	1	1	2	3	0	1	1	0	18	18.0	18
Hill	2	0	56	15	32	.469	0	0	---	4	7	.571	9	17	26	2	5	0	1	2	2	34	17.0	22
Johnson	1	1	35	8	16	.500	1	4	.250	0	0	---	1	4	5	3	1	0	0	1	1	17	17.0	17
Davis	1	0	28	8	10	.800	0	0	---	0	3	.000	3	11	14	3	3	0	2	0	1	16	16.0	16
Clarkson	2	2	59	12	22	.545	2	6	.333	4	5	.800	1	9	10	12	4	0	0	2	0	30	15.0	18
Brown	1	0	31	4	14	.286	1	5	.200	2	2	1.000	0	4	4	3	0	0	4	2	1	11	11.0	11
Ellington	2	2	51	8	22	.364	3	11	.273	2	2	1.000	1	4	5	3	1	0	2	3	0	21	10.5	13
Kelly	2	2	59	6	13	.462	1	5	.200	5	5	1.000	1	2	3	6	4	0	2	2	2	18	9.0	12
Secre	2	1	40	7	14	.500	0	0	---	3	4	.750	4	3	7	3	1	0	2	3	1	17	8.5	13
Price	1	0	27	2	7	.286	0	1	.000	2	2	1.000	0	0	0	8	4	0	3	2	0	6	6.0	6
Black (LAL)	2	2	45	5	12	.417	0	0	---	1	2	.500	3	8	11	2	5	0	0	2	0	11	5.5	8
Young	1	0	25	2	9	.222	1	5	.200	0	0	---	0	3	3	0	1	0	0	1	0	5	5.0	5

## CURRENT STREAK

Lost 3

## LAST ROAD LOSS

3/29/15 (99-107)

## FEWEST POINTS ALLOWED

80 vs. New Jersey, 11/26/09

## CURRENT HOME STREAK

Lost 2

## LARGEST WINNING MARGIN

27 vs. New Jersey, 11/25/08 (120-93)

## HIGH INDIV. GAME (LAKERS)

50, S. O'Neal @ New Jersey, 4/2/98

## CURRENT ROAD STREAK

Lost 1

## LARGEST LOSING MARGIN

27 @ New Jersey, 12/19/02 (71-98)

## HIGH INDIV. GAME (NETS)

50, S. Marbury @ New Jersey, 2/13/01

## LAST HOME WIN

11/20/12 (95-90)

## MOST POINTS SCORED

147 vs. New Jersey, 11/25/83

## LAST ROAD WIN

11/27/13 (99-94)

## MOST POINTS ALLOWED

123 vs. New Jersey, 11/25/83

## LAST HOME LOSS

2/20/15 (105-114)

## FEWEST POINTS SCORED

71 @ New Jersey, 12/19/02





**Charlotte Hornets**

333 E. Trade Street, Charlotte, NC 28202  
phone: (704) 688-8600 / www.hornets.com

**BASKETBALL DIRECTORY / GENERAL INFORMATION**

**Chairman:** Michael Jordan  
**General Manager:** Rich Cho  
**Head Coach:** Steve Clifford  
**Associate Head Coach:** Patrick Ewing  
**Assistant Coaches:** Stephen Silas, Pat Delaney, Bob Weiss,  
Steve Hetzel, Bruce Kruetzer  
**Head Athletic Trainer:** Steve Stricker  
**Vice President, Communications:** Mike Cristaldi  
**Director, Communications:** Josh Rosen  
**Senior Manager, Communications:** Brian Travis  
**Home Court:** Time Warner Cable Arena (19,077) - opened in 2005  
**Colors:** Purple, Teal, Black, Cool Gray and Light Blue  
**Radio:** WFNZ - Steve Martin, Matt Carroll  
**Television:** Fox Sports Southeast - Steve Martin, Dell Curry,  
Stephanie Ready



**FRANCHISE TIMELINE**

Charlotte Hornets (founded 1988-89) W/L: 21-8  
Charlotte Bobcats (founded 2004-05) W/L: 10-9  
Charlotte Hornets (founded 2014-15) W/L: 1-1

**ALL-TIME WIN / LOSS**

Lakers vs. Hornets	Home 18-8	Away 14-10	Neutral -	Overall 32-18
--------------------	--------------	---------------	--------------	------------------

**2014-15 RESULTS**

11/9/14 vs. Charlotte 107-92 (W)  
3/3/15 @ Charlotte 103-104 (L)

**2015-16 MEETINGS**

12/28/15 @ Charlotte 7:00 pm  
1/31/16 vs. Charlotte 6:30 pm

**LAKERS 2014-15 STATISTICS VS. CHARLOTTE**

	G	GS	MIN	FG	FGA	FG%	FG3	FG3A	FG3%	FT	FTA	FT%	OFF	DEF	TOT	AST	PF	DQ	STL	TO	BLK	PTS	P/G	HI	
Lin	2	1	63	17	28	.607	6	10	.600	4	4	1.000	2	7	9	15	6	0	3	4	1	44	22.0	23	
Bryant	1	1	34	7	20	.350	1	5	.200	6	7	.857	0	6	6	4	1	0	1	4	0	21	21.0	21	
Clarkson	1	1	33	9	19	.474	1	7	.143	0	0	---	0	1	1	4	4	0	1	0	0	19	19.0	19	
Boozer	2	2	56	12	19	.632	0	0	---	7	8	.875	1	15	16	2	7	0	1	2	0	31	15.5	16	
Hill	2	1	52	11	25	.440	0	0	---	0	0	---	2	10	12	9	7	0	0	1	1	22	11.0	12	
Davis	2	0	45	7	8	.875	0	0	---	2	5	.400	2	5	7	2	4	0	0	3	1	16	8.0	10	
Ellington	2	1	56	5	12	.417	2	4	.500	4	4	1.000	3	3	6	1	1	0	0	3	0	16	8.0	9	
Johnson	2	1	60	6	13	.462	1	3	.333	2	2	1.000	2	6	8	3	5	0	2	2	1	15	7.5	10	
Kelly	1	1	22	1	6	.167	1	3	.333	4	4	1.000	0	4	4	4	0	0	1	1	0	7	7.0	7	
Price	1	0	18	2	6	.333	0	2	.000	3	3	1.000	0	2	2	2	8	4	0	3	1	0	7	7.0	7
Sacre	2	1	33	4	10	.400	0	0	---	4	6	.667	2	6	8	0	5	0	1	0	2	12	6.0	6	
Henry	1	0	7	0	2	.000	0	0	---	0	0	---	0	0	0	0	0	0	1	1	0	0	0.0	0	

**CURRENT STREAK**

Lost 1

**LAST HOME LOSS**

1/31/14 (100-110)

**MOST POINTS ALLOWED**

141 @ Charlotte, 11/24/93

**CURRENT HOME STREAK**

Won 1

**LAST ROAD LOSS**

3/3/15 (103-104)

**FEWEST POINTS SCORED**

78 @ Charlotte, 11/6/96

**CURRENT ROAD STREAK**

Lost 1

**LARGEST WINNING MARGIN**

41 @ Charlotte, 3/12/02 (107-66)

**FEWEST POINTS ALLOWED**

66 vs. Charlotte, 3/12/02

**LAST HOME WIN**

11/9/14 (107-92)

**LARGEST LOSING MARGIN**

20 @ Charlotte, 2/14/11 (109-89)

**HIGH INDIV. GAME (LAKERS)**

58, K. Bryant @ Charlotte, 12/29/06 (30T)

**LAST ROAD WIN**

12/14/13 (88-85)

**MOST POINTS SCORED**

128 vs. Charlotte, 1/15/91


**HIGH INDIV. GAME (HORNETS)**

40, A. Jefferson vs. Charlotte, 1/31/14





# CHICAGO BULLS



### Chicago Bulls

1901 West Madison Street, Chicago, IL 60612  
phone: (312) 455-4000 / [www.bulls.com](http://www.bulls.com)

### BASKETBALL DIRECTORY / GENERAL INFORMATION

**Chairman:** Jerry Reinsdorf

**President & COO:** Michael Reinsdorf

**Executive Vice President, Basketball Operations:** John Paxson

**Head Coach:** Fred Hoiberg

**Associate Head Coach:** Jim Boylen

**Assistant Coaches:** Pete Myers, Randy Brown,  
Mike Wilhelm, Charlie Henry

**Head Athletic Trainer:** Jeff Tanaka

**Senior Director of Public & Media Relations:** Tim Hallam

**Senior Manager of Public & Media Relations:** Matt Yob

**Manager of Public & Media Relations:** Shaun Hickombottom

**Home Court:** United Center (20,917) - opened in 1994

**Colors:** Red, White and Black

**Radio:** WMVP (AM 1000) - Chuck Swirsky, Bill Wennington, Steve Kashul

**Spanish Radio:** WRTO (1200 AM) - Omar Ramos, Matt Moreno

**Television:** WGN (Ch. 9) / WPWR (Ch. 50) / Comcast SportsNet

**Chicago (cable) -** Neil Funk, Stacey King

### FRANCHISE TIMELINE

Chicago Bulls (founded 1966-67)

### ALL-TIME WIN / LOSS

	Home	Away	Neutral	Overall
Lakers vs. Bulls	47-26	37-33	2-1	86-60

### 2014-15 RESULTS

12/25/14 @ Chicago 93-113 (L)  
1/29/15 vs. Chicago 123-118 2OT (W)

### 2015-16 MEETINGS

1/28/16 vs. Chicago 7:30 pm (TNT)  
2/21/16 @ Chicago 7:00 pm (ESPN)

### LAKERS 2014-15 STATISTICS VS. CHICAGO

	G	GS	MIN	FG	FGA	FG%	FG3	FG3A	FG3%	FT	FTA	FT%	OFF	DEF	TOT	AST	PF	DQ	STL	TO	BLK	PTS	P/G	HI
Hill	2	2	73	17	38	.447	0	0	---	8	10	.800	1	17	18	5	4	0	2	3	3	42	21.0	26
Ellington	2	2	81	14	31	.452	2	9	.222	5	5	1.000	4	3	7	5	4	0	1	2	0	35	17.5	23
Boozer	2	0	45	15	25	.600	0	0	---	0	0	---	6	7	13	2	6	0	2	2	30	15.0	16	
Johnson	2	1	71	9	27	.333	2	7	.286	6	8	.750	3	11	14	0	8	0	3	1	1	26	13.0	19
Davis	2	1	49	9	17	.529	0	0	---	5	8	.625	12	11	23	2	5	0	0	0	3	23	11.5	13
Clarkson	2	1	54	6	17	.353	1	1	1.000	6	7	.857	2	2	4	5	1	0	3	3	3	19	9.5	18
Lin	2	0	45	7	19	.368	0	1	.000	3	4	.750	0	1	1	7	3	0	2	2	0	17	8.5	11
Price	1	1	29	3	7	.429	1	3	.333	0	0	---	0	0	0	8	3	0	3	2	0	7	7.0	7
Sacre	2	1	45	4	8	.500	0	0	---	3	4	.750	5	5	10	5	8	1	0	0	4	11	5.5	9
Kelly	1	1	21	1	3	.333	1	1	1.000	0	0	---	1	1	2	3	4	0	0	1	0	3	3.0	3
Young	1	0	17	1	6	.167	1	3	.333	0	0	---	0	1	1	2	2	0	0	1	0	3	3.0	3

### CURRENT STREAK

Won 1

### LAST ROAD LOSS

12/25/14 (93-113)

### FEWEST POINTS ALLOWED

72 vs. Chicago, 11/19/06

### CURRENT HOME STREAK

Won 1

### LARGEST WINNING MARGIN

28 vs. Chicago, 11/18/07 (106-78)

### HIGH INDIV. GAME (LAKERS)

45, E. Baylor @ Chicago, 10/19/66

### CURRENT ROAD STREAK

Lost 4

### LARGEST LOSING MARGIN

23 @ Chicago, 2/18/75 (128-105)

### HIGH INDIV. GAME (BULLS)

54, M. Jordan vs. Chicago, 11/20/92

### LAST HOME WIN

1/29/15 (123-118 2OT)

### MOST POINTS SCORED

154 vs. Chicago, 11/23/66

### LAST ROAD WIN

12/15/09 (96-87)

### MOST POINTS ALLOWED

134 @ Chicago, 10/19/66

### LAST HOME LOSS

2/9/14 (86-92)

### FEWEST POINTS SCORED

76 vs. Chicago, 11/17/74





**Cleveland Cavaliers**

One Center Court, Cleveland, OH 44115  
phone: (216) 420-2000 / www.cavs.com

**BASKETBALL DIRECTORY / GENERAL INFORMATION**

**Majority Owner / Chairman:** Dan Gilbert  
**General Manager:** David Griffin  
**Head Coach:** David Blatt  
**Associate Head Coach:** Tyronn Lue  
**Assistant Coaches:** Jim Boylan, Larry Drew, Bret Brielmaier, James Posey  
**Head Athletic Trainer:** Stephen Spiro  
**Sr. Vice President, Communications/Broadcasting:** Tad Carper  
**Director of Basketball Communications:** B.J. Evans  
**Basketball Communications Manager:** Jeff Schaefer  
**Home Court:** Quicken Loans Arena (20,562) - opened in 1994  
**Colors:** Wine and Gold  
**Radio:** WTAM (1100 AM) - John Michael, Jim Chones, Mike Snyder  
**Spanish Radio:** LA MEGA (87.7 FM) - Rafael Hernández Brito  
**Television:** FOX Sports Ohio - Fred McLeod, Austin Carr, Allie Clifton



**FRANCHISE TIMELINE**

Cleveland Cavaliers (founded 1970-71)

**ALL-TIME WIN / LOSS**

	Home	Away	Neutral	Overall
Lakers vs. Cavaliers	37-16	24-29	-	61-45

**2014-15 RESULTS**

1/15/15 vs. Cleveland 102-109 (L)  
2/8/15 @ Cleveland 105-120 (L)

**2015-16 MEETINGS**

2/10/16 @ Cleveland 8:00 pm (ESPN)  
3/10/16 vs. Cleveland 7:30 pm (TNT)

**LAKERS 2014-15 STATISTICS VS. CLEVELAND**

	G	GS	MIN	FG	FGA	FG%	FG3	FG3A	FG3%	FT	FTA	FT%	OFF	DEF	TOT	AST	PF	DQ	STL	TO	BLK	PTS	P/G	HI
Clarkson	1	1	27	6	14	.429	0	2	.000	8	9	.889	3	3	6	4	1	0	3	0	0	20	20.0	20
Hill	1	1	32	10	14	.714	0	0	---	0	0	---	1	5	6	1	2	0	3	1	1	20	20.0	20
Bryant	1	1	32	7	14	.500	3	6	.500	2	3	.667	1	5	6	17	0	0	0	3	0	19	19.0	19
Davis	2	1	46	9	12	.750	0	0	---	6	8	.750	5	9	14	2	4	0	2	1	1	24	12.0	16
Ellington	1	1	30	5	14	.357	2	6	.333	0	0	---	1	4	5	2	0	0	0	0	0	12	12.0	12
Johnson	2	1	59	8	19	.421	4	8	.500	3	3	1.000	2	5	7	4	5	0	2	1	0	23	11.5	15
Young	2	0	45	7	23	.304	4	15	.267	4	5	.800	1	2	3	3	7	0	0	1	0	22	11.0	14
Lin	2	0	36	8	13	.615	2	2	1.000	2	2	1.000	1	3	4	6	4	0	0	5	0	20	10.0	11
Boozer	2	0	39	8	16	.500	0	0	---	2	3	.667	4	3	7	4	3	0	0	1	0	18	9.0	9
Black (LAL)	2	1	42	7	11	.636	0	0	---	2	3	.667	5	6	11	2	8	0	1	1	1	16	8.0	8
Price	1	1	27	1	5	.200	0	2	.000	3	4	.750	0	2	2	1	3	0	1	1	0	5	5.0	5
Sacre	1	1	24	2	8	.250	0	0	---	0	2	.000	2	3	5	2	0	0	2	2	2	4	4.0	4
Kelly	2	1	42	2	13	.154	0	6	.000	0	0	---	1	4	5	0	7	0	1	1	1	4	2.0	2

**CURRENT STREAK**

Lost 2

**LAST HOME LOSS**

1/15/15 (102-109)

**MOST POINTS ALLOWED**

154 @ Cleveland, 1/29/80 (4OT)  
129 vs. Cleveland, 11/5/85

**CURRENT HOME STREAK**

Lost 2

**LAST ROAD LOSS**

2/8/15 (105-120)

**FEWEST POINTS SCORED**

70 @ Cleveland, 11/5/02

**CURRENT ROAD STREAK**

Lost 1

**LARGEST WINNING MARGIN**

55 vs. Cleveland, 1/11/11 (112-57)

**FEWEST POINTS ALLOWED**

57 vs. Cleveland, 1/11/11

**LAST HOME WIN**

1/13/13 (113-93)

**LARGEST LOSING MARGIN**

38 @ Cleveland, 11/30/94 (79-117)

**HIGH INDIV. GAME (LAKERS)**

47, K. Bryant @ Cleveland, 1/30/01

**LAST ROAD WIN**

2/5/14 (119-108)

**MOST POINTS SCORED**

153 @ Cleveland, 1/29/80 (4OT)  
140 vs. Cleveland, 11/11/79

**HIGH INDIV. GAME (CAVALIERS)**

41, L. James vs. Cleveland, 1/27/08





# DALLAS MAVERICKS



## Dallas Mavericks

American Airlines Center, 2500 Victory Ave., Dallas, TX 75219  
phone: (214) 665-4660 / [www.mavs.com](http://www.mavs.com)

## BASKETBALL DIRECTORY / GENERAL INFORMATION

Owner: Mark Cuban

President of Basketball Operations / General Manager: Donn Nelson

Head Coach: Rick Carlisle

Assistant Coaches: Melvin Hunt, Kaleb Canales,

Jamahl Mosley, Darrell Armstrong

Head Athletic Trainer: Casey Smith

Vice President of Basketball Communications: Sarah Melton

Director of Basketball Communications: Scott Tomlin

Basketball Communications Manager: Alan Rakowski

Home Court: American Airlines Center (19,200) - opened in 2001

Colors: Blue, Black and Silver

Radio: ESPN Radio (103.3 FM) - Chuck Cooperstein, Brad Davis;

Spanish Radio: ESPN Deportes (1540 AM) - Victor Villalba

Television: Fox Sports Southwest - Mark Followill, Derek Harper, Jeff Wade

## FRANCHISE TIMELINE

Dallas Mavericks (founded 1980-81)

## ALL-TIME WIN / LOSS

	Home	Away	Neutral	Overall
Lakers vs. Mavericks	56-15	48-24	-	104-39

## 2014-15 RESULTS

11/21/14 @ Dallas 106-140 (L)

12/26/14 @ Dallas 98-102 (L)

3/8/15 vs. Dallas 93-100 (L)

4/12/15 vs. Dallas 106-120 (L)

## 2015-16 MEETINGS

11/1/15 vs. Dallas 6:30 pm

11/13/15 @ Dallas 7:30 pm

1/26/16 vs. Dallas 7:30 pm

## LAKERS 2014-15 STATISTICS VS. DALLAS

	G	GS	MIN	FG	FGA	FG%	FG3	FG3A	FG3%	FT	FTA	FT%	OFF	DEF	TOT	AST	PF	DQ	STL	TO	BLK	PTS	P/G	HI
Brown	1	1	42	4	13	.308	2	6	.333	8	9	.889	0	2	2	2	2	0	0	1	0	18	18.0	18
Bryant	1	1	31	6	22	.273	1	4	.250	4	4	1.000	2	3	5	7	2	0	1	2	0	17	17.0	17
Boozer	3	1	66	23	42	.548	0	0	---	1	4	.250	7	10	17	4	9	0	2	3	0	47	15.7	18
Clarkson	4	2	101	19	41	.463	3	8	.375	12	13	.923	6	5	11	12	8	0	3	8	1	53	13.3	26
Johnson	4	4	100	18	37	.486	7	14	.500	6	9	.667	6	11	17	7	3	0	2	3	1	49	12.3	16
Hill	3	3	81	17	26	.654	0	0	---	2	2	1.000	10	17	27	6	9	0	2	9	2	36	12.0	16
Ellington	3	2	76	13	32	.406	4	14	.286	3	4	.750	2	10	12	5	7	0	3	3	0	33	11.0	13
Buycks	1	0	24	4	11	.364	0	2	.000	2	2	1.000	0	1	1	2	2	0	0	1	0	10	10.0	10
Lin	3	1	72	11	25	.440	3	8	.375	5	6	.833	2	9	11	17	10	0	2	9	4	30	10.0	18
Young	2	0	48	7	23	.304	6	11	.545	0	0	---	0	5	5	4	4	0	1	3	1	20	10.0	15
Davis	4	1	84	12	23	.522	0	0	---	11	17	.647	15	12	27	6	12	0	0	3	5	35	8.8	11
Black (LAL)	2	2	59	5	10	.500	0	0	---	6	8	.750	4	20	24	3	5	0	2	3	2	16	8.0	10
Kelly	2	1	62	2	14	.143	0	7	.000	8	10	.800	0	4	4	6	6	0	1	2	2	12	6.0	10
Sacre	3	0	51	8	11	.727	0	0	---	1	4	.250	4	11	15	1	4	0	0	2	0	17	5.7	10
Price	2	1	51	3	13	.231	1	6	.167	0	0	---	0	2	2	5	8	1	1	2	1	7	3.5	7
Henry	1	0	12	0	1	.000	0	0	---	3	6	.500	0	0	0	0	0	0	0	0	0	3	3.0	3

## CURRENT STREAK

Lost 7

## LAST HOME LOSS

4/12/15 (106-120)

## MOST POINTS ALLOWED

140 vs. Dallas, 11/21/14

## CURRENT HOME STREAK

Lost 3

## LAST ROAD LOSS

12/26/14 (98-102)

## FEWEST POINTS SCORED

72 @ Dallas, 11/19/02

72 vs. Dallas, 3/11/07

## CURRENT ROAD STREAK

Lost 4

## LARGEST WINNING MARGIN

35 vs. Dallas, 1/3/10 (131-96)

## FEWEST POINTS ALLOWED

70 vs. Dallas, 1/16/12

## LAST HOME WIN

4/2/13 (101-81)

## LARGEST LOSING MARGIN

36 vs. Dallas, 3/11/07 (72-108)

## HIGH INDIV. GAME (LAKERS)

62, K. Bryant vs. Dallas, 12/20/05

## LAST ROAD WIN

2/24/13 (103-99)

## MOST POINTS SCORED

138 vs. Dallas, 3/14/82

## HIGH INDIV. GAME (MAVERICKS)

42, M. Aguirre vs. Dallas, 12/2/83



**Denver Nuggets**

1000 Chopper Circle, Denver, CO 80204  
phone: (303) 405-1100 / www.nuggets.com

**BASKETBALL DIRECTORY / GENERAL INFORMATION**

**Owner:** E. Stanley Kroenke  
**President & Governor:** Josh Kroenke  
**General Manager & Executive VP, Basketball Operations:** Tim Connelly  
**Head Coach:** Michael Malone  
**Assistant Coaches:** Ed Pinckney, Wes Unseld Jr., Chris Fleming, Micah Nori, Ryan Bowen, Dee Brown, Noel Gillespie, John Beckett  
**Head Athletic Trainer:** Dan Shimensky  
**Media Relations Director:** Tim Gelt  
**Media Relations Manager:** Nick O'Hayre  
**Home Court:** Pepsi Center (19,155) - opened in 1999  
**Colors:** Light Blue, Dark Blue and Yellow  
**Radio:** Altitude Radio Network - Jason Kosmicki  
**Television:** Altitude Sports & Entertainment - Chris Marlowe, Scott Hastings

**FRANCHISE TIMELINE**

Denver Nuggets (founded 1967-68)

**ALL-TIME WIN / LOSS**

	Home	Away	Neutral	Overall
Lakers vs. Nuggets	56-23	44-38	-	100-61

**2014-15 RESULTS**

11/23/14	vs. Denver	94-101	OT (L)
12/30/14	@ Denver	111-103	(W)
2/10/15	vs. Denver	96-106	(L)
4/8/15	@ Denver	101-119	(L)

**2015-16 MEETINGS**

11/3/15	vs. Denver	7:30 pm
12/22/15	@ Denver	7:00 pm
3/2/16	@ Denver	7:00 pm
3/25/16	vs. Denver	7:30 pm

**LAKERS 2014-15 STATISTICS VS. DENVER**

	G	GS	MIN	FG	FGA	FG%	FG3	FG3A	FG3%	FT	FTA	FT%	OFF DEF	TOT	AST	PF	DQ	STL	TO	BLK	PTS	PIG	HI	
Bryant	2	2	76	16	35	.457	3	7	.429	15	21	.714	3	14	17	15	2	0	2	13	1	50	25.0	27
Boozer	2	0	59	16	29	.552	0	0	---	8	14	.571	5	14	19	5	6	0	2	4	0	40	20.0	21
Buycks	1	0	33	5	8	.625	1	2	.500	4	5	.800	1	4	5	3	0	0	1	4	0	15	15.0	15
Clarkson	2	2	61	10	29	.345	1	5	.200	7	7	1.000	0	4	4	16	4	0	2	5	0	28	14.0	21
Hill	2	2	66	8	17	.471	0	0	---	7	8	.875	2	17	19	1	6	0	1	2	2	23	11.5	12
Kelly	2	2	54	7	15	.467	3	6	.500	6	8	.750	0	4	4	3	6	0	1	0	2	23	11.5	17
Ellington	3	1	62	14	27	.519	6	16	.375	0	0	---	0	9	9	4	2	0	0	2	1	34	11.3	18
Brown	1	1	34	3	12	.250	1	4	.250	4	5	.800	1	3	4	0	1	0	0	1	0	11	11.0	11
Johnson	4	3	124	16	38	.421	5	15	.333	5	5	1.000	1	18	19	5	11	0	4	1	3	42	10.5	16
Lin	3	1	72	12	26	.462	0	6	.000	4	8	.500	1	7	8	13	11	0	3	9	0	28	9.3	17
Price	2	1	50	6	13	.462	5	9	.556	1	2	.500	1	4	5	4	6	0	3	5	0	18	9.0	18
Davis	4	2	105	12	22	.545	0	0	---	8	16	.500	10	16	26	6	15	1	3	3	3	32	8.0	15
Young	3	0	76	8	32	.250	3	13	.231	4	5	.800	1	7	8	3	7	0	0	2	0	23	7.7	12
Sacre	4	1	77	10	17	.588	0	0	---	7	10	.700	9	12	21	3	10	0	3	4	1	27	6.8	13
Black (LAL)	2	2	35	3	5	.600	0	0	---	2	8	.250	1	5	6	3	5	0	1	0	1	8	4.0	5

**CURRENT STREAK**

Lost 2

**LAST HOME LOSS**

2/10/15 (96-106)

**MOST POINTS ALLOWED**

148 vs. Denver, 3/29/81 (OT)  
146 vs. Denver, 11/6/84

**CURRENT HOME STREAK**

Lost 4

**LAST ROAD LOSS**

4/8/15 (101-119)

**FEWEST POINTS SCORED**

74 vs. Denver, 2/3/95

**CURRENT ROAD STREAK**

Lost 1

**LARGEST WINNING MARGIN**

39 vs. Denver, 2/19/98 (131-92)

**FEWEST POINTS ALLOWED**

68 @ Denver, 11/21/01

**LAST HOME WIN**

11/30/12 (122-103)

**LARGEST LOSING MARGIN**

29 vs. Denver, 11/12/93 (84-113)

**HIGH INDIV. GAME (LAKERS)**

51, K. Bryant @ Denver, 2/12/03

**LAST ROAD WIN**

12/30/14 (111-103)

**MOST POINTS SCORED**

153 vs. Denver, 4/9/92

**HIGH INDIV. GAME (NUGGETS)**

51, A. Iverson @ Denver, 12/5/07



# DETROIT PISTONS



### Detroit Pistons

The Palace of Auburn Hills, 6 Championship Dr., Auburn Hills, MI 48326  
phone: (248) 377-0100 / fax: (248) 377-3260 / www.pistons.com

### BASKETBALL DIRECTORY / GENERAL INFORMATION

**Principal Owner:** Tom Gores  
**Vice Chairman:** Arn Tellem  
**President of Basketball Operations / Head Coach:** Stan Van Gundy  
**General Manager:** Jeff Bower  
**Assistant Coaches:** Bob Beyer, Brendan Malone, Malik Allen, Tim Hardaway, Charles Klask  
**Director of Sports Medicine / Head Athletic Trainer:** Jon Ishop  
**Vice President, Public Relations:** Kevin Grigg  
**Senior Director, Public Relations:** Cletus Lewis  
**Home Court:** The Palace of Auburn Hills (21,165) - opened in 1988  
**Colors:** Red, White, Blue  
**Radio:** Detroit Sports (105.1 FM) - George Blaha, Mark Champion, Rick Mahorn  
**Television:** FS Detroit - George Blaha, Greg Kelsler

### FRANCHISE TIMELINE / LAKERS RECORD

Fort Wayne Pistons (founded 1948-49) W/L: 44-41  
Detroit Pistons (founded 1957-58) W/L: 159-87

### ALL-TIME WIN / LOSS

	Home	Away	Neutral	Overall
Minneapolis Era	32-14	20-31	12-13	64-58
Los Angeles Era	71-24	59-36	9-10	139-70
<b>All-Time Totals</b>	<b>103-38</b>	<b>79-67</b>	<b>21-23</b>	<b>203-128</b>
Lakers vs. Detroit	79-31	69-40	11-16	159-87

### 2014-15 RESULTS

12/2/14 @ Detroit 106-96 (W)  
3/10/15 vs. Detroit 93-85 (W)

### 2015-16 MEETINGS

11/15/15 vs. Detroit 6:30 pm  
12/6/15 @ Detroit 6:00 pm

### LAKERS 2014-15 STATISTICS VS. DETROIT

	G	GS	MIN	FG	FGA	FG%	FG3	FG3A	FG3%	FT	FTA	FT%	OFF	DEF	TOT	AST	PF	DQ	STL	TO	BLK	PTS	P/Γ	HI
Hill	2	2	60	17	30	.567	0	0	---	4	4	1.000	6	10	16	3	2	0	1	2	0	38	19.0	22
Young	1	0	21	5	13	.385	3	6	.500	6	7	.857	0	1	1	0	0	0	0	0	1	19	19.0	19
Johnson	2	2	61	7	12	.583	4	6	.667	8	9	.889	1	4	5	3	6	0	3	3	4	26	13.0	13
Bryant	1	1	33	4	11	.364	1	3	.333	3	3	1.000	0	5	5	13	2	0	2	10	0	12	12.0	12
Lin	2	1	58	3	9	.333	3	5	.600	14	19	.737	1	10	11	10	5	0	1	2	1	23	11.5	12
Black (LAL)	1	1	22	5	9	.556	0	0	---	0	0	---	4	4	8	0	1	0	0	0	0	10	10.0	10
Clarkson	1	1	28	4	12	.333	0	4	.000	2	2	1.000	2	2	4	8	4	0	1	1	0	10	10.0	10
Ellington	2	1	56	9	19	.474	2	5	.400	0	0	---	1	6	7	3	4	0	4	3	0	20	10.0	11
Boozer	2	1	52	9	19	.474	0	0	---	0	0	---	0	17	17	3	8	0	2	2	0	18	9.0	14
Davis	2	0	38	7	9	.778	0	0	---	2	4	.500	6	11	17	1	6	0	1	2	0	16	8.0	13
Kelly	1	0	15	0	3	.000	0	1	.000	4	4	1.000	0	0	0	2	0	0	1	0	0	4	4.0	4
Sacre	1	0	17	1	8	.125	0	0	---	1	2	.500	0	1	1	0	3	0	0	1	3	3.0	3	3
Price	1	0	18	0	2	.000	0	0	---	0	0	---	1	0	1	2	2	0	1	0	0	0.0	0	0

### CURRENT STREAK

Won 6

### LAST HOME LOSS

11/14/08 (95-106)

### CURRENT HOME STREAK

Won 5

### LAST ROAD LOSS

3/6/12 (85-88 OT)

### CURRENT ROAD STREAK

Won 3

### LARGEST WINNING MARGIN

56 vs. Detroit, 11/12/66 (144-88)

### LAST HOME WIN

3/10/15 (93-85)

### LARGEST LOSING MARGIN

35 @ Detroit, 1/25/79 (135-100)

### LAST ROAD WIN

12/2/14 (106-96)

### MOST POINTS SCORED

148 vs. Detroit, 3/24/85

### MOST POINTS ALLOWED

135 vs. Detroit, 2/22/72 (OT)  
135 @ Detroit, 1/25/79

### FEWEST POINTS SCORED\*

76 vs. Ft. Wayne, 12/30/54  
78 @ Detroit, 2/8/07

### FEWEST POINTS ALLOWED\*

76 @ Detroit, 11/29/96

### HIGH INDIV. GAME (LAKERS)

57, E. Baylor @ Detroit, 2/16/61

### HIGH INDIV. GAME (PISTONS)

46, J. Stackhouse @ Detroit, 3/15/01





**Golden State Warriors**

1011 Broadway, Oakland, CA 94607  
 phone: (510) 986-2200 / www.warriors.com

**BASKETBALL DIRECTORY / GENERAL INFORMATION**

**Co-Executive Chairman & CEO:** Joe Lacob  
**Co-Executive Chairman:** Peter Guber  
**President & COO:** Rick Welts  
**General Manager:** Bob Myers  
**Head Coach:** Steve Kerr

**Assistant Coaches:** Luke Walton, Ron Adams, Jarron Collins  
**Head of Physical Performance & Sports Medicine:** Lachlan Penfold  
**Vice President, Communications:** Raymond Ridder  
**Senior Director, Public Relations:** Dan Martinez  
**Manager, Public Relations:** Brett Winkler

**Home Court:** Oracle Arena (19,596) - opened in 1997  
**Colors:** Warriors Royal Blue, California Golden Yellow  
**Radio:** KNBR (680/1050 AM) - Tim Roye, Tom Tolbert  
**Television:** Comcast SportsNet Bay Area - Bob Fitzgerald, Jim Barnett, Rosalyn Gold-Onwude



**FRANCHISE TIMELINE / LAKERS RECORD**

Philadelphia Warriors	(founded 1946-47)	W/L: 59-51
San Francisco Warriors	(founded 1962-63)	W/L: 48-33
Golden State Warriors	(founded 1971-72)	W/L: 142-71

**ALL-TIME WIN / LOSS**

	Home	Away	Neutral	Overall
Minneapolis Era	29-4	9-24	13-12	51-40
Los Angeles Era	115-39	80-71	3-5	198-115
<b>All-Time Totals</b>	<b>144-43</b>	<b>89-95</b>	<b>16-17</b>	<b>249-155</b>
Lakers vs. SF / Golden St.	110-36	78-66	2-2	190-104

**2014-15 RESULTS**

11/1/14	@ Golden State	104-127 (L)
11/16/14	vs. Golden State	115-136 (L)
12/23/14	vs. Golden State	115-105 (W)
3/16/15	@ Golden State	105-108 (L)

**2015-16 MEETINGS**

11/24/15	@ Golden State	7:30 pm (TNT)
1/5/16	vs. Golden State	7:30 pm
1/14/16	@ Golden State	7:30 pm (TNT)
3/6/16	vs. Golden State	12:30 pm (ABC)

**LAKERS 2014-15 STATISTICS VS. GOLDEN STATE**

	G	GS	MIN	FG	FGA	FG%	FG3	FG3A	FG3%	FT	FTA	FT%	OFF	DEF	TOT	AST	PF	DD	STL	TO	BLK	PTS	P/G	HI
Bryant	2	2	67	27	62	.435	4	18	.222	14	22	.636	2	9	11	4	6	0	2	9	0	72	36.0	44
Young	1	0	30	5	13	.385	2	6	.333	3	3	1.000	1	4	5	1	3	0	1	1	1	15	15.0	15
Hill	4	4	107	21	42	.500	1	1	1.000	14	19	.737	12	22	34	10	8	0	3	5	7	57	14.3	23
Johnson	4	4	129	21	42	.500	6	12	.500	3	3	1.000	4	11	15	8	9	0	4	5	0	51	12.8	16
Boozer	4	2	95	20	45	.444	0	0	---	3	7	.429	12	15	27	7	14	0	1	7	1	43	10.8	18
Ellington	3	2	73	12	24	.500	5	10	.500	2	2	1.000	1	9	10	4	1	0	3	4	0	31	10.3	17
Davis	4	1	86	18	26	.692	0	0	---	5	7	.714	7	14	21	9	6	0	4	3	8	41	10.3	14
Clarkson	4	1	64	12	31	.387	2	3	.667	8	8	1.000	5	6	11	4	5	0	7	5	0	34	8.5	17
Lin	4	2	102	7	27	.259	4	9	.444	14	16	.875	3	5	8	16	15	0	5	12	3	32	8.0	15
Priece	3	1	84	6	17	.353	3	10	.300	5	6	.833	6	6	12	19	11	0	8	7	0	20	6.7	17
Sacre	3	0	45	10	18	.556	0	0	---	0	0	---	4	2	6	4	3	0	1	2	2	20	6.7	10
Brown	1	0	20	2	4	.500	0	1	.000	1	1	1.000	0	0	0	1	0	0	1	2	0	5	5.0	5
Black (LAL)	1	1	18	1	3	.333	0	0	---	2	2	1.000	1	4	5	1	2	0	0	0	0	4	4.0	4
Henry	2	0	21	1	1	1.000	0	0	---	6	8	.750	1	1	2	2	3	0	0	1	0	8	4.0	8
Kelly	2	0	18	2	6	.333	0	1	.000	2	2	1.000	1	4	5	0	2	0	0	0	0	6	3.0	4

**CURRENT STREAK**

Lost 1

**LAST ROAD LOSS**

3/16/15 (105-108)

**FEWEST POINTS SCORED\***

76 vs. Philadelphia, 1/3/55  
 76 @ Golden State, 11/18/93  
 76 vs. Golden State, 4/3/99

**CURRENT HOME STREAK**

Won 1

**LARGEST WINNING MARGIN**

63 vs. Golden State, 3/19/72 (162-99)

**FEWEST POINTS ALLOWED\***

72 vs. Golden State, 11/2/03

**CURRENT ROAD STREAK**

Lost 5

**LARGEST LOSING MARGIN**

39 @ San Francisco, 11/11/66 (93-132)

**LAST HOME WIN**

12/23/14 (115-105)

**MOST POINTS SCORED**

162 vs. Golden State, 3/19/72

**HIGH INDIV. GAME (LAKERS)**

63, E. Baylor @ Philadelphia, 12/8/61  
 52, E. Baylor vs. San Francisco, 12/15/62

**LAST ROAD WIN**

12/22/12 (118-115 OT)

**MOST POINTS ALLOWED**

147 @ Philadelphia, 12/8/61 (30T)  
 144 vs. San Francisco, 11/19/66

**HIGH INDIV. GAME (WARRIORS)**

78, W. Chamberlain @ Philadelphia, 12/8/61  
 72, W. Chamberlain vs. San Francisco, 11/3/62

**LAST HOME LOSS**

11/16/14 (115-136)



\* since introduction of the shot clock in 1954-55



# HOUSTON ROCKETS



## Houston Rockets

Toyota Center, 1510 Polk Street, Houston, TX 77002  
phone: (713) 758-7200 / www.rockets.com

## BASKETBALL DIRECTORY / GENERAL INFORMATION

**Owner:** Leslie Alexander  
**General Manager:** Daryl Morey  
**Head Coach:** Kevin McHale  
**Assistant Coaches:** J.B. Bickerstaff, Greg Buckner, T.R. Dunn, Chris Finch  
**Senior Vice President of Basketball Operations:** Keith Jones  
**Head Athletic Trainer:** Jason Biles  
**Director, Media & Player Relations:** Tracey Hughes  
**Manager, Media Relations:** Sean McCloskey  
**Home Court:** Toyota Center (18,023) - opened in 2003  
**Colors:** Red, White, Silver  
**Radio:** SportsTalk 790 (KBME 790 AM) - Craig Ackerman, Joel Blank  
**Spanish Radio:** KEYH 850 AM - Adrian Chavarria  
**Television:** ROOT SPORTS Southwest - Bill Worrell, Matt Bullard, Clyde Drexler

## FRANCHISE TIMELINE / LAKERS RECORD

San Diego Rockets (founded 1967-68) W/L: 22-6  
Houston Rockets (founded 1971-72) W/L: 112-65

## ALL-TIME WIN / LOSS

	Home	Away	Neutral	Overall
All-Time Totals	74-30	59-40	1-1	134-71
Lakers vs. Houston	61-29	50-35	1-1	112-65

## 2014-15 RESULTS

10/28/14 vs. Houston 90-108 (L)  
11/19/14 @ Houston 98-92 (W)  
1/25/15 vs. Houston 87-99 (L)

## 2015-16 MEETINGS

12/12/15 @ Houston 7:00 pm  
12/17/15 vs. Houston 7:30 pm (TNT)  
1/17/16 vs. Houston 6:30 pm  
4/10/16 @ Houston 2:30 pm

## LAKERS 2014-15 STATISTICS VS. HOUSTON

	G	GS	MIN	FG	FGA	FG%	FG3	FG3A	FG3%	FT	FTA	FT%	OFF	DEF	TOT	AST	PF	DQ	STL	TO	BLK	PTS	P/IG	HI
Bryant	2	2	69	16	45	.356	1	8	.125	15	18	.833	0	8	8	9	5	0	2	4	0	48	24.0	29
Boozer	3	2	80	21	41	.512	0	0	---	5	6	.833	10	21	31	5	6	0	1	4	1	47	15.7	18
Ellington	1	1	25	6	12	.500	1	3	.333	0	0	---	0	5	5	3	1	0	0	0	0	13	13.0	13
Hill	3	3	79	14	28	.500	0	0	---	5	6	.833	9	18	27	3	8	0	1	4	2	33	11.0	16
Clarkson	2	1	48	3	14	.214	1	5	.200	9	10	.900	0	4	4	4	5	0	1	6	0	16	8.0	8
Lin	3	2	87	4	19	.211	1	5	.200	15	20	.750	1	1	2	16	7	0	1	12	1	24	8.0	14
Young	2	0	37	6	17	.353	2	9	.222	2	2	1.000	1	6	7	0	3	0	2	3	0	16	8.0	16
Davis	3	0	65	11	20	.550	0	0	---	1	3	.333	12	18	30	1	10	1	2	0	4	23	7.7	11
Johnson	3	2	87	8	19	.421	1	7	.143	5	6	.833	2	3	5	4	9	0	2	2	0	22	7.3	9
Priore	3	0	49	4	12	.333	2	5	.400	4	4	1.000	0	2	2	4	5	0	4	4	0	14	4.7	7
Black (LAL)	1	0	7	1	1	1.000	0	0	---	1	2	.500	1	4	5	0	0	0	0	3	0	3	3.0	3
Henry	1	0	18	0	4	.000	0	0	---	3	4	.750	1	0	1	0	1	0	1	0	0	3	3.0	3
Sacre	3	1	35	4	11	.364	0	0	---	1	2	.500	1	7	8	1	6	0	1	2	0	9	3.0	5
Kelly	1	1	20	0	3	.000	0	1	.000	2	2	1.000	0	1	1	3	1	0	1	0	0	2	2.0	2
Randle	1	0	14	1	3	.333	0	0	---	0	2	.000	0	0	0	0	1	0	0	1	0	2	2.0	2

### CURRENT STREAK

Lost 1

### LAST HOME LOSS

1/25/15 (87-99)

### MOST POINTS ALLOWED

145 vs. Houston, 4/8/14

### CURRENT HOME STREAK

Lost 4

### LAST ROAD LOSS

1/8/14 (99-113)

### FEWEST POINTS SCORED

74 vs. Houston, 12/18/05  
74 @ Houston, 11/7/00

### CURRENT ROAD STREAK

Won 1

### LARGEST WINNING MARGIN

36 vs. San Diego, 10/27/68 (152-116)  
31 vs. Houston, 11/12/82 (127-96)

### FEWEST POINTS ALLOWED

74 @ Houston, 11/15/91

### LAST HOME WIN

4/17/13 (99-95 OT)

### LARGEST LOSING MARGIN

32 @ Houston, 12/27/72 (104-136)

### HIGH INDIV. GAME (LAKERS)

53, K. Bryant vs. Houston, 12/15/06  
53, K. Bryant vs. Houston, 3/30/07

### LAST ROAD WIN

11/19/14 (98-92)

### MOST POINTS SCORED

152 vs. San Diego, 10/27/68  
137 vs. Houston, 12/26/71

### HIGH INDIV. GAME (ROCKETS)

44, S. Francis @ Houston, 1/17/03





**Indiana Pacers**

125 S. Pennsylvania Street, Indianapolis, IN 46204

phone: (317) 917-2500 / www.pacers.com

**BASKETBALL DIRECTORY / GENERAL INFORMATION****Owner, Chairman and CEO:** Herbert Simon**President of Basketball Operations:** Larry Bird**Executive VP of Basketball Operations / GM:** Kevin Pritchard**Head Coach:** Frank Vogel**Associate Head Coach:** Nate McMillan**Assistant Coaches:** Dan Burke, Popeye Jones**Sr. Director of Medical Operations / Head Athletic Trainer:** Josh Corbell**Director, Media Relations:** David Benner**Senior Public Information Manager:** Krissy Myers**Home Court:** Bankers Life Fieldhouse (18,165) - opened in 1999**Colors:** Blue, Gold**Radio:** 1070 The Fan / 93.5 FM - Mark Boyle, Bob Leonard**Television:** FSN Indiana - Quinn Buckner, Chris Denari, Jeremiah Johnson**FRANCHISE TIMELINE**

Indiana Pacers (founded 1976-77)

**ALL-TIME WIN / LOSS**

Lakers vs. Pacers	Home	Away	Neutral	Overall
	34-8	23-17	-	57-25

**2014-15 RESULTS**

12/15/14 @ Indiana 91-110 (L)

1/4/15 vs. Indiana 88-87 (W)

**2015-16 MEETINGS**

11/29/15 vs. Indiana 6:30 pm

2/8/16 @ Indiana 7:00 pm

**LAKERS 2014-15 STATISTICS VS. INDIANA**

	G	GS	MIN	FG	FGA	FG%	FG3	FG3A	FG3%	FT	FTA	FT%	OFF	DEF	TOT	AST	PF	DQ	STL	TO	BLK	PTS	P/G	HI
Bryant	2	2	62	15	40	.375	4	11	.364	7	7	1.000	0	10	10	9	6	0	5	5	0	41	20.5	21
Young	2	0	51	10	24	.417	4	11	.364	16	16	1.000	0	6	6	2	4	0	2	2	1	40	20.0	22
Boozer	2	0	52	8	17	.471	0	0	---	9	12	.750	3	11	14	3	2	0	1	3	0	25	12.5	13
Johnson	2	2	36	4	9	.444	3	7	.429	2	2	1.000	1	5	6	3	2	0	1	2	1	13	6.5	13
Lin	2	0	38	2	12	.167	1	3	.333	7	8	.875	0	3	3	3	3	0	1	3	0	12	6.0	10
Price	2	2	45	5	12	.417	2	6	.333	0	0	---	0	0	0	2	7	0	2	0	0	12	6.0	7
Davis	2	2	54	4	13	.308	0	0	---	3	4	.750	4	6	10	0	7	0	2	1	1	11	5.5	11
Clarkson	1	0	13	1	5	.200	1	2	.500	2	4	.500	1	0	1	2	0	0	0	1	0	5	5.0	5
Hill	2	2	47	3	14	.214	0	0	---	4	4	1.000	4	5	9	1	3	0	3	2	3	10	5.0	6
Ellington	2	0	34	4	10	.400	1	4	.250	0	0	---	0	4	4	2	2	0	0	1	0	9	4.5	7
Sacre	2	0	36	0	3	.000	0	0	---	1	2	.500	3	7	10	1	2	0	1	0	2	1	0.5	1
Kelly	1	0	12	0	0	---	0	0	---	0	0	---	0	2	2	0	2	0	0	0	0	0	0.0	0

**CURRENT STREAK**

Won 1

**LAST HOME LOSS**

1/28/14 (92-104)

**MOST POINTS ALLOWED**

12/7 @ Indiana, 128/93

**CURRENT HOME STREAK**

Won 1

**LAST ROAD LOSS**

12/15/14 (91-110)

**FEWEST POINTS SCORED**

7/2 @ Indiana, 2/2/04

**CURRENT ROAD STREAK**

Lost 2

**LARGEST WINNING MARGIN**

28 vs. Indiana, 11/12/78 (134-106)

**FEWEST POINTS ALLOWED**

76 vs. Indiana, 12/11/96

**LAST HOME WIN**

1/4/15 (88-87)

**LARGEST LOSING MARGIN**

27 vs. Indiana, 1/3/92 (87-114)

**HIGH INDIV. GAME (LAKERS)**

45, K. Bryant vs. Indiana, 1/9/06

**LAST ROAD WIN**

3/15/13 (99-93)

**MOST POINTS SCORED**

139 vs. Indiana, 3/3/89

**HIGH INDIV. GAME (PACERS)**

39, R. Miller @ Indiana, 3/18/05





# LOS ANGELES CLIPPERS



## Los Angeles Clippers

6951 S. Centinela Ave., Playa Vista, CA 90094  
phone: (310) 862-6000 / fax: (310) 862-6029 / www.clippers.com

## BASKETBALL DIRECTORY / GENERAL INFORMATION

Owner: Steve Ballmer  
President, Basketball Operations & Head Coach: Glenn "Doc" Rivers  
Assistant Coaches: Mike Woodson, Lawrence Frank, Sam Cassell, Armond Hill, Brendan O'Connor, Kevin Eastman  
Director of Medical Services & Head Athletic Trainer: Jasen Powell  
Vice President, Basketball Communications: Seth Burton  
Director, Communications: Dennis Rogers  
Assistant Directors, Communications: Ta'Nisha Cooper, Steven Esparza  
Communications Manager: Aubrey Freckman  
Home Court: STAPLES Center (19,060) - opened in 1999  
Colors: Red, White, Blue, Black  
Radio: The Beast 980 - Brian Sieman, Ralph Lawler, Michael Smith  
Spanish Radio: ESPN Deportes (1330 AM) - Armando Garcia  
Television: Prime Ticket - Ralph Lawler, Michael Smith

## FRANCHISE TIMELINE / LAKERS RECORD

Buffalo Braves	(founded 1970-71)	W/L: 22-10
San Diego Clippers	(founded 1978-79)	W/L: 24-10
Los Angeles Clippers	(founded 1984-85)	W/L: 98-40

## ALL-TIME WIN / LOSS

	Home	Away	Neutral	Overall
All-Time Totals	80-21	64-39	-	144-60
Lakers vs. LA Clippers	54-14	44-26	-	98-40

## 2014-15 RESULTS

10/31/14	vs. LA Clippers	111-118 (L)
1/7/15	@ LA Clippers	89-114 (L)
4/5/15	vs. LA Clippers	78-106 (L)
4/7/15	@ LA Clippers	100-105 (L)

## 2015-16 MEETINGS

12/25/15	vs. LA Clippers	7:30 pm	(ESPN)
1/29/16	@ LA Clippers	7:30 pm	
4/5/16	@ LA Clippers	7:30 pm	(TNT)
4/6/16	vs. LA Clippers	7:30 pm	

## LAKERS 2014-15 STATISTICS VS. LA CLIPPERS

	G	GS	MIN	FG	FGA	FG%	FG3	FG3A	FG3%	FT	FTA	FT%	OFF	DEF	TOT	AST	PF	DQ	STL	TO	BLK	PTS	P/G	HI
Hill	3	2	70	17	29	.586	0	0	---	4	6	.667	4	9	13	4	7	0	1	1	1	38	12.7	23
Bryant	2	2	63	8	27	.296	1	8	.125	8	11	.727	0	12	12	14	6	0	3	9	0	25	12.5	21
Lin	4	4	103	17	40	.425	7	16	.438	8	8	1.000	1	8	9	19	11	0	1	13	1	49	12.3	17
Johnson	3	3	102	14	36	.389	6	10	.600	2	2	1.000	4	11	15	2	13	2	1	2	0	36	12.0	16
Young	1	0	30	4	15	.267	1	6	.167	2	2	1.000	1	4	5	2	0	0	1	2	0	11	11.0	11
Black (LAL)	3	2	57	12	18	.667	0	0	---	7	11	.636	6	15	21	2	6	0	1	1	1	31	10.3	16
Ellington	2	1	59	7	16	.438	3	10	.300	3	4	.750	1	5	6	4	4	0	0	0	0	20	10.0	13
Clarkson	4	2	88	15	36	.417	2	10	.200	7	8	.875	3	9	12	11	7	0	1	4	0	39	9.8	20
Boozer	3	1	60	12	27	.444	0	0	---	4	7	.571	4	9	13	6	8	0	0	3	1	28	9.3	10
Brown	2	0	55	6	14	.429	2	7	.286	3	6	.500	0	3	3	4	5	0	0	6	0	17	8.5	10
Buycks	2	0	34	4	10	.400	3	3	1.000	3	3	1.000	1	3	4	2	1	0	2	4	0	14	7.0	9
Kelly	3	2	85	6	23	.261	3	11	.273	5	6	.833	2	13	15	11	12	1	2	1	0	20	6.7	9
Price	1	0	13	3	4	.750	0	1	.000	0	0	---	0	4	4	4	1	0	0	0	0	6	6.0	6
Davis	4	1	78	11	18	.611	0	0	---	1	10	.100	6	18	24	1	8	0	0	3	1	23	5.8	10
Sacre	4	0	58	7	13	.538	0	0	---	5	6	.833	7	7	14	0	9	0	0	5	2	19	4.8	8
Henry	1	0	5	0	0	---	0	0	---	2	4	.500	0	0	0	0	0	0	0	0	2	2.0	2	

### CURRENT STREAK

Lost 7

### LAST HOME LOSS

4/5/15 (78-106)

### MOST POINTS ALLOWED

142 vs. LA Clippers, 3/6/14  
138 vs. San Diego, 11/27/81

### CURRENT HOME STREAK

Lost 3

### LAST ROAD LOSS

4/7/15 (100-105)

### FEWEST POINTS SCORED

81 @ LA Clippers, 2/25/95

### CURRENT ROAD STREAK

Lost 6

### LARGEST WINNING MARGIN

46 @ San Diego, 11/13/79 (137-91)  
40 vs. LA Clippers, 1/15/10 (126-86)

### FEWEST POINTS ALLOWED

68 vs. LA Clippers, 12/14/99

### LAST HOME WIN

10/29/13 (116-103)

### LARGEST LOSING MARGIN

48 vs. LA Clippers, 3/6/14 (94-142)

### HIGH INDIV. GAME (LAKERS)

61, S. O'Neal @ LA Clippers, 3/6/00

### LAST ROAD WIN

4/4/12 (113-108)

### MOST POINTS SCORED

156 vs. San Diego, 3/23/79  
137 vs. LA Clippers, 11/30/86

### HIGH INDIV. GAME (CLIPPERS)

47, B. McAdoo vs. Buffalo, 2/11/75  
42, D. Wilkins @ LA Clippers, 4/16/94



**Memphis Grizzlies**

191 Beale Street, Memphis, TN 38103  
phone: (901) 205-1234 / www.grizzlies.com

**BASKETBALL DIRECTORY / GENERAL INFORMATION**

**Controlling Owner:** Robert J. Pera

**Director:** Joe Abadi

**General Manager:** Chris Wallace

**Head Coach:** David Joergner

**Assistant Coaches:** Elston Turner, Jeff Bzdelik, Bob Thornton,  
Shawn Respert, Duane Ticknor

**Head Athletic Trainer & VP of Player Care:** Drew Graham

**Director, Communications & Publications:** Jason Wallace

**Senior Coordinator, Communications & Publications:** Ross Wooden

**Home Court:** FedExForum (18,119) - opened in 2004

**Colors:** Memphis Midnight, Beale St. Blue, Smoke Blue and Grizzlies Gold

**Radio:** WMFS (ESPN 92.9 FM/680 AM) - Eric Hasseltine, Hank McDowell,  
Elliot Perry

**Television:** Fox Sports Southeast - Pete Pranica, Sean Tuohy,  
Brevin Knight, Rob Fischer, Chris Vernon

**FRANCHISE TIMELINE / LAKERS RECORD**

Vancouver Grizzlies (founded 1995-96) W/L: 22-1  
Memphis Grizzlies (founded 2001-02) W/L: 26-25

**ALL-TIME WIN / LOSS**

	Home	Away	Neutral	Overall
All-Time Totals	26-11	22-15	-	48-26
Lakers vs. Memphis	14-11	12-14	-	26-25

**2014-15 RESULTS**

11/11/14 @ Memphis 102-107 (L)  
11/26/14 vs. Memphis 93-99 (L)  
1/2/15 vs. Memphis 106-109 (L)  
3/6/15 @ Memphis 90-97 (L)

**2015-16 MEETINGS**

12/27/15 @ Memphis 5:00 pm  
2/24/16 @ Memphis 7:00 pm  
2/26/16 vs. Memphis 7:30 pm (ESPN)  
3/22/16 vs. Memphis 7:30 pm (TNT)

**LAKERS 2014-15 STATISTICS VS. MEMPHIS**

	G	GS	MIN	FG	FGA	FG%	FG3	FG3A	FG3%	FT	FTA	FT%	OFF	DEF	TOT	AST	PF	DQ	STL	TO	BLK	PTS	P/IG	HI
Bryant	3	3	106	21	55	.382	7	19	.368	16	17	.941	4	16	20	16	6	0	4	9	1	65	21.7	28
Young	2	0	52	9	24	.375	3	8	.375	6	7	.857	0	2	2	3	4	0	1	0	3	27	13.5	14
Clarkson	2	1	41	12	18	.667	1	3	.333	0	0	---	0	4	4	6	2	0	0	3	0	25	12.5	25
Lin	4	2	119	18	36	.500	5	10	.500	9	12	.750	1	12	13	15	13	0	8	7	6	50	12.5	20
Boozer	4	3	98	19	35	.543	0	0	---	7	12	.583	5	22	27	7	17	2	2	4	0	45	11.3	20
Johnson	4	3	125	17	34	.500	7	17	.412	2	2	1.000	1	13	14	6	8	1	4	2	1	43	10.8	15
Hill	4	3	112	18	49	.367	0	1	.000	4	8	.500	15	22	37	8	15	1	3	7	4	40	10.0	13
Davis	4	1	98	16	21	.762	0	0	---	6	8	.750	7	19	26	4	11	0	2	4	10	38	9.5	20
Ellington	3	1	61	11	22	.500	3	5	.600	1	1	1.000	0	5	5	4	4	0	3	2	0	26	8.7	14
Black (LAL)	1	0	9	1	1	1.000	0	0	---	1	1	1.000	1	2	3	0	0	0	0	0	2	3	3.0	3
Price	3	1	59	8	17	.471	0	5	.000	1	1	1.000	1	1	2	10	4	0	3	3	1	17	5.7	11
Henry	1	0	6	1	2	.500	0	0	---	0	0	---	0	0	0	0	1	0	0	1	0	2	2.0	2
Sacre	4	1	45	4	10	.400	0	0	---	0	0	---	2	4	6	4	6	0	0	1	2	8	2.0	6
Kelly	2	1	27	1	9	.111	0	4	.000	0	0	---	0	3	3	1	3	0	0	3	2	2	1.0	2

**CURRENT STREAK**

Lost 6

**LAST HOME LOSS**

1/2/15 (106-109)

**MOST POINTS ALLOWED**

128 @ Memphis, 1/9/07

**CURRENT HOME STREAK**

Lost 4

**LAST ROAD LOSS**

3/6/15 (90-97)

**FEWEST POINTS SCORED**

72 vs. Memphis, 12/20/04

**CURRENT ROAD STREAK**

Lost 3

**LARGEST WINNING MARGIN**

39 vs. Memphis, 1/14/02 (120-81)

**FEWEST POINTS ALLOWED**

75 vs. Memphis, 4/12/09

**LAST HOME WIN**

4/5/13 (86-84)

**LARGEST LOSING MARGIN**

23 @ Memphis, 11/10/04 (87-110)

**HIGH INDIV. GAME (LAKERS)**

60, K. Bryant @ Memphis, 3/22/07

**LAST ROAD WIN**

12/17/13 (96-92)

**MOST POINTS SCORED**

124 vs. Memphis, 11/2/10

**HIGH INDIV. GAME (GRIZZLIES)**

35, P. Gasol @ Memphis, 3/22/07





# MIAMI HEAT



## Miami Heat

601 Biscayne Boulevard, Miami, FL 33132  
phone: (786) 777-HEAT / fax: (786) 777-1615 / www.heat.com

## BASKETBALL DIRECTORY / GENERAL INFORMATION

**Managing General Partner:** Micky Arison  
**Chief Executive Officer:** Nick Anson  
**President:** Pat Riley  
**Head Coach:** Erik Spoelstra  
**Assistant Head Coach:** David Fizdale  
**Assistant Coaches:** Juwan Howard, Keith Smart, Dan Craig, Chris Quinn  
**Head Athletic Trainer:** Jay Sabol  
**Vice President, Sports Media Relations:** Tim Donovan  
**Senior Director of Sports Media Relations:** Rob Wilson  
**Director of Sports Media Relations:** Michael Lissack  
**Sports Media Relations Manager:** Nick Maiorana  
**Home Court:** AmericanAirlines Arena (19,600) - opened in 2000  
**Colors:** Red, Yellow, Black and White  
**Radio:** The Ticket (104.3 FM) - Mike Inglis, John Crotty, Ron Rothstein  
**Spanish Radio:** WAQI (710 AM) - José Pañeda, Joe Pujala  
**Television:** Fox Sports Sun - Eric Reid, Tony Fiorentino, Jason Jackson

## FRANCHISE TIMELINE

Miami Heat (founded 1988-89)

## ALL-TIME WIN / LOSS

	Home	Away	Neutral	Overall
Lakers vs. Heat	19-8	11-16	-	30-24

## 2014-15 RESULTS

1/13/15 vs. Miami 75-78 (L)  
3/4/15 @ Miami 94-100 (L)

## 2015-16 MEETINGS

11/10/15 @ Miami 7:30 pm  
3/30/16 vs. Miami 7:30 pm

## LAKERS 2014-15 STATISTICS VS. MIAMI

	G	GS	MIN	FG	FGA	FG%	FG3	FG3A	FG3%	FT	FTA	FT%	OFF DEF	TOT	AST	PF	DQ	STL	TO	BLK	PTS	P/G	HI	
Ellington	1	1	42	6	15	.400	2	4	.500	0	0	---	1	0	1	3	4	0	0	0	14	14.0	14	
Davis	2	1	51	13	17	.765	0	0	---	0	1	.000	6	14	20	0	3	0	3	2	2	26	13.0	14
Hill	2	1	51	10	26	.385	0	1	.000	5	8	.625	5	11	16	1	4	0	0	4	0	25	12.5	13
Bryant	1	1	31	3	19	.158	2	9	.222	4	4	1.000	0	6	6	7	0	0	1	2	0	12	12.0	12
Clarkson	1	1	28	3	11	.273	1	4	.250	3	4	.750	1	6	7	5	5	0	0	4	0	10	10.0	10
Lin	2	0	45	8	19	.421	1	6	.167	2	3	.667	0	4	4	11	4	0	5	2	0	19	9.5	12
Black (LAL)	1	0	22	3	8	.375	0	0	---	3	6	.500	6	3	9	2	2	0	2	1	0	9	9.0	9
Johnson	2	1	53	8	23	.348	2	9	.222	0	0	---	1	7	8	2	3	0	0	3	2	18	9.0	12
Young	1	0	20	2	11	.182	1	4	.250	3	3	1.000	0	1	1	3	2	0	1	2	0	8	8.0	8
Boozer	2	1	42	6	19	.316	0	0	---	3	4	.750	0	8	8	0	2	0	4	1	0	15	7.5	13
Kelly	2	1	45	4	5	.800	2	2	1.000	1	2	.500	0	5	5	5	4	0	2	1	0	11	5.5	7
Sacre	1	1	17	1	3	.333	0	0	---	0	0	---	0	1	1	1	4	0	1	2	0	2	2.0	2
Price	1	1	32	0	4	.000	0	2	.000	0	0	---	0	2	2	3	3	0	2	2	0	0	0.0	0

## CURRENT STREAK

Lost 6

## LAST HOME LOSS

1/13/15 (75-78)

## MOST POINTS ALLOWED

118 vs. Miami, 1/15/07 (OT)  
111 vs. Miami, 1/5/92

## CURRENT HOME STREAK

Lost 3

## LAST ROAD LOSS

3/4/15 (94-100)

## FEWEST POINTS SCORED

75 vs. Miami, 1/13/15

## CURRENT ROAD STREAK

Lost 7

## LARGEST WINNING MARGIN

47 @ Miami, 11/23/88 (138-91)

## FEWEST POINTS ALLOWED

75 @ Miami, 12/13/89

## LAST HOME WIN

3/4/12 (93-83)

## LARGEST LOSING MARGIN

17 @ Miami, 11/25/97 (103-86)  
17 @ Miami, 12/23/93 (109-92)

## HIGH INDIV. GAME (LAKERS)

42, K. Bryant vs. Miami, 12/25/04

## LAST ROAD WIN

2/10/08 (104-94)

## MOST POINTS SCORED

138 @ Miami, 11/23/88

## HIGH INDIV. GAME (HEAT)

40, D. Wade @ Miami, 12/25/06





**Milwaukee Bucks**

1001 N. Fourth Street, Milwaukee, WI 53203  
 phone: (414) 227-0500 / www.bucks.com

**BASKETBALL DIRECTORY / GENERAL INFORMATION**

**Owners:** Wes Edens, Marc Lasry & Jamie Dinan  
**General Manager:** John Hammond  
**Head Coach:** Jason Kidd  
**Assistant Coaches:** Joe Prunty, Eric Hughes, Greg Foster, Sean Sweeney, Josh Oppenheimer  
**Director of Performance:** Troy Flanagan  
**Vice President of Public Relations:** Dan Smyczek  
**Director of Communications:** Mark Rosenberg  
**Home Court:** BMO Harris Bradley Center (18,717) - opened in 1988  
**Colors:** Good Land Green, Cream City Cream, Great Lakes Blue, Bucks Black  
**Radio:** 620 WTMJ - Ted Davis, Dennis Krause  
**Television:** FOX Sports Wisconsin - Jim Paschke, Gus Johnson, Marques Johnson, Jon McGlocklin



**FRANCHISE TIMELINE**

Milwaukee Bucks (founded 1968-69)

**ALL-TIME WIN / LOSS**

	Home	Away	Neutral	Overall
Lakers vs. Bucks	50-13	27-36	2-0	79-49

**2014-15 RESULTS**

2/4/15 @ Milwaukee 105-113 OT (L)  
 2/27/15 vs. Milwaukee 101-93 (W)

**2015-16 MEETINGS**

12/15/15 vs. Milwaukee 7:30 pm  
 2/22/16 @ Milwaukee 7:00 pm

**LAKERS 2014-15 STATISTICS VS. MILWAUKEE**

	G	GS	MIN	FG	FGA	FG%	FG3	FG3A	FG3%	FT	FTA	FT%	OFF	DEF	TOT	AST	PF	DQ	STL	TO	BLK	PTS	P/G	HI
Boozer	2	1	58	18	29	.621	0	0	---	2	3	.667	1	14	15	4	3	0	1	6	1	38	19.0	28
Ellington	2	2	74	13	30	.433	7	18	.389	0	0	---	1	7	8	7	6	0	2	1	0	33	16.5	19
Young	1	0	34	5	12	.417	2	8	.250	4	7	.571	2	1	3	0	1	0	0	2	0	16	16.0	16
Hill	1	0	24	6	18	.333	0	0	---	2	2	1.000	4	3	7	2	3	0	0	0	1	14	14.0	14
Lin	2	0	59	6	22	.273	2	5	.400	11	12	.917	0	8	8	12	9	1	1	1	25	12.5	14	
Sacre	2	2	39	9	14	.643	0	0	---	4	6	.667	4	5	9	1	4	0	1	0	0	22	11.0	12
Clarkson	2	2	53	7	13	.538	2	3	.667	2	2	1.000	0	6	6	8	3	0	0	4	0	18	9.0	16
Davis	2	0	60	6	14	.429	0	0	---	3	6	.500	11	18	29	4	4	0	1	4	4	15	7.5	8
Black (LAL)	1	1	16	2	2	1.000	0	0	---	1	4	.250	0	4	4	1	3	0	0	2	0	5	5.0	5
Johnson	2	0	46	5	13	.385	2	6	.333	0	0	---	4	5	9	4	3	0	2	5	0	12	6.0	7
Kelly	2	2	42	2	11	.182	0	6	.000	4	5	.800	0	5	5	2	7	0	2	3	0	8	4.0	8

**CURRENT STREAK**

Won 1

**LAST HOME LOSS**

12/31/13 (79-94)

**FEWEST POINTS ALLOWED**

130 vs. Milwaukee, 3/21/76

**CURRENT HOME STREAK**

Won 1

**LAST ROAD LOSS**

2/4/15 (105-113 OT)

**FEWEST POINTS SCORED**

79 vs. Milwaukee, 12/21/10  
 79 vs. Milwaukee, 12/31/13

**CURRENT ROAD STREAK**

Lost 4

**LARGEST WINNING MARGIN**

29 vs. Milwaukee, 11/15/83 (126-97)

**FEWEST POINTS ALLOWED**

77 vs. Milwaukee, 1/10/10

**LAST HOME WIN**

2/27/15 (101-93)

**LARGEST LOSING MARGIN**

34 @ Milwaukee, 2/11/71 (88-122)

**HIGH INDIV. GAME (LAKERS)**

44, J. West @ Milwaukee, 1/21/69

**LAST ROAD WIN**

11/16/10 (118-107)

**MOST POINTS SCORED**

137 @ Milwaukee, 11/14/78

**HIGH INDIV. GAME (BUCKS)**

50, K. Abdul-Jabbar vs. Milwaukee, 3/17/73





# MINNESOTA TIMBERWOLVES



## Minnesota Timberwolves

600 Hennepin Avenue, Suite 300, Minneapolis, MN 55403  
phone: (612) 673-1600 / fax: (612) 673-1699 / www.timberwolves.com

## BASKETBALL DIRECTORY / GENERAL INFORMATION

**Owner:** Glen Taylor  
**President of Basketball Operations / Head Coach:** Flip Saunders  
**General Manager:** Milt Newton  
**Interim Head Coach:** Sam Mitchell  
**Assistant Coaches:** Sid Lowe, Ryan Saunders, David Adelman, Bryan Gates  
**Director of Medical Operations / Head Athletic Trainer:** Gregg Farnam  
**Vice President of Communications:** Brad Rutherford  
**Public Relations Manager:** Aaron Seehusen  
**Communications Manager:** Dan Bell  
**Home Court:** Target Center (19,356) - opened in 1990  
**Colors:** Green, Blue, Silver  
**Radio:** WCCO (AM 830) - Alan Horton  
**Television:** Fox Sports North - Dave Benz, Jim Petersen

## FRANCHISE TIMELINE

Minnesota Timberwolves (founded 1989-90)

## 2014-15 RESULTS

11/28/14 vs. Minnesota 119-120 (L)  
12/14/14 @ Minnesota 100-94 (W)  
3/25/15 @ Minnesota 101-99 OT (W)  
4/10/15 vs. Minnesota 106-98 (W)

## ALL-TIME WIN / LOSS

	Home	Away	Neutral	Overall
Lakers vs. T'Wolves	41-8	33-17	-	74-25

## 2015-16 MEETINGS

10/28/15 vs. Minnesota 7:30 pm (ESPN)  
12/9/15 @ Minnesota 8:00 pm  
2/2/16 vs. Minnesota 7:30 pm

## LAKERS 2014-15 STATISTICS VS. MINNESOTA

	G	GS	MIN	FG	FGA	FG%	FG3	FG3A	FG3%	FT	FTA	FT%	OFF	DEF	TOT	AST	PF	DQ	STL	TO	BLK	PTS	P/G	HI
Bryant	2	2	70	17	38	.447	2	8	.250	16	23	.696	2	9	11	7	3	0	6	4	0	52	26.0	26
Clarkson	2	2	78	14	34	.412	1	4	.250	9	10	.900	6	5	11	14	6	0	6	8	1	38	19.0	20
Boozer	2	1	49	16	23	.696	0	0	---	5	7	.714	8	10	18	2	6	0	1	1	0	37	18.5	22
Kelly	2	2	75	11	25	.440	6	14	.429	4	4	1.000	1	11	12	9	6	0	2	1	1	32	16.0	21
Lin	3	2	79	16	34	.471	3	12	.250	10	10	1.000	1	7	8	22	6	0	7	8	0	45	15.0	19
Brown	2	1	70	9	18	.500	3	7	.429	8	12	.667	0	7	7	10	5	0	1	3	0	29	14.5	20
Johnson	4	4	130	17	34	.500	8	20	.400	5	7	.714	6	11	17	13	11	0	3	10	4	47	11.8	19
Young	2	0	50	8	21	.381	2	6	.333	5	5	1.000	1	1	2	1	7	0	2	2	0	23	11.5	16
Black (LAL)	2	2	58	13	15	.867	0	0	---	3	6	.500	6	11	17	1	8	0	1	2	2	29	14.5	18
Hill	2	2	60	8	17	.471	0	0	---	5	6	.833	2	4	6	2	3	0	0	4	1	21	10.5	13
Davis	4	1	76	16	23	.696	0	0	---	1	4	.250	11	21	32	4	8	0	1	3	3	33	8.3	14
Sacre	4	0	56	10	20	.500	0	0	---	1	2	.500	3	9	12	4	8	0	0	3	0	21	5.3	7
Buycks	1	0	25	2	7	.286	1	2	.500	0	0	---	0	1	1	6	0	0	0	1	0	5	5.0	5
Ellington	3	0	70	5	30	.167	2	12	.167	0	0	---	3	11	14	5	5	0	1	1	0	12	4.0	7
Price	2	1	40	0	6	.000	0	2	.000	2	2	1.000	1	5	6	5	2	0	5	2	0	2	1.0	2

## CURRENT STREAK

Won 3

## CURRENT HOME STREAK

Won 1

## CURRENT ROAD STREAK

Won 2

## LAST HOME WIN

4/10/15 (106-98)

## LAST ROAD WIN

3/25/15 (101-99 OT)

## LAST HOME LOSS

11/28/14 (119-120)

## LAST ROAD LOSS

3/28/14 (107-143)

## LARGEST WINNING MARGIN

33 vs. Minnesota, 2/9/00 (114-81)

## LARGEST LOSING MARGIN

36 @ Minnesota, 3/28/14 (143-107)

## MOST POINTS SCORED

132 @ Minnesota, 1/30/09

## MOST POINTS ALLOWED

143 @ Minnesota, 3/28/14

## FEWEST POINTS SCORED

74 @ Minnesota, 11/9/05

## FEWEST POINTS ALLOWED

73 vs. Minnesota, 3/26/04

73 @ Minnesota, 12/6/90

## HIGH INDIV. GAME (LAKERS)

50, K. Bryant vs. Minnesota, 3/18/07

50, C. Ceballos vs. Minnesota, 12/20/94

## HIGH INDIV. GAME (WOLVES)

35, L. Sprewell vs. Minnesota, 1/30/04

35, S. Marbury vs. Minnesota, 1/30/98

35, I. Rider vs. Minnesota, 12/20/94





New Orleans Pelicans

5800 Airline Drive, Metairie, LA 70003  
phone: (504) 593-4700 / www.pelicans.com

**BASKETBALL DIRECTORY / GENERAL INFORMATION**

**Owner / Chairman of the Board:** Tom Benson  
**Executive Officer:** Gayle Benson  
**General Manager:** Dell Demps  
**Head Coach:** Alvin Gentry  
**Assistant Coaches:** Darren Erman, Phil Weber, Robert Pack, Fred Vinson, Kevin Hanson  
**Head Athletic Trainer:** Duane Brooks  
**Senior Vice President of Communications / Broadcasting:** Greg Bensel  
**Director of Basketball Communications:** Matt Ryan  
**Basketball Communications Manager:** Will McClaran  
**Home Court:** Smoothie King Center (16,867) - opened in 1999  
**Colors:** Blue, Gold, Red  
**Radio:** WRNO (99.5 FM) - Sean Kelley, John DeShazier  
**Television:** Fox Sports New Orleans - Joel Meyers, David Wesley, Jen Hale



**FRANCHISE TIMELINE**

New Orleans Hornets (founded 2002-03) W/L: 27-9  
NO/Oklahoma City (2005-07)  
New Orleans Pelicans (founded 2013-14) W/L: 1-6

**ALL-TIME WIN / LOSS**

Home	Away	Neutral	Overall
15-7	13-8	-	28-15

**2014-15 RESULTS**

11/12/14 @ New Orleans 102-109 (L)  
12/7/14 vs. New Orleans 87-104 (L)  
1/21/15 @ New Orleans 80-96 (L)  
4/1/15 vs. New Orleans 92-113 (L)

**2015-16 MEETINGS**

1/12/16 vs. New Orleans 7:30 pm  
2/4/16 @ New Orleans 7:00 pm (TNT)  
4/8/16 @ New Orleans 7:00 pm

**LAKERS 2014-15 STATISTICS VS. NEW ORLEANS**

	G	GS	MIN	FG	FGA	FG%	FG3	FG3A	FG3%	FT	FTA	FT%	OFF	DEF	TOT	AST	PF	DQ	STL	TO	BLK	PTS	P/G	HI
Bryant	3	3	98	22	60	.367	6	21	.286	11	11	1.000	0	14	14	11	5	0	1	8	1	61	20.3	33
Kelly	1	1	30	5	9	.556	1	4	.250	1	2	.500	0	1	1	3	4	0	0	0	0	12	12.0	12
Ellington	3	0	62	11	21	.524	6	10	.600	5	7	.714	1	6	7	5	5	0	3	1	0	33	11.0	12
Young	2	0	43	6	24	.250	4	11	.364	6	7	.857	0	3	3	2	2	0	1	2	1	22	11.0	13
Hill	4	3	111	19	44	.432	0	1	.000	5	7	.714	14	21	35	3	10	0	1	8	3	43	10.8	15
Black (LAL)	1	1	28	8	10	.800	0	0	---	0	1	.000	1	2	3	0	3	0	0	0	1	16	16.0	16
Boozer	4	1	95	16	40	.400	0	0	---	6	8	.750	5	12	17	2	9	0	4	3	0	38	9.5	16
Davis	3	2	88	11	21	.524	0	0	---	5	7	.714	8	18	26	1	4	0	1	5	5	27	9.0	12
Lin	4	2	103	10	30	.333	2	5	.400	13	17	.765	2	8	10	14	5	0	7	5	2	35	8.8	15
Clarkson	3	1	47	10	13	.769	1	1	1.000	5	8	.625	3	5	8	11	3	0	0	2	0	26	8.7	18
Johnson	4	4	113	13	40	.325	1	15	.067	6	8	.750	4	12	16	9	6	0	2	1	2	33	8.3	10
Brown	1	0	30	2	8	.250	1	2	.500	1	2	.500	1	0	1	1	1	0	0	1	0	6	6.0	6
Henry	1	0	10	1	2	.500	0	0	---	0	0	0	0	0	0	1	1	0	1	0	0	2	2.0	2
Price	3	2	70	1	8	.125	1	6	.167	2	2	1.000	1	2	3	8	7	0	4	1	1	5	1.7	3
Sacre	3	0	30	1	4	.250	0	0	---	0	0	---	0	4	4	0	2	0	3	0	1	2	0.7	2

**CURRENT STREAK**

Lost 5

**LAST HOME LOSS**

4/1/15 (92-113)

**MOST POINTS ALLOWED**

132 vs. New Orleans, 3/4/14

**CURRENT HOME STREAK**

Lost 3

**LAST ROAD LOSS**

1/21/15 (80-96)

**FEWEST POINTS SCORED**

80 @ New Orleans, 1/21/15

**CURRENT ROAD STREAK**

Lost 3

**LARGEST WINNING MARGIN**

29 @ New Orleans, 1/9/08 (109-80)

**FEWEST POINTS ALLOWED**

76 vs. New Orleans, 11/28/04

**LAST HOME WIN**

11/12/13 (116-95)

**LARGEST LOSING MARGIN**

21 vs. New Orleans, 4/1/15 (92-113)

**HIGH INDIV. GAME (LAKERS)**

50, K. Bryant @ New Orleans, 3/23/07

**LAST ROAD WIN**

3/6/13 (108-102)

**MOST POINTS SCORED**

125 vs. New Orleans, 3/4/14

**HIGH INDIV. GAME (PELICANS)**

40, D. West vs. New Orleans, 1/6/09





# NEW YORK KNICKS



## New York Knicks

Two Pennsylvania Plaza, New York, NY 10121  
 phone: (212) 465-6471 / fax: (212) 465-6498 / www.nyknicks.com

## BASKETBALL DIRECTORY / GENERAL INFORMATION

Exec. Chairman, The Madison Square Garden Company: James L. Dolan

President: Phil Jackson

Head Coach: Derek Fisher

Associate Head Coach: Kurt Rambis

Assistant Coaches: Jim Cleamons, Rasheed Hazzard, Joshua Longstaff

Head Athletic Trainer: Roger Hinds

Vice President, Public Relations: Jonathan Supranowicz

Director, Public Relations: Gregg Schwartz

Manager, Public Relations: Derek Lapinski

Home Court: Madison Square Garden (19,033) - opened in 1968

Colors: Orange, Blue and White

Radio: ESPN Radio (98.7 FM) - Mike Crispino, Brendan Brown

Television: MSG Network - Mike Breen, Walt Frazier, Kenny Albert

## FRANCHISE TIMELINE

New York Knicks (founded 1946-47)

## ALL-TIME WIN / LOSS

	Home	Away	Neutral	Overall
Minneapolis Era	24-12	10-26	12-7	46-45
Los Angeles Era	62-27	50-42	7-2	119-71
<b>All-Time Totals</b>	<b>86-39</b>	<b>60-68</b>	<b>19-9</b>	<b>165-116</b>

## 2014-15 RESULTS

2/1/15 @ New York 80-92 (L)  
 3/12/15 vs. New York 94-101 (L)

## 2015-16 MEETINGS

11/8/15 @ New York 3:30 pm  
 3/13/16 vs. New York 6:30 pm

## LAKERS 2014-15 STATISTICS VS. NEW YORK

	G	GS	MIN	FG	FGA	FG%	FG3	FG3A	FG3%	FT	FTA	FT%	OFF	DEF	TOT	AST	PF	DQ	STL	TO	BLK	PTS	P/G	HI
Boozer	2	0	44	11	27	.407	0	0	---	8	9	.889	1	16	17	3	3	0	2	2	0	30	15.0	19
Clarkson	2	2	62	10	25	.400	5	9	.556	5	8	.625	1	6	7	2	3	0	2	4	0	30	15.0	19
Hill	2	2	36	9	17	.529	1	1	1.000	2	3	.667	5	10	15	1	3	0	0	4	1	21	10.5	19
Ellington	2	2	66	6	25	.240	3	8	.375	3	4	.750	0	4	4	2	0	0	1	1	0	18	9.0	11
Lin	2	0	46	5	12	.417	0	2	.000	8	8	1.000	2	3	5	14	3	0	2	7	1	18	9.0	14
Davis	2	0	44	7	13	.538	0	0	---	2	5	.400	6	9	15	5	8	0	3	1	1	16	8.0	9
Johnson	2	1	62	6	22	.273	2	9	.222	1	1	1.000	2	6	8	1	6	0	2	5	2	15	7.5	11
Brown	1	0	18	3	6	.500	0	2	.000	1	4	.250	0	2	2	1	1	0	0	1	0	7	7.0	7
Black (LAL)	2	1	43	6	8	.750	0	0	---	0	0	---	4	11	15	2	8	1	0	1	0	12	6.0	10
Kelly	2	1	37	2	5	.400	1	3	.333	0	0	---	0	1	1	2	5	0	0	1	0	5	2.5	5
Sacre	1	1	22	0	6	.000	0	0	---	2	2	1.000	4	4	8	0	1	0	1	0	2	2	2.0	2

## CURRENT STREAK

Lost 2

## LAST HOME LOSS

3/12/15 (94-101)

## MOST POINTS ALLOWED

142 @ New York, 12/31/57  
 140 @ New York, 2/12/66

## CURRENT HOME STREAK

Lost 1

## LAST ROAD LOSS

2/1/15 (80-92)

## FEWEST POINTS SCORED\*

78 vs. New York, 4/1/01  
 78 vs. New York, 12/7/93

## CURRENT ROAD STREAK

Lost 4

## LARGEST WINNING MARGIN

37 vs. New York, 3/1/61 (144-107)

## FEWEST POINTS ALLOWED\*

68 vs. New York, 2/26/92

## LAST HOME WIN

3/25/14 (127-96)

## LARGEST LOSING MARGIN

33 @ New York, 3/16/71 (82-115)

## HIGH INDIV. GAME (LAKERS)

71, E. Baylor @ New York, 11/15/60

## LAST ROAD WIN

2/11/11 (113-96)

## MOST POINTS SCORED

152 vs. New York, 1/15/66

## HIGH INDIV. GAME (KNICKS)

53, A. Houston vs. New York, 2/16/03  
 53, W. Reed vs. New York, 11/1/67





**Oklahoma City Thunder**

208 Thunder Dr., Oklahoma City, OK 73102  
phone: (405) 208-4800 / www.okcthunder.com

**BASKETBALL DIRECTORY / GENERAL INFORMATION**

**Chairman:** Clayton I. Bennett  
**Executive Vice President & General Manager:** Sam Presti  
**Head Coach:** Billy Donovan  
**Assistant Coaches:** Monty Williams, Maurice Cheeks, Anthony Grant, Mark Bryant, Darko Rajakovic  
**Head Athletic Trainer:** Joe Sharpe  
**Director of Basketball Communications:** Matt Tumbleson  
**Manager of Basketball Communications:** Michael Ravina, John Read  
**Home Court:** Chesapeake Energy Arena (18,203) - opened in 2002  
**Colors:** Blue, Red, Yellow, Dark Blue  
**Radio:** WWLS (98.1 FM / 640 AM) - Matt Pinto  
**Spanish Radio:** WKY (930 AM) - Eleno Ornelas  
**Television:** Fox Sports Oklahoma - Michael Cage, Brian Davis, Lesley McCaslin

**FRANCHISE TIMELINE**

Seattle Sonics (founded 1967-68)     W/L: 128-83  
Oklahoma City (founded 2008-09)     W/L: 11-13

**ALL-TIME WIN / LOSS**

	Home	Away	Neutral	Overall
All-Time Totals	86-34	53-62	-	139-96
<i>Lakers vs. Oklahoma City</i>	7-6	4-7	-	11-13

**2014-15 RESULTS**

12/19/14 vs. Oklahoma City     103-104 (L)  
3/1/15 vs. Oklahoma City     101-108 (L)  
3/24/15 @ Oklahoma City     117-127 (L)

**2015-16 MEETINGS**

12/19/15 @ Oklahoma City     4:00 pm  
12/23/15 vs. Oklahoma City     7:30 pm  
1/8/16 vs. Oklahoma City     7:30 pm (ESPN)  
4/11/16 @ Oklahoma City     7:00 pm

**LAKERS 2014-15 STATISTICS VS. OKLAHOMA CITY**

	G	GS	MIN	FG	FGA	FG%	FG3	FG3A	FG3%	FT	FTA	FT%	OFF	DEF	TOT	AST	PF	DQ	STL	TO	BLK	PTS	P/G	HI
Clarkson	2	2	70	17	33	.515	4	7	.571	4	6	.667	2	4	6	11	5	0	1	5	4	42	21.0	30
Lin	3	1	85	18	32	.563	3	6	.500	12	14	.857	2	14	16	20	6	0	3	6	0	51	17.0	20
Price	1	1	26	5	8	.625	4	7	.571	0	0	---	0	0	0	3	2	0	0	0	1	14	14.0	14
Kelly	2	2	56	8	17	.471	4	9	.444	7	9	.778	2	6	8	5	6	0	3	0	1	27	13.5	16
Davis	3	1	72	18	20	.900	0	0	---	4	6	.667	6	12	18	2	8	0	1	2	5	40	13.3	18
Ellington	3	1	79	14	35	.400	7	18	.389	1	3	.333	1	10	11	11	5	0	2	0	0	36	12.0	15
Hill	2	1	50	9	18	.500	1	1	1.000	5	6	.833	2	12	14	3	4	0	0	4	1	24	12.0	14
Boozer	2	1	48	10	23	.435	0	0	---	2	5	.400	2	10	12	3	6	0	0	2	0	22	11.0	14
Young	1	0	13	4	8	.500	2	4	.500	0	0	---	0	2	2	0	1	0	1	1	0	10	10.0	10
Bryant	1	1	35	3	15	.200	0	3	.000	3	4	.750	0	8	8	8	0	0	0	3	0	9	9.0	9
Johnson	3	2	79	9	26	.346	3	13	.231	3	4	.750	1	11	12	4	4	0	2	4	1	24	8.0	9
Brown	1	0	27	3	6	.500	0	1	.000	1	1	1.000	0	0	0	1	1	0	0	0	0	7	7.0	7
Black (LAL)	1	1	28	4	8	.500	0	0	---	1	2	.500	3	3	6	0	2	0	2	0	2	9	9.0	9
Sacre	3	1	52	3	11	.273	0	0	---	0	0	---	1	6	7	4	8	0	4	2	3	6	2.0	6

**CURRENT STREAK**

Lost 4

**LAST ROAD LOSS**

3/24/15 (117-127)

**FEWEST POINTS SCORED**75 @ Oklahoma City, 3/26/10  
79 vs. Seattle, 12/23/92**CURRENT HOME STREAK**

Lost 2

**LARGEST WINNING MARGIN**38 vs. Seattle, 2/2/68 (151-113)  
18 @ Oklahoma City, 3/24/09 (107-89)**FEWEST POINTS ALLOWED**71 vs. Seattle, 3/19/96  
85 vs. Oklahoma City, 11/22/09**CURRENT ROAD STREAK**

Lost 6

**LARGEST LOSING MARGIN**33 @ Seattle, 11/30/00 (121-88)  
29 @ Oklahoma City, 3/13/14 (131-102)**HIGH INDIV. GAME (LAKERS)**50, K. Bryant vs. Seattle, 4/15/07  
42, J. Meeks vs. Oklahoma City, 3/9/14**LAST HOME WIN**

3/9/14 (114-110)

**LAST ROAD WIN**

2/27/11 (90-87)

**MOST POINTS SCORED**154 vs. Seattle, 1/21/68  
114 vs. Oklahoma City, 3/9/14**HIGH INDIV. GAME (THUNDER)**47, B. Rule @ Seattle, 11/21/67  
43, K. Durant vs. Oklahoma City, 2/13/14**LAST HOME LOSS**

3/1/15 (101-108)

**MOST POINTS ALLOWED**137 @ Seattle, 11/21/67  
131 @ Oklahoma City, 3/13/14



# ORLANDO MAGIC



## Orlando Magic

8701 Maitland Summit Boulevard, Orlando, FL 32810  
phone: (407) 916-2400 / fax: (407) 916-2830 / www.orlandomagic.com

## BASKETBALL DIRECTORY / GENERAL INFORMATION

**Senior Chairman:** Rich DeVos  
**Chairman:** Dan DeVos  
**General Manager:** Rob Hennigan  
**Head Coach:** Scott Skiles  
**Assistant Coaches:** Adrian Griffin, Monte Mathis, Mario Elie, Conner Henry  
**Athletic Trainer:** Keon Weise  
**Chief Communications Officer:** Joel Glass  
**Director of Communications:** George Galante  
**Assistant Director of Communications:** Trish Wingerson  
**Communications Manager:** Melanie Curtsinger  
**Home Court:** Amway Center (18,846) - opened in 2010  
**Colors:** Blue, Silver, Black  
**Radio:** ESPN 580 AM Orlando - Dennis Neumann, Richie Adubato  
**Spanish Radio:** Joey Colon  
**Television:** Fox Sports Florida - David Steele, Jeff Turner

## FRANCHISE TIMELINE

Orlando Magic (founded 1989-90)

## ALL-TIME WIN / LOSS

	Home	Away	Neutral	Overall
Lakers vs. Magic	20-5	15-12	-	35-17

## 2014-15 RESULTS

1/9/15 vs. Orlando 101-84 (W)  
2/6/15 @ Orlando 97-103 OT (L)

## 2015-16 MEETINGS

11/11/15 @ Orlando 7:00 pm  
3/8/16 vs. Orlando 7:30 pm

## LAKERS 2014-15 STATISTICS VS. ORLANDO

	G	GS	MIN	FG	FGA	FG%	FG3	FG3A	FG3%	FT	FTA	FT%	OFF	DEF	TOT	AST	PF	DQ	STL	TO	BLK	PTS	P/G	HI
Kelly	2	2	70	9	24	.375	8	11	.727	7	7	1.000	1	12	13	4	5	0	3	0	1	33	16.5	20
Lin	2	0	52	11	20	.550	5	7	.714	5	10	.500	0	4	4	9	2	0	6	7	3	32	16.0	18
Boozer	2	0	45	13	25	.520	0	0	---	0	1	.000	4	13	17	2	6	0	2	2	1	26	13.0	14
Hill	1	1	23	5	12	.417	0	0	---	1	2	.500	1	8	9	2	1	0	0	1	0	11	11.0	11
Johnson	1	0	31	4	9	.444	1	4	.250	0	0	---	3	6	9	2	0	0	1	3	1	9	9.0	9
Black (LAL)	2	1	40	5	9	.556	0	0	---	6	7	.857	7	8	15	1	4	0	0	2	1	16	8.0	14
Clarkson	2	1	37	7	15	.467	1	4	.250	1	2	.500	3	0	3	6	2	0	4	4	0	16	8.0	14
Davis	2	1	42	7	14	.500	0	0	---	0	2	.000	8	8	16	3	3	0	1	0	6	14	7.0	10
Ellington	2	2	64	5	19	.263	2	9	.222	2	3	.667	2	4	6	3	0	0	0	2	0	14	7.0	10
Price	1	1	24	3	7	.429	1	3	.333	0	1	.000	0	1	1	4	5	0	1	2	0	7	7.0	7
Sacre	2	1	40	4	14	.286	0	0	---	3	4	.750	4	5	9	4	2	0	1	0	2	11	5.5	10
Young	2	0	36	2	19	.105	0	9	.000	5	5	1.000	0	1	1	3	4	0	1	3	0	9	4.5	9

## CURRENT STREAK

Lost 1

## LAST HOME LOSS

12/2/12 (103-113)

## MOST POINTS ALLOWED

122 @ Orlando, 11/12/04

## CURRENT HOME STREAK

Won 2

## LAST ROAD LOSS

2/6/15 (97-103 OT)

## FEWEST POINTS SCORED

75 @ Orlando, 2/13/11

## CURRENT ROAD STREAK

Lost 2

## LARGEST WINNING MARGIN

26 vs. Orlando, 11/24/90 (115-89)

## FEWEST POINTS ALLOWED

81 vs. Orlando, 12/6/96

## LAST HOME WIN

1/9/15 (101-84)

## LARGEST LOSING MARGIN

26 @ Orlando, 3/23/97 (84-110)

## HIGH INDIV. GAME (LAKERS)

41, K. Bryant @ Orlando, 12/20/08  
41, K. Bryant @ Orlando, 11/12/04

## LAST ROAD WIN

3/12/13 (106-97)

## MOST POINTS SCORED

121 vs. Orlando, 1/10/90

## HIGH INDIV. GAME (MAGIC)

46, S. O'Neal @ Orlando, 3/8/95





**Philadelphia 76ers**

3 Crescent Drive Suite 300, Philadelphia, PA 19112  
phone: (215) 339-7666 / www.sixers.com

**BASKETBALL DIRECTORY / GENERAL INFORMATION**

**Co-Managing Owner:** Josh Harris  
**Co-Managing Owner:** David Blitzer  
**President of Basketball Operations & General Manager:** Sam Hinkie  
**Head Coach:** Brett Brown  
**Assistant Coach:** Lloyd Pierce  
**Assistant Coach / Director of Player Development:** Billy Lange  
**Assistant Coach / Head of Strength and Conditioning:** Todd Wright  
**Head Athletic Trainer:** Kevin Johnson  
**Director of Public Relations:** Mike Preston  
**Home Court:** Wells Fargo Center (20,328) - opened in 1996  
**Colors:** Red, White, Blue  
**Radio:** The Fanatic (97.5 FM) - Tom McGinnis  
**Television:** Comcast SportsNet / The Comcast Network - Marc Zumoff, Molly Sullivan



**FRANCHISE TIMELINE / LAKERS RECORD**

Syracuse Nationals (founded 1949-50) W/L: 51-57  
Philadelphia 76ers (founded 1963-64) W/L: 91-74

**ALL-TIME WIN / LOSS**

	Home	Away	Neutral	Overall
Minneapolis Era	16-13	9-28	10-6	35-47
Los Angeles Era	63-26	35-48	9-10	107-84
<b>All-Time Totals</b>	<b>79-39</b>	<b>44-76</b>	<b>19-16</b>	<b>142-131</b>
Lakers vs. Philadelphia	54-26	33-44	4-4	91-74

**2014-15 RESULTS**

3/22/15 vs. Philadelphia 101-87 (W)  
3/30/15 @ Philadelphia 113-111 OT (W)

**2015-16 MEETINGS**

12/1/15 @ Philadelphia 7:00 pm  
1/1/16 vs. Philadelphia 7:30 pm

**LAKERS 2014-15 STATISTICS VS. PHILADELPHIA**

	G	GS	MIN	FG	FGA	FG%	FG3	FG3A	FG3%	FT	FTA	FT%	OFF	DEF	TOT	AST	PF	DQ	STL	TO	BLK	PTS	P/G	HI
Lin	1	0	29	10	16	.625	2	2	1.000	7	8	.875	0	5	5	5	4	0	1	2	0	29	29.0	29
Clarkson	2	2	67	11	23	.478	0	3	.000	12	14	.857	4	6	10	14	6	0	3	7	0	34	17.0	26
Brown	2	0	58	9	16	.563	4	6	.667	10	11	.909	1	0	1	7	3	0	1	2	1	32	16.0	22
Ellington	2	2	62	11	24	.458	6	10	.600	2	2	1.000	0	6	6	4	3	0	0	3	0	30	15.0	20
Johnson	2	2	72	10	25	.400	0	4	.000	2	4	.500	3	14	17	3	5	0	5	7	4	22	11.0	12
Kelly	2	1	66	6	14	.429	3	10	.300	5	5	1.000	0	9	9	6	5	0	0	2	4	20	10.0	16
Hill	2	1	42	8	15	.533	0	0	---	1	5	.200	6	12	18	5	6	1	1	3	0	17	8.5	12
Boozer	1	0	26	4	8	.500	0	0	---	0	0	---	0	6	6	1	3	0	0	2	1	8	8.0	8
Davis	1	0	22	4	8	.500	0	0	---	0	1	.000	3	8	11	1	3	0	0	0	4	8	8.0	8
Sacre	1	0	22	3	6	.500	0	0	---	0	0	---	2	1	3	0	1	0	0	1	2	6	6.0	6
Black (LAL)	2	2	40	3	8	.375	0	0	---	2	2	1.000	6	5	11	2	8	1	0	1	3	8	4.0	6

**CURRENT STREAK**

Won 3

**LAST HOME LOSS**

12/29/13 (104-111)

**MOST POINTS ALLOWED**

158 @ Philadelphia, 3/18/68

**CURRENT HOME STREAK**

Won 1

**LAST ROAD LOSS**

2/6/12 (90-95)

**FEWEST POINTS SCORED\***

73 @ Philadelphia, 2/5/04

**CURRENT ROAD STREAK**

Won 3

**LARGEST WINNING MARGIN**

40 @ Philadelphia, 11/10/71 (143-103)  
40 vs. Philadelphia, 11/19/72 (135-95)

**FEWEST POINTS ALLOWED\***

78 vs. Syracuse, 11/22/56  
81 @ Philadelphia, 12/17/10

**LAST HOME WIN**

3/22/15 (101-87)

**LARGEST LOSING MARGIN**

31 @ Syracuse, 11/4/51 (67-98)  
30 @ Philadelphia, 3/18/68 (128-158)

**HIGH INDIV. GAME (LAKERS)**

56, E. Baylor vs. Syracuse, 1/24/61  
49, J. West vs. Philadelphia, 2/17/68

**LAST ROAD WIN**

3/30/15 (113-111 OT)

**MOST POINTS SCORED**

154 vs. Philadelphia, 12/19/71

**HIGH INDIV. GAME (76ERS)**

65, W. Chamberlain @ Philadelphia, 2/7/66



\* since introduction of the shot clock in 1954-55



# PHOENIX SUNS



## Phoenix Suns

201 East Jefferson Street, Phoenix, AZ 85004  
phone: (602) 379-7900 / fax: (602) 379-7908 / www.suns.com

## BASKETBALL DIRECTORY / GENERAL INFORMATION

**Managing Partner:** Robert Sarver  
**General Manager:** Ryan McDonough  
**Head Coach:** Jeff Hornacek  
**Assistant Coaches:** Jerry Sichting, Mike Longabardi, Corey Gaines, Earl Watson, Nate Bjorkgren  
**Vice President, Athletic Care / Head Athletic Trainer:** Aaron Nelson  
**Vice President, Basketball Communications:** Julie Fie  
**Managers, Basketball Communications:** DC Headley, Cole Mickelson  
**Home Court:** Talking Stick Resort Arena (18,055) - opened in 1992  
**Colors:** Purple, Orange, Black, Gray, Yellow  
**Radio:** Arizona Sports 98.7 FM - Al McCoy, Tim Kempton  
**Spanish Radio:** KSUN 1400 AM - Ivan Valenzuela, Arturo Ochoa  
**Television:** Fox Sports Arizona - Steve Albert, Eddie Johnson, Ann Meyers Drysdale, Kevin Ray

## FRANCHISE TIMELINE

Phoenix Suns (founded 1968-69)

## ALL-TIME WIN / LOSS

	Home	Away	Neutral	Overall
Lakers vs. Suns	88-29	45-71	-	133-100

## 2014-15 RESULTS

10/29/14	@ Phoenix	99-119 (L)
11/4/14	vs. Phoenix	106-112 (L)
12/28/14	vs. Phoenix	107-116 (L)
1/19/15	@ Phoenix	100-115 (L)

## 2015-16 MEETINGS

11/16/15	@ Phoenix	7:00 pm
1/3/16	vs. Phoenix	6:30 pm
3/18/16	vs. Phoenix	7:30 pm
3/23/16	@ Phoenix	8:00 pm

## LAKERS 2014-15 STATISTICS VS. PHOENIX

	G	GS	MIN	FG	FGA	FG%	FG3	FG3A	FG3%	FT	FTA	FT%	OFF	DEF	TOT	AST	PF	DQ	STL	TO	BLK	PTS	P/G	HI
Bryant	3	3	104	29	72	.403	6	14	.429	16	20	.800	4	17	21	11	3	0	5	10	1	80	26.7	39
Young	2	0	52	14	27	.519	8	13	.615	9	10	.900	2	3	5	5	6	0	2	5	0	45	22.5	24
Lin	4	3	105	18	33	.545	4	9	.444	13	18	.722	1	8	9	16	13	0	4	9	2	53	13.3	19
Hill	4	4	108	14	39	.359	0	0	---	14	18	.778	15	21	36	9	10	0	2	11	3	42	10.5	15
Johnson	4	4	120	13	30	.433	4	11	.364	9	9	1.000	3	8	11	9	7	0	3	6	4	39	9.8	14
Davis	4	2	107	14	26	.538	0	0	---	9	20	.450	17	20	37	8	13	0	7	5	8	37	9.3	14
Boozer	4	2	100	15	32	.469	0	0	---	2	6	.333	2	21	23	6	11	0	3	11	0	32	8.0	13
Ellington	4	1	82	13	25	.520	3	7	.429	3	4	.750	0	9	9	3	3	0	2	3	0	32	8.0	13
Price	3	1	72	7	18	.389	4	9	.444	1	2	.500	0	5	5	11	8	0	4	1	0	19	6.3	10
Black (LAL)	1	0	21	2	3	.667	0	0	---	2	4	.500	1	2	3	0	4	0	1	1	1	6	6.0	6
Sacre	2	0	26	3	7	.429	0	0	---	3	4	.750	0	2	2	1	1	0	0	1	0	9	4.5	6
Kelly	2	0	25	2	5	.400	1	1	1.000	3	4	.750	1	1	2	0	2	0	0	1	1	8	4.0	6
Clarkson	3	0	37	4	13	.308	0	2	.000	2	2	1.000	1	4	5	3	1	0	0	1	0	10	3.3	6

## CURRENT STREAK

Lost 4

## LAST HOME LOSS

12/28/14 (107-116)

## MOST POINTS ALLOWED

138 @ Phoenix, 1/19/84

## CURRENT HOME STREAK

Lost 2

## LAST ROAD LOSS

1/19/15 (100-115)

## FEWEST POINTS SCORED

76 @ Phoenix, 3/18/13

## CURRENT ROAD STREAK

Lost 8

## LARGEST WINNING MARGIN

37 @ Phoenix, 12/28/00 (115-78)

## FEWEST POINTS ALLOWED

78 @ Phoenix, 12/28/00

## LAST HOME WIN

3/30/14 (115-99)

37 vs. Phoenix, 1/2/87 (155-118)

37 @ Phoenix, 10/31/85 (144-107)

## HIGH INDIV. GAME (LAKERS)

66, W. Chamberlain @ Phoenix, 2/9/69

## LAST ROAD WIN

1/5/11 (99-95)

## LARGEST LOSING MARGIN

35 @ Phoenix, 12/25/73 (135-100)

## HIGH INDIV. GAME (SUNS)

43, G. Goodrich vs. Phoenix, 2/28/69

## MOST POINTS SCORED

155 vs. Phoenix, 1/2/87





**Portland Trail Blazers**

One Center Court, Suite 200, Portland, OR 97227  
 phone: (503) 234-9291 / www.trailblazers.com

**BASKETBALL DIRECTORY / GENERAL INFORMATION**

**Owner:** Paul Allen  
**President of Basketball Operations:** Neil Olshey  
**Head Coach:** Terry Stotts  
**Assistant Coaches:** Jay Triano, David Vanterpool, Nate Tibbetts, Dale Osbourne, Jim Moran  
**Head Athletic Trainer:** Geoff Clark  
**Vice President of Basketball Communications:** Jim Taylor  
**Basketball Communications Director:** Collin Romer  
**Home Court:** Moda Center (19,441) - opened in 1995  
**Colors:** Scarlet, Black, White  
**Radio:** Rip City Radio 620 AM - Brian Wheeler, Antonio Harvey  
**Television:** KGW (Ch. 8) / Comcast SportsNet - Mike Barrett, Mike Rice



**FRANCHISE TIMELINE**

Portland Trail Blazers (founded 1970-71)

**ALL-TIME WIN / LOSS**

Lakers vs. Blazers	Home 76-31	Away 42-64	Neutral -	Overall 118-95
--------------------	---------------	---------------	--------------	-------------------

**2014-15 RESULTS**

1/5/15 @ Portland 94-98 (L)  
 1/11/15 vs. Portland 94-106 (L)  
 2/11/15 @ Portland 86-102 (L)  
 4/3/15 vs. Portland 77-107 (L)

**2015-16 MEETINGS**

11/22/15 vs. Portland 6:30 pm  
 11/28/15 @ Portland 7:00 pm  
 1/23/16 @ Portland 7:30 pm

**LAKERS 2014-15 STATISTICS VS. PORTLAND**

	G	GS	MIN	FG	FGA	FG%	FG3	FG3A	FG3%	FT	FTA	FT%	OFF	DEF	TOT	AST	PF	DQ	STL	TO	BLK	PTS	P/G	HI
Clarkson	3	2	77	20	37	.541	3	7	.429	6	8	.750	2	13	15	9	3	0	0	2	0	49	16.3	27
Johnson	3	2	92	17	39	.436	5	11	.455	1	2	.500	4	17	21	5	2	0	0	2	1	40	13.3	17
Ellington	3	3	90	14	36	.389	6	10	.600	5	5	1.000	2	17	19	3	4	0	1	3	0	39	13.0	16
Hill	3	2	69	16	27	.593	0	0	---	5	6	.833	4	16	20	3	6	0	0	4	3	37	12.3	23
Brown	1	0	30	2	9	.222	1	3	.333	6	9	.667	0	3	3	0	2	0	0	1	0	11	11.0	11
Young	3	0	58	10	36	.278	2	16	.125	7	7	1.000	1	5	6	2	7	0	1	3	0	29	9.7	11
Price	2	2	60	7	18	.389	1	6	.167	4	4	1.000	2	1	3	20	5	0	2	4	0	19	9.5	11
Buycks	1	0	7	3	4	.750	2	2	1.000	0	0	---	0	1	1	1	0	0	0	2	0	8	8.0	8
Lin	4	1	85	9	34	.265	0	3	.000	11	16	.688	0	12	12	7	8	0	2	4	1	29	7.3	14
Boozer	4	0	73	10	32	.313	0	0	---	3	5	.600	4	16	20	7	9	0	3	2	0	23	5.8	13
Sacre	3	1	53	6	15	.400	0	0	---	3	3	1.000	5	4	9	3	7	0	1	1	1	15	5.0	12
Kelly	4	3	105	8	22	.364	3	8	.375	0	0	---	0	14	14	6	7	0	1	10	2	19	4.8	8
Davis	4	2	90	8	21	.381	0	0	---	1	2	.500	9	15	24	8	8	0	3	3	3	17	4.3	8
Black (LAL)	3	2	71	8	14	.571	0	0	---	0	0	---	5	13	18	5	7	0	1	3	4	16	5.3	10

**CURRENT STREAK**

Lost 5

**LAST HOME LOSS**

4/3/15 (77-107)

**MOST POINTS ALLOWED**

145 @ Portland, 4/9/77

**CURRENT HOME STREAK**

Lost 4

**LAST ROAD LOSS**

2/11/15 (86-102)

**FEWEST POINTS SCORED**

80 vs. Portland, 4/6/04

**CURRENT ROAD STREAK**

Lost 2

**LARGEST WINNING MARGIN**

36 @ Portland, 1/1/87 (140-104)  
 36 vs. Portland, 12/10/72 (137-101)

**FEWEST POINTS ALLOWED**

76 vs. Portland, 10/28/08

**LAST HOME WIN**

2/22/13 (111-107)

**LARGEST LOSING MARGIN**

46 @ Portland, 1/9/95 (129-83)

**HIGH INDIV. GAME (LAKERS)**

65, K. Bryant vs. Portland, 3/16/07

**LAST ROAD WIN**

3/3/14 (107-106)

**MOST POINTS SCORED**

153 vs. Portland, 1/30/72

**HIGH INDIV. GAME (BLAZERS)**

43, C. Drexler @ Portland, 4/21/89





# SACRAMENTO KINGS



## Sacramento Kings

One Sports Parkway, Sacramento, CA 95834  
phone: (916) 928-0000 / www.kings.com

## BASKETBALL DIRECTORY / GENERAL INFORMATION

**Owner:** Vivek Ranadivé  
**Vice President of Basketball Operations & GM:** Vlade Divac  
**Head Coach:** George Karl  
**Assistant Coaches:** Chad Iske, John Welch, Corliss Williamson, Vance Walberg, Anthony Carter, Nancy Lieberman  
**Director of Sports Science:** Chip Schaefer  
**Director, Media Relations:** Chris Clark  
**Director, Basketball Information:** Darryl Arata  
**Home Court:** Sleep Train Arena (17,317) - opened in 1988  
**Colors:** Black, Purple, Silver  
**Radio:** KHKT (1140 AM) - Gary Gerould  
**Television:** Comcast SportsNet - Grant Napear, Jerry Reynolds, Kayte Christensen

### FRANCHISE TIMELINE / LAKERS RECORD

Rochester Royals	(founded 1948-49)	W/L: 52-34
Cincinnati Royals	(founded 1957-58)	W/L: 78-59
Kansas City/Omaha Royals	(founded 1972-73)	W/L: 11-5
Kansas City Kings	(founded 1975-76)	W/L: 37-11
Sacramento Kings	(founded 1985-86)	W/L: 90-38

### ALL-TIME WIN / LOSS

	Home	Away	Neutral	Overall
Minneapolis Era	39-9	17-32	14-12	70-53
Los Angeles Era	116-26	69-64	13-4	198-94
<b>All-Time Totals</b>	<b>155-35</b>	<b>86-96</b>	<b>27-16</b>	<b>268-147</b>
Lakers vs. Sacramento	50-13	40-25	-	90-38

### 2014-15 RESULTS

12/9/14	vs. Sacramento	98-95 (W)
12/21/14	@ Sacramento	101-108 (L)
4/13/15	@ Sacramento	92-102 (L)
4/15/15	vs. Sacramento	99-122 (L)

### 2015-16 MEETINGS

10/30/15	@ Sacramento	7:00 pm
1/7/16	@ Sacramento	7:30 pm (TNT)
1/20/16	vs. Sacramento	7:30 pm
3/15/16	vs. Sacramento	7:30 pm

### LAKERS 2014-15 STATISTICS VS. SACRAMENTO

	G	GS	MIN	FG	FGA	FG%	FG3	FG3A	FG3%	FT	FTA	FT%	OFF	DEF	TOT	AST	PF	DQ	STL	TO	BLK	PTS	P/G	HI
Bryant	2	2	74	19	57	.333	5	14	.357	14	14	1.000	6	2	8	9	5	0	4	12	0	57	28.5	32
Brown	2	2	94	15	36	.417	5	12	.417	15	17	.882	0	5	5	9	8	0	2	6	0	50	25.0	32
Clarkson	1	1	47	10	21	.476	2	5	.400	1	2	.500	0	5	5	6	2	0	5	3	1	23	23.0	23
Young	2	0	53	12	27	.444	5	14	.357	9	9	1.000	3	6	9	2	8	0	3	0	1	38	19.0	26
Blue	2	1	74	9	30	.300	2	10	.200	2	5	.400	2	7	9	8	4	0	3	6	0	22	11.0	15
Hill	4	4	116	21	53	.396	0	3	.000	2	2	1.000	6	21	27	10	13	0	2	4	2	44	11.0	18
Boozler	4	0	81	17	37	.459	0	0	---	5	8	.625	9	23	32	2	8	0	1	2	1	39	9.8	15
Davis	4	2	99	15	29	.517	0	0	---	5	9	.556	19	18	37	5	12	1	3	2	3	35	8.8	11
Johnson	2	2	48	5	16	.313	3	6	.500	4	4	1.000	2	9	11	3	7	0	1	2	2	17	8.5	10
Kelly	2	2	65	5	18	.278	2	8	.250	3	5	.600	0	5	5	7	7	0	2	1	3	15	7.5	12
Priec	2	2	47	3	11	.273	1	8	.125	3	4	.750	4	2	6	7	8	0	4	1	0	10	5.0	8
Black (LAL)	2	2	46	6	9	.667	0	0	---	1	2	.500	6	7	13	2	9	0	0	2	0	13	6.5	8
Sacre	3	0	47	6	12	.500	0	1	.000	1	4	.250	8	4	12	2	8	0	0	1	5	13	4.3	6
Ellington	2	0	29	2	9	.222	1	5	.200	2	4	.500	0	4	4	1	2	0	0	0	1	7	3.5	4
Lin	2	0	42	2	8	.250	0	4	.000	3	4	.750	0	4	4	9	5	0	1	4	0	7	3.5	4

#### CURRENT STREAK

Lost 3

#### LAST ROAD LOSS

4/13/15 (92-102)

#### CURRENT HOME STREAK

Lost 1

#### LARGEST WINNING MARGIN

44 vs. Cincinnati, 2/6/68 (146-102)

#### CURRENT ROAD STREAK

Lost 3

#### LARGEST LOSING MARGIN

34 @ Cincinnati, 1/5/71 (146-112)

#### LAST HOME WIN

12/9/14 (98-95)

#### MOST POINTS SCORED

146 vs. Cincinnati, 2/6/68

#### LAST ROAD WIN

12/6/13 (106-100)

#### MOST POINTS SCORED

135 vs. Sacramento, 4/3/86

#### LAST HOME LOSS

4/15/15 (99-122)

#### MOST POINTS ALLOWED

146 @ Cincinnati, 1/5/71  
128 @ Sacramento, 1/4/07 (OT)  
124 vs. Sacramento, 11/8/92  
124 @ Sacramento, 4/10/05

#### FEWEST POINTS SCORED\*

76 vs. Rochester, 3/3/55  
82 @ Sacramento, 2/16/95

#### FEWEST POINTS ALLOWED\*

72 @ Sacramento, 3/25/01

#### HIGH INDIV. GAME (LAKERS)

61, G. Mikan vs. Rochester, 1/20/52  
51, K. Bryant @ Sacramento, 1/19/06

#### HIGH INDIV. GAME (KINGS)

59, J. Twyman @ Cincinnati, 1/15/60  
40, M. Bibby @ Sacramento, 1/19/06





**San Antonio Spurs**

One AT&T Center, San Antonio, TX 78219  
phone: (210) 444-5500 / www.spurs.com

**BASKETBALL DIRECTORY / GENERAL INFORMATION**

**Chairman & CEO:** Peter M. Holt  
**President of Basketball Operations / Head Coach:** Gregg Popovich  
**President of Sports Franchises / General Manager:** R.C. Buford  
**Assistant Coaches:** Ettore Messina, Ime Udoka, James Borrego, Becky Hammon, Chip Engelland, Chad Forcier  
**Head Athletic Trainer:** Will Sevensen  
**Senior Director of Communications:** Tom James  
**Basketball Communications Manager:** Kris Davis  
**Home Court:** AT&T Center (18,460) - opened in 2002  
**Colors:** Metallic Silver, Black

**Radio:** WOAI (1200 AM) - Bill Schoening

**Spanish Radio:** KCOR (1350 AM) - Paul Castro

**Television:** KENS (Ch. 5), KMYS (Ch. 35), FOX Sports Southwest (Ch. 26) - Bill Land, Sean Elliott, Andrew Monaco



**FRANCHISE TIMELINE**

San Antonio Spurs (founded 1976-77)

**ALL-TIME WIN / LOSS**

	Home	Away	Neutral	Overall
Lakers vs. Spurs	46-31	31-48	-	77-79

**2014-15 RESULTS**

11/14/14	vs. San Antonio	80-93 (L)
12/12/14	@ San Antonio	112-110 OT (W)
1/23/15	@ San Antonio	85-99 (L)

**2015-16 MEETINGS**

12/11/15	@ San Antonio	8:30 pm	(ESPN)
1/22/16	vs. San Antonio	7:30 pm	
2/6/16	@ San Antonio	7:30 pm	
2/19/16	vs. San Antonio	7:30 pm	

**LAKERS 2014-15 STATISTICS VS. SAN ANTONIO**

	G	GS	MIN	FG	FGA	FG%	FG3	FG3A	FG3%	FT	FTA	FT%	OFF	DEF	TOT	AST	PF	DQ	STL	TO	BLK	PTS	P/G	HI
Young	2	0	53	14	25	.560	9	15	.600	9	9	1.000	0	1	1	1	2	0	0	2	0	46	23.0	29
Bryant	2	2	76	8	36	.222	1	9	.111	14	17	.824	1	8	9	15	2	0	5	9	2	31	15.5	22
Lin	2	1	67	11	25	.440	3	6	.500	4	6	.667	1	5	6	12	5	0	1	6	1	29	14.5	15
Boozer	3	1	89	20	35	.571	0	0	---	3	4	.750	5	23	28	2	9	0	2	5	3	43	14.3	19
Hill	3	3	86	15	41	.366	0	0	---	4	6	.667	10	16	26	2	5	0	1	3	1	34	11.3	14
Clarkson	2	1	51	8	15	.533	0	2	.000	3	6	.500	2	5	7	5	4	0	1	2	1	19	9.5	11
Johnson	3	2	88	9	19	.474	4	6	.667	3	4	.750	1	13	14	9	7	0	3	2	2	25	8.3	13
Kelly	2	1	34	3	7	.429	1	1	1.000	5	7	.714	0	5	5	1	4	0	1	0	1	12	6.0	7
Ellington	2	1	41	5	13	.385	1	4	.250	0	0	---	1	6	7	1	0	0	1	1	0	11	5.5	11
Davis	3	1	62	7	13	.538	0	0	---	0	3	.000	6	8	14	6	8	0	1	2	2	14	4.7	6
Sacre	3	1	58	5	16	.313	0	0	---	3	4	.750	6	10	16	0	4	0	1	0	0	13	4.3	7
Henry	1	0	4	0	1	.000	0	0	---	0	0	---	0	1	1	0	0	0	0	0	0	0	0	0
Price	2	1	35	0	8	.000	0	6	.000	0	0	---	0	1	1	8	3	0	4	3	0	0	0	0

**CURRENT STREAK**

Lost 1

**LAST HOME LOSS**

11/14/14 (80-93)

**MOST POINTS ALLOWED**

137 @ San Antonio, 4/3/84

**CURRENT HOME STREAK**

Lost 3

**LAST ROAD LOSS**

1/23/15 (85-99)

**FEWEST POINTS SCORED**

80 @ San Antonio, 2/8/99  
80 vs. San Antonio, 4/8/00  
80 vs. San Antonio, 11/14/14

**CURRENT ROAD STREAK**

Lost 1

**LARGEST WINNING MARGIN**

40 vs. San Antonio, 3/30/89 (138-98)

**FEWEST POINTS ALLOWED**

75 @ San Antonio, 2/8/99  
75 @ San Antonio, 4/13/98

**LAST HOME WIN**

4/14/13 (91-86)

**LARGEST LOSING MARGIN**

34 @ San Antonio, 3/14/14 (119-85)

**HIGH INDIV. GAME (LAKERS)**

44, K. Bryant vs. San Antonio, 2/14/03

**LAST ROAD WIN**

12/12/14 (112-110 OT)

**MOST POINTS SCORED**

147 vs. San Antonio, 3/20/87  
147 vs. San Antonio, 11/15/87

**HIGH INDIV. GAME (SPURS)**

44, G. Banks @ San Antonio, 4/13/83  
44, R. Brewer @ San Antonio, 11/10/81





# TORONTO RAPTORS



## Toronto Raptors

50 Bay Street, Ste. 500, Toronto, Ontario, Canada M5J 2L2  
phone: (416) 815-5600 / www.raptors.com

## BASKETBALL DIRECTORY / GENERAL INFORMATION

**Chairman of the Board & NBA Governor:** Lawrence M. Tanenbaum  
**President & General Manager, Alternate NBA Governor:** Masai Ujiri  
**Head Coach:** Dwane Casey  
**Assistant Coaches:** Rex Kalamian, Andy Greer,  
Nick Nurse, Jerry Stackhouse  
**Assistant Coach / Director of Sports Science:** Alex McKechnie  
**Head Athletic Trainer:** Scott McCullough  
**Director, Media Relations:** Jim LaBumbard  
**Manager, Media Relations:** Roven Yau  
**Home Court:** Air Canada Centre (19,800) - opened in 1999  
**Colors:** Red, Black, Silver  
**Radio:** TSN Radio 1050 (AM 1050) / Sportsnet 590 (AM 590) -  
Paul Jones, Eric Smith, Sherman Hamilton  
**Television:** TSN / TSN 2 / Sportsnet / Sportsnet ONE / Sportsnet 360 -  
Matt Devlin, Leo Rautins, Jack Armstrong

### FRANCHISE TIMELINE

Toronto Raptors (founded 1995-96)

### ALL-TIME WIN / LOSS

	Home	Away	Neutral	Overall
Lakers vs. Raptors	15-3	13-6	-	28-9

### 2014-15 RESULTS

11/30/14 vs. Toronto 129-122 OT (W)  
3/27/15 @ Toronto 83-94 (L)

### 2015-16 MEETINGS

11/20/15 vs. Toronto 7:30 pm  
12/7/15 @ Toronto 7:30 pm

### LAKERS 2014-15 STATISTICS VS. TORONTO

	G	GS	MIN	FG	FGA	FG%	FG3	FG3A	FG3%	FT	FTA	FT%	OFF	DEF	TOT	AST	PF	DQ	STL	TO	BLK	PTS	P/G	HI
Bryant	1	1	42	11	24	.458	0	1	.000	9	13	.692	1	10	11	12	2	0	0	2	1	31	31.0	31
Young	1	0	31	6	11	.545	5	8	.625	3	5	.600	0	4	4	0	2	0	0	4	0	20	20.0	20
Boozer	1	1	30	9	15	.600	0	0	---	0	0	---	2	7	9	2	2	0	0	2	0	18	18.0	18
Hill	1	1	34	6	11	.545	0	0	---	4	5	.800	5	7	12	1	3	0	0	0	3	16	16.0	16
Lin	2	2	71	9	26	.346	3	10	.300	8	8	1.000	1	9	10	8	7	0	3	4	0	29	14.5	18
Clarkson	1	1	33	6	14	.429	0	0	---	2	2	1.000	2	4	0	2	2	0	2	1	0	14	14.0	14
Ellington	2	0	38	8	20	.400	3	9	.333	0	0	---	1	2	3	1	1	0	0	0	0	19	9.5	10
Johnson	2	2	59	7	23	.304	1	8	.125	4	4	1.000	1	10	11	4	5	0	2	0	1	19	9.5	13
Black (LAL)	1	1	23	1	4	.250	0	0	---	5	11	.455	5	5	10	2	4	0	0	1	0	7	7.0	7
Brown	1	0	16	2	5	.400	0	0	---	0	3	.750	0	1	1	0	0	0	0	3	0	7	7.0	7
Kelly	1	1	31	3	8	.375	1	2	.500	0	0	---	0	1	1	0	3	0	1	0	0	7	7.0	7
Sacre	2	0	43	4	11	.364	0	0	---	5	7	.714	6	5	11	3	3	0	1	2	3	13	6.5	7
Davis	2	0	35	3	6	.500	0	0	---	3	4	.750	4	9	13	1	3	0	0	2	1	9	4.5	8
Price	1	0	18	1	2	.500	1	1	1.000	0	0	---	0	0	0	4	3	0	1	1	0	3	3.0	3

### CURRENT STREAK

Lost 1

### LAST HOME LOSS

12/8/13 (94-106)

### MOST POINTS ALLOWED

122 vs. Toronto, 11/30/14 (OT)  
111 vs. Toronto, 11/21/99

### CURRENT HOME STREAK

Won 1

### LAST ROAD LOSS

3/27/15 (83-94)

### FEWEST POINTS SCORED

83 @ Toronto, 3/27/15

### CURRENT ROAD STREAK

Lost 1

### LARGEST WINNING MARGIN

20 @ Toronto, 1/6/02 (109-89)  
20 @ Toronto, 2/1/08 (121-101)

### FEWEST POINTS ALLOWED

79 vs. Toronto, 11/12/03

### LAST HOME WIN

11/30/14 (129-122 OT)

### LARGEST LOSING MARGIN

12 vs. Toronto, 12/8/13 (106-94)

### HIGH INDIV. GAME (LAKERS)

81, K. Bryant vs. Toronto, 1/22/06

### LAST ROAD WIN

1/19/14 (112-106)

### MOST POINTS SCORED

129 vs. Toronto, 11/30/14 (OT)  
122 vs. Toronto, 1/22/06

### HIGH INDIV. GAME (RAPTORS)

34, V. Carter vs. Toronto, 11/21/99







**Utah Jazz**  
301 West South Temple, Salt Lake City, UT 84101  
phone: (801) 325-2500 / www.utahjazz.com

**DIRECTORY / GENERAL INFORMATION**

**Owner:** Gail Miller  
**General Manager:** Dennis Lindsey  
**Head Coach:** Quin Snyder  
**Assistant Coaches:** Johnnie Bryant, Alex Jensen, Brad Jones, Igor Kokoskov, Antonio Lang, Mike Wells  
**Head Athletic Trainer:** Brian Zettler  
**Sr. Vice President, Communications (Larry H. Miller Sports & Entertainment):** Frank Zang  
**Vice President, Communications:** Jonathan Rinehart  
**Director, Communications:** Derek Garduño  
**Manager, Communications:** Caroline Burleson  
**Home Court:** EnergySolutions Arena (19,911) - opened in 1991  
**Colors:** Navy, Dark Yellow, Dark Green, Gray  
**Radio:** KZNS (1280 AM / 97.5 FM "The Zone") - David Locke, Ron Boone  
**Television:** ROOT Sports - Craig Bolerjack, Matt Harpring, Steve Brown



**FRANCHISE TIMELINE / LAKERS RECORD**

New Orleans Jazz (founded 1974-75) W/L: 13-5  
Utah Jazz (founded 1979-80) W/L: 91-59

**ALL-TIME WIN / LOSS**

	Home	Away	Neutral	Overall
All-Time Totals	64-20	40-44	-	104-64
Lakers vs. Utah	56-19	35-40	-	91-59

**2014-15 RESULTS**

1/16/15 @ Utah 85-94 (L)  
2/25/15 @ Utah 100-97 (W)  
3/19/15 vs. Utah 73-80 (L)

**2015-16 MEETINGS**

1/10/16 vs. Utah 6:30 pm  
1/16/16 @ Utah 7:00 pm  
3/28/16 @ Utah 7:00 pm  
4/13/16 vs. Utah 7:30 pm (ESPN)

**LAKERS 2014-15 STATISTICS VS. UTAH**

	G	GS	MIN	FG	FGA	FG%	FG3	FG3A	FG3%	FT	FTA	FT%	OFF	DEF	TOT	AST	PF	DQ	STL	TO	BLK	PTS	P/G	HI
Young	1	0	25	4	9	.444	2	4	.500	13	13	1.000	2	0	2	0	0	0	0	0	0	23	23.0	23
Clarkson	3	2	82	14	30	.467	1	5	.200	7	7	1.000	2	8	10	13	6	0	4	5	1	36	12.0	22
Hill	3	2	83	16	34	.471	0	1	.000	4	7	.571	6	20	26	1	9	0	5	8	3	36	12.0	16
Boozer	3	1	64	14	29	.483	0	0	---	6	10	.600	1	14	15	4	4	0	4	7	0	34	11.3	14
Ellington	3	3	88	12	26	.462	0	5	.000	6	7	.857	3	13	16	4	2	0	0	6	0	30	10.0	15
Davis	3	1	70	12	16	.750	0	0	---	1	7	.143	12	9	21	4	10	1	2	0	6	25	8.3	12
Johnson	3	2	90	10	24	.417	3	7	.429	1	2	.500	1	8	9	2	10	1	1	3	3	24	8.0	12
Black (LAL)	2	1	49	9	16	.563	0	0	---	1	4	.250	3	10	13	2	3	0	1	1	0	19	9.5	13
Brown	1	0	20	2	4	.500	2	2	1.000	1	2	.500	0	2	2	1	2	0	1	2	0	7	7.0	7
Sacre	1	1	21	1	2	.500	0	0	---	4	4	1.000	0	0	0	1	1	0	1	0	0	6	6.0	6
Lin	3	1	77	7	30	.233	0	5	.000	2	2	1.000	1	4	5	10	5	0	6	5	2	16	5.3	8
Kelly	3	1	51	1	11	.091	0	0	---	0	0	---	0	8	8	2	4	0	2	5	1	2	0.7	2

**CURRENT STREAK**

Lost 1

**CURRENT HOME STREAK**

Lost 2

**CURRENT ROAD STREAK**

Won 1

**LAST HOME WIN**

1/3/14 (110-99)

**LAST ROAD WIN**

2/25/15 (100-97)

**LAST HOME LOSS**

3/19/15 (73-80)

**LAST ROAD LOSS**

1/16/15 (85-94)

**LARGEST WINNING MARGIN**

46 vs. Utah, 2/4/00 (113-67)  
46 vs. Utah, 3/5/86 (130-84)

**LARGEST LOSING MARGIN**

26 @ Utah, 11/3/04 (78-104)  
26 @ Utah, 12/4/96 (75-101)  
26 @ Utah, 2/22/89 (79-105)

**MOST POINTS SCORED**

132 vs. Utah, 11/30/06

**MOST POINTS ALLOWED**

130 vs. Utah, 11/22/83 (OT)  
125 vs. New Orleans, 12/26/78  
122 @ Utah, 12/10/82

**FEWEST POINTS SCORED**

73 vs. Utah, 3/19/15

**FEWEST POINTS ALLOWED**

67 vs. Utah, 2/4/00

**HIGH INDIV. GAME (LAKERS)**

52, K. Bryant vs. Utah, 11/30/06

**HIGH INDIV. GAME (JAZZ)**

50, A. Dantley @ Utah, 11/27/79





# WASHINGTON WIZARDS



## Washington Wizards

601 F Street NW, Washington DC, 20004  
phone: (202) 661-5000 / www.washingtonwizards.com

## DIRECTORY / GENERAL INFORMATION

**Majority Owner:** Ted Leonsis  
**President:** Ernie Grunfeld  
**Head Coach:** Randy Wittman  
**Assistant Coaches:** Don Newman, Don Zierden, Roy Rogers, Pat Sullivan, Howard Easley  
**Senior Vice President of Basketball Operations:** Tommy Sheppard  
**Head Athletic Trainer:** Eric Waters  
**Senior Director, Communications:** Scott Hall  
**Director, Communications:** Patrick Rees  
**Senior Manager, Communications:** Daren Jenkins  
**Home Court:** Verizon Center (20,356) - opened in 1997  
**Colors:** Red, White, Blue  
**Radio:** WNEW 99.1 FM / WFED 1500 AM - Dave Johnson, Glen Consor  
**Television:** Comcast SportsNet - Steve Buckhantz, Phil Chenier, Chris Miller

## FRANCHISE TIMELINE / LAKERS RECORD

Chicago Packers (founded 1961-62) W/L: 8-2  
Chicago Zephyrs (founded 1962-63) W/L: 7-3  
Baltimore Bullets (founded 1963-64) W/L: 45-26  
Capitol Bullets (founded 1973-74) W/L: 2-2  
Washington Bullets (founded 1974-75) W/L: 34-22  
Washington Wizards (founded 1997-98) W/L: 20-13

## ALL-TIME WIN / LOSS

	Home	Away	Neutral	Overall
All-Time Totals	67-21	42-48	7-0	116-69
Lakers vs. Bullets/Wizards	59-20	37-44	5-0	101-64

## 2014-15 RESULTS

12/3/14 @ Washington 95-111 (L)  
1/27/15 vs. Washington 92-98 (L)

## 2015-16 MEETINGS

12/2/15 @ Washington 7:00 pm  
3/27/16 vs. Washington 6:30 pm

## LAKERS 2014-15 STATISTICS VS. WASHINGTON

	G	GS	MIN	FG	FGA	FG%	FG3	FG3A	FG3%	FT	FTA	FT%	OFF	DEF	TOT	AST	PF	DQ	STL	TO	BLK	PTS	P/G	HI
Bryant	1	1	34	8	22	.364	2	6	.333	11	14	.786	0	4	4	3	4	0	1	4	0	29	29.0	29
Young	1	0	24	7	14	.500	5	8	.625	2	2	1.000	0	2	2	0	2	0	1	1	1	21	21.0	21
Clarkson	1	1	37	8	19	.421	1	5	.200	1	1	1.000	0	3	3	3	4	0	1	1	0	18	18.0	18
Ellington	2	1	50	12	23	.522	3	10	.300	1	1	1.000	0	4	4	3	2	0	4	2	0	28	14.0	28
Price	1	0	27	4	4	1.000	3	3	1.000	0	0	---	0	2	2	4	3	0	2	2	0	11	11.0	11
Davis	2	0	42	7	9	.778	0	0	---	4	5	.800	6	6	12	0	8	0	2	0	2	18	9.0	14
Hill	2	2	52	7	19	.368	0	1	.000	2	2	1.000	3	14	17	1	0	0	1	1	0	16	8.0	8
Boozer	2	1	45	7	14	.500	0	0	---	0	0	---	2	10	12	0	4	0	2	2	0	14	7.0	10
Johnson	2	1	56	3	13	.231	2	7	.286	4	6	.667	1	5	6	2	3	0	1	2	1	12	6.0	6
Sacre	2	1	49	6	18	.333	0	0	---	0	0	---	2	11	13	4	4	0	2	1	4	12	6.0	6
Lin	2	1	44	1	14	.071	1	8	.125	4	4	1.000	2	2	4	13	4	0	0	8	2	7	3.5	7
Kelly	1	1	20	0	3	.000	0	1	.000	1	2	.500	1	1	2	0	1	0	0	0	0	1	1.0	1

## CURRENT STREAK

Lost 5

## LAST HOME LOSS

1/27/15 (92-98)

## MOST POINTS ALLOWED

147 vs. Washington, 12/17/06 (OT)  
137 @ Baltimore, 11/7/65

## CURRENT HOME STREAK

Lost 3

## LAST ROAD LOSS

12/3/14 (95-111)

## FEWEST POINTS SCORED

81 @ Washington, 3/14/05

## CURRENT ROAD STREAK

Lost 2

## LARGEST WINNING MARGIN

35 vs. Washington, 3/16/94 (129-94)

## FEWEST POINTS ALLOWED

72 @ Washington, 3/9/91

## LAST HOME WIN

12/7/10 (115-108)

## LARGEST LOSING MARGIN

32 vs. Baltimore, 11/23/69 (97-129)

## HIGH INDIV. GAME (LAKERS)

55, K. Bryant vs. Washington, 3/28/03

## LAST ROAD WIN

12/14/12 (102-96)

## MOST POINTS SCORED

151 vs. Baltimore, 2/6/72

## HIGH INDIV. GAME (WIZARDS)

60, G. Arenas vs. Washington, 12/17/06





## COMMUNITY RELATIONS

- 322 | NBA Cares
- 326 | Lakers In The Community

NBA Cares is the league's global social responsibility program that builds on the NBA's mission of addressing important social issues. This season, as part of the 10th anniversary of its creation, NBA Cares is renewing its commitment to communities around the world by inspiring play and teaching basketball's values to more than 15 million youth, providing an additional 3 million hours of hands-on service to others, and leaving a lasting legacy in communities by building 1,000 more safe places to live, learn or play by 2025. NBA Cares works with internationally recognized youth-serving programs that support education, youth and family development, and health-related causes, including: Special Olympics, YMCA of the USA, Boys and Girls Clubs of America, UNICEF, the Make-A-Wish Foundation, Share Our Strength and GLSEN.

*For more information about the NBA's latest community outreach efforts, please log on to: [www.nbacares.com](http://www.nbacares.com).*



## LOS ANGELES LAKERS COMMUNITY RELATIONS

### LAKERS YOUTH FOUNDATION MISSION

The Los Angeles Lakers Youth Foundation supports local non-profit and youth organizations that are dedicated to improving the quality of life in our community. We are committed to utilizing our resources to provide educational, athletic and recreational opportunities to Los Angeles youth.

### BUSS FAMILY & THE LAKERS

During his lifetime, as a result of his considerable charitable efforts, Dr. Jerry Buss was honored by a wide range of organizations that included City of Hope, NAACP, the B'Nai B'rith, United Negro College Fund, United Indian Development Association, National Organization of Women, Boys and Girls Clubs of America, Muscular Dystrophy Association, the Los Angeles Human Relations Commission, Heart of Los Angeles Youth and Special Olympics of Southern California. Following in their father's footsteps, the Buss family's philanthropic and community support is as diverse as the community in which they live and work.

The Lakers and the Lakers Youth Foundation annually donate hundreds of thousands of dollars, tickets, merchandise, and autographed items to support countless neighborhood schools, libraries, and churches as well as non-profit organizations which attend to the needs of communities in Southern California.



### LAKERS "READ TO ACHIEVE"

The Los Angeles Lakers READ TO ACHIEVE campaign enjoys continued success as the organization and its players focus their efforts on literacy and instilling the joy of reading in Los Angeles youth. The main components of the program are the annual reading challenge, book drive and the development of Lakers Reading and Learning Centers throughout L.A. and Hawaii.

Currently in its 15th year, the Lakers Read to Achieve Reading Challenge is open to local elementary schools and has encouraged nearly 320,000 students to read for Lakers prizes and tickets. Students who complete the challenge receive a Lakers prize, a certificate of completion, and are entered into a drawing to win Lakers tickets. Classrooms with a 100% completion rate are eligible to win Grand Prizes.

Chick Hearn Night has been celebrated at the Lakers home game closest to Chick's birthday every season since his passing in 2002. On Chick Hearn Night, a school supplies drive is held to celebrate Chick's passion for education and the Lakers commitment to the community. In addition, the annual Chick Hearn Memorial Scholarship is presented to help two aspiring sports journalists pursue their dreams.

Since 2002, the Lakers have created fifteen Lakers Reading Rooms or Lakers Reading and Learning Centers throughout Los Angeles and Hawaii. Each site was remodeled with new carpet, paint, bookshelves, tables, chairs, sofas, children's books, and framed Lakers photos, offering children a safe and fun learning environment dedicated to literacy.





### JR. LAKERS AND CAMP LAKERS

The Lakers youth basketball program is dedicated to promoting the sport of basketball and developing the skills of young players. With our talents and resources, the Lakers support existing youth basketball leagues, renovate basketball courts throughout the city of Los Angeles, conduct clinics for players and coaches, and host our annual summer camp, Camp Lakers.

Camp Lakers, a summer youth basketball camp for kids ages 9-18, focuses on providing young players with a program that improves their overall basketball skills in a fun and challenging environment. Camp Lakers 2015 was held at the Next Level Sports Complex in Garden Grove. Since 2000, Camp Lakers has featured personal instruction and appearances by players such as Kobe Bryant, D'Angelo Russell, Jordan Clarkson, and Julius Randle, as well as insight from Lakers legend Michael Cooper and General Manager Mitch Kupchak. Proceeds from the camp benefit the Lakers Youth Foundation.

### LAKERS "TEAM UP"

Lakers Team Up is the organization's service initiative, designed to allow the Lakers staff to give back to our community. Last season we donated our time to many local and national nonprofit organizations, including: Special Olympics World Games, US Vets, LA Works, Operation Gratitude, Los Angeles Regional Food Bank, The Midnight Mission, and Habitat for Humanity of Greater Los Angeles.

### IN-ARENA AUCTION

At each Lakers home game, fans have the opportunity to bid on autographed memorabilia from the Lakers and other sports teams, with all proceeds benefiting the Lakers Youth Foundation. The auction excitement can be found next to Guest Services and across from Aisle 12 inside STAPLES Center. The auction begins ninety minutes before tip-off and concludes ten minutes before the end of halftime. Over the past 17 seasons, the in-arena auction has raised over \$2.1 million to support youth education, and basketball programs.

### LAKERS CELEBRITY GOLF INVITATIONAL

Each season, the Lakers organization and some of their biggest fans gather to raise money for the Lakers Youth Foundation at the Lakers Celebrity Golf Invitational. Last season's 25th annual tournament was held at the Riviera Country Club, where golfers had the opportunity to play alongside Lakers Legends and sports and entertainment celebrities on the famed course. After the golfing, guests had the opportunity to meet the entire Lakers team and coaching staff at a charity auction and gala dinner. The money raised at the Lakers Celebrity Golf Invitational benefits the Lakers Youth Foundation, and enables the foundation to provide educational, athletic and recreational opportunities to Los Angeles youth.

### GAME NIGHT PROGRAMS FOR KIDS

At each Lakers home game, ten High-Five Kids have the opportunity to line up at courtside and "high five" the Lakers team as they run out onto the court for their warm-up practice. The youth are invited to participate in these programs either as special guests of the Lakers organization, or through random selection from the stands on game night.

### COMPLIMENTARY GROUP TICKETS

Each year, the Lakers and the Lakers Youth Foundation donate several thousand tickets to Southern California non-profit organizations so that their members may enjoy a game together. Often, the complimentary group ticket is the non-profit member's first opportunity to see a Lakers game. Ticket requests can be made online at [www.lakers.com/community](http://www.lakers.com/community).

### GRANTING WISHES

In collaboration with wish granting organizations, the Los Angeles Lakers regularly provide game tickets and arrange player meetings for children and adults facing life-threatening medical conditions. Over the past 14 years, the Lakers have granted over 360 special wishes for children and adults from all over the United States, Canada, and as far away as Israel and the Netherlands.



**STUDENT & EDUCATOR OF THE MONTH PROGRAM**

Once a month during the NBA regular season, the Los Angeles Lakers honor three local students, two local teachers and one local principal for their outstanding academic and extracurricular achievements. All educator nominations are submitted to the Lakers online at [www.lakers.com/community](http://www.lakers.com/community) by local school personnel and all student nominations are submitted by teachers. Each honoree receives four tickets to attend a Lakers game and at halftime, is presented with a plaque and Lakers t-shirt.

**A SEASON OF GIVING**

The Lakers "A Season of Giving" campaign, presented by East West Bank, is an opportunity for the Lakers to share in the joy of the holiday season with the people of Los Angeles. The 2014-2015 "A Season of Giving" kicked off last November at the Downtown Women's Center where the residents were treated to a home cooked meal from Lakers and East West Bank staff. The Laker Girls, Robert Sacre, and James Worthy spent the evening serving the meal and mingling with the 150 residents. To continue the Thanksgiving festivities, Ed Davis, Jeremy Lin and the Laker Girls distributed 300 turkeys at the Salvation Army of Inglewood as part of the Miracle on Manchester prior to Thanksgiving day.

In December, the Lakers and East West Bank hosted a holiday party for children from local youth organizations at Toyota Sports Center. Kids from charter schools around Los Angeles were treated to a day of holiday fun, starting with ice skating with the Laker Girls. From the rink the kids headed in to the party area where they feasted on a holiday lunch, decorated gingerbread cookies, and played games with their favorite Lakers players. Each child also posed for an individual photo with 'Swaggy Claus,' also known as Nick Young, on a big Lakers Santa chair, and received presents and toys from the Lakers.

In addition to spreading holiday cheer to the youth of Los Angeles, the Lakers and East West Bank participated in the Toys for Tots program with the US Marine Corps. Prior to a Lakers home game in December, Julius Randle collected toys from fans in STAR Plaza to donate to the program. A few days prior to Christmas, the Lakers invited guests from several Boys and Girls Clubs to the Marine Corps Toys for Tots warehouse to shop with Ryan Kelly, Wesley Johnson, Jordan Clarkson, and the Laker Girls to pick out a brand new toy for Christmas.


The Lakers organization also participated in the Adopt-A-Family program with LAUSD's Homeless Education Program. LAUSD identified families that would benefit from receiving some holiday cheer and the Lakers purchased gifts for two families in the Los Angeles area. Along with receiving gifts the families were then treated to lunch at the Lakers practice facility and the opportunity to meet the team after practice.

**LAKERS MENTORING ROAD TRIP**

The Los Angeles Lakers and the Lakers Youth Foundation held the 1st Annual Lakers Mentoring Road Trip which offered Los Angeles County mentoring pairs from selected mentoring organizations the chance to earn the trip of a lifetime! This support of mentoring is part of the NBA's support for the White House's *My Brother's Keeper* initiative.

- The contest had two components:
1. An essay of 350 words or less, written by the student/mentee about their experience with mentoring; and
  2. A video of two minutes or less, created by the mentoring pair which introduces themselves and explains what is special about their mentoring relationship.

Four mentoring pairs won the opportunity to embark on a four-day, three-night trip to New York City to sightsee and see the Lakers take on the Brooklyn Nets at Barclays Center. The trip was full of fun with memorable stops at the Empire State Building, Statue of Liberty, Wall Street, Time Square, and seeing a musical at Radio City Music Hall.





## LAKERS IN THE COMMUNITY

### HEALTH AND FITNESS INITIATIVES

The Lakers are dedicated to helping their fans live a healthy lifestyle. To emphasize the importance of health and fitness, the Lakers sponsor programs that reward local students for being active about their health.

Fit For Life with the Los Angeles Lakers aims to educate the community about the importance of physical fitness and nutrition in an effort to help fight childhood obesity and encourage all fans to be fit for life. During the 2014-2015 season, students and teachers from After School All-Stars were invited to the Lakers Fit for Life Health Fair. A total of 350 students from elementary schools and middle schools throughout Los Angeles County came out to the 6th Annual Lakers Fit For Life Health Fair, for an afternoon of nutrition lessons and fun exercise with the Laker Girls and Laker players Robert Sacre, Wayne Ellington, and Jordan Clarkson.

### ACTIVE ALLIANCE

As a member of the Active Alliance, a partnership with HealthCorps and The California Endowment, the Lakers Youth Foundation is committed to improving health in children through exercise, nutrition and education. The foundation will create safe environments for children to play and be active as well as provide children with access to quality nutrition and fitness programs. Among these projects will be Highway to Health community health fairs, basketball court and playground renovations, Martin Luther King Jr. Day of Service community projects, cooking workshops, and basketball, fitness and dance clinics with current players, Lakers alumni and the Laker Girls.







## MEDIA & GENERAL INFO

- 328** | Media Guidelines / Policies
- 329** | Public Relations Staff & Traveling Media
- 330** | Los Angeles D-Fenders
- 331** | Television & Radio
- 332** | Laker Girls
- 334** | STAPLES Center Information
- 336** | 2015-16 Tickets & Seating



## **MEDIA GUIDELINES AND POLICIES**

### **MEDIA CREDENTIALS**

All requests should be submitted via email or in writing (on company letterhead) and faxed (310-426-6105) to the Lakers Public Relations Department at least **24 HOURS PRIOR** to the game you wish to cover (3:00 pm on Friday for weekend games). **NO CREDENTIAL REQUESTS WILL BE HONORED ON GAME DAY.**

Please make certain all requests for credentials are confirmed by the PR department prior to arriving at STAPLES Center. Credentials may be picked up at the primary media entrance off Chick Hearn Court (between Figueroa and Georgia streets) beginning 2 1/2 hours prior to game time. Credentials must be visibly worn at all times and are non-transferable.

### **MEDIA PARKING**

Parking for members of the media who have purchased a full-season parking pass is located in LOT C (on L.A. Live Way between 12th Street and 11th Street/Chick Hearn Court). A book of season parking passes, priced at the discounted rate of \$10.00 per game with a guaranteed parking space, can be purchased by contacting the Lakers PR Department at (310) 426-6001. Those not wishing to take advantage of the seasonal parking option will be able to park in the "general" parking lots. Options include LOT W (West Garage-Gate B) and the LA Convention Center lots adjacent to the West Hall and South Hall. Parking at these locations is available on a first-come, first serve basis for rates ranging from \$15 to \$25.

### **CHICK HEARN PRESS ROOM**

The Chick Hearn Press Room is located near the primary media entrance adjacent to Chick Hearn Court. The stairway from the primary media entrance leads directly to the press room on the Event Level.

### **PRE & POST GAME INTERVIEWS**

In accordance with NBA policy, both the Lakers and visiting locker rooms will be open to media members for a 30 minute period prior to game time (6:15 – 6:45 for a 7:30 game) and after approximately 15 minutes following the conclusion of the game. Players and coaches are available for interviews at those times. Only working members of the media with valid credentials will be admitted to the locker rooms.

**ABSOLUTELY NO AUTOGRAPHS ALLOWED DURING MEDIA ACCESS PERIOD.**

### **GAME NOTES AND STATISTICS**

Game notes, rosters, etc. are available in the press room 2 1/2 hours prior to game time. Statistics are distributed to the working media following each quarter and at half-time. Postgame statistics, quotes, and notes are distributed as quickly as possible following the game.

### **PHOTOGRAPHERS**

Limited space is available for still photographers along each baseline with exact locations to be determined on game day. **ABSOLUTELY NO TRIPODS ALLOWED.** Photographers must stay in their designated areas while being considerate of print media and fans directly in their viewing area.

If there is not a floor spot available, photographers can shoot from the auxiliary photo position above Premier Section 14.

### **MEALS**

A pregame meal is served in the Chick Hearn Press Room two hours prior to game time. Beverages and snacks are also available in the press room during and following the game.

### **TELEPHONE & INTERNET CONTACT**

For lines and instruments, please contact a member of the Lakers public relations staff or STAPLES Center's Telecommunications Manager: (213) 742-7245.

### **RADIO & TELEVISION TECHNICAL CONTACT**

Steve Thrap: Vice President, Broadcasting: (213) 742-7253.

### **PRACTICE POLICY**

The Lakers conduct practices at the Toyota Sports Center located at 555 N. Nash Street in El Segundo (from the 405 freeway, take the 105 freeway west, exit Nash, take Nash approximately three blocks south of Imperial Highway). Approximately the final 30 minutes of each practice will be open to the media, with players and coaches available for brief interviews immediately following each practice. Please contact the Lakers Public Relations Department to confirm practice times, sites and availability of players and coaches.

### **FINGERTIP INFORMATION**

#### **Mailing Address**

555 N. Nash Street, El Segundo, CA 90245

#### **Internet Address / Social Media**

[www.lakers.com](http://www.lakers.com) or [www.nba.com/lakers/](http://www.nba.com/lakers/)

Twitter / Instagram / Vine

@Lakers

Snapchat

@LakersSnaps

Facebook

[www.facebook.com/losangeleslakers](http://www.facebook.com/losangeleslakers)

#### **Telephone**

(310) 426-6000

#### **Homecourt**

STAPLES Center (opened 1999, capacity 18,997)

#### **Colors**

Purple and Gold

#### **Ticket Outlets**

STAPLES Center Box Office / All Ticketmaster outlets

**Tickets can also be purchased by calling:**

(800) 4-NBA-TIX

or by logging onto [www.ticketmaster.com](http://www.ticketmaster.com)



**PUBLIC RELATIONS STAFF**



**JOHN BLACK**  
VICE PRESIDENT,  
PUBLIC RELATIONS



**ALISON BOGLI**  
SENIOR MANAGER,  
PUBLIC RELATIONS



**CALDER HYNES**  
MANAGER,  
PUBLIC RELATIONS



**DANIEL RAMIREZ**  
COORDINATOR,  
PUBLIC RELATIONS



**MATT FLEER**  
ASSISTANT,  
PUBLIC RELATIONS



**NOAH CAMARENA**  
PR INTERN



**MARISA CANEPA**  
PR INTERN



**LAUREN COX**  
PR INTERN



**NOAH SACHARTOFF**  
PR INTERN



**REID SILVERMAN**  
PR INTERN

**TRAVELING MEDIA**



**MIKE BRESNAHAN**  
LOS ANGELES TIMES



**BAXTER HOLMES**  
ESPN.COM



**MARK MEDINA**  
LOS ANGELES DAILY NEWS



**BILL ORAM**  
ORANGE COUNTY REGISTER



**MIKE TRUPELL**  
LAKERS.COM



# LOS ANGELES D-FENDERS

Now entering its 15th season, the NBA Development League - the NBA's minor league established to develop talent across all disciplines for the NBA - is designed to help grow the sport of basketball both domestically and internationally by offering NBA-quality basketball and fun, family entertainment at affordable prices.

In July 2006, the Los Angeles Lakers became the first NBA franchise to own its own NBA Development League team. Starting in the 2006-07 season, the Los Angeles D-Fenders franchise began playing its home games either prior to or following Lakers home games at STAPLES Center. Beginning in 2011-12, however, the D-Fenders started to play all their home games exclusively at the Toyota Sports Center, the Lakers practice facility in El Segundo, CA.

On three separate occasions during the D-Fenders inaugural season, the Lakers utilized their minor league affiliate by assigning rookie guard Jordan Farmar to the team and recalling him following each game. Furthermore, the Lakers made history on April 1, 2007 when Farmar became the first player in league history to play in an NBA and NBA D-League game in the same day. Joining Farmar, Coby Karl became the 2nd player in league history to accomplish the feat in 2007-08. In 2008-09, rookie guard Sun Yue became the third Lakers player to play for the D-Fenders on assignment. With no D-League assignments in 2009-10 and a one year hiatus from the D-League in 2010-11, the D-Fenders returned to competition in 2011-12, posting the best regular season record in league history (38-12) and receiving the first ever NBA Development League Champion Award (an annual award given to the team that best embodies the D-League's goals of developing NBA talent via call-ups & assignments). Beginning in 2011-12, the Lakers have utilized their D-League team extensively, assigning 13 different Lakers players to the D-Fenders (Andrew Goudelock, Malcolm Thomas, Christian Eyenga, Derrick Caracter, Devin Ebanks, Darius Morris, Robert Sacre, Darius Johnson-Odom, Xavier Henry, Ryan Kelly, Elias Harris, Jordan Clarkson, and Tarik Black). The 2013-14 season saw the D-Fenders capture their second Western Division title while making history by developing the first ever players to be called-up from the D-Fenders to the Lakers (Manny Harris and Shawne Williams). The trend continued in 2014-15, with Jabari Brown and Vander Blue earning a call-ups to the Lakers. Since the 2006-07 season, the D-Fenders have produced 21 NBA call-ups (16 different players) and six NBA coaching call-ups. Included in the list of coaching call-ups are current Lakers Assistant Coach Mark Madsen, Assistant Coach/Director of Basketball Strategy Clay Moser, and Player Development Coaches Larry Lewis and Thomas Scott.

Of the 19 NBA D-League teams playing during the 2015-16 season, 10 are fully owned and operated by their NBA affiliates: the D-Fenders (Lakers), Austin Spurs (San Antonio), Canton Charge (Cleveland), Delaware 87ers (Philadelphia), Fort Wayne Mad Ants (Indiana), Idaho Stampede (Utah), Oklahoma City Blue (Oklahoma City), Raptors 905 (Toronto), Santa Cruz Warriors (Golden State), and Westchester Knicks (New York). The Bakersfield Jam (Phoenix), Erie BayHawks (Orlando), Grand Rapids Drive (Detroit), Iowa Energy (Memphis), Maine Red Claws (Boston), Reno Bighorns (Sacramento), Rio Grande Valley Vipers (Houston) and Sioux Falls Skyforce (Miami) are the eight NBA D-League teams with 'hybrid' single-affiliation partnerships, where NBA teams control the NBA D-League affiliates' basketball operations. The Dallas Mavericks remain solely affiliated with the Texas Legends.



PRIMARY LOGO



SECONDARY LOGO

## LOS ANGELES D-FENDERS

Toyota Sports Center  
555 North Nash Street  
El Segundo, CA 90245  
[www.d-fenders.com](http://www.d-fenders.com)

**President / CEO:** Joey Buss  
**VP, Basketball Operations:** Glenn Carraro  
**VP, Business Operations:** Michael Harris  
**General Manager:** Nick Mazzella

DATE	OPPONENT	TIME
<b>November</b>		
Fri. 13	AT Reno	7:00 pm
Sat. 14	Santa Cruz	6:30 pm
Tue. 17	AT Bakersfield	7:00 pm
Fri. 20	AT Santa Cruz	7:00 pm
Sat. 21	Reno	6:30 pm
Tue. 24	AT Oklahoma City	7:00 pm
Fri. 27	AT Rio Grande	7:00 pm
Sat. 28	AT Rio Grande	7:00 pm
<b>December</b>		
Fri. 4	AT Bakersfield	7:00 pm
Sat. 5	Bakersfield	6:30 pm
Fri. 11	Austin	7:30 pm
Sun. 13	Austin	5:00 pm
Fri. 18	Idaho	7:30 pm
Sun. 20	Rio Grande	5:00 pm
Tue. 22	AT Santa Cruz	7:00 pm
Sat. 26	AT Texas	7:00 pm
Tue. 29	AT Delaware	6:30 pm
Wed. 30	AT Raptors	7:30 pm

DATE	OPPONENT	TIME
<b>January</b>		
Sat. 2	Bakersfield	6:30 pm
Thu. 14	Reno	7:30 pm
Sat. 16	Austin	6:30 pm
Mon. 18	Idaho	7:30 pm
Thu. 21	AT Austin	7:30 pm
Fri. 22	AT Oklahoma City	7:00 pm
Mon. 25	AT Oklahoma City	7:00 pm
Wed. 27	Texas	7:30 pm
Sat. 30	Oklahoma City	6:30 pm
<b>February</b>		
Thu. 4	Oklahoma City	7:30 pm
Sat. 6	Rio Grande	6:30 pm
Mon. 8	AT Idaho	7:00 pm
Wed. 10	AT Idaho	7:00 pm
Thu. 18	Santa Cruz	7:30 pm
Sat. 20	Reno	6:30 pm
Sun. 21	Ft. Wayne	5:00 pm
Thu. 25	Erie	7:30 pm
Sat. 27	Idaho	6:30 pm

DATE	OPPONENT	TIME
<b>March</b>		
Thu. 3	Bakersfield	7:30 pm
Sat. 5	Texas	6:30 pm
Sat. 12	AT Santa Cruz	7:00 pm
Tue. 15	AT Bakersfield	7:00 pm
Thu. 17	AT Idaho	7:00 pm
Sat. 19	Texas	6:30 pm
Wed. 23	AT Reno	7:00 pm
Fri. 25	AT Reno	7:00 pm
Sat. 26	Santa Cruz	6:30 pm
Wed. 30	AT Texas	7:00 pm
<b>April</b>		
Fri. 1	AT Austin	7:30 pm
Sat. 2	AT Rio Grande	7:00 pm

*\*all times local*





**TIME WARNER CABLE**

Time Warner Cable Sports operates Time Warner Cable SportsNet and Time Warner Cable Deportes, two Southern California regional sports networks that have an exclusive partnership with the Los Angeles Lakers, LA Galaxy, Los Angeles Sparks and the California Interscholastic Federation (CIF). Through their exclusive partnerships with the Lakers, LA Galaxy, Los Angeles Sparks and the California Interscholastic Federation (CIF), the award-winning 24/7, high-definition networks each deliver more than 180 live events per year, extensive team coverage and unprecedented behind-the-scenes access.



Lakers programming on Time Warner Cable SportsNet includes "Access SportsNet: Lakers," featuring comprehensive pre- and post-game analysis as well as "#LakeShow," an interactive program driven by social media interaction and fan engagement. "Backstage: Lakers" is the network's signature series that gives fans unparalleled access to the team and chronicles the Lakers season from start to finish. The program provides viewers with an insider's perspective taking fans from the court, to the locker room and on the road with the team. Other original programming on the network also includes the "Laker Girls," a show that takes fans unique access to the team's dance squad. All Lakers games on Time Warner Cable SportsNet are called by veteran Lakers broadcasters Stu Lantz and Bill Macdonald, with Mike Trudell as the sideline reporter. Studio commentary is led by James Worthy, Robert Horry, Chris McGee, Jaime Maggio, Dave Miller and Kelli Tennant.

Time Warner Cable Deportes is the nation's first ever Spanish-language regional sports network. Lakers games are called live on Time Warner Cable Deportes by play-by-play announcer Adrián García Márquez and analyst Francisco Pinto.



For more information about Time Warner Cable SportsNet and Time Warner Cable Deportes, visit [www.twcsportsnet.com](http://www.twcsportsnet.com) and [www.twcdeportes.com](http://www.twcdeportes.com).

Follow the networks on Twitter @TWCSportsNet and @TWCDeportes, on Instagram @TWCSportsNet and @TWCDeportes and on Facebook at [www.facebook.com/TWCSportsNet](http://www.facebook.com/TWCSportsNet) and [www.facebook.com/TWCDeportes](http://www.facebook.com/TWCDeportes).

**RADIO**

After kicking off its inaugural season with the team with an NBA Championship run, 710 AM ESPNLA Radio now enters year seven as the official English flagship station for the Los Angeles Lakers. Each of the Lakers preseason, regular season and playoff games can be heard on the Lakers English radio network, with John Ireland and Mychal Thompson providing play-by-play and color commentary, respectively.

The Lakers' Spanish radio flagship for the 20th straight season is 1330 AM ESPN Deportes. Fernando Gonzalez and "Pepe" Mantilla deliver all the action of every game on 1330 AM and the Lakers' Spanish radio network. 1330 AM ESPN Deportes is also the flagship of the ESPN Deportes Spanish sports radio network.



**RADIO AFFILIATES**

*KSPN	710 AM	Los Angeles
KMET	1490 AM	Banning
KFIG	940 AM	Fresno
KAVL	610 AM	Lancaster
KBAD	920 AM	Las Vegas
KYVA	1230 AM	New Mexico
KTIE	590 AM	Riverside/San Bernardino
KSZL	1230 AM	Barstow
KLSD	1360 AM	San Diego
KVTA	1590 AM	Ventura
KRAK	910 AM	Victorville
KPSI	920 AM	Palm Springs
KKJL	1400 AM	San Luis Obispo
**KWKW	1330 AM	Los Angeles
*KWAC	1490 AM	Bakersfield
*KWKU	1220 AM	Pomona
*KENO	1460 AM	Las Vegas

\* Spanish broadcasts; ^ Flagship station



Entering their 37th season and long considered the premier dance squad of the NBA, the Los Angeles Laker Girls have undoubtedly earned a place in team history right alongside the greats who have worn a Lakers uniform.

Impressed with the collegiate look and spirit that existed at USC and UCLA in the late 1970s and seeking to bring that same atmosphere to Lakers home games, then-new owner Dr. Jerry Buss brought together former songleaders from both universities to form the original Laker Girls in 1979.

After becoming known almost immediately for their unique and innovative dance routines, routines which actually helped spawn trends in music videos, it wasn't long before the Laker

Girls were the glamour dance group of the NBA and a household name nationwide. What had first begun as an experiment ultimately resulted in a trend-setting tradition.

Over the years, the Laker Girls have evolved into an even more professional dance squad while maintaining that same collegiate spirit that brought about their positive reputation.

The 2015-16 squad consists of 22 talented, intelligent and energetic young ladies chosen from over 325 candidates. With each position considered a part-time job, each member of the Laker Girls is also involved in academic pursuits, theatrical/dance careers or non-entertainment careers.

Beyond dancing at Lakers home games, the Laker Girls have become ambassadors for the organization and NBA worldwide. While active in the local community with various personal appearances throughout the season at many non-profit and charitable functions, Laker Girls have also been chosen to represent the NBA globally on the continents of Asia, Europe and Australia. In addition, Laker Girls have also been afforded the opportunity to support and visit our military troops in places abroad such as Italy, Bosnia, Korea, Japan, Israel and Sarajevo.

Whether it is a community appearance, a clinic on foreign soil, a television show cameo or a game-night dance routine, the Laker Girls' positive image is an integral part of the Los Angeles Lakers. While other NBA teams have followed suit and created dance or performance squads of their own, the Laker Girls still remain the standard by which all other teams are measured.





BRITTANY ANDRES  
San Francisco, CA  
1st Year



ALEXIS BEAUREGARD  
San Bernardino, CA  
1st Year



CHANI BELL  
Stafford, VA  
1st Year



MICHELLE CIRRITO  
San Dimas, CA  
1st Year



SARAH DEFFEBACH  
Clovis, CA  
1st Year




TIEGE DOOLEY-PANKO  
Chicago, IL  
1st Year



SAVANAH EDLUND  
Trabuco Canyon, CA  
2nd Year



LACEY EVERETT  
Murrieta, CA  
1st Year



RACHEL JAMES  
Ramona, CA  
2nd Year




LAUREN JONES  
Atlanta, GA  
1st Year



JULIANNE JOUGARD  
Yorba Linda, CA  
1st Year



NICOLETTE LEFFLER  
Yorba Linda, CA  
2nd Year



JESSICA LESTER  
San Francisco, CA  
1st Year



DESEREE LONA  
Whittier, CA  
1st Year



JESSIE MECK  
Thousand Oaks, CA  
3rd Year



RAQUEL ORTIZ  
Fullerton, CA  
2nd Year



SUJUN PANG  
Anchorage, AK  
2nd Year



MIKAYLA PARKE  
Newbury Park, CA  
1st Year



BRITTANY SPENCER  
Whittier, CA  
2nd Year



ALANNA TARANGO  
Whittier, CA  
2nd Year



TAYLOR TURNER  
Anaheim, CA  
1st Year



KARLA TYSON  
Atlanta, GA  
3rd Year



CONTACT

For Information concerning Laker Girl appearances, please contact Lisa Estrada.

(310) 426-6005



LISA ESTRADA  
Director





# STAPLES CENTER KEY INFORMATION

## SEATING

18,997 for Los Angeles Lakers  
19,060 for Los Angeles Clippers  
18,230 for Los Angeles Kings  
12,947 for Los Angeles Sparks  
20,000 for Concerts and Boxing  
150 Private Suites, 18 Event Suites (available on event-by-event basis)  
18 Premier Lounges and 7 Premier Tables (in the San Manuel Club)  
2,589 Premier Seats (referred to as Club Seats in other venues)

## ATTENDANCE & EVENT FACTS

Hosted over 3,500 events since 10/17/99, 55 million+ fan attendance

## BUILDING

10-acre site; nearly million square ft. internal space; length - 764 ft. by 400 ft.; height - 150 ft. to 110 ft.; \$407 million cost, privately financed

## KEY DATES

Staples Inc. becomes "Naming Rights Partner" (12/1/97)  
Groundbreaking (3/26/98)  
First Public Event - Bruce Springsteen and the E Street Band (10/17/99)  
First Regular Season Lakers Game: vs. Vancouver Grizzlies (11/3/99)  
Lakers win 2000 NBA Championship in Game 6 vs. Indiana (6/19/00)  
Lakers win 2010 NBA Championship in Game 7 vs. Boston (6/17/10)

## FASTEST CHANGEOVER

Hockey-Basketball: 1 hour, 50 minutes / Basketball-Basketball: 1 hour  
*Completed more than 158 doubleheaders in 14 seasons*

## PROJECT

Owner/Developer - AEG and L.A. Arena Company  
General Contractor - PCL Construction  
Architect - NBBJ Sports and Entertainment

## STAPLES CENTER MEDIA CONTACTS

Michael Roth - Vice President of Communications  
(213) 742-7155 or mroth@staplescenter.com  
Cara Vanderhook - Sr. Director of Communications & Social Media  
(213) 742-7273 or cvanderhook@staplescenter.com

## GAME NIGHT

**PRIMARY MEDIA ENTRANCE:** Private entrance adjacent to 11th Street Entrance (between Figueroa and Georgia Streets).

**MEDIA WILL CALL:** Thru Primary Media Entrance on Main Concourse.

**PRESS ROOM:** Stairway from Primary Media Entrance leads directly to Chick Hearn Press Room on Event Level.

**MEDIA WORK ROOM:** Connected to Press Room on Event Level.

**PRESS BOX:** The Bob Miller Press Box is above the Upper Concourse on the west side of STAPLES Center. Accessible via stairway on Upper Concourse and by elevators opposite the press room on Event Level.

**LOCKER / DRESSING ROOMS:** Event Level, east side of arena.

**GENERAL WILL CALL:** Located at Box Office near Star Plaza Entrance, off Chick HEarn Court/11th Street.

**PARKING & TRAFFIC INFORMATION:** (213) 742-7275

## STAPLES CENTER ONLINE/EMAIL INFO

Web Site www.staplescenter.com  
Twitter @STAPLESCenter  
Facebook www.facebook.com/staplescenter  
Instagram & Snapchat @STAPLESCenterLA  
Guest Services Email guestservices@staplescenter.com

## TRANSPORTATION PHONE NUMBERS

Yellow Cab (800) 272-8294  
Checker Cab (800) 300-5007  
Bell Cab (800) 666-6664  
L.A. Taxi (213) 627-7000  
Metro Rail and Metro Busses (800) COMMUTE  
LADOT/DASH/Commuter Exp. 808-2273 (no area code needed)

## STAPLES CENTER PHONE NUMBERS

Box Office (213) 742-7340  
Group Tickets (all events) (866) LA-GROUP (524-7687)  
Executive Offices (213) 742-7100  
San Manuel Club Reservations (213) 742-7450  
Team LA Retail Store (213) 742-7-TLA (742-7852)  
Parking Office (213) 742-PARK (742-7275)  
Guest Services/Guests w/ Disabilities (213) 742-7FAN (742-7326)  
Hearing Impaired (TTY/TDD) (213) 742-7889  
Lost and Found (213) 742-7326 (extension 3)

## DIRECTORY

Guest Services Center Main Concourse/Aisle 12  
Upper Concourse/Aisle 6  
Wells Fargo ATMs Main Concourse/Aisle 11  
Suite Level A/Aisle N  
Upper Concourse/Aisle 20  
Star Plaza (outside of arena)  
Main Concourse/Aisle 19  
Star Plaza (outside arena)  
Main Concourse/Aisle 4  
Upper Concourse/Aisle 21  
Main Concourse/Aisle 12  
Main Concourse/Aisle 21  
Merchandise Kiosks & Stands Main Concourse/Aisles 1 & 13  
Upper Concourse/Aisles 2 & 18  
Suite Level A  
Main Concourse/Aisles 5 & 6  
STAPLES Staples: Main Concourse/Aisles 1, 7 & 14  
Hot dogs, Popcorn & more Upper Concourse/Aisles 1 & 17  
Camacho's Main Concourse/Aisle 24  
Upper Concourse/Aisle 1  
McDonald's Main Concourse/Aisle 16  
Upper Concourse/Aisle 33  
Tap Haus Main Concourse/Aisles 15 & 25  
LudoBird Main Concourse/Aisle 26  
Wetzel's Pretzels Main Concourse/Aisle 2  
Upper Concourse/Aisle 16  
California Pizza Kitchen Main Concourse/Aisle 13  
Kinders BBQ Upper Concourse/Aisles 24-28  
Outtakes - AFC Sushi Main Concourse/Aisle 3  
Goose Island Pub Main Concourse/Aisle 10  
Black Crown Lounge Main Concourse/Aisle 26  
Figueroa Bar Main Concourse/Figueroa Lobby  
CPK Bar Main Concourse/11th St. Lobby  
Cocktails (Bar) Upper Concourse/Aisles 2 & 16

## SUITE LEVEL A

Buss Stop Lounge, Cooke's Corner Lounge, Lexus Club, San Manuel Club, Skyline Grill, Spotlight Grill, Staples Business Center & E-Lounge, Team LA Merchandise Kiosk, Wells Fargo Conference Center

## SUITE LEVEL B / SUITE LEVEL C

The Centurion Suite by American Express / Hyde Lounge

## LA LIVE RESTAURANTS

Boca (213) 749-0445  
Conga Room (213) 749-0445  
Farm of Beverly Hills (213) 747-4555  
Fleming's Prime Steakhouse (213) 745-9911  
Katsuya (213) 747-9797  
Lawry's Carvery (213) 222-2212  
Live Basil Pizza (213) 746-5483  
Lucky Strike Lanes (213) 542-4880  
Nest at WP24 (213) 743-8824  
Red Mango (213) 746-2646  
Rock'N Fish (213) 748-4020  
Rosa Mexicano (213) 746-0001  
Smashburger (213) 631-3355  
Starbucks (213) 748-1009  
Tom's Urban (213) 746-8667  
Triple 8 China Bar & Grill (213) 747-3700  
Wolfgang Puck Bar & Grill (213) 748-9700  
WP24 at The Ritz-Carlton (213) 743-8800  
Yard House (213) 745-9273





STAPLES Center is entering its seventeenth year and is undoubtedly developed an unrivaled reputation for excellence while establishing itself as the Sports and Entertainment Center of the World. Beginning with Bruce Springsteen and the E Street Band's opening night concert on October 17, 1999, more than 55 million guests have come to the AEG-owned and operated STAPLES Center to attend a schedule of prestigious concerts, sporting events, award shows, family shows and other major attractions unmatched by any arena.

As the home of four professional sports franchises, the NBA's Los Angeles Lakers and Los Angeles Clippers, the NHL's Los Angeles Kings, and the WNBA's Los Angeles Sparks, STAPLES Center has proven to be a home court advantage for the local teams with the Lakers capturing five NBA Championships and the Kings winning two Stanley Cups since 1999 while, the Sparks captured back-to-back WNBA Championships in their first two STAPLES Center campaigns.

STAPLES Center continues to distinguish itself as the host of major, high-profile events of national and international distinction including the 2004 & 2011 NBA All-Star Weekends, the 2002 NHL All-Star Game and 2010 NHL Draft, 2002 U.S. Figure Skating Championships, the 2000 Democratic National Convention, 2009 ISU World Figure Skating Championships, fifteen of the last sixteen GRAMMY Award shows, eleven X Games competitions, four WTA Tour Championships, 12 Pac 12 Men's Basketball Championship tournaments, 2013 NCAA Division I Men's Basketball Championship West Regional and the Michael Jackson Public Memorial Service on July 7, 2009.



**STAPLES Center**  
1111 South Figueroa  
Los Angeles, CA 90015

STAPLES Center's first fifteen years have also been marked with performances and special events that brought international stature to Los Angeles' sports & entertainment icon including concerts starring Mana, Taylor Swift, Prince, U2, Garth Brooks, Beyoncé, Usher, Paul McCartney, Don Henley, Bon Jovi, Madonna, Christina Aguilera, Justin Timberlake, Phil Collins, the Rolling Stones, Dave Matthews, Britney Spears, Rod Stewart, Eric Clapton, Janet Jackson, Jay-Z, Simon & Garfunkel, Van Halen, Dixie Chicks, John Mayer, Shania Twain, Peter Dinklage, Ricky Martin, Tina Turner, Kanye West, Luis Miguel, Billy Joel, Lionel Richie, Reba McEntire, Crosby, Stills, Nash & Young, Faith Hill & Tim McGraw, Kenny Chesney, Rod Stewart, Tool, Shakira, Depeche Mode, Cher, Bette Midler, Lady Gaga, Keith Urban, Mariah Carey, Eurythmics, Googoo, The Police, Beyoncé, Bob Seger, Lady Antebellum, Katy Perry, Marco Antonio Solis, and a (millennium) New Year's Eve spectacular starring the Eagles, Jackson Browne and Linda Ronstadt; world championship boxing including Lennox Lewis vs. Vitali Klitschko for the World Heavyweight Championship and the first-ever Latin Grammy Awards. In addition, the arena has hosted multiple sold-out WWE dates, UFC 39 and UFC on FOX, Ringling Bros. & Barnum and Bailey Circus, Disney on Ice, Walking with Dinosaurs and the Harlem Globetrotters.

Through the charitable endeavors of STAPLES Center Foundation, dynamic and life changing programs and services that focus on education, mentorship, healthy living, and healthcare, have been provided to children and families throughout Los Angeles with a special emphasis on supporting low income neighborhoods surrounding the arena.

More than \$10 million in grants and in-kind support has been pledged to support several local charities and community-based organizations with a goal of changing lives and saving lives. STAPLES Center Foundation works diligently to assist charities in raising funds, developing resources, increasing awareness, and highlighting their community impact. The foundations philanthropic reach has impacted organizations such as 10th Street Elementary, Inner City Arts, Salvation Army Red Shield Youth & Community Center, The Midnight Mission, and several local hospitals. Anchor Tenants, including the LA Kings, Los Angeles Lakers, Los Angeles Clippers and Los Angeles Sparks, assist in creating once in a lifetime fundraising opportunities and experiences for our charity partners and community members.

STAPLES Center and L.A. LIVE serve as the hub for community engagement during the holiday season, and supports employee volunteerism activities such as a company-wide Day of Service. Through a partnership with City Year, employees volunteer to refurbish local public schools by providing supplies, painting, cleaning and gardening services. During AEG's Season of Giving, held throughout the month of December, the Foundation spotlights more than two dozen local charities and community-based organizations and provides non-profits a platform to collect food, hold blood drives, register volunteers, educate the public and sign up mentors with the Nokia Plaza L.A. LIVE, its ice skating rink, STAPLES Center and the holiday tree as the backdrop.

STAPLES Center has been designed with the fans of Los Angeles in mind. Guests who attend events are treated to the finest entertainment experience imaginable. The arena has free public Wi-Fi powered by Verizon, over 840 Toshiba flat panel televisions and (as part of a specially designed \$1.5 million facility sound system) 675 separate speakers outside of the seating area, so fans never miss any of the sights or sounds of a STAPLES Center event. Also featured is a \$2 million specialty lighting package and other state-of-the-art amenities. In 2010, STAPLES Center unveiled their brand new \$10 million center-hung video LIVE 4HD Scoreboard specially designed for the arena.

Along STAPLES Center's five concourses are 23 refreshment stands offering a variety of dining choices including the Smokehouse BBQ on City View Terrace, a one-of-a-kind outdoor dining experience with a spectacular view of L.A. LIVE and of the downtown Los Angeles skyline. The TEAM LA store located on the main concourse is a retail store featuring official merchandise from the teams and events that call STAPLES Center home with satellite locations throughout the facility and L.A. LIVE. Finally, the arena provides 55 public restrooms including three "family" restrooms.

Perhaps the greatest emphasis throughout STAPLES Center's development has been the recruitment and training of its guest services staff. The STAPLES Center experience is second-to-none from the entertainment environment to the staff's commitment to making every guest's visit a memorable one. Never before has an arena had the amenities, features and commitment to quality service that STAPLES Center offers to the fans and the City of Los Angeles. STAPLES Center continues to set new standards for the arena industry. Located directly across the street from STAPLES Center is L.A. LIVE, a one-of-a-kind sports, and entertainment district in downtown Los Angeles. The four million square foot destination features Microsoft Theater (formerly Nokia Theatre L.A. LIVE), the GRAMMY Museum, Conga Room and Club Nokia, giving L.A. LIVE 'more music per square foot' than anywhere else in the world. The district offers a rich mix of local, regional and national restaurants including Wolfgang Puck Bar and Grill, Rosa Mexicano, The Farm of Beverly Hills, Yard House, Katsuya, Fleming's Prime Steakhouse & Wine Bar, Rock 'N Fish, Lawry's Carvery, Live Basil Pizza, Tom's Urban, Smashburger, Red Mango, Triple 7 China Bar & Grill, Starbucks and BOCA at the Conga Room, WP24 and others. L.A. LIVE also features 100,000 sq ft special events deck and the famous Lucky Strike Lanes and Lounge. The development also includes a 54-story, 1001-room convention "headquarters" hotel (combining JW Marriott and The Ritz-Carlton brands and 224 luxury condominiums – The Ritz Carlton Residences at L.A. LIVE), the 14-screen Regal Cinemas L.A. LIVE Stadium 14 theatre featuring the Premier House, along with ESPN's West Coast broadcast headquarters. Also home to annual award shows including the EMMYS, ESPY's, People's Choice, BET and American Music Awards, L.A. LIVE is recognized worldwide for offering an incomparable and unforgettable entertainment experience.



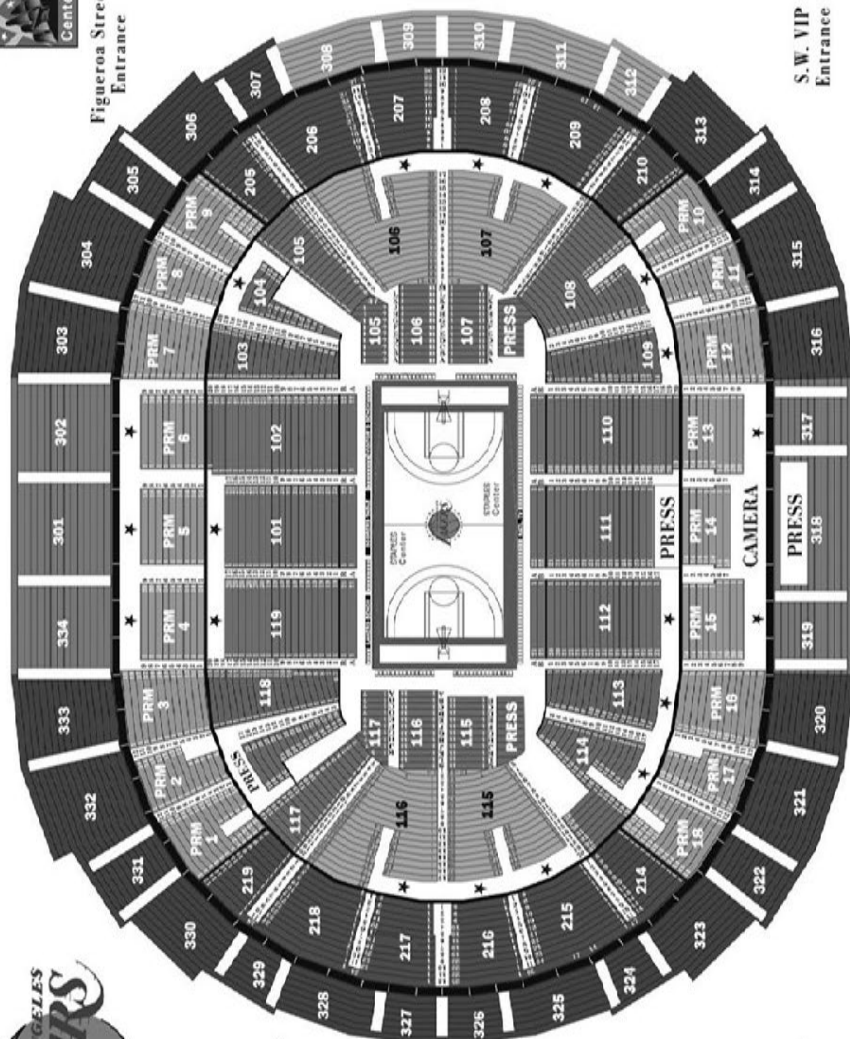
# 2015-16 TICKETS AND SEATING CHART

FOR COMPLETE LAKERS TICKETING INFORMATION, INCLUDING PRICES, GO TO:  
[LAKERS.COM/TICKETS](http://LAKERS.COM/TICKETS)



Figeroa Street Entrance

S.W. VIP Entrance



Star Plaza  
VIP Entrance  
(Arena Club)

Team LA Store

Star  
Plaza  
Entrance

Box Office

11th Street  
Entrance





# LOS ANGELES LAKERS 2015-16 SCHEDULE

For Lakers Info and Season Seats call (310) 426-6031

All home games played at STAPLES Center

## OCTOBER / NOVEMBER 2015

SUN	MON	TUE	WED	THU	FRI	SAT
25	26	27	7:30 PM MIN	29	7:00 PM @SAC	31
6:30 PM DAL	2	7:30 PM DEN	4	5	4:30 PM @BKN	7
12:30 PM @NYK	9	4:30 PM @MIA	11	12	5:30 PM @DAL	14
6:30 PM DET	6:00 PM @PHX	17	18	19	7:30 PM TOR	21
22	TNT	24	25	26	27	7:00 PM @POR
29	30					
6:30 PM IND						

## DECEMBER 2015

SUN	MON	TUE	WED	THU	FRI	SAT
		4:00 PM @PHI	4:00 PM @WAS	3	5:00 PM @ATL	5
3:00 PM @DET	4:30 PM @TOR	8	5:00 PM @MIN	9	6:30 PM @SAS	5:00 PM @HOU
13	14	7:30 PM MIL	16	TNT	17	2:00 PM @OKC
20	21	6:00 PM @DEN	7:30 PM OKC	23	7:30 PM HOU	25
27	28	29	30	31		
3:00 PM MEM	4:00 PM @CHA		4:30 PM @BOS			

## JANUARY 2016

SUN	MON	TUE	WED	THU	FRI	SAT
					7:30 PM PHI	2
6:30 PM PHX	4	7:30 PM GSW	6	7:30 PM @SAC	7:30 PM OKC	9
6:30 PM UTA	7:30 PM NOP	12	TNT	14	7:30 PM @GSW	6:00 PM @UTA
6:30 PM HOU	18	7:30 PM SAC	20	21	7:30 PM SAS	7:30 PM @POR
24	25	7:30 PM DAL	27	TNT	28	7:30 PM @LAC
31						
6:30 PM CHA						

## FEBRUARY 2016

SUN	MON	TUE	WED	THU	FRI	SAT
		7:30 PM MIN	3	5:00 PM @NOP	5	5:30 PM @SAS
7	4:00 PM @IND	9	5:00 PM @CLE	11	ALL STAR	ALL STAR
14	15	16	17	18	7:30 PM SAS	20
ALL STAR	21	22	23	24	25	7:30 PM MEM
5:00 PM @CHI	5:00 PM @MIL		5:00 PM @MEM			
28	29					

## MARCH 2016

SUN	MON	TUE	WED	THU	FRI	SAT
		7:30 PM BKN	6:00 PM @DEN	3	7:30 PM ATL	5
ABC	7	7:30 PM ORL	9	TNT	10	7:30 PM PHX
12:30 PM GSW	13	7:30 PM SAC	15	16	17	7:30 PM @PHX
6:30 PM NYK	20	7:30 PM MEM	22	23	24	7:30 PM DEN
27	6:00 PM @UTA	29	30	31		
6:30 PM WAS		7:30 PM MIA				

## APRIL 2016

SUN	MON	TUE	WED	THU	FRI	SAT
					1	2
3	4	TNT	6	7	8	9
6:30 PM BOS	7:30 PM @LAC	7:30 PM LAC	13	14	5:00 PM @NOP	16
10	5:00 PM @OKC		7:30 PM UTA			
12:30 PM @HOU						

All times Pacific Standard/Daylight Time.

HOME  AWAY

## RADIO AND TELEVISION

**RADIO:** All home and away games on ESPNLA 710 AM & 1330 AM ESPN DEPORTES. Radio broadcasts start 15 minutes earlier than times shown.

**TV:** All home and away games on Time Warner Cable SportsNet & Time Warner Cable Deportes, except where noted as ABC or TNT at times indicated.



## **WE ASKED PEOPLE HOW MUCH MONEY THEY WOULD NEED TO RETIRE. THEN SHOWED HOW LONG IT MIGHT LAST.**

Recently we conducted an intriguing experiment. We asked 200 people to think about how much money they'll need in retirement, then had them stretch out a length of ribbon representing that amount to see how long it might last. What we learned is that most of us significantly underestimate how much we'll need. The fact is, with people living longer, retirement could last up to 30 years or more. How can you make sure the money is there for you, year after year? Talk to your financial professional about our guaranteed retirement income solutions that can help provide annual income for each year of retirement from Day One.

**PRUDENTIAL RETIREMENT IS THE OFFICIAL RETIREMENT PLAN PROVIDER  
FOR THE LOS ANGELES LAKERS.**

RETIREMENT | INVESTMENTS | INSURANCE



**Prudential**  
Bring Your Challenges™

© 2014. PRUDENTIAL FINANCIAL, INC., NEWARK, NJ, USA. ALL RIGHTS RESERVED.  
Retirement products and services are provided by Prudential Retirement Insurance and Annuity Company, Hartford, CT or its affiliates, a Prudential Financial company.  
0256203-00001-01