



# LOS ANGELES LAKERS



2016-17 MEDIA GUIDE






THE ENGLISH AND SPANISH-LANGUAGE  
TELEVISION HOMES OF THE LAKERS

**SPECTRUM  
SPORTSNET**

**SPECTRUM  
DEPORTES**

# *2016 Naismith Memorial Basketball Hall of Fame Inductee*



## *S*HAQUILLE O'NEAL

Shaquille "Shaq" O'Neal played eight seasons with the Lakers between 1996-2004, winning three NBA Championships (2000-02) while being named Finals MVP on each occasion. He was the NBA's Most Valuable Player in 2000, and was selected to 15 All-Star games (seven with the Lakers). In all, Shaq was a 14-time All-NBA selection, and made three All-Defensive Second Teams. The 1993 Rookie of the Year led the league in scoring in 1994-95 and with L.A. during the 1999-2000 season and won a gold medal at the 1996 Olympics in Atlanta. O'Neal was named one of the 50 Greatest Players in NBA history during the league's 50th anniversary season in 1996-97 and had his number 34 retired by the Lakers on April 2, 2013.

The 2016-17 Los Angeles Lakers Media Guide was written and edited by Calder Hynes. Co-edited by Will Patterson with assistance from John Black. Photography by Andrew Bernstein, Wen Roberts, and NBA Photos.

Cover design by J Alexander Diaz. Statistical assistance from Bob Rosen, Chris Thorn, and the Elias Sports Bureau.

All NBA and team insignia depicted in this publication are the property of NBA Properties, Inc. and the respective teams of the NBA and may not be reproduced for commercial purposes without the prior written consent of NBA Properties, Inc.

The information contained in this publication was compiled by the Los Angeles Lakers and is provided as a courtesy to our fans and the press and may be used only for personal or editorial purposes. Any commercial use of this information is prohibited without the prior written consent of the Los Angeles Lakers.

Copyright © 2016 Los Angeles Lakers

## REMEMBERING A LEGEND

In August of 2002, the Los Angeles Lakers lost a cherished family member with the passing of Chick Hearn. More than an announcer, Chick embodied the spirit and determination that have made the Los Angeles Lakers champions 16 times over. The Lakers lone play-by-play voice since the team moved to Los Angeles prior to the 1960-61 season, Chick was the Lakers for the better part of four decades. With his words-eye-view of the game and colorful chickisms making his broadcasts truly one of a kind, it is a streak of unmatched proportions that will perhaps be Chick's lasting legacy. Beginning in Los Angeles on November 21, 1965 against the Philadelphia 76ers, Chick went on to broadcast 3,338 consecutive regular and postseason games, with the streak culminating in a 101-85 victory over the same Warriors on December 16, 2001. Two days later Chick underwent surgery to replace the aortic valve in his heart. The surgery was a success and Chick was expected to make a full recovery.

Anticipating a return to the broadcast booth on March 1, Chick was again befallen by bad luck as he suffered a hip fracture in a fall on February 17. This additional setback would force Chick to undergo a second surgery and more rehabilitation. Again, however, he persevered and on April 9th, returned to the booth to broadcast the Lakers 112-82 victory over the Utah Jazz. Shortly into the broadcast of a game that began with the sellout crowd of 18,997 giving Chick an extended standing ovation, the legendary announcer gratefully exclaimed, "This is the happiest I've been since I married Marge!"

Chick, along with his announcing partner of 15 years, Stu Lantz, broadcast the Lakers final five regular season games and each of the Lakers 19 playoff games. With Chick returning to his familiar position behind the mic, the Lakers season culminated on June 12 in New Jersey with their third consecutive NBA championship.

The refrigerator door might have closed for the final time on that June evening as the Lakers defeated the New Jersey Nets, but Chick will forever be remembered for the fervor and passion that he brought to each and every Lakers broadcast.



## A TRIBUTE FROM FRED ROGGIN

As a tradition set forth in the 2004-05 edition of the Lakers media guide, the Los Angeles Lakers organization will select a prominent Southern California media member each year to pen a tribute to Chick and carry on his legacy with a favorite story or anecdote about the man who came to be known as the "Voice of the Lakers."

This year, the Los Angeles Lakers are pleased to have Fred Roggin share his memories of the broadcasting icon. Roggin is a leading sports anchor in Southern California, having earned 36 local Emmy Awards, 22 Golden Mike Awards, three prestigious Associated Press Awards and numerous Press Club Awards for his sports segments, specials and series. Roggin also was bestowed the Joseph M. Quinn Award for Lifetime Achievement from The Los Angeles Press Club in 2013.

He has also worked numerous Olympic Games, serving as a network host and reporter for the Games in London, Vancouver, Beijing, Athens, Turin, Sydney, Salt Lake, and this summer in Rio de Janeiro. On the local level, Roggin has covered every Olympics since 1984.

Roggin began his broadcasting career in 1976 as a sports anchor, reporter and play-by-play announcer for KIKO Radio in Globe, Arizona, and had stops in Yuma, Austin, and Phoenix before coming to Los Angeles.





**H**e was an icon. As recognizable as any of the players on the most famous team in the world. Chick Hearn connected Laker fans to their team in a way that no announcer will ever duplicate.

The Showtime Lakers might have been the greatest team in NBA history. Yet for those listening on radio, Chick was the Show in Showtime. If you were in the building, Chick was always there. His work ethic and love for the game were second to none.

Not long ago, Vin Scully told me that when he was asked to simulcast Dodger games, he was worried. He had long painted a picture for those listening on radio but that wouldn't be necessary on television. But Vin talked to Chick who had been doing simulcasts for years. Chick assured him he'd be just fine.

And that was Chick. Honest, but reassuring. He had a gift, and he gave us that gift every single time he picked up the mic.

He kept fans on the edge of their seats and never sugar-coated the truth. When the Lakers were playing poorly, he said so (just ask the Sisters of Mercy). But he also narrated some of the most exciting moments of our lives. "The Lakers are the World Champions" still rings in my head to this very day.

Chick coined terms that all of us on television still use to this day: slam dunk, give-and-go, air ball. His impact on the game is still evident even on the court. When D'Angelo Russell says he has ice water in his veins, he has Chick Hearn to thank.

No matter how many times a play-by-play man tries to punctuate a game, no phrase will ever match Chick's. When it comes to comparing other broadcasters to Chick, this game's in the refrigerator.

2016 would have marked Chick's 100th birthday. He left us with a legacy that will outlive him by several hundred more.



*The Lakers family remembers Marge Hearn,  
Chick's widow who passed away in January 2016.  
The Hearn's were married from 1938 until Chick's passing in 2002.*



# TABLE OF CONTENTS

## LAKERS STAFF

|   |       |
|---|-------|
| Team Directory  | 6     |
| President / Governor Jeanie Buss                        | 7     |
| Exec. VP, Basketball Operations Jim Buss                | 7     |
| General Manager Mitch Kupchak                           | 8     |
| Assistant General Manager Glenn Carraro                 | 9     |
| Special Asst. to GM / Basketball Consultant Bill Bertka | 9     |
| Rondre Jackson / Jesse Buss / Ryan West                 | 10    |
| Basketball Operations Staff                             | 11    |
| Head Coach Luke Walton                                  | 12    |
| Coaching Staff  | 13-16 |
| Head Athletic Trainer Marco Nunez                       | 17    |
| Training Staff  | 17    |
| Team Broadcasters                                       | 18-22 |

## THE PLAYERS

|                      |       |
|----------------------|-------|
| Tarik Black          | 24-27 |
| Anthony Brown        | 28-29 |
| Jose Calderon        | 30-33 |
| Jordan Clarkson      | 34-37 |
| Luol Deng            | 38-41 |
| Marcelo Huertas      | 42-43 |
| Brandon Ingram       | 44-45 |
| Timofey Mozgov       | 46-49 |
| Larry Nance Jr.      | 50-51 |
| Julius Randle        | 52-55 |
| D'Angelo Russell     | 56-59 |
| Lou Williams         | 60-63 |
| Yi Jianlian          | 64-67 |
| Nick Young           | 68-71 |
| Ivica Zubac          | 72-73 |
| Training Camp Roster | 74    |

## THE NBA

|                                |       |
|--------------------------------|-------|
| NBA Directory                  | 76    |
| D-League Directory             | 77    |
| NBA Key Dates                  | 78    |
| NBA Officials Roster           | 78    |
| 2015-16 Final Standings        | 79    |
| 2015-16 NBA Team Statistics    | 80-81 |
| 2015-16 NBA Highs / Lows       | 82    |
| 2015-16 NBA Attendance         | 82    |
| 2015-16 NBA Leaders            | 83    |
| 2016 NBA Draft                 | 84    |
| NBA Champions By Year          | 85    |
| NBA Award Winners              | 86-87 |
| NBA All-Time Single-Game Bests | 88    |

## 2015-16 YEAR IN REVIEW

|                                  |       |
|----------------------------------|-------|
| Lakers Overall Season Statistics | 90    |
| Lakers Transactions              | 90    |
| Lakers Home / Road Statistics    | 91    |
| 2015-16 Lakers Key Dates         | 92    |
| Lakers Statistical Breakdown     | 93    |
| Lakers Game-By-Game              | 94    |
| Lakers Miscellaneous Statistics  | 95-96 |
| Lakers Highs / Lows              | 96    |

## LAKERS RECORDS & HISTORY

|                                   |         |
|-----------------------------------|---------|
| Season-by-Season Record           | 98      |
| Championship / Coaching Summary   | 99      |
| Lakers Honor Roll                 | 100-102 |
| Individual Regular Season Records | 103-104 |
| Team Regular Season Records       | 105-108 |
| All-Time Single Game Highs        | 109-111 |
| All-Time Triple-Doubles           | 112     |

## LAKERS RECORDS & HISTORY (CONTINUED)

|  |         |
|--|---------|
| Four-Point Plays                           | 113     |
| Margin of Victory / Defeat                 | 113     |
| Winning / Losing Streaks                   | 114     |
| Season-by-Season Leaders                   | 115-117 |
| Lakers NBA Team Leaders                    | 117     |
| All-Time Record by Month / Ranking         | 118     |
| Lakers Ranked in NBA Top 10 By Season      | 119     |
| Home Attendance Records                    | 120     |
| All-Time Overtime Record                   | 121-123 |
| Offensive Statistics by Season             | 124     |
| Defensive Statistics by Season             | 125     |
| All-Time Numerical Roster                  | 126-127 |
| Lakers All-Time Collegiate Roster          | 128-130 |
| All-Time Lakers with D-League Experience   | 130     |
| All-Time Career Leaders                    | 131     |
| Lakers Retired Numbers                     | 132-134 |
| Hall of Fame Minneapolis Lakers            | 134-135 |
| Year-by-Year Results, Statistics & Rosters | 136-203 |
| All-Time Lakers Draft Choices              | 204-206 |
| All-Time Transactions                      | 207-214 |
| Management History                         | 215-217 |
| All-Time Roster with Statistics            | 218-272 |

## PLAYOFF RECORDS

|  |         |
|--|---------|
| Year-by-Year Results                     | 274     |
| All-Time Playoff W/L Records             | 275     |
| Margin of Victory / Defeat               | 275     |
| Head-to-Head Results vs. Opponents       | 275     |
| Lakers Playoff Career Leaders            | 276     |
| All-Time Single Game Highs               | 277     |
| Individual Playoff Records (Lakers)      | 278     |
| All-Time Playoff Highs / Lows (Lakers)   | 279     |
| Individual Playoff Records (Opponent)    | 280     |
| All-Time Playoff Highs / Lows (Opponent) | 281     |
| Lakers All-Time Playoff Triple-Doubles   | 282     |
| All-Time Playoff Scores                  | 283-290 |

## THE OPPONENTS

|               |     |               |     |
|---------------|-----|---------------|-----|
| Atlanta       | 292 | Milwaukee     | 307 |
| Boston        | 293 | Minnesota     | 308 |
| Brooklyn      | 294 | New Orleans   | 309 |
| Charlotte     | 295 | New York      | 310 |
| Chicago       | 296 | Oklahoma City | 311 |
| Cleveland     | 297 | Orlando       | 312 |
| Dallas        | 298 | Philadelphia  | 313 |
| Denver        | 299 | Phoenix       | 314 |
| Detroit       | 300 | Portland      | 315 |
| Golden State  | 301 | Sacramento    | 316 |
| Houston       | 302 | San Antonio   | 317 |
| Indiana       | 303 | Toronto       | 318 |
| L.A. Clippers | 304 | Utah          | 319 |
| Memphis       | 305 | Washington    | 320 |
| Miami         | 306 |               |     |

## COMMUNITY RELATIONS

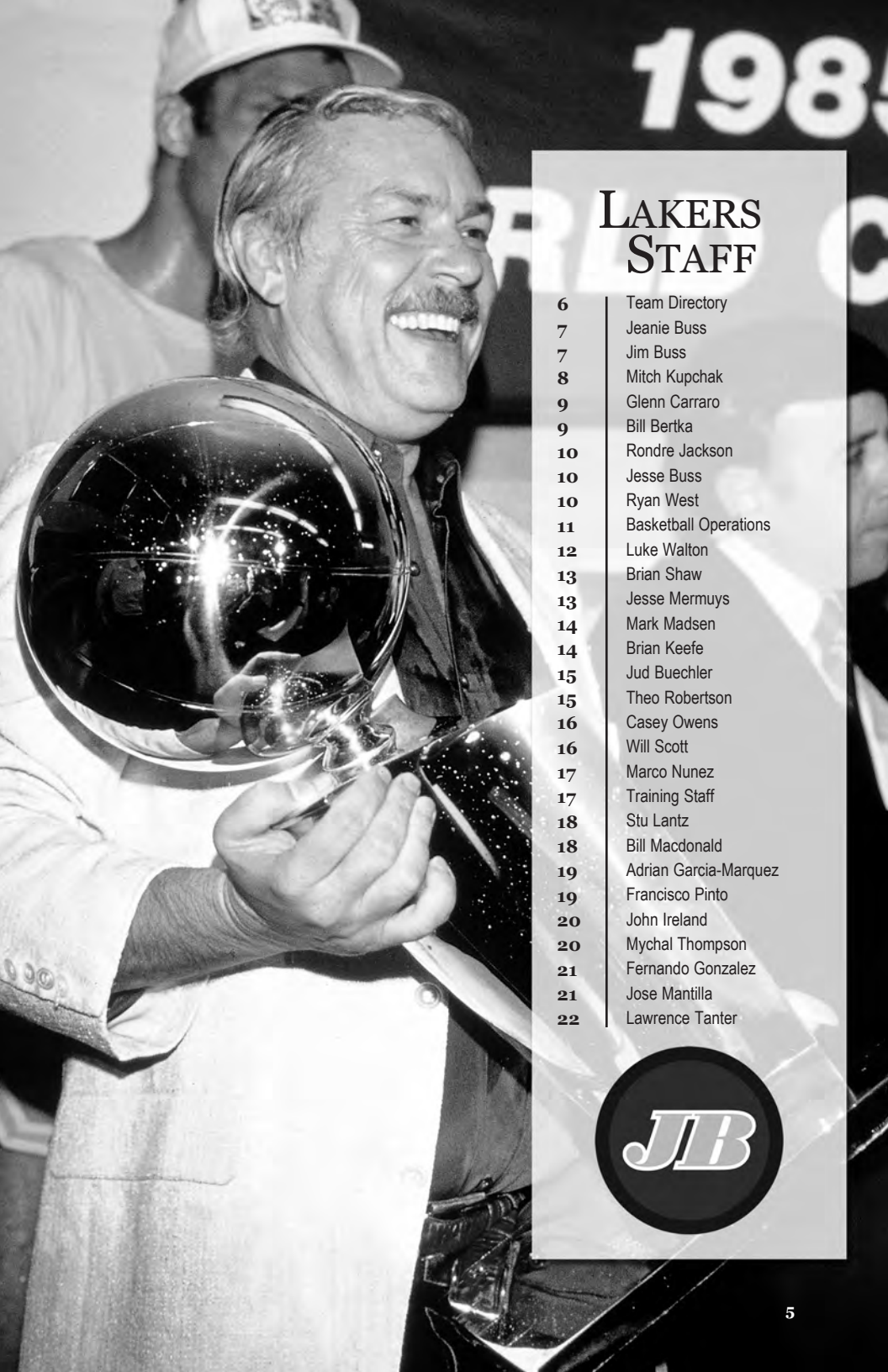
|                                     |         |
|-------------------------------------|---------|
| NBA Cares / Lakers In The Community | 322-326 |
|-------------------------------------|---------|

## MEDIA & GENERAL INFORMATION

|  |         |
|--|---------|
| Media Guidelines & Policies              | 328     |
| Public Relations Staff / Traveling Media | 329     |
| Los Angeles D-Fenders                    | 330     |
| Television & Radio Affiliates            | 331     |
| Laker Girls                              | 332-333 |
| STAPLES Center Information               | 334-335 |
| 2016-17 Tickets & Seating                | 336     |







1985

## LAKERS STAFF

- 6 Team Directory
- 7 Jeanie Buss
- 7 Jim Buss
- 8 Mitch Kupchak
- 9 Glenn Carraro
- 9 Bill Bertka
- 10 Rondre Jackson
- 10 Jesse Buss
- 10 Ryan West
- 11 Basketball Operations
- 12 Luke Walton
- 13 Brian Shaw
- 13 Jesse Mermuys
- 14 Mark Madsen
- 14 Brian Keefe
- 15 Jud Buechler
- 15 Theo Robertson
- 16 Casey Owens
- 16 Will Scott
- 17 Marco Nunez
- 17 Training Staff
- 18 Stu Lantz
- 18 Bill Macdonald
- 19 Adrian Garcia-Marquez
- 19 Francisco Pinto
- 20 John Ireland
- 20 Mychal Thompson
- 21 Fernando Gonzalez
- 21 Jose Mantilla
- 22 Lawrence Tanter





## TEAM DIRECTORY

### Ownership

Majority Owner  
Co-Owner  
Co-Owner  
Co-Owner  
Director

### Executive

President / Governor  
Executive Vice President, Director  
Executive Vice President, Corporate Development  
Executive Vice President, Basketball Operations / Alternate Governor  
Senior Vice President of Legal Affairs / Secretary  
General Counsel  
Senior Vice President, Finance / CFO  
COO / SVP, Business Operations / CMO / Alternate Governor

### Basketball Operations

General Manager  
Assistant General Manager  
President / CEO, L.A. D-Fenders / Alternate Governor  
Special Assistant to the General Manager / Basketball Consultant  
Director, Player Development  
Assistant General Manager / Director, Scouting  
Director, Player Personnel  
Scout  
International Scout  
Director, Basketball Analytics  
Assistant Coach / Director of Basketball Strategy  
Director, Sports Performance Analytics  
Consultant / Scout  
Consultant / Statistical Analysis  
Coordinator, Basketball Operations  
Basketball Operations Assistant  
Assistant to Director, Scouting  
Head Coach  
Associate Head Coach  
Assistant Coach  
Assistant Coach / Advance Professional Scout  
Video Coordinator  
Head Athletic Trainer  
Assistant Athletic Trainer  
Head Physical Therapist  
Massage Therapist  
Strength & Conditioning Coach  
Assistant Strength & Conditioning Coach  
Special Assistant to the General Manager / Athletic Training Consultant  
Equipment Manager

### Team Physicians

Physician  
Orthopedist  
Dentist

### Public Relations

Vice President, Public Relations  
Senior Manager, Public Relations  
Coordinator, Public Relations  
Assistant, Public Relations

### Community Relations & Special Projects

Director, Charitable Services  
Director Emeritus, Lakers Youth Foundation  
Manager, Special Projects  
Executive Director, Lakers Youth Foundation  
Director, Community Relations

### Corporate Partnerships, Ticketing & New Media

Executive Director, Corporate Partnerships  
Director, Corporate Partnerships  
Director, Partner Activation  
Vice President, Ticket Sales and Operations  
Director, New Media and Technology

### Game Operations / Entertainment

Vice President, Entertainment and Facilities  
Public Address Announcer  
Team Photographer

### Administration

Controller  
Vice President, Information Technology / Chief Technology Officer  
Executive Director, Information Technology  
Director, Information Technology  
Director, Legal and Corporate Administration  
Director, Payroll and Personnel

Buss Family Trusts  
Philip F. Anschutz  
Edward P. Roski, Jr.  
Dr. Patrick Soon-Shiong  
Dan Beckerman

Jeanie Buss  
Francis R. Mariani  
Johnny Buss  
Jim Buss  
Jim Perzik  
Dan Grigsby  
Joe McCormack  
Tim Harris

Mitch Kupchak  
Glenn Carraro  
Joey Buss  
Bill Bertka  
Rondre Jackson  
Jesse Buss  
Ryan West  
Kevin Grevey, Irving Thomas, Chaz Osborne, Rich Wrase, Sean Buss  
Antonio Maceiras  
Yuju Lee  
Clay Moser  
Lorena Martin  
Rudy Tomjanovich  
Trey Tomjanovich  
Tania Jolly, Kristen Luken  
Jordan Wilkes  
Moses Zapata  
Luke Walton  
Brian Shaw  
Jesse Mermuys, Mark Madsen, Brian Keefe, Jud Buechler, Theo Robertson  
Casey Owens  
Will Scott  
Marco Nunez  
Nina Hsieh  
Jennifer Swanson  
Stacey Robinson  
Tim DiFrancesco  
Sean Light  
Gary Vitti  
Carlos Maples

Dr. Daniel Vigil  
Dr. David McAllister  
Dr. Ray Padilla

John Black  
Alison Bogli, Calder Hynes  
Will Patterson  
Matt Fleer

Janie Buss  
Roberta Mariani  
Linda Rambis  
Kiesha Nix  
Jason McDevitt

Eva Campbell, Allison Howard, Ron Rockoff, Blain Skinner  
Tyronne Conde, Laura Scholnick  
Karyn Lau  
Veronica Lawlor  
Nick Kroski

Lisa Estrada  
Lawrence Tanter  
Andrew Bernstein

Susan Matson  
Tommy Yamada  
Rick Allen  
Derek Gordon  
Terree Sholl  
Diane Rogers







**JEANIE BUSS**

Entering her 18th season, fourth as President, Jeanie Buss is responsible for running all aspects of the Los Angeles Lakers organization. Buss leads Lakers business operations, which include managing team marketing and sponsorships as well as relationships with broadcast partners, and also oversees the team's basketball operations, working closely with Executive Vice President of Basketball Operations Jim Buss and General Manager Mitch Kupchak.

In addition to her role as team President, Buss also serves as the Lakers' Governor, representing the team on the NBA's Board of Governors. She is currently a member of the NBA Advisory and Finance Committee and has served on the NBA Labor Committee during collective bargaining with the NBA Players Association.

Buss, who spent four years serving as President of the Great Western Forum before joining the Lakers, began her career at the age of 19 as General Manager of World Team Tennis' Los Angeles Strings. While guiding the team to two league titles, she also created the Forum Tennis Challenge Series featuring players such as John McEnroe, Pete Sampras, Andre Agassi, Jimmy Connors, Steffi Graf, Chris Evert, and Martina Navratilova.

Jimmy Connors, Steffi Graf, Chris Evert, and Martina Navratilova.

In 1993, Buss brought professional roller hockey to Los Angeles as the owner of the Los Angeles Blades. Her outstanding leadership and dedication earned her Executive of the Year honors by Roller Hockey International. Buss is also using her considerable experience to lead a revival of WOW - Women of Wrestling, featuring female superheroes in the ring, with the goal of showcasing the talented performers and eventually touring the country

Named by the Sports Business Journal in October of 2011 as one of the Game Changers: Women in Sports Business, Buss serves as a Trustee of the University of Southern California, her alma mater. She also is a co-host of Lakers All-Access, a yearly event presented by the LA Sports and Entertainment Commission, a nonprofit organization which draws events and attractions to Los Angeles. In addition, she serves as a Director on the Southern California Committee for the Olympic Games, working to bring the 2024 Olympic and Paralympic Games to Los Angeles.

Actively involved in the community, Buss lists Canine Companions for Independence, The Amanda Foundation and the Best Buddies organization among her many charitable endeavors while also working internally with the Lakers Youth Foundation to raise money for Southern California Youth charities. In 2015, she personally pledged \$1.5 million to Cedars-Sinai to establish the Dr. Jerry H. Buss Surgical Oncology Fellowship as a tribute to her father.

**EXECUTIVE VICE PRESIDENT, BASKETBALL OPERATIONS**



**JIM BUSS**

Jim Buss begins his 19th season in the Lakers front office and the 12th in his current capacity. An Assistant General Manager for his first seven seasons, Buss has continued to work alongside General Manager Mitch Kupchak over the years in handling basketball-related decisions that range from the scouting of players and the NBA Draft to trades and the signing of free agents.

In addition to his role in Basketball Operations, Buss also serves as the Lakers' Alternate Governor.

Since moving from Assistant General Manager to his current role, the Lakers have won two NBA Championships, made three NBA Finals appearances and claimed five Pacific Division titles while completing transactions that include the drafting of Andrew Bynum, Julius Randle, Jordan Clarkson, D'Angelo Russell, and Brandon Ingram, the signing of Metta World Peace, and the acquisitions of Pau Gasol from Memphis and Dwight Howard from Orlando, among others.

Buss, who studied mathematics at the University of Southern California, worked in several management positions at the Great Western Forum before serving as the President and General Manager of the Los Angeles Lakers of the Major Indoor Soccer League from 1985 to 1989. In that capacity, Buss evaluated talent, had a direct hand in player personnel decisions, and was responsible for all day-to-day operations of the team.

Before joining the Lakers front office, Buss spent the previous nine years pursuing one of his life's passions, training thoroughbred racehorses.

Born November 9th, 1959, Buss is the second of his late Hall-of-Fame father Dr. Jerry Buss' six children.





### MITCH KUPCHAK



After capturing two championships as a player and seven as a front office executive, Mitch Kupchak's name has become synonymous with winning.

Entering his 30th season as a club executive and the 17th in his current capacity (the longest tenure as lead basketball executive with one team in the NBA), Kupchak has picked up right where close friend and mentor Jerry West left off. Since taking the reins prior to the Lakers first title defense in 2000-2001, Mitch's teams have compiled a 728-568 (.562) record, captured six Western Conference Championships, and four NBA Titles while winning 63 percent of their postseason contests (111-66). Along the way, he has made moves such as trading for Pau Gasol and Dwight Howard, bringing back Derek Fisher, drafting Andrew Bynum, Julius Randle, Jordan Clarkson, D'Angelo Russell, and Brandon Ingram, signing Metta World Peace and free-agent future Hall-of-Famers Karl Malone, Gary Payton and Steve Nash, and acquiring role players the likes of Trevor Ariza, Shannon Brown and Horace Grant (a trade involving four teams and 12 players that was, at the time, the largest such transaction in league history) to help keep Los Angeles competitive within the confines of the salary cap.

Kupchak's duties include a variety of responsibilities which keep him thoroughly active 12 months a year. Number one on the list is the day-to-day management of the team. Included in his management duties are personnel decisions, contract negotiations, salary cap concerns and strategy, overseeing the Lakers' entry in the annual Summer League, and the scouting of collegiate and international players. In addition to those tasks, he also deals with various marketing, public relations, and other management functions.

Kupchak, who joined the Lakers front office in 1986 following a 10-year NBA career, has played prominent roles in the past success of the Lakers as well as in the club's return to the upper echelon of the NBA.

Originally a first round draft choice of the Washington Bullets in 1976 (13th overall), Mitch spent the first five years of his career with the Bullets, earning NBA All-Rookie Team honors following the 1976-77 campaign. He posted a career-best field goal percentage during his rookie season (.572), a figure which at the time represented the 10th highest in league history. During the 1977-78 campaign, Mitch played an important role in Washington's drive to the NBA championship, averaging a career-high 15.9 points on 51.2% shooting in to go along with 6.9 rebounds per game. The following season, Kupchak ranked second among all NBA reserves with a scoring average of 14.6 points per game while posting a career-high-tying 32 points against the Lakers on November 24, 1978.

The opening chapter to Kupchak's Los Angeles career was written August 5, 1981 when the Lakers acquired him from Washington in exchange for Jim Chones, Brad Holland and a pair of draft choices. A reserve during his five-year tenure with the Bullets, Mitch was quickly inserted into the Lakers starting lineup. During the first 26 games of the 1981-82 campaign, Kupchak averaged 14.3 points and 8.1 rebounds per contest. Unfortunately, Mitch suffered multiple injuries to his left knee during a game at the San Diego Sports Arena on December 19, 1981, an injury which required two major operations. It was feared - even expected - that he would never play again. After missing the entire 1982-83 campaign, Kupchak proved doctors wrong by rejoining his teammates on the floor during the early portion of the 1983-84 season after undergoing intensive daily therapy for 16 months.

His persistence paid big dividends the following year as the reserve forward/center played a vital role in the Lakers march to the 1985 NBA Championship. With the victory, Kupchak joined a select group of players to win an NBA championship with two different clubs. Additionally, he remains one of only five players in club history to convert at least 10 field goals in a game without a miss (11-11 vs. San Antonio 11/20/81, along with Wilt Chamberlain, Kareem Abdul-Jabbar, Byron Scott, and Pau Gasol).

Prior to the start of the 1986-87 campaign and after yet another lengthy rehabilitation following an additional knee injury, Kupchak retired as a player and joined the front office. He concluded his NBA career averaging 10.2 points and 5.4 rebounds in 510 regular season games. His career field goal percentage of .523 still ranks 46th among the all-time NBA leaders (minimum 2,000 field goals made).

Due to his unfortunate injury and aware that his playing career would end prematurely, Kupchak studied for an MBA degree at UCLA during his spare time and rehabilitation stints, earning a degree in February of 1987. This foresight helped prepare Mitch for his present job as a professional sports executive.

A long-time Yankees fan who admired Mickey Mantle as a child, Mitch was born in Hicksville, New York on May 24, 1954 and starred at Brentwood High School on Long Island. An All-American standout at the University of North Carolina, Kupchak became the first freshman to play at the university after the freshman eligibility rules changed prior to the 1972-73 season. He averaged a career-high 18.5 points per game during his junior campaign and ranked eighth overall in the NCAA in field goal percentage that season (.602). As a senior, Mitch was named ACC Player of the Year and is one of 49 UNC standouts to have his jersey (#21) honored and raised to the rafters of the Dean Smith Center in Chapel Hill (November of 1994).

Prior to his initial NBA campaign, Mitch was the starting center on the gold-medal winning United States team in the 1976 Olympic Games.

An avid golfer, Mitch and his wife Claire live in Brentwood. His son Maxwell is a sophomore on the University of California, Santa Barbara men's basketball team.







**GLENN CARRARO**

A club executive with the Lakers since 2000, Glenn Carraro enters his fifth season as the team's Assistant General Manager. Responsible for assisting General Manager Mitch Kupchak in all basketball operations, Carraro also serves a dual role as Vice President of Basketball Operations for the NBA Development League's Los Angeles D-Fenders, and took on expanded duties prior to the 2015-16 season, overseeing the operation of the basketball analytics department.

Elevated to the VP position with the D-Fenders prior to the 2013-14 campaign after two highly successful seasons as the team's General Manager (2011-13), Carraro now serves in an advisory role on personnel decisions, contract negotiations, salary cap concerns, and scouting. During his time as GM, the team finished with the best regular season record in NBA D-League history (38-12, since surpassed) in 2011-12, had a total of 11 GATORADE Call-Ups to the NBA and received the 2011-12 NBA D-League Development Champion Award.

Bringing 20 years of professional basketball experience to the Assistant GM position, during his time in the Lakers front office alone, Carraro has been part of five NBA Championship teams and seven NBA Finals appearances. Originally serving as Assistant to the General Manager/Director of Camps for his first six years with the team, in 2006, Carraro was named Director of Basketball Administration for the Lakers as well as Assistant General Manager for the newly formed D-Fenders.

Prior to joining the Lakers, Carraro served in various positions with the New York Knicks from 1995-99, starting off as a Sports Management Trainee, then Player Personnel Coordinator/Manager of Knicks Camps, and eventually as Manager of Basketball Operations. With primary responsibilities including the creation and management of player personnel databases as well as separate salary cap reports, in his time with New York's front office, the Knicks posted a 174-122 (.588) record and made at least the Eastern Conference Semifinals in all four seasons while appearing in the 1999 NBA Finals.

A graduate of SUNY-Stony Brook after transferring from NYU-Polytechnic following two seasons on the men's basketball team, Carraro completed his graduate coursework in Athletic Administration at St. John's University (1991-94), while also serving as the USBL's Director of Sales and Marketing/Operations from 1992-95. Having also worked in the CBA for the Hartford Hellcats and Connecticut Pride, Carraro, in all, is a veteran of four professional basketball leagues.

A diehard Yankees and Steelers fan dating back to his childhood, Carraro currently resides in Highland Park.

**SPECIAL ASSISTANT TO THE GM / BASKETBALL CONSULTANT**



**BILL BERTKA**

Bill Bertka returns for his 36th consecutive season with the Lakers and 15th in his current capacity, having been with the organization through 10 NBA Championships and 20 NBA Finals appearances. Serving as an assistant coach under eight Lakers head coaches dating back to 1981, Bertka brings a wealth of experience to the position, including coaching Laker big men Wilt Chamberlain, Kareem Abdul-Jabbar, Vlade Divac, Shaquille O'Neal, and Andrew Bynum. His talent as a scout and experience in player personnel matters make him an excellent resource for Mitch Kupchak, Jim Buss, and the rest of the team's basketball operations staff.

First employed by the Lakers in 1968, Bertka served as a scout, assistant coach and director of player personnel until 1974 when he left the club to become general manager of the NBA expansion New Orleans Jazz. Bertka also had an initial ownership stake in the franchise through his company, Invest West Sports.

Bertka rejoined the Lakers in 1981 as an assistant coach and for the next 20 years was a key member on the staffs of Pat Riley, Mike Dunleavy, Randy Pfund, Earvin "Magic" Johnson, Del Harris, Kurt Rambis, and Phil Jackson. Earning a victory over the L.A. Clippers as head coach on February 25th, 1999 after Del Harris was relieved of his head coaching duties, Bertka became the oldest person to ever coach an NBA game at the age of 71. It was the second time in his career with the Lakers that Bertka was the interim head coach, previously having led the team to a 1-1 record prior to Earvin Johnson's 16-game tenure in 1994. Additionally, Bertka and Phil Jackson are the only people to serve as the team's head coach on two different occasions.

The Santa Barbara native is also well known for founding *Bertka Views*, one of the most successful college scouting services in the country, which he and his wife, Solveig, operated from 1961-1995. Throughout that time period, many of the nation's premier college basketball programs utilized *Bertka Views* as their sole scouting service. Adding another feather to his cap during the summer of 1992, Bertka served as a scout for the United States' Olympic basketball team at the European Qualifying Tournament in Zaragoza, Spain. Additionally, Bertka hosted *Sports With Bertka*, his own radio show in Santa Barbara that won three Golden Mike Awards in the 1970's. In 1989, Bertka enjoyed the dual distinction of being inducted into each of his hometowns' respective Hall of Fames; In May of that year he was inducted into the Santa Barbara Sports Hall of Fame and just five months later in October, he was inducted into the Summit County (Ohio) Sports Hall of Fame, where he grew up as a child. In January of 2004, Bertka was inducted into the Kent State University Sports Hall of Fame and most recently, was an inaugural inductee into the Santa Barbara Basketball Court of Champions in June, 2014.

Bill and Solveig have two married daughters, Britt, who is married to veteran NBA assistant coach Jim Eyen, and Kris, married to Yankees scout Bill Pintard, and make their home on a 50-acre avocado ranch in Santa Barbara. They are great-grandparents of four and became great-great-grandparents this year.





## DIRECTOR OF PLAYER DEVELOPMENT



### RONDRE JACKSON

Rondre Jackson begins his 10th year with the Lakers franchise and second as director of player development. He is primarily responsible for assisting General Manager Mitch Kupchak in the day-to-day operations of the team with a focus on the personal growth of the players on the roster, providing resources and assisting in the development of life skills off-the-court and outside of basketball. Jackson serves on the NBA's Steering Committee for player development, and won the Dana Davis Award for best player development work in the NBA for the 2015-16 season.

Prior to his time with the Lakers, Jackson worked in the WNBA with the Los Angeles Sparks beginning in 2000 as a coordinator for the coaching staff and went on to become Assistant General Manager, where he was key in assisting the front office assemble back-to-back championship teams in 2001 and 2002. His role included aiding with local team try-outs, regional and local scouting, and player development, and later expanded to include community relations appearances, team operations assistance, and player development.

A native of Oakland California, Jackson was an Assistant Coach for the women's team at California State University, Fullerton in 1996-1997 and went on to join the coaching staff at

Loyola Marymount University in a similar capacity until 2000.

Jackson earned his Masters of Education Administration in 1997 from California State University, Fullerton, after receiving his Bachelor of Arts in History and Political Science from UCLA in 1996. Married to his wife Cyndee for 15 years, Jackson has two sons, Aaron (10) and Devin (seven), and resides in Palos Verdes.

## ASSISTANT GENERAL MANAGER / DIRECTOR OF SCOUTING



### JESSE BUSS

Jesse Buss begins his second season in the role of assistant general manager/director of scouting. In his role, Buss oversees all scouting-related matters for both the Lakers and D-Fenders, and has an essential role in the drafting of players for both franchises.

At the helm of the teams' scouting efforts, Buss orchestrates the schedules for the scouting staff, and maintains a rigorous scouting schedule himself, ensuring well-informed and thorough decisions can be made on all draft eligible prospects each year.

Prior to his promotion, Buss served as the Lakers' director of scouting from 2012-15. Originally joining the organization in 2006, Jesse spent two seasons as a basketball operations assistant, where he wrote scouting reports in addition to his local scouting duties. He went on to serve as a scout from 2008-11, working domestically and internationally, and then as scouting coordinator for the 2011-12 season, overseeing all scouting operations.

The youngest son of the late Dr. Jerry Buss, Jesse grew up in San Diego and is a Chargers, Dodgers, and Kings fan. He and his fiancé Jordanna had their first child, son Jaden, in February 2016.

## DIRECTOR OF PLAYER PERSONNEL



### RYAN WEST

Ryan West begins his second season as Director of Player Personnel after serving as Assistant Director of Scouting for three seasons prior. His position entails increased responsibilities in regards to the construction of the Lakers roster and all player acquisitions in relation to the draft, trades, and free agency.

West continues to be an integral part of the player evaluation process and is a key voice in all drafting and scouting decisions. The Los Angeles native maintains an extensive in-person scouting schedule in addition to his other responsibilities, and is largely responsible for organizing summer draft and free agent workouts. West originally joined the Lakers as a scout in the summer of 2009, and prior to joining the Lakers, spent eight seasons as a scout with the Memphis Grizzlies as the franchise transformed into a playoff contender.

The son of Lakers Hall of Fame guard Jerry West, Ryan graduated from Loyola Marymount University in 2002 with a degree in sociology. He resides in Playa Vista.



SCOUTING DEPARTMENT



KEVIN GREVEY  
SCOUT



IRVING THOMAS  
SCOUT



CHAZ OSBOURNE  
SCOUT



RICH WRASE  
SCOUT



SEAN BUSS  
SCOUT



ANTONIO MACEIRAS  
INTERNATIONAL SCOUT



MOSES ZAPATA  
ASSISTANT TO THE  
DIRECTOR OF SCOUTING

BASKETBALL ANALYTICS DEPARTMENT



YUJU LEE  
DIRECTOR OF  
BASKETBALL ANALYTICS



CLAY MOSER  
ASSISTANT COACH/  
DIRECTOR OF  
BASKETBALL STRATEGY



LORENA MARTIN  
DIRECTOR OF SPORTS  
PERFORMANCE  
ANALYTICS



RUDY TOMJANOVICH  
CONSULTANT/SCOUT



TREY TOMJANOVICH  
CONSULTANT/  
STATISTICAL ANALYSIS

BASKETBALL OPERATIONS



TANIA JOLLY  
COORDINATOR,  
BASKETBALL  
OPERATIONS



KRISTEN LUKEN  
COORDINATOR,  
BASKETBALL  
OPERATIONS



JORDAN WILKES  
BASKETBALL  
OPERATIONS  
ASSISTANT





## HEAD COACH



### LUKE WALTON

Luke Walton was hired as the 26th head coach in Lakers franchise history, and the 22nd in the Los Angeles era, on April 29, 2016. The 36-year-old joins George Mikan, Jim Pollard, Jerry West, Pat Riley, Magic Johnson, Kurt Rambis, and Byron Scott as the eighth individual to both play and coach for the organization.

Walton rejoins the Lakers family after spending two seasons as an assistant coach on Steve Kerr's staff with the Golden State Warriors. In his two years in Golden State, the team appeared in consecutive NBA Finals and won the 2015 NBA Championship. Stepping into the interim head coaching position for Kerr, who was forced to take a medical leave of absence from the team, to begin the 2015-16 campaign, Walton oversaw a 39-4 start to the season that included winning the first 24 consecutive games of the year, an NBA record. The team's 73-9 regular season record stands as the best mark in NBA history, and Walton finished ninth in Coach of the Year voting, even though he was not eligible for the award.

Prior to his time with the Warriors, Walton served as a player development coach for the Los Angeles D-Fenders during the 2013-14 season. He began his formal experience in the coaching realm during the 2011 NBA lockout, when he served as an assistant coach at the University of Memphis.

The San Diego native enjoyed a 10-year NBA playing career (2003-13) with the Lakers and the Cleveland Cavaliers, and was an integral part of Los Angeles' NBA championship teams in 2009 and 2010. Originally selected with the 32nd overall pick in the 2003 NBA Draft, Walton averaged 4.7 points, 2.8 rebounds, and 2.3 assists in 564 regular season games (138 starts). He made the postseason seven times (all with the Lakers), logging 88 postseason appearances (12 starts), and represented Los Angeles in the Shooting Stars Competition at the 2005 All-Star Weekend.

Walton played collegiately at the University of Arizona for Hall-of-Fame coach Lute Olson, leaving the Pac-10 as one of only three players in conference history to tally 1,000 career points, 500 rebounds, and 500 assists. He was named an All Pac-10 performer twice in his four year career (1999-2003), and was a Wooden Award Finalist as a senior. His best statistical season came as a junior, where he posted averages of 15.7 points, 7.3 rebounds, and 6.3 assists, earning his selection to four All-America teams, including being one of 10 players to receive John R. Wooden Award All-American honors.

Walton's father, Bill, is a member of the Naismith Memorial Basketball Hall of Fame and was named one of the NBA's 50 Greatest Players. The father/son duo are the only pair in NBA history to both win multiple NBA titles. Walton's three brothers (Nate, Adam, and Chris) all played basketball in college, and he cites his mother Susie as the person he most admires for raising four boys.

Luke and his wife Bre, who he originally met at Arizona where she was a standout volleyball player, have two children: son Lawson and daughter Landen.

### LUKE WALTON'S NBA COACHING CAREER

| Year          | Team         | Position         | REGULAR SEASON |             | PLAYOFFS     |             |
|---------------|--------------|------------------|----------------|-------------|--------------|-------------|
|               |              |                  | W-L            | Pct.        | W-L          | Pct.        |
| 2014-15       | Golden State | Assistant Coach* | 67-15          | .817        | 16-5         | .762        |
| 2015-16       | Golden State | Assistant Coach^ | 73-9           | .890        | 15-9         | .625        |
| <b>TOTALS</b> |              |                  | <b>140-24</b>  | <b>.854</b> | <b>31-14</b> | <b>.689</b> |

\*served first 43 games of the 2015-16 season as Interim Head Coach (39-4 record)

^NBA Champion

### LUKE WALTON'S PLAYING CAREER

| Year          | Team                  | REGULAR SEASON |             | PLAYOFFS     |             |
|---------------|-----------------------|----------------|-------------|--------------|-------------|
|               |                       | W-L            | Pct.        | W-L          | Pct.        |
| 2003-04       | L.A. Lakers           | 56-26          | .683        | 13-9         | .591        |
| 2004-05       | L.A. Lakers           | 34-48          | .415        | -            | -           |
| 2005-06       | L.A. Lakers           | 45-37          | .549        | 3-4          | .429        |
| 2006-07       | L.A. Lakers           | 42-40          | .512        | 1-4          | .200        |
| 2007-08       | L.A. Lakers           | 57-25          | .695        | 14-7         | .667        |
| 2008-09       | L.A. Lakers           | 65-17          | .793        | 16-7*        | .696        |
| 2009-10       | L.A. Lakers           | 57-25          | .695        | 16-7*        | .696        |
| 2010-11       | L.A. Lakers           | 57-25          | .695        | 4-6          | .400        |
| 2011-12       | L.A. Lakers/Cleveland | 32-36          | .471        | -            | -           |
| 2012-13       | Cleveland             | 24-58          | .293        | -            | -           |
| <b>TOTALS</b> |                       | <b>469-337</b> | <b>.582</b> | <b>67-44</b> | <b>.604</b> |

\*NBA Champion





## BRIAN SHAW

Brian Shaw returns to the Lakers organization after winning five championships with the franchise; three as a player (2000-02) and two as an assistant coach (2009 and 2010).

Shaw brings a wealth of coaching experience to the bench after serving as head coach of the Denver Nuggets for two seasons (2013-15), associate head coach of the Indiana Pacers for two years (2011-13, helping the Pacers to the postseason both years including a run to the 2013 Eastern Conference Finals), and seven seasons as an assistant coach with the Lakers (2004-11). Before joining the Lakers bench, he served as a scout for the team for the 2003-04 campaign after concluding his playing career as a Laker following the 2002-03 season.

Credited with the development of young players at each of his coaching stops, Shaw had a long and successful playing career with the Lakers, Boston Celtics, Miami Heat, Orlando Magic, Golden State Warriors, Philadelphia 76ers, and Portland Trail Blazers, and spent the 1989-90 season playing professionally in Italy. The 24th pick of the 1988 NBA Draft (Boston) averaged 6.9 points, 4.2 assists, and 3.4 rebounds in 23.0 minutes per game over his 943-game career,

while making 361 starts and appearing in 127 playoff games over 11 postseasons. He also played for the gold medal-winning Team USA in the 1986 FIBA World Championship.

Shaw played collegiately at Saint Mary's College of California for two seasons before transferring to UC Santa Barbara, where he was the Big West Conference Player of the Year in 1988. His No. 22 jersey is retired by the Gauchos.

In 2000, his hometown of Oakland declared Aug. 10 as "Brian Shaw Day."

He is married to his wife Nikki and they have three children: Brianna, B.J., and Bianca.

## ASSISTANT COACH



## JESSE MERMUYS

Jesse Mermuys begins his first season as an assistant coach with the Lakers after most recently serving as head coach of the Toronto Raptors' NBA D-League affiliate, Raptors 905. Under Mermuys' watch as the first coach in the history of the franchise, Norman Powell developed and played a crucial role in Toronto's 2016 postseason run. Greg Smith earned a call-up and was signed for the remainder of the season by the Minnesota Timberwolves, and Axel Toupane was named the D-League's Most Improved Player in addition to earning a multi-year contract with the Denver Nuggets.

With an extensive background in player development, Mermuys was a Raptors assistant coach on Dwane Casey's staff for the 2013-14 and 2014-15 seasons, and coached Toronto's entry in the NBA Summer League in Las Vegas in 2014 and 2015. His prior NBA experience includes spending the 2012-13 season with the Houston Rockets as assistant coach/director of player development and working for the Denver Nuggets for four seasons, serving as video coordinator, advance scout, and ultimately assistant coach/advanced scout.

A graduate of the University of Arizona with a degree in business management, Mermuys was director of basketball operations for the Wildcats from 2006-08. He has also worked at the collegiate level as video coordinator at New Mexico State and assistant coach at Southern Utah.

Mermuys got his start in coaching as the head freshman and varsity assistant coach at Tucson's Salpointe Catholic High School from 2001-03. During the 2003-04 campaign, Mermuys was an assistant coach at Pima Community College and also served as the camp director for the Luke Walton/Richard Jefferson basketball camp. He played collegiately at Glendale Community College in Glendale, Arizona.

Jesse and his wife Michelle are parents to their two-year-old daughter, Myla, and one-year-old son, Grey.



## ASSISTANT COACH



### MARK MADSEN

A two-time NBA Champion as a player with the Lakers (2001 and 2002), fan favorite Mark Madsen returns for his fourth season in a coaching capacity with Los Angeles, and third as an assistant coach, after serving the 2013-14 campaign as player development coach. In his role with the coaching staff, Madsen's duties include data analytics, player development, and opponent scouting.

Selected by the Lakers in the first round (29th overall) of the 2000 NBA Draft, Madsen played three seasons in Los Angeles (2000-03) and was a member of back-to-back NBA championship teams his first two seasons in the league. He then signed with the Minnesota Timberwolves as a free agent prior to the 2003-04 campaign and played six seasons (2004-09) with the Wolves. In 453 games (70 starts) over nine NBA seasons, Madsen averaged 2.2 points and 2.6 rebounds in 11.8 minutes per game.

Following his playing career, Madsen served as an assistant coach during the 2009-10 season with the Utah Flash of the NBA D-League before returning to his alma mater, Stanford University, where he earned his MBA from the Stanford Graduate School of Business in 2012. That same year, he was named an assistant coach on Stanford Head Coach Johnny Dawkins' staff and spent the 2012-13 season working in recruiting, opponent game planning, and player skill development.

Known by fans as "Mad Dog" for his signature physical and aggressive style of play, Madsen has enjoyed success at every level of basketball. Helping lead Stanford to four NCAA Tournament appearances, including the 1998 Final Four, Madsen averaged 10.9 points and 7.9 rebounds for his Cardinal career while ranking among the school's top-10 all-time performers in field goal percentage (4th/587) and total rebounds (6th/857). A two-time All-Pac-10 selection, Madsen was tabbed a two-time All-American by the NABC (1999 Third Team, 2000 Second Team) and a Third Team All-American by the Associated Press in 2000. He was also named a member of the John R. Wooden Award team as a senior. During Madsen's playing career, Stanford compiled a 105-24 record, producing an 81.4 winning percentage that ranks second in school history for a consecutive four-year period. The Cardinal also notched its first 30-win season (1997-98), claimed two Pac-10 titles (1999, 2000), earned a No. 1 seed in the NCAA Tournament for the first time (2000) and advanced to the NCAA Final Four (1998).

Madsen also played in international competition, leading the United States to a gold medal at the 1999 World University Games before being named to the roster for the 2001 Goodwill Games.

A native of Danville, CA, Madsen, 40, earned his undergraduate degree in economics in 2000. He attended San Ramon Valley High School and served a two-year Mormon mission in Spain following his graduation from high school.

He and his wife Hannah Madsen were married in September, 2016.

## ASSISTANT COACH



### BRIAN KEEFE

Currently in his 12th NBA season, and eighth as an assistant coach, Brian Keefe begins his first year with the Lakers organization as part of Luke Walton's staff.

Keefe comes to L.A. after spending the previous two seasons (2013-15) as an assistant coach with the New York Knicks, preceded by seven seasons spent working with the Oklahoma City Thunder (including the organization's final season in Seattle), originally joining the franchise in the summer of 2007. He served as a player development coach for two years with the Thunder before spending his final five seasons as an assistant coach, and during his run, the team reached the post-season five times including a trip to the 2012 NBA Finals.

Prior to joining the Thunder, Keefe spent two seasons (2005-07) as assistant video coordinator for the San Antonio Spurs, earning an NBA Championship ring as part of Gregg Popovich's staff following the Spurs' title run in 2007.

Keefe's coaching career began in 2000-01 as a graduate assistant at the University of South Florida and continued as an assistant coach at Bryant University in Rhode Island (2001-05)

before joining the Spurs.

A graduate of the University of Nevada-Las Vegas with a degree in sociology, Keefe played his final two collegiate seasons for the Rebels after transferring from UC Irvine. He served as team captain at both schools, and was named to the All-Big West Second Team in 1996 while at UC Irvine.

A native of Winchester, MA, Brian and his wife Cindy are proud parents of daughters Brooke (four) and Noelle (three).







**JUD BUECHLER**

Jud Buechler begins his first season as an assistant coach on Luke Walton's staff.

He enjoyed a 12-year playing career highlighted by winning three consecutive championships with the Chicago Bulls from 1996-98, and was a member of the 1995-96 Bulls team that went 72-10 in the regular season. Buechler also suited up for the New Jersey Nets, San Antonio Spurs, Golden State Warriors, Detroit Pistons, Phoenix Suns, and Orlando Magic between the 1990-91 and 2001-02 seasons, appearing in 720 regular season (29 starts). In 1998-99, he finished 10th in the league in three-point field goal percentage, playing all 50 games of the lockout-shortened season. In total, he made the postseason seven times with three different teams, appearing in 71 playoff games.

The University of Arizona alum played four seasons under Hall of Fame coach Lute Olson from 1986-90, averaging 14.0 points, 8.3 rebounds, and 4.0 assists as a senior, and was a First-Team All-Pac 10 selection before being drafted 38th overall in the 1990 NBA Draft by the Seattle SuperSonics. In addition to his basketball accolades, the 48-year-old was also an All-America volleyball player in college.

The Poway, CA native led Poway High School to three consecutive California Interscholastic Federation championships and was named CIF Player of the Year once, and in 2012 became the first athlete inducted into the Poway High School Hall of Fame.

He is the proud father of Reily, 20, a junior volleyball player at UCLA, and Brynn, 18, a freshman at Arizona.



**THEO ROBERTSON**

Robertson joins the Lakers as an assistant coach after spending the previous two seasons with the Golden State Warriors, where he was part of the 2015 NBA championship as the team's video intern, working with Steve Kerr's coaching staff assisting with game preparation. He was promoted to video coordinator/player development prior to the 2015-16 season, working on-court with players in addition to his game-planning responsibilities.

After playing collegiately at the University of California from 2005-10 and graduating with a degree in social welfare, Robertson undertook an administrative fellowship with the Pac-12 Conference, and went on to serve as Director of Operations for two seasons on former Cal men's basketball Head Coach Mike Montgomery's staff.

A native of Pittsburg, CA, Robertson was named team MVP on the Golden Bears' 2010 Pac-10 Championship team, the school's first conference title in men's basketball in 50 years. A second-team All-Pac-10 selection in 2010, Robertson's .453 three-point percentage was the best in the conference that season and, at the time, ranked tied for sixth on the school's single-season list. He is the program's best career three-point shooter at 44.0 percent.





### CASEY OWENS

Owens transitions to his role as assistant coach/advance professional scout with the Lakers after spending last season serving as head coach for their D-league affiliate, the Los Angeles D-Fenders.

A 17-year veteran of professional basketball, Owens has worked in coaching, player development and scouting at the NBA, NBA D-League, Continental Basketball Association, and international levels, and worked with the Lakers coaching staff throughout their 2015 training camp and preseason and 2016 NBA Summer League. In his first season as head coach of the D-Fenders, Owens led the team to its second Western Conference Championship and a trip to the D-League Finals. In addition, Owens helped produce two NBA Call-Ups in Justin Harper (Detroit Pistons) and Jeff Ayres (L.A. Clippers). He got his start with the D-Fenders as an assistant coach for the team during the 2013-14 season.

Prior to joining the D-Fenders staff, Owens served as head coach of Guaiqueries in the Venezuelan Professional League for the 2012-13 season. Owens spent the 2011-12 season as an assistant coach for the Xinjiang Flying Tigers of the Chinese Basketball Association, where the team reached the semi-finals of the CBA playoffs. Responsible for all opponent scouting and player development, Owens also assisted in foreign player acquisitions, resulting in the signings of Kenyon Martin and Patty Mills from the NBA. Owens got his start in China as an assistant coach for the Shanghai Sharks in 2009-10. The Sharks, owned by Hall of Famer Yao Ming, improved from 6-44 to a 29-5 record, reaching the semi-finals of the CBA playoffs with Owens on staff. Owens left Shanghai after one season to take the reigns as head coach of Fujian SBS for the 2010-11 season. With Owens in charge, Fujian won the Kunming Summer Invitational and the Haiygun CBA Tournament in the same season.

Prior to his work in China, Owens was an assistant coach for the Colorado 14ers of the NBA D-League from 2007-09, while also serving as an NBA D-League scouting consultant for the Denver Nuggets and Milwaukee Bucks. The 14ers reached the playoffs in both seasons with Owens on the bench, compiling a 37-16 record in 2008-09 and winning the 2009 NBA D-League Championship. Nine players earned NBA Call-Ups in Owens' two seasons with Colorado, while seven players were named NBA D-League All-Stars.

Additionally, Owens spent three seasons as an assistant coach for the Dakota Wizards of the Continental Basketball Association from 2001-04, winning the CBA championship in 2002 and 2004. He was also a scout for the Portland Trail Blazers from 2001-04, evaluating all CBA personnel for the team. Prior to the 2004-05 season, Owens was promoted to head coach of the Wizards, and amassed a 31-16 record en route to a Western Conference Championship.

A 1994 graduate of New Mexico State University, Owens received his B.A. in English before attending Naropa University in Boulder, Colorado, earning his Masters of Fine Arts in Writing & Poetics in 1996.

### VIDEO COORDINATOR



### WILL SCOTT

Will Scott begins his first season working in a full-time capacity with the Lakers coaching staff after assisting the team in the video room since the 2011-12 season, while simultaneously working for the Los Angeles D-Fenders.

The Los Angeles native was promoted to assistant coach/video coordinator with the D-Fenders in 2015-16, where his responsibilities grew to include scouting upcoming opponents and assisting in on-court player development, as the team reached the D-League Finals. During the summers of 2014 and 2015, Scott served as video coordinator of the WNBA's Los Angeles Sparks, where he developed video scouting reports on opponents and was intimately involved in game-planning and daily coaching operations.

A graduate of Indiana University with a B.S. in sports marketing and management, Scott was a student manager for the Indiana men's basketball team from 2009-11 under Head Coach Tom Crean, supporting practice drills, helping with player development, and assisting the coaching staff with statistical data, personnel reports, and video edits.



**MARCO NUNEZ**

After originally joining the Lakers as assistant athletic trainer during the 2008-09 season, Marco Nuñez was elevated to head athletic trainer prior to the 2016-17 campaign. Charged with year-round oversight of the care, prevention, and treatment of injuries to the players on the roster, Nuñez works hand-in-hand with the training staff, coaching staff, and front office to ensure the highest level of performance on the court. The Los Angeles native is also chiefly responsible for player rehabilitation programs and emergency on-court procedures.

Prior to joining the Lakers, Nuñez spent two seasons as athletic trainer for the Lakers' NBA D-League affiliate, the Los Angeles D-Fenders, beginning with their inaugural season in 2006-07. While working in the D-League, Nuñez served simultaneously as athletic trainer for the WNBA's Los Angeles Sparks, and was solely affiliated with the Sparks for the 2005-06 season. An assistant trainer for the Los Angeles Avengers of the Arena Football League from 1999-2003, he also spent one season as athletic trainer for the Carolina Cobras of the AFL in 2004 prior to joining the Sparks.

In the summer and fall of that same year, Nuñez worked as a trainer for the movie "The Longest Yard," attending to the actors, stuntmen, and athletes on set. In addition to winning NBA championships in his first two seasons with the purple-and-gold (2009 and 2010), Nuñez also served as the Assistant Athletic Trainer for the 2011 NBA All-Star Game in Los Angeles. While he always had an interest in medicine growing up, it wasn't until his freshman year at Cal Poly Pomona where he heard Head Athletic Trainer Ky Kugler deliver a keynote speech that he decided to pursue a career in athletic training.

A graduate of Cal Poly Pomona with a B.S. in Kinesiology and emphasis in Sports Medicine who went on to receive his M.S. in Biomechanics from A.T. Still University in 2013, Nuñez was born in San Diego, but graduated from Bishop Mora Salesian High School in Los Angeles where he lettered in baseball. When not at practice, a game or traveling with the team, the self-proclaimed "weekend warrior" enjoys baseball and basketball in his free-time along with spending time with family and friends.

Nuñez and his wife Krista reside in Anaheim Hills with their nine-year old daughter Caitlyn, six-year-old son Liam, and two-year-old son Eli.

---

**TRAINING STAFF**

---



**NINA HSIEH**  
ASSISTANT ATHLETIC TRAINER



**JENNIFER SWANSON**  
HEAD PHYSICAL THERAPIST



**STACEY ROBINSON**  
MASSAGE THERAPIST

---

**STRENGTH & CONDITIONING STAFF**

---



**TIM DIFRANCESCO**  
STRENGTH & CONDITIONING  
COACH



**SEAN LIGHT**  
ASSISTANT STRENGTH &  
CONDITIONING COACH

---

**EQUIPMENT STAFF / CONSULTANT**

---



**CARLOS MAPLES**  
EQUIPMENT MANAGER



**GARY VITTI**  
SPECIAL ASSISTANT TO THE GM /  
ATHLETIC TRAINING CONSULTANT







## TELEVISION COLOR COMMENTATOR

### STU LANTZ



Entering his 30th season broadcasting Lakers games, this will be Stu Lantz's 14th season working television exclusively as color commentator. With the end of the Lakers simulcast era prior to the 2003-04 season, Stu now teams with play-by-play man Bill Macdonald and broadcasts every Lakers game televised on Spectrum SportsNet. Providing each broadcast with his expert analysis and unique insight garnered through his 40-plus years associated with the NBA as both a player and color commentator, he has received numerous awards over the years. Chosen Southern California's best radio color commentator six times by the Southern California Sports Broadcaster's Association and best television color commentator on seven occasions, Stu has also won seven local EMMY Awards for his work in the Best Live Sports Telecast category.

A graduate of the University of Nebraska (1968), the Cornhuskers officially retired his uniform number (22) on October 17, 1989 during halftime ceremonies of a Lakers' preseason game in Lincoln. Born in Uniontown, PA, Stu was originally a third round draft pick of the San Diego Rockets in 1968. Spending his first three seasons in San Diego, he enjoyed his finest pro campaign in 1970-71, averaging career-high figures in both scoring (20.6) and rebounding (5.0). The following season, Stu ranked sixth overall in the NBA in free throw percentage (.838). He also played for the Detroit Pistons (1972-1974) and New Orleans Jazz (1974) prior to being traded to the Lakers in December of 1974. He played less than two seasons in Los Angeles before announcing his retirement following the 1976-77 campaign due to a back injury.

Immediately following his playing career, Stu embarked on a broadcasting career, serving as a commentator for the San Diego Clippers, San Diego State University, CBS and the NBA Radio Network. In addition to his broadcast work, for 20-plus years, he also served as an instructor at Pete Newell's renowned Big Man's Camp during the offseason, helping improve the skill-set of some of the game's premier big men.

Stu and his wife, Linda, live in San Diego and are the parents of Todd, Kristin and Shane.

## TELEVISION PLAY-BY-PLAY ANNOUNCER

### BILL MACDONALD



Long-time Southern California area broadcaster and four-time local Emmy Award-winning announcer and host Bill Macdonald enters his sixth season behind the mic as Lakers television play-by-play announcer on Spectrum SportsNet.

The versatile Macdonald, a fixture on Fox Sports West/Prime Ticket since its inception in 1985 through the Lakers final season on the network (2012), has broadcast in a variety of capacities over the years as host, field reporter and play-by-play announcer for professional basketball, baseball and hockey, among other sports.

The host of pre- and post-game shows "Lakers Live," "Angels Live" and "Ducks Live" before joining the Lakers announcing team, Macdonald has also served as the play-by-play voice for UCLA men's basketball and football and Los Angeles Avengers football.

Having filled in as the Angels, Ducks and Los Angeles Kings play-by-play announcer over the years as well as the Lakers play-by-play announcer on both television and radio, Macdonald most notably called Kobe Bryant's historic 81-point game on January 22, 2006.

In his career, Macdonald's hosting duties have included the "UCLA Sports Magazine," the Emmy Award winning Kings pre-game show "Break the Ice," "Carl's Jr. Sports Roundtable," the Pac-10 basketball tournament from STAPLES Center, the multiple Emmy award winning nightly sports news program "Press Box" and live, phone-in talk show "It's Your Call."

Actively involved with charities such as the Special Olympics, the Ronald McDonald House, and the NBA's Read to Achieve, Macdonald's work on "Training for Life: The California Special Olympics" was awarded with yet another Emmy.

Born in Bronxville (NY) but moving to Corona del Mar (CA) at an early age, Macdonald attended the University of Southern California where he graduated in 1981 with a degree in communications.

Currently residing in Newport Coast, Macdonald is the proud father of three sons: twin boys, Kirk and Cory, and Billy Jr.





### ADRIAN GARCIA-MARQUEZ

One of the most diverse sports broadcasters in the country, Adrian Garcia-Marquez enters his fifth season as the team's Spanish-language television play-by-play announcer. Teaming with color commentator Francisco Pinto on the award-winning broadcast, the duo earned the 'Best Live Call' honor at the 2012 and 2015 NBA Broadcasting Awards, and most recently were part of the broadcast (versus Toronto on December 8th) that garnered a 2013 LA Area Emmy Award for Live Sports Coverage.

A venerable jack of all trades, Garcia-Marquez has more than a decade of experience in the industry, having broadcast games in English and/or Spanish for the Lakers, Los Angeles Galaxy, San Diego Chargers, Los Angeles Dodgers, Los Angeles Angels of Anaheim, Los Angeles Clippers and USC Trojans. A Southern California native, Garcia-Marquez's focus on the area's teams has made him one of the preeminent sports voices in the Southland.

Before joining the Lakers broadcast team, Garcia-Marquez was a network anchor and reporter for KMEX-TV in Los Angeles and at Univision Sports. Prior to that, he was FOX Deportes' lead Major League Baseball play-by-play announcer, calling four World Series for the network,

and was also featured as the top boxing announcer for Top Rank Boxing's 'Top Rank Live.'

Garcia-Marquez spent five years working for Telemundo Los Angeles at KVEA-TV and sister station KWHY-TV. There he served as a sports anchor and was named to the first ever U.S.-based Spanish-language broadcast Olympic team, where he called baseball and basketball for the 2004 games in Athens.

In 2001, Garcia-Marquez was hired by ESPN International and ESPN Deportes and served as an announcer, reporter and analyst on programs such as NFL Primetime, Sunday Night Football, Monday Night Football, Wednesday Night Baseball and Sunday Night Baseball. That same year, he was named the voice of the Boston Red Sox en Español before moving on to Univision and Teletutura, for whom he covered the 2002 FIFA World Cup in South Korea and Japan.

The Spanish radio play-by-play man for the Oakland A's in 2000 after hosting the San Diego Padres pregame show on K-1040 AM in 1999, Garcia-Marquez got his first break in 1998 with the San Diego Flash, calling soccer games on TV in Spanish. Over the years, he has also crossed over into English-language broadcasting, working for FSN Prime Ticket as a Dodgers reporter in 2007 and ESPN Radio 710 AM as a reporter and fill in co-host in 2008.

Garcia-Marquez currently resides in Corona with his wife Erica and children Andrea and Adrian Jr.

---

## SPANISH TELEVISION COLOR COMMENTATOR

---



### FRANCISCO PINTO

Francisco Pinto, a veteran television sports host, anchor and analyst for over 20 years, returns for his fifth season as the team's Spanish-language television color commentator. Pinto formed the Lakers inaugural Spectrum Deportes broadcast tandem alongside play-by-play announcer Adrian Garcia Marquez in 2012-13, and the pair have gone on to win the 2012 and 2015 NBA Broadcasting Award for Best Live Call and a 2013 LA Area Emmy Award for Live Sports Coverage for the contest between the Lakers and Raptors on December 8th of that year.

Prior to joining the Lakers broadcast team, Pinto spent 12 years with KMEX-TV, Univision's LA affiliate, where he was a sports anchor for seven years before switching to news and becoming a host on the station's morning newscast, Primera Edición. Having covered many of the biggest sporting events in the world, including two World Cups (2002 and 2006) and several NBA Finals, Super Bowls, World Series and world title boxing matches, in 2002, Pinto was the only television reporter from Los Angeles in New England when the Galaxy won its first MLS Cup.

Pinto, who began his broadcasting career in 1996 with a three-year stint as a sports and news anchor at KUVS-TV, Univision's affiliate for the Modesto, Stockton and Sacramento areas, has also hosted The Rose Parade in Pasadena on three occasions, interviewed dignitaries that include presidents and Nobel Prize winners and earned four Emmy nominations over the course of his career.

A native of Concepcion, Chile and former soccer player, Pinto studied Physical Education at the Universidad de Concepcion, where he played for the university's soccer team as well as the Deportes Concepcion Reserve Team. Pinto, who also played and coached squash in Chile, later came to the United States to study Sports Medicine at the Master's College in Santa Clarita, California.

He and his wife of 20 years, Rachel, reside in the South Bay with their two children, Sofia and Sebastian.



### JOHN IRELAND

Serving as the team's sideline reporter on KCAL-9 from 2002-11, John Ireland returns for his sixth season behind the mic as radio play-by-play announcer for the Lakers.

A four-time local Emmy Award winner for best sports reporting, Ireland currently co-hosts the Mason and Ireland Show on the Lakers flagship station 710 AM ESPNLA Radio.

A local talent who grew up in Corona del Mar and graduated from UCLA in 1985 with a degree in history, Ireland's career path took him to stations in Monroe (LA), Beaumont (TX) and San Diego (CA) before bringing him home to the Los Angeles area in 1995.

In addition to his studio and "roving reporter" work over the years, Ireland added the Los Angeles Clippers radio play-by-play announcer responsibilities to his resume in 1997, working five seasons in all for the team on a fill-in basis before joining the Lakers beat in 2002. A four-time recipient of the Southern California Sports Broadcasters (SCSB) Irv Kaze Radio Talk Show Host Award, Ireland also previously filled in on radio play-by-play duties for both UCLA and Lakers basketball games.

Ireland, who enjoys pick-up basketball and golf when away from work, is involved in numerous charity organizations that include Autism Speaks among others.

He and his wife, Leasa, reside in Manhattan Beach with their son, Jack.

## RADIO COLOR COMMENTATOR



### MYCHAL THOMPSON

A member of the Lakers championship teams in 1987 and 1988, Mychal Thompson enters his 14th season as the team's radio color commentator. Formerly the Minnesota Timberwolves television color analyst for two seasons, Thompson teams with play-by-play announcer John Ireland for all Lakers radio broadcasts.

Thompson, a standout at the University of Minnesota, averaged 20.8 points per game throughout his four-year collegiate career and was named All-America following both the 1976-77 and 1977-78 campaigns. The leading scorer in Golden Gopher history with 1,992 points, Thompson was the first overall selection in the 1978 NBA Draft by the Portland Trailblazers. In 12 seasons and 935 regular season games with the Trailblazers, Lakers and San Antonio Spurs, Thompson averaged 13.7 points, 7.4 rebounds and 2.3 assists.

Prior to joining the Lakers broadcast team, Thompson co-hosted a radio show in Portland, Ore. and also worked with the NBA's Vancouver Grizzlies, Seattle SuperSonics and Trailblazers as a television broadcast color analyst. Thompson also serves as Sports Ambassador for his native Bahamas.

Thompson and his wife, Julie, reside in Ladera Ranch and have three sons: Mychel, a professional basketball player with past NBA and NBA Development League experience, Klay, who won the 2015 NBA Championship as a member of the Golden State Warriors and has gold medals from the 2016 Olympic Games in Rio de Janeiro and the 2014 World Championship in Spain, and Trayce, who is currently an outfielder for the Los Angeles Dodgers.





**FERNANDO GONZALEZ**

Beginning his 21st season as a play-by-play announcer for the Lakers, Fernando Gonzalez serves as the Spanish Voice of the team, broadcasting every game on 1330 ESPN Deportes, the Lakers Spanish language flagship.

Gonzalez is quite familiar to the Lakers Spanish-speaking audience as he also served as the news director for KWHY-TV and anchored the popular sports news program "Mundo Deportivo." Gonzalez has received several accolades for his work including the 1995 Golden Mike Award for best sports segment.

Not limited to basketball, Gonzalez has also broadcast a variety of sporting events including World Cup soccer, the Olympic Games, professional boxing, NHL hockey and Pacific-10 football.

Born in Toluca, Mexico, Fernando graduated from La Universidad Autonoma del Estado de Mexico with a law degree.

He and his wife, Maria Teresa, have two children, Luis Fernando and Tatiana and have been residents of Los Angeles since coming to the United States in 1989.

---

**SPANISH RADIO COLOR COMMENTATOR**

---

**JOSE "PEPE" MANTILLA**

Since 1993, Jose "Pepe" Mantilla has served as color commentator for Lakers Spanish broadcasts, now serving his 24th season in that capacity with nearly 30 years of broadcasting experience overall. The original Spanish voice of the Lakers, Mantilla broadcasts every game to the team's large and growing Hispanic audience, and has not missed a single game in his over two-decades with the team. The Mexico native has seen the team claim five NBA titles during his tenure, which has included hosting "El Show de Los Lakers" and "Fiesta Lakers."

One of the most active sports journalists in Los Angeles, he is also a popular panelist for radio and TV sports shows, and as a result, was honored with the National Hispanic Media Coalition Impact Award in 2014. In addition to those duties, Pepe has managed to find time to broadcast the Olympics, MLB, the NFL, WNBA, the Pan American Games, college football and basketball, and a variety of soccer leagues and events, including several FIFA World Cups, MLS, the EPL, SERIE A, and Mexico's national soccer league. He was also the Spanish voice of USC Trojans football for multiple seasons since the turn of the century (most recently between 2012-14), and provided English commentary during the 2006 and 2010 FIFA World Cups for AM 570 radio, and 2014 World Cup for 710 AM.

A graduate of UNAM in Mexico, Pepe has one daughter, Mercedes, and one son, Andres from his late wife Ivonne, and makes his home in Irvine.



### LAWRENCE TANTER


Entering his 34th season as the Public Address Announcer for the Lakers, Lawrence Tanter is the longest-tenured PA announcer in franchise history and second-longest tenured in NBA history. Beginning in 1982 at the Great Western Forum and continuing to the present STAPLES Center, he has called over 1,500 games from his familiar seat at center court including three NBA All-Star games and 14 NBA Finals series. His mild demeanor coupled with his smooth delivery are unique to the NBA, ranging from the dissonant tone sensed in his voice with lines such as "Too Many Steps" to the cool declaration of "The Laker Girls."

Born in Chicago, Illinois, Tanter was a member of an Illinois state championship team while at Thornton High School. He later played at the University of Dubuque in Iowa.

A jazz historian and enthusiast, Tanter is a veteran of four decades of work at numerous radio stations throughout the Los Angeles area. He has interviewed over 500 recording artists, written liner notes for 20 albums, narrated several video games and done voice-overs for over 6,000 commercials.

Lawrence resides in Los Angeles and has one son, Miles.





# THE PLAYERS

|    |                      |
|----|----------------------|
| 24 | Tarik Black          |
| 28 | Anthony Brown        |
| 30 | Jose Calderon        |
| 34 | Jordan Clarkson      |
| 38 | Luol Deng            |
| 42 | Marcelo Huertas      |
| 44 | Brandon Ingram       |
| 46 | Timofey Mozgov       |
| 50 | Larry Nance Jr.      |
| 52 | Julius Randle        |
| 56 | D'Angelo Russell     |
| 60 | Lou Williams         |
| 64 | Yi Jianlian          |
| 68 | Nick Young           |
| 72 | Ivica Zubac          |
| 74 | Training Camp Roster |



28 | **TARIK BLACK**



# TARIK BLACK

#28 . FORWARD/CENTER . 6-9 . 250 . 2 YEARS PRO

| BORN                               | HIGH SCHOOL                  | COLLEGE | RESIDENCE     |
|------------------------------------|------------------------------|---------|---------------|
| November 22, 1991<br>(Memphis, TN) | Ridgeway HS<br>(Memphis, TN) | Kansas  | Redondo Beach |

## CAREER / PLAYOFF HIGHS

|          | CAREER                             | PLAYOFFS |
|----------|------------------------------------|----------|
| PTS      | 18 vs. Minnesota 4/10/15           | - - -    |
| MIN      | 35 vs. LA Lakers 11/19/14          | - - -    |
| FG       | 8 vs. Minnesota (twice) 4/10/15    | - - -    |
| FGA      | 12 vs. Utah 3/19/15                | - - -    |
| 3FG      | - - -                              | - - -    |
| 3FGA     | 1 vs. LA Clippers 11/28/14         | - - -    |
| FT       | 6 vs. Orlando 1/9/15               | - - -    |
| FTA      | 11 @ Toronto 3/27/15               | - - -    |
| OFF. REB | 9 vs. Memphis 12/3/14              | - - -    |
| DEF. REB | 16 vs. Dallas 4/12/15              | - - -    |
| REB      | 19 vs. Dallas 4/12/15              | - - -    |
| AST      | 3 @ Memphis (4 times) 3/22/16      | - - -    |
| STL      | 2 @ LA Clippers (3 times) 4/5/16   | - - -    |
| BLK      | 2 vs. Sacramento (7 times) 3/15/16 | - - -    |

## CAREER REGULAR SEASON STATISTICS

| Year   | Team    | G   | GS | MIN  | FG  | FGA | PCT  | 3FG | 3FGA | PCT  | FT | FTA | PCT  | OFF | DEF | TOT | A  | PF  | DQ | STL | TO | BLK | PTS | AVG |
|--------|---------|-----|----|------|-----|-----|------|-----|------|------|----|-----|------|-----|-----|-----|----|-----|----|-----|----|-----|-----|-----|
| 14-15  | HOU-LAL | 63  | 39 | 1195 | 157 | 273 | .575 | 0   | 1    | .000 | 65 | 118 | .551 | 142 | 226 | 368 | 42 | 158 | 2  | 19  | 48 | 24  | 379 | 6.0 |
| 15-16  | LAL     | 39  | 0  | 496  | 57  | 104 | .548 | 0   | 0    | ---  | 19 | 45  | .422 | 44  | 113 | 157 | 16 | 78  | 0  | 14  | 22 | 18  | 133 | 3.4 |
| TOTALS |         | 102 | 39 | 1691 | 214 | 377 | .568 | 0   | 1    | .000 | 84 | 163 | .515 | 186 | 339 | 525 | 58 | 236 | 2  | 33  | 70 | 42  | 512 | 5.0 |

**HOW ACQUIRED:** Awarded to the Lakers on a waiver claim on December 28, 2014.

**2015-16:** In 39 games as a reserve, averaged 3.4 points, 4.0 rebounds, 0.4 assists, 0.36 steals and 0.46 blocks over 12.7 minutes ... Notched one double-digit scoring game ... Had seven points and eight rebounds in 18 minutes 11/3 vs. DEN ... Scored seven points with six rebounds 11/6 at BKN ... Notched eight points (4-6 FG) and four rebounds 11/8 at NYK ... Tied for the team lead with seven rebounds and led the team with a +14 rating 11/10 at MIA ... Had six points and six rebounds in 12 minutes 11/24 at GSW ... Had four offensive rebounds (six total) and six points 1/14 at GSW ... Scored six points on 3-4 shooting with six rebounds 1/16 at UTA ... Grabbed eight rebounds with four points 2/6 at SAS ... Scored six points with seven rebounds and had a team-high +14 rating in 18 minutes 3/2 at DEN ... Had a career-high tying two blocks 3/15 vs. SAC ... Notched six points and six rebounds with two steals 4/5 at LAC ... Tallied 11 points (4-5 FG) and five rebounds 4/6 vs. LAC ... Posted eight points with seven rebounds 4/10 at HOU ... Totaled four points and seven rebounds 4/13 vs. UTA ... DNP-CD 22 times ... Inactive on 21 occasions (12/2-1/1, 1/8-1/10, 1/29-1/31) ... **NBA D-League:** Played in eight games while on assignment with the Los Angeles D-Fenders, averaging 17.1 points, 11.8 rebounds, 2.0 blocks, and 1.2 assists in 32.3 minutes.

**CAREER:** Seen action in 102 career NBA games ... Owns career averages of 5.0 points (.548 FG%), and 5.1 rebounds in 16.6 minutes ... Scored 10+ points 12 times and grabbed 10+ rebounds five times, for four double-doubles (all as a Laker) ... Signed as an undrafted free agent with the Houston Rockets on August 27, 2014 ... Waived by Houston on December 26, 2014 ... Re-signed by the Lakers on August 24, 2016.

**2014-15:** Appeared in 63 games (39 starts), averaging 6.0 points, 5.8 rebounds, 0.7 assists, 0.30 steals and 0.38 blocks in 19.0 minutes with Los Angeles and Houston ... In 38 games (27 starts) with Los Angeles, averaged 7.2 points, 6.3 rebounds, 0.9 assists, 0.34 steals and 0.58 blocks in 21.1 minutes ... Averaged 4.2 points and 5.1 rebounds (2.3 offensive) in 15.7 minutes over 25 games (12 starts) with Houston ... Totaled 14 games of 10+ points, seven games of 10+ rebounds, and five double-doubles ... Ranked among rookie league leaders in rebounds (3rd/5.8) and offensive rebounds (2nd/2.3) per game ... Grabbed a career-high 19 rebounds 4/12 vs. Dallas, becoming the first Lakers rookie since Leroy Ellis on 2/24/63 to have at least 19 rebounds ... Became the first rookie to achieve that many boards in a game (19) in 2014-15, and just the fourth rookie (D. Blair, G. Dieng, J. Henson) to achieve that feat in the last six seasons ... Of the 19 rebounds, 16 were defensive rebounds, and also a career mark ... In 20 games after being reinserted into the starting lineup at the center position, averaged 9.3 points (60.5% shooting) and 7.5 rebounds ... Had a streak of four-consecutive 10+ point outings (4/1 vs. New Orleans - 4/7 at L.A. Clippers), while shooting 67.6% (23-34) in that span ... Set a career-high with 18 points (tying a career mark with eight FGM on just nine FGA) to go with 10 rebounds 4/10 vs. Minnesota ... Recorded first career double-double with 10 points and 11 rebounds 12/3 vs. Memphis ... Tallied five points and three rebounds in Lakers debut 1/7 at L.A. Clippers ... Tallied 16 points on a career-best eight field goals 4/1 vs. New Orleans ... Missed two games due to a right ankle sprain (1/21-1/23) ... DNP-CD 11 times ... **NBA D-League:** Played in one game on assignment with the Los Angeles D-Fenders, finishing with 23 points (9-14 FG) and 12 rebounds in 33 minutes 1/3 vs. Reno.







## TARIK BLACK

**COLLEGE:** Appeared in a combined 135 games over four seasons at Kansas and Memphis, averaging 8.4 points, 4.7 rebounds, 0.3 assists and 1.08 blocks in 20.7 minutes ... Senior (2013-14) (Kansas): Started 15 times and played in 33 games ... Averaged 15.0 points in the NCAA Tournament, including a game-high 18 points 3/23 vs. Stanford ... Averaged 11.0 rebounds in the Big 12 Championship ... Notched a season-high 19 points (9-9 FG) on Senior Night, the best efficiency by a Jayhawk since 1990 ... Finished career with 1,128 points ... Big 12 Newcomer of the Week (12/23) ... Junior (2012-13) (Memphis): Played in 32 games (five starts) ... Averaged 20.8 minutes, 8.1 points and 4.8 rebounds per game ... Led Conference USA in field goal percentage (58.9%) for the second-straight season ... Had 10 games with double-figure scoring and one with 10-plus boards ... Named to the Tiger Academic 30 for the 2013 spring semester for having the highest grade-point average on the team... Sophomore (2011-12) (Memphis): Named to the C-USA All-Defensive Team and Second-Team All C-USA ... Played in all 35 games (31 starts), averaging 10.7 points, 4.9 rebounds and 1.5 blocked shots ... Led Memphis in rebounding nine times ... Pulled down five-plus rebounds 16 times and 10-plus boards four times ... Had 18 games with double-figure scoring ... Set the Memphis single-season field goal percentage record at 68.9% ... Ranked among the C-USA leaders in field goal percentage (1st/.698) and blocked shots (6th/1.5) ... Shot 76.5% in postseason play (C-USA and NCAA tournaments) ... Had a double-double with 15 points and a career-high tying 13 rebounds 3/8 vs. UTEP in the C-USA Tournament quarterfinals ... Shot 71.7% from the field in league play ... Freshman (2010-11) (Memphis): Member of the C-USA All-Freshman Team ... Played in all 35 games and made 24 starts, including 18 of the final 19 contests ... Led Memphis in rebounding 10 times ... Grabbed five or more rebounds 21 times.

**PERSONAL:** Full name is Tarik Bernard Black... First name pronounced TAR-ick ... Born in Memphis, TN ... Parents are Lawrence Black and Judith Moore ... Has two older siblings, Bilal and Amal ... Father played college basketball ... Graduated from Memphis with a degree in organizational leadership ... Working on a master's degree in African and African American Studies ... First played organized basketball in 9th grade at the age of 15 ... Spent time playing baseball in middle school ... Has musical talent, having played the trumpet for eight years ... Led his high school teams to District 15-AAA titles as a junior and senior ... Partnered with the Lakers to give back to the community at various charitable events, including the Read to Achieve Grand Prize Event, the Fit For Life Health Clinic, Camp Lakers and the Lakers Youth Foundation Golf Tournament ... Involved with the NBPA, participating in Real Estate and Business, and Entrepreneurship and Franchising symposiums during the offseason.





**DOUBLE-DIGIT REBOUND OUTINGS AS A LAKER**

| <u>Game</u>   | <u>Date</u> | <u>ORB</u> | <u>DRB</u> | <u>TRB</u> |
|---------------|-------------|------------|------------|------------|
| vs. Dallas    | 4/12/15     | 3          | 16         | 19         |
| vs. New York  | 3/12/15     | 3          | 8          | 11         |
| vs. Utah      | 3/19/15     | 2          | 8          | 10         |
| @ Toronto     | 3/27/15     | 5          | 5          | 10         |
| vs. Minnesota | 4/10/15     | 3          | 7          | 10         |

**DOUBLE-DIGIT SCORING OUTINGS AS A LAKER**

| <u>Game</u>       | <u>Date</u> | <u>FGM</u> | <u>FGA</u> | <u>Points</u> |
|-------------------|-------------|------------|------------|---------------|
| vs. Minnesota     | 4/10/15     | 8          | 9          | 18            |
| @ L.A. Clippers   | 4/7/15      | 6          | 9          | 16            |
| vs. New Orleans   | 4/1/15      | 8          | 10         | 16            |
| vs. Orlando       | 1/9/15      | 4          | 4          | 14            |
| vs. Utah          | 3/19/15     | 6          | 12         | 13            |
| vs. L.A. Clippers | 4/6/16      | 4          | 5          | 11            |
| @ Minnesota       | 3/25/15     | 5          | 6          | 11            |
| vs. L.A. Clippers | 4/5/16      | 4          | 5          | 10            |
| vs. Dallas        | 4/12/15     | 3          | 5          | 10            |
| vs. Portland      | 4/3/15      | 5          | 10         | 10            |
| vs. New York      | 3/12/15     | 3          | 5          | 10            |
| vs. Detroit       | 3/10/15     | 5          | 9          | 10            |

**DOUBLE-DOUBLES AS A LAKER**

| <u>Game</u>   | <u>Date</u> | <u>Rebounds</u> | <u>Points</u> |
|---------------|-------------|-----------------|---------------|
| vs. Minnesota | 4/10/15     | 10              | 18            |
| vs. Utah      | 3/19/15     | 10              | 13            |
| vs. New York  | 3/12/15     | 11              | 10            |
| vs. Dallas    | 4/12/15     | 19              | 10            |





3 | ANTHONY BROWN



# ANTHONY BROWN

#3 . GUARD/FORWARD . 6-7 . 210 . 1 YEAR PRO

|   |   |                            |                               |
|---|---|----------------------------|-------------------------------|
| <b>BORN</b><br>October 10, 1992<br>(Bellflower, CA) | <b>HIGH SCHOOL</b><br>Ocean View HS<br>(Huntington Beach, CA) | <b>COLLEGE</b><br>Stanford | <b>RESIDENCE</b><br>Hawthorne |
|---|---|----------------------------|-------------------------------|

## CAREER / PLAYOFF HIGHS

|          | CAREER                   |         | PLAYOFFS |
|----------|--------------------------|---------|----------|
| PTS      | 10 @ Portland (twice)    | 1/23/16 | -        |
| MIN      | 35 vs. Atlanta           | 3/4/16  | -        |
| FG       | 4 vs. Houston            | 1/17/16 | -        |
| FGA      | 9 vs. Chicago (twice)    | 1/28/16 | -        |
| 3FG      | 3 @ Utah                 | 1/16/16 | -        |
| 3FGA     | 5 vs. Atlanta (4 times)  | 3/4/16  | -        |
| FT       | 2 vs. Atlanta (7 times)  | 3/4/16  | -        |
| FTA      | 3 vs. New Orleans        | 1/12/16 | -        |
| OFF. REB | 1 vs. Brooklyn (9 times) | 3/1/16  | -        |
| DEF. REB | 6 @ Utah                 | 1/16/16 | -        |
| REB      | 7 @ Utah                 | 1/16/16 | -        |
| AST      | 3 @ LA Clippers (twice)  | 1/29/16 | -        |
| STL      | 2 vs. Memphis (twice)    | 2/26/16 | -        |
| BLK      | 2 vs. Oklahoma City      | 1/8/16  | -        |

## CAREER REGULAR SEASON STATISTICS

| Year          | Team | G         | GS        | MIN        | FG        | FGA        | PCT         | 3FG       | 3FGA      | PCT         | FT        | FTA       | PCT         | OFF      | DEF       | TOT       | A         | PF        | DQ       | STL       | TO        | BLK      | PTS        | AVG        |
|---------------|------|-----------|-----------|------------|-----------|------------|-------------|-----------|-----------|-------------|-----------|-----------|-------------|----------|-----------|-----------|-----------|-----------|----------|-----------|-----------|----------|------------|------------|
| 15-16         | LAL  | 29        | 11        | 599        | 39        | 126        | .310        | 20        | 70        | .286        | 17        | 20        | .850        | 9        | 61        | 70        | 19        | 34        | 0        | 14        | 15        | 5        | 115        | 4.0        |
| <b>TOTALS</b> |      | <b>29</b> | <b>11</b> | <b>599</b> | <b>39</b> | <b>126</b> | <b>.310</b> | <b>20</b> | <b>70</b> | <b>.286</b> | <b>17</b> | <b>20</b> | <b>.850</b> | <b>9</b> | <b>61</b> | <b>70</b> | <b>19</b> | <b>34</b> | <b>0</b> | <b>14</b> | <b>15</b> | <b>5</b> | <b>115</b> | <b>4.0</b> |

**HOW ACQUIRED:** Selected by the Lakers in the second round (34th overall) of the 2015 NBA Draft.

**2015-16:** Played in 29 games (11 starts), posting averages of 4.0 points, 2.4 rebounds, 0.7 assists, 0.48 steals and 0.17 blocks in 20.6 minutes ... Scored in double-figures on two occasions ... Finished in double-figures for the second time in four games 1/23 at POR, scoring 10 points (2-2 3FG) to match his career-high ... Previously set career-highs in points (10) and field goals made (four) 1/17 vs. HOU a night after tying his previous career marks with nine points and three FGM 1/16 at UTA ... Set career-highs with a team-high seven rebounds 1/16 at UTA ... Started and led the team with 32 minutes 2/26 vs. MEM, tallying five points, five rebounds, two assists, and two steals ... Hit two three-pointers en route to nine points with four rebounds 1/12 vs. NOP ... As a starter, scored five points with five rebounds and a steal 1/1 vs. PHI ... In first career start, totaled four points, one assist, one rebound and two steals 12/19 at OKC ... Scored five points in four minutes in NBA debut 10/30 at SAC ... Missed 20 games due to injury, including one with a sprained right ankle (2/10) and 19 due to a stress reaction, right foot (3/6-4/13) ... DNP-CD 14 times ... Inactive 39 times ... **NBA D-League:** Played in seven games while on assignment with the Los Angeles D-Fenders, averaging 14.6 points, 4.0 rebounds, and 1.7 assists in 33.6 minutes.

**COLLEGE:** In 144 career games (106 starts) at Stanford, averaged 10.8 points, 4.8 rebounds, 1.6 assists and 0.69 steals ... Senior (2014-15): Pac-12 All-Academic Second Team honoree, All-Pac-12 Honorable mention and Julius Erving Small Forward of the Year Award candidate ... Appeared in 37 games, making 36 starts for the Cardinal ... Averaged 14.8 points, a team-high 6.9 rebounds, and 2.5 assists per game ... Shot 43.1% from the field, 44.1% from three-point range, and 79.5% from the free throw line ... Scored a season-high 26 points to go with eight rebounds and four assists against Vanderbilt on 3/24 ... Redshirt Junior (2013-14): Selected as the Pac-12 Most Improved Player of the Year, while earning Pac-12 All-Academic First Team honors ... Started 35 of 36 games played, averaging 12.3 points, 5.0 rebounds, and 2.1 assists per game ... Shot 47.5% from the field, 45.3% from three-point range, and 78.5% from the free throw line ... Tallied a career-high 30 points (8-10 FG, 10-11 FT) 2/15 at Washington State ... Junior (2012-13): Pac-12 All-Academic Honorable Mention honoree ... Played in four games (two starts), before missing the remainder of the season with a hip injury ... Sophomore (2011-12): Pac-12 All-Academic Honorable Mention honoree ... Played in all 37 games, making 21 starts and averaging 8.1 points, 4.0 rebounds, and 1.0 assists per game ... Freshman (2010-11): Scored in double-figures 15 times, earning a selection to the Pac-10 All-Freshman Team ... Appeared in 30 games (12 starts), averaging 8.7 points, and 3.2 rebounds per game ... Block "S" outstanding Freshman award recipient.

**PERSONAL:** Parents are Quentin and Raquel Brown ... Quentin played basketball at UC Irvine ... Graduated with a degree from Stanford in Communication ... Attended Ocean View High School in Huntington Beach, where he was a four-year letterwinner in basketball ... No. 7 ranked small forward, No. 41 player overall and a four-star recruit by Scout.com ... Averaged 14.0 points and 6.0 rebounds per game as a junior, and was named CIF Southern Section Player of the Year, a first-team all-state pick and league MVP ... Member of the USA Basketball U19 World Championship Team in 2011 that played in Latvia, appearing in five contests and averaging 3.6 points and 1.8 rebounds in 11.4 minutes per game ... Favorite non-NBA sports team is the San Diego Chargers ... Person most admired is Martin Luther King, Jr. ... Lists Serena Williams as athlete admired outside of the NBA ... Favorite actor is Denzel Washington ... A fixture at Camp Lakers, helping with the camp each of the last two offseasons.





LOS ANGELES  
**LAKERS**

5 | JOSÉ CALDERÓN



# JOSÉ CALDERÓN

#5 • GUARD • 6-3 • 200 • 11 YEARS PRO

| BORN  | PRIOR TO NBA                          | HOME COUNTRY | RESIDENCE       |
|---|---------------------------------------|--------------|-----------------|
| September 28, 1981<br><small>(Villanueva de la Serena, Spain)</small> | TAU Vitoria<br><small>(Spain)</small> | Spain        | Manhattan Beach |

## CAREER / PLAYOFF HIGHS

|          | CAREER                    |          | PLAYOFFS                  |
|----------|---------------------------|----------|---------------------------|
| PTS      | 30 vs. L.A. Lakers        | 2/12/12  | 25 vs. New Jersey         |
| MIN      | 54 vs. Portland           | 1/13/08  | 38 vs. New Jersey         |
| FG       | 13 vs. L.A. Lakers        | 2/12/12  | 12 vs. New Jersey         |
| FGA      | 21 vs. Washington         | 3/7/08   | 20 vs. New Jersey         |
| 3FG      | 7 @ Dallas (3 times)      | 11/26/14 | 4 vs. Orlando             |
| 3FGA     | 10 @ Washington (4 times) | 1/1/14   | 8 vs. Orlando             |
| FT       | 9 vs. Detroit             | 11/5/08  | 2 vs. Orlando (3 times)   |
| FTA      | 9 vs. Detroit (twice)     | 11/5/08  | 2 vs. Orlando (4 times)   |
| OFF. REB | 3 vs. Miami (5 times)     | 11/30/14 | 3 vs. Orlando             |
| DEF. REB | 10 vs. Houston            | 12/16/12 | 4 vs. San Antonio (twice) |
| REB      | 10 vs. Miami (4 times)    | 11/30/14 | 7 vs. Orlando             |
| AST      | 19 vs. Minnesota (twice)  | 2/4/11   | 13 vs. Orlando            |
| STL      | 5 vs. L.A. Lakers         | 1/7/14   | 4 @ New Jersey            |
| BLK      | 2 vs. Dallas (twice)      | 12/14/12 | -                         |

## CAREER REGULAR SEASON STATISTICS

| Year          | Team    | G          | GS         | MIN          | FG          | FGA         | PCT         | 3FG        | 3FGA        | PCT         | FT         | FTA         | PCT         | OFF        | DEF         | TOT         | A           | PF          | DQ       | STL        | TO          | BLK       | PTS         | AVG        |
|---------------|---------|------------|------------|--------------|-------------|-------------|-------------|------------|-------------|-------------|------------|-------------|-------------|------------|-------------|-------------|-------------|-------------|----------|------------|-------------|-----------|-------------|------------|
| 05-06         | TOR     | 64         | 11         | 1487         | 132         | 312         | .423        | 7          | 43          | .163        | 78         | 92          | .848        | 30         | 111         | 141         | 288         | 93          | 0        | 42         | 101         | 4         | 349         | 5.5        |
| 06-07         | TOR     | 77         | 11         | 1614         | 263         | 505         | .521        | 25         | 75          | .333        | 117        | 143         | .818        | 21         | 113         | 134         | 387         | 136         | 0        | 63         | 110         | 5         | 668         | 8.7        |
| 07-08         | TOR     | 82         | 56         | 2484         | 367         | 707         | .519        | 79         | 184         | .429        | 109        | 120         | .908        | 34         | 202         | 236         | 678         | 134         | 0        | 87         | 126         | 6         | 922         | 11.2       |
| 08-09         | TOR     | 68         | 68         | 2333         | 320         | 644         | .497        | 82         | 202         | .406        | 151        | 154         | .981        | 16         | 178         | 194         | 607         | 114         | 0        | 74         | 143         | 7         | 873         | 12.8       |
| 09-10         | TOR     | 68         | 39         | 1817         | 274         | 568         | .482        | 68         | 171         | .398        | 83         | 104         | .798        | 23         | 119         | 142         | 404         | 135         | 1        | 47         | 99          | 7         | 699         | 10.3       |
| 10-11         | TOR     | 68         | 55         | 2102         | 262         | 596         | .440        | 57         | 156         | .365        | 88         | 103         | .854        | 30         | 172         | 202         | 605         | 143         | 0        | 81         | 148         | 7         | 669         | 9.8        |
| 11-12         | TOR     | 53         | 53         | 1799         | 218         | 477         | .457        | 59         | 159         | .371        | 60         | 68          | .882        | 19         | 141         | 160         | 469         | 94          | 0        | 47         | 104         | 3         | 555         | 10.5       |
| 12-13         | TOR/DET | 73         | 58         | 2159         | 312         | 635         | .491        | 130        | 282         | .461        | 72         | 80          | .900        | 20         | 156         | 176         | 518         | 99          | 0        | 58         | 126         | 8         | 826         | 11.3       |
| 13-14         | DAL     | 81         | 81         | 2468         | 341         | 748         | .456        | 191        | 425         | .449        | 52         | 63          | .825        | 29         | 163         | 192         | 377         | 136         | 0        | 69         | 103         | 11        | 925         | 11.4       |
| 14-15         | NYK     | 42         | 42         | 1270         | 147         | 354         | .415        | 59         | 142         | .415        | 29         | 32          | .906        | 19         | 105         | 124         | 198         | 76          | 0        | 31         | 75          | 0         | 382         | 9.1        |
| 15-16         | NYK     | 72         | 72         | 2024         | 209         | 455         | .459        | 84         | 203         | .414        | 42         | 48          | .875        | 22         | 207         | 229         | 299         | 135         | 1        | 63         | 87          | 7         | 544         | 7.6        |
| <b>TOTALS</b> |         | <b>748</b> | <b>546</b> | <b>21557</b> | <b>2845</b> | <b>6001</b> | <b>.474</b> | <b>841</b> | <b>2042</b> | <b>.412</b> | <b>881</b> | <b>1007</b> | <b>.875</b> | <b>263</b> | <b>1667</b> | <b>1930</b> | <b>4830</b> | <b>1295</b> | <b>2</b> | <b>662</b> | <b>1222</b> | <b>65</b> | <b>7412</b> | <b>9.9</b> |

## CAREER POSTSEASON STATISTICS

| Year          | Team | G         | GS       | MIN        | FG        | FGA        | PCT         | 3FG       | 3FGA      | PCT         | FT        | FTA       | PCT         | OFF      | DEF       | TOT       | A         | PF        | DQ       | STL      | TO        | BLK      | PTS        | AVG         |
|---------------|------|-----------|----------|------------|-----------|------------|-------------|-----------|-----------|-------------|-----------|-----------|-------------|----------|-----------|-----------|-----------|-----------|----------|----------|-----------|----------|------------|-------------|
| 06-07         | TOR  | 6         | 1        | 146        | 35        | 69         | .507        | 3         | 12        | .250        | 5         | 6         | .833        | 2        | 8         | 10        | 32        | 12        | 0        | 5        | 15        | 0        | 78         | 13.0        |
| 07-08         | TOR  | 5         | 0        | 120        | 22        | 50         | .440        | 10        | 21        | .476        | 5         | 5         | 1.000       | 4        | 14        | 18        | 35        | 15        | 0        | 1        | 6         | 0        | 59         | 11.8        |
| 13-14         | DAL  | 7         | 7        | 191        | 30        | 65         | .462        | 11        | 23        | .478        | 1         | 1         | 1.000       | 2        | 7         | 9         | 31        | 16        | 0        | 1        | 7         | 0        | 72         | 10.3        |
| <b>TOTALS</b> |      | <b>18</b> | <b>8</b> | <b>456</b> | <b>87</b> | <b>184</b> | <b>.473</b> | <b>24</b> | <b>56</b> | <b>.429</b> | <b>11</b> | <b>12</b> | <b>.917</b> | <b>8</b> | <b>29</b> | <b>37</b> | <b>98</b> | <b>43</b> | <b>0</b> | <b>7</b> | <b>28</b> | <b>0</b> | <b>209</b> | <b>11.6</b> |

**HOW ACQUIRED:** Acquired by the Lakers from the Chicago Bulls along with a 2018 second round draft pick and a 2019 second round draft pick in exchange for Ater Majok on July 7, 2016. (Signed as a free agent with the Toronto Raptors on August 3, 2005).

**2015-16:** (New York Knicks): Ranked 10th in the NBA in three-point field goal percentage (.414) ... Averaged 7.6 points, 4.1 assists, and 3.2 rebounds in 28.1 minutes over 72 games (72 starts). Finished third in the NBA in assists-to-turnover ratio (3.43) ... Ended the 2015-16 season ranked 11th among active NBA players in total assists (4,829) and eighth among active players in three-point field goal percentage (.412). Led the Knicks in assists 32 times, dishing out a season-high 12 assists on 3/9 at Phoenix ... Notched nine games with at least five assists and no turnovers ... Shot .875 from the free throw line ... Scored a season-high 23 points at Orlando on 11/25 ... Clinched the victory at Atlanta on 1/5 with the go-ahead layup with 18 seconds remaining ... Hit the go-ahead three-pointer with 0.2 seconds remaining vs. the Lakers in Los Angeles, to give New York a 90-87 victory ... Nearly notched a triple-double on 3/24, tallying 12 points, seven rebounds, and seven assists in a win over Chicago ... Missed 10 games due to injury ... Missed .four games (1/28-2/2) with a sore right groin ... Sat out the final six games of the season with a bruised right quadriceps ... Listed as inactive nine times.

**CAREER:** Played in 748 career NBA games, making 546 starts for the Raptors, Pistons, Mavericks, and Knicks ... Owns career averages of 9.9 points, 6.5 assists, and 2.6 rebounds in 28.8 minutes ... Led the NBA in three-point field goal percentage in 2012-13, shooting .461 from long range ... Shot the all-time league record for free throw percentage during a season, shooting .981 from the line during the 2008-09 season ... Signed as a free agent with the Toronto Raptors on August 3, 2005 ... Acquired by the Detroit Pistons on January 30, 2013 after eight seasons in Toronto ... Signed as a free agent with the Dallas Mavericks on July 11, 2013 ... Acquired by the New York Knicks on June 25, 2014 ... Acquired by the Chicago Bulls on June 22, 2016 ... Acquired by the Los Angeles Lakers on July 7, 2016 ... Scored 10+ points in 380 career games, dished out 10+ assists in 151 games, and grabbed 10+ rebounds four times ... Tallied 97 double-doubles for his career, including two triple-doubles ... Saw action in 18 career postseason games (eight starts) for the Raptors and Mavericks, averaging 11.6 points, 5.4 assists, and 2.1 steals in 25.4 minutes.





## JOSÉ CALDERÓN

**2014-15:** (New York Knicks): Started all 42 games played ... Averaged a team-high 4.7 assists, along with 9.1 points (.415) in 30.2 minutes ... Led the Knicks in assists 24 times ... Scored a season-high 21 points on two occasions ... Notched a season-high 10 assists on 12/21 at Toronto ... Finished with three games of five assists and no turnovers ... Tied single-game career highs for three-point field goals made (7) and rebounds (10) in a 21 point, 10 rebound outing at Dallas on 11/26 ... Missed a total of 40 games due to injury, the most in his career ... Sat out the first 13 games of the season with a strained right calf ... Started 42 of the Knicks next 43 games, missing one contest due to a contused left knee ... Missed the season's final 26 games (2/27-4/15) with a strained left Achilles.

**2013-14:** (Dallas Mavericks): Averaged 11.4 points, 4.7 assists, and 2.4 rebounds in 30.5 minutes ... Started all 81 games played ... Ranked fourth in the NBA in assist-to-turnover ratio (3.66), fourth in three-point field goal percentage (.449), and seventh in three-point field goals made (career-high 191) ... Dished out a season-high 111 assists in first game of the season vs. Atlanta ... Scored a season-high 23 points on 12/20 vs. Toronto ... Finished with a career-high five steals, 12 points, and eight assists vs. the Lakers on 1/7 ... Started all seven games in the first-round Playoff series loss to San Antonio ... Tallied 10.3 points and 4.4 assists in 27.3 minutes during the Playoffs ... Missed one game on 11/30 vs. Minnesota with contused right ankle.

**2012-13:** (Toronto Raptors/Detroit Pistons): Led the NBA in three-point percentage, shooting .461 from distance ... Ranked 13 in the NBA in assists (7.1), finishing second in assist-to-turnover ratio (4.11) ... Started the season with Toronto, playing in 45 games (30 starts) ... Traded to the Detroit Pistons on January 30 as part of a 3-team trade ... Played the remaining 28 games (all starts) of the season with Detroit ... Recorded six 20-point scoring games ... Scored a season-high 24 points with Detroit vs. Washington on 2/13 ... Notched his first two career triple-doubles, tallying 13 points, 10 rebounds, and 10 assists on 11/13 at Indiana ... Tallied 18 points, 14 assists, and 10 rebounds on 12/16 vs. Houston.

**2011-12:** (Toronto Raptors): Tops in the NBA in assist-to-turnover ratio (4.5), ranking fourth in the league in assists per game (8.8) ... Scored a career-high 30 points vs. the Lakers on 2/12 ... Averaged 10.5 points, 8.8 assists, and 3.0 rebounds in 33.9 minutes over 53 games played (all starts) ... Notched 11 double-doubles ... Dished out a season-high 17 assists vs. Washington on 2/3 ... Missed 12 games due to injury ... Sat out five games in March with a sprained right ankle ... Missed the final seven games of the season due to a right eye injury suffered on 4/4 at Philadelphia.

**2010-11:** (Toronto Raptors): Averaged a career-high-tying 8.9 assists (fifth in the NBA) ... Ranked second in assist-to-turnover ratio (4.1) ... Averaged 9.8 points and 3.0 rebounds to go with his 8.9 assists in 30.9 minutes ... Started 55-of-68 games played ... Tied his career high with 19 assists vs. Minnesota on 2/4 ... Missed four games in December with a sore left foot ... Sat out seven of the last eight games of the season due to a sore left hamstring.

**2009-10:** (Toronto Raptors): Ranked 12th in the NBA in assists (5.9) and third in assist-to-turnover ratio (4.1) ... Recorded a career-high streak of 124 consecutive minutes without a turnover (11/27-12/1) ... Connected on a career-high seven three-point field goals made at Golden State on 3/13 ... Averaged 10.3 points, 5.9 assists, and 2.1 rebounds in 26.7 minutes ... Played in 68 games (39 starts) ... Missed 14 games due to injury (sore left hip, sore right ankle, right elbow laceration).

**2008-09:** (Toronto Raptors): Led the NBA in free throw percentage, setting the all-time NBA record (.981) ... Ranked fourth in assists (8.9) ... Averaged 12.8 points along with his 8.9 assists ... Started all 68 games played ... Connected on 151-of-154 free throws, including a streak of 87-straight free throws made (second longest streak in NBA history) ... Led the NBA in assist-to-turnover ratio (4.21) for the second consecutive season ... Missed 14 games due to a strained right hamstring.

**2007-08:** (Toronto Raptors): Appeared in all 82 games (56 starts) ... Averaged 11.2 points, 8.3 assists (5th most in the NBA), and 2.9 rebounds in 30.3 minutes ... Led the NBA with a 5.38 assist-to-turnover ratio ... Played in a career-high 54 minutes in a two overtime win vs. Portland on 1/13.





**2006-07:** (Toronto Raptors): Played in 77 games (11 starts) ... Averaged 8.7 points, 5.0 assists, and 1.7 rebounds in 21.0 minutes ... Ranked fourth in the NBA with an assist-to-turnover ratio of 3.52 ... Missed five games due to injury (sprained left ankle, lower back contusion).

**2005-06:** (Toronto Raptors): Averaged 5.5 points, 4.5 assists, and 2.2 rebounds as a rookie ... Started 11-of-64 games played, tallying 23.2 minutes per contest ... Dished out 10+ assists on five occasions, tallying two double-doubles ... Ranked 14th in the NBA in assist-to-turnover ratio (3.52) ... Missed five games due to injury (bruised/sore right heel, left Achilles tendinitis).

**INTERNATIONAL:** (Toronto Raptors): Played six seasons in the Spanish pro leagues ... Competed for Tau Vitoria in three Euroleague seasons, averaging 9.0 points per game ... Helped Spain win bronze at EuroBasket 2013 ... Part of the 2006 FIBA World Championship team ... Won the 2004 Spanish National Cup with Tau Cerámica ... Silver medalist with the Spanish National Team at the 2003 European Championship ... Four-time Olympian (2004, 2008, 2012, 2016) ... Olympic silver medalist in 2008 and 2012, and bronze medalist in 2016.

**PERSONAL:** Born José Manuel Calderón Borrillo ... Last name pronounced "CALL-der-own" ... Favorite sports team is Real Madrid Soccer Club ... Owns a pig farm in Spain ... Finalist for the NBA's 2015-16 Stokes-Twyman Teammate of the Year award, which goes to the player who is deemed the best teammate based on his selfless play, his on-and-off-court leadership as a mentor and role model, and his commitment and dedication to his team ... Joined Knicks teammate Arron Afflalo to host 500 fans at Knicks/Chase Tri-State Tour ... Teamed with Knicks teammates and New York Liberty legends to host 125 children at Knicks/Liberty Holiday Basketball Clinic at MSG Training Center ... Athlete-ambassador for Right To Play, an international organization that uses specially-designed sport and play programs to improve health, build life skills, and foster peace for children and communities affected by war, poverty, and disease ... Visited Zambia as part of UNICEF Zambia education, water, and sanitation programs.





6 | JORDAN CLARKSON



# JORDAN CLARKSON

#6 . GUARD . 6-5 . 194 . 2 YEARS PRO

| BORN                        | HIGH SCHOOL                 | COLLEGE  | RESIDENCE   |
|-----------------------------|-----------------------------|----------|-------------|
| June 7, 1992<br>(Tampa, FL) | Wagner<br>(San Antonio, TX) | Missouri | Playa Vista |

## CAREER / PLAYOFF HIGHS

|          | CAREER                      |          |   | PLAYOFFS |
|----------|-----------------------------|----------|---|----------|
| PTS      | 30 vs. Denver (twice)       | 11/3/15  | - | -        |
| MIN      | 47 @ Sacramento             | 4/13/15  | - | -        |
| FG       | 12 vs. Denver (4 times)     | 11/3/15  | - | -        |
| FGA      | 21 vs. Golden State (twice) | 3/6/16   | - | -        |
| 3FG      | 6 @ Memphis                 | 2/24/16  | - | -        |
| 3FGA     | 12 vs. Orlando              | 3/8/16   | - | -        |
| FT       | 8 @ Philadelphia (3 times)  | 3/30/15  | - | -        |
| FTA      | 10 @ Philadelphia           | 3/30/15  | - | -        |
| OFF. REB | 4 @ Chicago (3 times)       | 2/21/16  | - | -        |
| DEF. REB | 8 @ Utah (twice)            | 3/28/16  | - | -        |
| REB      | 10 vs. Indiana              | 11/29/15 | - | -        |
| AST      | 11 @ Philadelphia           | 3/30/15  | - | -        |
| STL      | 5 @ Sacramento              | 4/13/15  | - | -        |
| BLK      | 3 @ Oklahoma City           | 3/24/15  | - | -        |

## CAREER REGULAR SEASON STATISTICS

| Year          | Team | G          | GS         | MIN         | FG         | FGA         | PCT         | 3FG        | 3FGA       | PCT         | FT         | FTA        | PCT         | OFF        | DEF        | TOT        | A          | PF         | DQ       | STL        | TO         | BLK       | PTS         | AVG         |
|---------------|------|------------|------------|-------------|------------|-------------|-------------|------------|------------|-------------|------------|------------|-------------|------------|------------|------------|------------|------------|----------|------------|------------|-----------|-------------|-------------|
| 14-15         | LAL  | 59         | 38         | 1476        | 267        | 596         | .448        | 38         | 121        | .314        | 131        | 158        | .829        | 56         | 135        | 191        | 206        | 109        | 1        | 51         | 96         | 12        | 703         | 11.9        |
| 15-16         | LAL  | 79         | 79         | 2552        | 475        | 1098        | .433        | 111        | 320        | .347        | 164        | 204        | .804        | 93         | 220        | 313        | 192        | 168        | 1        | 88         | 135        | 7         | 1225        | 15.5        |
| <b>TOTALS</b> |      | <b>138</b> | <b>117</b> | <b>4028</b> | <b>742</b> | <b>1694</b> | <b>.438</b> | <b>149</b> | <b>441</b> | <b>.338</b> | <b>295</b> | <b>362</b> | <b>.815</b> | <b>149</b> | <b>355</b> | <b>504</b> | <b>398</b> | <b>277</b> | <b>2</b> | <b>139</b> | <b>231</b> | <b>19</b> | <b>1928</b> | <b>14.0</b> |

**HOW ACQUIRED:** Acquired by the Lakers from the Washington Wizards in exchange for cash considerations on June 26, 2014 (was selected by the Wizards with the 46th overall choice in the 2014 NBA Draft).

**2015-16:** Averaged 15.5 points, 4.0 rebounds, 2.4 assists, 1.11 steals and 0.09 blocks in 32.3 minutes over 79 games (79 starts) ... Scored 20+ points on 20 occasions, including 30+ once ... Posted one double-double ... One of 10 American rookie and sophomore players selected by the league's assistant coaches to participate in the Rising Stars Challenge at NBA All-Star 2016, starting the game at shooting guard and finishing with 25 points, five rebounds, five assists, and four steals in 23:40 ... Also participated in the 2016 Taco Bell® Skills Challenge, joining Kobe Bryant (2007) and Derek Fisher (2004) as Lakers who have participated in the Skills Challenge event ... Scored in double-figures in a career-best 27 consecutive games, beginning 12/30 and stretching to 2/24 ... Scored 20+ points 20 times ... Led the Lakers in scoring 16 times (two ties) ... Drilled a career-high six three-pointers en route to 28 points 2/24 at MEM ... Tallied a career-high 10 rebounds en route to his third career double-double (22 points) 11/29 vs. IND ... Scored 19 points with four steals 11/28 at POR ... Tied a career-high with 30 points (12 FGM) 11/3 vs. DEN ... From 2/10-2/21, netted 20+ points in three consecutive games, the longest such streak of his career ... Had third straight game with 20+ points, scoring 20 points with nine rebounds and four assists 2/21 at CHI ... Totaled 20 points and six assists 2/19 vs. SAS ... Recorded 22 points, six rebounds and seven assists 2/10 at CLE ... Notched 21 points, four rebounds and three steals 11/13 at DAL ... Tallied 24 points (10-15 FG) 12/30 at BOS ... Had 23 points with five rebounds 1/5 vs. GSW ... Scored 18 points with seven rebounds (four offensive) 1/12 vs. NOP ... Totaled 18 points, seven assists and six rebounds 1/26 vs. DAL ... Posted 25 points (4-6 3FG) and four rebounds 3/6 vs. GSW ... Notched 24 points (five 3FGM) and five rebounds 3/8 vs. ORL ... Totaled 22 points (8-13 FG) with five rebounds and two steals 3/22 vs. MEM ... Scored 20 points (4-7 3FG) and grabbed four rebounds 3/25 vs. DEN ... Notched 26 points with six rebounds 3/30 vs. MIA ... Missed three games due to injury: Two with a sprained right ankle (12/11-12/12) and one due to a patella tendon strain (3/4).

**CAREER:** All-Rookie First Team in 2014-15, averaging 11.9 points, 3.2 rebounds, and 3.5 assists in 59 games (38 starts) ... Rookie of the Month for March of 2015, the first-ever Laker to win the award (first presented in 1981-82) ... Participated in the Rising Stars Challenge at NBA All-Star 2016 ... Owns career averages of 14.0 points, 3.7 rebounds, 2.9 assists, and 1.0 steals in 29.2 minutes ... Reached double-figures 100 times in his career, with 31 games of 20+ points, and two 30-point scoring outings ... Dished out 10+ assists, twice, and 10+ rebounds once, totaling three career double-doubles







## JORDAN CLARKSON

**2014-15:** All-Rookie First Team honors ... Averaged 11.9 points, 3.2 rebounds, 3.5 assists, 0.86 steals and 0.20 blocks in 25.0 minutes over 59 games (38 starts) ... Logged 10+ points 33 times, including 20+ points 11 times and 30+ once ... Recorded 10+ assists twice ... Named Kia NBA Western Conference Rookie of the Month on 4/3 for games played in March, becoming the first-ever Lakers player to be honored with the award (first presented in 1981-82) ... Ranked among rookie league leaders in points (2nd/11.9), assists (3rd/3.5), FT% (3rd/.829), FG% (4th/.448) and rebounds (13th/3.2) ... Had two game-winning shots (FGM/FTM in last 10 seconds of 4th quarter or overtime) ... Named a starter for the final 38 games of the season, averaging a team-leading 15.8 points per game on 45.8% shooting to go with 5.0 assists, 4.2 rebounds, and 1.05 steals ... Posted eight points, four rebounds and two assists in NBA debut 10/28 vs. Houston ... Recorded 11 points, three rebounds and four assists in first career start in hometown of San Antonio on 1/23 ... Scored a career-high 30 points (career-best tying 12 FG) with seven assists, four rebounds and three blocks 3/24 at Oklahoma City ... Became the first Laker to have at least 30p/7a/4r/3b in a game since Kobe Bryant did so 3/6/07 at Minnesota ... Hit the game-winning free throws with 0.3 seconds remaining in overtime 3/25 at Minnesota ... Tallied 26 points, including the game-winning 3' layup in overtime with 0.9 seconds remaining, 11 assists and six rebounds 3/30 at Philadelphia ... Became the 5th rookie in Lakers history to record at least 25 points and 10 assists in a game, joining Jerry West, Elgin Baylor, Norm Nixon and Archie Clark ... Over the last 13 games of the year, hit for 20+ points eight times, including one 30+ point outing ... Missed one game due to a sprained left ankle (4/15) ... DNP-CD 22 times ... **NBA D-League:** Played in five games on assignment with the Los Angeles D-Fenders, averaging 22.6 points, 7.8 assists and 5.0 rebounds in 36.0 minutes.

**COLLEGE:** Appeared in a combined 93 games (75 starts) over three seasons at Tulsa and Missouri, averaging 15.4 points, 3.3 rebounds, 2.7 assists and 0.94 steals in 31.7 minutes ... Junior (2013-14): Named Second Team All-Southeastern Conference ... Averaged 17.5 points, 3.8 rebounds and 3.4 assists in 35.1 minutes over 35 games (35 starts) ... Ranked 2nd on team in scoring and was the team-leader with in assists per game ... Named to the Wooden Award Midseason Top 25 list in January and won three SEC Player of the Week honors ... Reached double figures in 34 of 35 games, including a career-high 31 points 11/12 vs. Southern Illinois ... Finished among the SEC's top 10 in several statistical categories, including scoring (7th/17.5), assists (7th/3.4), FG% (9th/.447), assist/turnover ratio (9th/1.3) and minutes (3rd/35.1) ... Sophomore (2011-12): First Team All-Conference USA selection ... In 31 games (all starts), averaged 16.5 points, 3.9 rebounds and 2.5 assists in 33.9 minutes ... Team-leader in points, assists and rebounds ... Finished with double-digit points in 29 of 31 games, including the final 28 ... Ranked second in Conference USA in scoring ... One of only 12 sophomores in school history to score more than 400 points in a season ... Named Conference USA Player of the Week on Jan. 30 ... Freshman (2010-11): Named to the Conference USA All-Freshman Team ... Appeared in 27 games (9 starts), averaging 11.5 points, 2.1 rebounds and 1.9 assists in 24.9 minutes ... Finished 3rd among Conference USA freshman in scoring ... Scored 310 points, the third most by a Tulsa freshman ... Named Conference USA Freshman of the Week four times ... Scored in double-figures 16 times.

**PERSONAL:** Father is Mike Clarkson, mother is Annette Davis and stepmother is Janie Clarkson ... Brother is Bear Clarkson, who plays collegiate basketball at Harris-Stowe State University ... Graduated with a degree from Missouri in Arts & Science ... Was a three-year letter winner and a three-year starter at Karen Wagner High School ... Was named the San Antonio High School Player of the Year as a senior ... Had his No. 22 jersey retired at Karen Wagner High School on Feb. 13, 2015 ... Did not play organized basketball until 9th grade, focusing instead on competing in track and field in the 400-, 200- and 100-meter sprints ... Ranked as the state of Texas' 4th-best prospect as selected by Texashoops.com ... Helped lead his Wagner High School team to a combined 105-14 record in three seasons ... Averaged 18.9 points, 6.1 rebounds 3.4 assists and 2.1 steals during his senior campaign while leading his team to a 38-2 record and semifinal loss in the state championship ... Soccer was his favorite sport as a child ... Heavily involved in Lakers charitable efforts, giving back through the Lakers Youth Foundation Casino Night, Season of Giving Holiday Parties for Kids, Thanksgiving Dinner for the LAFD, Season of Giving Toys for Tots, Fit for Life Health Fair, Connect A Million Minds, Active Alliance Highway to Health Fair, Lakers Youth Foundation Golf Tournament, Camp Lakers and the Special Olympics Play Unified Game.





## 2015-16 2ND YEAR LEADERS (SCORING)

| Rank | Player                 | Team       | GP        | PTS         | PPG         |
|------|------------------------|------------|-----------|-------------|-------------|
| 1    | Andrew Wiggins         | MIN        | 81        | 1675        | 20.7        |
| 2    | <b>Jordan Clarkson</b> | <b>LAL</b> | <b>79</b> | <b>1225</b> | <b>15.5</b> |
| 3    | Rodney Hood            | UTA        | 79        | 1149        | 14.5        |
| 4    | Jabari Parker          | MIL        | 76        | 1070        | 14.1        |
| 5    | Zach LaVine            | MIN        | 82        | 1150        | 14.0        |
| 6    | Gary Harris            | DEN        | 76        | 932         | 12.3        |
| 7    | Nikola Mirotic         | CHI        | 66        | 777         | 11.8        |
| 8    | <b>Julius Randle</b>   | <b>LAL</b> | <b>81</b> | <b>919</b>  | <b>11.3</b> |
| 9    | Bojan Bogdanovic       | BKN        | 79        | 887         | 11.2        |
| 10   | Nerlens Noel           | PHI        | 67        | 747         | 11.1        |

## 2015-16 2ND YEAR LEADERS (ASSISTS)

| Rank | Player                 | Team       | GP        | AST        | APG        |
|------|------------------------|------------|-----------|------------|------------|
| 1    | Elfrid Payton          | ORL        | 73        | 468        | 6.4        |
| 2    | Tim Frazier            | POR/NOP    | 51        | 162        | 3.2        |
| 3    | Zach LaVine            | MIN        | 82        | 251        | 3.1        |
| 4    | Marcus Smart           | BOS        | 61        | 185        | 3.0        |
| 5    | Rodney Hood            | UTA        | 79        | 213        | 2.7        |
| 6    | Langston Galloway      | NYK        | 82        | 207        | 2.5        |
| 7    | <b>Jordan Clarkson</b> | <b>LAL</b> | <b>79</b> | <b>192</b> | <b>2.4</b> |
| 8    | Tyler Johnson          | MIA        | 36        | 75         | 2.2        |
| 9    | Tyler Ennis            | MIL        | 46        | 95         | 2.1        |
| 10   | Andrew Wiggins         | MIN        | 81        | 164        | 2.0        |

## JORDAN CLARKSON'S TOP SCORING GAMES

| Game             | Date     | Points |
|------------------|----------|--------|
| vs. Denver       | 11/3/15  | 30*    |
| @ Oklahoma City  | 3/24/15  | 30     |
| @ Memphis        | 2/24/16  | 28*    |
| vs. Portland     | 4/3/15   | 27     |
| @ New Orleans    | 4/8/16   | 26*    |
| vs. Miami        | 3/30/16  | 26*    |
| vs. Dallas       | 4/12/15  | 26     |
| @ Philadelphia   | 3/30/15  | 26     |
| vs. Golden State | 3/6/16   | 25*    |
| @ Memphis        | 3/6/15   | 25     |
| @ Boston         | 12/30/15 | 24*    |
| vs. Orlando      | 3/8/16   | 24*    |

\*indicates 2015-16 season

## 2015-16 2ND YEAR LEADERS (MINUTES)

| Rank | Player                 | Team       | GP        | MIN         | MPG         |
|------|------------------------|------------|-----------|-------------|-------------|
| 1    | Andrew Wiggins         | MIN        | 81        | 2845        | 35.1        |
| 2    | <b>Jordan Clarkson</b> | <b>LAL</b> | <b>79</b> | <b>2552</b> | <b>32.3</b> |
| 3    | Rodney Hood            | UTA        | 79        | 2541        | 32.2        |
| 4.   | Gary Harris            | DEN        | 76        | 2439        | 32.1        |
| 5    | Jabari Parker          | MIL        | 76        | 2408        | 31.7        |
| 6    | Elfrid Payton          | ORL        | 73        | 2145        | 29.4        |
| 7    | <b>Julius Randle</b>   | <b>LAL</b> | <b>81</b> | <b>2286</b> | <b>28.2</b> |
| 8    | Zach LaVine            | MIN        | 82        | 2294        | 28.0        |
| 9    | Bojan Bogdanovic       | BKN        | 79        | 2115        | 26.8        |
| 10   | Jerami Grant           | PHI        | 77        | 2033        | 26.8        |





9 | LUOL DENG



# LUOL DENG

#9 . FORWARD . 6-9 . 220 . 12 YEARS PRO

| <u>BORN</u>                     | <u>HIGH SCHOOL</u>                | <u>COLLEGE</u> | <u>RESIDENCE</u> |
|---------------------------------|-----------------------------------|----------------|------------------|
| April 16, 1985<br>(South Sudan) | Blair Academy<br>(Blairstown, NJ) | Duke           | Brentwood        |

## CAREER / PLAYOFF HIGHS

|          | CAREER                     |          | PLAYOFFS              |         |
|----------|----------------------------|----------|-----------------------|---------|
| PTS      | 40 vs. Portland            | 11/1/10  | 33 vs. Miami          | 4/21/07 |
| MIN      | 56 vs. New Orleans         | 12/2/13  | 57 vs. Detroit        | 5/13/07 |
| FG       | 18 vs. Portland            | 3/26/07  | 14 vs. Miami          | 4/21/07 |
| FGA      | 27 vs. New Orleans (twice) | 12/2/13  | 23 vs. Brooklyn       | 4/25/13 |
| 3FG      | 6 vs. Boston               | 2/16/12  | 5 @ Charlotte         | 4/23/16 |
| 3FGA     | 9 @ Dallas (twice)         | 11/9/14  | 8 @ Charlotte         | 4/25/16 |
| FT       | 11 vs. Detroit (3 times)   | 3/31/13  | 8 @ Cleveland (twice) | 4/27/10 |
| FTA      | 17 vs. Detroit             | 3/31/13  | 11 @ Cleveland        | 4/27/10 |
| OFF. REB | 7 vs. Atlanta (4 times)    | 1/4/14   | 6 vs. Detroit         | 5/13/07 |
| DEF. REB | 13 @ Boston (3 times)      | 1/13/12  | 14 @ Philadelphia     | 5/10/12 |
| REB      | 20 vs. Milwaukee           | 11/3/09  | 17 @ Philadelphia     | 5/10/12 |
| AST      | 11 @ Cleveland (twice)     | 11/30/13 | 7 vs. Indiana         | 4/26/11 |
| STL      | 6 vs. Orlando              | 2/26/07  | 5 @ Atlanta           | 5/12/11 |
| BLK      | 4 vs. Indiana (4 times)    | 2/24/10  | 3 @ Toronto (twice)   | 5/15/16 |

## CAREER REGULAR SEASON STATISTICS

| Year          | Team    | G          | GS         | MIN          | FG          | FGA          | PCT         | 3FG        | 3FGA        | PCT         | FT          | FTA         | PCT         | OFF         | DEF         | TOT         | A           | PF          | DQ       | STL        | TO          | BLK        | PTS          | AVG         |
|---------------|---------|------------|------------|--------------|-------------|--------------|-------------|------------|-------------|-------------|-------------|-------------|-------------|-------------|-------------|-------------|-------------|-------------|----------|------------|-------------|------------|--------------|-------------|
| 04-05         | CHI     | 61         | 45         | 1663         | 280         | 645          | .434        | 31         | 117         | .265        | 120         | 162         | .741        | 92          | 230         | 322         | 135         | 98          | 0        | 48         | 118         | 27         | 711          | 11.7        |
| 05-06         | CHI     | 78         | 56         | 2604         | 442         | 954          | .463        | 21         | 78          | .269        | 207         | 276         | .750        | 127         | 389         | 516         | 147         | 128         | 1        | 72         | 105         | 50         | 1112         | 14.3        |
| 06-07         | CHI     | 82         | 82         | 3071         | 630         | 1218         | .517        | 1          | 7           | .143        | 279         | 359         | .777        | 148         | 431         | 579         | 204         | 167         | 1        | 97         | 153         | 48         | 1540         | 18.8        |
| 07-08         | CHI     | 63         | 59         | 2128         | 429         | 896          | .479        | 8          | 22          | .364        | 204         | 265         | .770        | 136         | 258         | 394         | 155         | 117         | 1        | 57         | 120         | 29         | 1070         | 17.0        |
| 08-09         | CHI     | 49         | 46         | 1665         | 265         | 591          | .448        | 8          | 20          | .400        | 152         | 191         | .796        | 80          | 215         | 295         | 94          | 85          | 1        | 60         | 72          | 25         | 690          | 14.1        |
| 09-10         | CHI     | 70         | 69         | 2651         | 473         | 1014         | .466        | 32         | 83          | .386        | 252         | 330         | .764        | 131         | 381         | 512         | 143         | 129         | 0        | 66         | 134         | 61         | 1230         | 17.6        |
| 10-11         | CHI     | 82         | 82         | 3208         | 531         | 1155         | .460        | 115        | 333         | .345        | 253         | 336         | .753        | 116         | 360         | 476         | 230         | 162         | 0        | 78         | 156         | 48         | 1430         | 17.4        |
| 11-12         | CHI     | 54         | 54         | 2129         | 311         | 755          | .412        | 79         | 215         | .367        | 127         | 165         | .770        | 77          | 273         | 350         | 157         | 81          | 0        | 56         | 96          | 36         | 828          | 15.3        |
| 12-13         | CHI     | 75         | 75         | 2903         | 466         | 1093         | .426        | 75         | 233         | .322        | 230         | 282         | .816        | 162         | 314         | 476         | 222         | 105         | 0        | 81         | 144         | 32         | 1237         | 16.5        |
| 13-14         | CHI/CLE | 63         | 63         | 2213         | 371         | 860          | .431        | 57         | 189         | .302        | 212         | 268         | .791        | 99          | 262         | 361         | 183         | 111         | 0        | 62         | 114         | 9          | 1011         | 16.0        |
| 14-15         | MIA     | 72         | 72         | 2421         | 369         | 787          | .469        | 78         | 220         | .355        | 191         | 251         | .761        | 103         | 273         | 376         | 139         | 109         | 0        | 65         | 108         | 22         | 1007         | 14.0        |
| 15-16         | MIA     | 74         | 73         | 2394         | 339         | 745          | .455        | 88         | 256         | .344        | 145         | 192         | .755        | 108         | 335         | 443         | 140         | 122         | 0        | 74         | 81          | 29         | 911          | 12.3        |
| <b>TOTALS</b> |         | <b>823</b> | <b>776</b> | <b>29047</b> | <b>4906</b> | <b>10713</b> | <b>.458</b> | <b>593</b> | <b>1773</b> | <b>.334</b> | <b>2372</b> | <b>3077</b> | <b>.771</b> | <b>1379</b> | <b>3721</b> | <b>5100</b> | <b>1948</b> | <b>1414</b> | <b>4</b> | <b>816</b> | <b>1401</b> | <b>416</b> | <b>12777</b> | <b>15.5</b> |

## CAREER POSTSEASON STATISTICS

| Year          | Team | G         | GS        | MIN         | FG         | FGA        | PCT         | 3FG       | 3FGA       | PCT         | FT         | FTA        | PCT         | OFF       | DEF        | TOT        | A          | PF         | DQ       | STL       | TO        | BLK       | PTS        | AVG         |
|---------------|------|-----------|-----------|-------------|------------|------------|-------------|-----------|------------|-------------|------------|------------|-------------|-----------|------------|------------|------------|------------|----------|-----------|-----------|-----------|------------|-------------|
| 05-06         | CHI  | 6         | 0         | 180         | 24         | 56         | .429        | 1         | 5          | .200        | 12         | 21         | .571        | 8         | 21         | 29         | 3          | 13         | 0        | 5         | 5         | 4         | 61         | 10.2        |
| 06-07         | CHI  | 10        | 10        | 410         | 88         | 168        | .524        | 0         | 1          | .000        | 46         | 57         | .807        | 30        | 57         | 87         | 24         | 22         | 0        | 10        | 23        | 7         | 222        | 22.2        |
| 09-10         | CHI  | 5         | 5         | 203         | 37         | 80         | .463        | 1         | 12         | .083        | 19         | 26         | .731        | 8         | 17         | 25         | 7          | 15         | 0        | 6         | 3         | 4         | 94         | 18.8        |
| 10-11         | CHI  | 16        | 16        | 687         | 98         | 230        | .426        | 22        | 68         | .324        | 52         | 62         | .839        | 27        | 79         | 106        | 43         | 40         | 0        | 24        | 20        | 10        | 270        | 16.9        |
| 11-12         | CHI  | 6         | 6         | 228         | 36         | 79         | .456        | 8         | 22         | .364        | 4          | 7          | .571        | 8         | 42         | 50         | 9          | 10         | 0        | 5         | 10        | 9         | 84         | 14.0        |
| 12-13         | CHI  | 5         | 5         | 224         | 32         | 84         | .381        | 1         | 18         | .056        | 4          | 10         | .400        | 5         | 33         | 38         | 19         | 12         | 0        | 5         | 12        | 3         | 69         | 13.8        |
| 15-16         | MIA  | 14        | 14        | 495         | 65         | 138        | .471        | 24        | 57         | .421        | 32         | 38         | .842        | 19        | 64         | 83         | 22         | 24         | 0        | 13        | 24        | 9         | 186        | 13.3        |
| <b>TOTALS</b> |      | <b>48</b> | <b>42</b> | <b>1931</b> | <b>315</b> | <b>697</b> | <b>.452</b> | <b>33</b> | <b>126</b> | <b>.262</b> | <b>137</b> | <b>183</b> | <b>.749</b> | <b>86</b> | <b>249</b> | <b>335</b> | <b>105</b> | <b>112</b> | <b>0</b> | <b>55</b> | <b>79</b> | <b>37</b> | <b>800</b> | <b>16.7</b> |

**HOW ACQUIRED:** Signed by the Lakers as a free agent on July 7, 2016.

**2015-16:** (Miami HEAT): Appeared in 74 games (73 starts) for the HEAT ... Averaged 12.3 points, 6.0 assists, 1.9 assists, and 1.0 steals in 32.4 minutes ... Led the HEAT in minutes, three-point field goals made, and charges taken ... Scored in double-figures 47 times, reaching 20+ points nine times ... Scored a season-high 30 points at Atlanta on 2/19 ... Grabbed 10+ rebounds 13 times and recorded 13 double-doubles ... Had a stretch of five-straight double-doubles from 2/19-2/27 ... Scored his 12,000th career point on 11/23 vs. New York ... Grabbed a season-high 16 rebounds on 2/22 vs. Indiana ... Played and started 14 games for the HEAT during the NBA Playoffs ... Averaged 13.3 points, 5.9 rebounds, and 1.6 assists ... Missed seven games due to injury (left hamstring strain, swollen right eye) ... One DNP-CD.





**CAREER:** Played in 823 NBA regular season contests (776 starts) ... Signed by the Los Angeles Lakers as a free agent on July 7, 2016 after spending 2014-16 with the Miami HEAT ... Signed by the Miami Heat as a free agent on July 7, 2016... Acquired by the Cleveland Cavaliers on January 6, 2014, in exchange for Andrew Bynum, a 2014 first round draft pick, a 2015 second round draft pick, and a 2016 second round draft pick ... Drafted seventh overall by the Phoenix Suns in the 2004 NBA Draft and immediately traded to the Chicago Bulls for Jackson Vroman and a 2005 first round pick ... The Bulls career averages of 15.5 points (.458 FG%), 6.2 rebounds, and 2.4 assists in 35.3 minutes ... Two-time NBA All-Star (2012, 2013) ... J. Walter Kennedy Citizenship Award winner ... 2006-07 NBA Sportsmanship Award winner ... Second Team All-Defensive Team in 2013 ... First Team All-Rookie in 2005 and appeared in the Rookie Challenge ... Has twice led the NBA in minutes per game (2011-12, 2012-13) ... Scored in double figures in 658 games, including 230 games with at least 20 points, and has reached the 30-point mark 15 times ... Averaged at least 10 points per game in all 12 NBA seasons ... Grabbed double-digit rebounds 114 times, including one 20-rebound outing ... Dished out 10+ assists three times ... Posted 110 career double-doubles ... Owns a consecutive games played streak of 108 games (4/2/10 - 1/21/12) ... Started 366 games in a row from 4/3/10 to 11/23/15 ... Played in 48 career NBA Playoff games, making 42 starts with averages of 16.7 points, 7.0 rebounds, 2.2 assists, and 1.2 steals in 40.2 minutes ... Reached double-figures in 41 postseason contests ... Played in two NBA All-Star Games, averaging 5.0 points, 1.0 rebounds, and 1.0 assists in 11.5 minutes ... Missed a total of 143 games, 129 due to injury, 12 DNP-CDs, and 2 inactive.

**2014-15:** (Miami HEAT): Played and started in 72 games and averaged 14.0 points, 5.2 rebounds, and 1.9 assists in 33.6 minutes ... Led the HEAT in starts, minutes played, and three-point field goals ... Scored in double-figures 54 times, including 12 games with 20+ points, and one 30-point performance ... Grabbed 10+ rebounds five times and posted five double-doubles ... Scored a season-high 30 points at Dallas on 1/19, grabbed a season-high 11 rebounds on 3/27 at Atlanta, and played a season-high 42 minutes on 3/18 vs. Portland ... Missed six games due to injury (sprained wrist, right hand contusion, illness, left calf strain), and was a DNP-CD on four occasions.

**2013-14:** (Chicago Bulls/Cleveland Cavaliers): Started all 63 games in which he appeared ... Tallied 16.0 points, 5.7 rebounds, 2.9 assists, and 1.0 assists in 35.1 minutes ... Won the NBA's J. Walter Kennedy Citizenship Award ... Reached double-figures 51 times, scoring 20+ points 18 times with one 30-point game ... Scored 20+ points in a career-long six consecutive games from 11/24-12/5 ... Grabbed 10+ rebounds eight times, for eight double-doubles ... Played 23 games for Chicago, averaging a team-leading 19.0 points, 6.9 rebounds, 3.7 assists, and 1.0 steals in 37.4 minutes ... Appeared in 40 games for Cleveland, tallying 14.3 points, 5.1 rebounds, and 2.5 assists in 33.8 minutes ... Set a career high in minutes (55:38) vs. New Orleans on 12/2 ... Scored a season-high 37 points vs. New Orleans ... Missed 13 games due to injury (sore left Achilles, flu-like symptoms, sprained left ankle, lower back soreness) and was a DNP-CD on three occasions.

**2012-13:** (Chicago Bulls): Played 75 games (all starts) and averaged 16.5 points, 6.3 rebounds, 3.0 assists, and 1.1 steals in 38.7 minutes ... NBA All-Star for the second consecutive season ... Scored 10 points in the All-Star Game in 17 minutes ... Set single-season career highs in offensive rebounds, free throw percentage, and assists per game ... Led the NBA in minutes ... Scored in double-figures 66 times, with 22 games of 20+ points ... Grabbed 10+ rebounds 10 times and tallied nine double-doubles ... Hit the game-winning shot with 0:03.3 seconds left in overtime at Toronto on 1/16 ... Scored a season-high 33 points at New York on 1/11 ... Missed seven games due to injury (right hamstring, right hip).

**2011-12:** (Chicago Bulls): Started all 54 games in which he appeared ... Tallied 15.3 points, 6.5 rebounds, 2.9 assists, and 1.0 steals in 39.4 minutes ... Earned his first NBA All-Star honors as a reserve for the Eastern Conference ... Led the NBA in minutes per game ... Scored in double figures 43 times, with 20 games of 20+ points ... Grabbed 10+ rebounds eight times and handed out 10+ assists twice, for 10 double-doubles ... Scored the game-winning basket in overtime vs. Toronto on 3/24, and again vs. Atlanta on 1/3 ... Scored a season-high 26 points vs. Boston on 4/5 ... Missed five games due to injury (sore left wrist, bruised ribs), was a DNP-CD six times and a healthy scratch in the season finale.

**2010-11:** (Chicago Bulls): Played and started in all 82 games ... Averaged 17.4 points, 5.8 rebounds, and 2.8 assists in 39.1 minutes ... Set Single-season career highs in minutes, assists, and three-point field goals made ... Ranked third in the NBA in minutes played, and fourth in minutes per game ... Scored in double-figures 73 times, with 26 games of 20+ points, including one 30-point effort and one 40-point outing ... Grabbed 10+ rebounds nine times, posting eight double-doubles ... Scored a career-high 40 points vs. Portland on 11/1.

**2009-10:** (Chicago Bulls): Appeared in 70 games (69 starts) and averaged 17.6 points, 7.3 rebounds, and 2.0 assists in 37.9 minutes ... Set Single-season career highs in rebounds per game and blocks ... Reached double-figures 63 times, with 28 games of 20+ points and one 30-point effort ... Grabbed 10+ rebounds 14 times, including a 20-rebound outing ... Notched 13 double-doubles ... Recorded his first 20-20 game vs. Milwaukee on 11/3 with 24 points and 20 rebounds ... Scored a season-high 31 points vs. Indiana on 2/24 ... Missed 12 games due to injury (swollen left knee, left calf strain).

**2008-09:** (Chicago Bulls): Played in 49 games (46 starts), and tallied 14.1 points, 6.0 rebounds, 1.9 assists, and 1.2 steals in 34.0 minutes ... Led the Bulls in scoring nine times, and in rebounds seven times ... Reached double-figures 36 times, including 13 games with 20+ points ... Grabbed 10+ rebounds eight times, posting seven double-doubles ... Scored a season-high 28 points at Houston on 2/3 ... Missed 33 games due to injury (strained left hamstring, sprained left ankle, right tibia stress fracture).

**2007-08:** (Chicago Bulls): Appeared in 63 games (59 starts) and averaged 17.0 points, 6.3 rebounds, and 2.5 assists in 33.8 minutes ... Led the Bulls in scoring 17 times and in rebounds 13 times ... Scored in double-figures 55 times, with 26 games of 20+ points and two 30-point efforts ... Grabbed 10+ rebounds six times for six double-doubles ... Notched a season-high 32 points at Milwaukee on 4/14 and grabbed a season-high 13 rebounds at Charlotte on 1/2 ... Missed 19 games due to injury (lower back pains, left Achilles tendinitis).







**2006-07:** (Chicago Bulls): Started all 82 games ... Averaged 18.8 points, 7.1 rebounds, 2.5 assists, and 1.2 steals in 37.5 minutes ... Earned his first NBA Sportsmanship Award ... Set single-season career highs in games played, points, points per game, field goals made, field goal percentage, free throws made, defensive and total rebounds, and steals ... Reached double-figures 78 times, including a career-high 35 games with 20+ points and a career-best six 30-point outings ... Grabbed 10+ rebounds a career-high 18 times for a career-best 17 double-doubles ... Scored a season-high 38 points vs. Portland on 3/26.

**2005-06:** (Chicago Bulls): Saw action in 78 games (56 starts) and averaged 14.3 points, 6.6 rebounds, and 1.9 assists in 33.4 minutes ... Scored in double-figures 59 times, including 15 games with 20+ points ... Grabbed 10+ rebounds 12 times for 11 double-doubles ... Had a streak of for consecutive double-doubles from 2/28-3/5 ... Scored a team-high 26 points at Miami on his birthday (4/16) to help the Bulls clinch a playoff berth ... Scored a season-high 28 points at Boston on 12/2 and grabbed a season-high 18 rebounds vs. the Clippers on 3/10 ... Missed four games due to injury (right knee contusion, concussion).

**2004-05:** (Chicago Bulls): Played in 61 games (45 starts) during his rookie season ... Averaged 11.7 points, 5.3 rebounds, and 2.2 assists in 27.3 minutes ... Earned First Team All-Rookie honors, ranking among rookie leaders in scoring (4th), assists (6th), minutes (6th), rebounding (7th), free throw percentage (8th), three-point field goal percentage (10th) and blocks (10th) ... Scored in double-figures 33 times, reaching 20+ points six times, with one 30-point outing ... Grabbed 10+ rebounds three times for three double-doubles ... Tallied a double-double in his NBA debut on 11/5 vs. New Jersey ... Scored a season-high 30 points at Dallas on 2/8 ... Missed 20 games due to injury (sprained right ankle, ligament tear in his right wrist).

**COLLEGE:** Played one season at Duke University, appearing in 37 games (32 starts) ... Averaged 15.1 points, 6.9 rebounds, 1.8 assists, 1.3 steals, and 1.0 blocks ... Third Team All-ACC, unanimous ACC All-Freshman selection ... Most Outstanding Player of the NCAA Atlanta Regional ... Led all ACC freshmen in scoring, rebounding, and field goal percentage ... ACC Rookie of the Week six times, second most in conference history ... Named to the National All-Freshman Team by The Sporting News, Basketball Times, Collegeinsider.com, and Rivals.com ... Early entry to the 2004 NBA Draft at the conclusion of his freshman year.

**PERSONAL:** Son of Martha John and Aldo Deng ... Has three brothers and five sisters ... Has represented Great Britain internationally ... Father served in the Sudanese parliament and was the country's Minister of Transportation before moving to Egypt to avoid Sudan's civil war ... Influenced by Manute Bol while in Egypt ... Moved to London, before moving to Blairstown, NJ at age 14 to attend Blair Academy ... High School teammate of Charlie Villanueva ... Created the Luol Deng Foundation, which is dedicated to assisting those in need by providing resources and creating opportunities for a better way of life, with hope, integrity, and faith as values ... The foundation's wellness, educational, and recreational programs encourage and promote progress and improvement in his local community, in South Sudan, and all over the world ... Active with Save the Children and Deki, which works to reduce poverty in the developing world through ethical microloans ... Launched the DENG Academy alongside Nike, Evelyn Grace Academy, and Reforming Black Britain, to provide a stepping stone for those in South London and surrounding areas with grass roots development techniques and works to create opportunities both on and off the court ... Spearheaded projects such as DENG Camp and DENG Girls, the UK's first female-only elite basketball program ... Has participated in Basketball Without Borders five times ... Spokesman for the World Food Programme and Nothing But Nets initiative, providing insecticide-treated bed nets to help prevent malaria ... Received the Charles Lubin Award in 2006 for his dedication to community service ... Favorite sport other than basketball is soccer ... Is an Arsenal FC fan.





4 | MARCELO HUERTAS



# MARCELO HUERTAS

#4 . GUARD . 6-3 . 200 . 1 YEAR PRO

**BORN**

May 25, 1983

(São Paulo, Brazil)

**PRIOR TO NBA**

F.C. Barcelona

**HOME COUNTRY**

Brazil

**RESIDENCE**

Manhattan Beach

### CAREER / PLAYOFF HIGHS

|          | CAREER                      |         | PLAYOFFS |
|----------|-----------------------------|---------|----------|
| PTS      | 13 vs. Cleveland            | 3/10/16 | - - -    |
| MIN      | 32 vs. Atlanta              | 3/4/16  | - - -    |
| FG       | 6 vs. Cleveland             | 3/10/16 | - - -    |
| FGA      | 11 vs. Atlanta              | 3/4/16  | - - -    |
| 3FG      | 1 @ Houston (16 times)      | 4/10/16 | - - -    |
| 3FGA     | 6 vs. Atlanta               | 3/4/16  | - - -    |
| FT       | 3 @ LA Clippers (twice)     | 4/5/16  | - - -    |
| FTA      | 4 vs. New York              | 3/13/16 | - - -    |
| OFF. REB | 2 vs. Oklahoma City (twice) | 1/8/16  | - - -    |
| DEF. REB | 6 vs. Orlando               | 3/8/16  | - - -    |
| REB      | 6 vs. Orlando               | 3/8/16  | - - -    |
| AST      | 10 vs. Phoenix              | 3/18/16 | - - -    |
| STL      | 2 @ Oklahoma City (4 times) | 4/11/16 | - - -    |
| BLK      | 2 vs. Cleveland             | 3/10/16 | - - -    |

### CAREER REGULAR SEASON STATISTICS

| Year          | Team | G         | GS       | MIN        | FG        | FGA        | PCT         | 3FG       | 3FGA      | PCT         | FT        | FTA       | PCT         | OFF       | DEF       | TOT       | A          | PF        | DQ       | STL       | TOT       | BLK      | PTS        | AVG        |
|---------------|------|-----------|----------|------------|-----------|------------|-------------|-----------|-----------|-------------|-----------|-----------|-------------|-----------|-----------|-----------|------------|-----------|----------|-----------|-----------|----------|------------|------------|
| 15-16         | LAL  | 53        | 0        | 869        | 97        | 230        | .422        | 16        | 61        | .262        | 27        | 29        | .931        | 18        | 72        | 90        | 182        | 76        | 0        | 26        | 80        | 7        | 237        | 4.5        |
| <b>TOTALS</b> |      | <b>53</b> | <b>0</b> | <b>869</b> | <b>97</b> | <b>230</b> | <b>.422</b> | <b>16</b> | <b>61</b> | <b>.262</b> | <b>27</b> | <b>29</b> | <b>.931</b> | <b>18</b> | <b>72</b> | <b>90</b> | <b>182</b> | <b>76</b> | <b>0</b> | <b>26</b> | <b>80</b> | <b>7</b> | <b>237</b> | <b>4.5</b> |

**HOW ACQUIRED:** Signed by the Lakers as a free agent on September 9, 2015 ... Re-signed by the Lakers as a free agent on August 5, 2016.

**2015-16:** Over 53 games (all as a reserve), averaged 4.5 points, 1.7 rebounds, 3.4 assists, 0.49 steals and 0.13 blocks in 16.4 minutes ... Posted three 10+ point games and one 10+ assist performance ... Averaged the third most assists per game best among rookies this season ... Had a career-high 10 assists 3/18 vs. PHX, tied for the most assists by a Laker this season ... Scored a career-best 13 points on a career-high six made field goals 3/10 vs. CLE ... Had a career-high six rebounds 3/8 vs. ORL ... Had multiple steals on four occasions ... Had two points, two assists and two rebounds in 13 minutes in NBA debut 10/28 vs. MIN ... Had 10 points and nine assists 3/6 vs. GSW ... Scored 13 points to go with five assists and two blocks 3/10 vs. CLE ... Posted eight points (4-4 FG) with two rebounds 3/23 at PHX ... Tallied nine points with seven assists 4/10 at HOU ... DNP-CD 29 times.

**INTERNATIONAL:** Spent four seasons (2011-15) with Spanish power FC Barcelona, serving as a key piece on their 2011-12 and 2013-14 Spanish National Championship and 2013 Spanish National Cup-winning teams ... In 2014-15, averaged 8.0 points and 4.3 assists while shooting 54.4% from the field in 44 games ... Returned to the ACB League in Spain after one year in Italy, signing with Saski Baskonia (2009-11) ... Part of the 2009-10 Spanish National Championship winning team ... Won the Euroleague's weekly MVP award two times en route to a second All-ACB Team selection in 2010-11 ... That same year, led the ACB League with 5.9 assists per game to go with 9.9 points and 2.9 rebounds while recording a 52.7 FG% and 43.2 3FG% ... Joined Fortitudo Bologna to play in Italy's top domestic league for the 2008-09 season ... Appeared in 29 Italian League games, averaging 10.4 points (55.6 FG%), 2.5 assists and 1.9 steals ... Played in the ACB League in 2007-08 with Bilbao Basket ... Posted averages of 14.6 points, 3.9 assists and 1.6 steals in 34 Spanish ACB games ... Garnered first All-ACB Team selection ... Signed with Joventut of the Spanish ACB League and remained there for three seasons (2004-2007) ... FIBA EuroCup champion in 2006 ... Began professional playing career in Brazil, suiting up for FMU São Paulo (2001-02, 2003-04) and Pinheiros (2002-03) ... Paulista League Most Improved Player in 2003 ... Has appeared in Euroleague competition seven times, including the last six years, playing in 165 games and averaging 8.0 points, 3.8 assists, and 2.1 rebounds per contest ... Led the Euroleague in free throw shooting at 97.2% during the 2012-13 season, and was the 2013-14 Euroleague Top 16 Round 2 MVP.

**PERSONAL:** Born in São Paulo, Brazil to Domingos and Tania Huertas ... Has two older siblings, Felipe and Daniela ... Felipe played basketball professionally in Brazil for one year ... Started playing organized basketball at the age of 13 ... Speaks five languages, including Portuguese, Spanish, Italian, Catalan and English ... Member of the Brazilian national team for the 2012 Olympics in London and the 2016 Olympics in Rio De Janeiro ... Has appeared on three consecutive FIBA World Championship (renamed FIBA Basketball World Cup) teams in 2006, 2010, and 2014 ... Won a gold medal from the 2006 South American Championship where he was named MVP of the tournament after averaging a team-leading 16.8 points to go with 4.0 assists ... Captured a gold medal at the 2007 Pan American Games ... Earned three medals from the FIBA Americas Championship: 2005 and 2009 (gold) and 2011 (silver) ... Person admired most is the late Brazilian racing driver, Ayrton Senna, who won three Formula One world championships ... Favorite non-NBA sports team is F.C. Barcelona ... Spends time during the offseason traveling ... Favorite movie actors include Jack Nicholson and Robert De Niro ... Considers favorite movie to be *Remember the Titans* ... Sushi is listed as his favorite food.





14 | **BRANDON INGRAM**



# BRANDON INGRAM

#14 . FORWARD . 6-9 . 190 . ROOKIE

|   |   |                        |                                   |
|---|---|------------------------|-----------------------------------|
| <b>BORN</b><br>September 2, 1997<br>(Kinston, NC) | <b>HIGH SCHOOL</b><br>Kinston HS<br>(Kinston, NC) | <b>COLLEGE</b><br>Duke | <b>RESIDENCE</b><br>Playa Del Rey |
|---|---|------------------------|-----------------------------------|

## COLLEGIATE CAREER HIGHS

|          | CAREER |                           |          |
|----------|--------|---------------------------|----------|
| PTS      | 26     | vs. Elon (twice)          | 12/28/15 |
| MIN      | 42     | @ Utah                    | 12/19/15 |
| FG       | 11     | vs. Elon                  | 12/28/15 |
| FGA      | 22     | vs. Virginia              | 2/13/16  |
| 3FG      | 5      | vs. NC State              | 3/9/16   |
| 3FGA     | 9      | vs. Virginia (3 times)    | 2/13/16  |
| FT       | 8      | vs. Yale                  | 3/19/16  |
| FTA      | 11     | @ VCU                     | 11/20/15 |
| OFF. REB | 8      | vs. Georgia Southern      | 12/15/15 |
| DEF. REB | 10     | vs. Elon                  | 12/28/15 |
| REB      | 14     | vs. Georgia Southern      | 12/15/15 |
| AST      | 4      | vs. NC State (3 times)    | 3/9/16   |
| STL      | 3      | vs. Wake Forest (4 times) | 3/1/16   |
| BLK      | 6      | vs. Virginia Tech         | 1/9/16   |

## COLLEGIATE CAREER STATISTICS

| Year          | Team | G         | GS        | MIN         | FG         | FGA        | PCT         | 3FG       | 3FGA       | PCT         | FT         | FTA        | PCT         | OFF       | DEF        | TOT        | A         | PF        | DQ       | STL       | TO        | BLK       | PTS        | AVG         |
|---------------|------|-----------|-----------|-------------|------------|------------|-------------|-----------|------------|-------------|------------|------------|-------------|-----------|------------|------------|-----------|-----------|----------|-----------|-----------|-----------|------------|-------------|
| 15-16         | Duke | 36        | 34        | 1246        | 214        | 484        | .442        | 80        | 195        | .410        | 116        | 170        | .682        | 67        | 177        | 244        | 72        | 74        | 0        | 41        | 72        | 49        | 624        | 17.3        |
| <b>TOTALS</b> |      | <b>36</b> | <b>34</b> | <b>1246</b> | <b>214</b> | <b>484</b> | <b>.442</b> | <b>80</b> | <b>195</b> | <b>.410</b> | <b>116</b> | <b>170</b> | <b>.682</b> | <b>67</b> | <b>177</b> | <b>244</b> | <b>72</b> | <b>74</b> | <b>0</b> | <b>41</b> | <b>72</b> | <b>49</b> | <b>624</b> | <b>17.3</b> |

**How Acquired:** Selected by the Lakers with the second overall pick in the 2016 NBA Draft.

**COLLEGE:** Consensus ACC Freshman of the year in his lone collegiate season ... AP All-American Honorable Mention ... Consensus Second Team All-ACC selection ... USBWA Freshman All-America and All-District III honors ... NABC All-District 2 First Team recognition ... ACC Rookie of the Week four times ... Finalist for the Wayman Tisdale National Freshman of the Year Award ... Wayman Tisdale National Freshman of the Week once (1/12/16) ... One of five finalists for the Julius Erving small forward of the Year Award ... Named to the 35-man midseason Naismith Trophy watchlist ... Started 34 of his 36 games in 2015-16 ... Finished ranked sixth in the ACC in scoring (17.3), seventh in three-point percentage (.410) and minutes played (34.6), ninth in three-pointers per game (2.2), 10th in blocks (1.4), and 13th in rebounds (6.8) ... Led ACC freshman in scoring, rebounding, three-pointers per game, three-point percentage, minutes played, and double-doubles (eight) ... Duke's leading scorer in the NCAA Tournament, averaging 23.0 points to go along with 6.3 rebounds and 2.7 assists over three games, scoring at least 20 points in each contest ... Played 119 of a possible 120 minutes in the NCAA Tournament ... Led the Blue Devils in scoring nine times, in rebounding seven times, and in assists six times ... Hit double-figures in 31 of 36 games, with 14 games of 20+ points ... Blocked a career-high six shots 1/9/16 vs. Virginia Tech ... Finished in the top-five in Duke's freshman record books in a number of categories, including total points, points per game, double-figure scoring games, 20-point scoring games, field goals made, three-point field goals made, free throws made, total blocks, double-doubles, minutes played, and minutes per game.

**PERSONAL:** Had a solo workout with the Lakers on June 18th, 2016 before being drafted by the team ... Member of USA Basketball's 2015 United States Junior National Select Team ... Participated in the 2015 McDonald's All-American Game and Nike Hoop Summit ... Parade All-American as a high school senior ... Also named North Carolina Basketball Coaches Association All-District First Team ... Played four years of high school basketball at Kinston, winning four straight 2A state championships, one of two players in history to win four consecutive North Carolina State Championships ... MVP of the state championship game as a senior ... Averaged 24.3 points, 10.4 rebounds, 3.6 assists, 3.0 blocks, and 1.6 steals per game as a prep senior ... Son of Donald and Joann Ingram ... Has an older brother, Donovan (who goes by 'Bo'), and an older sister, Brittany ... Donovan played basketball at South Plains College (2008-10) and UT Arlington (2010-12) ... Born in Kinston, NC ... ex-NBA player Jerry Stackhouse mentored him growing up ... Assisted Lakers staff in organizing food boxes at the L.A. Regional Food Bank in late August ... Joined his family in hosting a school supply giveaway in his home town of Kinston, NC ... Gave out more than 1,000 Adidas book bags full of supplies.





20 | **TIMOFEY MOZGOV**



# TIMOFEY MOZGOV

#20 . CENTER . 7-1 . 275 . 6 YEARS PRO

| <u>BORN</u>                               | <u>PRIOR TO NBA</u>           | <u>HOME COUNTRY</u> | <u>RESIDENCE</u> |
|---|-------------------------------|---------------------|------------------|
| July 16, 1986<br>(St. Petersburg, Russia) | Khimki Moscow '08<br>(Russia) | Russia              | Los Angeles      |

## CAREER / PLAYOFF HIGHS

|          | CAREER |     |                        | PLAYOFFS |    |                             |         |
|----------|--------|-----|------------------------|----------|----|-----------------------------|---------|
| PTS      | 23     | @   | Golden State (4 times) | 4/10/14  | 28 | vs. Golden State            | 6/11/15 |
| MIN      | 49     | @   | Toronto                | 12/8/14  | 39 | @ Chicago                   | 5/10/15 |
| FG       | 10     | @   | Golden State           | 4/10/14  | 9  | vs. Golden State            | 6/11/15 |
| FGA      | 15     | vs. | Detroit (5 times)      | 4/13/15  | 16 | vs. Golden State            | 6/11/15 |
| 3FG      | 1      | vs. | Indiana (7 times)      | 11/8/15  | -  | -                           | -       |
| 3FGA     | 2      | vs. | Indiana (7 times)      | 11/8/15  | -  | -                           | -       |
| FT       | 8      | @   | Milwaukee              | 2/20/14  | 10 | vs. Golden State            | 6/11/15 |
| FTA      | 10     | @   | Milwaukee (twice)      | 2/20/14  | 12 | vs. Golden State            | 6/11/15 |
| OFF. REB | 9      | @   | Phoenix                | 11/26/14 | 7  | vs. Golden State            | 6/16/15 |
| DEF. REB | 20     | @   | Golden State           | 4/10/14  | 9  | @ Golden State              | 6/7/15  |
| REB      | 29     | @   | Golden State           | 4/10/14  | 12 | vs. Golden State            | 6/16/15 |
| AST      | 4      | @   | Memphis                | 3/25/15  | 3  | @ Chicago                   | 5/10/15 |
| STL      | 3      | @   | Phoenix (twice)        | 11/26/14 | 1  | vs. Golden State (13 times) | 6/16/16 |
| BLK      | 5      | vs. | Philadelphia (3 times) | 2/2/15   | 5  | vs. Boston                  | 4/21/15 |

## CAREER REGULAR SEASON STATISTICS

| Year          | Team    | G          | GS         | MIN         | FG          | FGA         | PCT         | 3FG      | 3FGA      | PCT         | FT         | FTA        | PCT         | OFF        | DEF         | TOT         | A          | PF         | DQ       | STL        | TO         | BLK        | PTS         | AVG        |
|---------------|---------|------------|------------|-------------|-------------|-------------|-------------|----------|-----------|-------------|------------|------------|-------------|------------|-------------|-------------|------------|------------|----------|------------|------------|------------|-------------|------------|
| 10-11         | NYK/DEN | 45         | 14         | 524         | 63          | 133         | .474        | 0        | 0         | .000        | 37         | 52         | .712        | 46         | 75          | 121         | 15         | 84         | 1        | 15         | 35         | 25         | 163         | 3.6        |
| 11-12         | DEN     | 44         | 35         | 687         | 100         | 190         | .526        | 0        | 0         | .000        | 39         | 57         | .684        | 53         | 126         | 179         | 22         | 96         | 0        | 15         | 53         | 42         | 239         | 5.4        |
| 12-13         | DEN     | 41         | 1          | 366         | 44          | 87          | .506        | 0        | 2         | .000        | 20         | 26         | .769        | 50         | 57          | 107         | 9          | 57         | 1        | 6          | 25         | 18         | 108         | 2.6        |
| 13-14         | DEN     | 82         | 30         | 1770        | 285         | 545         | .523        | 4        | 24        | .167        | 196        | 260        | .754        | 171        | 357         | 528         | 62         | 213        | 3        | 27         | 122        | 100        | 770         | 9.4        |
| 14-15         | DEN/CLE | 81         | 80         | 2046        | 314         | 566         | .555        | 2        | 6         | .333        | 155        | 216        | .718        | 203        | 388         | 591         | 55         | 227        | 2        | 33         | 116        | 97         | 785         | 9.7        |
| 15-16         | CLE     | 76         | 48         | 1326        | 203         | 359         | .565        | 1        | 7         | .143        | 68         | 95         | .716        | 110        | 227         | 337         | 33         | 23         | 1        | 22         | 71         | 57         | 475         | 6.3        |
| <b>TOTALS</b> |         | <b>369</b> | <b>208</b> | <b>6719</b> | <b>1009</b> | <b>1880</b> | <b>.537</b> | <b>7</b> | <b>39</b> | <b>.179</b> | <b>515</b> | <b>706</b> | <b>.729</b> | <b>633</b> | <b>1230</b> | <b>1863</b> | <b>196</b> | <b>618</b> | <b>8</b> | <b>136</b> | <b>302</b> | <b>184</b> | <b>2148</b> | <b>6.9</b> |

## CAREER POSTSEASON STATISTICS

| Year          | Team | G         | GS        | MIN        | FG        | FGA        | PCT         | 3FG      | 3FGA     | PCT         | FT        | FTA       | PCT         | OFF       | DEF        | TOT        | A         | PF        | DQ       | STL       | TO        | BLK       | PTS        | AVG        |
|---------------|------|-----------|-----------|------------|-----------|------------|-------------|----------|----------|-------------|-----------|-----------|-------------|-----------|------------|------------|-----------|-----------|----------|-----------|-----------|-----------|------------|------------|
| 11-12         | DEN  | 7         | 5         | 99         | 12        | 25         | .480        | 0        | 0        | .000        | 4         | 8         | .500        | 10        | 13         | 23         | 3         | 16        | 0        | 2         | 5         | 6         | 28         | 4.0        |
| 14-15         | CLE  | 20        | 20        | 529        | 74        | 148        | .500        | 0        | 0        | .000        | 64        | 81        | .790        | 57        | 89         | 146        | 13        | 57        | 1        | 8         | 37        | 36        | 212        | 10.6       |
| 15-16         | CLE  | 13        | 0         | 76         | 6         | 15         | .400        | 0        | 0        | .000        | 3         | 4         | .750        | 5         | 16         | 21         | 2         | 16        | 0        | 3         | 8         | 3         | 15         | 1.2        |
| <b>TOTALS</b> |      | <b>40</b> | <b>25</b> | <b>703</b> | <b>92</b> | <b>188</b> | <b>.489</b> | <b>0</b> | <b>0</b> | <b>.000</b> | <b>71</b> | <b>93</b> | <b>.763</b> | <b>72</b> | <b>118</b> | <b>190</b> | <b>18</b> | <b>89</b> | <b>1</b> | <b>13</b> | <b>50</b> | <b>45</b> | <b>255</b> | <b>6.4</b> |

**HOW ACQUIRED:** Signed by the Los Angeles Lakers as a free agent on July 8, 2016.

**2015-16:** (Cleveland Cavaliers): Member of the 2016 NBA Champion Cleveland Cavaliers ... Played in 76 games (48 starts) and averaged 6.3 points on a career-best .565 from the field, while grabbing 4.4 rebounds in 17.4 minutes ... Reached double-figures 18 times and grabbed at least seven rebounds in 14 games, reaching the 10-rebound mark three times ... Scored 10+ points and grabbed 5+ rebounds in 13 games ... Scored a season-high 17 points (8-9 FG) in 20 minutes at Orlando on 12/11 ... Blocked a season-high four shots, to go with 11 points in 25 minutes at Chicago on 2/18 ... Tallied two double-doubles ... Played in 13 playoff games, en route to an NBA Championship ... Averaged 4.0 points and 3.3 rebounds in 14.1 minutes during the playoffs ... Missed three games with a right shoulder strain, and one game due to illness on 3/9 ... DNP-CD twice, DND three times and NWT once.

**CAREER:** Owns career averages of .6.9 points, 5.0 rebounds, and 0.9 blocks in 18.2 minutes ... Appeared in 369 career games (208 starts) for Denver and Cleveland... Ranked fourth in the NBA in 2014-15, shooting .555 from the field ... Played in 40 career NBA Playoff games (25 starts), tallying 6.4 points, 4.8 rebounds, and 1.1 blocks in 17.6 minutes ... Member of the 2016 NBA Champion Cleveland Cavaliers ... Played and started in all 20 playoff games during the 2014-15 season, with averages of 10.6 points, 7.3 rebounds, and 1.8 blocks per game as a member of the Eastern Conference Champion Cleveland Cavaliers ... Undrafted in 2010 and signed as a free agent with the New York Knicks ... Acquired by the Denver Nuggets as part of a three-team trade on February 22, 2011 ... Acquired by the Cleveland Cavaliers on January 7, 2015.





## TIMOFEY MOZGOV

**2014-15:** (Denver Nuggets/Cleveland Cavaliers): Appeared in 81 games (80 starts) for Denver and Cleveland ... Averaged 9.7 points, 7.3 rebounds, and 1.2 blocks in 25.3 minutes ... Shot .555 from the field, ranking fourth in the NBA ... Shot .718 from the free throw line ... Recorded 18 double-doubles and scored in double-figures 45 times ... Grabbed 10+ rebounds on 22 occasions ... Played in 35 games (all starts) with Denver, averaging 8.5 points, 7.8 rebounds, and 1.2 blocks in 25.6 minutes ... Saw action in 46 games (45 starts) for Cleveland, tallying 10.6 points, 6.9 rebounds, and 1.2 blocks in 25.0 minutes ... Had at least one block in 34-of-46 games with Cleveland, including a stretch of 12 games with a block ... Scored a season-high 20 points vs. Miami on 2/11 ... Grabbed a season-high 16 rebounds at Portland on 11/9 ... Recorded five double-doubles in the 2015 NBA Playoffs for Cleveland ... Averaged 10.6 points, 7.3 rebounds, and 1.8 blocks in 26.5 minutes ... In the First Round sweep over Boston, tallied 9.8 points, 8.0 rebounds, and 3.0 blocks ... First player in Cleveland postseason history to tally 16 points, seven rebounds, and five blocks in a single game ... In the 2015 NBA Finals, averaged 14.0 points (.551 FG%), 7.5 rebounds, and 1.5 blocks in 28.3 minutes ... Finished with a career-high 28 points and 10 rebounds in Game 4, becoming the first Cavalier to tally 28 points and 10 rebounds in a postseason contest since Brad Daugherty in 1992.

**2013-14:** (Denver Nuggets): Played in all 82 games, starting 30 contests ... Tallied 9.4 points, 6.4 rebounds, and 1.2 blocks in 21.6 minutes ... Posted a career-high and NBA season-high 29 rebounds to go with 23 points at Golden State on 4/10 ... The 29 rebounds was a franchise record for the Nuggets ... Scored 22 points on 9-13 shooting vs. Houston on 4/9 ... Tied his season-high with 23 points, along with 10 rebounds vs. Memphis on 3/31 ... Tallied 14 points and grabbed 11 rebounds at San Antonio on 4/9 ... Scored 15 points and grabbed nine rebounds vs. the Clippers on 3/17.

**2012-13:** (Denver Nuggets): Saw action in 41 games (one start) ... Notched 2.6 points and 2.6 rebounds in 8.9 minutes ... Recorded a double-double with 10 points and 10 rebounds in 20 minutes vs. Phoenix on 4/17 ... Scored 10 points in 25 minutes vs. Indiana on 1/28 ... Blocked a season-high three shots in just eight minutes of action vs. Cleveland on 1/11 ... Grabbed a season-high 13 rebounds in 28 minutes at Atlanta on 12/5 ... Scored eight points and grabbed seven rebounds at the Lakers on 11/30 ... Missed the first five games of the season due to a left knee strain ... Registered 36 DNP-CDS.

**2011-12:** (Denver Nuggets): Played in 44 games (35 starts), averaging 5.4 points, 4.1 rebounds, and 1.0 blocks in 15.6 minutes ... Notched eight points and four rebounds in 19 minutes vs. Boston on 3/17 ... Scored 14 points to go with nine rebounds on 2/29 vs. Portland ... Registered 16 points, seven rebounds, and three assists in 30 minutes at New York on 1/21 ... Missed 10 games due to a left ankle sprain.

**2010-11:** (New York Knicks/Denver Nuggets): Appeared in 45 games (14 starts) ... Averaged 3.6 points and 2.7 rebounds in 11.6 minutes during his rookie season ... In 11 games with Denver, averaged 2.5 points and 1.5 rebounds ... Played in 34 games (14 starts) with New York, notching 4.0 points and 3.1 rebounds in 13.5 minutes ... Scored 10+ points twice and grabbed 10+ rebounds twice ... Tallied the first double-double of his career with 23 points and 14 rebounds vs. Detroit on 1/30.

**PERSONAL:** Born Timofey Pavlovich Mozgov in St. Petersburg, Russia ... Name is pronounced Team-oh-fay MOZ-gov ... Led the Russian National Team to a 4-0 mark in the summer of 2016 to qualify for EuroBasket 2017, averaging 12.3 points, 5.8 rebounds, and 1.5 blocks while shooting 56.3 percent from the field ... Member of the Russian National Team that won the Bronze medal at the 2012 Olympic Games ... Married to Alla Mozgov and has one son, Aleksey (age four).



**NBA PLAYOFF DOUBLE-DOUBLES**

| Game        | Date    | Rebounds | Points |
|-------------|---------|----------|--------|
| CLE vs. GSW | 6/11/15 | 10       | 28     |
| CLE @ GSW   | 6/7/15  | 11       | 17     |
| CLE vs. GSW | 6/16/15 | 12       | 17     |
| CLE @ BOS   | 4/26/15 | 11       | 12     |
| CLE @ ATL   | 5/20/15 | 11       | 10     |

**CAREER 15+POINT, 10+REBOUND OUTINGS**

| Game        | Date     | Rebounds | Points |
|-------------|----------|----------|--------|
| NYK vs. DET | 1/30/11  | 14       | 23     |
| DEN @ GSW   | 4/10/14  | 29       | 23     |
| DEN vs. MEM | 3/31/14  | 10       | 23     |
| DEN @ LAC   | 4/15/14  | 11       | 18     |
| DEN @ PHO   | 11/26/14 | 13       | 18     |
| DEN @ BKN   | 12/3/13  | 20       | 17     |
| CLE vs. UTA | 1/21/15  | 11       | 16     |
| DEN @ TOR   | 12/1/13  | 15       | 16     |
| CLE vs. DET | 4/13/15  | 13       | 16     |
| CLE vs. CHI | 1/19/15  | 10       | 15     |
| DEN vs. CHA | 1/29/14  | 14       | 15     |
| DEN @ TOR   | 14/8/14  | 12       | 15     |

**CAREER-BEST REBOUNDING PERFORMANCES**

| Game        | Date     | ORB | DRB | TRB | PTS |
|-------------|----------|-----|-----|-----|-----|
| DEN @ GSW   | 4/10/14  | 9   | 20  | 29  | 23  |
| DEN @ BKN   | 12/3/13  | 6   | 14  | 20  | 17  |
| DEN @ POR   | 11/9/14  | 4   | 12  | 16  | 7   |
| CLE vs. CHI | 1/19/15  | 5   | 10  | 15  | 15  |
| DEN @ TOR   | 12/1/13  | 7   | 8   | 15  | 16  |
| DEN vs. IND | 12/20/14 | 3   | 12  | 15  | 6   |
| NYK vs. DET | 1/30/11  | 5   | 9   | 14  | 23  |
| DEN vs. CHA | 1/29/14  | 2   | 12  | 14  | 15  |
| DEN vs. MIN | 12/26/14 | 5   | 9   | 14  | 11  |
| DEN @ PHO   | 11/26/14 | 9   | 4   | 13  | 18  |



7 | LARRY NANCE JR.

# LARRY NANCE JR.

#7 . FORWARD . 6-9 . 230 . 1 YEAR PRO

| BORN                           | HIGH SCHOOL                           | COLLEGE | RESIDENCE     |
|--------------------------------|---------------------------------------|---------|---------------|
| January 1, 1993<br>(Akron, OH) | Revere High School<br>(Richfield, OH) | Wyoming | Redondo Beach |

## CAREER / PLAYOFF HIGHS

|          | CAREER                 |          | PLAYOFFS |
|----------|------------------------|----------|----------|
| PTS      | 17 @ Memphis           | 12/27/15 | - - -    |
| MIN      | 37 vs. Utah            | 1/10/16  | - - -    |
| FG       | 8 @ Memphis            | 12/27/15 | - - -    |
| FGA      | 12 @ Memphis           | 12/27/15 | - - -    |
| 3FG      | 1 @ Orlando            | 11/11/15 | - - -    |
| 3FGA     | 1 @ Houston (10 times) | 4/10/16  | - - -    |
| FT       | 3 @ Sacramento         | 1/7/16   | - - -    |
| FTA      | 4 @ Brooklyn           | 11/6/15  | - - -    |
| OFF. REB | 6 vs. Philadelphia     | 1/1/16   | - - -    |
| DEF. REB | 10 vs. Phoenix         | 1/3/16   | - - -    |
| REB      | 14 vs. Phoenix (twice) | 1/3/16   | - - -    |
| AST      | 3 @ Houston            | 4/10/16  | - - -    |
| STL      | 6 @ Golden State       | 1/14/16  | - - -    |
| BLK      | 3 vs. Phoenix (twice)  | 3/18/16  | - - -    |

## CAREER REGULAR SEASON STATISTICS

| Year  | Team | G  | GS | MIN  | FG  | FGA | PCT  | 3FG | 3FGA | PCT  | FT | FTA | PCT  | OFF | DEF | TOT | A  | PF  | DQ | STL | TO | BLK | PTS | AVG |
|-------|------|----|----|------|-----|-----|------|-----|------|------|----|-----|------|-----|-----|-----|----|-----|----|-----|----|-----|-----|-----|
| 15-16 | LAL  | 63 | 22 | 1266 | 158 | 300 | .527 | 1   | 10   | .100 | 32 | 47  | .681 | 101 | 211 | 312 | 44 | 124 | 0  | 54  | 41 | 23  | 349 | 5.5 |
| TOTAL |      | 63 | 22 | 1266 | 158 | 300 | .527 | 1   | 10   | .100 | 32 | 47  | .681 | 101 | 211 | 312 | 44 | 124 | 0  | 54  | 41 | 23  | 349 | 5.5 |

**HOW ACQUIRED:** Selected by the Lakers in the first round (27th overall) of the 2015 NBA Draft.

**2015-16:** Played in 63 games (22 starts) and averaged 5.5 points, 5.0 rebounds, 0.7 assists, 0.86 steals and 0.37 blocks in 20.1 minutes ... Reached double-figures in scoring nine times ... Had five games of 10+ rebounds ... Tallied three double-doubles ... Finished 3rd among rookies in FG% (.527) and 10th in rebounds per game (5.0) ... Recorded a career-high six steals 1/14 at GSW, becoming the first Lakers rookie since Eddie Jones (11/8/1994 at NYK) to have at least six takeaways in a game ... Grabbed six offensive rebounds 1/1 vs. PHI, and followed up the next game with 10 defensive caroms 1/3 vs. PHX, marking career-bests ... Had 15 points and 14 rebounds on 7-10 shooting 1/3 vs. PHX ... Notched third career double-double with 10 points and 11 rebounds 1/10 vs. UTA ... Tied a career-high with three blocks 3/18 vs. PHX ... Scored six points with five rebounds in his NBA debut 11/6 at BKN ... Went a perfect 6-6 from the field for 13 points with three blocks 11/11 at ORL ... Made first career start 12/7 at TOR, totaling six points, six rebounds and three blocks ... Had a career-high 17 points (8-12 FG) with 11 rebounds and two steals 12/27 at MEM ... Missed 14 total games: One with tendonitis in the right knee (10/28), and 13 as result of a sore right knee (1/17-1/23, 1/31-2/10, 3/2, 3/22, 4/5) ... DNP-CD three times ... Inactive twice.

**COLLEGE:** Finished 5th in Wyoming history in steals (141) and blocks (135), 8th in games played (123), 9th in rebounds (807) and blocks per game (1.1), 13th in games started (90), and 16th in points (1,386) ... Became the 33rd Cowboy to reach 1,000 career points ... Posted 63 double-figure point games, including 17 games with more than 20 points, and 18 double-doubles for his career ... Senior (2014-15): Led Wyoming to a Mountain West tournament title and its first NCAA tournament since 2001-02 ... Named to the All-Mountain West First Team, All-Defensive Team and was Mountain West co-Defensive Player of the Year ... Selected to the Mountain West All-Tournament team ... In 31 games, averaged 16.1 points, 7.2 rebounds, 2.5 assists, 1.2 blocks, and 1.2 steals in 34.9 minutes ... Notched seven double-doubles during the season, including 25 games in double-figure points and seven games with double-figure rebounds ... Had 10 games with 20 or more points, including a season-high 31 points 12/23 at Montana State ... Junior (2013-14): Started 26 games for Wyoming before suffering a season-ending torn ACL in his right knee against Fresno State on 2/18 ... Despite the shortened season, named to the All-MW First Team, Wyoming's first since 2008-09, and to the MW All-Defensive Team ... Notched nine games with double-figure rebounds and eight double-doubles ... Top season performance was a career-high 38 points, 12 rebounds, and two steals in 40 minutes at Denver 12/15 ... Sophomore (2012-13): Started 33 games for Wyoming in 2012-13, missing just one contest with a wrist injury ... Averaged 10.7 points, 6.9 rebounds, 1.3 steals, 1.2 assists, and 0.7 blocks per game, while shooting a team-high 53% from the field ... Ranked in the top 10 of six Mountain West statistical categories, including sixth in defensive rebounds at 5.0 per game ... Freshman (2011-12): Played in all 33 games and averaged 4.1 points, 4.0 rebounds and 0.6 blocks in 18 minutes of action per game ... Led the Cowboys in free throw percentage at .814, ranked second in rebounds, and third in field goal percentage at .462.

**PERSONAL:** Parents are Larry Sr. and Jaynee Nance ... Has an older sister, Casey (26), who played basketball at the University of Dayton and a younger brother, Pete (16) ... Larry Sr., a three-time NBA All-Star, NBA All-Defensive First Team member and winner of the inaugural NBA Slam Dunk Contest in 1984, played 13 seasons in the NBA ... Graduated with a degree from Wyoming in criminal justice ... Considers his greatest personal achievements to date as graduating college and getting drafted by the Lakers ... Prized possession is his Mountain West Championship ring ... Played for the Revere High School Minutemen prior to Wyoming, leading his team to consecutive Suburban League Championship games his final two seasons, while being named Second Team All-Ohio, First Team All-Suburban League and First Team All-District following senior season ... The two league championships were the first for Revere High School since 1976 ... Was Revere's team MVP and left as the all-time leader in blocked shots for a career, season and game ... Didn't play organized basketball until he was 13 ... Stood 5'11" and played guard as a high school freshman ... Diagnosed with Crohn's Disease as a sophomore in high school but has excelled despite it ... Looks up to former NFL quarterback David Garrard, who was diagnosed with Crohn's in 2004 while playing for the Jacksonville Jaguars ... Is an avid video gamer ... Spends the offseason going to the beach ... Volunteers at local youth hospitals, sharing his story on his fight with Crohn's Disease ... Actively involved in Lakers Community appearances, such as the Holiday Party For Kids, Fit For Life Health Fair, and Camp Lakers.





30 | JULIUS RANDLE



# JULIUS RANDLE

#30 . FORWARD . 6-9 . 250 . 2 YEARS PRO

| BORN                              | HIGH SCHOOL                          | COLLEGE  | RESIDENCE   |
|-----------------------------------|--------------------------------------|----------|-------------|
| November 29, 1994<br>(Dallas, TX) | Prestonwood Christian<br>(Plano, TX) | Kentucky | Playa Vista |

## CAREER / PLAYOFF HIGHS

|          | CAREER                       |          | PLAYOFFS |
|----------|------------------------------|----------|----------|
| PTS      | 23 vs. Orlando (twice)       | 3/8/16   | - - - -  |
| MIN      | 39 vs. Miami                 | 3/30/16  | - - - -  |
| FG       | 10 @ Chicago                 | 2/21/16  | - - - -  |
| FGA      | 19 @ Chicago                 | 2/21/16  | - - - -  |
| 3FG      | 1 @ Oklahoma City (10 times) | 4/11/16  | - - - -  |
| 3FGA     | 3 vs. LA Clippers            | 12/25/15 | - - - -  |
| FT       | 7 @ Denver                   | 3/2/16   | - - - -  |
| FTA      | 11 @ Minnesota               | 12/9/15  | - - - -  |
| OFF. REB | 7 @ Toronto (3 times)        | 12/7/15  | - - - -  |
| DEF. REB | 18 vs. Denver                | 3/25/16  | - - - -  |
| REB      | 20 vs. LA Clippers           | 4/6/16   | - - - -  |
| AST      | 10 vs. Denver                | 3/25/16  | - - - -  |
| STL      | 4 vs. Dallas                 | 11/1/15  | - - - -  |
| BLK      | 3 vs. Memphis                | 3/22/16  | - - - -  |

## CAREER REGULAR SEASON STATISTICS

| Year   | Team | G  | GS | MIN  | FG  | FGA | PCT  | 3FG | 3FGA | PCT  | FT  | FTA | PCT  | OFF | DEF | TOT | A   | PF  | DQ | STL | TO  | BLK | PTS | AVG  |
|--------|------|----|----|------|-----|-----|------|-----|------|------|-----|-----|------|-----|-----|-----|-----|-----|----|-----|-----|-----|-----|------|
| 14-15  | LAL  | 1  | 0  | 14   | 1   | 3   | .333 | 0   | 0    | ---  | 0   | 2   | .000 | 0   | 0   | 0   | 0   | 1   | 0  | 0   | 1   | 0   | 2   | 2.0  |
| 15-16  | LAL  | 81 | 60 | 2286 | 358 | 835 | .429 | 10  | 36   | .278 | 193 | 270 | .715 | 172 | 657 | 829 | 144 | 242 | 2  | 53  | 149 | 29  | 919 | 11.3 |
| TOTALS |      | 82 | 60 | 2300 | 359 | 838 | .428 | 10  | 36   | .278 | 193 | 272 | .710 | 172 | 657 | 829 | 144 | 243 | 2  | 53  | 150 | 29  | 921 | 11.2 |

**HOW ACQUIRED:** Selected by the Lakers with the seventh overall pick of the 2014 NBA Draft.

**2015-16:** Suited up in 81 games (60 starts), posting averages of 11.3 points, 10.2 rebounds, 1.8 assists, 0.65 steals and 0.36 blocks in 28.2 minutes ... Registered a team-best 34 double-doubles, including one triple-double ... Scored 10+ points 52 times, including 20+ points six times ... Had 46 10+ rebound games this year, including eight with 15+ boards ... One of only nine players in the NBA to average a double-double for the season, and did so in the fewest minutes played per game (28.2) of anyone in the group ... Ended the year 6th in the NBA in total rebounds ... One of 11 players in the NBA with 34+ point/rebound double-doubles ... Finished 4th in the NBA in defensive rebounding percentage (32.0%) and 10th in total rebounding percentage (19.5%) ... Had the most double-doubles among second-year players ... Had six 20point/10rebounds games ... Corralled a career-high 20 rebounds 4/6 vs. LAC ... At 21 years and 129 days, Randle became the youngest Laker to ever grab 20+ rebounds in a game ... Recorded first career triple-double with a career-high 10 assists, 18 rebounds (career-high 18 defensive boards) and 13 points 3/25 vs. DEN ... Became the second-youngest player in Lakers history to record a triple-double (Magic Johnson) ... The triple-double came in career-game No. 72, joining [listed reverse-chronologically] Elfrid Payton, Hassan Whiteside, Victor Oladipo, Michael Carter-Williams, and Tony Wroten as the only players in the last three seasons to record a triple-double within their first 75 career games ... Set the 2015-16 Lakers individual bench-high in rebounding with 14 12/15 vs. MIL ... Led the team in rebounding 68 times ... Hit a game-winning 8' jumper with :01.9 seconds remaining 3/30 vs. MIA to give Los Angeles its first overtime win of the year ... 11/1 vs. DAL, scored 22 points with 15 rebounds, four assists, and a career-high four steals, all of which were team-highs ... After reaching the 20-point/15-rebound performance plateaus in the same game, became just the fifth player in the last 20+ years to achieve the feat ... Was the youngest player in the NBA to achieve those statistical plateaus since Anthony Randolph on 4/13/09, who is the only player younger to do so since at least the 1985-86 season ... The only Lakers to achieve such plateaus since 1985-86 are Lamar Odom and Vlade Divac ... Logged first career double-double in second NBA game, tallying 15 points and 11 rebounds in 30 minutes 10/28 vs. MIN ... Posted a career-high 23 points with 14 rebounds 1/29 at LAC ... Sat out one game due to a sprained left ankle (12/23).

**CAREER:** 2016 USA Men's Select Team member ... Finished the 2015-16 season ranking 6th in the NBA in total rebounds, fourth in defensive rebounding percentage (32.0%), and 10th in total rebounding percentage (19.5%) ... Talled the most double-doubles (34) among second-year players ... Notched six 20point/10rebounds games ... Recorded first career triple-double with a career-high 10 assists, 18 rebounds (career-high 18 defensive boards) and 13 points 3/25 vs. DEN ... Became the second-youngest player in Lakers history to record a triple-double (Magic Johnson) ... Played in 82 career games (60 starts) with averages of 11.2 points, 10.1 rebounds, and 1.8 assists in 28.0 minutes.

**2014-15:** Recorded first NBA points (two) in 14 minutes played 10/28 vs. Houston in professional debut before suffering a leg injury (tibia fracture, right leg) ... Missed the remaining 81 games due to a tibia fracture, right leg (10/29-11/14, 11/16-4/15).





## JULIUS RANDLE

**COLLEGE:** Appeared in 40 games in lone collegiate season for the University of Kentucky, averaging 15.0 points, 10.4 rebounds, 1.4 assists and 0.8 blocks in 30.8 minutes ... Named SEC Freshman of the Year ... Selected as First Team All-SEC and as SEC All-Freshman ... Received SEC All-Tournament Team honors ... Had seven games with 20+ points ... Totaled 24 double-doubles ... Grabbed double-figure rebounds 27 times ... Led Kentucky in scoring 13 times, rebounding 30 times, assists seven times and blocks four times ... Helped lead Kentucky to the 2014 NCAA National Championship game ... Posted 23 points (11 FT) and 16 rebounds in season-opener 11/8 vs. UNC Asheville ... Recorded 22 points and 14 rebounds 11/10 vs. Northern Kentucky ... Went for 27 points (23 in the 2nd half) and 13 rebounds 11/12 against Michigan State ... Tallied 22 points, 10 rebounds, four assists and two blocks in a victory 11/19 vs. Texas-Arlington ... Recorded a double-double with 15 points and 15 boards 11/25 vs. Cleveland State ... Had seventh consecutive double-double to start the season with 14 points and 10 rebounds 11/27 vs. Eastern Michigan ... Notched eighth double-double of the season with 17 points and 11 boards 12/10 vs. Boise State ... Scored 29 points, with 13 free throws, and grabbed 10 boards 12/21 vs. Belmont ... Totaled 17 points, shooting 7-of-8 from the floor in the first half in a win 12/28 vs. Louisville ... Contributed 20 points and 14 rebounds 1/14 at Arkansas ... Registered 13 points and 13 rebounds 2/15 vs. Florida for 13th career double-double ... Had a team-high 25 points and 13 rebounds 2/18 at Ole Miss ... Scored with 3.9 seconds left in overtime to propel Kentucky to a 77-76 win over LSU on 2/22 ... Posted a double-double with 16 points and 10 rebounds 3/8 at Florida ... Recorded a double-double with 17 points and 16 boards against LSU in the SEC Tournament ... Posted sixth consecutive double-double with 12 points and 11 rebounds vs. Georgia in the SEC Tournament ... Totaled 19 points and 15 rebounds against Kansas State on 3/21 ... Recorded 13 points, 10 rebounds and a career-best six assists in a win over Wichita State on 3/23 ... Tallied 15 points and 12 rebounds for UK in a Sweet 16 victory over Louisville on 3/28 ... Recorded his nation-leading 24th double-double with 16 points and 11 rebounds in the Elite Eight vs. Michigan on 3/30 ... Notched 16 points and five rebounds for the Wildcats in a victory over Wisconsin on 4/5 in the Final Four ... Recorded 10 points, six rebounds and four assists 4/7 vs. Connecticut in the National Championship game ... Among watch list candidates for the Oscar Robertson Trophy and the Wayman Tisdale Award ... Media preseason selection for SEC Player of the Year ... A preseason All-America candidate for NBC and CBS ... Earned preseason All-SEC honors by the media.

**PERSONAL:** Son of Carolyn Kyles ... Has one sister, Nastassia ... Born Nov. 29, 1994 in Dallas, Texas ... Mother played basketball at Texas ... Chose Kentucky over Kansas, Texas and Florida ... In high school at Prestonwood Christian Academy, averaged 32.5 points and 22.5 rebounds per game as a senior en route to claiming the state title ... Won state titles during his freshman, junior, and senior seasons ... Ranked the nation's consensus top power forward out of high school and was ranked the No. 2 overall player by Rivals, the No. 3 overall player by ESPN, and the No. 5 overall player by Scout ... McDonald's All-America selection ... Earned co-MVP honors of the Jordan Brand Classic game with 19 points and seven rebounds ... Played in the FIBA tournament with Team USA's U18 squad where he averaged 14.2 points and 6.6 rebounds per game ... Majoring in business ... Lists football as a non-sports related talent ... Favorite non-NBA sports team is the Dallas Cowboys ... Addressed the Staples Center crowd on MLK Day in 2016 ... Away from the court, Julius made it a point to give back to the community during his rookie season at events such as the Lakers Youth Foundation Casino Night, Lakers Youth Foundation Court Dedication at the Los Angeles Harbor Boys & Girls Club, Toys for Tots Collection, Season of Giving Holiday Party for Kids, USO Visit with Delta, Trees for Threes Tree Planting, Lakers Youth Foundation Golf Tournament, Camp Lakers and a visit with children at the Inglewood Salvation Army.





**2015-16 NBA LEADERS (TOTAL REBOUNDS)**

| Rank | Player               | Team       | ORB        | DRB        | TRB        |
|------|----------------------|------------|------------|------------|------------|
| 1    | Andre Drummond       | DET        | 395        | 803        | 1198       |
| 2    | DeAndre Jordan       | LAC        | 297        | 792        | 1059       |
| 3    | Hassan Whiteside     | MIA        | 238        | 627        | 865        |
| 4    | Karl-Anthony Towns   | MIN        | 228        | 629        | 857        |
| 5    | Dwight Howard        | HOU        | 238        | 597        | 835        |
| 6    | <b>Julius Randle</b> | <b>LAL</b> | <b>172</b> | <b>657</b> | <b>829</b> |
| 7    | Pau Gasol            | CHI        | 155        | 638        | 793        |
| 8    | Draymond Green       | GSW        | 134        | 635        | 769        |
| 9    | Kevin Love           | CLE        | 149        | 613        | 762        |
| 10   | DeMarcus Cousins     | SAC        | 158        | 589        | 747        |

**2015-16 2ND YEAR LEADERS (REBOUNDS)**

| Rank | Player               | Team       | GP        | TRB        | RPG         |
|------|----------------------|------------|-----------|------------|-------------|
| 1    | <b>Julius Randle</b> | <b>LAL</b> | <b>81</b> | <b>829</b> | <b>10.2</b> |
| 2    | Nerlens Noel         | PHI        | 62        | 542        | 8.1         |
| 3    | Aaron Gordon         | ORL        | 78        | 507        | 6.5         |
| 4    | Clint Capela         | HOU        | 77        | 494        | 6.4         |
| 5    | Nikola Mirotic       | CHI        | 66        | 362        | 5.5         |
| 6    | Jusuf Nurkic         | DEN        | 32        | 175        | 5.5         |
| 7    | Jabari Parker        | MIL        | 76        | 395        | 5.2         |
| 8    | Joffrey Lauvergne    | DEN        | 59        | 290        | 4.9         |
| 9    | JaMychal Green       | MEM        | 78        | 373        | 4.8         |
| 10   | Jerami Grant         | PHI        | 77        | 361        | 4.7         |

**2015-16 PLAYERS AVERAGING A DOUBLE-DOUBLE**

| Rank | Player               | Team       | GP        | RPG         | PPG         |
|------|----------------------|------------|-----------|-------------|-------------|
| 1    | DeMarcus Cousins     | SAC        | 65        | 11.5        | 26.9        |
| 2    | Anthony Davis        | NOP        | 61        | 10.3        | 24.3        |
| 3    | Karl-Anthony Towns   | MIN        | 82        | 10.5        | 18.3        |
| 4    | Pau Gasol            | CHI        | 72        | 11.0        | 16.5        |
| 5    | Andre Drummond       | DET        | 81        | 14.8        | 16.2        |
| 6    | Hassan Whiteside     | MIA        | 73        | 11.8        | 14.2        |
| 7    | Dwight Howard        | HOU        | 71        | 11.8        | 13.7        |
| 8    | DeAndre Jordan       | LAC        | 77        | 13.8        | 12.7        |
| 9    | <b>Julius Randle</b> | <b>LAL</b> | <b>81</b> | <b>10.2</b> | <b>11.3</b> |





1 | D'ANGELO RUSSELL



# D'ANGELO RUSSELL

#1 . GUARD . 6-5 . 195 . 1 YEAR PRO

| BORN                                  | HIGH SCHOOL                          | COLLEGE    | RESIDENCE   |
|---------------------------------------|--------------------------------------|------------|-------------|
| February 23, 1996<br>(Louisville, KY) | Montverde Academy<br>(Montverde, FL) | Ohio State | Playa Vista |

## CAREER / PLAYOFF HIGHS

|          | CAREER                     |          | PLAYOFFS |
|----------|----------------------------|----------|----------|
| PTS      | 39 vs. Brooklyn            | 3/1/16   | - - -    |
| MIN      | 38 @ Portland              | 11/28/15 | - - -    |
| FG       | 14 vs. Brooklyn            | 3/1/16   | - - -    |
| FGA      | 23 @ San Antonio           | 12/11/15 | - - -    |
| 3FG      | 8 vs. Brooklyn             | 3/1/16   | - - -    |
| 3FGA     | 12 vs. Brooklyn            | 3/1/16   | - - -    |
| FT       | 11 @ New Orleans           | 4/8/16   | - - -    |
| FTA      | 13 @ New Orleans           | 4/8/16   | - - -    |
| OFF. REB | 5 @ Atlanta                | 12/4/15  | - - -    |
| DEF. REB | 9 vs. Portland             | 11/22/16 | - - -    |
| REB      | 10 @ Atlanta               | 12/4/15  | - - -    |
| AST      | 8 @ Memphis                | 2/24/16  | - - -    |
| STL      | 4 vs. Sacramento (4 times) | 3/15/16  | - - -    |
| BLK      | 2 @ Phoenix                | 3/23/16  | - - -    |

## CAREER REGULAR SEASON STATISTICS

| Year Team | G  | GS | MIN  | FG  | FGA | PCT  | 3FG | 3FGA | PCT  | FT  | FTA | PCT  | OFF | DEF | TOT | A   | PF  | DQ | STL | TO  | BLK | PTS  | AVG  |
|-----------|----|----|------|-----|-----|------|-----|------|------|-----|-----|------|-----|-----|-----|-----|-----|----|-----|-----|-----|------|------|
| 15-16 LAL | 80 | 48 | 2259 | 392 | 956 | .410 | 130 | 370  | .351 | 140 | 190 | .737 | 47  | 227 | 274 | 266 | 142 | 0  | 93  | 196 | 13  | 1054 | 13.2 |
| TOTALS    | 80 | 48 | 2259 | 392 | 956 | .410 | 130 | 370  | .351 | 140 | 190 | .737 | 47  | 227 | 274 | 266 | 142 | 0  | 93  | 196 | 13  | 1054 | 13.2 |

**HOW ACQUIRED:** Selected by the Lakers with the second overall pick of the 2015 NBA Draft.

**2015-16:** Played in 80 games (48 starts), averaging 13.2 points, 3.4 rebounds, 3.3 assists, 1.16 steals and 0.16 blocks in 28.2 minutes ... Finished with 10+ points in 53 games, 20+ points in 13 games and 30+ points in two games ... Had one double-double ... Finished the year ranked 4th among rookies in assists and steals, and 5th in points and three-point field goal percentage ... One of 10 American rookie and sophomore players selected by the league's assistant coaches to participate in the Rising Stars Challenge at NBA All-Star 2016, tallying 22 points, a USA team-high seven assists and two steals in 16:20 off the bench ... Youngest player in NBA history to make 120+ three-pointers in a single season ... One of only 20 NBA rookies in NBA history to make 120 triples in a season ... Finished tied for 15th among rookies in most three-pointers made in a season (130) ... Became the youngest player in NBA history to make eight three-pointers in a game 3/1 vs. BKN at 20 years and seven days ... The eight triples in a game are the most by a rookie in Lakers history (previously Nick Van Exel with six twice) ... Had a historic rookie performance 3/1 vs. BKN with career-highs of 39 points, eight three-pointers made, and 14 made field goals ... The 39 points was the most by a Lakers rookie since Elgin Baylor scored 39 on 3/11/59 ... Became just the third rookie in Laker history to score at least 39 points in a game, joining Baylor (three times) and Vern Mikkelsen ... Marked the first 39+ point performance by a rookie in the NBA since Jordan Crawford did so 3/30/11 ... Became just the second rookie in NBA history to score at least 39 points while making eight three-pointers, joining Rodrigue Beaubois (40 points and nine triples 3/27/10) ... Set career-highs with 11 free throws made and 13 free throws attempted 4/8 at NOP ... Scored 20+ points in a season-long four straight games from 2/24-3/2 ... Posted a career-high eight assists 2/24 at MEM ... Had four steals four times ... Recorded first career double-double 12/4 at ATL with a career-high 10 rebounds (career-high five offensive rebounds) and 16 points ... Scored 23 points, including 13 in the 4th quarter and the game-tying basket to send it to overtime, with three assists 12/9 at MIN ... Scored 22 points and dished a career-high eight assists 2/24 at MEM ... Had 21 points with five assists and a career-high tying four steals 3/6 vs. GSW ... Tied a career-high with four steals to go with 14 points 3/15 vs. SAC ... Totaled 32 points (11-13 FT) 4/8 at NOP ... Missed one game due to a sore throat (1/5) and another game due to a sprained right ankle (1/10).

**COLLEGE:** Appeared and started in all 35 games in lone collegiate season at Ohio State, averaging 19.3 points per game, 5.7 rebounds, 5.0 assists and 1.57 steals in 33.9 minutes ... Won the Jerry West Award, honoring the nation's best shooting guard ... Consensus First-Team All-American ... Selected First-Team All-Big 10 and Big 10 Freshman of the Year by both coaches and media ... Finished 5th in the John R. Wooden Award voting following the 2014-15 season ... Won the USBWA Wayman Tisdale Freshman of the Week award 1/26 and 2/10 ... National Player of the Week selection by NCAA.com, Naismith, USBWA, and CBSSports.com for the week of 1/26 ... USBWA All-District V ... Was the Big 10 Player of the Week twice (1/26 and 2/9) and the Big Ten Freshman of the Week seven times (12/8, 12/29, 1/19, 1/26, 2/2, 2/9, 3/2) ... Scored a career-high 33 points 1/22 at Northwestern ... Was the leading freshman scorer in the country ... Recorded a triple-double of 23 points, 11 rebounds, and 11 assists 2/8 at Rutgers, the first triple-double by an Ohio State freshman ... Had three additional double-doubles, twice with points/rebounds and once with points/assists ... Scored in double-figures 32 consecutive times ... Had the fourth-highest PAR (points+assists+rebounds) of any player in the Big 10 in the last 10 years (30.0) ... Notched a career-high 14 rebounds on two occasions (1/17 at Iowa and 1/29 vs. Maryland) ... Had a season-best six offensive rebounds 1/17 at Iowa ... Knocked down 4+ three-pointers on 10 occasions ... Collected a season-high four steals 1/13 vs. Michigan.





## D'ANGELO RUSSELL

**PERSONAL:** Son of Antonio Russell and Keisha Rowe ... Has four siblings: Antonio Russell, Lashaun Gilliam, Tayshaun Brown, and Cloee Russell ... From Louisville ... 2016 USA Basketball Men's Select Team member ... Had a solo draft workout with the Lakers on June 8th, 2015 and a second group workout on June 20th before being selected by the team ... McDonald's All-American selection in 2014 at the conclusion of his prep career ... Participated in the 2014 Jordan Brand Classic ... Attended Montverde Academy (Monteverde, FL) in high school, helping the team to a 27-2 records as a junior before going 28-0 as a senior while winning the National High School Invitational championship both years ... Played alongside current NBA pros Joel Embiid, Dakari Johnson and Michael Frazier II at Montverde ... Transferred to Montverde from Central High School in Louisville, KY after his freshman season ... Seeks to join Rajon Rondo, Darrell Griffith, and Muhammad Ali as sports "icons" from Louisville ... The athlete he most admires outside of the NBA is Muhammad Ali ... Began playing organized basketball at the age of nine ... Lists greatest personal achievement as making it to the NBA ... Person most admired is his father ... In his free time, enjoys watching movies, with his favorite actor being Will Smith ... Hip-hop artist J Cole is his favorite musician ... During the offseason enjoys paintballing ... After retiring from the NBA, wants to become a broadcaster ... Favorite non-NBA sports team is Ohio State football ... Named after R&B singer-songwriter D'Angelo ... Hit the ground running in the Lakers community ... Participated in the Kaiser Permanente Fit For Life Health Clinic, the Salvation Army Turkey Giveaway, the Challengers Boys & Girls Club court renovation, various Meet & Greets, and has helped the Lakers Youth Foundation put on Camp Lakers each of the last two offseasons.







**2015-16 ROOKIE LEADERS (SCORING)**

| Rank | Player                  | Team       | GP        | PTS         | PPG         |
|------|-------------------------|------------|-----------|-------------|-------------|
| 1    | Karl-Anthony Towns      | MIN        | 82        | 1503        | 18.3        |
| 2    | Jahlil Okafor           | PHI        | 53        | 928         | 17.5        |
| 3    | Kristaps Porzingis      | NYK        | 72        | 1028        | 14.3        |
| 4    | Devin Booker            | PHO        | 76        | 1048        | 13.8        |
| 5    | <b>D'Angelo Russell</b> | <b>LAL</b> | <b>80</b> | <b>1054</b> | <b>13.2</b> |
| 6    | Emmanuel Mudiay         | DEN        | 68        | 872         | 12.8        |
| 7    | Myles Turner            | IND        | 60        | 619         | 10.3        |
| 8    | Nikola Jokic            | DEN        | 80        | 796         | 10.0        |
| 9    | Stanley Johnson         | DET        | 73        | 593         | 8.1         |
| 10   | Frank Kaminsky          | CHA        | 81        | 606         | 7.5         |

**2015-16 ROOKIE LEADERS (ASSISTS)**

| Rank | Player                  | Team       | GP        | AST        | APG        |
|------|-------------------------|------------|-----------|------------|------------|
| 1    | Emmanuel Mudiay         | DEN        | 68        | 372        | 5.5        |
| 2    | T.J. McConnell          | PHI        | 81        | 367        | 4.5        |
| 3    | <b>Marcelo Huertas</b>  | <b>LAL</b> | <b>53</b> | <b>182</b> | <b>3.4</b> |
| 4    | <b>D'Angelo Russell</b> | <b>LAL</b> | <b>80</b> | <b>266</b> | <b>3.3</b> |
| 5    | Tyus Jones              | MIN        | 37        | 108        | 2.9        |
| 6    | Devin Booker            | PHO        | 76        | 200        | 2.6        |
| 7    | Nikola Jokic            | DEN        | 80        | 189        | 2.4        |
| 8    | Jerian Grant            | NYK        | 76        | 177        | 2.3        |
| 9    | Raul Neto               | UTA        | 81        | 174        | 2.1        |
| 10   | Karl-Anthony Towns      | MIN        | 82        | 161        | 2.0        |

**2015-16 ROOKIE LEADERS (3-PT FG PERCENTAGE)**

| Rank | Player                  | Team       | 3FG        | 3GA        | PCT         |
|------|-------------------------|------------|------------|------------|-------------|
| 1    | Josh Richardson         | MIA        | 53         | 115        | .461        |
| 2    | Raul Neto               | UTA        | 64         | 162        | .395        |
| 3    | Nemanja Bjelica         | MIN        | 48         | 125        | .384        |
| 4    | Trey Lyles              | UTA        | 49         | 128        | .383        |
| 5    | <b>D'Angelo Russell</b> | <b>LAL</b> | <b>130</b> | <b>370</b> | <b>.351</b> |
| 6    | Mario Hezonja           | ORL        | 67         | 192        | .349        |
| 7    | Devin Booker            | PHO        | 99         | 289        | .343        |
| 8    | Frank Kaminsky          | CHA        | 68         | 202        | .337        |
| 9    | Kristaps Porzingis      | NYK        | 81         | 243        | .333        |
| 10   | Emmanuel Mudiay         | DEN        | 74         | 232        | .319        |

**2015-16 ROOKIE LEADERS (STEALS)**

| Rank | Player                  | Team       | GP        | STL       | SPG         |
|------|-------------------------|------------|-----------|-----------|-------------|
| 1    | Rondae Hollis-Jefferson | BKN        | 29        | 39        | 1.34        |
| 2    | T.J. McConnell          | PHI        | 81        | 95        | 1.17        |
| 3    | <b>D'Angelo Russell</b> | <b>LAL</b> | <b>80</b> | <b>93</b> | <b>1.16</b> |
| 4    | Nikola Jokic            | DEN        | 90        | 79        | 0.99        |
| 5    | Emmanuel Mudiay         | DEN        | 68        | 65        | 0.96        |
| 6    | Justice Winslow         | MIA        | 78        | 68        | 0.87        |
| 7    | Larry Nance Jr.         | LAL        | 63        | 54        | 0.86        |
| 8    | Tyus Jones              | MIN        | 37        | 31        | 0.84        |
| 9    | Raul Neto               | UTA        | 81        | 62        | 0.77        |
| 10   | Stanley Johnson         | DET        | 73        | 55        | 0.75        |

**LAKERS SINGLE GAME 3-PT FIELD GOALS MADE**

| Rank | Player                  | Opponent            | Date          | 3PM      |
|------|-------------------------|---------------------|---------------|----------|
| 1    | Kobe Bryant             | vs. Seattle         | 1/7/03        | 12*      |
| 2    | Kobe Bryant             | vs. Memphis         | 3/28/08       | 9        |
| 3    | Kobe Bryant             | @ Utah              | 3/22/05       | 9        |
| 4    | Kobe Bryant             | vs. Washington      | 3/28/03       | 9        |
| 5    | <b>D'Angelo Russell</b> | <b>vs. Brooklyn</b> | <b>3/1/16</b> | <b>8</b> |
| 6    | Jordan Farmar           | vs. Sacramento      | 2/28/14       | 8        |
| 7    | Kobe Bryant             | @ Utah              | 3/16/07       | 8        |
| 8    | Glen Rice               | vs. Portland        | 5/5/99        | 8        |
| 9    | Nick Van Exel           | @ Dallas            | 3/4/97        | 8        |
| 10   | Nick Van Exel           | @ Denver            | 2/13/97       | 8        |
| 11   | Nick Van Exel           | @ Dallas            | 12/13/94      | 8        |

*\*tied for most in NBA history*





23 | LOU WILLIAMS



# LOU WILLIAMS

#23 . GUARD 6-1 . 175 . 11 YEARS PRO

| BORN                              | HIGH SCHOOL                        | COLLEGE | RESIDENCE      |
|-----------------------------------|------------------------------------|---------|----------------|
| October 27, 1986<br>(Memphis, TN) | South Gwinnett<br>(Snellville, GA) | None    | Marina Del Rey |

## CAREER / PLAYOFF HIGHS

|          | CAREER                              | PLAYOFFS                          |
|----------|-------------------------------------|-----------------------------------|
| PTS      | 44 vs. Oklahoma City 1/8/16         | 20 vs. Washington (twice) 4/21/15 |
| MIN      | 48 vs. Detroit 12/26/12             | 39 @ Boston 5/14/12               |
| FG       | 12 vs. Oklahoma City (twice) 1/8/16 | 8 @ Chicago 5/11/12               |
| FGA      | 25 vs. Oklahoma City 1/8/16         | 16 vs. Washington 4/18/15         |
| 3FG      | 7 @ Atlanta 2/20/15                 | 3 @ Orlando 4/19/09               |
| 3FGA     | 14 vs. Oklahoma City 1/8/16         | 8 vs. Washington 4/18/15          |
| FT       | 16 vs. Denver 11/3/15               | 10 vs. Washington 4/21/15         |
| FTA      | 19 vs. Denver 11/3/15               | 10 vs. Washington (twice) 4/21/15 |
| OFF. REB | 3 vs. Utah (11 times) 1/10/16       | 2 @ Boston 5/14/12                |
| DEF. REB | 10 @ Golden State (twice) 2/23/10   | 5 @ Boston 5/14/12                |
| REB      | 10 @ Golden State (twice) 2/23/10   | 7 @ Boston 5/14/12                |
| AST      | 12 vs. Indiana 12/29/12             | 8 vs. Boston 5/18/12              |
| STL      | 7 @ Washington 12/2/15              | 4 vs. Indiana 4/26/14             |
| BLK      | 3 vs. Dallas (4 times) 1/26/16      | 1 vs. Indiana (twice) 4/24/14     |

## CAREER REGULAR SEASON STATISTICS

| Year   | Team | G   | GS | MIN   | FG   | FGA  | PCT  | 3FG | 3FGA | PCT  | FT   | FTA  | PCT  | OFF | DEF  | TOT  | A    | PF  | DQ | STL | TO  | BLK | PTS  | AVG  |
|--------|------|-----|----|-------|------|------|------|-----|------|------|------|------|------|-----|------|------|------|-----|----|-----|-----|-----|------|------|
| 05-06  | PHI  | 30  | 0  | 145   | 23   | 52   | .442 | 2   | 9    | .222 | 8    | 13   | .615 | 3   | 16   | 19   | 10   | 13  | 0  | 5   | 13  | 0   | 56   | 1.9  |
| 06-07  | PHI  | 61  | 0  | 688   | 93   | 211  | .441 | 12  | 37   | .324 | 64   | 92   | .696 | 17  | 53   | 70   | 110  | 42  | 0  | 22  | 46  | 1   | 262  | 4.3  |
| 07-08  | PHI  | 80  | 0  | 1862  | 319  | 752  | .424 | 55  | 153  | .359 | 227  | 290  | .783 | 41  | 126  | 167  | 253  | 130 | 0  | 81  | 125 | 13  | 920  | 11.5 |
| 08-09  | PHI  | 81  | 0  | 1919  | 336  | 844  | .398 | 63  | 220  | .286 | 304  | 385  | .790 | 36  | 129  | 165  | 242  | 128 | 0  | 85  | 151 | 14  | 1039 | 12.8 |
| 09-10  | PHI  | 64  | 38 | 1912  | 318  | 677  | .470 | 70  | 206  | .340 | 192  | 233  | .824 | 25  | 162  | 187  | 268  | 110 | 1  | 80  | 106 | 15  | 898  | 14.0 |
| 10-11  | PHI  | 75  | 0  | 1747  | 323  | 795  | .406 | 88  | 253  | .348 | 293  | 356  | .823 | 32  | 117  | 149  | 252  | 128 | 1  | 47  | 102 | 17  | 1027 | 13.7 |
| 11-12  | PHI  | 64  | 0  | 1682  | 318  | 782  | .407 | 83  | 229  | .362 | 237  | 292  | .812 | 30  | 125  | 155  | 221  | 90  | 0  | 53  | 71  | 18  | 956  | 14.9 |
| 12-13  | ATL  | 39  | 9  | 1119  | 187  | 443  | .422 | 72  | 196  | .367 | 105  | 121  | .868 | 8   | 72   | 80   | 139  | 55  | 0  | 44  | 74  | 10  | 551  | 14.1 |
| 13-14  | ATL  | 60  | 7  | 1445  | 197  | 493  | .400 | 79  | 231  | .342 | 152  | 179  | .849 | 10  | 114  | 124  | 151  | 65  | 0  | 45  | 92  | 4   | 625  | 10.4 |
| 14-15  | TOR  | 80  | 0  | 2016  | 375  | 928  | .404 | 152 | 447  | .340 | 340  | 395  | .861 | 24  | 127  | 151  | 164  | 103 | 0  | 88  | 101 | 10  | 1242 | 15.5 |
| 14-15  | LAL  | 67  | 35 | 1907  | 283  | 693  | .408 | 110 | 320  | .344 | 352  | 424  | .830 | 31  | 138  | 169  | 167  | 107 | 1  | 62  | 107 | 19  | 1028 | 15.3 |
| TOTALS |      | 701 | 89 | 16442 | 2772 | 6670 | .416 | 786 | 2301 | .342 | 2274 | 2780 | .818 | 257 | 1179 | 1436 | 2036 | 971 | 3  | 612 | 988 | 121 | 8604 | 12.3 |

## CAREER POSTSEASON STATISTICS

| Year   | Team | G  | GS | MIN  | FG  | FGA | PCT  | 3FG | 3FGA | PCT  | FT  | FTA | PCT  | OFF | DEF | TOT | A  | PF | DQ | STL | TO | BLK | PTS | AVG  |
|--------|------|----|----|------|-----|-----|------|-----|------|------|-----|-----|------|-----|-----|-----|----|----|----|-----|----|-----|-----|------|
| 07-08  | PHI  | 6  | 0  | 135  | 24  | 60  | .400 | 2   | 9    | .222 | 22  | 30  | .733 | 3   | 9   | 12  | 12 | 11 | 0  | 6   | 7  | 0   | 72  | 12.0 |
| 08-09  | PHI  | 6  | 0  | 149  | 21  | 51  | .412 | 6   | 16   | .375 | 10  | 15  | .667 | 2   | 13  | 15  | 17 | 10 | 0  | 3   | 12 | 1   | 58  | 9.7  |
| 10-11  | PHI  | 5  | 0  | 130  | 17  | 52  | .327 | 6   | 20   | .300 | 14  | 19  | .737 | 0   | 8   | 8   | 15 | 6  | 0  | 5   | 4  | 0   | 54  | 10.8 |
| 11-12  | PHI  | 13 | 0  | 358  | 50  | 142 | .352 | 8   | 48   | .167 | 41  | 52  | .788 | 3   | 24  | 27  | 39 | 17 | 0  | 13  | 16 | 0   | 149 | 11.5 |
| 13-14  | ATL  | 7  | 0  | 133  | 19  | 50  | .380 | 5   | 16   | .313 | 15  | 16  | .938 | 0   | 16  | 16  | 8  | 10 | 0  | 7   | 13 | 1   | 58  | 8.3  |
| 14-15  | TOR  | 4  | 0  | 102  | 16  | 51  | .314 | 4   | 21   | .190 | 15  | 18  | .833 | 2   | 5   | 7   | 5  | 9  | 0  | 6   | 3  | 0   | 51  | 12.8 |
| TOTALS |      | 41 | 0  | 1007 | 147 | 406 | .362 | 31  | 130  | .238 | 117 | 150 | .780 | 10  | 75  | 85  | 96 | 63 | 0  | 40  | 55 | 2   | 442 | 10.8 |

**HOW ACQUIRED:** Signed by the Lakers as a free agent on July 9, 2015.

**2015-16:** Appeared in 67 games (35 starts) and averaged 15.3 points, 2.5 rebounds, 2.5 assists, 0.93 steals and 0.28 blocks in 28.5 minutes ... Notched 57 games of 10+ points, including 16 games of 20+ points (two 30+ point games and one 40+) ... Erupted for a career-high 44 points (12-25 FG, 15-15 FT), including 23 fourth quarter points, 1/8 vs. OKC ... After going 15-15 from the free throw line, joined a short list of just six Lakers players who have gone perfect from the charity stripe while attempting 15+ free throws in a game (since 1963-64) ... The 12 field goals made matched a career-high (also done 11/20/09 vs. MEM) ... Became the first Laker to score 40+ points in a game since Kobe Bryant scored 44 points 11/16/14 at GSW ... On 3/18 vs. PHX, scored 30 points off the bench, the most points scored by a Laker reserve this season ... Set a career-high with seven steals 12/2 at WAS, becoming the first Laker since Metta World Peace 1/9/13 at SAS to have at least seven steals in a game ... Since at least 1985-86, just nine Lakers have achieved the feat of 7+ steals ... In nine games following a return from a hamstring injury, led the team in scoring five times (all from the bench) ... Set a career-high with 16 free throws made 11/3 vs. DEN on 19 attempts ... Scored 15 or more points in 10 straight games from 1/7-1/23, marking longest streak of career with 15+ in consecutive games ... Finished with three blocks 1/26 vs. DAL tying a career-high (done for the fourth time in career) ... Scored 10 points without making a field goal (10-10 FT) 1/5 vs. GSW, becoming just the 23rd player in NBA history since the 1962-63 season to score at least 10 points without making a shot from the field and joining Magic Johnson (0-4 FG, 10-11 FT 4/2/96 at CHA) as the only Lakers players to do so ... Scored in double-figures in a career-best 19 consecutive games from 12/28-2/2 ... Scored 30 points on 11-17 shooting (6-7 3FGM) 1/3 vs. PHX ... Posted third straight game with 20 points 1/17 vs. HOU ... Notched 28 points (9-15 FG) with four rebounds 2/10 at CLE ... Sat out six games due to injury: One game with an upper respiratory infection (1/28) and five with a mild left hamstring strain (3/2-3/10) ... Missed two games due to personal reasons (11/28-11/29) ... DNP-CD seven times.





## LOU WILLIAMS

**CAREER:** Selected in the second round (45th overall) by Philadelphia in the 2005 NBA Draft ... Re-signed as a restricted free agent with Philadelphia on August 4, 2008 ... Signed as a free agent by Atlanta on July 12, 2012 ... Traded by Atlanta with Lucas Nogueira to Toronto for John Salmons and a 2015 second-round pick on June 30, 2014 ... 2014-15 NBA Sixth Man of the Year ... Has played in 701 career regular season games (89 starts) with Philadelphia, Atlanta, Toronto, and the Lakers averaging 12.3 points, 2.9 assists and 2.0 rebounds in 23.5 minutes (34.2 3FG%, 81.8 FT%) ... Has appeared in 41 playoff games (all as a reserve), averaging 10.8 points, 2.1 rebounds and 2.3 assists in 24.5 minutes ... Owns 104 career 20+ point games with eight 30+ point outings and one 40+ point game ... Has 12 career games of 5+ three-pointers made ... Holds three career double-doubles (two point/rebound; one point/assist).

**2014-15:** (Toronto Raptors): NBA Sixth Man of the Year ... Averaged a career-best 15.5 points with 2.1 assists, 1.10 steals and 25.2 minutes in 80 games, all as a reserve with Toronto ... Ranked first among all NBA reserves in total points (1242), three-pointers made (152), free throws made (340), 10+ point games (44) and 25+ point games (11) ... Set a personal career best with 152 made three-pointers ... Led the team in scoring on 18 occasions ... Poured in a career-high 36 points (15-15 FT) 11/22 at Cleveland, becoming the eighth Raptor to score 30+ points as a reserve ... Named Eastern Conference Player of the Week for games played Nov. 17-23, averaging 23.7 points while shooting 52.6% (10-of-19) from three-point range and a perfect 21-of-21 at the free throw line ... Facing former team, led the bench with 22 points 11/26 at Atlanta ... Scored in double digits in eight straight contests (11/15-30), averaging 19.8 points ... Scored five of team-high 26 points in overtime 12/8 vs. Denver ... Recorded a team high-tying four assists 12/22 at Chicago ... Posted a team-high 31 points, with a season-high 11 FG 12/28 at Denver ... Scored 10+ points in a season-high 10 consecutive games (1/18 - 2/2), averaging 17.3 points ... Connected on a career-high seven made three-pointers 2/20 at Atlanta ... Scored 20+ points in three straight games (2/28 - 3/4), averaging 23.0 points ... Finished with 26 points, including a Raptors franchise record for points in any quarter with 21 in the fourth, and a season-high six assists 3/4 vs. Cleveland ... Scored 13+ points in eight consecutive contests (3/22 - 4/3) ... Hit the game-winning three-pointer with 9.9 second remaining 4/10 at Orlando ... Poured in a game-high 29 points, including 17 points in the second quarter, 4/11 at Miami ... Missed one game (2/21) with a sprained left ankle.

**2013-14:** (Atlanta Hawks): Averaged 10.4 points, 3.5 assists and 2.1 rebounds in 24.1 minutes over 60 games (seven starts) ... Shot 34.2% from three-point range and 84.9% at the foul line ... In seven starts, averaged 11.3 points, 4.0 assists and 2.6 rebounds in 30.6 minutes ... Ranked tied for 21st in the NBA in free throw percentage ... Scored 10+ points 30 times, including five 20+ point efforts ... Led the team in assists 11 times, scoring on two occasions and rebounding once ... Ranked second on the club in three-pointers made (79), 3rd in assists per game and 5th in points per game ... Made season debut 11/15 vs. Philadelphia, playing in his first contest since tearing his right ACL on Jan. 18, 2013 at Brooklyn ... Dished out a season-high eight assists 11/26 vs. Orlando ... Knocked down a season-best six three-pointers en route to 27 points in 29 minutes 12/14 at New York ... Made a season-best tying six three-pointers (6-10) 12/20 vs. Utah, finishing with 25 points, four steals, two rebounds and two assists in 24 minutes ... Went 10-10 from the foul line in overtime ending the night with a season-best 28 points (7-12 FG, 4-7 3FG, 10-12 FT), along with five rebounds, one assist and one steal, in 34 minutes 12/28 vs. Charlotte ... Scored 23 points, including 18 points (5-5 FG, 3-3 3FG, 5-5 FT) in the fourth quarter, 4/12 vs. Miami ... Missed eight games due to right knee rehab (10/30 - 11/13) ... Appeared in seven playoff games during first-round series vs. Indiana, averaging 8.3 points, 2.3 assists and 19.0 minutes ... Tallied 16 points in 25 minutes in Game 6 on 5/1 vs. Indiana.

**2012-13:** (Atlanta Hawks): Averaged 14.1 points, 3.6 assists, 2.1 rebounds and 1.13 steals in 28.7 minutes, playing in 39 games (nine starts) ... First season in Atlanta was cut short by a torn right ACL injury sustained 1/18 at Brooklyn ... Underwent surgery 2/7 ... Missed 43 games due to the injury and subsequent surgery (1/19 - 4/17) ... Shot 36.7% from three-point range and 86.8% from the free-throw line ... Scored in double-figures 29 times, including eight 20-plus point efforts ... Put up averages of 18.6 points, 5.8 assists and 3.9 rebounds in 39.0 minutes as a starter ... Tied a career best with three blocks 11/23 at Charlotte ... Played a career-best 48 minutes 12/26 vs. Detroit, finishing with 18 points, eight rebounds, seven assists, two steals and one block ... Dished out a career-high 12 assists to go with 21 points 12/29 vs. Indiana, notching first career point/assist double-double ... Made five three-pointers in consecutive games 1/4 at Detroit and 1/5 vs. Boston.

**2011-12:** (Philadelphia 76ers): In 64 games off the bench, averaged a team and career-high 14.9 points, 3.5 assists and 2.4 rebounds in 26.3 minutes ... Shot 36.2% (83-229) from three-point range and 81.2% (237-292) at the foul line ... Scored 10+ points 51 times, including 20+ points 14 times ... Became the first player to lead his team in total points without making a single start since Dell Curry (Charlotte) in 1993-94 ... Became the first player to play at least 60 games and average 14-plus points and three-plus assists while playing fewer than 27 minutes per game since Mahmoud Abdul-Rauf (Denver) in 1990-91 ... Had the fourth-most fourth quarter points of any player and averaged 5.3 points in that stanza ... Did not miss a game due to injury but sat out the final two games of the season to rest ... Appeared in 13 postseason contests against Chicago and Boston, averaging 11.5 points, 3.0 assists, 2.1 rebounds and 1.00 steals in 27.5 minutes ... Scored in double figures in seven games ... Had 20 points (8-13 FG) in 27 minutes in Game 2 on 5/1 at Chicago ... Totaled 15 points and eight assists in Game 4 on 5/18 vs. Boston.

**2010-11:** (Philadelphia 76ers): Appeared in 75 games, all as a reserve, averaging 13.7 points, 3.4 assists and 2.0 rebounds in 23.3 minutes ... Scored 10+ points 52 times, including 20+ points 14 times and 30 points once ... Shot 82.3% (293-356) at the foul line ... Led all NBA reserves in free throw attempts (356) for the second time in three seasons ... Hit 88 three-pointers ... Ranked 27th in the league in assist/turnover ratio (2.47) ... Opened the year by tallying 10+ points in seven straight contests (10/27 - 11/7) ... During that span, netted a season-high 30 points (6-16 FG, 15-17 FT) with three assists 11/2 at Washington ... Scored in double-figures in a season-best 11 straight games (1/5 - 1/26) ... Totaled 26 points (7-10 FG, 10-11 FT) 1/5 vs. Washington ... Posted 26 points (7-12 FG) 2/2 at New Jersey ... Played in five playoff games in first round series vs. Miami, averaging 10.8 points, 3.0 assists, 1.6 rebounds and 1.00 steals in 26.0 minutes ... Scored in double figures in three of the five contests ... Scored 17 points in 31 minutes in Game 4 on 4/24.







11 | YI JIANLIAN





# YI JIANLIAN

#11 . FORWARD/CENTER . 7-0 . 240 . 5 YEARS PRO

|  |  |                              |                                 |
|--|--|------------------------------|---------------------------------|
| <b>BORN</b><br>October 27, 1987<br>(Heshan, China) | <b>PRIOR TO NBA</b><br>Guangdong<br>Southern Tigers<br>(China) | <b>HOME COUNTRY</b><br>China | <b>RESIDENCE</b><br>Los Angeles |
|--|--|------------------------------|---------------------------------|

## CAREER / PLAYOFF HIGHS

|          | CAREER |     |                   | PLAYOFFS |   |                          |
|----------|--------|-----|-------------------|----------|---|--------------------------|
| PTS      | 31     | vs. | Detroit           | 3/26/10  | 2 | vs. Oklahoma City 5/3/12 |
| MIN      | 50     | @   | Miami             | 4/14/10  | 5 | vs. Oklahoma City 5/3/12 |
| FG       | 14     | vs. | New Orleans       | 12/22/07 | 1 | vs. Oklahoma City 5/3/12 |
| FGA      | 20     | vs. | Oklahoma City     | 12/28/09 | 3 | vs. Oklahoma City 5/3/12 |
| 3FG      | 5      | @   | Miami             | 11/10/08 | - | -                        |
| 3FGA     | 7      | vs. | Minnesota (twice) | 12/5/08  | 1 | vs. Oklahoma City 5/3/12 |
| FT       | 9      | @   | Miami             | 4/14/10  | - | -                        |
| FTA      | 11     | @   | Miami             | 4/14/10  | 1 | vs. Oklahoma City 5/3/12 |
| OFF. REB | 12     | vs. | Washington        | 2/28/10  | - | -                        |
| DEF. REB | 11     | vs. | Sacramento        | 1/5/09   | 2 | vs. Oklahoma City 5/3/12 |
| REB      | 19     | vs. | Washington        | 2/28/10  | 2 | vs. Oklahoma City 5/3/12 |
| AST      | 4      | vs. | Orlando (3 times) | 3/5/10   | - | -                        |
| STL      | 4      | @   | Dallas            | 1/31/11  | 1 | vs. Oklahoma City 5/3/12 |
| BLK      | 6      | vs. | New Orleans       | 11/12/10 | - | -                        |

## CAREER REGULAR SEASON STATISTICS

| Year          | Team | G          | GS         | MIN         | FG         | FGA         | PCT         | 3FG       | 3FGA       | PCT         | FT         | FTA        | PCT         | OFF        | DEF        | TOT         | A          | PF         | DQ       | STL        | TO         | BLK        | PTS         | AVG        |
|---------------|------|------------|------------|-------------|------------|-------------|-------------|-----------|------------|-------------|------------|------------|-------------|------------|------------|-------------|------------|------------|----------|------------|------------|------------|-------------|------------|
| 07-08         | MIL  | 66         | 49         | 1647        | 219        | 520         | .421        | 6         | 21         | .286        | 122        | 145        | .841        | 106        | 238        | 344         | 55         | 153        | 1        | 36         | 90         | 56         | 566         | 8.6        |
| 08-09         | NJN  | 61         | 52         | 1421        | 191        | 500         | .382        | 48        | 140        | .343        | 95         | 123        | .772        | 67         | 259        | 326         | 60         | 157        | 1        | 29         | 70         | 36         | 525         | 8.6        |
| 09-10         | NJN  | 52         | 51         | 1654        | 227        | 563         | .403        | 15        | 41         | .366        | 154        | 193        | .798        | 115        | 257        | 372         | 47         | 170        | 0        | 37         | 77         | 52         | 623         | 12.0       |
| 10-11         | WAS  | 63         | 11         | 1111        | 145        | 347         | .418        | 3         | 13         | .231        | 62         | 91         | .681        | 79         | 169        | 248         | 25         | 115        | 1        | 27         | 51         | 32         | 355         | 5.6        |
| 11-12         | DAL  | 30         | 0          | 203         | 31         | 82          | .378        | 3         | 10         | .300        | 14         | 21         | .667        | 12         | 37         | 49          | 5          | 23         | 0        | 7          | 14         | 8          | 79          | 2.6        |
| <b>TOTALS</b> |      | <b>272</b> | <b>163</b> | <b>6037</b> | <b>813</b> | <b>2012</b> | <b>.404</b> | <b>75</b> | <b>225</b> | <b>.333</b> | <b>447</b> | <b>573</b> | <b>.780</b> | <b>379</b> | <b>960</b> | <b>1339</b> | <b>192</b> | <b>618</b> | <b>3</b> | <b>136</b> | <b>302</b> | <b>184</b> | <b>2148</b> | <b>7.9</b> |

## CAREER POSTSEASON STATISTICS

| Year          | Team | G        | GS       | MIN      | FG       | FGA      | PCT         | 3FG      | 3FGA     | PCT         | FT       | FTA      | PCT         | OFF      | DEF      | TOT      | A        | PF       | DQ       | STL      | TO       | BLK      | PTS      | AVG        |
|---------------|------|----------|----------|----------|----------|----------|-------------|----------|----------|-------------|----------|----------|-------------|----------|----------|----------|----------|----------|----------|----------|----------|----------|----------|------------|
| 11-12         | DAL  | 1        | 0        | 5        | 1        | 3        | .333        | 0        | 1        | .000        | 0        | 1        | .000        | 0        | 2        | 2        | 0        | 0        | 0        | 1        | 0        | 0        | 2        | 2.0        |
| <b>TOTALS</b> |      | <b>1</b> | <b>0</b> | <b>5</b> | <b>1</b> | <b>3</b> | <b>.333</b> | <b>0</b> | <b>1</b> | <b>.000</b> | <b>0</b> | <b>1</b> | <b>.000</b> | <b>0</b> | <b>2</b> | <b>2</b> | <b>0</b> | <b>0</b> | <b>0</b> | <b>1</b> | <b>0</b> | <b>0</b> | <b>2</b> | <b>2.0</b> |

**HOW ACQUIRED:** Signed by the Los Angeles Lakers as a free agent on August 22, 2016.

**CAREER:** Selected by Milwaukee with the sixth overall pick in the 2007 NBA Draft ... Played one season with the Bucks, tallying 8.6 points and 5.2 rebounds in 25.0 minutes ... Acquired by New Jersey with Bobby Simmons, in exchange for Richard Jefferson on June 26, 2008 ... Holds Career averages of 7.9 points and 4.9 rebounds in 272 career NBA games ... Played 113 games for New Jersey from 2008-10 ... Acquired by the Washington Wizards on June 29, 2010 in exchange for Quinton Ross ... Signed as a free agent with the Dallas Mavericks on January 6, 2012 and was assigned to the Texas Legends of the NBA Development League.

**2011-12:** (Dallas Mavericks): Signed as a free agent on 1/6 and was assigned to the Texas Legends of the NBADL ... Played in two games before being recalled on 1/9 ... Averaged 2.6 points and 1.6 rebounds in 6.8 minutes ... Played in 30 games ... Scored a season-high eight points on three occasions ... Grabbed a season-high seven rebounds in 20 minutes of action vs. Minnesota on 1/25 ... Recorded 27 DNP-CD's and spent one game on the inactive list ... **NBA D-League:** Played two games with the Texas Legends ... Averaged 23.0 points, 12.0 rebounds, 2.5 assists, 2.0 blocks, and 36.5 minutes in 2 games (2 starts) for the Legends.





**2010-11:** (Washington Wizards): Appeared in 63 games (11 starts) ... Averaged 5.6 points and 3.9 rebounds in 17.7 minutes ... Notched five games with 10+ rebounds, including three double-doubles ... Blocked a career-high six shots vs. Charlotte on 11/12 ... Tallied a season-high 18 points, to go with seven rebounds in 42 minutes of action vs. the Clippers on 3/23 ... Missed 17 games due to injury (nine games for a hyper-extended right knee, seven games for a sprained right knee, and one game due to a sprained left ankle).

**2009-10:** (New Jersey Nets): Averaged career highs in points (12.0), rebounds (7.2), blocks (1.0), and minutes (31.8) ... Played in 52 games (51 starts) ... Recorded nine double-doubles ... Scored 20+ points on six occasions ... Tallied 20 points and a career high 19 rebounds vs. Washington on 2/28 ... Scored a career high 31 points vs. Detroit on 3/26 ... Missed 30 games due to injury (sprained right MCL, upper lip laceration, sprained left ankle).

**2008-09:** (New Jersey Nets): Played in 61 games (52 starts) ... Tallied 8.6 points and 5.3 rebounds in 23.3 minutes ... Recorded three double-doubles ... Reached the 20-point mark four times, grabbing 10+ rebounds on four occasions ... Missed 16 games with a broken fifth finger on his right hand ... Recorded five DNP-CDs.

**2007-08:** (Milwaukee Bucks): Averaged 8.6 points and 5.2 rebounds in 25.0 minutes during his rookie campaign ... Played in 66 games (49 starts) ... Shot .421 from the field and .841 from the free throw line ... Among rookies, ranked ninth in points, fifth in rebounds, third in free throw percentage, sixth in blocks, and eighth in minutes ... Eastern Conference Rookie of the Month for December after averaging 12.1 points (.503 FG%) and 6.6 rebounds ... Participated in the Rookie-Sophomore game ... Scored 20+ points twice and grabbed 10+ rebounds on five occasions ... Recorded his first double-double on 12/22 vs. Charlotte.

**INTERNATIONAL:** Spent the last four seasons (2012-16) with the Guangdong Southern Tigers of the CBA ... Named a CBA All-Star in three of the last four seasons (2013, 2015, 2016) ... In 2015-16, averaged 26.4 points, 9.1 rebounds, 2.2 assists, 1.9 steals, and 1.3 blocks in 45 games played ... Shot .568 from the field, .378 from three-point range, and .728 from the free throw line ... Tallied 27.6 points, 10.8 rebounds, 1.7 steals, 1.3 blocks, and 1.3 assists in 46 games in 2014-15 ... Played in 42 games in 2013-14 ... Averaged 23.5 points, 12.8 rebounds, 1.8 steals, 1.5 blocks, and 1.5 assists per game ... Shot .547 from the field ... Led Guangdong to a CBA Championship in 2012-13, averaging 24.6 points, 10.5 rebounds, 1.7 blocks, 1.4 assists, and 1.4 steals in 40 games ... Named CBA All-Star Game MVP ... Played in three games with Guangdong in 2011-12 before signing with the Dallas Mavericks ... Played the first five seasons of his professional career (2002-07) with Guangdong before being drafted by Milwaukee in 2007 ... Earned CBA All-Star honors each season from 2004-2007 ... Led Guangdong to CBA Championships in 2004, 2005, and 2006 ... Named CBA Rookie of the Year in 2003 ... A member of the Chinese National Team from 2004-2013, and 2015-16 ... Averaged 20.4 points, 6.6 rebounds, 1.4 steals, 1.2 blocks, and 1.0 assists in five games during the 2016 Olympic Games ... Eurobasket.com All-Olympic Games Honorable Mention.

**PERSONAL:** Name is pronounced "EE jee-ENN-jee-ENN" ... Son of two former athletes, father is 6'5" and mother is 5'8" ... Was discovered on a playground in Shenzhen, China in 1999 ... Was approaching 6'4" tall at the end of grade school ... Participated in the 2002 Adidas ABCD All-American Basketball Camp, along with LeBron James ... Played for Team China in the 2007 Las Vegas Summer League ... Has represented his home country of China in four Olympic Games (2004, 2008, 2012, 2016) ... Helped the Mavs Foundation dedicate the 11th Reading and Learning Center at the Salvation Army Boys and Girls Club of Waxahachie, encouraging children to continue their education by providing new computers, furniture, and books for the kids.



**2016 OLYMPIC GAMES WITH TEAM CHINA**

| Opponent  | Date    | Steals | Blocks | Rebounds | Points |
|-----------|---------|--------|--------|----------|--------|
| USA       | 8/6/16  | 0      | 1      | 6        | 25     |
| France    | 8/8/16  | 4      | 1      | 6        | 19     |
| Venezuela | 8/10/16 | 3      | 0      | 10       | 18     |
| Australia | 8/12/16 | 0      | 2      | 9        | 20     |
| Serbia    | 8/14/16 | 0      | 2      | 2        | 20     |

**CAREER DOUBLE-DOUBLES**

| Game        | Date     | Rebounds | Points |
|-------------|----------|----------|--------|
| MIL vs. CHA | 12/22/07 | 10       | 29     |
| NJN @ MIA   | 11/10/08 | 10       | 18     |
| NJN @ MIA   | 4/14/10  | 15       | 23     |
| NJN vs. SAC | 1/5/09   | 13       | 22     |
| NJN vs. SAC | 1/5/09   | 13       | 22     |
| NJN vs. WAS | 2/28/10  | 12       | 20     |
| NJN @ ATL   | 1/6/10   | 11       | 19     |
| NJN vs. IND | 1/15/10  | 10       | 17     |
| NJN @ MIN   | 10/28/09 | 12       | 17     |
| NJN vs. DAL | 12/19/08 | 10       | 16     |
| NJN vs. Chi | 4/9/10   | 12       | 15     |
| NJN vs. PHI | 131/10   | 10       | 15     |
| NJN vs. CLE | 3/3/10   | 10       | 14     |
| NJN vs. CHA | 4/12/10  | 10       | 14     |
| WAS @ DAL   | 131/11   | 14       | 11     |
| WAS @ GSW   | 3/27/11  | 12       | 10     |
| WAS @ CLE   | 4/13/11  | 12       | 10     |

**CAREER 20+ POINT GAMES**

| Game        | Date     | FGM | FGA | Points |
|-------------|----------|-----|-----|--------|
| NJN vs. DET | 3/26/10  | 12  | 16  | 31     |
| MIL vs. CHA | 12/22/07 | 14  | 17  | 29     |
| NJN vs. OKC | 12/28/09 | 11  | 20  | 29     |
| NJN vs. LAC | 11/22/08 | 9   | 15  | 27     |
| NJN @ MIA   | 11/10/08 | 7   | 11  | 24     |
| NJN @ MIA   | 4/14/10  | 7   | 17  | 23     |
| NJN vs. MIL | 1/5/10   | 7   | 12  | 22     |
| NJN vs. SAC | 1/5/09   | 8   | 14  | 22     |
| NJN vs. NYK | 12/30/09 | 9   | 16  | 22     |
| NJN vs. MIN | 12/23/09 | 7   | 12  | 22     |
| MIL vs. MIN | 12/15/07 | 9   | 14  | 22     |
| NJN vs. MEM | 1/7/09   | 7   | 13  | 20     |





0 | NICK YOUNG



# NICK YOUNG

#0 . FORWARD/GUARD . 6-7 . 210 . 9 YEARS PRO

|  |  |                       |                             |
|--|--|-----------------------|-----------------------------|
| <b>BORN</b><br>June 1, 1985<br>(Los Angeles, CA) | <b>HIGH SCHOOL</b><br>Cleveland HS<br>(Reseda, CA) | <b>COLLEGE</b><br>USC | <b>RESIDENCE</b><br>Tarzana |
|--|--|-----------------------|-----------------------------|

## CAREER / PLAYOFF HIGHS

|          | CAREER                       |          | PLAYOFFS                            |
|----------|------------------------------|----------|-------------------------------------|
| PTS      | 43 vs. Sacramento            | 1/11/11  | 19 @ Memphis 4/29/12                |
| MIN      | 52 @ Oklahoma City           | 1/28/11  | 24 @ Memphis (twice) 5/2/12         |
| FG       | 15 vs. Portland              | 4/1/14   | 6 @ Memphis 4/29/12                 |
| FGA      | 33 @ Oklahoma City           | 1/28/11  | 10 vs. San Antonio 5/19/12          |
| 3FG      | 7 @ Portland (twice)         | 2/14/12  | 3 @ San Antonio (3 times) 5/15/12   |
| 3FGA     | 14 vs. Indiana               | 11/29/15 | 5 vs. San Antonio 5/19/12           |
| FT       | 13 @ Utah (twice)            | 1/16/15  | 5 @ Memphis 5/13/12                 |
| FTA      | 14 @ Minnesota               | 2/4/14   | 6 @ Memphis 5/13/12                 |
| OFF. REB | 4 vs. LA Lakers              | 12/16/12 | 1 @ Memphis (twice) 5/13/12         |
| DEF. REB | 7 vs. Phoenix (twice)        | 1/21/11  | 2 vs. San Antonio (4 times) 5/19/12 |
| REB      | 9 vs. Indiana                | 12/29/10 | 2 vs. San Antonio (5 times) 5/19/12 |
| AST      | 6 vs. Cleveland (twice)      | 1/14/14  | 1 @ San Antonio (4 times) 5/17/12   |
| STL      | 4 vs. Philadelphia (4 times) | 1/1/16   | 2 vs. Memphis 5/11/12               |
| BLK      | 2 vs. Memphis (14 times)     | 2/26/16  | 1 vs. San Antonio (4 times) 5/19/12 |

## CAREER REGULAR SEASON STATISTICS

| Year   | Team    | G   | GS  | MIN   | FG   | FGA  | PCT  | 3FG | 3FGA | PCT  | FT   | FTA  | PCT  | OFF | DEF | TOT  | A   | PF   | DQ | STL | TO  | BLK | PTS  | AVG  |
|--------|---------|-----|-----|-------|------|------|------|-----|------|------|------|------|------|-----|-----|------|-----|------|----|-----|-----|-----|------|------|
| 07-08  | WAS     | 75  | 2   | 1158  | 210  | 478  | .439 | 40  | 100  | .400 | 101  | 124  | .815 | 23  | 92  | 115  | 63  | 130  | 1  | 35  | 94  | 7   | 561  | 7.5  |
| 08-09  | WAS     | 82  | 5   | 1837  | 336  | 756  | .444 | 56  | 164  | .341 | 164  | 193  | .850 | 31  | 119 | 150  | 95  | 140  | 0  | 39  | 92  | 20  | 892  | 10.9 |
| 09-10  | WAS     | 74  | 23  | 1421  | 233  | 558  | .418 | 69  | 170  | .406 | 104  | 130  | .800 | 20  | 82  | 102  | 48  | 147  | 0  | 28  | 56  | 8   | 639  | 8.6  |
| 10-11  | WAS     | 64  | 40  | 2034  | 412  | 935  | .441 | 105 | 271  | .387 | 186  | 228  | .816 | 26  | 148 | 174  | 75  | 144  | 0  | 45  | 90  | 17  | 1115 | 17.4 |
| 11-12  | WAS-LAC | 62  | 35  | 1729  | 316  | 784  | .403 | 103 | 282  | .365 | 144  | 169  | .852 | 31  | 102 | 133  | 56  | 141  | 0  | 44  | 83  | 17  | 879  | 14.2 |
| 12-13  | PHI     | 59  | 17  | 1411  | 224  | 542  | .413 | 75  | 210  | .357 | 105  | 128  | .820 | 24  | 106 | 130  | 84  | 84   | 0  | 36  | 50  | 14  | 628  | 10.6 |
| 13-14  | LAL     | 64  | 9   | 1810  | 387  | 889  | .435 | 135 | 350  | .386 | 235  | 285  | .825 | 29  | 137 | 166  | 95  | 156  | 2  | 46  | 95  | 12  | 1144 | 17.9 |
| 14-15  | LAL     | 42  | 0   | 1000  | 174  | 476  | .366 | 83  | 225  | .369 | 132  | 148  | .892 | 17  | 79  | 96   | 41  | 83   | 0  | 23  | 44  | 11  | 563  | 13.4 |
| 15-16  | LAL     | 54  | 2   | 1033  | 126  | 372  | .339 | 77  | 237  | .325 | 63   | 76   | .829 | 14  | 83  | 97   | 34  | 50   | 0  | 23  | 30  | 7   | 392  | 7.3  |
| TOTALS |         | 576 | 133 | 13433 | 2418 | 5790 | .418 | 743 | 2009 | .370 | 1234 | 1481 | .833 | 215 | 948 | 1163 | 591 | 1075 | 3  | 319 | 634 | 113 | 6813 | 11.8 |

## CAREER POSTSEASON STATISTICS

| Year   | Team | G  | GS | MIN | FG | FGA | PCT  | 3FG | 3FGA | PCT  | FT | FTA | PCT  | OFF | DEF | TOT | A | PF | DQ | STL | TO | BLK | PTS | AVG |
|--------|------|----|----|-----|----|-----|------|-----|------|------|----|-----|------|-----|-----|-----|---|----|----|-----|----|-----|-----|-----|
| 07-08  | WAS  | 4  | 0  | 17  | 1  | 9   | .111 | 0   | 2    | .000 | 3  | 4   | .750 | 1   | 1   | 2   | 1 | 1  | 0  | 2   | 1  | 0   | 5   | 1.3 |
| 11-12  | LAC  | 11 | 0  | 200 | 29 | 67  | .433 | 17  | 33   | .515 | 16 | 18  | .889 | 1   | 11  | 12  | 3 | 20 | 0  | 3   | 7  | 4   | 91  | 8.3 |
| TOTALS |      | 15 | 0  | 217 | 30 | 76  | .395 | 17  | 35   | .486 | 19 | 22  | .864 | 2   | 12  | 14  | 4 | 21 | 0  | 5   | 8  | 4   | 96  | 6.4 |

**HOW ACQUIRED:** Re-signed by the Lakers as a free agent on July 21, 2014.

**2015-16:** Played in 54 games (two starts), recording averages of 7.3 points, 1.8 rebounds, 0.6 assists, 0.43 steals and 0.13 blocks over 19.1 minutes ... Scored in double-figures 19 times, including 20+ points once ... Scored 14 points on 5-of-8 FG (4-7 3FG) 10/28 vs. MIN ... Notched 17 points, three assists and three steals 10/30 at SAC ... Led the team with 17 points off the bench, hitting 5-9 from deep 11/10 at MIA ... Scored a bench-high 13 points on 4-6 shooting (2-2 from deep) with a game-best +20 rating in 26 minutes 11/15 vs. DET ... Tied for the team-high with 22 points (six 3FGM) 11/29 vs. IND ... Had 13 points (5-9 FG) with two assists 12/9 at MIN ... Led the bench with 13 points, hitting three triples 12/12 at HOU ... Scored 14 points 12/19 at OKC ... Tied a career-high with four steals 1/1 vs. PHI ... Had 13 points in 22 minutes 3/6 vs. GSW ... Missed three games due to gastroenteritis (12/23, 3/27-3/28) ... DNP-CD 19 times ... Inactive six times.

**CAREER:** Selected by Washington with the 16th overall pick in the 2007 NBA Draft ... Re-signed with Washington on December 18, 2011 ... Acquired by the L.A. Clippers as part of a three-team trade with Washington and Denver in which the Wizards also traded JaVale McGee and Ronny Turiaf to the Nuggets for Nene on March 15, 2012 (Washington also received Brian Cook and a future second round pick from the Clippers) ... Signed as a free agent with Philadelphia on July 12, 2012 ... Signed as a free agent with the Lakers on July 11, 2013 ... In 576 games with 133 starts, is averaging 11.8 points, 2.0 rebounds and 1.0 assists in 23.3 minutes per game while shooting 41.8% from the floor, 37.0% from three-point range and 83.3% from the line ... In 11 career games (one start) against his hometown Lakers, has averaged 17.6 points, more than five points above his career average ... Owns 109 career 20+ point games, 16 games of 30+ points and three games of 40+ points.





## NICK YOUNG

**2014-15:** (Los Angeles Lakers): In 42 games (all as a reserve), averaged 13.4 points, 2.3 rebounds, 1.0 assists, 0.55 steals and 0.26 blocks in 23.8 minutes ... Registered 10+ points 28 times and 20+ points eight times ... Finished 7th in the NBA in free-throw percentage, shooting a career-best 89.2% (132-148) ... Completed four four-point plays ... In first game back from injury, totaled 17 points and five rebounds 11/18 at Atlanta ... Tied a career-high with two blocks with a bench-leading 13 points 11/26 vs. Memphis ... Scored 20 points (5-8 3FG) 11/30 vs. Toronto ... Dropped in 19 points in 20 minutes 12/2 at Detroit ... Totaled 21 points (5-8 3FG) 12/3 at Washington ... Had a game-high 29 points (6-9 3FG), including the game-winning 30' three-pointer with 7.4 seconds remaining in overtime 12/12 at San Antonio ... Finished with 26 points and five rebounds 12/21 at Sacramento ... Hit five three-pointers en route to 15 points 12/26 at Dallas ... Scored a team-high 21 points (4-6 3FG) 12/28 vs. PHX ... Made 31 consecutive free throws from 1/2 vs. MEM to 1/15 vs. CLE ... Scored 22 points (12-12 FT) 1/4 vs. Indiana ... Led the team with 23 points on a career high-tying 13 made free throws (13-13) 1/16 at Utah ... Tied for a game-high with 24 points 1/19 at Phoenix, hitting four three-pointers ... Scored 17 points in 20 minutes 1/23 at San Antonio ... Missed 39 total games due to injury, including 10 games with a torn ligament, right thumb (10/28-11/16), two games with a sprained right ankle (1/27-1/29), 11 games with a sore left knee (2/25-3/16) and 16 games with a fracture, left kneecap (3/19-4/15) ... DNP-CD one time.

**2013-14:** (Los Angeles Lakers): Appeared in 64 games (nine starts), averaging 17.9 points, 2.6 rebounds, 1.5 assists, 0.72 steals and 0.19 blocks in 28.3 minutes ... Notched 24 games of 20+ points ... Finished with four games of 30+ points ... Led the league and tallied the most four-point plays in a season in franchise history (seven) ... Scored 40 points twice (41 points 4/14 at Utah and 40 points 4/1 vs. Portland), which were the two highest-scoring games for a bench player in the NBA in 2013-14 ... Only 11 players in the NBA had scored 40+ off the bench in the last decade ... Became the first Laker to score 40+ off the bench since 1985-86 ... As a reserve, averaged 18.8 points, ranking first in the NBA for points per game among players who entered games off the bench 20+ times ... Shot 44.3% from the floor and 40.3% from distance ... Led the Lakers in scoring a team-high 22 times (two ties), 21 of those times as a reserve ... Was the bench leading scorer 43 times in 55 games ... Finished tied for 3rd in the league in points per touch (0.45) ... Went 12-of-12 from the free throw line 12/29 vs. Philadelphia, becoming the only Lakers player other than Kobe Bryant or Pau Gasol to make as many as 12 free throws without a miss in the last decade ... Only 16 players in Lakers history have made as many as 12 free throws without a miss ... Tied a career-high with six assists 1/14 vs. Cleveland ... On 2/4 at Minnesota, set a new career-high for free throws made, sinking 13-of-14 attempts ... Tied a career-high with four steals 3/28 at Milwaukee ... Missed 17 total games due to injury: six games with a left knee fracture and bone bruise (2/7-2/21) and 11 games with a sore left knee (2/25-3/19).

**2012-13:** (Philadelphia 76ers): Appeared in 59 games (17 starts) with Philadelphia, averaging 10.6 points, 2.2 rebounds and 1.4 assists in 23.9 minutes ... Shot 41.3% from the floor, 35.7% from 3-point range and 82.0% from the line ... Scored 20+ points eight times and 30+ points once ... Tallied 23 points (7-13 FG), three rebounds and four assists 11/20 vs. Toronto ... Scored a season-high 30 points (12-23 FG, 6-12 3FG) 12/16 vs. LA Lakers ... Recorded 21 points, four rebounds and four assists 12/19 at Houston ... Scored 21 points (5-7 3FG) 1/4 at Oklahoma City ... Totaled 20 points, three rebounds and three assists 1/22 at Milwaukee ... Recorded 20 points, four rebounds, four assists and a steal 1/26 vs. New York ... Scored 20 points (6-12 FG) 2/1 vs. Sacramento ... Posted 15 points, a season-high six rebounds and career-highs in steals (four) and blocks (two) 2/4 vs. Orlando ... Totaled 29 points (10-18 FG), a season-high tying five assists and three steals 2/11 vs. LA Clippers ... Committed just 50 turnovers in 59 games played in 2012-13 ... Missed four games (12/1-12/8) with a left great toe hyperextension and seven games (3/2-3/11) with a left ankle sprain.

**2011-12:** (Washington Wizards/Los Angeles Clippers): Appeared in 62 games (35 starts), averaging 14.2 points, 2.1 rebounds and 0.9 assists in 27.9 minutes ... Shot 40.3% from the floor, 36.5% from 3-point range and 85.2% from the line ... In 40 games (32 starts) with Washington, averaged 16.6 points, 2.4 rebounds and 1.1 assists in 30.3 minutes ... Acquired by the LA Clippers as part of a three-team trade on 3/15/12 ... Appeared in 22 games (three starts) with the Clippers, averaging 9.7 points and 1.6 rebounds in 23.5 minutes ... Scored 20+ points 14 times and 30+ points once ... Posted 27 points (11-22 FG) and a season-high seven rebounds 1/14 vs. Philadelphia ... Totaled 25 points (10-22 FG), four assists and a career-high four steals 1/20 vs. Denver ... Scored a season-high 35 points on 12-of-17 shooting including a career-high seven three-point field goals made 2/14 at Portland ... Tallied 19 points, a season-high six assists and two steals 3/7 vs. LA Lakers ... In 11 playoff games, averaged 8.3 points and 1.3 rebounds in 19.7 minutes while shooting 51.5% (17-33 3FG) from behind the arc.

**2010-11:** (Washington Wizards): Appeared in 64 games (40 starts) with Washington, averaging career-highs of 17.4 points and 2.7 rebounds along 1.2 assists in 31.8 minutes ... Shot 44.1% from the floor, 38.7% from 3-point range and 81.6% from the line ... Had the highest scoring increase in the NBA from 2009-10 to 2010-11 (+8.8 ppg) ... Scored 20+ points 30 times, including 30+ eight times and 40+ points once ... Recorded 30 points (6-11 3FG) and a season-high tying three steals 12/7 at LA Lakers ... Tallied 25 points, a career-high nine rebounds, three assists and a season-high three steals 12/29 vs. Indiana ... Scored a career-high 43 points (14-22 FG, 7-10 3FG, 8-9 FT) 1/11 vs. Sacramento ... Posted 21 points, six rebounds and a season-high tying five assists 1/19 at Milwaukee ... Totaled 26 points, four rebounds and a career-high tying two blocks 2/9 vs. Milwaukee ... Scored 38 points (12-19 FG, 6-8 3FG) 2/25 @ Miami ... Missed 18 games due to injury/illness: right thigh contusion (12/3), sore left knee (2/16), flu-like symptoms (3/5), bruised left knee (3/15-3/23 and 3/28-4/13).

**2009-10:** (Washington Wizards): Appeared in 74 games (23 starts), averaging 8.6 points and 1.4 rebounds in 19.2 minutes ... Shot 41.8% from the floor, 40.6% from 3-point range and 80.0% from the line ... Averaged 12.2 points as a starter ... Ranked 16th league-wide in 3-point percentage ... Scored 20+ points 10 times ... Posted 22 points and a season-high five assists 11/27 at Miami ... Tallied 20 points and a season-high six rebounds 1/10 vs. New Orleans ... Totaled a season-high 29 points (10-18 FG, 5-11 3FG) and a season-high tying two steals 4/6 vs. Golden State.

**2008-09:** (Washington Wizards): Appeared in all 82 games (5 starts), averaging 10.9 points, 1.8 rebounds and 1.2 assists in 22.4 minutes ... Shot 44.4% from the floor, 34.1% from 3-point range and 85.0% from the line ... Scored 20+ points 12 times and 30+ points twice ... Scored 28 points including a career-best 11-for-11 shooting from the foul line 11/1 at Detroit ... Scored 30 points (12/19 FG) 1/12 vs. Milwaukee and a season-high 33 points (13-17 FG) the following game 1/14 at New York ... Posted 21 points and a season-high tying four assists 2/4 vs. New Jersey ... Totaled 11 points and a season-high tying six rebounds 3/6 at San Antonio.



**2007-08:** (Washington Wizards): Appeared in 75 games (2 starts), averaging 7.5 points and 1.5 rebounds in 15.4 minutes ... Shot 43.9% from the floor, 40.0% from 3-point range and 81.5% from the line ... Scored 20+ points two times ... Recorded 10 points and a season-high five assists 2/10 at Phoenix ... Tallied six points and a season-high six rebounds 3/2 vs. New Orleans ... Scored 15 points on a perfect 5-of-5 shooting from the field (2-2 3FG) 3/5 vs. Orlando ... Totaled 22 points and a season-high three steals 3/11 vs. Milwaukee ... Scored a season-high 29 points (10-16 FG, 3-4 3FG, 4-4 FT) 3/30 at LA Lakers ... Missed two games with a right thigh contusion (3/21-3/23).

**COLLEGE:** Early entry candidate for the 2007 NBA Draft following his junior season at USC ... Earned First Team All-Pac-10 honors sophomore and junior seasons at USC ... As a junior, ranked second in the conference in scoring (17.5 points), fifth in field goal percentage (52.5% FG) and second in 3-point percentage (44.0%) ... Finished collegiate career as USC's sixth all-time leading scorer with 1,486 points ... Junior (2006-07): Ranked second in the Pac-10 in scoring (17.5 points), fifth in field goal percentage (52.5%) and tied for second in three-point field goal percentage (44.0%) ... Led team in scoring 20 times ... Scored season-high 30 points and grabbed eight rebounds vs. Arizona ... Registered 22 points and a season-high nine rebounds vs. Long Beach State ... Led team with 26 points vs. Stanford in the first round of the Pac-10 Tournament ... Recorded 22 points and seven rebounds in the second round of the NCAA Tournament vs. Texas ... Scored 15 points vs. North Carolina in the Sweet Sixteen ... Sophomore (2005-06): Led team in scoring (17.3 points) and rebounding (6.6 rebounds) ... One of only three players in the conference ranked in the top 10 in both scoring (fourth) and rebounding (sixth) ... Scored in double figures in all but one contest ... Recorded four double-doubles ... Posted career-highs of 33 points and 14 rebounds vs. Oregon State ... Notched first career double-double with 18 points and 10 rebounds in the season opener vs. Cal State Northridge ... Handed out a career-high six assists vs. Loyola Marymount ... Freshman (2004-05): Averaged 11.1 points and 4.1 rebounds ... Scored in double figures 15 times ... Posted season-high 22 points twice, at Arizona State and vs. UCLA.

**PERSONAL:** Born in Los Angeles to Charles and Mae Young ... Nickname is "Swaggy P" ... While with Washington, started the Nick Young Foundation with hopes of putting an end to gang violence and offering free psychiatric services to those who have been affected by it ... Was the focus of a documentary titled "Second Chance Season," which portrayed his life story and path to the NBA ... Has one son, Nick Jr. ... Since joining his hometown team, Nick has aided the Lakers community relations efforts, serving the community through the Season of Giving Holiday Party for Kids, Lakers Thanksgiving Party, Lakers Youth Foundation Golf Tournament, Camp Lakers, Lakers Youth Foundation Casino Night, Highway to Health Festival, HealthCorps Appreciation Day, Midnight Mission and the Los Angeles Regional Food Bank ... Averaged 27.2 points and 10.8 rebounds as a 2004 senior at Cleveland High in Reseda, Calif., earning 2004 CIF L.A. City Section, Los Angeles Times All-City and San Fernando Valley first team honors ... Shot 57.3% from the field and 46.8% from three-point range (52-111), had 48 steals and 41 blocks as Cleveland finished 25-4 ... Earned CIF L.A. City Section first team honors in 2003.







40 | IVICA ZUBAC



# IVICA ZUBAC

#40 . CENTER . 7-1 . 265 . ROOKIE

|   |  |                                |                                 |
|---|--|--------------------------------|---------------------------------|
| <b>BORN</b><br>March 18, 1997<br>(Mostar, Bosnia & Herzegovina) | <b>PRIOR TO NBA</b><br>Mega Leks<br>(Serbia) | <b>HOME COUNTRY</b><br>Croatia | <b>RESIDENCE</b><br>Playa Vista |
|---|--|--------------------------------|---------------------------------|

## MEGA LEKS CAREER HIGHS

|          | CAREER |     |               |         |
|----------|--------|-----|---------------|---------|
| PTS      | 31     | vs. | Borac         | 5/24/16 |
| MIN      | 33     | vs. | FMP           | 6/12/16 |
| FG       | 13     | vs. | Borac         | 5/24/16 |
| FGA      | 19     | vs. | Borac         | 5/24/16 |
| 3FG      | -      | -   | -             | -       |
| 3FGA     | -      | -   | -             | -       |
| FT       | 5      | @   | FMP (twice)   | 6/10/16 |
| FTA      | 8      | @   | FMP           | 6/10/16 |
| OFF. REB | 3      | @   | FMP (4 times) | 6/10/16 |
| DEF. REB | 7      | vs. | FMP           | 6/12/16 |
| REB      | 9      | vs. | FMP           | 6/12/16 |
| AST      | 3      | @   | Partizan      | 5/11/16 |
| STL      | 2      | @   | FMP (3 times) | 6/6/16  |
| BLK      | 5      | vs. | Konstantin    | 5/8/16  |

## MEGA LEKS STATISTICS

| Year          | Team      | G         | GS        | MIN        | FG        | FGA        | PCT         | 3FG      | 3FGA     | PCT        | FT        | FTA       | PCT         | OFF       | DEF       | TOT       | A         | PF        | DQ       | STL       | TO        | BLK       | PTS        | AVG         |
|---------------|-----------|-----------|-----------|------------|-----------|------------|-------------|----------|----------|------------|-----------|-----------|-------------|-----------|-----------|-----------|-----------|-----------|----------|-----------|-----------|-----------|------------|-------------|
| 15-16         | Mega Leks | 13        | 13        | 292        | 61        | 122        | .500        | 0        | 0        | ---        | 20        | 25        | .800        | 25        | 41        | 66        | 11        | 38        | 1        | 10        | 19        | 19        | 142        | 10.9        |
| <b>TOTALS</b> |           | <b>13</b> | <b>13</b> | <b>292</b> | <b>61</b> | <b>122</b> | <b>.500</b> | <b>0</b> | <b>0</b> | <b>---</b> | <b>20</b> | <b>25</b> | <b>.800</b> | <b>25</b> | <b>41</b> | <b>66</b> | <b>11</b> | <b>38</b> | <b>1</b> | <b>10</b> | <b>19</b> | <b>19</b> | <b>142</b> | <b>10.9</b> |

**HOW ACQUIRED:** Selected by the Lakers in the second round (32nd overall) of the 2016 NBA Draft.

**INTERNATIONAL:** Played five games with Cibona in the Adriatic League for the first part of the 2015-16 season, averaging 6.8 points, 3.0 rebounds, and 1.2 blocks in 13.0 minutes per game while shooting 57.7% from the field ... In two FIBA Euro Cup contests with Cibona, posted averages of 12.0 points and 6.0 rebounds ... Terminated his contract with Cibona and eventually landed with Mega Leks ... In 13 Serbian League games with Mega Leks, averaged 10.9 points and 5.1 rebounds as the team made the league semi-finals ... Was unable to play for Mega Leks in the Adriatic League because of the league's transfer regulations, and decided to declare for the 2016 NBA Draft as an early entry candidate ... Helped the Croatian U-19 team capture the silver medal at the 2015 World Championships, finishing third in the tournament in scoring at 17.9 points per game and seventh in rebounding (7.9) ... Following the U-19 competition, participated with the Croatian U-18 team at the 2015 European Championships, leading the tournament in rebounds per game (12.9), blocks (3.0), and double-doubles (six), and finished eighth in scoring (15.8) ... Named to the U-18 All-Tournament Second Team ... Also represented Croatia at the U-16 European Championship in 2013.

**PERSONAL:** One of a record-setting 26 international players drafted in 2016, including a record-tying 12 taken in the second round ... Name pronounced EVE-its-uh ZOO-bahzt ... Born in Mostar, Bosnia & Herzegovina, but is a naturalized Croatian ... Cousin is Zoran Planinic, who played in the NBA for the New Jersey Nets from 2003-06 ... Participated in the Lakers Team Up Event in August of 2016, organizing food boxes to give away at the L.A. Regional Food Bank.





# LOS ANGELES LAKERS 2016-17 TRAINING CAMP ROSTER

| NO. | NAME              | POS | HT   | WT  | DOB      | PRIOR TO NBA / HOME COUNTRY               | YRS |
|-----|-------------------|-----|------|-----|----------|---|-----|
| 29  | Zach Auguste      | F   | 6-10 | 245 | 7/8/93   | Notre Dame / USA                          | R   |
| 28  | Tarik Black       | F/C | 6-9  | 250 | 11/22/91 | Kansas / USA                              | 2   |
| 3   | Anthony Brown     | G/F | 6-7  | 210 | 10/10/92 | Stanford / USA                            | 1   |
| 5   | José Calderón     | G   | 6-3  | 200 | 9/28/81  | TAU Vitoria (Spain) / Spain               | 11  |
| 6   | Jordan Clarkson   | G   | 6-5  | 194 | 6/7/92   | Missouri / USA                            | 2   |
| 9   | Luol Deng         | F   | 6-9  | 220 | 4/16/85  | Duke / South Sudan                        | 12  |
| 4   | Marcelo Huertas   | G   | 6-3  | 200 | 5/25/83  | FC Barcelona (Spain) / Brazil             | 1   |
| 14  | Brandon Ingram    | F   | 6-9  | 190 | 9/2/97   | Duke / USA                                | R   |
| 12  | Julian Jacobs     | G   | 6-4  | 180 | 11/23/94 | USC / USA                                 | R   |
| 20  | Timofey Mozgov    | C   | 7-1  | 275 | 7/16/86  | Khimki Moscow (Russia) / Russia           | 6   |
| 7   | Larry Nance Jr.   | F   | 6-9  | 230 | 1/1/93   | Wyoming / USA                             | 1   |
| 30  | Julius Randle     | F   | 6-9  | 250 | 11/29/94 | Kentucky / USA                            | 2   |
| 15  | Thomas Robinson   | F   | 6-10 | 237 | 3/17/91  | Kansas / USA                              | 4   |
| 1   | D'Angelo Russell  | G   | 6-5  | 195 | 2/23/96  | Ohio State / USA                          | 1   |
| 21  | Travis Wear       | F   | 6-10 | 230 | 9/21/90  | UCLA / USA                                | 1   |
| 23  | Lou Williams      | G   | 6-1  | 175 | 10/27/86 | South Gwinnett HS (GA) / USA              | 11  |
| 37  | Metta World Peace | F   | 6-7  | 260 | 11/13/79 | St. John's / USA                          | 16  |
| 11  | Yi Jianlian       | F/C | 7-0  | 240 | 10/27/87 | Guongdong Southern Tigers (China) / China | 5   |
| 0   | Nick Young        | F/G | 6-7  | 210 | 6/1/85   | USC / USA                                 | 9   |
| 40  | Ivica Zubac       | C   | 7-1  | 265 | 3/18/97  | Mega Leks (Serbia) / Croatia              | R   |

### HEAD COACH

Luke Walton (Arizona)

### ASSOCIATE HEAD COACH

Brian Shaw (UC Santa Barbara)

### ASSISTANT COACHES

Jesse Mermuys (Arizona), Mark Madsen (Stanford), Brian Keefe (UNLV),  
Jud Buechler (Arizona), Theo Robertson (California)

### ATHLETIC TRAINER

Marco Nunez (Cal Poly Pomona)

### NUMERICAL ROSTER

|   |                  |    |                 |    |                   |
|---|------------------|----|-----------------|----|-------------------|
| 0 | Nick Young       | 9  | Luol Deng       | 21 | Travis Wear       |
| 1 | D'Angelo Russell | 11 | Yi Jianlian     | 23 | Lou Williams      |
| 3 | Anthony Brown    | 12 | Julian Jacobs   | 28 | Tarik Black       |
| 4 | Marcelo Huertas  | 14 | Brandon Ingram  | 29 | Zach Auguste      |
| 5 | José Calderón    | 15 | Thomas Robinson | 30 | Julius Randle     |
| 6 | Jordan Clarkson  | 20 | Timofey Mozgov  | 37 | Metta World Peace |
| 7 | Larry Nance Jr.  |    |                 | 40 | Ivica Zubac       |





# THE NBA

|           |                             |
|-----------|-----------------------------|
| <b>76</b> | NBA Directory               |
| <b>77</b> | D-League Directory          |
| <b>78</b> | NBA Key Dates               |
| <b>78</b> | NBA Officials Roster        |
| <b>79</b> | 2015-16 Final Standings     |
| <b>80</b> | 2015-16 NBA Team Statistics |
| <b>82</b> | 2015-16 NBA Highs/Lows      |
| <b>82</b> | 2015-16 NBA Attendance      |
| <b>83</b> | 2015-16 NBA Leaders         |
| <b>84</b> | 2016 NBA Draft              |
| <b>85</b> | NBA Champions by Year       |
| <b>86</b> | NBA Award Winners           |
| <b>88</b> | NBA Single-Game Bests       |

 **NBA ALL-STAR 2018** ★  
**LOS ANGELES** ★


**NBA OFFICES**

|                 |   |                   |   |
|-----------------|---|-------------------|---|
| <b>NEW YORK</b> | Olympic Tower<br>645 Fifth Avenue<br>New York, NY 10022<br>Tel: 212-407-8000<br>Fax: 212-832-3861 | <b>NEW JERSEY</b> | 100 Plaza Drive<br>Secaucus, NJ 07094<br>Tel: 201-865-1500<br>Fax: 201-974-5973 |
|-----------------|---|-------------------|---|

**NBA INTERNATIONAL OFFICES**
**EUROPE**

|                                  |   |
|----------------------------------|---|
| <b>HEADQUARTERS<br/>NBA EMEA</b> | Endeavour House<br>189 Shaftesbury Avenue<br>London, United Kingdom WC2H 8JR<br>Telephone: +44-20-7420-8900                                   |
| <b>SPAIN</b>                     | Pge. Empresarial "La Finca"<br>Edif: 17A, 1a<br>28223 Pozuelo de Alarcon, Madrid, Spain<br>Telephone: +34-911-517-101<br>Fax: +34-911-517-120 |

**AFRICA**

6th Floor GreenPark Corner  
Cnr West Road South and Lower Road  
Morningside 2196  
Johannesburg, South Africa  
Telephone: +27-87-940-1333

**INDIA**

Tower 1, 10th Floor  
Indiabulls Finance Center  
Senapati Bapat Marg Mumbai  
Maharashtra 400013  
Telephone: +91-22-6124-6100

**LATIN AMERICA**

|               |   |
|---------------|---|
| <b>BRAZIL</b> | Av Borges de Medeiros, 633<br>Sala 301 - Leblon<br>Rio de Janeiro, RJ, Brazil 22430-041<br>Telephone: +55-21-3206-6400<br>Fax: +55-21-2586-6001 |
| <b>MEXICO</b> | Av Santa Fe 94, Torre A Piso 8,<br>Colonia Zedec Santa Fe<br>Mexico DF Mexico 01210<br>Telephone: +52-55-88511159<br>Fax: +52-55-88511111       |

**CANADA**

50 Bay Street, Suite 1402  
Toronto, Ontario  
Canada M5J 3A5  
Telephone: (416) 682-2000  
Fax: (416) 364-0205

**ASIA / PACIFIC**

|                             |   |
|-----------------------------|---|
| <b>HONG<br/>KONG</b>        | Room 3101, Lee Gardens One<br>33 Hysan Avenue<br>Causeway Bay, Hong Kong<br>Telephone: +852-2843-9600<br>Fax: +852-2536-4808  |
| <b>TAIWAN</b>               | Suite 1303, No. 88, Section 2,<br>Chung Hsiao East Road<br>Taipei, Taiwan ROC 100<br>Telephone: +886-2-2397-8000<br>Fax: +886-2-2358-1098                                     |
| <b>PHILIPPINES</b>          | 9/F Regus Office, Net Park<br>5th Avenue Fort Bonifacio Global City<br>Taguig, Philippines<br>Telephone: +63-2-795-2446   |
| <b>CHINA<br/>(BEIJING)</b>  | 19th Floor, Office Tower 2,<br>China Central Place<br>No. 79 Jianguo Road, Chaoyang District<br>Beijing, China 100025<br>Telephone: +86-10-5200-8200<br>Fax: +86-10-5200-8202 |
| <b>CHINA<br/>(SHANGHAI)</b> | Unit 2703-2708, 27/F,<br>Tower, 2 Plaza 66<br>1366 Nanjing West Road, Jing An District<br>Shanghai, China 200040<br>Telephone: +86-21-6137-2200<br>Fax: +86-21-6288-9920      |





## NBA DEVELOPMENT LEAGUE

Olympic Tower  
645 5th Avenue  
New York, NY 10022  
(212) 407-8000 / www.nbadleague.com

Media Relations Contacts: Joanna Shapiro (jshapiro@nba.com)  
Mike Perrelli (mperrelli@nba.com)

### Austin Spurs

13581 Pond Springs Road, Suite 108, Austin, TX 78729  
Tel: (512) 236-8333; Fax: (512) 236-8444  
Arena: Cedar Park Center  
Media Relations Contact: Perri Travillion (ptravillion@attcenter.com)  
NBA Affiliation: San Antonio

### Canton Charge

1101 Market Avenue North; Canton, OH 44702  
Tel: (866) 444-1944; Fax: (330) 489-1703  
Arena: Canton Memorial Civic Center  
Media Relations Contact: Sean Wyatt (swyatt@cantoncharge.com)  
NBA Affiliation: Cleveland

### Delaware 87ers

300 Martin Luther King Blvd, Ste. 200; Wilmington, DE 19801  
Tel: (302) 504-7587; Fax: (302)351-5370  
Arena: Bob Carpenter Center  
Media Relations Contact: Alex Yoh (alexxyoh@sevans.com)  
NBA Affiliation: Philadelphia

### Erie BayHawks

110 East 8th Street; Erie, PA 16501  
Tel: (814) 790-5600; Fax: (814) 790-5608  
Arena: Erie Insurance Arena  
Media Relations Contact: Iris Rayburn (iris.rayburn@nbaerie.com)  
NBA Affiliation: Orlando

### Fort Wayne Mad Ants

1910 St. Joe Center Rd, Suite 61; Fort Wayne, IN 46825  
Tel: (260) 469-4667; Fax: (260) 469-4674  
Arena: Allen County War Memorial Coliseum  
Media Relations Contact: Vinessa Needham (vneedham@fortwaynehoops.com)  
NBA Affiliation: Indiana

### Grand Rapids Drive

40 Monroe Center NW, Ste 11; Grand Rapids MI 49503  
Tel: (844) 473-7483  
Arena: DeltaPlex Arena  
Media Relations Contact: Sarah Parfet Jbara (sp@nbagrandrapids.com)  
NBA Affiliation: Detroit

### Greensboro Swarm

2411 West Gate City Blvd.; Greensboro, NC 27403  
Tel: (336) 907-3600  
Arena: The Fieldhouse at the Greensboro Coliseum Complex  
Media Relations Contact: Katerina Kienle (kkienle@gsoswarm.com)  
NBA Affiliation: Charlotte

### Iowa Energy

730 3rd Street; Des Moines, Iowa 50309  
Tel: (515) 564-8550; Fax: (515) 564-8551  
Arena: Wells Fargo Arena  
Media Relations Contact: Seth Nutting (sethn@iowanba.com)  
NBA Affiliation: Memphis

### Long Island Nets

168 39th Street, 8th Floor; Brooklyn, NY 11232  
Tel: (718) 215-2299; Fax: (718) 522-3544  
Arena: Barclays Center  
Media Relations Contact: Megan Walsh (mwalsh@brooklynnets.com)  
NBA Affiliation: Brooklyn

### Los Angeles D-Fenders

555 North Nash Street; El Segundo, CA 90245  
Tel: (310) 426-6000; Fax: (310) 426-6031  
Arena: Toyota Sports Center  
Media Relations Contact: T.C. Greene (tgreene@d-fenders.com)  
NBA Affiliation: Los Angeles Lakers

### Maine Red Claws

413 Congress Street; Portland, ME 04101  
Tel: (207) 210-6655; Fax: (207) 210-6659  
Arena: Portland Exposition Building  
Media Relations Contact: Evans Boston (eboston@maineredclaws.com)  
NBA Affiliation: Boston

### Northern Arizona Suns

3201 N. Main Street; Prescott Valley, AZ 86314  
Tel: (928) 772-7867  
Arena: Prescott Valley Event Center  
Media Relations Contact: Ashley Stovall (astovall@nazsuns.com)  
NBA Affiliation: Phoenix

### Oklahoma City Blue

208 Thunder Drive, Oklahoma City, OK 73102  
Tel: (405) 208-4800; Fax: (405) 429-7900  
Arena: Cox Convention Center  
Media Relations Contact: TBD (TBD)  
NBA Affiliation: Oklahoma City

### Raptors 905

5600 Rose Cherry Place; Mississauga, ON L4Z4B6  
Tel: (416) 815-5600 Fax: (416) 357-9205  
Arena: Hershey Centre  
Media Relations Contact: TBD (TBD)  
NBA Affiliation: Toronto

### Reno Bighorns

50 West Liberty Street, Ste. 201; Reno, NV 89501  
Tel: (775) 853-8200  
Arena: Reno Event Center  
Media Relations Contact: Kyle Jones (kjones@renobighorns.com)  
NBA Affiliation: Sacramento

### Rio Grande Valley Vipers

4500 North 10th Street, Suite 315; McAllen, TX 78504  
Tel: (956) 972-1144; Fax: (956) 972-1150  
Arena: State Farm Arena  
Media Relations Contact: Anwar Chagollian (anwar@rgvfc.com)  
NBA Affiliation: Houston

### Salt Lake City Stars

301 West South Temple; Salt Lake City, UT 84101  
Tel: (801) 325-2500  
Arena: Lifetime Activities Center – Bruin Arena  
Media Relations: Gina Calvert (gina.calvert@slcstars.com)  
NBA Affiliation: Utah

### Santa Cruz Warriors

903 Pacific Avenue, Suite 101; Santa Cruz, CA 95060  
Tel: (831) 731-4396; Fax: (831) 466-3201  
Arena: Kaiser Permanente Arena  
Media Relations Contact: Gina Antonello (gantonello@santacruzbasketball.com)  
NBA Affiliation: Golden State

### Sioux Falls Skyforce

2131 South Minnesota Ave; Sioux Falls, SD 57105  
Tel: (605) 332-0605; Fax: (605) 332-2305  
Arena: Sanford Pentagon  
Media Relations Contact: Matt Dykstra (madykstra@skyforceonline.com)  
NBA Affiliation: Miami

### Texas Legends

2601 Avenue of the Stars, Suite 300; Frisco, TX 75034  
Tel: (214) 469-0822; Fax: (214) 469-0823  
Arena: Dr. Pepper Arena  
Media Relations Contact: Britney Wynn (bwynn@texlegends.com)  
NBA Affiliation: Dallas

### Westchester Knicks

198 Central Ave.; White Plains, NY 10606  
Tel: (914) 559-6888  
Arena: Westchester County Center  
Media Relations Contact: Katie Hatch (Katie.hatch@msg.com)  
NBA Affiliation: New York

### Windy City Bulls

5333 Prairie Stone Parkway, Hoffman Estates, IL 60192  
Tel: (847) 396-7070  
Arena: Sears Centre  
Media Relations Contact: Cedric Quackenbush (cquackenbush@bulls.com)  
NBA Affiliation: Chicago







# 2015-16 FINAL STANDINGS



## EASTERN CONFERENCE

### ATLANTIC DIVISION

| TEAM         | W  | L  | PCT  | GB | HOME  | ROAD  | LAST-10 | STREAK  |
|--------------|----|----|------|----|-------|-------|---------|---------|
| Toronto      | 56 | 26 | .683 | -  | 32-9  | 24-17 | 7-3     | Won 4   |
| Boston       | 48 | 34 | .585 | 8  | 28-13 | 20-21 | 6-4     | Won 1   |
| New York     | 32 | 50 | .390 | 24 | 18-23 | 14-27 | 3-7     | Lost 2  |
| Brooklyn     | 21 | 61 | .256 | 35 | 14-27 | 7-34  | 0-10    | Lost 10 |
| Philadelphia | 10 | 72 | .122 | 46 | 7-34  | 3-38  | 1-9     | Lost 4  |

### CENTRAL DIVISION

| TEAM      | W  | L  | PCT  | GB | HOME  | ROAD  | LAST-10 | STREAK |
|-----------|----|----|------|----|-------|-------|---------|--------|
| Cleveland | 57 | 25 | .695 | -  | 33-8  | 24-17 | 6-4     | Lost 1 |
| Indiana   | 45 | 37 | .549 | 12 | 26-15 | 19-22 | 7-3     | Won 3  |
| Detroit   | 44 | 38 | .537 | 13 | 26-15 | 18-23 | 6-4     | Won 1  |
| Chicago   | 42 | 40 | .512 | 15 | 26-15 | 16-25 | 6-4     | Won 3  |
| Milwaukee | 33 | 49 | .402 | 24 | 23-18 | 10-31 | 3-7     | Lost 2 |

### SOUTHEAST DIVISION

| TEAM       | W  | L  | PCT  | GB | HOME  | ROAD  | LAST-10 | STREAK |
|------------|----|----|------|----|-------|-------|---------|--------|
| Miami      | 48 | 34 | .585 | -  | 28-13 | 20-21 | 6-4     | Lost 1 |
| Atlanta    | 48 | 34 | .585 | -  | 27-14 | 21-20 | 6-4     | Lost 2 |
| Charlotte  | 48 | 34 | .585 | -  | 30-11 | 18-23 | 7-3     | Won 2  |
| Washington | 41 | 41 | .500 | 7  | 22-19 | 19-22 | 6-4     | Won 3  |
| Orlando    | 35 | 47 | .427 | 13 | 23-18 | 12-29 | 6-4     | Lost 1 |

## WESTERN CONFERENCE

### SOUTHWEST DIVISION

| TEAM        | W  | L  | PCT  | GB | HOME  | ROAD  | LAST-10 | STREAK |
|-------------|----|----|------|----|-------|-------|---------|--------|
| San Antonio | 67 | 15 | .817 | -  | 40-1  | 27-14 | 6-4     | Won 2  |
| Dallas      | 42 | 40 | .512 | 25 | 23-18 | 19-22 | 7-3     | Lost 1 |
| Memphis     | 42 | 40 | .512 | 25 | 26-15 | 16-25 | 1-9     | Lost 4 |
| Houston     | 41 | 41 | .500 | 26 | 23-18 | 18-23 | 6-4     | Won 3  |
| New Orleans | 30 | 52 | .366 | 37 | 21-20 | 9-32  | 4-6     | Lost 3 |

### NORTHWEST DIVISION

| TEAM          | W  | L  | PCT  | GB | HOME  | ROAD  | LAST-10 | STREAK |
|---------------|----|----|------|----|-------|-------|---------|--------|
| Oklahoma City | 55 | 27 | .671 | -  | 32-9  | 23-18 | 5-5     | Lost 1 |
| Portland      | 44 | 38 | .537 | 11 | 28-13 | 16-25 | 7-3     | Won 1  |
| Utah          | 40 | 42 | .488 | 15 | 24-17 | 16-25 | 5-5     | Lost 2 |
| Denver        | 33 | 49 | .402 | 22 | 18-23 | 15-26 | 3-7     | Lost 2 |
| Minnesota     | 29 | 53 | .354 | 26 | 14-27 | 15-26 | 5-5     | Won 1  |

### PACIFIC DIVISION

| TEAM               | W         | L         | PCT         | GB        | HOME         | ROAD        | LAST-10    | STREAK       |
|--------------------|-----------|-----------|-------------|-----------|--------------|-------------|------------|--------------|
| Golden State       | 73        | 9         | .890        | -         | 39-2         | 34-7        | 8-2        | Won 4        |
| L.A. Clippers      | 53        | 29        | .646        | 20        | 29-12        | 24-17       | 8-2        | Lost 1       |
| Sacramento         | 33        | 49        | .402        | 40        | 18-23        | 15-26       | 5-5        | Lost 1       |
| Phoenix            | 23        | 59        | .280        | 50        | 14-27        | 9-32        | 3-7        | Won 1        |
| <b>L.A. Lakers</b> | <b>17</b> | <b>65</b> | <b>.207</b> | <b>56</b> | <b>12-29</b> | <b>5-36</b> | <b>2-8</b> | <b>Won 1</b> |

## 2015-16 REGULAR SEASON WIN GRID

### ATLANTIC DIVISION

|     | ATL | BOS | BKN | CHA | CHI | CLE | DAL | DEN | DET | GSW | HOU | IND | LAC | LAL | MEM | MA | MIL | MIN | NOP | NYK | OKC | ORL | PHI | PHX | POR | SAC | SAS | TOR | UTA | WAS |   |
|-----|-----|-----|-----|-----|-----|-----|-----|-----|-----|-----|-----|-----|-----|-----|-----|----|-----|-----|-----|-----|-----|-----|-----|-----|-----|-----|-----|-----|-----|-----|---|
| TOR | 3   | 3   | 4   | 2   | 0   | 2   | 2   | 0   | 2   | 0   | 0   | 3   | 2   | 2   | 2   | 3  | 4   | 1   | 2   | 3   | 1   | 2   | 4   | 1   | 2   | 0   | 1   | -   | 1   | 4   |   |
| BOS | 1   | -   | 2   | 2   | 2   | 1   | 0   | 2   | 2   | 1   | 1   | 1   | 1   | 1   | 1   | 3  | 3   | 1   | 2   | 3   | 1   | 2   | 4   | 2   | 1   | 2   | 0   | 1   | 1   | 4   |   |
| NYK | 2   | 1   | 2   | 1   | 3   | 0   | 0   | 0   | 2   | 0   | 1   | 0   | 0   | 2   | 0   | 1  | 2   | 2   | 1   | -   | 1   | 1   | 4   | 2   | 1   | 0   | 0   | 1   | 1   | 1   |   |
| BRK | 1   | 2   | -   | 0   | 1   | 1   | 0   | 2   | 1   | 0   | 2   | 1   | 0   | 0   | 0   | 1  | 0   | 0   | 0   | 2   | 1   | 0   | 4   | 2   | 2   | 0   | 1   | 0   | 0   | 1   | 0 |
| PHI | 0   | 0   | 2   | 0   | 0   | 0   | 0   | 0   | 0   | 0   | 0   | 0   | 0   | 1   | 0   | 0  | 0   | 1   | 1   | 0   | 0   | 1   | -   | 2   | 1   | 1   | 0   | 0   | 0   | 0   |   |

### CENTRAL DIVISION

|     | ATL | BOS | BKN | CHA | CHI | CLE | DAL | DEN | DET | GSW | HOU | IND | LAC | LAL | MEM | MA | MIL | MIN | NOP | NYK | OKC | ORL | PHI | PHX | POR | SAC | SAS | TOR | UTA | WAS |
|-----|-----|-----|-----|-----|-----|-----|-----|-----|-----|-----|-----|-----|-----|-----|-----|----|-----|-----|-----|-----|-----|-----|-----|-----|-----|-----|-----|-----|-----|-----|
| CLE | 3   | 2   | 3   | 3   | 1   | -   | 2   | 2   | 1   | 0   | 1   | 3   | 2   | 2   | 1   | 1  | 3   | 2   | 1   | 4   | 2   | 4   | 4   | 2   | 1   | 2   | 1   | 1   | 1   | 2   |
| IND | 2   | 3   | 3   | 0   | 1   | 1   | 2   | 1   | 3   | 0   | 1   | -   | 1   | 2   | 0   | 2  | 3   | 2   | 2   | 3   | 1   | 3   | 3   | 2   | 0   | 0   | 1   | 1   | 0   | 2   |
| DET | 1   | 2   | 3   | 1   | 3   | 3   | 1   | 0   | -   | 1   | 2   | 1   | 0   | 1   | 0   | 2  | 3   | 2   | 0   | 1   | 1   | 3   | 4   | 2   | 2   | 1   | 0   | 1   | 2   | 1   |
| CHI | 0   | 1   | 2   | 1   | -   | 3   | 0   | 1   | 1   | 0   | 2   | 3   | 1   | 2   | 1   | 0  | 3   | 0   | 2   | 1   | 2   | 1   | 4   | 1   | 1   | 2   | 1   | 4   | 1   | 1   |
| MIL | 2   | 1   | 3   | 1   | 1   | 1   | 1   | 1   | 1   | 1   | 1   | 1   | 0   | 1   | 1   | 2  | -   | 2   | 1   | 2   | 0   | 2   | 3   | 2   | 1   | 0   | 0   | 0   | 0   | 1   |

### SOUTHEAST DIVISION

|     | ATL | BOS | BKN | CHA | CHI | CLE | DAL | DEN | DET | GSW | HOU | IND | LAC | LAL | MEM | MA | MIL | MIN | NOP | NYK | OKC | ORL | PHI | PHX | POR | SAC | SAS | TOR | UTA | WAS |
|-----|-----|-----|-----|-----|-----|-----|-----|-----|-----|-----|-----|-----|-----|-----|-----|----|-----|-----|-----|-----|-----|-----|-----|-----|-----|-----|-----|-----|-----|-----|
| MIA | 3   | 0   | 3   | 2   | 4   | 2   | 2   | 0   | 2   | 0   | 1   | 2   | 0   | 1   | 1   | -  | 1   | 1   | 2   | 3   | 1   | 3   | 3   | 2   | 1   | 2   | 0   | 1   | 1   | 2   |
| ATL | -   | 3   | 2   | 3   | 4   | 0   | 2   | 2   | 3   | 0   | 2   | 2   | 1   | 2   | 2   | 1  | 1   | 0   | 2   | 2   | 1   | 2   | 3   | 1   | 2   | 1   | 0   | 1   | 1   | 2   |
| CHA | 1   | 1   | 4   | -   | 3   | 1   | 1   | 0   | 2   | 0   | 1   | 3   | 0   | 2   | 2   | 2  | 3   | 2   | 1   | 3   | 0   | 3   | 4   | 1   | 1   | 2   | 1   | 1   | 1   | 2   |
| WAS | 2   | 0   | 3   | 2   | 2   | 2   | 1   | 0   | 3   | 0   | 1   | 1   | 0   | 1   | 1   | 2  | 3   | 1   | 1   | 2   | 0   | 4   | 4   | 2   | 0   | 1   | 1   | 0   | 1   | -   |
| ORL | 2   | 2   | 4   | 1   | 2   | 0   | 1   | 2   | 0   | 0   | 1   | 1   | 0   | 1   | 1   | 1  | 2   | 2   | 2   | 0   | -   | 3   | 0   | 1   | 1   | 0   | 1   | 1   | 2   | 0   |

### SOUTHWEST DIVISION

|     | ATL | BOS | BKN | CHA | CHI | CLE | DAL | DEN | DET | GSW | HOU | IND | LAC | LAL | MEM | MA | MIL | MIN | NOP | NYK | OKC | ORL | PHI | PHX | POR | SAC | SAS | TOR | UTA | WAS |
|-----|-----|-----|-----|-----|-----|-----|-----|-----|-----|-----|-----|-----|-----|-----|-----|----|-----|-----|-----|-----|-----|-----|-----|-----|-----|-----|-----|-----|-----|-----|
| SAS | 2   | 2   | 2   | 1   | 1   | 1   | 4   | 3   | 2   | 1   | 3   | 1   | 2   | 4   | 4   | 2  | 2   | 3   | 2   | 2   | 2   | 2   | 2   | 4   | 3   | 3   | -   | 1   | 4   | 1   |
| DAL | 0   | 1   | 2   | 1   | 2   | 0   | -   | 3   | 1   | 1   | 2   | 0   | 1   | 3   | 3   | 0  | 1   | 4   | 2   | 2   | 0   | 1   | 2   | 3   | 2   | 1   | 0   | 0   | 2   | 1   |
| MEM | 0   | 1   | 2   | 0   | 1   | 1   | 1   | 3   | 2   | 0   | 2   | 2   | 1   | 3   | -   | 1  | 1   | 2   | 4   | 2   | 1   | 1   | 2   | 2   | 2   | 3   | 0   | 0   | 1   | 1   |
| HOU | 0   | 1   | 0   | 1   | 0   | 1   | 2   | 0   | 0   | -   | 1   | 2   | 4   | 2   | 1   | 1  | 3   | 3   | 1   | 2   | 1   | 2   | 2   | 2   | 3   | 1   | 2   | 2   | 1   | 2   |
| NOP | 0   | 0   | 2   | 1   | 0   | 1   | 2   | 2   | 2   | 0   | 0   | 1   | 0   | 1   | 0   | 0  | 1   | 2   | -   | 1   | 1   | 0   | 1   | 2   | 1   | 0   | 1   | 0   | 2   | 1   |

### NORTHWEST DIVISION

|     | ATL | BOS | BKN | CHA | CHI | CLE | DAL | DEN | DET | GSW | HOU | IND | LAC | LAL | MEM | MA | MIL | MIN | NOP | NYK | OKC | ORL | PHI | PHX | POR | SAC | SAS | TOR | UTA | WAS |   |
|-----|-----|-----|-----|-----|-----|-----|-----|-----|-----|-----|-----|-----|-----|-----|-----|----|-----|-----|-----|-----|-----|-----|-----|-----|-----|-----|-----|-----|-----|-----|---|
| OKC | 1   | 1   | 1   | 2   | 0   | 0   | 4   | 4   | 1   | 0   | 2   | 1   | 3   | 4   | 2   | 1  | 2   | 3   | 2   | 1   | -   | 2   | 2   | 3   | 2   | 2   | 2   | 1   | 4   | 2   |   |
| POR | 0   | 1   | 2   | 1   | 1   | 1   | 1   | 3   | 0   | 1   | 2   | 2   | 1   | 3   | 2   | 1  | 1   | 3   | 3   | 2   | 1   | 2   | 1   | 1   | 1   | -   | 4   | 0   | 0   | 3   | 2 |
| UTA | 1   | 1   | 1   | 1   | 1   | 1   | 1   | 4   | 0   | 0   | 2   | 2   | 1   | 3   | 2   | 1  | 2   | 3   | 2   | 1   | 0   | 0   | 2   | 4   | 1   | 1   | 0   | 1   | -   | 1   |   |
| DEN | 0   | 0   | 0   | 2   | 1   | 0   | 1   | -   | 2   | 1   | 3   | 1   | 1   | 3   | 1   | 0  | 1   | 3   | 1   | 2   | 0   | 0   | 2   | 2   | 1   | 0   | 1   | 2   | 0   | 2   |   |
| MIN | 2   | 1   | 2   | 0   | 2   | 0   | 0   | 1   | 0   | 1   | 0   | 0   | 0   | 1   | 2   | 1  | 0   | -   | 2   | 0   | 1   | 0   | 1   | 2   | 1   | 4   | 0   | 1   | 1   | 1   |   |

### PACIFIC DIVISION

|     | ATL | BOS | BKN | CHA | CHI | CLE | DAL | DEN | DET | GSW | HOU | IND | LAC | LAL | MEM | MA | MIL | MIN | NOP | NYK | OKC | ORL | PHI | PHX | POR | SAC | SAS | TOR | UTA | WAS |
|-----|-----|-----|-----|-----|-----|-----|-----|-----|-----|-----|-----|-----|-----|-----|-----|----|-----|-----|-----|-----|-----|-----|-----|-----|-----|-----|-----|-----|-----|-----|
| GSW | 2   | 1   | 2   | 2   | 2   | 2   | 3   | 3   | 1   | -   | 3   | 2   | 4   | 3   | 4   | 2  | 1   | 2   | 3   | 2   | 3   | 2   | 2   | 4   | 3   | 4   | 3   | 2   | 4   | 2   |
| LAC | 1   | 1   | 2   | 2   | 1   | 0   | 3   | 2   | 2   | 0   | 2   | 1   | -   | 4   | 2   | 2  | 2   | 3   | 3   | 2   | 1   | 2   | 2   | 2   | 3   | 3   | 1   | 0   | 2   | 2   |
| SAC | 1   | 0   | 1   | 0   | 0   | 0   | 3   | 3   | 1   | 0   | 1   | 2   | 1   | 4   | 0   | 0  | 2   | 0   | 0   | 2   | 2   | 1   | 1   | 3   | 0   | -   | 0   | 2   | 2   | 1   |
| PHO | 1   | 0   | 0   | 1   | 1   | 0   | 0   | 2   | 0   | 0   | 1   | 0   | 2   | 3   | 2   | 0  | 0   | 2   | 2   | 0   | 0   | 2   | 0   | -   | 2   | 1   | 0   | 1   | 0   | 0   |
| LAL | 0   | 1   | 2   | 0   |     |     |     |     |     |     |     |     |     |     |     |    |     |     |     |     |     |     |     |     |     |     |     |     |     |     |



# 2015-16 NBA TEAM STATISTICS

## 2015-16 FINAL TEAM STATISTICS

| TEAM               | POINTS PER GAME |              | FIELD GOAL PERCENTAGE |            | TURNOVERS PER GAME |             | REBOUND PERCENTAGES |            |            | BELOW 100 PTS. |           | OVERTIME GAMES |          | 3 PTS. OR LESS |          | 10 PTS. OR MORE |           |
|--------------------|-----------------|--------------|-----------------------|------------|--------------------|-------------|---------------------|------------|------------|----------------|-----------|----------------|----------|----------------|----------|-----------------|-----------|
|                    | OWN             | OPP.         | OWN                   | OPP.       | OWN                | OPP.        | OFF.                | DEF.       | TOT.       | OWN            | OPP.      | W              | L        | W              | L        | W               | L         |
| Alliant            | 102.8           | 99.2         | 458                   | 432*       | 15.0               | 16.1        | 191                 | 746        | 469        | 34             | 42        | 0              | 5        | 7              | 2        | 19              | 17        |
| Boston             | 105.7           | 102.5        | 439                   | 441        | 13.7               | 16.4        | 251                 | 746        | 498        | 22             | 36        | 1              | 2        | 5              | 7        | 26              | 13        |
| Brooklyn           | 98.6            | 106.0        | 453                   | 479        | 14.8               | 14.2        | 241                 | 757        | 499        | 44             | 16        | 1              | 2        | 7              | 4        | 6               | 34        |
| Charlotte          | 103.4           | 100.7        | 439                   | 444        | 12.5*              | 13.4        | 200                 | 798*       | 499        | 34             | 41        | 5              | 0        | 6              | 5        | 25              | 17        |
| Chicago            | 101.6           | 103.1        | 441                   | 441        | 13.9               | 11.9        | 245                 | 749        | 497        | 36             | 28        | 2              | 4        | 10             | 4        | 14              | 19        |
| Cleveland          | 104.3           | 98.3         | 460                   | 448        | 13.6               | 13.3        | 251                 | 785        | 518        | 28             | 41        | 3              | 3        | 4              | 7        | 32              | 8         |
| Dallas             | 102.3           | 102.6        | 444                   | 451        | 12.8               | 13.9        | 206                 | 762        | 484        | 37             | 35        | 8              | 4        | 6              | 11       | 19              | 18        |
| Denver             | 101.9           | 105.0        | 442                   | 461        | 14.7               | 13.7        | 258                 | 773        | 516        | 28             | 27        | 2              | 4        | 10             | 5        | 11              | 21        |
| Detroit            | 102.0           | 101.4        | 439                   | 461        | 13.5               | 13.4        | 270                 | 793        | 531        | 37             | 38        | 4              | 1        | 6              | 5        | 21              | 20        |
| Golden State       | 114.9*          | 104.1        | 487*                  | 435        | 15.2               | 14.5        | 235                 | 760        | 497        | 7              | 28        | 6              | 1        | 7              | 2        | 44              | 5         |
| Houston            | 106.5           | 106.4        | 452                   | 459        | 15.9               | 16.6*       | 257                 | 728        | 493        | 19             | 20        | 4              | 2        | 5              | 8        | 14              | 18        |
| Indiana            | 102.2           | 100.5        | 450                   | 440        | 14.9               | 15.8        | 234                 | 760        | 497        | 35             | 38        | 1              | 7        | 9              | 9        | 21              | 13        |
| L.A. Clippers      | 104.5           | 100.2        | 465                   | 434        | 13.0               | 15.4        | 201                 | 738        | 470        | 24             | 43        | 5              | 1        | 8              | 4        | 28              | 15        |
| <b>L.A. Lakers</b> | <b>97.3</b>     | <b>106.9</b> | <b>414</b>            | <b>473</b> | <b>13.7</b>        | <b>12.6</b> | <b>231</b>          | <b>747</b> | <b>489</b> | <b>48</b>      | <b>19</b> | <b>1</b>       | <b>1</b> | <b>2</b>       | <b>7</b> | <b>4</b>        | <b>44</b> |
| Memphis            | 99.1            | 101.3        | 440                   | 456        | 13.3               | 16.2        | 253                 | 751        | 502        | 38             | 39        | 3              | 3        | 8              | 3        | 15              | 23        |
| Miami              | 100.0           | 98.4         | 470                   | 442        | 14.1               | 12.9        | 238                 | 778        | 508        | 39             | 48        | 3              | 3        | 7              | 5        | 24              | 20        |
| Milwaukee          | 99.0            | 103.2        | 467                   | 454        | 15.2               | 15.5        | 249                 | 731        | 490        | 46             | 27        | 4              | 0        | 6              | 4        | 12              | 27        |
| Minnesota          | 102.4           | 106.0        | 464                   | 471        | 15.0               | 14.9        | 243                 | 747        | 495        | 33             | 23        | 4              | 3        | 7              | 7        | 9               | 23        |
| New Orleans        | 102.7           | 106.5        | 448                   | 468        | 13.4               | 13.7        | 212                 | 788        | 500        | 37             | 22        | 1              | 3        | 5              | 5        | 11              | 23        |
| New York           | 98.4            | 101.1        | 439                   | 443        | 13.4               | 11.3        | 237                 | 758        | 498        | 48             | 40        | 2              | 2        | 4              | 7        | 14              | 23        |
| Oklahoma City      | 110.2           | 102.9        | 476                   | 438        | 15.9               | 13.0        | 311*                | 760        | 535*       | 16             | 34        | 3              | 2        | 8              | 6        | 33              | 5         |
| Orlando            | 102.1           | 103.7        | 455                   | 460        | 14.1               | 15.1        | 231                 | 765        | 498        | 30             | 31        | 3              | 5        | 6              | 10       | 12              | 20        |
| Philadelphia       | 97.4            | 107.6        | 431                   | 464        | 16.4               | 15.1        | 206                 | 740        | 473        | 46             | 22        | 0              | 4        | 0              | 6        | 5               | 41        |
| Phoenix            | 100.9           | 107.5        | 435                   | 467        | 17.2               | 14.9        | 254                 | 771        | 512        | 40             | 15        | 0              | 1        | 4              | 5        | 10              | 32        |
| Portland           | 105.1           | 104.3        | 450                   | 453        | 14.6               | 13.3        | 259                 | 762        | 511        | 23             | 27        | 2              | 3        | 2              | 7        | 23              | 21        |
| Sacramento         | 106.6           | 109.1        | 464                   | 462        | 16.2               | 16.0        | 239                 | 749        | 494        | 24             | 15        | 0              | 3        | 8              | 4        | 11              | 19        |
| San Antonio        | 103.5           | 92.9*        | 484                   | 436        | 13.1               | 14.8        | 230                 | 791        | 511        | 30             | 62        | 1              | 0        | 4              | 4        | 44              | 6         |
| Toronto            | 102.7           | 98.2         | 451                   | 444        | 13.1               | 13.3        | 246                 | 777        | 512        | 25             | 50        | 3              | 1        | 6              | 6        | 28              | 10        |
| Utah               | 97.7            | 95.9         | 449                   | 446        | 14.9               | 14.0        | 259                 | 777        | 518        | 53             | 50        | 5              | 5        | 6              | 8        | 23              | 13        |
| Washington         | 104.1           | 104.6        | 460                   | 462        | 14.5               | 16.2        | 206                 | 777        | 491        | 28             | 32        | 0              | 2        | 7              | 6        | 22              | 22        |
| COMPOSITE:         | 102.7           |              | 452                   |            | 14.4               |             | 238                 | .762       |            | 989            | 989       | 77             |          | 178            |          | 590             |           |

### REBOUND PERCENTAGES

OFF. (Percentage of a given team's missed shots which that team rebounds)

DEF. (Percentage of opponents' missed shots which a given team rebounds)

TOT. (Average of offensive and defensive rebound percentages)

\* League Leader

### TEAM'S STATISTICS (PER GAME RANK WITHIN LEAGUE)

|      | ATL | BOS | BKN | CHA | CHI | CLE | DAL | DEN | DET | GSW | HOU | IND | LAC | LAL | MEM | MA  | MIL | MIN | NOP | NYK | OKC | ORL | PHI | PHX | POR | SAC | SAS | TOR | UTA | WAS |   |
|------|-----|-----|-----|-----|-----|-----|-----|-----|-----|-----|-----|-----|-----|-----|-----|-----|-----|-----|-----|-----|-----|-----|-----|-----|-----|-----|-----|-----|-----|-----|---|
| PTS  | 12  | 5   | 26  | 11  | 21  | 8   | 16  | 20  | 21  | 25  | 1   | 4   | 17  | 7   | 30  | 24  | 23  | 25  | 15  | 13  | 27  | 2   | 18  | 29  | 22  | 6   | 3   | 10  | 14  | 28  | 9 |
| FG%  | 11  | 24  | 13  | 27  | 22  | 10  | 20  | 21  | 25  | 1   | 14  | 17  | 6   | 30  | 23  | 4   | 5   | 7   | 19  | 26  | 3   | 12  | 29  | 28  | 16  | 8   | 2   | 15  | 18  | 9   |   |
| FT%  | 8   | 6   | 18  | 5   | 7   | 21  | 3   | 14  | 30  | 16  | 27  | 15  | 29  | 11  | 9   | 23  | 22  | 4   | 13  | 1   | 10  | 17  | 28  | 20  | 19  | 26  | 2   | 12  | 24  | 25  |   |
| 3FG% | 15  | 28  | 13  | 8   | 3   | 7   | 23  | 26  | 22  | 1   | 19  | 14  | 6   | 30  | 29  | 27  | 21  | 25  | 9   | 20  | 18  | 16  | 24  | 17  | 4   | 10  | 2   | 5   | 12  | 11  |   |
| OREB | 30  | 3   | 14  | 28  | 9   | 12  | 26  | 6   | 2   | 21  | 7   | 17  | 29  | 11  | 8   | 22  | 15  | 20  | 23  | 16  | 1   | 18  | 24  | 5   | 4   | 13  | 25  | 19  | 10  | 27  |   |
| DREB | 13  | 15t | 25  | 4   | 3   | 11t | 9   | 19  | 11t | 1   | 27  | 10  | 17  | 24  | 30  | 6   | 29  | 28  | 20  | 7   | 2   | 21  | 26  | 15t | 8   | 14  | 5   | 18  | 13  | 22  |   |
| REB  | 24  | 6   | 23  | 14  | 3   | 9   | 19  | 8   | 2   | 4   | 20  | 12  | 25  | 21  | 28  | 13  | 27  | 29  | 22  | 10  | 1   | 17  | 30  | 7   | 5   | 11  | 15  | 16  | 18  | 26  |   |
| AST  | 2   | 6   | 15  | 19  | 12  | 13  | 18  | 14  | 2   | 7   | 16  | 22  | 11  | 30  | 25  | 23  | 9   | 8   | 17  | 26  | 10  | 7   | 20  | 24  | 21  | 4   | 3   | 29  | 28  | 5   |   |
| STL  | 3   | 2   | 19  | 22  | 29  | 28  | 26  | 20  | 24  | 9   | 1   | 4   | 7   | 23  | 6   | 27  | 13  | 14  | 16  | 30  | 21  | 12  | 10  | 17  | 25  | 5   | 11  | 15  | 18  | 8   |   |
| TO   | 22  | 12  | 19  | 1   | 13  | 10  | 2   | 18  | 9   | 24  | 27  | 10  | 3   | 11  | 6   | 14t | 25  | 23  | 8   | 7   | 26  | 14t | 29  | 30  | 17  | 28  | 4   | 5   | 21  | 16  |   |
| BLK  | 5   | 22  | 25  | 12  | 8   | 27  | 19  | 16  | 30  | 2   | 13  | 17  | 10  | 24  | 21  | 1   | 7   | 19  | 23  | 9   | 4   | 15  | 3   | 28  | 18  | 20  | 6   | 11  | 14  | 26  |   |
| PF   | 7   | 29  | 2   | 3   | 5   | 14  | 8   | 23  | 6   | 19t | 28  | 11  | 24  | 13  | 27  | 4   | 17  | 18  | 22  | 10  | 16  | 19t | 20  | 30  | 26  | 15  | 1   | 9   | 12  | 21  |   |
| DQ   | 15t | 29t | 11t | 20t | 8t  | 2t  | 13t | 18t | 16t | 8t  | 24t | 11t | 6t  | 20t | 2t  | 2t  | 23t | 11t | 8t  | 27t | 11t | 27t | 20t | 29t | 24t | 24t | 1   | 8t  | 18t | 15t |   |

### OPPONENT'S STATISTICS (PER GAME RANK WITHIN LEAGUE)

|      | ATL | BOS | BKN | CHA | CHI | CLE | DAL | DEN | DET | GSW | HOU | IND | LAC | LAL | MEM | MA | MIL | MIN | NOP | NYK | OKC | ORL | PHI | PHX | POR | SAC | SAS | TOR | UTA | WAS |
|------|-----|-----|-----|-----|-----|-----|-----|-----|-----|-----|-----|-----|-----|-----|-----|----|-----|-----|-----|-----|-----|-----|-----|-----|-----|-----|-----|-----|-----|-----|
| PTS  | 6   | 13  | 24  | 9   | 16  | 4   | 14  | 22  | 12  | 19  | 25  | 8   | 7   | 27  | 11  | 5  | 17  | 23  | 26  | 10  | 15  | 18  | 29  | 28  | 20  | 30  | 1   | 3   | 2   | 21  |
| FG%  | 1   | 7   | 30  | 12  | 8   | 14  | 15  | 21  | 22  | 3   | 19  | 6   | 2   | 29  | 18  | 9  | 17  | 28  | 27  | 10  | 5   | 20  | 25  | 26  | 16  | 24  | 4   | 11  | 13  | 23  |
| FT%  | 13  | 14  | 22  | 25  | 3   | 5   | 4   | 20  | 28  | 17  | 15  | 11  | 10  | 1   | 24  | 27 | 23  | 18  | 29  | 12  | 16  | 6   | 30  | 9   | 2   | 21  | 19  | 8   | 7   | 26  |
| 3FG% | 6   | 4   | 24  | 14  | 10  | 13  | 9   | 26  | 16  | 2   | 21  | 3   | 5   | 11  | 22  | 12 | 15  | 17  | 25  | 7   | 8   | 19  | 20  | 27  | 23  | 1   | 29  | 18  | 28  |     |
| OREB | 27  | 24  | 14  | 2   | 29  | 5   | 16  | 9   | 1   | 25  | 30  | 17t | 28  | 20  | 12  | 10 | 26  | 17t | 3   | 19  | 22  | 13  | 21  | 11  | 15  | 23  | 4   | 8   | 6   | 7   |
| DREB | 25  | 22  | 14  | 29  | 20  | 8   | 26  | 11  | 16  | 9   | 10  | 19  | 24  | 28  | 12  | 6  | 7   | 3   | 27  | 15  | 1   | 21  | 30  | 18  | 13  | 17  | 5   | 4   | 2   | 23  |
| REB  | 28  | 26  | 12  | 22  | 25  | 5   | 24  | 9   | 8   | 15  | 21  | 20  | 29  | 27  | 11  | 6  | 10  | 7   | 19  | 16  | 2   | 18  | 30  | 13t | 13t | 23  | 3   | 4   | 1   | 17  |
| AST  | 15  | 6   | 27  | 23  | 19  | 8   | 14  | 25  | 9   | 16  | 29  | 4t  | 7   | 30  | 13  | 2  | 28  | 20  | 21t | 3   | 10  | 21t | 24  | 17  | 11  | 26  | 4t  | 12  | 1   | 18  |
| STL  | 23  | 14  | 27  | 2   | 19  | 7   | 11t | 20  | 24  | 24  | 15  | 16  | 4t  | 11t | 3   | 10 | 22  | 17  | 9   | 6   | 26  | 13  | 25  | 30  | 15  | 28  | 8   | 1   | 18  | 21  |
| TO   | 5   | 2   | 16  | 21  | 29  | 24  | 18  | 20  | 22  | 15  | 1   | 7   | 9   | 28  | 3   | 27 | 8   | 13  | 19  | 30  | 26  | 11  | 10  | 12  | 25  | 6   | 14  | 23  | 17  | 4   |
| BLK  | 14  | 24  | 18  | 21t | 27  | 7   | 8   | 30  | 9t  | 3   | 13  | 9t  | 1   | 25  | 29  | 4  | 26  | 17  | 15  | 5   | 11  | 21t | 28  | 16  | 19  | 2   | 20  | 12  | 6   | 16  |
| PF   | 29  | 10  | 28  | 14  | 26  | 12  | 8   | 11  | 5   | 19  | 1   | 13  | 2   | 24  | 9   | 20 | 21  | 7   | 17  | 27  | 15  | 30  | 25  | 6   | 22t | 4   | 22t | 3   | 18  | 16  |
| DQ   | 25t | 8t  | 27t | 13t | 1   | 2   | 13t | 18t | 13t | 20  | 6t  | 8t  | 6t  | 25t | 13t | 8t | 21t | 3t  | 21t | 21t | 3t  | 18t | 13t | 29t | 27t | 8t  | 29t | 8t  | 3t  | 21t |



# 2015-16 NBA TEAM STATISTICS



## 2015-16 FINAL TEAM STATISTICS

| TEAM  | FIELD GOALS |      |      | 3-PT. F.G.'S |      |      | FREE THROWS |      |      | REBOUNDS |      |      |      | MISCELLANEOUS |      |     |     | SCORING |     |      |       |
|-------|-------------|------|------|--------------|------|------|-------------|------|------|----------|------|------|------|---------------|------|-----|-----|---------|-----|------|-------|
|       | MADE        | ATT. | PCT. | MADE         | ATT. | PCT. | MADE        | ATT. | PCT. | OFF.     | DEF. | TOT. | AST  | PF            | DQ   | STL | TO  | BLK     | PTS | AVG. |       |
| G.S.  | 82          | 3489 | 7159 | 487          | 1077 | 2592 | 416         | 1386 | 1790 | 763      | 816  | 2972 | 3788 | 2373          | 1701 | 9   | 689 | 1245    | 498 | 9421 | 114.9 |
| OKC.  | 82          | 3372 | 7082 | 476          | 678  | 1946 | 348         | 1616 | 2067 | 782      | 1071 | 2916 | 3987 | 1883          | 1691 | 7   | 603 | 1305    | 487 | 9038 | 110.2 |
| Sac.  | 82          | 3283 | 7083 | 464          | 660  | 1839 | 359         | 1514 | 2089 | 725      | 868  | 2760 | 3628 | 2009          | 1676 | 12  | 733 | 1326    | 368 | 8740 | 106.6 |
| Hou.  | 82          | 3094 | 6847 | 452          | 878  | 2533 | 347         | 1671 | 2407 | 694      | 930  | 2601 | 3531 | 1821          | 1790 | 12  | 821 | 1307    | 340 | 8737 | 106.5 |
| Bos.  | 82          | 3216 | 7318 | 439          | 717  | 2142 | 335         | 1520 | 1929 | 788      | 950  | 2733 | 3683 | 1981          | 1796 | 17  | 752 | 1127    | 348 | 8669 | 105.7 |
| LA-C  | 82          | 3167 | 7040 | 450          | 864  | 2335 | 370         | 1424 | 1889 | 754      | 948  | 2782 | 3730 | 1748          | 1782 | 12  | 562 | 1200    | 380 | 8622 | 105.1 |
| Port. | 82          | 3141 | 6759 | 465          | 797  | 2190 | 364         | 1490 | 2152 | 692      | 721  | 2727 | 3448 | 1873          | 1746 | 5   | 709 | 1063    | 460 | 8569 | 104.5 |
| Clev. | 82          | 3171 | 6888 | 460          | 880  | 2428 | 362         | 1333 | 1783 | 748      | 873  | 2777 | 3650 | 1861          | 1666 | 4   | 551 | 1114    | 317 | 8555 | 104.3 |
| Wash. | 82          | 3238 | 7033 | 460          | 709  | 1983 | 358         | 1349 | 1849 | 730      | 743  | 2688 | 3431 | 2005          | 1708 | 8   | 708 | 1186    | 323 | 8534 | 104.3 |
| S.A.  | 82          | 3289 | 6797 | 484          | 570  | 1518 | 375         | 1342 | 1672 | 803      | 770  | 2831 | 3601 | 2010          | 1433 | 1   | 677 | 1071    | 485 | 8490 | 103.5 |
| Cha.  | 82          | 3036 | 6922 | 439          | 873  | 2410 | 362         | 1534 | 1941 | 790      | 734  | 2869 | 3603 | 1778          | 1487 | 10  | 595 | 1029    | 438 | 8479 | 103.4 |
| N.O.  | 82          | 3168 | 6923 | 458          | 815  | 2326 | 350         | 1282 | 1638 | 783      | 679  | 2772 | 3451 | 2100          | 1570 | 8   | 747 | 1226    | 486 | 8433 | 102.8 |
| Atl.  | 82          | 3153 | 7040 | 448          | 702  | 1952 | 360         | 1415 | 1823 | 776      | 782  | 2712 | 3494 | 1818          | 1713 | 6   | 633 | 1102    | 342 | 8423 | 102.7 |
| Tor.  | 82          | 3006 | 6669 | 451          | 708  | 1915 | 370         | 1702 | 2190 | 777      | 836  | 2724 | 3560 | 1536          | 1610 | 6   | 636 | 1073    | 449 | 8422 | 102.7 |
| Minn. | 82          | 3095 | 6688 | 464          | 455  | 1347 | 338         | 1753 | 2213 | 792      | 621  | 2587 | 3408 | 1916          | 1696 | 7   | 656 | 1231    | 375 | 8398 | 102.4 |
| Dall. | 82          | 3064 | 6900 | 444          | 806  | 2342 | 344         | 1454 | 1831 | 794      | 751  | 2781 | 3532 | 1813          | 1595 | 4   | 560 | 1047    | 306 | 8388 | 102.3 |
| Ind.  | 82          | 3142 | 6985 | 450          | 663  | 1889 | 351         | 1430 | 1872 | 764      | 847  | 2779 | 3626 | 1741          | 1641 | 7   | 742 | 1219    | 391 | 8377 | 102.2 |
| Det.  | 82          | 3242 | 7120 | 455          | 636  | 1818 | 350         | 1249 | 1649 | 757      | 843  | 2709 | 3552 | 1933          | 1701 | 13  | 673 | 1155    | 417 | 8369 | 102.1 |
| Orl.  | 82          | 3111 | 7087 | 439          | 740  | 2148 | 345         | 1399 | 2095 | 668      | 1021 | 2777 | 3798 | 1594          | 1557 | 5   | 573 | 1110    | 304 | 8361 | 102.1 |
| Chi.  | 82          | 3093 | 7003 | 442          | 656  | 1943 | 338         | 1513 | 1974 | 766      | 941  | 2718 | 3659 | 1858          | 1723 | 8   | 609 | 1202    | 395 | 8355 | 101.9 |
| Den.  | 82          | 3165 | 7170 | 441          | 651  | 1753 | 371         | 1354 | 1720 | 787      | 907  | 2889 | 3796 | 1870          | 1545 | 6   | 495 | 1141    | 470 | 8335 | 101.7 |
| Phoe. | 82          | 3051 | 7018 | 435          | 738  | 2118 | 348         | 1431 | 1905 | 751      | 943  | 2733 | 3676 | 1701          | 1858 | 17  | 632 | 1410    | 313 | 8271 | 100.9 |
| Miami | 82          | 3150 | 6697 | 470          | 498  | 1480 | 336         | 1406 | 1889 | 744      | 807  | 2811 | 3618 | 1709          | 1502 | 4   | 553 | 1155    | 531 | 8204 | 100.0 |
| Mem.  | 82          | 3019 | 6859 | 440          | 504  | 1521 | 331         | 1584 | 2024 | 783      | 916  | 2497 | 3413 | 1697          | 1783 | 4   | 724 | 1090    | 350 | 8126 | 99.1  |
| Milw. | 82          | 3145 | 6740 | 467          | 440  | 1277 | 345         | 1392 | 1863 | 747      | 858  | 2559 | 3417 | 1895          | 1695 | 11  | 672 | 1247    | 475 | 8122 | 99.0  |
| Bkn.  | 82          | 3136 | 6920 | 453          | 531  | 1508 | 352         | 1286 | 1699 | 757      | 863  | 2614 | 3477 | 1829          | 1476 | 7   | 627 | 1212    | 332 | 8089 | 98.6  |
| N.Y.  | 82          | 3022 | 6886 | 439          | 610  | 1762 | 346         | 1411 | 1753 | 805      | 850  | 2788 | 3638 | 1862          | 1616 | 13  | 467 | 1099    | 466 | 8065 | 98.4  |
| Utah  | 82          | 2957 | 6593 | 449          | 694  | 1955 | 355         | 1402 | 1885 | 744      | 880  | 2665 | 3545 | 1554          | 1655 | 9   | 631 | 1224    | 425 | 8010 | 97.7  |
| Phil. | 82          | 2970 | 6887 | 431          | 764  | 2255 | 339         | 1284 | 1850 | 694      | 777  | 2605 | 3382 | 1765          | 1780 | 10  | 680 | 1343    | 495 | 7988 | 97.4  |
| LA-L  | 82          | 2880 | 6956 | 414          | 639  | 2016 | 317         | 1583 | 2028 | 781      | 878  | 2645 | 3523 | 1478          | 1662 | 10  | 593 | 1124    | 337 | 7982 | 97.3  |

## 2015-16 FINAL OPPONENT STATISTICS

| TEAM  | FIELD GOALS |      |      | 3-PT. F.G.'S |      |      | FREE THROWS |      |      | REBOUNDS |      |      |      | MISCELLANEOUS |    |     |      | SCORING |      | DIFF  |       |
|-------|-------------|------|------|--------------|------|------|-------------|------|------|----------|------|------|------|---------------|----|-----|------|---------|------|-------|-------|
|       | MADE        | ATT. | PCT. | MADE         | ATT. | PCT. | MADE        | ATT. | PCT. | OFF.     | DEF. | TOT. | AST  | PF            | DQ | STL | TO   | BLK     | PTS  |       | AVG   |
| Utah  | 2920        | 6549 | 446  | 649          | 1819 | 357  | 1374        | 1842 | 746  | 764      | 2522 | 3286 | 1568 | 1629          | 12 | 652 | 1146 | 385     | 7863 | 95.9  | +1.8  |
| Tor.  | 2991        | 6732 | 444  | 717          | 1922 | 373  | 1354        | 1809 | 748  | 782      | 2561 | 3343 | 1781 | 1801          | 10 | 534 | 1094 | 442     | 8053 | 98.2  | -4.5  |
| Clev. | 3019        | 6736 | 448  | 647          | 1862 | 347  | 1378        | 1855 | 743  | 760      | 2604 | 3364 | 1756 | 1690          | 13 | 590 | 1092 | 362     | 8063 | 98.3  | -6.0  |
| Miami | 3054        | 6914 | 442  | 605          | 1742 | 347  | 1356        | 1761 | 770  | 803      | 2580 | 3383 | 1657 | 1608          | 10 | 612 | 1060 | 337     | 8069 | 98.4  | +1.6  |
| Atl.  | 3046        | 7058 | 432  | 679          | 2008 | 338  | 1366        | 1810 | 755  | 944      | 2869 | 3813 | 1808 | 1500          | 5  | 706 | 1324 | 411     | 8137 | 99.2  | -3.6  |
| LA-C  | 3015        | 6946 | 434  | 645          | 1910 | 338  | 1543        | 2055 | 751  | 968      | 2861 | 3829 | 1740 | 1842          | 11 | 583 | 1260 | 259     | 8128 | 100.2 | +4.3  |
| Ind.  | 3065        | 6962 | 440  | 679          | 2035 | 334  | 1428        | 1901 | 751  | 877      | 2774 | 3651 | 1707 | 1676          | 10 | 634 | 1297 | 366     | 8237 | 100.5 | -1.7  |
| Cha.  | 3098        | 6971 | 444  | 726          | 2080 | 349  | 1334        | 1735 | 769  | 726      | 2936 | 3662 | 1801 | 1670          | 9  | 553 | 1102 | 448     | 8256 | 100.7 | +2.7  |
| N.Y.  | 3114        | 7035 | 443  | 626          | 1837 | 341  | 1435        | 1904 | 754  | 890      | 2733 | 3623 | 1703 | 1520          | 6  | 589 | 927  | 343     | 8289 | 101.1 | -2.7  |
| Mem.  | 2947        | 6459 | 456  | 797          | 2185 | 365  | 1619        | 2107 | 768  | 830      | 2711 | 3541 | 1792 | 1732          | 9  | 576 | 1327 | 469     | 8310 | 101.3 | -2.2  |
| Det.  | 3182        | 6903 | 461  | 596          | 1679 | 355  | 1631        | 1726 | 783  | 725      | 2763 | 3488 | 1766 | 1773          | 9  | 583 | 1099 | 366     | 8311 | 101.4 | +0.6  |
| Bos.  | 3075        | 6973 | 441  | 643          | 1911 | 336  | 1613        | 2126 | 755  | 932      | 2838 | 3770 | 1715 | 1718          | 10 | 622 | 1348 | 450     | 8406 | 102.5 | +3.2  |
| Dall. | 3144        | 6971 | 451  | 743          | 2170 | 342  | 1382        | 1873 | 738  | 868      | 2887 | 3755 | 1800 | 1757          | 9  | 617 | 1142 | 363     | 8413 | 102.6 | -0.3  |
| OKC.  | 3150        | 7192 | 438  | 667          | 1949 | 342  | 1474        | 1940 | 756  | 923      | 2373 | 3296 | 1767 | 1653          | 12 | 719 | 1068 | 373     | 8441 | 102.9 | +7.3  |
| Chi.  | 3234        | 7333 | 441  | 651          | 1885 | 345  | 1337        | 1813 | 737  | 969      | 2798 | 3767 | 1848 | 1535          | 15 | 655 | 974  | 465     | 8456 | 103.1 | -1.5  |
| Milw. | 3097        | 6817 | 454  | 765          | 2171 | 352  | 1506        | 1961 | 768  | 942      | 2583 | 3525 | 1813 | 1800          | 6  | 679 | 1269 | 462     | 8465 | 103.2 | -4.2  |
| G.S.  | 3188        | 7330 | 435  | 640          | 1928 | 332  | 1523        | 2013 | 757  | 937      | 2662 | 3599 | 1823 | 1627          | 7  | 710 | 1185 | 336     | 8539 | 104.1 | +10.8 |
| Port. | 3146        | 6945 | 453  | 700          | 1888 | 371  | 1562        | 2129 | 734  | 867      | 2716 | 3583 | 1830 | 1597          | 7  | 630 | 1088 | 424     | 8554 | 104.3 | +0.8  |
| Wash. | 3170        | 6868 | 462  | 737          | 1987 | 374  | 1498        | 1947 | 769  | 773      | 2853 | 3631 | 1846 | 1651          | 6  | 661 | 1325 | 356     | 8575 | 104.6 | -0.5  |
| Den.  | 3182        | 6904 | 464  | 754          | 2034 | 371  | 1481        | 1958 | 761  | 799      | 2700 | 3499 | 1904 | 1712          | 8  | 660 | 1122 | 517     | 8609 | 105.0 | -3.1  |
| Minn. | 3126        | 6962 | 471  | 742          | 2089 | 355  | 1394        | 1842 | 757  | 877      | 2558 | 3435 | 1857 | 1768          | 12 | 638 | 1220 | 427     | 8688 | 106.0 | -3.5  |
| Bkn.  | 3345        | 6984 | 479  | 775          | 2100 | 369  | 1527        | 2068 | 763  | 840      | 2719 | 3559 | 2060 | 1510          | 4  | 720 | 1162 | 430     | 8692 | 106.0 | -7.4  |
| Hou.  | 3200        | 6977 | 459  | 796          | 2206 | 361  | 1525        | 2016 | 756  | 970      | 2690 | 3650 | 2015 | 1847          | 11 | 734 | 1361 | 404     | 8721 | 106.4 | +0.2  |
| N.O.  | 3218        | 6877 | 468  | 754          | 2043 | 369  | 1544        | 1972 | 783  | 730      | 2912 | 3642 | 1899 | 1630          | 6  | 602 | 1237 | 423     | 8734 | 106.5 | -3.8  |
| LA-L  | 3323        | 7023 | 473  | 700          | 2166 | 347  | 1420        | 1972 | 731  | 897      | 2915 | 3812 | 2022 | 1573          | 5  | 617 | 1037 | 458     | 8766 | 106.9 | -9.6  |
| Phoe. | 3208        | 6870 | 467  | 770          | 2041 | 377  | 1631        | 2177 | 749  | 813      | 2770 | 3583 | 1636 | 1770          | 3  | 782 | 1241 | 449     | 8817 | 107.5 | -6.7  |
| Phil. | 3253        | 7005 | 464  | 638          | 1776 | 359  | 1683        | 2144 | 786  | 913      | 2987 | 3900 | 1919 | 1571          | 9  | 711 | 1241 | 466     | 8827 | 107.6 | -10.2 |
| Sac.  | 3327        | 7194 | 462  | 839          | 2293 | 366  | 1450        | 1902 | 762  | 926      | 2765 | 3691 | 1986 | 1800          | 10 | 722 | 1308 | 437     | 8943 | 109.1 | -2.5  |

AVG. 3126 6935 .452 698 1975 .354 1450 1916 .757 854 2734 3588 1828 1662 8 643 1179 406 8419 102.7 --





# 2015-16 NBA HIGH-LOW / 2015-16 NBA ATTENDANCE

## SINGLE GAME HIGHS - PLAYERS

|                          |           |  |
|--------------------------|-----------|--|
| Minutes                  | 57        | Morris, DET at CHI, 12/18 (4 OT)       |
| Minutes                  | 48        | (3 times) *Frazier, POR at ATL, 12/21  |
| Field Goals              | 24        | Davis, NO at DET, 2/21                 |
| <b>FG Attempts</b>       | <b>50</b> | <b>Bryant, LAL vs. UTA, 4/13</b>       |
| 3-Pt. Field Goals        | 12        | Curry, GS at OKC, 2/27 (OT)            |
| 3-Pt. Field Goals        | 11        | Curry, GS at WAS, 2/3                  |
| <b>3-Pt. FG Attempts</b> | <b>21</b> | <b>Bryant, LAL vs. UTA, 4/13</b>       |
| Free Throws              | 24        | DeRozan, TOR vs. POR, 3/4              |
| FT Attempts              | 36        | Drummond, DET at HOU, 1/20             |
| Off. Rebounds            | 13        | Chandler, PHO vs. ATL, 1/23            |
| Off. Rebounds            | 13        | Stephenson, MEM at HOU, 3/14           |
| Def. Rebounds            | 19        | Drummond, DET vs. MIL, 12/4            |
| Def. Rebounds            | 19        | Cousins, SAC vs. DEN, 2/19             |
| Rebounds                 | 29        | Drummond, DET vs. IND, 11/3            |
| Assists                  | 20        | Rondo, SAC at CHA, 11/23 (OT)          |
| Assists                  | 20        | Rondo, SAC vs. CHA, 1/25 (2 OT)        |
| Assists                  | 19        | (5 times) *Westbrook, OKC vs. LAC, 3/9 |
| Steals                   | 8         | (4 times) *Harden, HOU vs. UTA, 3/23   |
| Turnovers                | 11        | Mudiyai, DEN at HOU, 10/28             |
| Turnovers                | 11        | Westbrook, OKC vs. DET, 11/27          |
| Blocks                   | 11        | Whiteside, MIA at DEN, 1/15            |
| <b>Points</b>            | <b>60</b> | <b>Bryant, LAL vs. UTA, 4/13</b>       |

## SINGLE GAME HIGHS & LOWS - TEAMS

|                      |       |                                    |
|----------------------|-------|------------------------------------|
| Field Goals          | 56    | Detroit, at CHI, 12/18 (4 OT)      |
| Field Goals          | 56    | Orlando, vs. BKN, 3/29             |
| Field Goals          | 56    | Minnesota, vs. NO, 4/13            |
| Fewest Field Goals   | 19    | Philadelphia, vs. UTA, 10/30       |
| FG Attempts          | 124   | Detroit, at CHI, 12/18 (4 OT)      |
| FG Attempts          | 107   | Sacramento, vs. OKC, 2/29          |
| FG Attempts          | 107   | Boston, vs. POR, 3/2               |
| Fewest FG Attempts   | 60    | Dallas, vs. MEM, 4/8               |
| Field Goal Pct.      | .684  | Minnesota, vs. BKN, 3/5            |
| Lowest Field Goal %  | .271  | Memphis, at GS, 11/2               |
| 3-Pt. Field Goals    | 22    | L.A. Clippers, vs. HOU, 1/18 (OT)  |
| 3-Pt. Field Goals    | 22    | Golden State, at PHO, 11/27        |
| 3-Pt. Field Goals    | 22    | Golden State, at DAL, 3/18         |
| 3-Pt. FG Attempts    | 47    | Golden State, vs. MEM, 4/13        |
| 3-Pt. FG Pct.        | .731  | Indiana, at WAS, 11/24             |
| Free Throws          | 43    | Minnesota, vs. TOR, 2/10           |
| Free Throws          | 43    | Toronto, vs. POR, 3/4              |
| Fewest Free Throws   | 1     | Golden State, at PHI, 1/30         |
| FT Attempts          | 59    | Detroit, at HOU, 1/20              |
| Fewest FT Attempts   | 2     | Golden State, at PHI, 1/30         |
| Free Throw Pct.      | 1.000 | Minnesota, at WAS, 3/25 (2 OT)     |
| Free Throw Pct.      | 1.000 | (19 times) *Chicago, vs. BKN, 3/17 |
| Lowest Free Throw %  | .313  | Brooklyn, vs. WAS, 12/26           |
| Off. Rebounds        | 28    | Memphis, at HOU, 3/14              |
| Fewest Off. Rebounds | 1     | Miami, vs. SA, 2/9                 |
| Def. Rebounds        | 55    | Golden State, vs. MEM, 11/2        |
| Def. Rebounds        | 55    | Charlotte, at PHI, 3/29            |
| Fewest Def. Reb.     | 16    | Milwaukee, at CLE, 11/19           |
| Rebounds             | 67    | Golden State, at BOS, 12/11 (2 OT) |
| Rebounds             | 67    | Miami, vs. WAS, 2/20               |
| Fewest Rebounds      | 22    | Milwaukee, at CLE, 11/19           |
| Assists              | 41    | Minnesota, vs. NO, 4/13            |
| Fewest Assists       | 9     | (4 times) *Milwaukee, at UTA, 2/5  |
| Personal Fouls       | 41    | Houston, vs. DET, 1/20             |
| Fewest Per. Fouls    | 7     | Charlotte, at PHI, 3/29            |
| Steals               | 21    | New Orleans, vs. IND, 1/8          |
| Turnovers            | 31    | Philadelphia, vs. IND, 11/18       |
| Fewest Turnovers     | 4     | (6 times) *Dallas, at DEN, 3/28    |
| Blocks               | 17    | Milwaukee, vs. MEM, 3/17           |
| Points               | 147   | Detroit, at CHI, 12/18 (4 OT)      |
| Points               | 144   | Minnesota, vs. NO, 4/13            |
| Fewest Points        | 68    | Philadelphia, vs. SA, 12/7         |

## 2015-16 ATTENDANCE

|                           |             | HOME ATTENDANCE   |               |  |
|---------------------------|-------------|-------------------|---------------|--|
| TEAM                      | G           | ATT               | AVG           |  |
| Atlanta Hawks             | 41          | 690,150           | 16,833        |  |
| Boston Celtics            | 41          | 749,076           | 18,270        |  |
| Brooklyn Nets             | 41          | 620,142           | 15,125        |  |
| Charlotte Hornets         | 41          | 716,894           | 17,485        |  |
| Chicago Bulls             | 41          | 894,659           | 21,821        |  |
| Cleveland Cavaliers       | 41          | 843,042           | 20,562        |  |
| Dallas Mavericks          | 41          | 825,901           | 20,144        |  |
| Denver Nuggets            | 41          | 577,898           | 14,095        |  |
| Detroit Pistons           | 41          | 677,138           | 16,516        |  |
| Golden State Warriors     | 41          | 803,436           | 19,596        |  |
| Houston Rockets           | 41          | 737,244           | 17,982        |  |
| Indiana Pacers            | 41          | 690,733           | 16,847        |  |
| Los Angeles Clippers      | 41          | 786,910           | 19,193        |  |
| <b>Los Angeles Lakers</b> | <b>41</b>   | <b>778,877</b>    | <b>18,997</b> |  |
| Memphis Grizzlies         | 41          | 701,894           | 17,119        |  |
| Miami Heat                | 41          | 809,350           | 19,740        |  |
| Milwaukee Bucks           | 41          | 621,808           | 15,166        |  |
| Minnesota Timberwolves    | 41          | 581,178           | 14,175        |  |
| New Orleans Pelicans      | 41          | 688,549           | 16,794        |  |
| New York Knickerbockers   | 41          | 812,292           | 19,812        |  |
| Oklahoma City Thunder     | 41          | 746,323           | 18,203        |  |
| Orlando Magic             | 41          | 719,275           | 17,543        |  |
| Philadelphia 76ers        | 41          | 610,121           | 14,881        |  |
| Phoenix Suns              | 41          | 701,405           | 17,107        |  |
| Portland Trail Blazers    | 41          | 794,085           | 19,368        |  |
| Sacramento Kings          | 41          | 707,526           | 17,257        |  |
| San Antonio Spurs         | 41          | 756,445           | 18,450        |  |
| Toronto Raptors           | 41          | 812,863           | 19,826        |  |
| Utah Jazz                 | 41          | 791,489           | 19,305        |  |
| Washington Wizards        | 41          | 725,426           | 17,693        |  |
| <b>TOTALS</b>             | <b>1230</b> | <b>21,972,129</b> | <b>17,864</b> |  |

|                           |             | ROAD ATTENDANCE   |               |  |
|---------------------------|-------------|-------------------|---------------|--|
| TEAM                      | G           | ATT               | AVG           |  |
| Atlanta Hawks             | 41          | 722,066           | 17,611        |  |
| Boston Celtics            | 41          | 715,023           | 17,440        |  |
| Brooklyn Nets             | 41          | 742,352           | 18,106        |  |
| Charlotte Hornets         | 41          | 729,157           | 17,784        |  |
| Chicago Bulls             | 41          | 744,400           | 18,156        |  |
| Cleveland Cavaliers       | 41          | 775,317           | 18,910        |  |
| Dallas Mavericks          | 41          | 726,812           | 17,727        |  |
| Denver Nuggets            | 41          | 729,120           | 17,783        |  |
| Detroit Pistons           | 41          | 730,383           | 17,814        |  |
| Golden State Warriors     | 41          | 784,499           | 19,134        |  |
| Houston Rockets           | 41          | 727,368           | 17,741        |  |
| Indiana Pacers            | 41          | 731,930           | 17,852        |  |
| Los Angeles Clippers      | 41          | 729,503           | 17,793        |  |
| <b>Los Angeles Lakers</b> | <b>41</b>   | <b>785,143</b>    | <b>19,150</b> |  |
| Memphis Grizzlies         | 41          | 721,186           | 17,590        |  |
| Miami Heat                | 41          | 739,821           | 18,044        |  |
| Milwaukee Bucks           | 41          | 722,548           | 17,623        |  |
| Minnesota Timberwolves    | 41          | 731,110           | 17,832        |  |
| New Orleans Pelicans      | 41          | 731,893           | 17,851        |  |
| New York Knickerbockers   | 41          | 756,070           | 18,441        |  |
| Oklahoma City Thunder     | 41          | 748,617           | 18,259        |  |
| Orlando Magic             | 41          | 704,188           | 17,175        |  |
| Philadelphia 76ers        | 41          | 717,170           | 17,492        |  |
| Phoenix Suns              | 41          | 709,412           | 17,303        |  |
| Portland Trail Blazers    | 41          | 725,852           | 17,704        |  |
| Sacramento Kings          | 41          | 711,569           | 17,355        |  |
| San Antonio Spurs         | 41          | 735,470           | 17,938        |  |
| Toronto Raptors           | 41          | 703,668           | 17,163        |  |
| Utah Jazz                 | 41          | 712,518           | 17,378        |  |
| Washington Wizards        | 41          | 729,274           | 17,787        |  |
| <b>TOTALS</b>             | <b>1230</b> | <b>21,973,439</b> | <b>17,865</b> |  |





**POINTS PER GAME**

|                 | G  | FG  | FT  | PTS  | AVG  |
|-----------------|----|-----|-----|------|------|
| Curry, G.S.     | 79 | 805 | 363 | 2375 | 30.1 |
| Harden, Hou.    | 82 | 710 | 720 | 2376 | 29.0 |
| Durant, OKC.    | 72 | 698 | 447 | 2029 | 28.2 |
| Cousins, Sac.   | 65 | 601 | 476 | 1748 | 26.9 |
| James, Cle.     | 76 | 737 | 359 | 1920 | 25.3 |
| Lillard, Por.   | 75 | 618 | 414 | 1879 | 25.1 |
| Davis, N.O.     | 61 | 560 | 326 | 1481 | 24.3 |
| Westbrook, OKC. | 80 | 656 | 465 | 1878 | 23.5 |
| DeRozan, Tor.   | 78 | 614 | 555 | 1830 | 23.5 |
| George, Ind.    | 81 | 605 | 454 | 1874 | 23.1 |

**REBOUNDS PER GAME**

|                 | G  | OFF | DEF | TOT  | AVG  |
|-----------------|----|-----|-----|------|------|
| Drummond, Det.  | 81 | 395 | 803 | 1198 | 14.8 |
| Jordan, LA-C    | 77 | 267 | 792 | 1059 | 13.8 |
| Whiteside, Mia. | 73 | 238 | 627 | 865  | 11.8 |
| Howard, Hou.    | 71 | 238 | 597 | 835  | 11.8 |
| Cousins, Sac.   | 65 | 158 | 589 | 747  | 11.5 |
| Gasol, Chi.     | 72 | 155 | 638 | 793  | 11.0 |
| Gobert, Utah    | 61 | 208 | 460 | 668  | 11.0 |
| Towns, Min.     | 82 | 228 | 629 | 857  | 10.5 |
| Davis, N.O.     | 61 | 130 | 497 | 627  | 10.3 |
| Randle, LA-L    | 81 | 172 | 657 | 829  | 10.2 |

**ASSISTS PER GAME**

|                 | G  | AST | AVG  |
|-----------------|----|-----|------|
| Rondo, Sac.     | 72 | 839 | 11.7 |
| Westbrook, OKC. | 80 | 834 | 10.4 |
| Wall, Was.      | 77 | 789 | 10.2 |
| Paul, LA-C      | 74 | 738 | 10.0 |
| Rubio, Min.     | 76 | 657 | 8.6  |
| Harden, Hou.    | 82 | 612 | 7.5  |
| Green, G.S.     | 81 | 598 | 7.4  |
| Lillard, Por.   | 75 | 512 | 6.8  |
| James, Cle.     | 76 | 514 | 6.8  |
| Curry, G.S.     | 79 | 527 | 6.7  |

**STEALS PER GAME**

|                 | G  | STL | AVG  |
|-----------------|----|-----|------|
| Curry, G.S.     | 79 | 169 | 2.14 |
| Rubio, Min.     | 76 | 162 | 2.13 |
| Paul, LA-C      | 74 | 152 | 2.05 |
| Lowry, Tor.     | 77 | 158 | 2.05 |
| Westbrook, OKC. | 80 | 163 | 2.04 |
| Ariza, Hou.     | 81 | 160 | 1.98 |
| Rondo, Sac.     | 72 | 141 | 1.96 |
| Wall, Was.      | 77 | 145 | 1.88 |
| George, Ind.    | 81 | 152 | 1.88 |
| Ellis, Ind.     | 81 | 150 | 1.85 |

**BLOCKS PER GAME**

|                 | G  | BLK | AVG  |
|-----------------|----|-----|------|
| Whiteside, Mia. | 73 | 269 | 3.68 |
| Jordan, LA-C    | 77 | 177 | 2.30 |
| Gobert, Utah    | 61 | 135 | 2.21 |
| Davis, N.O.     | 61 | 125 | 2.05 |
| Gasol, Chi.     | 72 | 146 | 2.03 |
| Ibaka, OKC.     | 78 | 148 | 1.90 |
| Porzingis, N.Y. | 72 | 134 | 1.86 |
| Millsap, Atl.   | 81 | 139 | 1.72 |
| Lopez, Brk.     | 73 | 124 | 1.70 |
| Towns, Min.     | 82 | 138 | 1.68 |

**FIELD GOAL %**

|                   | FG  | FGA  | PCT  |
|-------------------|-----|------|------|
| Jordan, LA-C      | 357 | 508  | .703 |
| Howard, Hou.      | 372 | 600  | .620 |
| Whiteside, Mia.   | 413 | 682  | .606 |
| Kanter, OKC.      | 414 | 719  | .576 |
| Gortat, Was.      | 433 | 764  | .567 |
| Valanciunas, Tor. | 303 | 536  | .565 |
| Faried, Den.      | 349 | 626  | .558 |
| Towns, Min.       | 625 | 1153 | .542 |
| Lopez, N.Y.       | 357 | 662  | .539 |
| Dieng, Min.       | 308 | 579  | .532 |

**3-PT FIELD GOAL %**

|                   | 3FG | 3GA | PCT  |
|-------------------|-----|-----|------|
| Redick, LA-C      | 200 | 421 | .475 |
| Curry, G.S.       | 402 | 886 | .454 |
| Leonard, S.A.     | 129 | 291 | .443 |
| Bayless, Mil.     | 101 | 231 | .437 |
| McDermott, Chi.   | 110 | 259 | .425 |
| K. Thompson, G.S. | 276 | 650 | .425 |
| Dudley, Was.      | 100 | 238 | .420 |
| McCollum, Por.    | 197 | 472 | .417 |
| Parsons, Dal.     | 104 | 251 | .414 |
| Calderon, N.Y.    | 84  | 203 | .414 |

**FREE THROW %**

|                   | FT  | FTA | PCT  |
|-------------------|-----|-----|------|
| Curry, G.S.       | 363 | 400 | .908 |
| Crawford, LA-C    | 245 | 271 | .904 |
| Durant, OKC.      | 447 | 498 | .898 |
| Paul, LA-C        | 294 | 328 | .896 |
| Nowitzki, Dal.    | 250 | 280 | .893 |
| Lillard, Por.     | 414 | 464 | .892 |
| Martin, Min.-S.A. | 153 | 172 | .890 |
| Middleton, Mil.   | 277 | 312 | .888 |
| Redick, LA-C      | 182 | 205 | .888 |
| Irving, Cle.      | 169 | 191 | .885 |

**MINUTES PER GAME**

|                     | G  | MIN  | AVG  |
|---------------------|----|------|------|
| Harden, Hou.        | 82 | 3125 | 38.1 |
| Lowry, Tor.         | 77 | 2851 | 37.0 |
| Butler, Chi.        | 67 | 2474 | 36.9 |
| Caldwell-Pope, Det. | 76 | 2789 | 36.7 |
| Hayward, Utah       | 80 | 2893 | 36.2 |
| Wall, Was.          | 77 | 2784 | 36.2 |
| Middleton, Mil.     | 79 | 2852 | 36.1 |
| DeRozan, Tor.       | 78 | 2804 | 35.9 |
| Durant, OKC.        | 72 | 2578 | 35.8 |
| Morris, Det.        | 80 | 2856 | 35.7 |





## 2016 NBA DRAFT RESULTS

### FIRST ROUND

|    |                           |                         |           |   |
|----|---------------------------|-------------------------|-----------|---|
| 1  | Philadelphia 76ers        | Ben Simmons             | SF/PF     | LSU (Fr.)                                   |
| 2  | <b>Los Angeles Lakers</b> | <b>Brandon Ingram</b>   | <b>SF</b> | <b>Duke (Fr.)</b>                           |
| 3  | Boston Celtics            | Jaylen Brown            | SF        | California (Fr.)                            |
| 4  | Phoenix Suns              | Dragan Bender           | PF/C      | Maccabi FOX Tel Aviv (Israel)               |
| 5  | Minnesota Timberwolves    | Kris Dunn               | PG        | Providence (Jr.)                            |
| 6  | New Orleans Pelicans      | Buddy Hield             | SG        | Oklahoma (Sr.)                              |
| 7  | Denver Nuggets            | Jamal Murray            | SG        | Kentucky (Fr.)                              |
| 8  | Phoenix Suns              | Marquese Chriss         | PF        | Washington (Fr.)                            |
| 9  | Toronto Raptors           | Jakob Pöhl              | C         | Utah (So.)                                  |
| 10 | Milwaukee Bucks           | Thon Maker              | PF        | Orangeville Prep/Athlete Institute (Canada) |
| 11 | Oklahoma City Thunder     | Domantas Sabonis        | PF/C      | Gonzaga (So.)                               |
| 12 | Atlanta Hawks             | Taurean Prince          | PF        | Baylor (Sr.)                                |
| 13 | Sacramento Kings          | Georgios Papagiannis    | C         | Panathinaikos Athens (Greece)               |
| 14 | Chicago Bulls             | Denzel Valentine        | SG        | Michigan State (Sr.)                        |
| 15 | Denver Nuggets            | Juan Hernangómez        | SF/PF     | Movistar Estudiantes (Spain)                |
| 16 | Boston Celtics            | Guerschon Yabusele      | PF        | Rouen Métropole (France)                    |
| 17 | Memphis Grizzlies         | Wade Baldwin IV         | PG        | Vanderbilt (So.)                            |
| 18 | Detroit Pistons           | Henry Ellenson          | PF        | Marquette (Fr.)                             |
| 19 | Denver Nuggets            | Malik Beasley           | SG        | Florida State (Fr.)                         |
| 20 | Brooklyn Nets             | Caris LeVert            | SG        | Michigan (Sr.)                              |
| 21 | Atlanta Hawks             | DeAndre' Bembry         | SF        | Saint Joseph's (Jr.)                        |
| 22 | Sacramento Kings          | Malachi Richardson      | SG        | Syracuse (Fr.)                              |
| 23 | Boston Celtics            | Ante Žižić              | C         | Cibona Zagreb (Croatia)                     |
| 24 | Philadelphia 76ers        | Timothé Luwawu-Cabarrot | SG/SF     | Mega Leks (Serbia)                          |
| 25 | Los Angeles Clippers      | Brice Johnson           | PF        | North Carolina (Sr.)                        |
| 26 | Philadelphia 76ers        | Furkan Korkmaz          | SG/SF     | Anadolu Efes (Turkey)                       |
| 27 | Toronto Raptors           | Pascal Siakam           | PF        | New Mexico State (So.)                      |
| 28 | Sacramento Kings          | Skal Labissière         | PF/C      | Kentucky (Fr.)                              |
| 29 | San Antonio Spurs         | Dejounte Murray         | PG/SG     | Washington (Fr.)                            |
| 30 | Golden State Warriors     | Damian Jones            | C         | Vanderbilt (Jr.)                            |

### SECOND ROUND

|    |                           |                    |          |                                 |
|----|---------------------------|--------------------|----------|---------------------------------|
| 31 | Memphis Grizzlies         | Deyonta Davis      | PF/C     | Michigan State (Fr.)            |
| 32 | <b>Los Angeles Lakers</b> | <b>Ivica Zubac</b> | <b>C</b> | <b>Mega Leks (Serbia)</b>       |
| 33 | New Orleans Pelicans      | Cheick Diallo      | PF/C     | Kansas (Fr.)                    |
| 34 | Phoenix Suns              | Tyler Ulis         | PG       | Kentucky (So.)                  |
| 35 | Memphis Grizzlies         | Rade Zagorac       | SG/SF    | Mega Leks (Serbia)              |
| 36 | Milwaukee Bucks           | Malcolm Brogdon    | PG/SG    | Virginia (Sr.)                  |
| 37 | Houston Rockets           | Chinanu Onuaku     | PF/C     | Louisville (So.)                |
| 38 | Golden State Warriors     | Patrick McCaw      | SG/SF    | UNLV (So.)                      |
| 39 | Los Angeles Clippers      | David Michineau    | PG       | Élan Chalon (France)            |
| 40 | Los Angeles Clippers      | Diamond Stone      | PF/C     | Maryland (Fr.)                  |
| 41 | Orlando Magic             | Stephen Zimmerman  | PF/C     | UNLV (Fr.)                      |
| 42 | Brooklyn Nets             | Isaiah Whitehead   | PG/SG    | Seton Hall (So.)                |
| 43 | Houston Rockets           | Zhou Qi            | C        | Xinjiang Flying Tigers (China)  |
| 44 | Atlanta Hawks             | Isaia Cordinier    | SG       | ASC Denain-Voltaire PH (France) |
| 45 | Boston Celtics            | Demetrius Jackson  | PG       | Notre Dame (Jr.)                |
| 46 | Dallas Mavericks          | A.J. Hammons       | C        | Purdue (Sr.)                    |
| 47 | Portland Trail Blazers    | Jake Layman        | SF       | Maryland (Sr.)                  |
| 48 | Chicago Bulls             | Paul Zipser        | SG/SF    | Bayern Munich (Germany)         |
| 49 | Detroit Pistons           | Michael Gbinije    | SF       | Syracuse (Sr.)                  |
| 50 | Indiana Pacers            | Georges Niang      | PF       | Iowa State (Sr.)                |
| 51 | Boston Celtics            | Ben Bentil         | PF       | Providence (So.)                |
| 52 | Utah Jazz                 | Joel Bolomboy      | PF/C     | Weber State (Sr.)               |
| 53 | Denver Nuggets            | Petr Cornelie      | PF       | Le Mans Sarthe (France)         |
| 54 | Cleveland Cavaliers       | Kay Felder         | PG       | Oakland (Jr.)                   |
| 55 | Utah Jazz                 | Marcus Paige       | PG       | North Carolina (Sr.)            |
| 56 | Oklahoma City Thunder     | Daniel Hamilton    | SG/SF    | Connecticut (So.)               |
| 57 | Memphis Grizzlies         | Wang Zhelin        | C        | Fujian Sturgeons (China)        |
| 58 | Boston Celtics            | Abdel Nader        | SF       | Iowa State (Sr.)                |
| 59 | Sacramento Kings          | Isaiah Cousins     | PG/SG    | Oklahoma (Sr.)                  |
| 60 | Utah Jazz                 | Tyrone Wallace     | PG       | California (Sr.)                |





NBA CHAMPIONS BY YEAR

| SEASON         | CHAMPION           | COACH           | OPONENT    | W/L        |
|----------------|--------------------|-----------------|------------|------------|
| 1946-47        | Philadelphia       | Gotlieb         | CHI        | 4-1        |
| 1947-48        | Baltimore          | Jeanette        | PHI        | 4-2        |
| <b>1948-49</b> | <b>Minneapolis</b> | <b>Kundla</b>   | <b>WAS</b> | <b>4-2</b> |
| <b>1949-50</b> | <b>Minneapolis</b> | <b>Kundla</b>   | <b>SYR</b> | <b>4-2</b> |
| 1950-51        | Rochester          | Harrison        | NYK        | 4-3        |
| <b>1951-52</b> | <b>Minneapolis</b> | <b>Kundla</b>   | <b>NYK</b> | <b>4-3</b> |
| <b>1952-53</b> | <b>Minneapolis</b> | <b>Kundla</b>   | <b>NYK</b> | <b>4-1</b> |
| <b>1953-54</b> | <b>Minneapolis</b> | <b>Kundla</b>   | <b>SYR</b> | <b>4-3</b> |
| 1954-55        | Syracuse           | Cervi           | FTW        | 4-3        |
| 1955-56        | Philadelphia       | Senesky         | FTW        | 4-1        |
| 1956-57        | Boston             | Auerbach        | STL        | 4-3        |
| 1957-58        | St. Louis          | Hannum          | BOS        | 4-2        |
| 1958-59        | Boston             | Auerbach        | MIN        | 4-0        |
| 1959-60        | Boston             | Auerbach        | STL        | 4-3        |
| 1960-61        | Boston             | Auerbach        | STL        | 4-1        |
| 1961-62        | Boston             | Auerbach        | LAL        | 4-3        |
| 1962-63        | Boston             | Auerbach        | LAL        | 4-2        |
| 1963-64        | Boston             | Auerbach        | SFW        | 4-1        |
| 1964-65        | Boston             | Auerbach        | LAL        | 4-1        |
| 1965-66        | Boston             | Auerbach        | LAL        | 4-3        |
| 1966-67        | Philadelphia       | Hannum          | SFW        | 4-2        |
| 1967-68        | Boston             | Russell         | LAL        | 4-2        |
| 1968-69        | Boston             | Russell         | LAL        | 4-3        |
| 1969-70        | New York           | Holzman         | LAL        | 4-3        |
| 1970-71        | Milwaukee          | Costello        | BAL        | 4-0        |
| <b>1971-72</b> | <b>Los Angeles</b> | <b>Sharman</b>  | <b>NYK</b> | <b>4-1</b> |
| 1972-73        | New York           | Holzman         | LAL        | 4-1        |
| 1973-74        | Boston             | Heinsohn        | MIL        | 4-3        |
| 1974-75        | Golden State       | Attles          | WAS        | 4-0        |
| 1975-76        | Boston             | Heinsohn        | PHX        | 4-2        |
| 1976-77        | Portland           | Ramsay          | PHI        | 4-2        |
| 1977-78        | Washington         | Motta           | SEA        | 4-3        |
| 1978-79        | Seattle            | Wilkins         | WAS        | 4-1        |
| <b>1979-80</b> | <b>Los Angeles</b> | <b>Westhead</b> | <b>PHI</b> | <b>4-2</b> |
| 1980-81        | Boston             | Fitch           | HOU        | 4-2        |
| <b>1981-82</b> | <b>Los Angeles</b> | <b>Riley</b>    | <b>PHI</b> | <b>4-2</b> |
| 1982-83        | Philadelphia       | Cunningham      | LAL        | 4-0        |
| 1983-84        | Boston             | Jones           | LAL        | 4-3        |
| <b>1984-85</b> | <b>L.A. Lakers</b> | <b>Riley</b>    | <b>BOS</b> | <b>4-2</b> |
| 1985-86        | Boston             | Jones           | HOU        | 4-2        |
| <b>1986-87</b> | <b>L.A. Lakers</b> | <b>Riley</b>    | <b>BOS</b> | <b>4-2</b> |
| <b>1987-88</b> | <b>L.A. Lakers</b> | <b>Riley</b>    | <b>DET</b> | <b>4-3</b> |
| 1988-89        | Detroit            | Daly            | LAL        | 4-0        |
| 1989-90        | Detroit            | Daly            | POR        | 4-1        |
| 1990-91        | Chicago            | Jackson         | LAL        | 4-1        |
| 1991-92        | Chicago            | Jackson         | POR        | 4-2        |
| 1992-93        | Chicago            | Jackson         | PHX        | 4-2        |
| 1993-94        | Houston            | Tomjanovich     | NYK        | 4-3        |
| 1994-95        | Houston            | Tomjanovich     | ORL        | 4-0        |
| 1995-96        | Chicago            | Jackson         | SEA        | 4-2        |
| 1996-97        | Chicago            | Jackson         | UTA        | 4-2        |
| 1997-98        | Chicago            | Jackson         | UTA        | 4-2        |
| 1998-99        | San Antonio        | Popovich        | NYK        | 4-1        |
| <b>1999-00</b> | <b>L.A. Lakers</b> | <b>Jackson</b>  | <b>IND</b> | <b>4-2</b> |
| <b>2000-01</b> | <b>L.A. Lakers</b> | <b>Jackson</b>  | <b>PHI</b> | <b>4-1</b> |
| <b>2001-02</b> | <b>L.A. Lakers</b> | <b>Jackson</b>  | <b>NJN</b> | <b>4-0</b> |
| 2002-03        | San Antonio        | Popovich        | NJN        | 4-2        |
| 2003-04        | Detroit            | Brown           | LAL        | 4-1        |
| 2004-05        | San Antonio        | Popovich        | DET        | 4-3        |
| 2005-06        | Miami              | Riley           | DAL        | 4-2        |
| 2006-07        | San Antonio        | Popovich        | CLE        | 4-0        |
| 2007-08        | Boston             | Rivers          | LAL        | 4-2        |
| <b>2008-09</b> | <b>L.A. Lakers</b> | <b>Jackson</b>  | <b>ORL</b> | <b>4-1</b> |
| <b>2009-10</b> | <b>L.A. Lakers</b> | <b>Jackson</b>  | <b>BOS</b> | <b>4-3</b> |
| 2010-11        | Dallas             | Carlisle        | MIA        | 4-2        |
| 2011-12        | Miami              | Spoelstra       | OKC        | 4-1        |
| 2012-13        | Miami              | Spoelstra       | SAS        | 4-3        |
| 2013-14        | San Antonio        | Popovich        | MIA        | 4-1        |
| 2014-15        | Golden State       | Kerr            | CLE        | 4-2        |
| 2015-16        | Cleveland          | Lue             | GSW        | 4-3        |







# NBA AWARD WINNERS

## MOST VALUABLE PLAYER

(MAURICE PODOLOFF TROPHY)

|      |                         |            |
|------|-------------------------|------------|
| 1956 | Bob Pettit              | STL        |
| 1957 | Bob Cousy               | BOS        |
| 1958 | Bill Russell            | BOS        |
| 1959 | Bob Pettit              | STL        |
| 1960 | Wilt Chamberlain        | PHI        |
| 1961 | Bill Russell            | BOS        |
| 1962 | Bill Russell            | BOS        |
| 1963 | Bill Russell            | BOS        |
| 1964 | Oscar Robertson         | CIN        |
| 1965 | Bill Russell            | BOS        |
| 1966 | Wilt Chamberlain        | PHI        |
| 1967 | Wilt Chamberlain        | PHI        |
| 1968 | Wilt Chamberlain        | PHI        |
| 1969 | Wes Unseld              | BAL        |
| 1970 | Willis Reed             | NYK        |
| 1971 | K. Abdul-Jabbar         | MIL        |
| 1972 | K. Abdul-Jabbar         | MIL        |
| 1973 | Dave Cowens             | BOS        |
| 1974 | <b>K. Abdul-Jabbar</b>  | <b>LAL</b> |
| 1975 | Bob McAdoo              | BUF        |
| 1976 | <b>K. Abdul-Jabbar</b>  | <b>LAL</b> |
| 1977 | <b>K. Abdul-Jabbar</b>  | <b>LAL</b> |
| 1978 | Bill Walton             | POR        |
| 1979 | Moses Malone            | HOU        |
| 1980 | <b>K. Abdul-Jabbar</b>  | <b>LAL</b> |
| 1981 | Julius Erving           | PHI        |
| 1982 | Moses Malone            | HOU        |
| 1983 | Moses Malone            | PHI        |
| 1984 | Larry Bird              | BOS        |
| 1985 | Larry Bird              | BOS        |
| 1986 | Larry Bird              | BOS        |
| 1987 | <b>Magic Johnson</b>    | <b>LAL</b> |
| 1988 | Michael Jordan          | CHI        |
| 1989 | <b>Magic Johnson</b>    | <b>LAL</b> |
| 1990 | <b>Magic Johnson</b>    | <b>LAL</b> |
| 1991 | Michael Jordan          | CHI        |
| 1992 | Michael Jordan          | CHI        |
| 1993 | Charles Barkley         | PHX        |
| 1994 | Hakeem Olajuwon         | HOU        |
| 1995 | David Robinson          | SAS        |
| 1996 | Michael Jordan          | CHI        |
| 1997 | Karl Malone             | UTA        |
| 1998 | Michael Jordan          | CHI        |
| 1999 | Karl Malone             | UTA        |
| 2000 | <b>Shaquille O'Neal</b> | <b>LAL</b> |
| 2001 | Allen Iverson           | PHI        |
| 2002 | Tim Duncan              | SAS        |
| 2003 | Tim Duncan              | SAS        |
| 2004 | Kevin Garnett           | MIN        |
| 2005 | Steve Nash              | PHX        |
| 2006 | Steve Nash              | PHX        |
| 2007 | Dirk Nowitzki           | DAL        |
| 2008 | <b>Kobe Bryant</b>      | <b>LAL</b> |
| 2009 | LeBron James            | CLE        |
| 2010 | LeBron James            | CLE        |
| 2011 | Derrick Rose            | CHI        |
| 2012 | LeBron James            | MIA        |
| 2013 | LeBron James            | MIA        |
| 2014 | Kevin Durant            | OKC        |
| 2015 | Stephen Curry           | GSW        |
| 2016 | Stephen Curry           | GSW        |

## BILL RUSSELL NBA FINALS MVP

|      |                         |            |
|------|-------------------------|------------|
| 1969 | <b>Jerry West</b>       | <b>LAL</b> |
| 1970 | Willis Reed             | NYK        |
| 1971 | K. Abdul-Jabbar         | MIL        |
| 1972 | <b>Wilt Chamberlain</b> | <b>LAL</b> |
| 1973 | Willis Reed             | NYK        |
| 1974 | John Havlicek           | BOS        |
| 1975 | Rick Barry              | GSW        |
| 1976 | Jo Jo White             | BOS        |
| 1977 | Bill Walton             | POR        |
| 1978 | Wes Unseld              | WAS        |
| 1979 | Dennis Johnson          | SEA        |
| 1980 | <b>Magic Johnson</b>    | <b>LAL</b> |
| 1981 | Cedric Maxwell          | BOS        |
| 1982 | <b>Magic Johnson</b>    | <b>LAL</b> |
| 1983 | Moses Malone            | PHI        |
| 1984 | Larry Bird              | BOS        |
| 1985 | <b>K. Abdul-Jabbar</b>  | <b>LAL</b> |
| 1986 | Larry Bird              | BOS        |
| 1987 | <b>Magic Johnson</b>    | <b>LAL</b> |
| 1988 | <b>James Worthy</b>     | <b>LAL</b> |
| 1989 | Joe Dumars              | DET        |
| 1990 | Isiah Thomas            | DET        |
| 1991 | Michael Jordan          | CHI        |
| 1992 | Michael Jordan          | CHI        |
| 1993 | Michael Jordan          | CHI        |
| 1994 | Hakeem Olajuwon         | HOU        |
| 1995 | Hakeem Olajuwon         | HOU        |
| 1996 | Michael Jordan          | CHI        |
| 1997 | Michael Jordan          | CHI        |
| 1998 | Michael Jordan          | CHI        |
| 1999 | Tim Duncan              | SAS        |
| 2000 | <b>Shaquille O'Neal</b> | <b>LAL</b> |
| 2001 | <b>Shaquille O'Neal</b> | <b>LAL</b> |
| 2002 | <b>Shaquille O'Neal</b> | <b>LAL</b> |
| 2003 | Tim Duncan              | SAS        |
| 2004 | Chauncey Billups        | DET        |
| 2005 | Tim Duncan              | SAS        |
| 2006 | Dwyane Wade             | MIA        |
| 2007 | Tony Parker             | SAS        |
| 2008 | Paul Pierce             | BOS        |
| 2009 | <b>Kobe Bryant</b>      | <b>LAL</b> |
| 2010 | <b>Kobe Bryant</b>      | <b>LAL</b> |
| 2011 | Dirk Nowitzki           | DAL        |
| 2012 | LeBron James            | MIA        |
| 2013 | LeBron James            | MIA        |
| 2014 | Kawhi Leonard           | SAS        |
| 2015 | Andre Iguodala          | GSW        |
| 2016 | LeBron James            | CLE        |

## SPORTSMANSHIP AWARD

|      |                  |     |
|------|------------------|-----|
| 1996 | Joe Dumars       | DET |
| 1997 | Terrell Brandon  | CLE |
| 1998 | Avery Johnson    | SAS |
| 1999 | Hersey Hawkins   | SEA |
| 2000 | Eric Snow        | PHI |
| 2001 | David Robinson   | SAS |
| 2002 | Steve Smith      | SAS |
| 2003 | Ray Allen        | SEA |
| 2004 | P.J. Brown       | NOH |
| 2005 | Grant Hill       | ORL |
| 2006 | Elton Brand      | LAC |
| 2007 | Luol Deng        | CHI |
| 2008 | Grant Hill       | PHX |
| 2009 | Chauncey Billups | DEN |
| 2010 | Grant Hill       | PHX |
| 2011 | Stephen Curry    | GSW |
| 2012 | Jason Kidd       | DAL |
| 2013 | Jason Kidd       | NYK |
| 2014 | Mike Conley Jr.  | MEM |
| 2015 | Kyle Korver      | ATL |
| 2016 | Mike Conley Jr.  | MEM |

## DEFENSIVE PLAYER OF

THE YEAR

|      |                       |            |
|------|-----------------------|------------|
| 1983 | Sidney Moncrief       | MIL        |
| 1984 | Sidney Moncrief       | MIL        |
| 1985 | Mark Eaton            | UTA        |
| 1986 | Alvin Robertson       | SAS        |
| 1987 | <b>Michael Cooper</b> | <b>LAL</b> |
| 1988 | Michael Jordan        | CHI        |
| 1989 | Mark Eaton            | UTA        |
| 1990 | Dennis Rodman         | DET        |
| 1991 | Dennis Rodman         | DET        |
| 1992 | David Robinson        | SAS        |
| 1993 | Hakeem Olajuwon       | HOU        |
| 1994 | Hakeem Olajuwon       | HOU        |
| 1995 | Dikembe Mutombo       | SEA        |
| 1996 | Gary Payton           | DEN        |
| 1997 | Dikembe Mutombo       | ATL        |
| 1998 | Dikembe Mutombo       | ATL        |
| 1999 | Alonzo Mourning       | MIA        |
| 2000 | Alonzo Mourning       | MIA        |
| 2001 | Dikembe Mutombo       | PHI        |
| 2002 | Ben Wallace           | DET        |
| 2003 | Ben Wallace           | DET        |
| 2004 | Ron Artest            | IND        |
| 2005 | Ben Wallace           | DET        |
| 2006 | Ben Wallace           | DET        |
| 2007 | Marcus Camby          | DEN        |
| 2008 | Kevin Garnett         | BOS        |
| 2009 | Dwight Howard         | ORL        |
| 2010 | Dwight Howard         | ORL        |
| 2011 | Dwight Howard         | ORL        |
| 2012 | Tyson Chandler        | NYK        |
| 2013 | Marc Gasol            | MEM        |
| 2014 | Joakim Noah           | SAS        |
| 2015 | Kawhi Leonard         | CHI        |
| 2016 | Kawhi Leonard         | SAS        |

## SIXTH MAN AWARD

|      |                    |            |
|------|--------------------|------------|
| 1983 | Bobby Jones        | PHI        |
| 1984 | Kevin McHale       | BOS        |
| 1985 | Kevin McHale       | BOS        |
| 1986 | Bill Walton        | BOS        |
| 1987 | Ricky Pierce       | MIL        |
| 1988 | Roy Tarpley        | DAL        |
| 1989 | Eddie Johnson      | PHX        |
| 1990 | Ricky Pierce       | MIL        |
| 1991 | Detlef Schrempf    | IND        |
| 1992 | Detlef Schrempf    | IND        |
| 1993 | Cliff Robinson     | POR        |
| 1994 | Dell Curry         | CHA        |
| 1995 | Anthony Mason      | NYK        |
| 1996 | Toni Kukoc         | CHI        |
| 1997 | John Starks        | NYK        |
| 1998 | Danny Manning      | PHX        |
| 1999 | Darrell Armstrong  | ORL        |
| 2000 | Rodney Rogers      | PHX        |
| 2001 | Aaron McKie        | PHI        |
| 2002 | Corliss Williamson | DET        |
| 2003 | Bobby Jackson      | SAC        |
| 2004 | Antawn Jamison     | DAL        |
| 2005 | Ben Gordon         | CHI        |
| 2006 | Mike Miller        | MEM        |
| 2007 | Leandro Barbosa    | PHX        |
| 2008 | Manu Ginobili      | SAS        |
| 2009 | Jason Terry        | DAL        |
| 2010 | Jamal Crawford     | ATL        |
| 2011 | <b>Lamar Odom</b>  | <b>LAL</b> |
| 2012 | James Harden       | OKC        |
| 2013 | J.R. Smith         | NYK        |
| 2014 | Jamal Crawford     | LAC        |
| 2015 | Lou Williams       | TOR        |
| 2016 | Jamal Crawford     | LAC        |

## ROOKIE OF THE YEAR

(EDDIE GOTTLEB TROPHY)

|      |                         |            |
|------|-------------------------|------------|
| 1953 | Don Meineke             | FTW        |
| 1954 | Ray Felix               | BAL        |
| 1955 | Bob Pettit              | MIL        |
| 1956 | Maunce Stokes           | ROC        |
| 1957 | Tom Heinsohn            | BOS        |
| 1958 | Woodly Sauldsberry      | PHI        |
| 1959 | <b>Elgin Baylor</b>     | <b>MIN</b> |
| 1960 | Wilt Chamberlain        | PHI        |
| 1961 | Oscar Robertson         | CIN        |
| 1962 | Walt Bellamy            | CHI        |
| 1963 | Terry Dischinger        | CHI        |
| 1964 | Jerry Lucas             | CIN        |
| 1965 | Willis Reed             | NYK        |
| 1966 | Rick Barry              | SFW        |
| 1967 | Dave Bing               | DET        |
| 1968 | Earl Monroe             | BAL        |
| 1969 | Wes Unseld              | BAL        |
| 1970 | K. Abdul-Jabbar         | MIL        |
| 1971 | Geoff Petrie            | POR        |
|      | Dave Cowens             | BOS        |
| 1972 | Sidney Wicks            | POR        |
| 1973 | Bob McAdoo              | BUF        |
| 1974 | Ernie DiGregorio        | BUF        |
| 1975 | Keith Wikes             | GSW        |
| 1976 | Alvan Adams             | PHX        |
| 1977 | Adrian Dantley          | PHX        |
| 1978 | Walter Davis            | PHX        |
| 1979 | Phil Ford               | KCK        |
| 1980 | Larry Bird              | BOS        |
| 1981 | Darrell Griffith        | UTA        |
| 1982 | Buck Williams           | NJN        |
| 1983 | Terry Cummings          | SDC        |
| 1984 | Ralph Sampson           | HOU        |
| 1985 | Michael Jordan          | CHI        |
| 1986 | Patrick Ewing           | NYK        |
| 1987 | Chuck Person            | IND        |
| 1988 | Mark Jackson            | NYK        |
| 1989 | Mitch Richmond          | GSW        |
| 1990 | David Robinson          | SAS        |
| 1991 | Derrick Coleman         | NJN        |
| 1992 | Larry Johnson           | CHA        |
| 1993 | Shaquille O'Neal        | ORL        |
| 1994 | Chris Webber            | DET        |
| 1995 | Grant Hill              | GSW        |
|      | Jason Kidd              | DAL        |
| 1996 | Damon Stoudamire        | POR        |
| 1997 | Allen Iverson           | PHI        |
| 1998 | Tim Duncan              | SAS        |
| 1999 | Vince Carter            | TOR        |
| 2000 | Elton Brand             | CHI        |
|      | Steve Francis           | HOU        |
| 2001 | Mike Miller             | ORL        |
| 2002 | Pau Gasol               | MEM        |
| 2003 | Amare Stoudemire        | PHX        |
| 2004 | LeBron James            | CLE        |
| 2005 | Emeka Okafor            | CHA        |
| 2006 | Chris Paul              | NOK        |
| 2007 | Brandon Roy             | POR        |
| 2008 | Kevin Durant            | SEA        |
| 2009 | Derrick Rose            | CHI        |
| 2010 | Tyrece Evans            | SAC        |
| 2011 | Blake Griffin           | LAC        |
| 2012 | Kyrie Irving            | CLE        |
| 2013 | Damian Lillard          | POR        |
| 2014 | Michael Carter-Williams | PHI        |
| 2015 | Andrew Wiggins          | MIN        |
| 2016 | Karl-Anthony Towns      | MIN        |





## J. WALTER KENNEDY CITIZENSHIP AWARD

|             |                          |            |
|-------------|--------------------------|------------|
| 1975        | Wes Unseld               | WAS        |
| 1976        | Slick Watts              | SEA        |
| 1977        | Dave Bing                | WAS        |
| 1978        | Bob Lanier               | DET        |
| 1979        | Calvin Murphy            | HOU        |
| 1980        | Austin Carr              | CLE        |
| 1981        | Mike Glenn               | NYK        |
| 1982        | Kent Benson              | DET        |
| 1983        | Julius Erving            | PHI        |
| 1984        | Frank Layden             | UTA        |
| 1985        | Dan Issel                | DEN        |
| <b>1986</b> | <b>Michael Cooper</b>    | <b>LAL</b> |
|             | Rory Sparrow             | NYK        |
| 1987        | Isiah Thomas             | DET        |
| 1988        | Alex English             | DEN        |
| 1989        | Thurl Bailey             | UTA        |
| 1990        | Doc Rivers               | ATL        |
| 1991        | Kevin Johnson            | PHX        |
| <b>1992</b> | <b>Magic Johnson</b>     | <b>LAL</b> |
| 1993        | Terry Porter             | POR        |
| 1994        | Joe Dumars               | DET        |
| 1995        | Joe O'Toole              | ATL        |
| 1996        | Chris Dudley             | POR        |
| 1997        | P. J. Brown              | MIA        |
| 1998        | Steve Smith              | ATL        |
| 1999        | Brian Grant              | POR        |
| 2000        | Vlade Divac              | SAC        |
| 2001        | Dikembe Mutombo          | PHI        |
| 2002        | Alonzo Mourning          | MIA        |
| 2003        | David Robinson           | SAS        |
| 2004        | Reggie Miller            | IND        |
| 2005        | Eric Snow                | CLE        |
| 2006        | Kevin Garnett            | MIN        |
| 2007        | Steve Nash               | PHX        |
| 2008        | Chauncey Billups         | DET        |
| 2009        | Dikembe Mutombo          | HOU        |
| 2010        | Samuel Dalembert         | PHI        |
| <b>2011</b> | <b>Metta World Peace</b> | <b>LAL</b> |
| <b>2012</b> | <b>Pau Gasol</b>         | <b>LAL</b> |
| 2013        | Kenneth Faried           | DEN        |
| 2014        | Luol Deng                | CLE        |
| 2015        | Joakim Noah              | CHI        |
| 2016        | Wayne Ellington          | BKN        |

## MOST IMPROVED PLAYER

|      |                   |     |
|------|-------------------|-----|
| 1986 | Alvin Robertson   | SAS |
| 1987 | Dale Ellis        | SEA |
| 1988 | Kevin Duckworth   | POR |
| 1989 | Kevin Johnson     | PHX |
| 1990 | Rony Seikaly      | MIA |
| 1991 | Scott Skiles      | ORL |
| 1992 | Pervis Ellison    | WAS |
| 1993 | M. Abdul-Rauf     | DEN |
| 1994 | Don MacLean       | WAS |
| 1995 | Dana Barros       | PHI |
| 1996 | Gheorghie Muresan | WAS |
| 1997 | Isaac Austin      | MIA |
| 1998 | Alan Henderson    | ATL |
| 1999 | Darrell Armstrong | ORL |
| 2000 | Jalen Rose        | IND |
| 2001 | Tracy McGrady     | ORL |
| 2002 | Jermaine O'Neal   | IND |
| 2003 | Gilbert Arenas    | WAS |
| 2004 | Zach Randolph     | POR |
| 2005 | Bobby Simmons     | LAC |
| 2006 | Boris Diaw        | PHX |
| 2007 | Monta Ellis       | GSW |
| 2008 | Hedo Turkoglu     | ORL |
| 2009 | Danny Granger     | IND |
| 2010 | Aaron Brooks      | HOU |
| 2011 | Kevin Love        | MIN |
| 2012 | Ryan Anderson     | ORL |
| 2013 | Paul George       | IND |
| 2014 | Goran Dragic      | PHX |
| 2015 | Jimmy Butler      | CHI |
| 2016 | C. J. McCollum    | POR |

## COACH OF THE YEAR (RED AUERBACH TROPHY)

|             |                     |            |
|-------------|---------------------|------------|
| 1963        | Harry Gallatin      | STL        |
| 1964        | Alex Hannum         | SFW        |
| 1965        | Red Auerbach        | BOS        |
| 1966        | Dolph Schayes       | PHI        |
| 1967        | Johnny Kerr         | CHI        |
| 1968        | Richie Guerin       | STL        |
| 1969        | Gene Shue           | BAL        |
| 1970        | Red Holzman         | NYK        |
| 1971        | Dick Motta          | CHI        |
| <b>1972</b> | <b>Bill Sharman</b> | <b>LAL</b> |
| 1973        | Tom Heinsohn        | BOS        |
| 1974        | Ray Scott           | DET        |
| 1975        | Phil Johnson        | KCK        |
| 1976        | Bill Fitch          | CLE        |
| 1977        | Tom Nissalke        | HOU        |
| 1978        | Hubie Brown         | ATL        |
| 1979        | Cotton Fitzsimmons  | KCK        |
| 1980        | Bill Fitch          | BOS        |
| 1981        | Jack McKinney       | IND        |
| 1982        | Gene Shue           | WAS        |
| 1983        | Don Nelson          | MIL        |
| 1984        | Frank Layden        | UTA        |
| 1985        | Don Nelson          | MIL        |
| 1986        | Mike Fratello       | ATL        |
| 1987        | Mike Schuler        | POR        |
| 1988        | Doug Moe            | DEN        |
| 1989        | Cotton Fitzsimmons  | PHX        |
| <b>1990</b> | <b>Pat Riley</b>    | <b>LAL</b> |
| 1991        | Don Chaney          | HOU        |
| 1992        | Don Nelson          | GSW        |
| 1993        | Pat Riley           | NYK        |
| 1994        | Lenny Wilkens       | ATL        |
| <b>1995</b> | <b>Del Harris</b>   | <b>LAL</b> |
| 1996        | Phil Jackson        | CHI        |
| 1997        | Pat Riley           | MIA        |
| 1998        | Larry Bird          | IND        |
| 1999        | Mike Dunleavy       | PHX        |
| 2000        | Doc Rivers          | ORL        |
| 2001        | Larry Brown         | PHI        |
| 2002        | Rick Carlisle       | DET        |
| 2003        | Gregg Popovich      | SAS        |
| 2004        | Hubie Brown         | MEM        |
| 2005        | Mike D'Antoni       | PHX        |
| 2006        | Avery Johnson       | DAL        |
| 2007        | Sam Mitchell        | TOR        |
| 2008        | Byron Scott         | NOH        |
| 2009        | Mike Brown          | CLE        |
| 2010        | Scott Brooks        | OKC        |
| 2011        | Tom Thibodeau       | CHI        |
| 2012        | Gregg Popovich      | SAS        |
| 2013        | George Karl         | DEN        |
| 2014        | Gregg Popovich      | SAS        |
| 2015        | Mike Budenholzer    | ATL        |
| 2016        | Steve Kerr          | GSW        |

## EXECUTIVE OF THE YEAR

|             |                   |            |
|-------------|-------------------|------------|
| 1973        | Joe Axelson       | KCO        |
| 1974        | Eddie Donovan     | BUF        |
| 1975        | Dick Vertlieb     | GSW        |
| 1976        | Jerry Colangelo   | PHX        |
| 1977        | Ray Patterson     | HOU        |
| 1978        | Angelo Drossos    | SAS        |
| 1979        | Bob Ferry         | BOS        |
| 1980        | Red Auerbach      | BOS        |
| 1981        | Jerry Colangelo   | PHX        |
| 1982        | Bob Ferry         | WAS        |
| 1983        | Zollie Volchok    | SEA        |
| 1984        | Frank Layden      | UTA        |
| 1985        | Vince Boryla      | DEN        |
| 1986        | Stan Kasten       | ATL        |
| 1987        | Stan Kasten       | ATL        |
| 1988        | Jerry Krause      | CHI        |
| 1989        | Jerry Colangelo   | PHX        |
| 1990        | Bob Bass          | SAS        |
| 1991        | Bucky Buckwalter  | POR        |
| 1992        | Wayne Embry       | CLE        |
| 1993        | Jerry Colangelo   | PHX        |
| 1994        | Bob Whitsitt      | SEA        |
| <b>1995</b> | <b>Jerry West</b> | <b>LAL</b> |
| 1996        | Jerry Krause      | CHI        |
| 1997        | Bob Bass          | CHA        |
| 1998        | Wayne Embry       | CLE        |
| 1999        | Geoff Petrie      | SAC        |
| 2000        | John Gabriel      | ORL        |
| 2001        | Geoff Petrie      | SAC        |
| 2002        | Rod Thorn         | NUN        |
| 2003        | Joe Dumars        | DET        |
| 2004        | Jerry West        | MEM        |
| 2005        | Bryan Colangelo   | PHX        |
| 2006        | Elgin Baylor      | LAC        |
| 2007        | Bryan Colangelo   | TOR        |
| 2008        | Danny Ainge       | BOS        |
| 2009        | Mark Warkentien   | DEN        |
| 2010        | John Hammond      | MIL        |
| 2011        | Gar Forman        | CHI        |
|             | Pat Riley         | MIA        |
| 2012        | Larry Bird        | IND        |
| 2013        | Masai Ujiri       | DEN        |
| 2014        | R. C. Buford      | SAS        |
| 2015        | Bob Myers         | GSW        |
| 2016        | R. C. Buford      | SAS        |





# NBA ALL-TIME SINGLE-GAME BESTS

## POINTS

|                     |                 |                |           |
|---------------------|-----------------|----------------|-----------|
| Wilt Chamberlain    | 3/2/62          | vs. NYK        | 100       |
| <b>Kobe Bryant</b>  | <b>1/22/06</b>  | <b>vs. TOR</b> | <b>81</b> |
| Wilt Chamberlain    | 12/8/61         | vs. LAL        | 78***     |
| Wilt Chamberlain    | 11/13/62        | vs. CHI        | 73        |
| Wilt Chamberlain    | 11/62/62        | at NYK         | 73        |
| David Thompson      | 4/9/78          | at DET         | 73        |
| Wilt Chamberlain    | 11/3/62         | at LAL         | 72        |
| <b>Elgin Baylor</b> | <b>11/15/60</b> | <b>at NYK</b>  | <b>71</b> |
| David Robinson      | 4/24/94         | at LAC         | 71        |
| Wilt Chamberlain    | 3/10/63         | at SYR         | 70        |

## REBOUNDS

|                  |          |         |       |
|------------------|----------|---------|-------|
| Wilt Chamberlain | 11/24/60 | vs. BOS | 55    |
| Bill Russell     | 2/5/60   | vs. SYR | 51    |
| Bill Russell     | 11/16/57 | vs. PHI | 49    |
| Bill Russell     | 3/11/65  | vs. DET | 49    |
| Wilt Chamberlain | 2/6/60   | vs. SYR | 45    |
| Wilt Chamberlain | 1/21/61  | vs. LAL | 45    |
| Wilt Chamberlain | 11/10/59 | vs. NYK | 43    |
| Wilt Chamberlain | 12/8/61  | vs. LAL | 43*** |
| Bill Russell     | 1/20/63  | vs. LAL | 43    |
| Wilt Chamberlain | 3/6/65   | vs. BOS | 43    |

## FIELD GOALS MADE

|                         |                 |                |              |
|-------------------------|-----------------|----------------|--------------|
| Wilt Chamberlain        | 3/2/62          | vs. NYK        | 36-63        |
| Wilt Chamberlain        | 12/8/61         | vs. LAL        | 31-62***     |
| Wilt Chamberlain        | 12/16/67        | at CHI         | 30-40        |
| Rick Barry              | 3/26/74         | vs. POR        | 30-45        |
| Wilt Chamberlain        | 1/13/62         | vs. CHI        | 29-48        |
| Wilt Chamberlain        | 11/3/62         | at LAL         | 29-48        |
| Wilt Chamberlain        | 11/16/62        | at NYK         | 29-43        |
| <b>Wilt Chamberlain</b> | <b>2/9/69</b>   | <b>vs. PHX</b> | <b>29-35</b> |
| <b>Elgin Baylor</b>     | <b>11/15/60</b> | <b>at NYK</b>  | <b>28-48</b> |
| Wilt Chamberlain        | 12/9/61         | vs. CHI        | 28-48        |
| Wilt Chamberlain        | 1/11/63         | vs. LAL        | 28-47        |
| Wilt Chamberlain        | 2/7/66          | vs. LAL        | 28-43        |
| David Thompson          | 4/9/78          | at DET         | 28-38        |
| <b>Kobe Bryant</b>      | <b>1/22/06</b>  | <b>vs. TOR</b> | <b>28-46</b> |

## STEALS

|                   |                |                |           |
|-------------------|----------------|----------------|-----------|
| Larry Kenon       | 12/26/76       | at KCK         | 11        |
| Kendall Gill      | 4/3/99         | vs. MIA        | 11        |
| <b>Jerry West</b> | <b>12/7/73</b> | <b>vs. SEA</b> | <b>10</b> |
| Larry Steele      | 11/16/74       | vs. LAL        | 10        |
| Fred Brown        | 12/3/76        | at PHI         | 10        |
| Gus Williams      | 2/22/78        | at NJN         | 10        |
| Eddie Jordan      | 3/23/79        | at PHI         | 10        |
| Johnny Moore      | 3/6/85         | vs. IND        | 10        |
| Fat Lever         | 3/9/85         | vs. IND        | 10        |
| Clyde Drexler     | 1/10/86        | at MIL         | 10        |
| Alvin Robertson   | 2/18/86        | vs. PHX        | 10        |
| Alvin Robertson   | 11/22/86       | at LAC         | 10        |
| Ron Harper        | 3/10/87        | vs. PHI        | 10        |
| Michael Jordan    | 1/29/88        | vs. NJN        | 10        |
| Alvin Robertson   | 1/11/89        | vs. HOU        | 10*       |
| Alvin Robertson   | 11/19/90       | vs. UTA        | 10        |
| Kevin Johnson     | 12/9/93        | vs. WAS        | 10        |
| Clyde Drexler     | 11/1/96        | vs. SAC        | 10        |
| Mookie Blaylock   | 4/14/98        | vs. PHI        | 10        |
| Michael Finley    | 1/23/01        | vs. PHI        | 10        |
| Brandon Roy       | 1/24/09        | vs. WAS        | 10        |

## FREE THROWS MADE

|                      |                |               |              |
|----------------------|----------------|---------------|--------------|
| Wilt Chamberlain     | 3/2/62         | vs. NYK       | 28-32        |
| Adrian Dantley       | 1/4/84         | vs. HOU       | 28-29        |
| Adrian Dantley       | 11/25/83       | vs. DEN       | 27-31        |
| Adrian Dantley       | 10/31/80       | vs. DAL       | 26-29        |
| Michael Jordan       | 2/26/87        | vs. NJN       | 26-27        |
| <b>Dwight Howard</b> | <b>3/12/13</b> | <b>at ORL</b> | <b>25-39</b> |
| Frank Selvy          | 12/2/54        | vs. MIN       | 24-26        |
| Willie Burton        | 12/13/94       | vs. MIA       | 24-28        |
| Allen Iverson        | 2/12/05        | vs. ORL       | 24-27        |
| LeBron James         | 3/12/06        | vs. MIA       | 24-28        |
| Kevin Durant         | 1/23/09        | at LAC        | 24-26        |
| DeMar DeRozan        | 3/4/16         | vs. POR       | 24-25        |

## BLOCKED SHOTS

|                     |                 |                |           |
|---------------------|-----------------|----------------|-----------|
| <b>Elmore Smith</b> | <b>10/28/73</b> | <b>vs. POR</b> | <b>17</b> |
| Manute Bol          | 1/25/86         | vs. ATL        | 15        |
| Manute Bol          | 2/26/87         | vs. IND        | 15        |
| Shaquille O'Neal    | 11/20/93        | at NJN         | 15        |
| <b>Elmore Smith</b> | <b>10/26/73</b> | <b>vs. DET</b> | <b>14</b> |
| <b>Elmore Smith</b> | <b>11/4/73</b>  | <b>vs. HOU</b> | <b>14</b> |
| Mark Eaton          | 1/18/85         | vs. POR        | 14        |
| Mark Eaton          | 2/18/89         | vs. SAS        | 14        |
| George Johnson      | 2/24/81         | vs. GSW        | 13        |
| Mark Eaton          | 2/18/83         | vs. POR        | 13        |
| Darryl Dawkins      | 11/5/83         | vs. PHI        | 13        |
| Ralph Sampson       | 12/9/83         | at CHI         | 13*       |
| Manute Bol          | 2/2/90          | vs. NJN        | 13        |
| Shawn Bradley       | 4/7/98          | vs. POR        | 13        |

## ASSISTS

|                  |          |         |      |
|------------------|----------|---------|------|
| Scott Skiles     | 12/30/90 | vs. DEN | 30   |
| Kevin Porter     | 2/24/78  | vs. HOU | 29   |
| Bob Cousy        | 2/27/59  | vs. LAL | 28   |
| Guy Rodgers      | 3/14/63  | vs. STL | 28   |
| John Stockton    | 1/15/91  | vs. SAS | 28   |
| Geoff Huston     | 1/27/82  | vs. GSW | 27   |
| John Stockton    | 12/19/89 | at NYK  | 27   |
| John Stockton    | 4/14/88  | vs. POR | 26   |
| Ernie DiGregorio | 1/1/74   | at POR  | 25   |
| Kevin Porter     | 3/9/79   | vs. BOS | 25   |
| Kevin Porter     | 4/1/79   | at PHX  | 25   |
| Isiah Thomas     | 2/13/85  | vs. DAL | 25   |
| Nate McMillan    | 2/23/87  | vs. LAC | 25   |
| Kevin Johnson    | 4/6/94   | vs. SAS | 25   |
| Jason Kidd       | 2/8/96   | vs. UTA | 25** |





# YEAR IN REVIEW

- 90 Season Overall Statistics
- 90 Lakers Transactions
- 91 Home / Road Statistics
- 92 2015-16 Key Dates
- 93 Breakdown
- 94 Game-by-Game
- 95 Miscellaneous Statistics
- 96 Highs/Lows



# 2015-16 SEASON OVERALL STATISTICS & TRANSACTIONS

## 2015-16 LOS ANGELES LAKERS REGULAR SEASON STATISTICS (17-65)

| PLAYER      | - FIELD GOALS - |    |       |      |      | - 3-POINT FG - |     |      | - FREE THROWS - |      |      | - REBOUNDS - |     |      |      |      |      |    |     |      |     |      |       |
|-------------|-----------------|----|-------|------|------|----------------|-----|------|-----------------|------|------|--------------|-----|------|------|------|------|----|-----|------|-----|------|-------|
|             | G               | GS | MIN   | FG   | FGA  | PCT            | FG  | FGA  | PCT             | FT   | FTA  | PCT          | OFF | DEF  | TOT  | AST  | PF   | DQ | STL | TO   | BLK | PTS  | AVG   |
| Bryant      | 66              | 66 | 1863  | 398  | 1113 | .358           | 133 | 467  | .285            | 232  | 281  | .826         | 41  | 206  | 247  | 184  | 115  | 0  | 62  | 129  | 13  | 1161 | 17.6  |
| Clarkson    | 79              | 79 | 2552  | 475  | 1098 | .433           | 111 | 320  | .347            | 164  | 204  | .804         | 93  | 220  | 313  | 192  | 168  | 1  | 88  | 135  | 7   | 1225 | 15.5  |
| Williams    | 67              | 35 | 1907  | 263  | 693  | .408           | 110 | 320  | .344            | 352  | 424  | .830         | 31  | 138  | 169  | 167  | 107  | 1  | 62  | 107  | 19  | 1028 | 15.3  |
| Russell     | 80              | 48 | 2259  | 392  | 956  | .410           | 130 | 370  | .351            | 140  | 190  | .737         | 47  | 227  | 274  | 266  | 142  | 0  | 93  | 196  | 13  | 1054 | 13.2  |
| Randle      | 81              | 60 | 2286  | 358  | 835  | .429           | 10  | 36   | .278            | 193  | 270  | .715         | 172 | 657  | 829  | 144  | 242  | 2  | 53  | 149  | 29  | 919  | 11.3  |
| Young       | 54              | 2  | 1033  | 126  | 372  | .339           | 77  | 237  | .325            | 63   | 76   | .829         | 14  | 83   | 97   | 34   | 50   | 0  | 23  | 30   | 7   | 392  | 7.3   |
| Bass        | 66              | 0  | 1342  | 174  | 317  | .549           | 0   | 2    | .000            | 125  | 148  | .845         | 104 | 181  | 285  | 74   | 125  | 1  | 33  | 42   | 55  | 473  | 7.2   |
| Hibbert     | 81              | 81 | 1878  | 182  | 411  | .443           | 0   | 2    | .000            | 117  | 145  | .807         | 132 | 266  | 398  | 95   | 252  | 3  | 32  | 76   | 110 | 481  | 5.9   |
| Nance       | 63              | 22 | 1266  | 158  | 300  | .527           | 1   | 10   | .100            | 32   | 47   | .681         | 101 | 211  | 312  | 44   | 124  | 0  | 54  | 41   | 23  | 349  | 5.5   |
| World Peace | 35              | 5  | 890   | 55   | 177  | .311           | 26  | 84   | .310            | 40   | 57   | .702         | 19  | 70   | 89   | 27   | 67   | 1  | 22  | 15   | 11  | 176  | 5.0   |
| Huertias    | 53              | 0  | 869   | 97   | 230  | .422           | 16  | 61   | .262            | 27   | 29   | .931         | 18  | 72   | 90   | 182  | 76   | 0  | 26  | 80   | 7   | 237  | 4.5   |
| Kelly       | 36              | 0  | 470   | 55   | 149  | .369           | 5   | 37   | .135            | 37   | 54   | .685         | 21  | 100  | 121  | 20   | 39   | 0  | 13  | 18   | 10  | 152  | 4.2   |
| A. Brown    | 29              | 11 | 559   | 39   | 126  | .310           | 20  | 70   | .286            | 17   | 20   | .850         | 9   | 61   | 70   | 19   | 34   | 0  | 14  | 15   | 5   | 115  | 4.0   |
| Sacre       | 25              | 1  | 320   | 31   | 75   | .413           | 0   | 0    | ---             | 25   | 38   | .658         | 32  | 40   | 72   | 14   | 43   | 1  | 4   | 12   | 10  | 87   | 3.5   |
| Black       | 39              | 0  | 496   | 57   | 104  | .548           | 0   | 0    | ---             | 19   | 45   | .422         | 44  | 113  | 157  | 16   | 78   | 0  | 14  | 22   | 18  | 133  | 3.4   |
| LAKERS      | 82              | -  | 19730 | 2880 | 6956 | .414           | 639 | 2016 | .317            | 1583 | 2028 | .781         | 878 | 2645 | 3523 | 1478 | 1662 | 10 | 593 | 1124 | 337 | 7982 | 97.3  |
| OPPONENTS   | 82              | -  | 19730 | 3323 | 7023 | .473           | 700 | 2016 | .347            | 1420 | 1942 | .731         | 897 | 2915 | 3812 | 2022 | 1573 | 5  | 617 | 1037 | 458 | 8766 | 106.9 |

| PLAYER      | - SINGLE-GAME HIGHS - |     |     |     |    | - AVERAGE PER GAME - |     |       |      |      | - CAREER HIGHS (C=SET, T=THIS SEASON) - |      |      |       |     |     |     |     |     |     |     |
|-------------|-----------------------|-----|-----|-----|----|----------------------|-----|-------|------|------|---|------|------|-------|-----|-----|-----|-----|-----|-----|-----|
|             | MIN                   | REB | AST | STL | TO | BLK                  | PTS | MIN   | REB  | AST  | STL                                     | TO   | BLK  | PTS   | FG  | FGA | FT  | FTA | REB | AST | PTS |
| Bryant      | 42                    | 12  | 9   | 3   | 6  | 2                    | 60  | 28.2  | 3.7  | 2.8  | 0.94                                    | 2.0  | 0.20 | 17.6  | 28  | 50C | 23  | 27  | 16  | 17  | 81  |
| Clarkson    | 41                    | 10  | 7   | 4   | 5  | 2                    | 30  | 32.3  | 4.0  | 2.4  | 1.11                                    | 1.7  | 0.09 | 15.5  | 12T | 21T | 8   | 10  | 10C | 11  | 30T |
| Williams    | 38                    | 8   | 8   | 7   | 6  | 3                    | 44  | 28.5  | 2.5  | 2.5  | 0.93                                    | 1.6  | 0.28 | 15.3  | 12T | 25C | 16C | 19C | 10  | 12  | 44C |
| Russell     | 38                    | 10  | 8   | 4   | 7  | 2                    | 39  | 28.2  | 3.4  | 3.3  | 1.16                                    | 2.5  | 0.16 | 13.2  | 14C | 23C | 11C | 13C | 10C | 8C  | 39C |
| Randle      | 39                    | 20  | 10  | 4   | 6  | 3                    | 23  | 28.2  | 10.2 | 1.8  | 0.65                                    | 1.8  | 0.36 | 11.3  | 10C | 19C | 7C  | 11C | 20C | 10C | 23C |
| Young       | 29                    | 6   | 3   | 4   | 3  | 2                    | 22  | 19.1  | 1.8  | 0.6  | 0.43                                    | 0.6  | 0.13 | 7.3   | 15  | 33  | 13  | 14  | 9   | 6   | 43  |
| Bass        | 36                    | 10  | 4   | 5   | 4  | 1                    | 18  | 20.3  | 4.3  | 1.1  | 0.50                                    | 0.6  | 0.83 | 7.2   | 11  | 19  | 10  | 12  | 17  | 5   | 27  |
| Hibbert     | 33                    | 11  | 4   | 3   | 3  | 5                    | 18  | 23.2  | 4.9  | 1.2  | 0.40                                    | 0.9  | 1.36 | 5.9   | 12  | 26  | 13  | 16  | 17  | 7   | 30  |
| Nance       | 37                    | 14  | 3   | 6   | 2  | 3                    | 17  | 20.1  | 5.0  | 0.7  | 0.86                                    | 0.7  | 0.37 | 5.5   | 8C  | 12C | 3C  | 4C  | 14C | 3C  | 17C |
| World Peace | 27                    | 7   | 3   | 2   | 2  | 2                    | 17  | 16.9  | 2.5  | 0.8  | 0.63                                    | 0.4  | 0.31 | 5.0   | 15  | 29  | 15  | 21  | 16  | 11  | 39  |
| Huertias    | 32                    | 6   | 10  | 2   | 6  | 2                    | 13  | 16.4  | 1.7  | 3.4  | 0.49                                    | 1.5  | 0.13 | 4.5   | 6C  | 11C | 3C  | 4C  | 6C  | 10C | 13C |
| Kelly       | 28                    | 9   | 3   | 3   | 2  | 3                    | 12  | 13.1  | 3.4  | 0.6  | 0.36                                    | 0.5  | 0.28 | 4.2   | 8   | 17  | 8   | 11  | 11  | 8   | 26  |
| A. Brown    | 35                    | 7   | 3   | 2   | 3  | 2                    | 10  | 20.6  | 2.4  | 0.7  | 0.48                                    | 0.5  | 0.17 | 4.0   | 4C  | 9C  | 2C  | 3C  | 7C  | 3C  | 10C |
| Sacre       | 27                    | 8   | 2   | 1   | 2  | 2                    | 11  | 12.8  | 2.9  | 0.6  | 0.16                                    | 0.5  | 0.40 | 3.5   | 6   | 12  | 5T  | 6T  | 11  | 4   | 15  |
| Black       | 24                    | 8   | 3   | 2   | 2  | 2                    | 11  | 12.7  | 4.0  | 0.4  | 0.36                                    | 0.6  | 0.46 | 3.4   | 8   | 12  | 6   | 11  | 19  | 3T  | 18  |
| LAKERS      | 265                   | 57  | 26  | 18  | 22 | 9                    | 122 | 240.6 | 43.0 | 18.0 | 7.23                                    | 13.7 | 4.11 | 97.3  | 69  | 138 | 52  | 69  | 107 | 51  | 162 |
| OPPONENTS   | 265                   | 61  | 36  | 17  | 23 | 13                   | 132 | 240.6 | 46.5 | 24.7 | 7.52                                    | 12.6 | 5.59 | 106.9 | 72  | 153 | 56  | 67  | 108 | 48  | 173 |

## TRANSACTIONS

- 6/25/15 Selected D'Angelo Russell with the 2nd pick, Larry Nance Jr. with the 27th pick, and Anthony Brown with the 34th pick in the 2015 NBA Draft.
- 7/9/15 Signed free agents Lou Williams and Brandon Bass. Acquired Roy Hibbert from the Indiana Pacers in exchange for a future second round pick.
- 8/13/15 Signed free agent Jonathan Holmes.
- 8/25/15 Signed free agent Michael Frazier II.
- 9/9/15 Signed free agent Marcelo Huertias.
- 9/14/15 Signed free agent Robert Upshaw.
- 9/24/15 Signed free agent Metta World Peace.
- 10/20/15 Waived Michael Frazier II and Robert Upshaw.
- 10/23/15 Waived Jonathan Holmes.
- 10/26/15 Waived Jabari Brown.

## D-LEAGUE TRANSACTIONS

- Assigned Anthony Brown (11/17, 11/18, 11/19, 11/21, 11/26, 12/13, 1/2).
- Recalled Anthony Brown (11/18, 11/19, 11/21, 11/22, 11/29, 12/13, 1/2).
- Assigned Tarik Black (12/13, 12/17, 12/18, 1/2, 1/8, 1/30).
- Recalled Tarik Black (12/13, 12/18, 12/23, 1/2, 1/11, 1/30).
- Assigned Ryan Kelly (12/13, 12/17, 12/18, 1/2, 1/8).
- Recalled Ryan Kelly (12/13, 12/18, 12/23, 1/2, 1/11).



# 2015-16 HOME & ROAD STATISTICS



## 2015-16 LAKERS REGULAR SEASON HOME STATISTICS (12-29)

| PLAYER      | - FIELD GOALS - |    |      |      |      | - 3-POINT FG - |     |     | - FREE THROWS - |     |      | - REBOUNDS - |     |      | AST  | PF  | DQ  | STL | TO  | BLK | PTS | AVG  |       |
|-------------|-----------------|----|------|------|------|----------------|-----|-----|-----------------|-----|------|--------------|-----|------|------|-----|-----|-----|-----|-----|-----|------|-------|
|             | G               | GS | MIN  | FG   | FGA  | PCT            | FG  | FGA | PCT             | FT  | FTA  | PCT          | OFF | DEF  |      |     |     |     |     |     |     |      | TOT   |
| Bryant      | 30              | 30 | 853  | 197  | 524  | .376           | 62  | 203 | .305            | 104 | 125  | .832         | 19  | 92   | 111  | 96  | 59  | 0   | 33  | 53  | 6   | 560  | 18.7  |
| Williams    | 32              | 17 | 895  | 135  | 336  | .402           | 51  | 167 | .305            | 192 | 228  | .842         | 11  | 68   | 79   | 79  | 44  | 1   | 27  | 48  | 12  | 513  | 16.0  |
| Clarkson    | 40              | 40 | 1309 | 237  | 564  | .420           | 56  | 171 | .327            | 91  | 114  | .798         | 45  | 112  | 157  | 103 | 79  | 0   | 49  | 62  | 4   | 621  | 15.5  |
| Russell     | 39              | 23 | 1073 | 180  | 451  | .399           | 58  | 175 | .331            | 76  | 103  | .738         | 19  | 117  | 136  | 127 | 65  | 0   | 41  | 98  | 5   | 494  | 12.7  |
| Randile     | 40              | 31 | 1149 | 192  | 436  | .440           | 4   | 17  | .235            | 95  | 127  | .748         | 85  | 357  | 442  | 74  | 119 | 2   | 30  | 66  | 16  | 483  | 12.1  |
| Bass        | 35              | 0  | 733  | 93   | 177  | .525           | 0   | 1   | .000            | 74  | 90   | .822         | 59  | 93   | 152  | 46  | 61  | 0   | 11  | 23  | 32  | 260  | 7.4   |
| Young       | 25              | 2  | 511  | 51   | 167  | .305           | 33  | 105 | .314            | 28  | 36   | .778         | 9   | 42   | 51   | 17  | 31  | 0   | 13  | 16  | 4   | 163  | 6.5   |
| Hibbert     | 41              | 41 | 924  | 101  | 211  | .479           | 0   | 0   | ---             | 57  | 73   | .781         | 64  | 129  | 193  | 49  | 127 | 2   | 15  | 31  | 53  | 259  | 6.3   |
| Nance       | 31              | 10 | 697  | 87   | 173  | .503           | 0   | 6   | .000            | 15  | 23   | .652         | 68  | 121  | 189  | 23  | 68  | 0   | 27  | 23  | 14  | 189  | 6.1   |
| A. Brown    | 15              | 9  | 389  | 26   | 83   | .313           | 10  | 45  | .222            | 9   | 12   | .750         | 5   | 40   | 45   | 13  | 18  | 0   | 8   | 7   | 4   | 71   | 4.7   |
| Huertas     | 31              | 0  | 486  | 57   | 135  | .422           | 6   | 33  | .182            | 12  | 13   | .923         | 11  | 42   | 53   | 110 | 42  | 0   | 11  | 48  | 6   | 132  | 4.3   |
| Sacre       | 9               | 0  | 130  | 16   | 29   | .552           | 0   | 0   | ---             | 4   | 6    | .667         | 13  | 17   | 30   | 7   | 10  | 0   | 1   | 6   | 5   | 36   | 4.0   |
| Kelly       | 21              | 0  | 264  | 28   | 83   | .337           | 2   | 22  | .091            | 18  | 27   | .667         | 11  | 60   | 71   | 10  | 26  | 0   | 5   | 7   | 4   | 76   | 3.6   |
| World Peace | 16              | 2  | 259  | 15   | 73   | .205           | 6   | 35  | .171            | 20  | 28   | .714         | 13  | 21   | 34   | 12  | 37  | 1   | 11  | 6   | 2   | 56   | 3.5   |
| Black       | 18              | 0  | 192  | 24   | 40   | .600           | 0   | 0   | ---             | 8   | 18   | .444         | 12  | 48   | 60   | 10  | 29  | 0   | 5   | 14  | 10  | 56   | 3.1   |
| TEAM        | 41              | -  | 9865 | 1439 | 3482 | .413           | 288 | 980 | .294            | 803 | 1023 | .785         | 444 | 1359 | 1803 | 776 | 815 | 6   | 287 | 540 | 177 | 3969 | 96.8  |
| OPPONENTS   | 41              | -  | 9865 | 1610 | 3487 | .462           | 311 | 970 | .321            | 692 | 938  | .738         | 432 | 1445 | 1877 | 991 | 818 | 5   | 300 | 625 | 245 | 4223 | 103.0 |

| PLAYER    | - SINGLE-GAME HIGHS - |     |     |     |    | - AVERAGE PER GAME - |     |       |      |      | - AVERAGE PER 48 MINUTES - |      |      |       |      |      |      |      |      |      |       |
|-----------|-----------------------|-----|-----|-----|----|----------------------|-----|-------|------|------|----------------------------|------|------|-------|------|------|------|------|------|------|-------|
|           | MIN                   | REB | AST | STL | TO | BLK                  | PTS | MIN   | REB  | AST  | STL                        | TO   | BLK  | PTS   | REB  | AST  | PF   | STL  | TO   | BLK  | PTS   |
| TEAM      | 265                   | 54  | 26  | 12  | 22 | 9                    | 119 | 240.6 | 44.0 | 18.9 | 7.00                       | 13.2 | 4.32 | 96.8  | 43.9 | 18.9 | 19.8 | 6.98 | 13.1 | 4.31 | 96.6  |
| OPPONENTS | 265                   | 61  | 36  | 17  | 20 | 13                   | 120 | 240.6 | 45.8 | 24.2 | 7.32                       | 12.8 | 5.98 | 103.0 | 45.7 | 24.1 | 19.9 | 7.30 | 12.8 | 5.96 | 102.7 |

## 2015-16 LAKERS REGULAR SEASON ROAD STATISTICS (5-36)

| PLAYER      | - FIELD GOALS - |    |      |      |      | - 3-POINT FG - |     |      | - FREE THROWS - |     |      | - REBOUNDS - |     |      | AST  | PF   | DQ  | STL | TO  | BLK | PTS | AVG  |       |
|-------------|-----------------|----|------|------|------|----------------|-----|------|-----------------|-----|------|--------------|-----|------|------|------|-----|-----|-----|-----|-----|------|-------|
|             | G               | GS | MIN  | FG   | FGA  | PCT            | FG  | FGA  | PCT             | FT  | FTA  | PCT          | OFF | DEF  |      |      |     |     |     |     |     |      | TOT   |
| Bryant      | 36              | 36 | 1010 | 201  | 589  | .341           | 71  | 264  | .269            | 128 | 156  | .821         | 22  | 114  | 136  | 88   | 56  | 0   | 29  | 76  | 7   | 601  | 16.7  |
| Clarkson    | 39              | 39 | 1243 | 238  | 534  | .446           | 55  | 149  | .369            | 73  | 90   | .811         | 48  | 108  | 156  | 89   | 89  | 1   | 39  | 73  | 3   | 604  | 15.5  |
| Williams    | 35              | 18 | 1011 | 148  | 357  | .415           | 59  | 153  | .386            | 160 | 196  | .816         | 20  | 70   | 90   | 88   | 63  | 0   | 35  | 59  | 7   | 515  | 14.7  |
| Russell     | 41              | 25 | 1187 | 212  | 505  | .420           | 72  | 195  | .369            | 64  | 87   | .736         | 28  | 110  | 138  | 139  | 77  | 0   | 52  | 98  | 8   | 560  | 13.7  |
| Randile     | 41              | 29 | 1137 | 166  | 399  | .416           | 6   | 19   | .316            | 98  | 143  | .685         | 87  | 300  | 387  | 70   | 123 | 0   | 23  | 83  | 13  | 436  | 10.6  |
| Young       | 29              | 0  | 522  | 75   | 205  | .366           | 44  | 132  | .333            | 35  | 40   | .875         | 5   | 41   | 46   | 17   | 19  | 0   | 10  | 14  | 3   | 229  | 7.9   |
| Bass        | 31              | 0  | 609  | 81   | 140  | .579           | 0   | 1    | .000            | 51  | 58   | .879         | 45  | 88   | 133  | 28   | 64  | 1   | 22  | 19  | 23  | 213  | 6.9   |
| World Peace | 19              | 3  | 331  | 40   | 104  | .385           | 20  | 49   | .408            | 20  | 29   | .690         | 6   | 49   | 55   | 15   | 30  | 0   | 11  | 9   | 9   | 120  | 6.3   |
| Hibbert     | 40              | 40 | 954  | 81   | 200  | .405           | 0   | 2    | .000            | 60  | 72   | .833         | 68  | 137  | 205  | 46   | 125 | 1   | 17  | 45  | 57  | 222  | 5.6   |
| Kelly       | 15              | 0  | 206  | 27   | 66   | .409           | 3   | 15   | .200            | 19  | 27   | .704         | 10  | 40   | 50   | 10   | 13  | 0   | 8   | 11  | 6   | 76   | 5.1   |
| Nance       | 32              | 12 | 569  | 71   | 127  | .559           | 1   | 4    | .250            | 17  | 24   | .708         | 33  | 90   | 123  | 21   | 56  | 0   | 27  | 18  | 9   | 160  | 5.0   |
| Huertas     | 22              | 0  | 382  | 40   | 95   | .421           | 10  | 28   | .357            | 15  | 16   | .938         | 7   | 30   | 37   | 72   | 34  | 0   | 15  | 32  | 1   | 105  | 4.8   |
| Black       | 21              | 0  | 304  | 33   | 64   | .516           | 0   | 0    | ---             | 11  | 27   | .407         | 32  | 65   | 97   | 6    | 49  | 0   | 9   | 8   | 8   | 77   | 3.7   |
| Sacre       | 16              | 1  | 190  | 15   | 46   | .326           | 0   | 0    | ---             | 21  | 32   | .656         | 19  | 23   | 42   | 7    | 33  | 1   | 3   | 6   | 5   | 51   | 3.2   |
| A. Brown    | 14              | 2  | 210  | 13   | 43   | .302           | 10  | 25   | .400            | 8   | 8    | 1.000        | 4   | 21   | 25   | 6    | 16  | 0   | 6   | 8   | 1   | 44   | 3.1   |
| TEAM        | 41              | -  | 9865 | 1441 | 3474 | .415           | 351 | 1036 | .339            | 780 | 1005 | .776         | 434 | 1286 | 1720 | 702  | 847 | 4   | 306 | 584 | 160 | 4013 | 97.9  |
| OPPONENTS   | 41              | -  | 9865 | 1713 | 3536 | .484           | 389 | 1046 | .372            | 728 | 1004 | .725         | 465 | 1470 | 1935 | 1031 | 755 | 0   | 317 | 512 | 213 | 4543 | 110.8 |

| PLAYER    | - SINGLE-GAME HIGHS - |     |     |     |    | - AVERAGE PER GAME - |     |       |      |      | - AVERAGE PER 48 MINUTES - |      |      |       |      |      |      |      |      |      |       |
|-----------|-----------------------|-----|-----|-----|----|----------------------|-----|-------|------|------|----------------------------|------|------|-------|------|------|------|------|------|------|-------|
|           | MIN                   | REB | AST | STL | TO | BLK                  | PTS | MIN   | REB  | AST  | STL                        | TO   | BLK  | PTS   | REB  | AST  | PF   | STL  | TO   | BLK  | PTS   |
| TEAM      | 265                   | 57  | 25  | 18  | 22 | 9                    | 122 | 240.6 | 42.0 | 17.1 | 7.46                       | 14.2 | 3.90 | 97.9  | 41.8 | 17.1 | 20.6 | 7.44 | 14.2 | 3.89 | 97.6  |
| OPPONENTS | 265                   | 61  | 32  | 16  | 23 | 11                   | 132 | 240.6 | 47.2 | 25.1 | 7.73                       | 12.5 | 5.20 | 110.8 | 47.1 | 25.1 | 18.4 | 7.71 | 12.5 | 5.18 | 110.5 |







## LAKERS 2015-16 KEY DATES

### 2015-16 LOS ANGELES LAKERS KEY DATES

**October 30 at Sacramento:** Kobe Bryant passed former teammate Shaquille O'Neal for 5th place on the NBA's all-time list for made field goals (11,331) with his second made basket of the game.

**November 1 vs. Dallas:** Julius Randle had 22 points, 15 rebounds, four assists, and four steals to lead the Lakers in all categories in just his fourth career game.

**November 29 vs. Indiana:** Hours before the game, Kobe Bryant announced in a self-penned letter/poem that after 20 seasons with the Lakers, he planned to retire at the conclusion of the season.

**December 1 at Philadelphia:** In Kobe Bryant's final game in his hometown after announcing his intentions to retire after the season two days earlier, Bryant received a standing ovation and opened the game with 13 first quarter points, including hitting three three-pointers.

**December 25 vs. L.A. Clippers:** In their 42nd Christmas Day game in franchise history, the Lakers fell for the 21st time on the holiday, evening their all-time record at 21-21. Kobe Bryant played in his record 16th Christmas game.

**December 28 at Charlotte:** The largest crowd in Time Warner Cable Arena History (19,632 fans in attendance) watched Kobe Bryant play his final game against the Hornets in Charlotte, the organization that drafted him in 1996.

**December 30 at Boston:** What normally would entail predominately 'boos' and 'jeers' turned into a mixture of 'boos' and 'cheers' with Kobe Bryant playing in Boston for the final time of his career. Bryant rose to the occasion, posting a 15-point, 11-rebound double-double that included a clutch three-pointer with 1:40 remaining, ultimately helping seize a victory. He was even praised with 'Ko-be Bryant' chants in the TD Garden late as he posted his first double-double of the season and 175th of his career. Lakers youngsters Jordan Clarkson (24 points), Julius Randle (15 points, 12 rebounds) and D'Angelo Russell (16 points, six rebounds) all helped guide L.A. as well.

**January 3 vs. Phoenix:** L.A. used their best defensive effort of the season to win their third straight game, the first three-game winning streak since February 22-27 of the previous season. The Lakers held the Suns to the fewest first quarter (10), second quarter (12), first half (22), points through three quarters (51), and total points (77) of the season. Additionally, the 22 first half points allowed to Phoenix were just three shy of the NBA record-low for points in a first half in the shot clock era. The Lakers led by as many as 38 points, the largest lead of the season.

**January 8 vs. Oklahoma City:** Lou Williams erupted for a career-high 44 points, going 12-25 from the field (tying a career-high for FGM) as well as a perfect 15-15 from the free throw line, and scoring 23 of his 30 second half points in the fourth quarter. He became the first Laker to score 40+ points in a game since Kobe Bryant scored 44 points 11/16/14 at GSW and one of two Lakers since November 2014 to have multiple games of making 15+ free throws without missing at attempt. The Lakers as a team also set a season-high for free throw percentage, making 96% (24-25 FT) of their attempts.

**January 17 vs. Houston:** Kobe Bryant claimed a little more history in the final stretch of his playing career, passing Jerry West for 2nd place on the Lakers career assist list and 28th on the all-time NBA list on a pass to Lou Williams in the first quarter.

**February 21 at Chicago:** Introduced to the United Center crowd for a final time by former teammate Pau Gasol, Kobe Bryant began and ended the game to a standing ovation from the 23,143 in attendance.

**March 1 vs. Brooklyn:** D'Angelo Russell had a historic rookie performance, setting career-highs with 39 points, 14 made field goals, and eight three-pointers, becoming just the third Laker in franchise history and first since Elgin Baylor on 3/11/59 to score at least 39 points in a game.

**March 6 vs. Golden State:** The Lakers staged one of the biggest regular season upsets in NBA history, overcoming the largest winning percentage disparity between the winning and losing teams 55 or more games into a season, as the Lakers dropped the Warriors to 55-6 on the season with the loss.

**March 25 vs. Denver:** Julius Randle notched the first triple-double of his NBA career with 13 points, 18 rebounds and a career-high 10 assists.

**March 30 vs. Miami:** The Lakers prevailed in their second overtime game of the year, beating the Heat on a Julius Randle 8' jumper with :01.9 seconds remaining.

**April 3 vs. Boston:** In his final game against the Boston Celtics, Kobe Bryant turned in a vintage performance, leading all scorers with 34 points, his fourth 30+ point effort of the season. Another Laker great, head athletic trainer Gary Vitti, who announced his retirement following the season after 32 years and over 3,000 preseason, regular season, and postseason games with the franchise, was honored at midcourt after the first quarter and received a standing ovation from the sellout crowd of 18,977 in attendance.

**April 13 vs. Utah:** After 20 seasons and 1,566 combined regular season and playoff games, Kobe Bryant concluded his Hall-of-Fame career in fitting fashion: scoring 60 points on 50 shots and willing the Lakers to victory. His final moments as a professional basketball player saw Bryant score 15 of the team's final 17 points in the closing 3:05, and set the mark for most points scored by a player in the NBA this season (and most overall since LeBron James hit for 61 on 3/3/14 vs. CHA). The 60 points marked the fifth-most in his career, and set the record for most points scored by a player 37-years-old or older, surpassing Michael Jordan's 51 points in 2001 and Kareem Abdul-Jabbar's 46 in 1986. The scoring total was the most by a player in their final game, far outpacing Jordan Crawford's 41 points on the final day of the 2014 season, and Bryant likely became the first Hall-of-Famer to score more than 30 points in their finale. The night began with Magic Johnson addressing Kobe and Athletic Trainer Gary Vitti (also retiring after 32 years with the team – the longest tenure in Lakers history) to the sellout crowd, and ended with Bryant speaking to the 18,977 in attendance alone on the midcourt logo as current and former teammates and coaches gathered around him. As a team, the Lakers closed the game on a 15-0 run, their longest run of the season, and scored a season-high 60 points in the paint on 30-49 shooting.







**RECORDS**

|           | RECORD | HOME  | ROAD | OT  |
|-----------|--------|-------|------|-----|
| OVERALL   | 17-65  | 12-29 | 5-36 | 1-1 |
| Atlantic  | 4-6    | 2-3   | 2-3  |     |
| Central   | 2-8    | 2-3   | 0-5  |     |
| Southeast | 3-7    | 2-3   | 1-4  | 1-0 |
| EASTERN   | 9-21   | 6-9   | 3-12 | 1-0 |
| Southwest | 3-15   | 2-7   | 1-8  |     |
| Northwest | 3-15   | 2-7   | 1-8  | 0-1 |
| Pacific   | 2-14   | 2-6   | 0-8  |     |
| WESTERN   | 8-44   | 6-20  | 2-24 | 0-1 |

**HOME ATTENDANCE**

|          | TOTAL   | AVERAGE | HIGH   |
|----------|---------|---------|--------|
| Overall  | 778,877 | 18,997  | 18,997 |
| Games    | 41      |         |        |
| Sellouts | 41      |         |        |

**RECORD VS. .500 TEAMS**

| + .500 TEAMS | -.500 TEAMS |
|--------------|-------------|
| 5-37         | 12-27       |

**AT START OF:**

|             | OVERALL | HOME | ROAD |
|-------------|---------|------|------|
| 2nd Quarter |         |      |      |
| Ahead:      | 7-10    | 6-5  | 1-5  |
| Behind:     | 8-54    | 4-24 | 4-30 |
| Tied:       | 2-1     | 2-0  | 0-1  |
| 3rd Quarter |         |      |      |
| Ahead:      | 11-6    | 7-3  | 4-3  |
| Behind:     | 6-57    | 5-26 | 1-31 |
| Tied:       | 0-2     | 0-0  | 0-2  |
| 4th Quarter |         |      |      |
| Ahead:      | 13-3    | 8-2  | 5-1  |
| Behind:     | 2-61    | 2-27 | 0-34 |
| Tied:       | 2-1     | 2-0  | 0-1  |

**RECORD WHEN SCORING +/- 100**

|         | + 100 | - 100 |
|---------|-------|-------|
| Offense | 12-22 | 5-43  |
| Defense | 7-56  | 10-9  |

**POINT DIFFERENTIALS**

|         | 1  | 2  | 3  | 4  | 5  | 6  | 7  | 8  | 9  | 10 | 11  |
|---------|----|----|----|----|----|----|----|----|----|----|-----|
| Won by  | -  | 1  | 1  | 4  | 1  | 2  | 1  | 1  | 2  | -  | -   |
| Lost by | 2  | 3  | 2  | 4  | 1  | 1  | 2  | 3  | 3  | 5  | 4   |
|         |    |    |    |    |    |    |    |    |    |    |     |
| Won by  | 12 | 13 | 14 | 15 | 16 | 17 | 18 | 19 | 20 | 21 | 22  |
| Lost by | 6  | 4  | 1  | -  | 1  | 2  | 3  | 3  | 3  | 1  | 2   |
|         |    |    |    |    |    |    |    |    |    |    |     |
| Won by  | 23 | 24 | 25 | 26 | 27 | 28 | 29 | 30 | 31 | 32 | 33  |
| Lost by | 1  | -  | -  | -  | 1  | -  | -  | -  | -  | -  | 1   |
|         |    |    |    |    |    |    |    |    |    |    |     |
| Won by  | 34 | 35 | 36 | 37 | 38 | 39 | 40 | 41 | 42 | 43 | 44+ |
| Lost by | 1  | 1  | -  | -  | -  | -  | 1  | -  | -  | -  | 1   |

**BY FIELD GOAL PERCENTAGE**

|        | OVERALL | HOME | ROAD |
|--------|---------|------|------|
| -44%   | 6-51    | 4-23 | 2-28 |
| 45-49% | 9-11    | 6-5  | 3-6  |
| 50-54% | 2-3     | 2-1  | 0-2  |
| 55-59% | 0-0     | 0-0  | 0-0  |
| +60%   | 0-0     | 0-0  | 0-0  |

**RECORDS BY MONTH**

| Month         | W-L          | PCI         |
|---------------|--------------|-------------|
| October       | 0-2          | .000        |
| November      | 2-12         | .143        |
| December      | 4-13         | .235        |
| January       | 3-14         | .176        |
| February      | 2-8          | .200        |
| March         | 5-10         | .333        |
| April         | 1-6          | .143        |
| <b>TOTALS</b> | <b>17-65</b> | <b>.207</b> |

**STREAKS**

|           | OVERALL | HOME | ROAD |
|-----------|---------|------|------|
| Long Win  | 3       | 2    | 1    |
| Long Loss | 10      | 6    | 13   |





# GAME-BY-GAME

## 2015-16 LAKERS GAME-BY-GAME

| Date   | Opponent       | W-L | Score    | Home  | Road | Record | High Scoring       | High Rebounds         | High Assists        | Opponent Scoring           | Atten. |
|--------|----------------|-----|----------|-------|------|--------|--------------------|-----------------------|---------------------|----------------------------|--------|
| Oct 28 | MINNESOTA      | L   | 111-112  | 0-1   | 0-0  | 0-1    | Bryant-24          | Randle-11             | Hibbert-4           | Rubio-28                   | 18,997 |
| Oct 30 | @Sacramento    | L   | 114-132  | 0-1   | 0-1  | 0-2    | Clarkson-22        | Kelly-6               | Williams-5          | Cousins/Rondo-21           | 17,391 |
| Nov 1  | DALLAS         | L   | 93-103   | 0-2   | 0-1  | 0-3    | Randle-22          | Randle-15             | Randle-4            | Nowitzki-25                | 18,997 |
| Nov 3  | DENVER         | L   | 109-120  | 0-3   | 0-1  | 0-4    | Clarkson-30        | Black-8               | Russell-6           | Fareed-28                  | 18,997 |
| Nov 6  | @Brooklyn      | W   | 104-98   | 0-3   | 1-1  | 1-4    | Bryant-18          | Hibbert/Randle-7      | 4 players-3         | Lopez-23                   | 17,732 |
| Nov 8  | @New York      | L   | 95-99    | 0-3   | 1-2  | 1-5    | Bryant/Hibbert-18  | Randle-11             | Williams-5          | Anthony-24                 | 19,812 |
| Nov 10 | @Miami         | L   | 88-101   | 0-3   | 1-3  | 1-6    | Young-17           | Black/Randle-7        | 3 players-4         | Bosh-30                    | 19,825 |
| Nov 11 | @Orlando       | L   | 99-101   | 0-3   | 1-4  | 1-7    | Hibbert-15         | Randle-8              | Clarkson/Huertas-5  | Napier-22                  | 18,846 |
| Nov 13 | @Dallas        | L   | 82-90    | 0-3   | 1-5  | 1-8    | Clarkson-21        | Bass/Randle-10        | Russell-5           | Pachulia-18                | 20,260 |
| Nov 15 | DETROIT        | W   | 97-85    | 1-3   | 1-5  | 2-8    | Bryant/Clarkson-17 | Bryant/Randle-8       | Bryant-9            | Dinwiddie/Drummond-17      | 18,997 |
| Nov 16 | @Phoenix       | L   | 101-120  | 1-3   | 1-6  | 2-9    | Clarkson-20        | Hibbert-7             | Hibbert-3           | Knight-30                  | 18,055 |
| Nov 20 | TORONTO        | L   | 91-102   | 1-4   | 1-6  | 2-10   | Randle-18          | Randle-12             | Bryant-5            | Lowry-25                   | 18,997 |
| Nov 22 | PORTLAND       | L   | 93-107   | 1-5   | 1-6  | 2-11   | Clarkson-19        | Randle-13             | Russell-6           | Lillard-30                 | 18,997 |
| Nov 24 | @Golden State  | L   | 77-111   | 1-5   | 1-7  | 2-12   | 3 players-10       | 4 players-6           | World Peace-3       | Curry-24                   | 15,596 |
| Nov 28 | @Portland      | L   | 96-108   | 1-5   | 1-8  | 2-13   | Bryant-21          | Hibbert/Randle-6      | Russell-5           | Lillard-29                 | 20,019 |
| Nov 29 | INDIANA        | L   | 103-107  | 1-6   | 1-8  | 2-14   | Clarkson/Young-22  | Randle-12             | Clarkson-6          | George-39                  | 18,997 |
| Dec 1  | @Philadelphia  | L   | 91-103   | 1-6   | 1-9  | 2-15   | Bryant-20          | Randle-11             | Russell-4           | Covington-23               | 20,510 |
| Dec 2  | @Washington    | W   | 108-104  | 1-6   | 2-9  | 3-15   | Bryant-31          | Randle-19             | Williams-4          | Wall-34                    | 20,556 |
| Dec 4  | @Atlanta       | L   | 87-100   | 1-6   | 2-10 | 3-16   | Williams-18        | Russell-10            | Bryant-5            | Hford-16                   | 19,051 |
| Dec 6  | @Detroit       | L   | 91-111   | 1-6   | 2-11 | 3-17   | Williams-18        | Randle-11             | Huertas-5           | Caldwell-Pope-22           | 20,228 |
| Dec 7  | @Toronto       | L   | 93-102   | 1-6   | 2-12 | 3-18   | Bryant-21          | Randle-11             | Bryant/Hibbert-4    | Lowry-27                   | 20,163 |
| Dec 9  | @Minnesota     | L   | 122-123* | 1-6   | 2-13 | 3-19   | Russell-23         | Randle-12             | Williams-5          | Martin-37                  | 18,076 |
| Dec 11 | @San Antonio   | L   | 87-109   | 1-6   | 2-14 | 3-20   | Russell-24         | Randle-7              | Russell-6           | Aldridge-24                | 18,418 |
| Dec 12 | @Houston       | L   | 97-126   | 1-6   | 2-15 | 3-21   | Bryant-25          | Randle-10             | Bryant-6            | Harden-30                  | 18,456 |
| Dec 15 | MILWAUKEE      | W   | 113-95   | 2-6   | 2-15 | 4-21   | Bryant-22          | Randle-14             | Russell-7           | Carter-Williams-19         | 18,997 |
| Dec 17 | HOUSTON        | L   | 87-107   | 2-7   | 2-15 | 4-22   | Bryant-22          | Randle-10             | Russell-7           | Harden-25                  | 18,997 |
| Dec 19 | @Oklahoma City | L   | 78-118   | 2-7   | 2-16 | 4-23   | Williams-20        | Randle/Russell-7      | Russell-5           | Durant-22                  | 18,203 |
| Dec 22 | @Denver        | W   | 111-107  | 2-7   | 3-16 | 5-23   | Bryant-31          | Randle-10             | Bryant/Williams-5   | Barton-25                  | 19,124 |
| Dec 23 | OKLAHOMA CITY  | L   | 85-120   | 2-8   | 3-16 | 5-24   | Bryant-19          | Bass/Clarkson/Sacre-6 | Huertas-4           | Westbrook-23               | 18,997 |
| Dec 25 | LA. CLIPPERS   | L   | 84-94    | 2-9   | 3-16 | 5-25   | Russell-16         | Randle-8              | Bryant/Clarkson-3   | Paul-23                    | 18,997 |
| Dec 27 | @Memphis       | L   | 96-112   | 2-9   | 3-17 | 5-26   | Bryant-19          | Randle-13             | 3 players-3         | Conley-19                  | 18,119 |
| Dec 28 | @Charlotte     | L   | 98-108   | 2-9   | 3-18 | 5-27   | Bryant-20          | Hibbert-8             | Williams-7          | Walker-38                  | 19,632 |
| Dec 30 | @Boston        | W   | 112-104  | 2-9   | 4-18 | 6-27   | Clarkson-24        | Randle-12             | Randle-4            | Thomas-24                  | 18,624 |
| Jan 1  | PHILADELPHIA   | W   | 93-84    | 3-9   | 4-18 | 7-27   | Williams-24        | Nance-14              | Russell/Williams-5  | Noel-15                    | 18,997 |
| Jan 3  | PHOENIX        | W   | 97-77    | 4-9   | 4-18 | 8-27   | Williams-30        | Nance-14              | Clarkson-7          | Knight-25                  | 18,997 |
| Jan 5  | GOLDEN STATE   | L   | 88-109   | 4-10  | 4-18 | 8-28   | Clarkson-23        | Randle-9              | Huertas-5           | K. Thompson-36             | 18,997 |
| Jan 7  | @Sacramento    | L   | 115-118  | 4-10  | 4-19 | 8-29   | Bryant-28          | Randle-10             | 3 players-4         | Cousins-29                 | 17,386 |
| Jan 8  | OKLAHOMA CITY  | L   | 113-117  | 4-11  | 4-19 | 8-30   | Williams-44        | Randle-8              | Bryant-6            | Westbrook-36               | 18,997 |
| Jan 10 | UTAH           | L   | 74-86    | 4-12  | 4-19 | 8-31   | Williams-18        | Nance-11              | Williams-6          | Hayward-25                 | 18,997 |
| Jan 12 | NEW ORLEANS    | W   | 95-91    | 5-12  | 4-19 | 9-31   | Williams-19        | Randle-11             | Williams-8          | Evans-21                   | 18,997 |
| Jan 14 | @Golden State  | L   | 98-116   | 5-12  | 4-20 | 9-32   | Clarkson-22        | Randle-9              | 4 players-3         | Curry-26                   | 19,596 |
| Jan 16 | @Utah          | L   | 82-109   | 5-12  | 4-21 | 9-33   | Williams-20        | Russell-4             | Russell-4           | Gobert-18                  | 19,911 |
| Jan 17 | HOUSTON        | L   | 95-112   | 5-13  | 4-21 | 9-34   | Williams-20        | Randle-11             | Bryant-9            | Harden-31                  | 18,997 |
| Jan 20 | SACRAMENTO     | L   | 93-112   | 5-14  | 4-21 | 9-35   | Bass-18            | Randle-12             | Russell-5           | Cousins-36                 | 18,997 |
| Jan 22 | SAN ANTONIO    | L   | 95-108   | 5-15  | 4-21 | 9-36   | Russell-18         | Randle-14             | Bryant-6            | Ginobili-20                | 19,997 |
| Jan 23 | @Portland      | L   | 103-121  | 5-15  | 4-22 | 9-37   | Russell-21         | Randle-9              | Clarkson/Williams-3 | Lillard-36                 | 18,828 |
| Jan 26 | DALLAS         | L   | 90-92    | 5-16  | 4-22 | 9-38   | Clarkson-18        | Randle-11             | Clarkson-7          | Barea-18                   | 18,997 |
| Jan 28 | CHICAGO        | L   | 91-114   | 5-17  | 4-22 | 9-39   | Clarkson-16        | Randle-8              | Clarkson/Russell-4  | Butler-26                  | 18,997 |
| Jan 29 | @L.A. Clipper  | L   | 93-105   | 5-17  | 4-23 | 9-40   | Randle-23          | Randle-14             | Russell-5           | Paul-27                    | 19,495 |
| Jan 31 | CHARLOTTE      | L   | 82-101   | 5-18  | 4-23 | 9-41   | Bryant-23          | Randle-11             | Bryant-3            | K-Gilchrist/M. Williams-19 | 18,997 |
| Feb 2  | MINNESOTA      | W   | 119-115  | 6-18  | 4-23 | 10-41  | Bryant-38          | Randle-12             | Bryant-5            | Wiggins-30                 | 18,997 |
| Feb 4  | @New Orleans   | W   | 99-96    | 6-18  | 5-23 | 11-41  | Bryant-27          | Bryant-12             | Randle/Russell-3    | Davis-39                   | 18,920 |
| Feb 6  | @San Antonio   | L   | 102-106  | 6-18  | 5-24 | 11-42  | Bryant-25          | Randle-16             | 4 players-4         | Aldridge-26                | 18,418 |
| Feb 8  | @Indiana       | L   | 87-89    | 6-18  | 5-25 | 11-43  | Bryant-19          | Randle-19             | Russell-5           | George-21                  | 18,165 |
| Feb 10 | @Cleveland     | L   | 111-120  | 6-18  | 5-26 | 11-44  | Williams-28        | Randle-8              | Clarkson-7          | Irving-35                  | 20,562 |
| Feb 19 | SAN ANTONIO    | L   | 113-119  | 6-19  | 5-26 | 11-45  | Bryant-25          | Randle-15             | Clarkson-6          | Parker-25                  | 18,997 |
| Feb 21 | @Chicago       | L   | 115-126  | 6-19  | 5-27 | 11-46  | Bryant/Randle-22   | Randle-12             | Russell-6           | Moore/Rose-24              | 23,143 |
| Feb 22 | @Milwaukee     | L   | 101-108  | 6-19  | 5-28 | 11-47  | Young-19           | Randle-7              | Russell/Williams-4  | Antetokounmpo-27           | 18,717 |
| Feb 24 | @Memphis       | L   | 119-128  | 6-19  | 5-29 | 11-48  | Clarkson-28        | Randle-14             | Russell-8           | Barnes-25                  | 18,119 |
| Feb 26 | MEMPHIS        | L   | 95-112   | 6-20  | 5-29 | 11-49  | Russell-22         | Randle-17             | Russell/Williams-3  | Hairston-21                | 18,997 |
| Mar 2  | BROOKLYN       | W   | 107-101  | 7-20  | 5-29 | 12-49  | Russell-39         | Randle-13             | Clarkson-7          | Lopez-23                   | 18,997 |
| Mar 2  | @Denver        | L   | 107-117  | 7-20  | 5-30 | 12-50  | Russell-24         | Black/Randle-7        | Huertas-8           | Augustin-26                | 20,096 |
| Mar 4  | ATLANTA        | L   | 77-106   | 7-21  | 5-30 | 12-51  | Randle-16          | Randle-10             | Russell-5           | Schroder-16                | 18,997 |
| Mar 6  | GOLDEN STATE   | W   | 112-95   | 8-21  | 5-30 | 13-51  | Clarkson-25        | Randle-14             | Huertas-9           | Curry-18                   | 18,997 |
| Mar 8  | ORLANDO        | W   | 107-98   | 9-21  | 5-30 | 14-51  | Bryant-27          | Randle-11             | Huertas-5           | Oladipo-26                 | 18,997 |
| Mar 10 | CLEVELAND      | L   | 108-120  | 9-22  | 5-30 | 14-52  | Bryant-26          | Randle-9              | Huertas/Russell-5   | Irving-26                  | 18,997 |
| Mar 13 | NEW YORK       | L   | 87-90    | 9-23  | 5-30 | 14-53  | Williams-15        | Randle-11             | Williams-5          | Anthony-26                 | 18,997 |
| Mar 15 | SACRAMENTO     | L   | 98-106   | 9-24  | 5-30 | 14-54  | Williams-17        | Randle-8              | Huertas-6           | Collision/Cousins-22       | 18,997 |
| Mar 18 | PHOENIX        | L   | 90-95    | 9-25  | 5-30 | 14-55  | Williams-30        | Kelly/Randle-9        | Huertas-10          | Knight-22                  | 18,997 |
| Mar 22 | MEMPHIS        | W   | 107-100  | 10-25 | 5-30 | 15-55  | Clarkson-22        | Randle-14             | Huertas-7           | Allen-27                   | 18,997 |
| Mar 23 | @Phoenix       | L   | 107-119  | 10-25 | 5-31 | 15-56  | Bryant-19          | Randle-15             | Williams-5          | Booker-28                  | 18,191 |
| Mar 25 | DENVER         | L   | 105-116  | 10-26 | 5-31 | 15-57  | Bryant-28          | Randle-18             | Randle-10           | Augustin-20                | 18,997 |
| Mar 27 | WASHINGTON     | L   | 88-101   | 10-27 | 5-31 | 15-58  | Russell-22         | Bass/Nance/Randle-7   | 3 players-3         | Wall-22                    | 18,997 |
| Mar 28 | @Utah          | L   | 75-123   | 10-27 | 5-32 | 15-59  | Williams-16        | Clarkson-8            | 3 players-2         | Hood-30                    | 19,911 |
| Mar 30 | MIAMI          | W   | 102-100* | 11-27 | 5-32 | 16-59  | Clarkson-26        | Randle-14             | Huertas-4           | Wade-26                    | 18,997 |
| Apr 3  | BOSTON         | L   | 100-107  | 11-28 | 5-32 | 16-60  | Bryant-34          | Randle-10             | Russell-6           | Thomas-26                  | 18,997 |
| Apr 5  | @L.A. Clipper  | L   | 81-103   | 11-28 | 5-33 | 16-61  | World Peace-17     | Randle-12             | Huertas/Randle-4    | Paul-25                    | 19,537 |
| Apr 6  | LA. CLIPPERS   | L   | 81-91    | 11-29 | 5-33 | 16-62  | Bryant-17          | Randle-20             | Huertas-5           | Jordan/Redick-15           | 18,997 |
| Apr 8  | @New Orleans   | L   | 102-110  | 11-29 | 5-34 | 16-63  | Russell-32         | Hibbert-9             | Randle-6            | Ajijca-28                  | 18,607 |
| Apr 10 | @Houston       | L   | 110-130  | 11-29 | 5-35 | 16-64  | Bryant-35          | Clarkson-8            | Huertas-7           | Harden-40                  | 18,442 |
| Apr 11 | @Oklahoma City | L   | 79-112   | 11-29 | 5-36 | 16-65  | Bryant-33          | Randle-13             | Huertas-5           | Durant-34                  | 18,203 |
| Apr 13 | UTAH           | W   | 101-96   | 12-29 | 5-36 | 17-65  | Bryant-60          | Randle-9              | Huertas-6           | Lyles-18                   | 18,997 |





**STARTING LINEUPS**

| Lineup # | GAME #  | GUARD    | GUARD    | FORWARD     | FORWARD   | CENTER  | RECORD | WINNING % |
|----------|---|----------|----------|-------------|-----------|---------|--------|-----------|
| 1        | 1-6, 9-10, 12-20, 57-59, 62, 64, 66-67, 70-82 | Russell  | Clarkson | Bryant      | Randle    | Hibbert | 7-30   | .189      |
| 2        | 7-8, 11, 68-69                                | Russell  | Clarkson | World Peace | Randle    | Hibbert | 0-5    | .000      |
| 3        | 21-22, 25-26, 28-33, 37-38, 40-42             | Clarkson | Williams | Bryant      | Nance Jr. | Hibbert | 4-11   | .267      |
| 4        | 23-24   | Russell  | Williams | Bryant      | Nance Jr. | Hibbert | 0-2    | .000      |
| 5        | 27, 34-36, 39                                 | Clarkson | Williams | Brown       | Nance Jr. | Hibbert | 2-3    | .400      |
| 6        | 43-46, 50-53, 55-56                           | Clarkson | Williams | Bryant      | Randle    | Hibbert | 2-8    | .200      |
| 7        | 47, 49  | Clarkson | Williams | Brown       | Randle    | Hibbert | 0-2    | .000      |
| 8        | 48  | Clarkson | Bryant   | Brown       | Randle    | Hibbert | 0-1    | .000      |
| 9        | 54  | Clarkson | Williams | Bryant      | Randle    | Sacre   | 0-1    | .000      |
| 10       | 60-61   | Russell  | Clarkson | Brown       | Randle    | Hibbert | 1-1    | .500      |
| 11       | 63  | Russell  | Young    | Brown       | Randle    | Hibbert | 0-1    | .000      |
| 12       | 65  | Russell  | Clarkson | Young       | Randle    | Hibbert | 1-0    | 1.000     |

**INDIVIDUAL GAME LEADERS / DOUBLE-FIGURE GAMES**

(TIED FOR TEAM LEAD)

|                   | POINTS |       |       |     |         | TEAM LEADER |         |          |        |         |         |         |         |        |     |  |
|-------------------|--------|-------|-------|-----|---------|-------------|---------|----------|--------|---------|---------|---------|---------|--------|-----|--|
|                   | 10-19  | 20-29 | 30-39 | 40+ | 10+ REB | 10+ AST     | DBL/DBL | TRIP/DLB | PTS    | REB     | AST     | STL     | BLK     | +/-    | MIN |  |
| Brandon Bass      | 19     |       |       |     | 1       |             |         |          | 1      | 3 (3)   | 2 (2)   | 8 (5)   | 23 (12) | 7 (2)  | 1   |  |
| Tarik Black       | 1      |       |       |     |         |             |         |          | 4      | 3 (3)   | 7 (5)   | 12 (4)  |         |        |     |  |
| Anthony Brown     | 2      |       |       |     |         |             |         |          | 1      | 3 (3)   | 2 (2)   | 5 (3)   | 4       |        |     |  |
| Kobe Bryant       | 32     | 17    | 5     | 1   | 2       |             | 2       |          | 31 (3) | 3 (2)   | 17 (8)  | 13 (8)  | 5 (5)   | 2      | 5   |  |
| Jordan Clarkson   | 50     | 19    | 1     |     | 1       |             | 1       |          | 15 (2) | 3 (1)   | 16 (10) | 22 (11) | 2 (2)   | 7 (1)  | 37  |  |
| Roy Hibbert       | 14     |       |       |     | 4       |             | 3       |          | 2 (1)  | 6 (3)   | 3 (1)   | 9 (7)   | 42 (14) | 3      | 1   |  |
| Marcelo Huertas   | 3      |       |       |     |         | 1           |         |          |        |         | 20 (6)  | 6 (5)   | 2       | 14 (9) |     |  |
| Ryan Kelly        | 4      |       |       |     |         |             |         |          |        | 2 (1)   | 3 (1)   |         |         | 8 (4)  |     |  |
| Larry Nance Jr.   | 9      |       |       |     | 5       |             | 3       |          | 1 (1)  | 4 (1)   | 11 (5)  | 9 (6)   | 12 (1)  |        |     |  |
| Julius Randle     | 46     | 6     |       |     | 46      | 1           | 34      | 1        | 7 (2)  | 68 (10) | 9 (5)   | 10 (6)  | 11 (9)  | 5 (2)  | 9   |  |
| D'Angelo Russell  | 40     | 11    | 2     |     | 1       |             | 1       |          | 11     | 2 (1)   | 28 (11) | 23 (10) | 8 (7)   | 4 (1)  | 12  |  |
| Robert Sacre      | 3      |       |       |     |         |             |         |          |        | 1 (1)   |         | 3 (2)   | 7 (3)   |        |     |  |
| Lou Williams      | 41     | 13    | 2     | 1   |         |             |         |          | 16 (1) |         | 17 (8)  | 15 (10) | 4 (3)   | 4 (1)  | 13  |  |
| Metta World Peace | 4      |       |       |     |         |             |         |          | 1      |         | 7 (6)   | 4 (3)   | 7       |        |     |  |
| Nick Young        | 18     | 1     |       |     |         |             |         |          | 3 (1)  |         | 4 (2)   | 1       | 5 (1)   |        |     |  |

**GAMES MISSED (INJURY / ILLNESS / SUSPENSION / INACTIVE)**

| Player          | Reason                       | Dates Out                                     | Games | W/L  | Player             | Reason                       | Dates Out       | Games | W/L  |
|-----------------|------------------------------|---|-------|------|--------------------|------------------------------|-----------------|-------|------|
| <b>Bass</b>     | Corneal abrasion, right eye  | 1/10, 3/15                                    | 2     | 0-2  | <b>Nance Jr.</b>   | Tendonitis, right knee*      | 10/28           | 1     | 0-1  |
|                 | Sore right foot              | 1/14-1/16                                     | 2     | 0-2  |                    | Inactive*                    | 10/30-11/1      | 2     | 0-2  |
|                 |                              |   | 4     |      |                    | Sore right knee*             | 1/17-1/23,      | 12    | 2-10 |
| <b>Black</b>    | Inactive*                    | 12/2-1/1, 1/8-1/10, 1/29-1/31                 | 21    | 5-16 |                    |                              | 1/31-2/10,      |       |      |
|                 |                              |   |       |      |                    | Sore right knee              | 3/2, 4/5        | 16    | 1-0  |
|                 |                              |   |       |      |                    |                              | 3/22            | 1     |      |
| <b>Brown</b>    | Inactive*                    | 11/3-11/8, 11/13-11/15, 11/20-12/9, 2/19-2/22 | 21    | 3-16 | <b>Randle</b>      | Sprained left ankle          | 12/23           | 1     | 0-1  |
|                 |                              |   |       |      |                    |                              |                 | 1     |      |
|                 | Sprained right ankle*        | 2/10  | 1     | 0-1  | <b>Russell</b>     | Sore throat*                 | 1/5             | 1     | 0-1  |
|                 | Stress reaction, right foot* | 3/6-4/13                                      | 19    | 5-14 |                    | Sprained right ankle         | 1/10            | 1     | 0-1  |
|                 |                              |   | 39    |      | <b>Sacre</b>       | Inactive*                    | 11/1-11/24,     | 21    | 4-16 |
| <b>Bryant</b>   | Sore back*                   | 11/10-11/11                                   | 2     | 0-2  |                    |                              | 12/1, 1/3, 1/7, |       |      |
|                 | Rest*                        | 11/16   | 1     | 0-1  |                    |                              | 1/12-1/16,      |       |      |
|                 | Sore right shoulder          | 12/19, 3/8                                    | 2     | 1-1  |                    |                              | 1/28, 2/24,     |       |      |
|                 | Sore right shoulder*         | 1/1-1/5, 1/26, 1/29, 2/26-3/1, 3/4, 3/15-3/18 | 10    | 3-7  |                    | Personal Reasons             | 3/13            | 1     | 0-1  |
|                 |                              |   | 1     | 0-1  | <b>Williams</b>    | Personal Reasons*            | 3/10            | 21    |      |
|                 | Right Achilles strain        | 1/10  | 1     | 0-1  |                    | Upper respiratory infection* | 11/28-11/29     | 2     | 0-2  |
|                 |                              |   | 16    |      |                    | Mild left hamstring strain*  | 1/28            | 1     | 0-1  |
| <b>Clarkson</b> | Sprained right ankle*        | 12/11-12/12                                   | 2     | 0-2  |                    |                              | 3/2-3/10        | 5     | 2-3  |
|                 | Patella tendon strain*       | 3/4   | 1     | 0-1  | <b>World Peace</b> | Inactive*                    | 10/28-10/30,    | 24    | 7-17 |
|                 |                              |   | 3     |      |                    |                              | 12/15-12/17,    |       |      |
|                 |                              |   | 1     |      |                    |                              | 12/27-12/30     | 8     |      |
| <b>Hibbert</b>  | Sprained left ankle*         | 2/8   | 1     | 0-1  |                    |                              | 1/7, 1/12,      |       |      |
|                 |                              |   | 1     |      |                    |                              | 1/17-1/26       |       |      |
| <b>Kelly</b>    | Inactive*                    | 12/19-12/22,                                  | 4     | 1-3  |                    |                              | 2/2-2/6,        |       |      |
|                 | Sore neck                    | 1/8-1/10                                      | 1     | 0-1  |                    |                              | 2/19-3/1, 3/30  | 24    |      |
|                 | Sprained left wrist*         | 3/22-3/25                                     | 3     | 1-2  | <b>Young</b>       | Gastroenteritis*             | 12/23, 3/27-    | 3     | 0-3  |
|                 |                              |   | 8     |      |                    |                              | 3/28            |       |      |
|                 |                              |   |       |      |                    | Inactive*                    | 4/3, 4/6-4/13   | 6     | 1-5  |
|                 |                              |   |       |      |                    |                              |                 | 9     |      |

TOTAL GAMES MISSED DUE TO INJURY: 73

\*Indicates placement on the INACTIVE list  
#All statistics for games with Lakers ONLY





## 2015-16 MISCELLANEOUS STATISTICS / HIGH-LOW

### LAKERS SITUATIONAL RECORDS

|  |       |
|--|-------|
| When Lakers are ahead (or tied) after one quarter    | 9-11  |
| When Lakers are behind after one quarter             | 8-54  |
| When Lakers are ahead (or tied) at halftime          | 11-8  |
| When Lakers are behind at halftime                   | 6-57  |
| When Lakers are ahead (or tied) after three quarters | 15-4  |
| When Lakers are behind after three quarters          | 2-61  |
| When Lakers rebound (or equal) their opponent        | 11-18 |
| When opponents rebound Lakers                        | 6-47  |
| When 5 Lakers score in double-figures                | 5-17  |
| When 6 Lakers score in double-figures                | 3-12  |
| When 7 Lakers score in double-figures                | 2-0   |
| When 8 Lakers score in double-figures                | 0-0   |
| Lakers record in games decided by 10 or more points  | 4-44  |
| Lakers record in games decided by 7-9 points         | 4-8   |
| Lakers record in games decided by 4-6 points         | 7-6   |
| Lakers record in games decided by 3 or fewer points  | 2-7   |

|   |       |
|---|-------|
| When Lakers have more (or equal) assists than opponent        | 4-6   |
| When Lakers have fewer assists than opponent                  | 13-59 |
| When Lakers have more turnovers than opponent                 | 7-37  |
| When Lakers have fewer (or equal) turnovers than opponent     | 10-28 |
| When Lakers shoot more (or equal) free throws than opponent   | 12-38 |
| When Lakers shoot fewer free throws than opponent             | 5-27  |
| When Lakers score 100 or more points                          | 12-22 |
| When Lakers score under 100 points                            | 5-43  |
| When opponent scores 100 or more points                       | 7-56  |
| When opponent scores under 100 points                         | 10-9  |
| When Lakers' reserves outscore (or equal) opponent's reserves | 7-26  |
| When opponent's reserves outscore Lakers' reserves            | 10-39 |
| When Lakers shoot .500 or better from the floor               | 2-3   |
| When Lakers hold opponent under .400 from the floor           | 3-6   |
| When all five Lakers starters score in double-figures         | 0-0   |

### LAKERS SINGLE-GAME HIGHS / LOWS

|                 | HIGH               | LOW                |
|-----------------|--------------------|--------------------|
| Points          | 122 @ MIN 12/9     | 74 vs. UTA 1/10    |
| Win Margin      | 20 vs. PHX 1/3     | 2 vs. MIA 3/30     |
| FG Made         | 48 @ MIN 12/9      | 23 @ OKC 4/11      |
| FGA             | 102 vs. MIA 3/30   | 69 @ POR 1/23      |
| FG % Game       | .539 @ SAC 1/7     | .284 @ OKC 4/11    |
| FG % (Qtr.)     | .737* vs. HOU 1/17 | .100 vs. IND 11/29 |
| FG % (Half)     | .600* @ SAC 1/7    | .224 vs. IND 11/29 |
| 3-Pt. FG        | 17 @ MEM 2/24      | 3* vs. NYK 3/13    |
| 3-Pt. FGA       | 39 @ MEM 2/24      | 13 @ LAC 1/29      |
| 3-Pt. FG %      | .500 @ MIA 11/10   | .143 vs. UTA 1/10  |
| FT              | 33 @ MIL 2/22      | 6 @ SAS 12/11      |
| FTA             | 43 @ MIL 2/22      | 10 @ SAS 12/11     |
| FT %            | .960 vs. OKC 1/8   | .520 vs. LAC 12/25 |
| Offensive Reb.  | 19 vs. MIA 3/30    | 3 vs. HOU 1/17     |
| Defensive Reb.  | 45 vs. PHX 1/3     | 23 vs. OKC 12/23   |
| Rebounds        | 57 @ DAL 11/13     | 30 @ POR 1/23      |
| Rebounds (Qtr.) | 18* vs. BOS 4/3    | 5* @ LAC 4/5       |
| Rebounds (Half) | 31* @ GSW 1/14     | 12* at DEN 3/2     |
| Assists         | 26* vs. PHX 1/3    | 11* @ LAC 4/5      |
| Assists (Qtr.)  | 11 vs. HOU 1/17    | 0* vs. NYK 3/13    |
| Assists (Half)  | 15* @ HOU 4/10     | 3 @ DET 12/6       |
| Steals          | 18 @ WAS 12/2      | 2* vs. POR 11/22   |
| Steals (Qtr.)   | 7 @ ATL 12/4       | 0* vs. UTA 4/13    |
| Steals (Half)   | 10* @ ATL 12/4     | 0* @ DET 12/6      |
| Blocks          | 9* vs. DAL 11/1    | 0* vs. WAS 3/27    |
| Blocks (Qtr.)   | 6 @ SAC 10/30      | 0* vs. UTA 4/13    |
| Blocks (Half)   | 6* @ MIA 11/10     | 0* @ OKC 4/11      |
| Turnovers       | 22* vs. MEM 3/22   | 7 @ MEM 2/24       |

### OPP. SINGLE-GAME HIGHS / LOWS

|                 | HIGH              | LOW                |
|-----------------|-------------------|--------------------|
| Points          | 132 @ SAC 10/30   | 77 vs. PHX 1/3     |
| Win Margin      | 48 @ UTA 3/28     | 1* @ MIN 12/9      |
| FG Made         | 52 @ SAC 10/30    | 30 @ DAL 11/13     |
| FGA             | 101 @ SAC 10/30   | 68 vs. ATL 3/4     |
| FG % Game       | .575 vs. MIN 2/2  | .360* vs. PHX 3/18 |
| FG % (Qtr.)     | .750 @ LAC 4/5    | .160 vs. PHX 1/3   |
| FG % (Half)     | .675 @ GSW 1/14   | .196 vs. PHX 1/3   |
| 3-Pt. FG        | 17* @ HOU 4/10    | 3* vs. MIA 3/30    |
| 3-Pt. FGA       | 41 @ HOU 4/10     | 13 vs. MIL 12/15   |
| 3-Pt. FG %      | .684 @ CHI 2/21   | .133 vs. GSW 3/6   |
| FT              | 31 vs. MIN 10/28  | 7 vs. PHX 1/3      |
| FTA             | 42 vs. HOU 12/17  | 9 vs. PHX 1/3      |
| FT %            | .962 @ CHI 2/21   | .533 vs. DET 11/15 |
| Offensive Reb.  | 23* vs. HOU 12/17 | 3 vs. ATL 3/4      |
| Defensive Reb.  | 45* @ IND 2/8     | 20 vs. MEM 3/22    |
| Rebounds        | 61* vs. OKC 12/23 | 33* vs. MEM 3/22   |
| Rebounds (Qtr.) | 22 vs. OKC 12/23  | 4* vs. ORL 3/8     |
| Rebounds (Half) | 37 vs. OKC 12/23  | 11 vs. ORL 3/8     |
| Assists         | 36 vs. MIN 2/2    | 13 @ IND 2/8       |
| Assists (Qtr.)  | 13* @ MIL 2/22    | 0 vs. PHX 1/3      |
| Assists (Half)  | 21 vs. MIN 2/2    | 2 vs. PHX 1/3      |
| Steals          | 17 vs. SAC 3/15   | 2* @ CHI 2/21      |
| Steals (Qtr.)   | 7* vs. SAC 3/15   | 0* vs. BOS 4/3     |
| Steals (Half)   | 10 vs. SAC 3/15   | 0* @ CHI 2/21      |
| Blocks          | 13* vs. MIA 3/30  | 1* vs. UTA 4/13    |
| Blocks (Qtr.)   | 6* vs. HOU 12/17  | 0* vs. UTA 4/13    |
| Blocks (Half)   | 10 vs. SAS 1/22   | 0* vs. UTA 4/13    |
| Turnovers       | 23 @ WAS 12/2     | 6 vs. DAL 1/26     |

### LAKERS HIGH/LOW QUARTER/HALF

|              | HIGHS |         |       | LOWS |         |      |
|--------------|-------|---------|-------|------|---------|------|
|              | PTS   | OPP.    | DATE  | PTS  | OPP.    | DATE |
| 1st Quarter  | 36*   | vs. HOU | 1/17  | 11*  | vs. NYK | 3/13 |
| 2nd Quarter  | 39    | vs. MIN | 2/2   | 10   | vs. PHX | 3/18 |
| 1st Half     | 66    | vs. MIN | 2/2   | 30   | vs. UTA | 1/10 |
| 3rd Quarter  | 39    | vs. ORL | 3/8   | 13*  | vs. GSW | 1/5  |
| Thru 3       | 95    | vs. MIN | 10/28 | 50   | vs. UTA | 1/10 |
| 4th Quarter  | 38*   | vs. SAS | 2/19  | 12   | vs. DAL | 1/26 |
| 2nd Half     | 68    | vs. IND | 11/29 | 31   | at OKC  | 4/11 |
| Overtime     | 15    | vs. MIA | 3/30  | 8    | at MIN  | 12/9 |
| 2nd Overtime | -     | -       | -     | -    | -       | -    |

### OPPONENTS HIGH/LOW QUARTER/HALF

|              | HIGHS |         |       | LOWS |         |       |
|--------------|-------|---------|-------|------|---------|-------|
|              | PTS   | OPP.    | DATE  | PTS  | OPP.    | DATE  |
| 1st Quarter  | 40    | at SAC  | 10/30 | 10   | vs. PHX | 1/3   |
| 2nd Quarter  | 37    | vs. CHA | 1/31  | 12   | vs. PHX | 1/3   |
| 1st Half     | 74    | at SAC  | 10/30 | 22   | vs. PHX | 1/3   |
| 3rd Quarter  | 39    | at POR  | 1/23  | 16*  | at DEN  | 12/22 |
| Thru 3       | 102*  | at SAC  | 1/7   | 51   | vs. PHX | 1/3   |
| 4th Quarter  | 42    | at HOU  | 4/10  | 9    | vs. LAC | 12/25 |
| 2nd Half     | 75    | at HOU  | 4/10  | 34   | vs. LAC | 12/25 |
| Overtime     | 13    | vs. MIA | 3/30  | 9    | at MIN  | 12/9  |
| 2nd Overtime | -     | -       | -     | -    | -       | -     |





# RECORDS & HISTORY

- 98** Season-by-Season Record
- 99** Championship / Coaching Summary
- 100** Lakers Honor Roll
- 103** Regular Season Records (Individual)
- 105** Regular Season Records (Team)
- 109** All-Time Single Game Highs
- 112** All-Time Triple-Doubles
- 113** Four-Point Plays
- 113** Margin of Victory / Defeat
- 114** Winning / Losing Streaks
- 115** Season-by-Season Leaders
- 117** Lakers NBA Team Leaders
- 118** Records by Month / Rank
- 119** Lakers Ranked in NBA Top 10
- 120** Home Attendance Records
- 121** All-Time Overtime Record
- 124** Offensive Stats by Season
- 125** Defensive Stats by Season
- 126** All-Time Numerical Roster
- 128** All-Time Collegiate Roster
- 130** D-League Experience
- 131** All-Time Career Leaders
- 132** Lakers Retired Numbers
- 134** Hall-of-Fame Minn. Lakers
- 136** Year-By-Year Results, Statistics & Roster
- 204** All-Time Draft Choices
- 207** All-Time Transactions
- 215** Management History
- 218** All-Time Roster with Stats



## SEASON-BY-SEASON RECORD

| MINNEAPOLIS |                         | REGULAR SEASON |             |       | PLAYOFFS |         |      |                |
|-------------|-------------------------|----------------|-------------|-------|----------|---------|------|----------------|
| Year        | Coach                   | W-L            | Pct         | Home  | Away     | Neutral | W-L  | Achievement    |
| 1948-49     | John Kundla             | 44-16          | .733        | 26-3  | 16-13    | 2-0     | 8-2  | NBA Champions  |
| 1949-50     | John Kundla             | 51-17          | .750        | 30-1  | 18-16    | 3-0     | 10-2 | NBA Champions  |
| 1950-51     | John Kundla             | <b>44-24</b>   | <b>.647</b> | 29-3  | 12-21    | 3-0     | 3-4  |                |
| 1951-52     | John Kundla             | 40-26          | .606        | 21-5  | 13-19    | 6-2     | 9-4  | NBA Champions  |
| 1952-53     | John Kundla             | <b>48-22</b>   | <b>.686</b> | 24-2  | 16-15    | 8-5     | 9-3  | NBA Champions  |
| 1953-54     | John Kundla             | <b>46-26</b>   | <b>.639</b> | 21-4  | 13-15    | 12-7    | 9-4  | NBA Champions  |
| 1954-55     | John Kundla             | 40-32          | .556        | 18-6  | 10-14    | 12-12   | 3-4  |                |
| 1955-56     | John Kundla             | 33-39          | .458        | 13-12 | 6-21     | 14-6    | 1-2  |                |
| 1956-57     | John Kundla             | 34-38          | .472        | 18-13 | 9-22     | 7-3     | 2-3  |                |
| 1957-58     | George Mikan (9-30)     |                |             |       |          |         |      |                |
|             | John Kundla (10-23)     | 19-53          | .264        | 13-17 | 4-22     | 2-14    | --   |                |
| 1958-59     | John Kundla             | 33-39          | .458        | 15-7  | 9-17     | 9-15    | 6-7  | West Champions |
| 1959-60     | John Castellani (11-25) |                |             |       |          |         |      |                |
|             | Jim Pollard (14-25)     | 25-50          | .333        | 9-13  | 9-22     | 7-15    | 5-4  |                |

| LOS ANGELES |                          | REGULAR SEASON |             |       | PLAYOFFS |         |      |                |
|-------------|--------------------------|----------------|-------------|-------|----------|---------|------|----------------|
| Year        | Coach                    | W-L            | Pct         | Home  | Away     | Neutral | W-L  | Achievement    |
| 1960-61     | Fred Schaus              | 36-43          | .456        | 16-12 | 8-20     | 12-11   | 6-6  |                |
| 1961-62     | Fred Schaus              | 54-26          | .675        | 26-5  | 18-13    | 10-8    | 7-6  | West Champions |
| 1962-63     | Fred Schaus              | 53-27          | .663        | 27-7  | 20-17    | 6-3     | 6-7  | West Champions |
| 1963-64     | Fred Schaus              | 42-38          | .525        | 24-12 | 15-21    | 3-5     | 2-3  |                |
| 1964-65     | Fred Schaus              | 49-31          | .613        | 25-13 | 21-16    | 3-2     | 5-6  | West Champions |
| 1965-66     | Fred Schaus              | 45-35          | .563        | 27-11 | 13-21    | 4-3     | 7-7  | West Champions |
| 1966-67     | Fred Schaus              | 36-45          | .450        | 21-18 | 12-20    | 3-7     | 0-3  |                |
| 1967-68     | Bill van Breda Kolff     | 52-30          | .634        | 30-11 | 18-19    | 4-0     | 10-5 | West Champions |
| 1968-69     | Bill van Breda Kolff     | 55-27          | .670        | 32-9  | 21-18    | 2-0     | 11-7 | West Champions |
| 1969-70     | Joe Mullaney             | 46-36          | .561        | 27-14 | 17-21    | 2-1     | 11-7 | West Champions |
| 1970-71     | Joe Mullaney             | 48-34          | .585        | 30-11 | 17-22    | 1-1     | 5-7  |                |
| 1971-72     | Bill Sharman             | <b>69-13</b>   | <b>.841</b> | 36-5  | 31-7     | 2-1     | 12-3 | NBA Champions  |
| 1972-73     | Bill Sharman             | 60-22          | .732        | 30-11 | 28-11    | 2-0     | 9-8  | West Champions |
| 1973-74     | Bill Sharman             | 47-35          | .573        | 30-11 | 17-24    | --      | 1-4  |                |
| 1974-75     | Bill Sharman             | 30-52          | .366        | 21-20 | 9-32     | --      | --   |                |
| 1975-76     | Bill Sharman             | 40-42          | .488        | 31-10 | 9-32     | --      | --   |                |
| 1976-77     | Jerry West               | <b>53-29</b>   | <b>.646</b> | 37-4  | 16-25    | --      | 4-7  |                |
| 1977-78     | Jerry West               | 45-37          | .549        | 29-12 | 16-25    | --      | 1-2  |                |
| 1978-79     | Jerry West               | 47-35          | .573        | 31-10 | 16-25    | --      | 3-5  |                |
| 1979-80     | Jack McKinney (10-4)     |                |             |       |          |         |      |                |
|             | Paul Westhead (50-18)    | 60-22          | .732        | 37-4  | 23-18    | --      | 12-4 | NBA Champions  |
| 1980-81     | Paul Westhead            | 54-28          | .659        | 30-11 | 24-17    | --      | 1-2  |                |
| 1981-82     | Paul Westhead (7-4)      |                |             |       |          |         |      |                |
|             | Pat Riley (50-21)        | 57-25          | .695        | 30-11 | 27-14    | --      | 12-2 | NBA Champions  |
| 1982-83     | Pat Riley                | 58-24          | .707        | 33-8  | 25-16    | --      | 8-7  | West Champions |
| 1983-84     | Pat Riley                | 54-28          | .659        | 28-13 | 26-15    | --      | 14-7 | West Champions |
| 1984-85     | Pat Riley                | 62-20          | .756        | 36-5  | 26-15    | --      | 15-4 | NBA Champions  |
| 1985-86     | Pat Riley                | 62-20          | .756        | 35-6  | 27-14    | --      | 8-6  |                |
| 1986-87     | Pat Riley                | <b>65-17</b>   | <b>.793</b> | 37-4  | 28-13    | --      | 15-3 | NBA Champions  |
| 1987-88     | Pat Riley                | <b>62-20</b>   | <b>.756</b> | 36-5  | 26-15    | --      | 15-9 | NBA Champions  |
| 1988-89     | Pat Riley                | 57-25          | .695        | 35-6  | 22-19    | --      | 11-4 | West Champions |
| 1989-90     | Pat Riley                | <b>63-19</b>   | <b>.768</b> | 37-4  | 26-15    | --      | 4-5  |                |
| 1990-91     | Mike Dunleavy            | 58-24          | .707        | 33-8  | 25-16    | --      | 12-7 | West Champions |
| 1991-92     | Mike Dunleavy            | 43-39          | .524        | 24-17 | 19-22    | --      | 1-3  |                |
| 1992-93     | Randy Pfund              | 39-43          | .476        | 20-21 | 19-22    | --      | 2-3  |                |
| 1993-94     | Randy Pfund (27-37)      |                |             |       |          |         |      |                |
|             | Bill Bertka (1-1)        |                |             |       |          |         |      |                |
|             | Earvin Johnson (5-11)    | 33-49          | .402        | 21-20 | 12-29    | --      | --   |                |
| 1994-95     | Del Harris               | 48-34          | .585        | 29-12 | 19-22    | --      | 5-5  |                |
| 1995-96     | Del Harris               | 53-29          | .646        | 30-11 | 23-18    | --      | 1-3  |                |
| 1996-97     | Del Harris               | 56-26          | .683        | 31-10 | 25-16    | --      | 4-5  |                |
| 1997-98     | Del Harris               | 61-21          | .744        | 33-8  | 28-13    | --      | 7-6  |                |
| 1998-99     | Del Harris (6-6)         |                |             |       |          |         |      |                |
|             | Bill Bertka (1-0)        |                |             |       |          |         |      |                |
|             | Kurt Rambis (24-13)      | 31-19          | .620        | 18-7  | 13-12    | --      | 3-5  |                |
| 1999-00     | Phil Jackson             | <b>67-15</b>   | <b>.817</b> | 36-5  | 31-10    | --      | 15-8 | NBA Champions  |
| 2000-01     | Phil Jackson             | 56-26          | .683        | 31-10 | 25-16    | --      | 15-1 | NBA Champions  |
| 2001-02     | Phil Jackson             | 58-24          | .707        | 34-7  | 24-17    | --      | 15-4 | NBA Champions  |
| 2002-03     | Phil Jackson             | 50-32          | .610        | 31-10 | 19-22    | --      | 6-6  |                |
| 2003-04     | Phil Jackson             | 56-26          | .683        | 34-7  | 22-19    | --      | 13-9 | West Champions |
| 2004-05     | Rudy Tomjanovich (24-19) |                |             |       |          |         |      |                |
|             | Frank Hamblen (10-29)    | 34-48          | .415        | 22-19 | 12-29    | --      | --   |                |
| 2005-06     | Phil Jackson             | 45-37          | .549        | 27-14 | 18-23    | --      | 3-4  |                |
| 2006-07     | Phil Jackson             | 42-40          | .512        | 25-16 | 17-24    | --      | 1-4  |                |
| 2007-08     | Phil Jackson             | 57-25          | .695        | 30-11 | 27-14    | --      | 14-7 | West Champions |
| 2008-09     | Phil Jackson             | 65-17          | .793        | 36-5  | 29-12    | --      | 16-7 | NBA Champions  |
| 2009-10     | Phil Jackson             | 57-25          | .695        | 34-7  | 23-18    | --      | 16-7 | NBA Champions  |
| 2010-11     | Phil Jackson             | 57-25          | .695        | 30-11 | 27-14    | --      | 4-6  |                |
| 2011-12     | Mike Brown               | 41-25          | .621        | 26-7  | 15-18    | --      | 5-7  |                |
| 2012-13     | Mike Brown (1-4)         |                |             |       |          |         |      |                |
|             | Bernie Bickerstaff (4-1) |                |             |       |          |         |      |                |
|             | Mike D'Antoni (40-32)    | 45-37          | .549        | 29-12 | 16-25    | --      | 0-4  |                |
| 2013-14     | Mike D'Antoni            | 27-55          | .329        | 14-27 | 13-28    | --      | --   |                |
| 2014-15     | Byron Scott              | 21-61          | .256        | 12-29 | 9-32     | --      | --   |                |
| 2015-16     | Byron Scott              | 17-65          | .207        | 12-29 | 5-36     | --      | --   |                |





# CHAMPIONSHIP / COACHING SUMMARY



# 23

## PACIFIC DIVISION CHAMPIONSHIPS

|         |         |
|---------|---------|
| 1970-71 | 1987-88 |
| 1971-72 | 1988-89 |
| 1972-73 | 1989-90 |
| 1973-74 | 1999-00 |
| 1976-77 | 2000-01 |
| 1979-80 | 2003-04 |
| 1981-82 | 2007-08 |
| 1982-83 | 2008-09 |
| 1983-84 | 2009-10 |
| 1984-85 | 2010-11 |
| 1985-86 | 2011-12 |
| 1986-87 |         |

# 31

## WESTERN CONFERENCE CHAMPIONSHIPS

|          |          |         |
|----------|----------|---------|
| 1948-49* | 1967-68* | 1987-88 |
| 1949-50* | 1968-69* | 1988-89 |
| 1951-52* | 1969-70* | 1990-91 |
| 1952-53* | 1971-72  | 1999-00 |
| 1953-54* | 1972-73  | 2000-01 |
| 1958-59* | 1979-80  | 2001-02 |
| 1961-62* | 1981-82  | 2003-04 |
| 1962-63* | 1982-83  | 2007-08 |
| 1964-65* | 1983-84  | 2008-09 |
| 1965-66* | 1984-85  | 2009-10 |
|          | 1986-87  |         |

# 16

## NBA CHAMPIONSHIPS

|       |      |
|-------|------|
| 1949* | 1985 |
| 1950* | 1987 |
| 1952* | 1988 |
| 1953* | 2000 |
| 1954* | 2001 |
| 1972  | 2002 |
| 1980  | 2009 |
| 1982  | 2010 |

\* Franchise located in Minneapolis.

\* Western Division ... Above also represents  
NBA Finals appearances

## NBA CHAMPIONSHIPS WON BY FRANCHISE

|               |           |           |   |            |   |
|---------------|-----------|-----------|---|------------|---|
| Boston        | 17        | Detroit   | 3 | Dallas     | 1 |
| <b>LAKERS</b> | <b>16</b> | Miami     | 3 | Milwaukee  | 1 |
| Chicago       | 6         | Houston   | 2 | Portland   | 1 |
| San Antonio   | 5         | New York  | 2 | Sacramento | 1 |
| Golden State  | 4         | Atlanta   | 1 | Seattle    | 1 |
| Philadelphia  | 3         | Cleveland | 1 | Washington | 1 |

## LAKERS ALL-TIME WIN/LOSS RECORD

|                 | Regular Season          | Playoffs              |
|-----------------|-------------------------|-----------------------|
| Minneapolis     | 457-382 (.514)          | 65-39 (.625)          |
| Los Angeles     | 2778-1752 (.613)        | 373-257 (.592)        |
| <b>All-Time</b> | <b>3235-2134 (.603)</b> | <b>438-296 (.597)</b> |
| GW Forum        | 968-313 (.756)          | 138-49 (.738)         |
| STAPLES Center  | 463-226 (.672)          | 80-21 (.792)          |

## LAKERS ALL-TIME COACHING SUMMARY

|                      | Titles | REGULAR SEASON |      | PLAYOFFS |      | TOTAL   |      |
|----------------------|--------|----------------|------|----------|------|---------|------|
|                      |        | W-L            | Pct. | W-L      | Pct. | W-L     | Pct. |
| John Kundla*         | 5      | 423-302        | .583 | 60-35    | .632 | 483-337 | .589 |
| George Mikan*        | 0      | 9-30           | .231 | -        | -    | 9-30    | .231 |
| John Castellani*     | 0      | 11-25          | .306 | -        | -    | 11-25   | .306 |
| Jim Pollard*         | 0      | 14-25          | .359 | 5-4      | .556 | 19-29   | .396 |
| Fred Schaus          | 0      | 315-245        | .563 | 33-38    | .465 | 348-283 | .552 |
| Bill van Breda Kolff | 0      | 107-57         | .652 | 21-12    | .636 | 128-69  | .650 |
| Joe Mullaney         | 0      | 94-70          | .573 | 16-14    | .533 | 110-84  | .567 |
| Bill Sharman         | 1      | 246-164        | .600 | 22-15    | .595 | 268-179 | .600 |
| Jerry West           | 0      | 145-101        | .589 | 8-14     | .364 | 153-115 | .571 |
| Jack McKinney        | 0      | 10-4           | .714 | -        | -    | 10-4    | .714 |
| Paul Westhead        | 1      | 111-50         | .689 | 13-6     | .684 | 124-56  | .689 |
| Pat Riley            | 4      | 533-194        | .733 | 102-47   | .685 | 635-241 | .725 |
| Mike Dunleavy        | 0      | 101-63         | .616 | 13-10    | .565 | 114-73  | .610 |
| Randy Pfund          | 0      | 66-80          | .452 | 2-3      | .400 | 68-83   | .450 |
| Bill Bertka          | 0      | 2-1            | .667 | -        | -    | 2-1     | .667 |
| Earvin Johnson       | 0      | 5-11           | .313 | -        | -    | 5-11    | .313 |
| Del Harris           | 0      | 224-116        | .659 | 17-19    | .472 | 241-135 | .641 |
| Kurt Rambis          | 0      | 24-13          | .658 | 3-5      | .375 | 28-18   | .609 |
| Phil Jackson         | 5      | 610-292        | .676 | 118-63   | .652 | 728-355 | .672 |
| Rudy Tomjanovich     | 0      | 24-19          | .558 | -        | -    | 24-19   | .558 |
| Frank Hamblen        | 0      | 10-29          | .256 | -        | -    | 10-29   | .256 |
| Mike Brown           | 0      | 42-29          | .592 | 5-7      | .417 | 47-36   | .566 |
| Bernie Bickerstaff   | 0      | 4-1            | .800 | -        | -    | 4-1     | .800 |
| Mike D'Antoni        | 0      | 67-87          | .435 | 0-4      | .000 | 67-91   | .424 |
| Byron Scott          | 0      | 38-126         | .232 | -        | -    | 38-126  | .232 |



\* Minneapolis





# LAKERS HONOR ROLL

## LAKERS ALL-STARS / TIMES SELECTED

|                  |    |                  |   |               |   |                 |   |                  |   |
|------------------|----|------------------|---|---------------|---|-----------------|---|------------------|---|
| Kobe Bryant      | 18 | James Worthy     | 7 | George Miikan | 4 | Eddie Jones     | 2 | Dwight Howard    | 1 |
| Jerry West       | 14 | Vern Mikkelsen   | 6 | Jim Pollard   | 4 | Jamaal Wilkes   | 2 | Darall Imhoff    | 1 |
| K. Abdul-Jabbar  | 13 | Slater Martin    | 5 | Pau Gasol     | 3 | Andrew Bynum    | 1 | Clyde Lovellette | 1 |
| Earvin Johnson   | 12 | Wilt Chamberlain | 4 | Rudy LaRusso  | 3 | Cedric Ceballos | 1 | Norm Nixon       | 1 |
| Elgin Baylor     | 11 | Gail Goodrich    | 4 | Larry Foust   | 2 | Archie Bakall   | 1 | Frank Selvy      | 1 |
| Shaquille O'Neal | 7  | Dick Garmaker    | 4 | Rod Hundley   | 2 | A.C. Green      | 1 | Nick Van Exel    | 1 |

## ALL-STAR GAME YEAR-BY-YEAR

|         |                |  |
|---------|----------------|--|
| 1950-51 | Boston         | Mikan (12 pts, 11 rebs), Mikkelsen (11 pts, 9 rebs), Pollard (4 pts, 5 ast)                            |
| 1951-52 | Boston         | Mikan (26 pts, 15 rebs), Mikkelsen (12 pts, 10 rebs), Pollard (4 pts, 11 rebs, 5 ast)                  |
| 1952-53 | Ft. Wayne      | Martin (5 pts, 2 rebs), <b>Mikan*</b> (22 pts, 16 rebs), Mikkelsen (6 pts, 6 rebs)                     |
| 1953-54 | New York       | Martin (2 pts, 3 ast), Mikan (18 pts, 9 rebs), Pollard (23 pts)  |
| 1954-55 | New York       | Martin (5 pts, 5 ast), Mikkelsen (16 pts, 9 rebs), Pollard (17 pts, 4 rebs)                            |
| 1955-56 | Rochester      | Lovellette (7 pts, 10 rebs), Martin (9 pts, 7 ast), Mikkelsen (16 pts, 9 rebs)                         |
| 1956-57 | Boston         | Garmaker (10 pts, 7 rebs), Martin (8 pts, 3 ast), Mikkelsen (6 pts, 9 rebs)                            |
| 1957-58 | St. Louis      | Foust (10 pts, 3 rebs), Garmaker (5 pts, 6 rebs)   |
| 1958-59 | Detroit        | <b>Baylor*</b> (24 pts, 11 rebs), Foust (8 pts, 9 rebs), Garmaker (5 pts, 2 rebs)                      |
| 1959-60 | Philadelphia   | Baylor (25 pts, 13 rebs), Garmaker (11 pts, 4 rebs), Hundley (10 pts, 3 rebs)                          |
| 1960-61 | Syracuse       | Baylor (15 pts, 10 rebs), Hundley (14 pts), West (9 pts)   |
| 1961-62 | St. Louis      | Baylor (32 pts, 9 rebs) LaRusso (DNP), Selvy (4 rebs), West (18 pts)                                   |
| 1962-63 | Los Angeles    | Baylor (17 pts, 14 rebs, 7ast), LaRusso (6 pts), West (13 pts, 7 rebs, 5 ast)                          |
| 1963-64 | Boston         | Baylor (15 pts, 8 rebs, 5 ast), West (17 pts, 5 ast)   |
| 1964-65 | St. Louis      | Baylor (18 pts, 7 rebs), West (20 pts 5 rebs, 6 ast)   |
| 1965-66 | Cincinnati     | LaRusso (11 pts), West (4 pts)   |
| 1966-67 | San Francisco  | Baylor (20 pts, 5 rebs, 5 ast), Imhoff (7 rebs), West (16 pts, 6 ast)                                  |
| 1967-68 | New York       | Baylor (22 pts, 6 rebs), Clark (17 pts), West (17 pts, 6 rebs, 6ast)                                   |
| 1968-69 | Baltimore      | Baylor (21 pts, 9 rebs, 5 ast), Chamberlain (4 pts, 12 rebs), West (DNP-Injured)                       |
| 1969-70 | Philadelphia   | Baylor (9 pts, 7 rebs), West (22 pts, 5 rebs, 5 ast)   |
| 1970-71 | San Diego      | Chamberlain (2 pts, 8rebs, 5ast), West (5 pts, 9 ast)  |
| 1971-72 | Los Angeles    | Chamberlain (8 pts, 10 rebs), Goodrich (4 pts), <b>West*</b> (13 pts, 6 rebs, 5 ast)                   |
| 1972-73 | Chicago        | Chamberlain (2 pts, 7 rebs), Goodrich (2 pts), West (6 pts)  |
| 1973-74 | Seattle        | Goodrich (18 pts, 6 ast), West (DNP-Injured)   |
| 1974-75 | Phoenix        | Goodrich (4 pts, 4 ast)  |
| 1975-76 | Philadelphia   | Abdul-Jabbar (22 pts, 15 rebs)   |
| 1976-77 | Milwaukee      | Abdul-Jabbar (21 pts)  |
| 1977-78 | Atlanta        | NONE   |
| 1978-79 | Detroit        | Abdul-Jabbar (11 pts, 8 rebs)  |
| 1979-80 | Landover       | Abdul-Jabbar (17 pts, 16 rebs, 9 ast), Johnson (12 pts)  |
| 1980-81 | Cleveland      | Abdul-Jabbar (15 pts, 6 rebs, 4 ast), Wilkes (15 pts, 8 rebs, 3 ast)                                   |
| 1981-82 | E. Rutherford  | Abdul-Jabbar (2 pts, 3 rebs, 1 ast), Johnson (16 pts, 4 rebs, 7 ast), Nixon (14 pts, 2 ast)            |
| 1982-83 | Los Angeles    | Abdul-Jabbar (20 pts, 6 rebs, 5 ast), Johnson (17 pts, 5 rebs, 16 ast), Wilkes (10 pts, 2 rebs, 2 ast) |
| 1983-84 | Denver         | Abdul-Jabbar (25 pts, 13 rebs, 2 ast), Johnson (15 pts, 9 rebs, 22 ast)                                |
| 1984-85 | Indianapolis   | Abdul-Jabbar (11 pts, 6 rebs), Johnson (21 pts, 15 ast)  |
| 1985-86 | Dallas         | Abdul-Jabbar (21 pts, 7 rebs), Johnson (6 pts, 15 ast), Worthy (20 pts)                                |
| 1986-87 | Seattle        | Abdul-Jabbar (10 pts, 8 rebs), Johnson (9 pts, 7 rebs, 13 ast), Worthy (22 pts, 8 rebs)                |
| 1987-88 | Chicago        | Abdul-Jabbar (10 pts, 4 rebs), Johnson (17 pts, 6 rebs, 19 ast), Worthy (4 pts, 3 rebs)                |
| 1988-89 | Houston        | Abdul-Jabbar (4 pts, 3 rebs), Johnson (DNP-Injured), Worthy (8 pts, 2 rebs)                            |
| 1989-90 | Miami          | Green (3 rebs), <b>Johnson*</b> (22 pts, 6 rebs), Worthy (2 pts, 4 rebs)                               |
| 1990-91 | Charlotte      | Johnson (16 pts, 4 rebs, 3 ast), Worthy (9 pts, 2 rebs)  |
| 1991-92 | Orlando        | <b>Johnson*</b> (25 pts, 5 rebs, 9 ast), Worthy (9 pts, 4 rebs)  |
| 1992-93 | Salt Lake City | NONE   |
| 1993-94 | Minneapolis    | NONE   |
| 1994-95 | Phoenix        | Ceballos (DNP - Injured)   |
| 1995-96 | San Antonio    | NONE   |
| 1996-97 | Cleveland      | Jones (10 pts, 1 reb, 1 ast), O'Neal (DNP-Injured)   |
| 1997-98 | New York       | Bryant (18 pts, 6 rebs), Jones (15 pts, 11 rebs), O'Neal (12 pts, 4 rebs), Van Exel (13 pts, 2 ast)    |
| 1998-99 | NO GAME        |  |
| 1999-00 | Oakland        | Bryant (15 pts, 3 ast), <b>O'Neal*</b> (22 pts, 9 rebs)  |
| 2000-01 | Washington, DC | Bryant (19 pts, 7 rebs, 4 ast), O'Neal (DNP-Injured)   |
| 2001-02 | Philadelphia   | <b>Bryant*</b> (31 pts, 5 rebs, 5 ast), O'Neal (DNP-Injured)   |
| 2002-03 | Atlanta        | Bryant (22 pts, 7 rebs, 6 ast), O'Neal (19 pts, 13 rebs)   |
| 2003-04 | Los Angeles    | Bryant (20 pts, 4 rebs, 4 ast, 5 stl), <b>O'Neal*</b> (24 pts, 11 rebs)                                |
| 2004-05 | Denver         | Bryant (16 points, 6 rebs, 7 ast, 3 stl)   |
| 2005-06 | Houston        | Bryant (8 points, 7 rebs, 8 ast, 3 stl)  |
| 2006-07 | Las Vegas      | <b>Bryant*</b> (31 pts, 5 rebs, 6 ast, 4 stl)  |
| 2007-08 | New Orleans    | Bryant (1 reb, 3 min)  |
| 2008-09 | Phoenix        | <b>Bryant*</b> (27 pts, 4 rebs, 4 ast, 4 stl), Gasol (14 pts, 8 rebs)                                  |
| 2009-10 | Dallas         | Bryant (DNP - Injured), Gasol (13 pts, 6 rebs, 1 stl)  |
| 2010-11 | Los Angeles    | <b>Bryant*</b> (37 pts, 14 rebs, 3 ast, 3 stl), Gasol (17 pts, 7 rebs, 2 ast, 2 blk)                   |
| 2011-12 | Orlando        | Bryant (27 pts, 1 reb, 1 ast, 2 stl), Bynum (3 rebs, 1 ast, 1 blk)                                     |
| 2012-13 | Houston        | Bryant (9 pts, 4 reb, 8 ast, 2 stl, 2 blk), Howard (9 pts, 7 reb)                                      |
| 2013-14 | New Orleans    | Bryant (DNP - Injured)   |
| 2014-15 | New York       | Bryant (DNP - Injured)   |
| 2015-16 | Toronto        | Bryant (10 pts, 6 reb, 7 ast, 1 stl)   |





**ALL-STAR WEEKEND ROOKIE GAME /  
ROOKIE-SOPHOMORE GAME PARTICIPANTS**

|         |                     |   |
|---------|---------------------|---|
| 1993-94 | Nick Van Exel       | 6 assists                               |
| 1994-95 | <b>Eddie Jones*</b> | 25 points, 4 rebounds, 6 steals         |
| 1996-97 | Kobe Bryant         | 31 points, 8 rebounds, 3 assists        |
|         | Derek Fisher        | 16 points, 6 assists                    |
|         | Travis Knight       | 9 points, 4 assists                     |
| 2006-07 | Jordan Farmar       | 12 points, 2 steals                     |
|         | Andrew Bynum        | 7 points, 4 rebounds                    |
| 2007-08 | Jordan Farmar       | 17 points, 12 assists, 4 steals         |
| 2015-16 | Jordan Clarkson     | 25 points, 5 rebounds, 5 assists, 4 st. |
|         | D'Angelo Russell    | 22 points, 7 assists, 2 steals          |

\* MVP

**ALL-STAR WEEKEND THREE-POINT  
SHOOTOUT PARTICIPANTS**

|         |                |
|---------|----------------|
| 1986-87 | Byron Scott    |
|         | Michael Cooper |
| 1987-88 | Byron Scott    |

**ALL-STAR WEEKEND SLAM DUNK  
PARTICIPANTS**

|         |                     |
|---------|---------------------|
| 1983-84 | Michael Cooper      |
| 1994-95 | Antonio Harvey      |
| 1996-97 | <b>Kobe Bryant*</b> |
| 2009-10 | Shannon Brown       |

\* Champion

**ALL-STAR GAME HEAD COACHES**

|              |     |  |
|--------------|-----|--|
| Pat Riley    | (8) | 1982, 1983, 1985, 1986, 1987, 1988, 1989, 1990 |
| Fred Schaus  | (4) | 1963, 1964, 1966, 1967                         |
| Bill Sharman | (2) | 1972, 1973                                     |
| Phil Jackson | (2) | 2000, 2009                                     |

**NBA ROOKIE OF THE YEAR**

|              |         |
|--------------|---------|
| Elgin Baylor | 1958-59 |
|--------------|---------|

**ALL-NBA FIRST TEAM**

|                     |      |  |
|---------------------|------|--|
| Kobe Bryant         | (11) | 2002, 2003, 2004, 2006, 2007, 2008, 2009, 2010, 2011, 2012, 2013 |
| Elgin Baylor        | (10) | 1959, 1960, 1961, 1962, 1963, 1964, 1965, 1967, 1968, 1969       |
| Jerry West          | (10) | 1962, 1963, 1964, 1965, 1966, 1967, 1970, 1971, 1972, 1973       |
| Earvin Johnson      | (9)  | 1983, 1984, 1985, 1986, 1987, 1988, 1989, 1990, 1991             |
| Kareem Abdul-Jabbar | (6)  | 1976, 1977, 1980, 1981, 1984, 1986                               |
| George Mikan        | (6)  | 1949, 1950, 1951, 1952, 1953, 1954                               |
| Shaquille O'Neal    | (6)  | 1998, 2000, 2001, 2002, 2003, 2004                               |
| Jim Pollard         | (2)  | 1949, 1950   |
| Gail Goodrich       | (1)  | 1974   |

**ALL-NBA SECOND TEAM**

|                     |     |                        |
|---------------------|-----|------------------------|
| Kareem Abdul-Jabbar | (4) | 1978, 1979, 1983, 1985 |
| Vern Mikkelsen      | (4) | 1951, 1952, 1953, 1955 |
| Kobe Bryant         | (2) | 2000, 2001             |
| Jim Pollard         | (2) | 1952, 1954             |
| Slater Martin       | (2) | 1955, 1956             |
| Jerry West          | (2) | 1968, 1969             |
| Andrew Bynum        | (1) | 2012                   |
| Wilt Chamberlain    | (1) | 1972                   |
| Dick Garmaker       | (1) | 1957                   |
| Pau Gasol           | (1) | 2011                   |
| Earvin Johnson      | (1) | 1982                   |
| Clyde Lovellette    | (1) | 1956                   |
| Shaquille O'Neal    | (1) | 1999                   |

**ALL-NBA THIRD TEAM**

|                  |     |            |
|------------------|-----|------------|
| Kobe Bryant      | (2) | 1999, 2005 |
| Pau Gasol        | (2) | 2009, 2010 |
| James Worthy     | (2) | 1990, 1991 |
| Dwight Howard    | (1) | 2013       |
| Shaquille O'Neal | (1) | 1997       |

**NBA MOST VALUABLE PLAYER**

|                     |     |                  |
|---------------------|-----|------------------|
| Kareem Abdul-Jabbar | (3) | 1976, 1977, 1980 |
| Earvin Johnson      | (3) | 1987, 1989, 1990 |
| Shaquille O'Neal    | (1) | 2000             |
| Kobe Bryant         | (1) | 2008             |

**NBA FINALS MOST VALUABLE PLAYER**

|                     |     |                  |
|---------------------|-----|------------------|
| Earvin Johnson      | (3) | 1980, 1982, 1987 |
| Shaquille O'Neal    | (3) | 2000, 2001, 2002 |
| Kobe Bryant         | (2) | 2009, 2010       |
| Jerry West          | (1) | 1969             |
| Wilt Chamberlain    | (1) | 1972             |
| Kareem Abdul-Jabbar | (1) | 1985             |
| James Worthy        | (1) | 1988             |

**NBA COACH OF THE YEAR**

|              |     |         |
|--------------|-----|---------|
| Bill Sharman | (1) | 1971-72 |
| Pat Riley    | (1) | 1989-90 |
| Del Harris   | (1) | 1994-95 |

**NBA DEFENSIVE PLAYER OF THE YEAR**

|                |         |
|----------------|---------|
| Michael Cooper | 1986-87 |
|----------------|---------|

**NBA ALL-DEFENSIVE FIRST TEAM**

|                     |     |  |
|---------------------|-----|--|
| Kobe Bryant         | (9) | 2000, 2003, 2004, 2006, 2007, 2008, 2009, 2010, 2011 |
| Michael Cooper      | (5) | 1982, 1984, 1985, 1987, 1988                         |
| Jerry West          | (4) | 1970, 1971, 1972, 1973                               |
| Kareem Abdul-Jabbar | (3) | 1979, 1980, 1981                                     |
| Wilt Chamberlain    | (2) | 1972, 1973   |

**NBA ALL-DEFENSIVE SECOND TEAM**

|                     |     |                        |
|---------------------|-----|------------------------|
| Kareem Abdul-Jabbar | (4) | 1976, 1977, 1978, 1984 |
| Kobe Bryant         | (3) | 2001, 2002, 2012       |
| Michael Cooper      | (3) | 1981, 1983, 1986       |
| Shaquille O'Neal    | (3) | 2000, 2001, 2003       |
| Eddie Jones         | (2) | 1998, 1999             |
| A.C Green           | (1) | 1989                   |
| Jim Price           | (1) | 1974                   |
| Jerry West          | (1) | 1969                   |

**NBA SIXTH MAN OF THE YEAR**

|            |         |
|------------|---------|
| Lamar Odom | 2010-11 |
|------------|---------|

**NBA EXECUTIVE OF THE YEAR**

|            |         |
|------------|---------|
| Jerry West | 1994-95 |
|------------|---------|

**J. WALTER KENNEDY CITIZENSHIP AWARD**

|                   |         |
|-------------------|---------|
| Michael Cooper    | 1985-86 |
| Earvin Johnson    | 1991-92 |
| Metta World Peace | 2010-11 |
| Pau Gasol         | 2011-12 |

**KIA COMMUNITY ASSIST AWARD**

|           |         |
|-----------|---------|
| Pau Gasol | 2011-12 |
|-----------|---------|





# LAKERS HONOR ROLL

## NBA ALL-ROOKIE TEAM

|                |         |                 |         |
|----------------|---------|-----------------|---------|
| Bill Hewitt    | 1968-69 | James Worthy    | 1982-83 |
| Dick Garrett   | 1969-70 | Byron Scott     | 1983-84 |
| Jim Price      | 1972-73 | Vlade Divac     | 1989-90 |
| Brian Winters  | 1974-75 | Eddie Jones     | 1994-95 |
| Norm Nixon     | 1977-78 | Jordan Clarkson | 2014-15 |
| Earvin Johnson | 1979-80 |                 |         |

## NBA ALL-ROOKIE SECOND TEAM

|               |         |                  |         |
|---------------|---------|------------------|---------|
| Nick Van Exel | 1993-94 | Travis Knight    | 1996-97 |
| Kobe Bryant   | 1996-97 | D'Angelo Russell | 2015-16 |

## BASKETBALL HALL OF FAME (INDUCTION YEAR)

|                                       |             |
|---------------------------------------|-------------|
| George Mikan                          | 1959        |
| Elgin Baylor                          | 1977        |
| Jim Pollard                           | 1978        |
| Wilt Chamberlain                      | 1979        |
| Pete Newell (contributor)             | 1979, 2010* |
| Jerry West                            | 1980, 2010* |
| Slater Martin                         | 1982        |
| Clyde Lovellette                      | 1988        |
| Connie Hawkins                        | 1992        |
| John Kundla (coach)                   | 1995        |
| Vern Mikkelsen                        | 1995        |
| Kareem Abdul-Jabbar                   | 1995        |
| Gail Goodrich                         | 1996        |
| Bob McAdoo                            | 2000        |
| Earvin Johnson                        | 2002, 2010^ |
| Chick Hearn (contributor)             | 2003        |
| James Worthy                          | 2003        |
| Bill Sharman (coach)                  | 2004        |
| Phil Jackson (coach)                  | 2007        |
| Adrian Dantley                        | 2008        |
| Pat Riley (coach)                     | 2008        |
| Dr. Jerry Buss (contributor)          | 2010        |
| Karl Malone                           | 2010, 2010^ |
| Bob Boozer (1960 US Olympic Team)     | 2010        |
| Darrall Imhoff (1960 US Olympic Team) | 2010        |
| Dennis Rodman                         | 2011        |
| Tex Winter (coach)                    | 2011        |
| Jamaal Wilkes                         | 2012        |
| Gary Payton                           | 2013        |
| Mitch Richmond                        | 2014        |
| Spencer Haywood                       | 2015        |
| Zelmo Beaty                           | 2016        |
| Shaquille O'Neal                      | 2016        |

## US OLYMPIC BASKETBALL TEAM MEMBERS

|                  |            |                  |      |
|------------------|------------|------------------|------|
| Kobe Bryant      | 2008, 2012 | Adrian Dantley   | 1976 |
| Lamar Odom       | 2004       | Mitch Kupchak    | 1976 |
| Gary Payton      | 2000, 1996 | Jim Brewer       | 1972 |
| Karl Malone      | 1996, 1992 | Dwight Jones     | 1972 |
| Shaquille O'Neal | 1996       | Spencer Haywood  | 1968 |
| Earvin Johnson   | 1992       | Charlie Scott    | 1968 |
| J.R. Reid        | 1988       | Jim Barnes       | 1964 |
| Mitch Richmond   | 1988       | Mel Counts       | 1964 |
| Joe Kleine       | 1984       | Walt Hazzard     | 1964 |
| Sam Perkins      | 1984       | Bob Boozer       | 1960 |
| Sam Bowie        | 1980       | Darrall Imhoff   | 1960 |
| Kenny Carr       | 1976       | Jerry West       | 1960 |
|                  |            | Clyde Lovellette | 1952 |

## NBA COACH OF THE MONTH

|               |     |   |
|---------------|-----|---|
| Pat Riley     | (5) | December 1988, November 1986, November 1985, March 1985, January 1983 |
| Phil Jackson  | (3) | November 2001, February 2000, December 1999                           |
| Mike Dunleavy | (2) | November 1991, January 1991   |
| Del Harris    | (1) | April 1998  |

## NBA PLAYER OF THE WEEK (WEEK ENDING...)

|                     |      |   |
|---------------------|------|---|
| Magic Johnson       | (18) | 4/7/91, 4/15/90, 1/1/89, 12/4/88, 12/13/87, 4/5/87, 3/22/87, 3/8/87, 2/15/87, 12/21/86, 3/9/86, 2/17/85, 2/26/84, 11/13/83, 4/10/83, 3/13/83, 3/16/80, 11/11/79 |
| Kareem Abdul-Jabbar | (7)  | 3/24/85, 4/8/84, 2/12/84, 2/28/82, 12/21/80, 2/17/80, 12/9/79   |
| Shaquille O'Neal    | (7)  | 4/8/01, 3/12/00, 2/20/00, 12/15/99, 3/22/98, 11/16/97, 12/15/96   |
| Kobe Bryant         | (2)  | 12/24/00, 4/16/00   |
| Cedric Ceballos     | (2)  | 11/19/95, 12/25/94  |
| Vlade Divac         | (1)  | 3/26/95   |
| Byron Scott         | (1)  | 1/10/88   |

## NBA PLAYER OF THE MONTH

|                     |     |   |
|---------------------|-----|---|
| Shaquille O'Neal    | (7) | April 2001, March 2000, February 2000, November 1999, April 1998, January 1998, December 1996 |
| Magic Johnson       | (6) | February 1990, March 1987, December 1986, February 1985, November 1983, October 1983          |
| Kareem Abdul-Jabbar | (2) | March 1984, December 1979   |
| Kobe Bryant         | (1) | December 2000   |
| Cedric Ceballos     | (1) | December 1994   |
| Eddie Jones         | (1) | November 1997   |

## WESTERN CONF. PLAYER OF THE WEEK (WEEK ENDING...)

|                  |      |  |
|------------------|------|--|
| Kobe Bryant      | (31) | 4/14/13, 3/10/13, 2/24/13 1/15/12, 1/8/12, 3/27/11, 12/27/09, 12/20/09, 1/12/09, 3/16/09, 1/12/09, 12/29/08, 1/13/08, 3/2/08, 4/6/08, 3/25/07, 3/18/07, 4/16/06, 1/22/06, 12/25/05, 12/18/05, 11/13/05, 3/22/04, 2/17/04, 2/23/03, 2/2/03, 1/12/03, 12/8/02, 11/3/02, 1/20/02, 11/4/01 |
| Shaquille O'Neal | (7)  | 3/15/04, 12/1/03, 4/6/03, 3/9/03, 3/10/02, 2/24/02, 2/3/02   |
| Pau Gasol        | (4)  | 10/31/10, 3/21/10, 2/23/09, 2/9/09   |
| Andrew Bynum     | (3)  | 4/15/12, 3/18/12, 1/26/09  |

## WESTERN CONF. PLAYER OF THE MONTH

|                  |      |  |
|------------------|------|--|
| Kobe Bryant      | (15) | February 2013, January 2012, March 2011, December 2009, January 2009, December 2008, February 2008, April 2008, March 2007, December 2006, April 2006, January 2006, March 2004, January 2003, November 2001 |
| Pau Gasol        | (1)  | February 2009  |
| Shaquille O'Neal | (1)  | March 2003   |

## WESTERN CONF. COACH OF THE MONTH

|               |     |  |
|---------------|-----|--|
| Phil Jackson  | (5) | March 2011, November 2009, April 2008, November 2003, April 2003 |
| Mike D'Antoni | (1) | April 2013   |

## WESTERN CONF. ROOKIE OF THE MONTH

|                 |     |            |
|-----------------|-----|------------|
| Jordan Clarkson | (1) | March 2015 |
|-----------------|-----|------------|



# REGULAR SEASON INDIVIDUAL RECORDS



## MOST POINTS

|         |        |             |         |           |
|---------|--------|-------------|---------|-----------|
| Game    | 81     | Kobe Bryant | vs. TOR | 1/22/06   |
| Half    | 55     | Kobe Bryant | vs. TOR | 1/22/06   |
| Quarter | 30     | Kobe Bryant | vs. UTA | 11/30/06  |
|         | 30     | Kobe Bryant | vs. DAL | 12/20/05  |
| Season  | 2,832  | Kobe Bryant |         | 2005-06   |
| Career  | 33,643 | Kobe Bryant |         | 1996-2016 |

## MOST FG MADE

|         |        |                  |         |           |
|---------|--------|------------------|---------|-----------|
| Game    | 29     | Wilt Chamberlain | vs. PHX | 2/9/69    |
| Half    | 18     | Kobe Bryant      | vs. TOR | 1/22/06   |
| Quarter | 11     | Kobe Bryant      | vs. TOR | 1/22/06   |
|         | 11     | Kobe Bryant      | at SEA  | 2/2/99    |
| Season  | 1,029  | Elgin Baylor     |         | 1962-63   |
| Career  | 11,719 | Kobe Bryant      |         | 1996-2016 |

## MOST FG ATTEMPTED

|         |        |              |         |           |
|---------|--------|--------------|---------|-----------|
| Game    | 55     | Elgin Baylor | vs. PHI | 12/2/61   |
| Half    | 30     | Kobe Bryant  | vs. UTA | 4/13/16   |
| Quarter | 18     | Elgin Baylor | at NYK  | 11/15/60  |
| Season  | 2,273  | Elgin Baylor |         | 1962-63   |
| Career  | 26,200 | Kobe Bryant  |         | 1996-2016 |

## HIGHEST FG %

|        |       |                                  |         |         |
|--------|-------|----------------------------------|---------|---------|
| Game   | 1.000 | Wilt Chamberlain (14-14)         | vs. DET | 3/11/69 |
| Season | .727* | Wilt Chamberlain (min. 300 FGM)  |         | 1972-73 |
| Career | .605  | Wilt Chamberlain (min. 2000 FGM) |         | 1969-73 |

## MOST FREE THROWS MADE

|             |       |               |        |           |
|-------------|-------|---------------|--------|-----------|
| Game        | 25    | Dwight Howard | at ORL | 3/12/13   |
| Half        | 17    | Kobe Bryant   | at CLE | 1/30/01   |
| Quarter     | 14    | Kobe Bryant   | at UTA | 2/26/07   |
| Consecutive | 62    | Kobe Bryant   |        | 2005-06   |
| Season      | 840*  | Jerry West    |        | 1965-66   |
| Career      | 8,378 | Kobe Bryant   |        | 1996-2016 |

## MOST FREE THROWS ATTEMPTED

|         |        |                  |        |           |
|---------|--------|------------------|--------|-----------|
| Game    | 39*    | Dwight Howard    | at ORL | 3/12/13   |
| Half    | 20     | Dwight Howard    | at ORL | 3/12/13   |
|         | 20     | Shaquille O'Neal | at GSW | 3/14/02   |
| Quarter | 17     | Dwight Howard    | at ORL | 3/12/13   |
| Season  | 977    | Jerry West       |        | 1965-66   |
| Career  | 10,011 | Kobe Bryant      |        | 1996-2016 |

## FREE THROW % (MIN. 18 ATT.)

|              |       |                               |         |          |
|--------------|-------|-------------------------------|---------|----------|
| Highest Game | 1.000 | Kobe Bryant (20-20)           | at NYK  | 2/2/09   |
|              | 1.000 | Kobe Bryant (18-18)           | at POR  | 4/10/13  |
|              | 1.000 | Earvin Johnson (18-18)        | vs. UTA | 4/11/91  |
|              | 1.000 | Jerry West (18-18)            | vs. NYK | 11/9/69  |
|              | 1.000 | Jerry West (18-18)            | vs. DET | 11/10/65 |
| Season       | .9112 | Earvin Johnson (min. 125 FTM) |         | 1988-89  |
| Career       | .877  | Cazzie Russell (min. 200 FTM) |         | 1974-77  |

## MOST 3-PT FG MADE

|         |       |               |         |           |
|---------|-------|---------------|---------|-----------|
| Game    | 12*   | Kobe Bryant   | vs. SEA | 1/7/03    |
| Half    | 8*    | Kobe Bryant   | vs. WAS | 3/28/03   |
| Quarter | 6     | Kobe Bryant   | vs. SEA | 1/7/03    |
| Season  | 183   | Nick Van Exel |         | 1994-95   |
| Career  | 1,827 | Kobe Bryant   |         | 1996-2016 |

## MOST 3-PT FG ATTEMPTED

|         |       |               |         |           |
|---------|-------|---------------|---------|-----------|
| Game    | 21    | Kobe Bryant   | vs. UTA | 4/13/16   |
| Half    | 13*   | Sasha Vujacic | vs. MEM | 3/28/08   |
| Quarter | n/a   | -             | -       | -         |
| Season  | 518   | Kobe Bryant   |         | 2005-06   |
| Career  | 5,546 | Kobe Bryant   |         | 1996-2016 |

## 3-PT FIELD GOAL % (MIN. 6 ATT.)

|        |       |                                     |         |          |
|--------|-------|-------------------------------------|---------|----------|
| Game   | 1.000 | Kobe Bryant (7-7)                   | vs. PHI | 1/6/06   |
|        | 1.000 | Nick Van Exel (6-6)                 | vs. VAN | 11/16/97 |
| Season | .441  | Vladimir Radmanovic (min. 55 3FGM)  |         | 2008-09  |
| Career | .400  | Vladimir Radmanovic (min. 250 3FGA) |         | 2006-09  |

## MOST REBOUNDS

|         |        |                  |         |          |
|---------|--------|------------------|---------|----------|
| Game    | 42     | Wilt Chamberlain | vs. BOS | 3/7/69   |
| Half    | 27     | Wilt Chamberlain | vs. BOS | 3/7/69   |
| Quarter | 14     | Happy Hairston   | vs. PHI | 11/15/74 |
|         | 14     | Wilt Chamberlain | vs. BOS | 3/7/69   |
|         | 14     | Gene Wiley       | vs. NYK | 11/5/62  |
| Season  | 1,712  | Wilt Chamberlain |         | 1968-69  |
| Career  | 11,463 | Elgin Baylor     |         | 1959-72  |

## MOST OFFENSIVE REBOUNDS (SINCE 1973-74)

|         |       |                     |         |         |
|---------|-------|---------------------|---------|---------|
| Game    | 14    | Shaquille O'Neal    | at MEM  | 4/4/03  |
| Half    | 9     | Lamar Odom          | vs. PHX | 1/17/08 |
|         | 9     | Shaquille O'Neal    | at MEM  | 4/4/03  |
|         | 9     | Happy Hairston      | at CHI  | 2/16/75 |
| Quarter | n/a   | -                   | -       | -       |
| Season  | 355   | Happy Hairston      |         | 1973-74 |
| Career  | 2,494 | Kareem Abdul-Jabbar |         | 1975-89 |

## MOST DEFENSIVE REBOUNDS (SINCE 1973-74)

|         |        |                     |         |          |
|---------|--------|---------------------|---------|----------|
| Game    | 29*    | Kareem Abdul-Jabbar | vs. DET | 12/14/75 |
| Half    | n/a    | -                   | -       | -        |
| Quarter | 13*    | Happy Hairston      | vs. PHI | 11/15/74 |
| Season  | 1,111* | Kareem Abdul-Jabbar |         | 1975-76  |
| Career  | 7,785  | Kareem Abdul-Jabbar |         | 1975-89  |

## MOST ASSISTS

|         |        |                |         |            |
|---------|--------|----------------|---------|------------|
| Game    | 24     | Earvin Johnson | vs. DEN | 11/17/89   |
|         | 24     | Earvin Johnson | at PHX  | 1/9/90     |
| Half    | 18     | Earvin Johnson | vs. SEA | 2/21/84    |
| Quarter | 12     | Earvin Johnson | vs. SEA | 2/21/84    |
| Season  | 989    | Earvin Johnson |         | 1990-91    |
| Career  | 10,141 | Earvin Johnson |         | 1979-91,96 |

## MOST STEALS (SINCE 1973-74)

|         |       |                |         |           |
|---------|-------|----------------|---------|-----------|
| Game    | 10    | Jerry West     | vs. SEA | 12/7/73   |
| Half    | 6     | Kobe Bryant    | vs. UTA | 2/13/06   |
|         | 6     | Eddie Jones    | at PHI  | 11/26/96  |
|         | 6     | Eddie Jones    | vs. BOS | 12/26/95  |
|         | 6     | Sedale Threatt | at POR  | 3/3/92    |
|         | 6     | Jerry West     | vs. SEA | 12/7/73   |
| Quarter | n/a   | -              | -       | -         |
| Season  | 208   | Earvin Johnson |         | 1981-82   |
| Career  | 1,944 | Kobe Bryant    |         | 1996-2016 |

## MOST BLOCKED SHOTS (SINCE 1973-74)

|         |       |                     |         |          |
|---------|-------|---------------------|---------|----------|
| Game    | 17*   | Elmore Smith        | vs. POR | 10/28/73 |
| Half    | 11*   | Elmore Smith        | vs. POR | 10/28/73 |
| Quarter | 6     | Elmore Smith        | vs. POR | 10/28/73 |
| Season  | 393   | Elmore Smith        |         | 1973-74  |
| Career  | 2,694 | Kareem Abdul-Jabbar |         | 1975-89  |



\* Denotes NBA Record



## REGULAR SEASON INDIVIDUAL RECORDS (OPPONENTS)

### MOST POINTS

|         |    |                  |              |         |
|---------|----|------------------|--------------|---------|
| Game    | 78 | Wilt Chamberlain | at PHI (3OT) | 12/8/61 |
|         | 72 | Wilt Chamberlain | vs. PHI      | 11/3/62 |
| Half    | 39 | Wilt Chamberlain | at PHI       | 2/7/66  |
| Quarter | 23 | Wilt Chamberlain | at PHI       | 2/7/66  |

### MOST FG MADE

|      |    |                  |              |         |
|------|----|------------------|--------------|---------|
| Game | 31 | Wilt Chamberlain | at PHI (3OT) | 12/8/61 |
|      | 29 | Wilt Chamberlain | vs. PHI      | 11/3/62 |

### MOST FG ATTEMPTED

|      |    |                  |              |         |
|------|----|------------------|--------------|---------|
| Game | 62 | Wilt Chamberlain | at PHI (3OT) | 12/8/61 |
|      | 48 | Wilt Chamberlain | vs. PHI      | 11/3/62 |

### HIGHEST FG %

|      |       |                  |        |         |
|------|-------|------------------|--------|---------|
| Game | 1.000 | Wilt Chamberlain | at PHI | 1/20/67 |
|      |       | (15-15)          |        |         |

### MOST FREE THROWS MADE

|      |    |                 |         |          |
|------|----|-----------------|---------|----------|
| Game | 24 | Frank Selvy     | vs. MIL | 12/2/54  |
|      | 22 | Oscar Robertson | at CIN  | 12/18/64 |

### MOST FREE THROWS ATTEMPTED

|      |    |                  |              |          |
|------|----|------------------|--------------|----------|
| Game | 31 | Wilt Chamberlain | at PHI (3OT) | 12/8/61  |
|      | 27 | Gilbert Arenas   | vs. WAS (OT) | 12/17/06 |
|      | 27 | Dolph Schayes    | vs. SYR      | 1/17/51  |
|      | 24 | Dwight Howard    | at HOU       | 1/8/14   |
|      | 24 | Oscar Robertson  | vs. CIN      | 12/3/65  |
|      | 24 | Walter Dukes     | vs. DET      | 11/19/60 |

### FREE THROW %

|      |       |               |         |          |
|------|-------|---------------|---------|----------|
| Game | 1.000 | Dolph Schayes | vs. SYR | 10/29/60 |
|      |       | (18-18)       |         |          |

### MOST 3-PT FG MADE

|      |    |                  |         |         |
|------|----|------------------|---------|---------|
| Game | 10 | Peja Stojackovic | vs. NOH | 11/6/07 |
|------|----|------------------|---------|---------|

### MOST 3-PT FG ATTEMPTED

|      |    |               |         |         |
|------|----|---------------|---------|---------|
| Game | 16 | Stephen Curry | at GSW  | 1/14/16 |
|      | 16 | Jason Terry   | vs. DAL | 3/15/09 |

### 3-PT FIELD GOAL % (MIN. 6 ATT.)

|      |       |                        |         |          |
|------|-------|------------------------|---------|----------|
| Game | 1.000 | Kyle Korver (6-6)      | vs. ATL | 11/3/13  |
|      | 1.000 | Bruce Bowen (6-6)      | at SAS  | 11/13/07 |
|      | 1.000 | Raja Bell (6-6)        | vs. PHX | 4/8/07   |
|      | 1.000 | Jason Richardson (6-6) | at GSW  | 12/10/02 |

### MOST REBOUNDS

|      |    |                  |        |         |
|------|----|------------------|--------|---------|
| Game | 45 | Wilt Chamberlain | at PHI | 1/21/61 |
|------|----|------------------|--------|---------|

### MOST OFFENSIVE REBOUNDS (SINCE 1973-74)

|      |    |                |        |          |
|------|----|----------------|--------|----------|
| Game | 14 | Joakim Noah    | at CHI | 12/15/09 |
|      | 14 | David Robinson | at SAS | 4/2/91   |
|      | 14 | Moses Malone   | at HOU | 4/6/82   |

### MOST DEFENSIVE REBOUNDS (SINCE 1973-74)

|      |    |                |         |          |
|------|----|----------------|---------|----------|
| Game | 22 | Truck Robinson | vs. NOJ | 11/11/77 |
|------|----|----------------|---------|----------|

### MOST ASSISTS

|         |     |               |         |         |
|---------|-----|---------------|---------|---------|
| Game    | 28  | Bob Cousy     | at BOS  | 2/27/59 |
|         | 23  | John Stockton | at UTA  | 4/12/90 |
|         | 23  | Kevin Porter  | vs. DET | 3/30/79 |
| Half    | 19* | Bob Cousy     | at BOS  | 2/27/59 |
| Quarter | 12  | Bob Cousy     | at BOS  | 2/27/59 |

### MOST STEALS (SINCE 1973-74)

|      |    |              |         |          |
|------|----|--------------|---------|----------|
| Game | 10 | Larry Steele | vs. POR | 11/16/74 |
|------|----|--------------|---------|----------|

### MOST BLOCKED SHOTS (SINCE 1973-74)

|      |    |                |         |         |
|------|----|----------------|---------|---------|
| Game | 10 | Shawn Bradley  | at DAL  | 3/4/97  |
|      | 10 | Shawn Kemp     | vs. SEA | 1/18/91 |
|      | 10 | David Robinson | vs. SAS | 2/20/90 |



# REGULAR SEASON TEAM RECORDS (HIGHS)



## **MOST POINTS**

|         |       |                |          |
|---------|-------|----------------|----------|
| Game    | 162   | vs. GSW        | 3/19/72  |
| Half    | 91    | vs. GSW        | 3/19/72  |
|         | 91    | vs. CHI        | 11/23/66 |
| Quarter | 51    | vs. NYK        | 3/25/14  |
| Season  | 9,937 | 121.2 per game | 1967-68  |

## **MOST FG MADE**

|         |       |               |         |
|---------|-------|---------------|---------|
| Game    | 69    | vs. DEN       | 4/9/82  |
|         | 69    | vs. GSW       | 3/19/72 |
| Half    | 37    | vs. GSW       | 3/19/72 |
| Quarter | 22    | vs. CHI       | 1/23/66 |
| Season  | 3,964 | 48.3 per game | 1982-83 |

## **MOST FG ATTEMPTED**

|         |       |                |         |
|---------|-------|----------------|---------|
| Game    | 138   | at PHI (3OT)   | 12/8/61 |
|         | 135   | at PHI         | 1/21/61 |
| Half    | 73    | at BOS         | 2/27/59 |
| Quarter | 39    | at BOS         | 2/27/59 |
| Season  | 8,466 | 104.5 per game | 1966-67 |

## **HIGHEST FG %**

|        |       |                 |         |
|--------|-------|-----------------|---------|
| Game   | .685  | vs. NYK (63-92) | 1/23/79 |
| Season | .545* |                 | 1984-85 |

## **MOST FREE THROWS MADE**

|         |       |         |          |
|---------|-------|---------|----------|
| Game    | 52    | vs. NYK | 11/13/57 |
|         | 49    | vs. SFW | 1/20/68  |
| Half    | 32    | vs. PHI | 2/15/57  |
| Quarter | 21    | at CHI  | 12/17/91 |
|         | 21    | vs. PHI | 12/19/71 |
|         | 21    | vs. CHI | 1/25/66  |
| Season  | 2,378 |         | 1961-62  |

## **MOST FREE THROWS ATTEMPTED**

|         |       |              |          |
|---------|-------|--------------|----------|
| Game    | 69    | vs. STL (OT) | 2/17/57  |
|         | 66    | vs. NYK      | 11/13/57 |
|         | 64    | vs. CHI      | 11/19/99 |
|         | 64    | vs. DET      | 11/23/67 |
| Half    | 42    | vs. PHI      | 2/15/57  |
| Quarter | 27    | vs. LAC      | 11/5/00  |
|         | 27    | vs. CHI      | 1/25/66  |
| Season  | 3,240 |              | 1961-62  |

## **FREE THROW % (MOST W/OUT A MISS)**

|        |       |                |         |
|--------|-------|----------------|---------|
| Game   | 1.000 | at DEN (27-27) | 1/30/91 |
| Season | .802  |                | 1988-89 |

## **MOST 3-PT FG MADE**

|         |     |              |          |
|---------|-----|--------------|----------|
| Game    | 19  | vs. SAC      | 2/28/14  |
|         | 19  | vs. WAS (OT) | 12/17/06 |
| Half    | 14  | vs. SAC      | 2/28/14  |
| Quarter | n/a | -            | -        |
| Season  | 774 |              | 2013-14  |

## **MOST 3-PT FG ATTEMPTED**

|        |       |         |         |
|--------|-------|---------|---------|
| Game   | 45    | vs. MEM | 3/28/08 |
| Season | 2,032 |         | 2013-14 |

## **3-PT FIELD GOAL % (MIN. 5 ATT.)**

|        |       |              |         |
|--------|-------|--------------|---------|
| Game   | 1.000 | at POR (6-6) | 1/1/87  |
| Season | .381  |              | 2013-14 |

## **MOST REBOUNDS (TEAM REBOUNDS NOT INCLUDED)**

|         |       |              |         |
|---------|-------|--------------|---------|
| Game    | 107   | vs. IND (OT) | 1/14/51 |
|         | 101   | vs. BOS      | 2/18/62 |
| Half    | 55    | at DET       | 1/9/66  |
| Quarter | 31    | vs. STL      | 2/21/60 |
| Season  | 5,816 |              | 1960-61 |

## **MOST OFFENSIVE REBOUNDS (SINCE 1973-74)**

|         |       |               |          |
|---------|-------|---------------|----------|
| Game    | 31    | vs. LAC (2OT) | 11/15/93 |
|         | 30    | vs. UTA       | 11/13/83 |
| Half    | n/a   | -             | -        |
| Quarter | n/a   | -             | -        |
| Season  | 1,365 |               | 1973-74  |

## **MOST DEFENSIVE REBOUNDS (SINCE 1973-74)**

|         |       |         |          |
|---------|-------|---------|----------|
| Game    | 58    | vs. SEA | 10/19/73 |
| Half    | 36*   | vs. SEA | 10/19/73 |
| Quarter | n/a   | -       | -        |
| Season  | 2,970 |         | 1973-74  |

## **MOST ASSISTS**

|         |        |         |          |
|---------|--------|---------|----------|
| Game    | 51     | vs. DEN | 2/23/82  |
| Half    | 28     | vs. DET | 11/24/72 |
| Quarter | 17     | vs. DEN | 2/23/82  |
| Season  | 2,575* |         | 1984-85  |

## **PERSONAL FOULS**

|              |       |              |          |
|--------------|-------|--------------|----------|
| Game         | 48    | vs. IND      | 3/9/53   |
|              | 42    | at SAC (OT)  | 1/4/07   |
|              | 41    | at UTA       | 10/29/83 |
| Season       | 2,168 |              | 1966-67  |
| DQs (Game)   | 5     | vs. STL (OT) | 2/17/57  |
| DQs (Season) | 60    |              | 1957-58  |

## **MOST STEALS (SINCE 1973-74)**

|         |     |         |          |
|---------|-----|---------|----------|
| Game    | 23  | vs. KCK | 11/9/82  |
| Half    | n/a | -       | -        |
| Quarter | 11  | at DAL  | 12/13/94 |
|         | 11  | vs. CHI | 3/12/82  |
| Season  | 848 |         | 1981-82  |

## **MOST BLOCKED SHOTS (SINCE 1973-74)**

|         |     |         |         |
|---------|-----|---------|---------|
| Game    | 21  | vs. DEN | 4/9/82  |
| Half    | n/a | -       | -       |
| Quarter | n/a | -       | -       |
| Season  | 653 |         | 1973-74 |

## **MOST TURNOVERS (SINCE 1970-71)**

|         |       |         |         |
|---------|-------|---------|---------|
| Game    | 43    | vs. SEA | 2/15/74 |
| Half    | 22    | vs. SEA | 2/15/74 |
| Quarter | n/a   | -       | -       |
| Season  | 1,913 |         | 1973-74 |

## **MOST VICTORIES**

|             |      |                     |                 |
|-------------|------|---------------------|-----------------|
| Season      | 69   |                     | 1971-72         |
| Consecutive | 33*  |                     | 11/5/71-11/7/72 |
| Home        | .968 | Minneapolis (30-1)  | 1949-50         |
|             | .902 | Los Angeles (37-4)  | 1989-90         |
|             | .902 | Los Angeles (37-4)  | 1986-87         |
|             | .902 | Los Angeles (37-4)  | 1979-80         |
|             | .902 | Los Angeles (37-4)  | 1976-77         |
| Road        | .816 | Los Angeles (31-7)* | 1971-72         |



\* Denotes NBA Record



# REGULAR SEASON TEAM RECORDS (LOWS)

(records for fewest exclude games & seasons before 1954-55 (introduction of shot clock); shortended season in italics)

## FEWEST POINTS

|          |       |                          |          |
|----------|-------|--------------------------|----------|
| Game     | 70    | at CLE                   | 11/5/02  |
| Half     | 23    | at DEN                   | 11/13/09 |
| Quarter  | 6     | vs. CHI                  | 11/20/77 |
| Overtime | 0*    | vs. DET                  | 12/1/89  |
| Season   | 7,982 | (97.3 ppg) - low total   | 2015-16  |
|          | 4,950 | (99.0 ppg) - low total   | 1998-99  |
|          | 6,422 | (97.3 ppg) - low average | 2011-12  |

## FEWEST FG MADE

|         |       |         |         |
|---------|-------|---------|---------|
| Game    | 20    | at UTAH | 11/3/04 |
| Half    | n/a   | -       | -       |
| Quarter | 2     | at LAC  | 1/10/14 |
|         | 2     | at SAS  | 4/18/96 |
|         | 2     | at PHX  | 3/24/87 |
| Season  | 2,880 |         | 2015-16 |
|         | 1,841 |         | 1998-99 |

## FEWEST FG ATTEMPTED

|         |       |         |         |
|---------|-------|---------|---------|
| Game    | 57    | vs. IND | 3/4/98  |
| Half    | n/a   | -       | -       |
| Quarter | n/a   | -       | -       |
| Season  | 6,536 |         | 1997-98 |
|         | 3,935 |         | 1998-99 |

## LOWEST FG %

|         |      |                |          |
|---------|------|----------------|----------|
| Game    | .194 | at SYR         | 11/4/51  |
|         | .284 | at OKC (23-81) | 4/11/16  |
| Half    | n/a  | -              | -        |
| Quarter | .100 | vs. IND (2-20) | 11/29/15 |
| Season  | .386 |                | 1960-61  |

## FEWEST FREE THROWS MADE

|         |       |         |         |
|---------|-------|---------|---------|
| Game    | 2     | vs. SDC | 3/28/80 |
| Half    | n/a   | -       | -       |
| Quarter | n/a   | -       | -       |
| Season  | 1,390 |         | 2013-14 |
|         | 1,027 |         | 1998-99 |

## FEWEST FREE THROWS ATTEMPTED

|         |       |         |         |
|---------|-------|---------|---------|
| Game    | 3     | vs. SDC | 3/28/80 |
| Half    | n/a   | -       | -       |
| Quarter | n/a   | -       | -       |
| Season  | 1,835 |         | 2013-14 |
|         | 1,503 |         | 1998-99 |

## FREE THROW %

|        |      |                |         |
|--------|------|----------------|---------|
| Game   | .278 | vs. SEA (5-18) | 12/8/00 |
| Season | .650 |                | 1968-69 |

## FEWEST 3-PT FG MADE

|        |    |                      |         |
|--------|----|----------------------|---------|
| Game   | 0  | several, last at POR | 1/5/12  |
| Season | 10 |                      | 1982-83 |

## FEWEST 3-PT FG ATTEMPTED

|        |    |                      |         |
|--------|----|----------------------|---------|
| Game   | 0  | several, last at KCK | 4/22/84 |
| Season | 94 |                      | 1980-81 |
|        | 94 |                      | 1981-82 |

## 3-PT FIELD GOAL % (MOST 3FGA W/OUT A MAKE)

|         |      |                |         |
|---------|------|----------------|---------|
| Game    | .000 | at POR (0-11)  | 1/5/12  |
|         | .000 | vs. SAS (0-11) | 3/9/01  |
|         | .000 | at POR (0-11)  | 2/26/83 |
| Half    | .000 | several        | several |
| Quarter | .000 | several        | several |
| Season  | .104 | (10-96)*       | 1982-83 |

## FEWEST REBOUNDS (TEAM REB. NOT INCLUDED)

|         |       |        |         |
|---------|-------|--------|---------|
| Game    | 23    | at UTA | 3/28/98 |
| Half    | n/a   | -      | -       |
| Quarter | n/a   | -      | -       |
| Season  | 3,298 |        | 1995-96 |
|         | 2,101 |        | 1998-99 |

## FEWEST OFFENSIVE REBOUNDS (SINCE 1973-74)

|         |     |         |         |
|---------|-----|---------|---------|
| Game    | 1   | vs. OKC | 3/9/14  |
|         | 1   | at CLE  | 3/19/06 |
| Half    | 1   | vs. IND | 3/1/02  |
| Quarter | 0   | several | several |
| Season  | 745 |         | 2013-14 |
|         | 619 |         | 1998-99 |

## FEWEST DEFENSIVE REBOUNDS (SINCE 1973-74)

|         |       |        |         |
|---------|-------|--------|---------|
| Game    | 12    | at MIN | 3/28/14 |
| Half    | n/a   | -      | -       |
| Quarter | n/a   | -      | -       |
| Season  | 2,196 |        | 1991-92 |
|         | 1,482 |        | 1998-99 |

## FEWEST ASSISTS

|         |       |                       |          |
|---------|-------|-----------------------|----------|
| Game    | 4     | at BAL                | 11/14/64 |
|         | 4     | vs. SYR               | 11/28/61 |
| Half    | n/a   | -                     | -        |
| Quarter | 0     | several, last vs. NYK | 3/13/16  |
| Season  | 1,478 |                       | 2015-16  |
|         | 1,095 |                       | 1998-99  |

## FEWEST PERSONAL FOULS

|         |       |         |          |
|---------|-------|---------|----------|
| Game    | 8     | vs. DAL | 11/28/08 |
| Half    | n/a   | -       | -        |
| Quarter | n/a   | -       | -        |
| Season  | 1,467 |         | 2012-13  |
|         | 1,109 |         | 2011-12  |

## FEWEST STEALS (SINCE 1973-74)

|        |     |         |         |
|--------|-----|---------|---------|
| Game   | 0*  | at OKC  | 3/5/13  |
|        | 0*  | at MIN  | 1/29/12 |
|        | 0*  | vs. HOU | 1/7/05  |
| Season | 508 |         | 2004-05 |
|        | 389 |         | 1998-99 |

## FEWEST BLOCKED SHOTS (SINCE 1973-74)

|        |     |                       |         |
|--------|-----|-----------------------|---------|
| Game   | 0*  | several, last vs. WAS | 3/27/16 |
| Season | 344 |                       | 2004-05 |
|        | 287 |                       | 1998-99 |

## FEWEST TURNOVERS (SINCE 1970-71)

|         |       |         |          |
|---------|-------|---------|----------|
| Game    | 3     | vs. HOU | 12/30/01 |
| Half    | n/a   | -       | -        |
| Quarter | n/a   | -       | -        |
| Season  | 1,040 |         | 2001-02  |
|         | 754   |         | 1989-99  |

## DEFEATS

|             |      |                     |         |
|-------------|------|---------------------|---------|
| Season      | .264 | Minneapolis (19-53) | 1957-58 |
|             | .207 | Los Angeles (17-65) | 2015-16 |
| Consecutive | 10   |                     | 2015-16 |
|             | 10   |                     | 1993-94 |
| Home        | 409  | Minneapolis (9-13)  | 1959-60 |
|             | 293  | Los Angeles (12-29) | 2015-16 |
|             | 293  | Los Angeles (12-29) | 2014-15 |
| Road        | .154 | Minneapolis (4-22)  | 1957-58 |
|             | .122 | Los Angeles (5-36)  | 2015-16 |





# REGULAR SEASON OPPONENT TEAM RECORDS (HIGHS)



## MOST POINTS

|         |       |         |         |
|---------|-------|---------|---------|
| Game    | 173   | at BOS  | 2/27/59 |
|         | 158   | at PHI  | 3/18/68 |
| Half    | 90    | at BOS  | 2/27/59 |
|         | 85    | at PHI  | 3/18/68 |
| Quarter | 52    | at BOS  | 2/27/59 |
|         | 49    | vs. HOU | 4/8/14  |
|         | 49    | vs. BOS | 3/19/93 |
| Season  | 9,736 |         | 1966-67 |

## MOST FG MADE

|         |       |         |          |
|---------|-------|---------|----------|
| Game    | 72    | at BOS  | 2/27/59  |
|         | 68    | at PHI  | 3/18/68  |
| Half    | 40    | at BOS  | 2/27/59  |
|         | 37    | vs. DET | 11/24/72 |
| Quarter | 23    | at BOS  | 2/27/59  |
| Season  | 3,797 |         | 1978-79  |

## MOST FG ATTEMPTED

|         |       |               |          |
|---------|-------|---------------|----------|
| Game    | 153*  | vs. PHI (3OT) | 12/8/61  |
|         | 127   | vs. DET       | 12/14/75 |
| Half    | 81    | vs. SFW       | 2/2/69   |
| Quarter | 47*   | at BOS        | 2/27/59  |
|         | 45    | at DET        | 11/28/65 |
| Season  | 8,553 |               | 1971-72  |

## HIGHEST FG %

|         |      |         |         |
|---------|------|---------|---------|
| Game    | .671 | at MIN  | 3/28/14 |
| Half    | n/a  | -       | -       |
| Quarter | .938 | vs. BOS | 3/19/93 |
|         | .938 | at PHI  | 12/2/66 |
| Season  | .490 |         | 1982-83 |

## MOST FREE THROWS MADE

|         |       |              |          |
|---------|-------|--------------|----------|
| Game    | 56    | vs. BOS      | 11/28/54 |
|         | 47    | vs. WAS (OT) | 12/17/06 |
|         | 44    | at UTA       | 11/29/83 |
| Half    | n/a   | -            | -        |
| Quarter | 22    | at MIL       | 3/21/01  |
| Season  | 1,778 |              | 1985-86  |

## MOST FREE THROWS ATTEMPTED

|         |       |              |          |
|---------|-------|--------------|----------|
| Game    | 67    | vs. STL (OT) | 2/17/57  |
|         | 60    | vs. WAS (OT) | 12/17/06 |
|         | 60    | at UTA       | 11/29/83 |
| Half    | n/a   | -            | -        |
| Quarter | n/a   | -            | -        |
| Season  | 2,369 |              | 1985-86  |

## FREE THROW %

|                   |       |                       |          |
|-------------------|-------|-----------------------|----------|
| Game              | 1.000 | several, last vs. POR | 4/3/15   |
| Most FTA w/o miss | 1.000 | at BUF (30-30)        | 11/18/75 |
| Season            | .780  |                       | 2004-05  |

## MOST 3-PT FG MADE

|         |     |         |          |
|---------|-----|---------|----------|
| Game    | 22  | vs. PHX | 11/14/10 |
| Half    | 14  | vs. HOU | 2/19/14  |
| Quarter | 9   | at PHX  | 4/5/05   |
| Season  | 700 |         | 2015-16  |

## MOST 3-PT FG ATTEMPTED

|         |       |                     |         |
|---------|-------|---------------------|---------|
| Game    | 44    | vs. HOU             | 1/25/15 |
| Half    | n/a   | -                   | -       |
| Quarter | 15    | twice, last vs. HOU | 1/25/15 |
| Season  | 2,016 |                     | 2015-16 |

## 3-PT FIELD GOAL % (MIN. 4 ATT.)

|        |       |               |         |
|--------|-------|---------------|---------|
| Game   | 1.000 | vs. SAS (4-4) | 4/17/87 |
| Season | .380  | (465-1223)    | 2002-03 |

## MOST REBOUNDS (TEAM REBOUNDS NOT INCLUDED)

|         |       |               |                   |
|---------|-------|---------------|-------------------|
| Game    | 105   | at BOS        | 2/26/60           |
|         | 98    | vs. PHI (3OT) | 12/8/61           |
|         | 82    | at CHI        | 2/12/71           |
| Half    | n/a   | -             | (Minneapolis era) |
|         | 49    | at CHI        | 3/2/73            |
| Quarter | 35    | at BOS        | 2/26/60           |
|         | 26    | at POR        | 2/19/72           |
| Season  | 4,552 |               | 1970-71           |

## MOST OFFENSIVE REBOUNDS (SINCE 1973-74)

|         |       |         |          |
|---------|-------|---------|----------|
| Game    | 36    | vs. DET | 12/14/75 |
| Half    | 19    | at DET  | 12/2/73  |
| Quarter | 14    | vs. DET | 12/14/75 |
| Season  | 1,525 |         | 1973-74  |

## MOST DEFENSIVE REBOUNDS (SINCE 1973-74)

|         |       |        |          |
|---------|-------|--------|----------|
| Game    | 50    | at PHX | 12/25/73 |
| Half    | 28    | at DAL | 11/19/02 |
| Quarter | n/a   | -      | -        |
| Season  | 2,950 |        | 2013-14  |

## MOST ASSISTS

|         |       |               |         |
|---------|-------|---------------|---------|
| Game    | 48    | vs. Rochester | 1/23/57 |
|         | 44    | vs. DEN       | 11/6/84 |
|         | 44    | at CLE (4OT)  | 1/29/80 |
| Half    | 26    | vs. SFW       | 12/1/60 |
| Quarter | 16    | at BOS        | 2/27/59 |
| Season  | 2,389 |               | 1982-83 |

## PERSONAL FOULS

|         |       |         |          |
|---------|-------|---------|----------|
| Game    | 50    | vs. ROC | 2/19/53  |
|         | 42    | vs. SAS | 11/26/89 |
| Half    | n/a   | -       | -        |
| Quarter | n/a   | -       | -        |
| Season  | 2,151 |         | 1997-98  |

## MOST STEALS (SINCE 1973-74)

|         |     |        |         |
|---------|-----|--------|---------|
| Game    | 25  | at GSW | 3/25/75 |
| Half    | n/a | -      | -       |
| Quarter | n/a | -      | -       |
| Season  | 822 |        | 1974-75 |

## MOST BLOCKED SHOTS (SINCE 1973-74)

|         |     |         |          |
|---------|-----|---------|----------|
| Game    | 16  | vs. OKC | 11/22/09 |
| Half    | n/a | -       | -        |
| Quarter | n/a | -       | -        |
| Season  | 489 |         | 1994-95  |

## MOST TURNOVERS (SINCE 1970-71)

|         |       |         |         |
|---------|-------|---------|---------|
| Game    | 35    | vs. DET | 2/10/76 |
| Half    | n/a   | -       | -       |
| Quarter | n/a   | -       | -       |
| Season  | 1,719 |         | 1973-74 |



\* Denotes NBA Record



# REGULAR SEASON OPPONENT TEAM RECORDS (LOWS)

(records for fewest exclude games & seasons before 1954-55 (introduction of shot clock); shortended season in italics)

## FEWEST POINTS

|         |       |         |          |
|---------|-------|---------|----------|
| Game    | 57    | vs. CLE | 1/11/11  |
| Half    | 19    | vs. LAC | 12/14/99 |
| Quarter | 2*    | vs. DAL | 4/6/97   |
| Season  | 7,566 |         | 1999-00  |
|         | 4,799 |         | 1998-99  |

## FEWEST FG MADE

|         |       |         |          |
|---------|-------|---------|----------|
| Game    | 21    | vs. NYK | 12/29/11 |
| Half    | 7     | vs. LAC | 12/14/99 |
| Quarter | 0*    | vs. DAL | 4/6/97   |
|         | 0*    | vs. SAC | 2/4/87   |
| Season  | 2,838 |         | 1999-00  |
|         | 1,759 |         | 1998-99  |

## FEWEST FG ATTEMPTED

|         |       |         |         |
|---------|-------|---------|---------|
| Game    | 55    | vs. ORL | 2/28/06 |
| Half    | 25    | at SEA  | 1/23/01 |
| Quarter | n/a   | -       | -       |
| Season  | 6,547 |         | 2005-06 |
|         | 3,992 |         | 1998-99 |

## LOWEST FG %

|         |       |                |          |
|---------|-------|----------------|----------|
| Game    | .229* | at MIL (22-96) | 11/6/54  |
|         | .284  | at POR (27-95) | 1/3/88   |
| Half    | .184  | vs. LAC (7-38) | 12/14/99 |
| Quarter | .000* | vs. DAL (0-15) | 4/6/97   |
|         | .000* | vs. SAC (0-18) | 2/4/87   |
| Season  | .416  |                | 1999-00  |

## FEWEST FREE THROWS MADE

|         |       |         |         |
|---------|-------|---------|---------|
| Game    | 3     | vs. CHI | 2/2/96  |
|         | 3     | vs. NYK | 2/26/92 |
|         | 3     | vs. MIA | 4/5/91  |
| Half    | 0     | several | several |
| Quarter | 0     | several | several |
| Season  | 1,167 |         | 2012-13 |
|         | 1,167 |         | 1972-73 |
|         | 901   |         | 2011-12 |

## FEWEST FREE THROWS ATTEMPTED

|         |       |         |         |
|---------|-------|---------|---------|
| Game    | 4     | at NOH  | 2/5/11  |
| Half    | 0     | several | several |
| Quarter | 0     | several | several |
| Season  | 1,583 |         | 1972-73 |
|         | 1,215 |         | 2011-12 |

## FREE THROW %

|        |      |                |         |
|--------|------|----------------|---------|
| Game   | .231 | vs. MIA (3-13) | 4/5/91  |
| Season | .708 |                | 1994-95 |

## FEWEST 3-PT FG MADE

|         |    |                      |         |
|---------|----|----------------------|---------|
| Game    | 0  | several, last at CLE | 2/13/05 |
| Half    | 0  | several              | several |
| Quarter | 0  | several              | several |
| Season  | 42 |                      | 1980-81 |

## FEWEST 3-PT FG ATTEMPTED

|         |     |         |         |
|---------|-----|---------|---------|
| Game    | 0   | several | several |
| Half    | 0   | several | several |
| Quarter | 0   | several | several |
| Season  | 184 |         | 1980-81 |

## 3-PT FIELD GOAL %

|        |      |                      |         |
|--------|------|----------------------|---------|
| Game   | .000 | several, last at CLE | 2/13/05 |
| Season | .206 |                      | 1985-86 |

## FEWEST REBOUNDS (TEAM REB. NOT INCLUDED)

|         |       |         |          |
|---------|-------|---------|----------|
| Game    | 22    | vs. MIN | 12/2/05  |
| Half    | 22    | vs. GSW | 3/6/85   |
| Quarter | 7     | at NOH  | 12/29/10 |
|         | 7     | vs. DAL | 2/4/86   |
| Quarter | 3     | at UTA  | 4/14/14  |
|         | 3     | at NOH  | 12/29/10 |
| Season  | 3,292 |         | 2005-06  |
|         | 2,031 |         | 1998-99  |

## FEWEST OFFENSIVE REBOUNDS (SINCE 1973-74)

|         |     |         |         |
|---------|-----|---------|---------|
| Game    | 1   | at SAS  | 4/11/12 |
| Half    | 0   | several | several |
| Quarter | 0   | several | several |
| Season  | 824 |         | 2014-15 |
|         | 628 |         | 1998-99 |

## FEWEST DEFENSIVE REBOUNDS (SINCE 1973-74)

|         |       |         |          |
|---------|-------|---------|----------|
| Game    | 10*   | vs. UTA | 4/1/90   |
| Half    | 3     | at NOH  | 12/29/10 |
| Quarter | 1     | at NOH  | 12/29/10 |
| Season  | 2,078 |         | 1984-85  |
|         | 1,403 |         | 1998-99  |

## FEWEST ASSISTS

|         |       |                       |          |
|---------|-------|-----------------------|----------|
| Game    | 3*    | vs. BOS               | 11/25/56 |
|         | 7     | at NYK                | 12/23/07 |
|         | 7     | at LAC                | 3/12/98  |
| Half    | n/a   | -                     | -        |
| Quarter | 0     | several, last vs. PHX | 1/3/16   |
| Season  | 1,597 |                       | 1999-00  |
|         | 1,062 |                       | 1998-99  |

## PERSONAL FOULS

|         |       |                      |         |
|---------|-------|----------------------|---------|
| Game    | 9     | at BKN               | 3/29/15 |
| Half    | n/a   | -                    | -       |
| Quarter | 0     | several, last at DAL | 3/21/12 |
| Season  | 1,573 |                      | 2015-16 |
|         | 1,271 |                      | 1998-99 |

## FEWEST STEALS (SINCE 1973-74)

|         |     |                      |         |
|---------|-----|----------------------|---------|
| Game    | 0*  | several, last at NOH | 2/5/11  |
| Half    | 0   | several              | several |
| Quarter | 0   | several              | several |
| Season  | 536 |                      | 2005-06 |
|         | 408 |                      | 1998-99 |

## FEWEST BLOCKED SHOTS (SINCE 1973-74)

|         |     |                       |         |
|---------|-----|-----------------------|---------|
| Game    | 0*  | several, last vs. POR | 1/11/15 |
| Half    | 0   | several               | several |
| Quarter | 0   | several               | several |
| Season  | 308 |                       | 2003-04 |
|         | 196 |                       | 1998-99 |

## FEWEST TURNOVERS (SINCE 1970-71)

|         |     |                       |         |
|---------|-----|-----------------------|---------|
| Game    | 3   | at PHX                | 4/7/12  |
| Half    | n/a | -                     | -       |
| Quarter | 0   | several, last vs. SAC | 4/15/15 |
| Season  | 965 |                       | 2004-05 |
|         | 716 |                       | 1998-99 |



# ALL-TIME SINGLE GAME HIGHS



## POINTS

|                  |                          |          |    |
|------------------|--------------------------|----------|----|
| Kobe Bryant      | vs. Toronto              | 1/22/06  | 81 |
| Elgin Baylor     | @ New York               | 11/15/60 | 71 |
| Wilt Chamberlain | vs. Phoenix              | 2/9/69   | 66 |
| Kobe Bryant      | vs. Portland             | 3/16/07  | 65 |
| Elgin Baylor     | vs. Boston               | 11/8/59  | 64 |
| Jerry West       | vs. New York             | 1/17/62  | 63 |
| Elgin Baylor     | @ Philadelphia           | 12/8/61  | 63 |
| Kobe Bryant      | vs. Dallas               | 12/20/05 | 62 |
| Kobe Bryant      | @ New York               | 2/2/09   | 61 |
| Shaquille O'Neal | @ LA Clippers            | 3/6/00   | 61 |
| George Mikan     | vs. Rochester            | 1/20/52  | 61 |
| Kobe Bryant      | vs. Utah                 | 4/13/16  | 60 |
| Kobe Bryant      | @ Memphis                | 3/22/07  | 60 |
| Wilt Chamberlain | vs. Cincinnati           | 1/26/69  | 60 |
| Kobe Bryant      | @ Charlotte              | 12/29/06 | 58 |
| Elgin Baylor     | @ Detroit                | 2/16/61  | 57 |
| Elgin Baylor     | vs. Syracuse             | 1/24/61  | 56 |
| Kobe Bryant      | vs. Memphis              | 1/14/02  | 56 |
| Kobe Bryant      | vs. Washington           | 3/28/03  | 55 |
| Elgin Baylor     | vs. Cincinnati (@ Det)   | 2/25/59  | 55 |
| Kobe Bryant      | vs. Memphis              | 3/28/08  | 53 |
| Kobe Bryant      | vs. Houston              | 3/30/07  | 53 |
| Kobe Bryant      | vs. Houston              | 12/15/06 | 53 |
| Gail Goodrich    | vs. Kansas City-Omaha    | 3/28/75  | 53 |
| Jerry West       | vs. Cincinnati           | 1/29/65  | 53 |
| George Mikan     | vs. Baltimore            | 2/26/49  | 53 |
| Kobe Bryant      | vs. Dallas               | 3/2/08   | 52 |
| Kobe Bryant      | vs. Utah                 | 11/30/06 | 52 |
| Kobe Bryant      | vs. Houston              | 2/18/03  | 52 |
| Elgin Baylor     | vs. San Francisco        | 12/15/62 | 52 |
| Elgin Baylor     | vs. St. Louis            | 12/13/61 | 52 |
| Elgin Baylor     | vs. St. Louis            | 12/11/61 | 52 |
| Elgin Baylor     | vs. Philadelphia (@ Her) | 12/8/61  | 52 |
| Elgin Baylor     | vs. Detroit (@ SF)       | 11/20/60 | 52 |
| Elgin Baylor     | vs. Detroit              | 10/18/59 | 52 |
| Kobe Bryant      | @ Phoenix                | 4/7/06   | 51 |
| Kobe Bryant      | @ Sacramento             | 1/19/06  | 51 |
| Kobe Bryant      | @ Denver                 | 2/12/03  | 51 |
| Kobe Bryant      | @ Golden State           | 12/6/00  | 51 |
| Jerry West       | @ Cincinnati             | 12/10/65 | 51 |
| Jerry West       | vs. Cincinnati           | 12/3/65  | 51 |
| Elgin Baylor     | @ San Francisco          | 12/14/62 | 51 |
| Elgin Baylor     | @ Detroit                | 11/26/60 | 51 |
| George Mikan     | @ Rochester              | 1/14/50  | 51 |
| George Mikan     | vs. New York             | 3/13/49  | 51 |
| Kobe Bryant      | vs. Seattle              | 4/15/07  | 50 |
| Kobe Bryant      | vs. LA Clippers          | 4/12/07  | 50 |
| Kobe Bryant      | @ NO/Oklahoma City       | 3/23/07  | 50 |
| Kobe Bryant      | vs. Minnesota            | 3/18/07  | 50 |
| Kobe Bryant      | vs. Portland             | 4/14/06  | 50 |
| Kobe Bryant      | @ LA Clippers            | 1/7/06   | 50 |
| Shaquille O'Neal | vs. New Jersey           | 4/2/98   | 50 |
| Cedric Ceballos  | vs. Minnesota            | 12/20/94 | 50 |
| Elgin Baylor     | vs. Boston               | 2/13/63  | 50 |
| Rudy LaRusso     | vs. St. Louis            | 3/14/62  | 50 |
| Jerry West       | vs. Cincinnati           | 1/24/62  | 50 |
| Elgin Baylor     | vs. Syracuse             | 12/12/62 | 50 |
| Elgin Baylor     | vs. Syracuse             | 12/4/61  | 50 |

## STEALS

|                |                |          |    |
|----------------|----------------|----------|----|
| Jerry West     | vs. Seattle    | 12/7/73  | 10 |
| Earvin Johnson | vs. Phoenix    | 11/6/81  | 9  |
| Eddie Jones    | @ Philadelphia | 11/26/97 | 8  |
| Earvin Johnson | @ Dallas       | 11/7/80  | 8  |
| Norm Nixon     | @ New Jersey   | 11/2/77  | 8  |
| Gail Goodrich  | vs. Seattle    | 2/15/74  | 8  |

## REBOUNDS

|                     |                   |          |    |
|---------------------|-------------------|----------|----|
| Wilt Chamberlain    | vs. Boston        | 3/7/69   | 42 |
| Wilt Chamberlain    | vs. Baltimore     | 3/9/69   | 38 |
| George Mikan        | @ Philadelphia    | 3/4/52   | 36 |
| George Mikan        | vs. Rochester     | 1/20/52  | 36 |
| Wilt Chamberlain    | vs. San Francisco | 2/2/69   | 35 |
| Kareem Abdul-Jabbar | vs. Detroit       | 12/14/75 | 34 |
| Wilt Chamberlain    | vs. Philadelphia  | 12/19/71 | 34 |
| Wilt Chamberlain    | @ Seattle         | 2/12/69  | 33 |
| Wilt Chamberlain    | vs. Chicago       | 3/7/71   | 32 |
| Wilt Chamberlain    | vs. Cincinnati    | 10/29/71 | 32 |
| Wilt Chamberlain    | @ Cincinnati      | 10/22/68 | 32 |
| Wilt Chamberlain    | @ Portland        | 2/17/73  | 31 |
| Wilt Chamberlain    | vs. Philadelphia  | 2/11/73  | 31 |
| Wilt Chamberlain    | vs. Detroit       | 11/26/71 | 31 |
| Wilt Chamberlain    | vs. Boston        | 11/14/71 | 31 |
| Wilt Chamberlain    | vs. San Diego     | 11/29/70 | 31 |
| Wilt Chamberlain    | @ Chicago         | 10/16/70 | 31 |
| Elgin Baylor        | at Philadelphia   | 12/8/61  | 31 |
| Elgin Baylor        | vs. Philadelphia  | 11/6/58  | 31 |
| Andrew Bynum        | @ San Antonio     | 4/11/12  | 30 |
| Kareem Abdul-Jabbar | @ New Jersey      | 2/3/78   | 30 |
| Wilt Chamberlain    | vs. Boston        | 2/20/72  | 30 |
| Wilt Chamberlain    | @ San Francisco   | 2/1/69   | 30 |
| Elgin Baylor        | vs. Cincinnati    | 1/14/61  | 30 |

## ASSISTS

|                |                  |          |    |
|----------------|------------------|----------|----|
| Earvin Johnson | vs. Phoenix      | 1/9/90   | 24 |
| Earvin Johnson | vs. Denver       | 11/17/89 | 24 |
| Nick Van Exel  | @ Vancouver      | 1/5/97   | 23 |
| Earvin Johnson | vs. Dallas       | 4/20/88  | 23 |
| Earvin Johnson | vs. Seattle      | 2/21/84  | 23 |
| Jerry West     | vs. Philadelphia | 2/16/73  | 23 |
| Earvin Johnson | vs. Portland     | 11/6/90  | 22 |
| Earvin Johnson | vs. Cleveland    | 11/17/83 | 22 |
| Earvin Johnson | vs. Indiana      | 12/16/90 | 21 |
| Earvin Johnson | vs. Boston       | 12/15/89 | 21 |
| Earvin Johnson | vs. Seattle      | 4/23/89  | 21 |
| Earvin Johnson | vs. LA Clippers  | 12/6/88  | 21 |
| Earvin Johnson | vs. Atlanta      | 1/15/83  | 21 |
| Earvin Johnson | @ Philadelphia   | 11/28/88 | 20 |
| Earvin Johnson | vs. Denver       | 3/10/87  | 20 |
| Earvin Johnson | @ Houston        | 4/6/86   | 20 |
| Earvin Johnson | vs. Phoenix      | 12/12/85 | 20 |
| Earvin Johnson | vs. LA Clippers  | 11/20/85 | 20 |
| Earvin Johnson | @ Houston        | 12/19/84 | 20 |
| Earvin Johnson | @ Atlanta        | 12/18/84 | 20 |
| Earvin Johnson | vs. New Jersey   | 11/25/83 | 20 |
| Earvin Johnson | vs. San Diego    | 3/9/83   | 20 |
| Earvin Johnson | vs. Milwaukee    | 1/26/83  | 20 |
| Earvin Johnson | @ Philadelphia   | 1/5/83   | 20 |

## BLOCKED SHOTS

|                     |                  |          |     |
|---------------------|------------------|----------|-----|
| Elmore Smith        | vs. Portland     | 10/28/73 | 17* |
| Elmore Smith        | vs. Houston      | 11/04/73 | 14  |
| Elmore Smith        | vs. Detroit      | 10/26/73 | 14  |
| Kareem Abdul-Jabbar | vs. Chicago      | 11/25/79 | 11  |
| Kareem Abdul-Jabbar | vs. Detroit      | 11/28/78 | 11  |
| Kareem Abdul-Jabbar | @ Detroit        | 12/3/75  | 11  |
| Elmore Smith        | vs. Golden State | 3/15/74  | 11  |
| Kareem Abdul-Jabbar | vs. Detroit      | 1/22/82  | 10  |
| Kareem Abdul-Jabbar | vs. Atlanta      | 1/18/80  | 10  |
| Kareem Abdul-Jabbar | vs. Atlanta      | 11/2/75  | 10  |
| Elmore Smith        | vs. Golden State | 3/16/75  | 10  |
| Elmore Smith        | @ Cleveland      | 12/11/73 | 10  |
| Elmore Smith        | vs. KC Omaha     | 11/30/73 | 10  |
| Elmore Smith        | @ Houston        | 10/23/73 | 10  |



\* Denotes NBA Record



# ALL-TIME SINGLE GAME HIGHS

## OFFENSIVE REBOUNDS

|                   |                  |          |    |
|-------------------|------------------|----------|----|
| Shaquille O'Neal  | @ Memphis        | 4/4/03   | 14 |
| Lamar Odom        | vs. Phoenix      | 1/17/08  | 13 |
| Vlade Divac       | vs. LA Clippers  | 11/16/93 | 13 |
| Earvin Johnson    | vs. Houston      | 3/21/82  | 13 |
| Shaquille O'Neal  | vs. Orlando      | 3/15/04  | 12 |
| Shaquille O'Neal  | @ Dallas         | 4/18/00  | 12 |
| Corie Blount      | vs. LA Clippers  | 3/14/97  | 12 |
| Pau Gasol         | vs. Denver       | 4/9/09   | 11 |
| Shaquille O'Neal  | @ Cleveland      | 3/18/99  | 11 |
| Travis Knight     | vs. Golden State | 1/24/97  | 11 |
| A.C. Green        | @ Golden State   | 1/6/90   | 11 |
| Kurt Rambis       | vs. Golden State | 3/3/86   | 11 |
| Kermit Washington | vs. Cleveland    | 11/15/77 | 11 |

## DEFENSIVE REBOUNDS

|                     |                 |          |     |
|---------------------|-----------------|----------|-----|
| Kareem Abdul-Jabbar | vs. Detroit     | 12/14/75 | 29* |
| Shaquille O'Neal    | vs. Milwaukee   | 3/21/04  | 25  |
| Dwight Howard       | vs. Denver      | 1/6/13   | 23  |
| Kareem Abdul-Jabbar | @ New York      | 2/3/78   | 23  |
| Kareem Abdul-Jabbar | vs. Kansas City | 11/7/76  | 23  |
| Andrew Bynum        | @ San Antonio   | 4/11/12  | 22  |
| Kareem Abdul-Jabbar | vs. Boston      | 12/28/75 | 22  |
| Kareem Abdul-Jabbar | @ Seattle       | 12/27/75 | 22  |

## FIELD GOALS ATTEMPTED

|              |                   |          |    |
|--------------|-------------------|----------|----|
| Elgin Baylor | vs. Philadelphia  | 12/2/61  | 55 |
| Kobe Bryant  | vs. Utah          | 4/13/16  | 50 |
| Elgin Baylor | @ New York        | 11/15/60 | 48 |
| Kobe Bryant  | @ Boston          | 11/7/02  | 47 |
| Elgin Baylor | vs. Boston        | 11/8/59  | 47 |
| Kobe Bryant  | vs. Toronto       | 1/22/06  | 46 |
| Kobe Bryant  | @ Charlotte (30T) | 12/29/06 | 45 |
| Elgin Baylor | @ Detroit         | 2/16/61  | 45 |
| George Mikan | vs. Rochester     | 1/20/52  | 45 |

## FIELD GOALS MADE

|                  |             |          |    |
|------------------|-------------|----------|----|
| Wilt Chamberlain | vs. Phoenix | 2/9/69   | 29 |
| Kobe Bryant      | vs. Toronto | 1/22/06  | 28 |
| Elgin Baylor     | @ New York  | 11/15/60 | 28 |
| Elgin Baylor     | vs. Boston  | 11/8/59  | 25 |

## 3-POINT FIELD GOALS MADE

|                  |                |          |     |
|------------------|----------------|----------|-----|
| Kobe Bryant      | vs. Seattle    | 1/7/03   | 12* |
| Kobe Bryant      | vs. Memphis    | 3/28/08  | 9   |
| Kobe Bryant      | @ Utah         | 3/22/05  | 9   |
| Kobe Bryant      | vs. Washington | 3/28/03  | 9   |
| D'Angelo Russell | vs. Brooklyn   | 3/1/16   | 8   |
| Jordan Farmar    | vs. Sacramento | 2/28/14  | 8   |
| Kobe Bryant      | @ Utah         | 3/16/07  | 8   |
| Glen Rice        | vs. Portland   | 5/5/99   | 8   |
| Nick Van Exel    | @ Dallas       | 3/4/97   | 8   |
| Nick Van Exel    | @ Denver       | 2/13/97  | 8   |
| Nick Van Exel    | @ Dallas       | 12/13/94 | 8   |

## 3-POINT FIELD GOALS ATTEMPTED

|               |                 |          |    |
|---------------|-----------------|----------|----|
| Kobe Bryant   | vs. Utah        | 4/13/16  | 21 |
| Kobe Bryant   | vs. Seattle     | 1/7/03   | 18 |
| Kobe Bryant   | @ Philadelphia  | 12/1/15  | 17 |
| Kobe Bryant   | vs. Memphis     | 3/28/08  | 17 |
| Nick Van Exel | vs. Utah        | 4/24/94  | 16 |
| Nick Van Exel | @ Dallas        | 12/13/94 | 16 |
| Kobe Bryant   | @ LA Clippers   | 1/7/06   | 15 |
| Kobe Bryant   | @ Utah          | 3/22/05  | 15 |
| Chucky Atkins | vs. New Orleans | 12/22/04 | 15 |
| Nick Van Exel | @ Dallas        | 3/4/97   | 15 |

## FREE THROWS MADE

|               |                   |          |    |
|---------------|-------------------|----------|----|
| Dwight Howard | @ Orlando         | 3/12/13  | 25 |
| Kobe Bryant   | @ New York        | 1/31/06  | 23 |
| Kobe Bryant   | @ Cleveland       | 1/30/01  | 23 |
| Kobe Bryant   | vs. Dallas        | 12/20/05 | 22 |
| Larry Foust   | vs. St. Louis     | 11/30/57 | 22 |
| Kobe Bryant   | @ Utah            | 2/26/07  | 21 |
| Kobe Bryant   | @ New York        | 2/2/09   | 20 |
| Kobe Bryant   | vs. Dallas        | 3/2/08   | 20 |
| Kobe Bryant   | vs. Phoenix       | 4/16/06  | 20 |
| Jerry West    | vs. San Francisco | 1/21/66  | 20 |
| Jerry West    | @ New York        | 1/8/66   | 20 |
| Jerry West    | vs. Philadelphia  | 12/21/66 | 20 |
| Jerry West    | vs. San Francisco | 10/30/65 | 20 |
| Elgin Baylor  | @ St. Louis       | 12/21/62 | 20 |
| George Mikan  | @ Chicago         | 12/3/49  | 20 |
| George Mikan  | @ Anderson        | 11/19/49 | 20 |

## FREE THROWS ATTEMPTED

|                  |                |          |    |
|------------------|----------------|----------|----|
| Dwight Howard    | @ Orlando      | 3/12/13  | 39 |
| Shaquille O'Neal | vs. Chicago    | 11/19/99 | 31 |
| Wilt Chamberlain | @ Philadelphia | 10/17/69 | 30 |
| Jerry West       | @ New York     | 10/17/64 | 30 |
| Shaquille O'Neal | @ Golden State | 3/14/02  | 28 |
| Kobe Bryant      | vs. Dallas     | 3/2/08   | 27 |
| Kobe Bryant      | vs. Houston    | 10/30/07 | 27 |
| Kobe Bryant      | @ New York     | 1/31/06  | 26 |
| Kobe Bryant      | @ Cleveland    | 1/31/01  | 26 |
| Larry Foust      | vs. St. Louis  | 11/30/57 | 26 |
| Kobe Bryant      | vs. Dallas     | 12/20/05 | 25 |

## MOST FREE THROWS MADE W/OUT A MISS

|                |                   |          |       |
|----------------|-------------------|----------|-------|
| Kobe Bryant    | @ New York        | 2/2/09   | 20-20 |
| Kobe Bryant    | @ Portland        | 4/10/13  | 18-18 |
| Earvin Johnson | vs. Utah          | 4/11/91  | 18-18 |
| Jerry West     | vs. New York      | 11/9/69  | 18-18 |
| Jerry West     | vs. Detroit       | 11/10/65 | 18-18 |
| Kobe Bryant    | vs. Golden State  | 12/29/09 | 16-16 |
| Kobe Bryant    | @ NO/Okla. City   | 3/23/07  | 16-16 |
| Kobe Bryant    | vs. LA Clippers   | 3/8/05   | 16-16 |
| Earvin Johnson | vs. New Jersey    | 1/19/87  | 16-16 |
| Earvin Johnson | vs. Houston       | 12/21/86 | 16-16 |
| Jerry West     | vs. San Francisco | 1/11/67  | 16-16 |
| Jerry West     | vs. Baltimore     | 1/28/66  | 16-16 |

## MOST FG MADE WITHOUT A MISS

|                     |                  |          |       |
|---------------------|------------------|----------|-------|
| Wilt Chamberlain    | vs. Detroit      | 3/11/69  | 14-14 |
| Kareem Abdul-Jabbar | vs. Phoenix      | 12/12/85 | 11-11 |
| Mitch Kupchak       | vs. San Antonio  | 11/20/81 | 11-11 |
| Pau Gasol           | vs. Golden State | 11/21/10 | 10-10 |
| Byron Scott         | @ Dallas         | 2/26/86  | 10-10 |
| Kareem Abdul-Jabbar | vs. Golden State | 12/29/85 | 10-10 |

## MOST 3-POINT FG MADE WITHOUT A MISS

|                     |                  |          |     |
|---------------------|------------------|----------|-----|
| Kobe Bryant         | vs. Philadelphia | 1/6/06   | 7-7 |
| Nick Van Exel       | vs. Vancouver    | 11/16/97 | 6-6 |
| Matt Barnes         | @ Minnesota      | 11/19/10 | 5-5 |
| Vladimir Radmanovic | @ Phoenix        | 11/20/08 | 5-5 |
| Derek Fisher        | @ Memphis        | 1/8/08   | 5-5 |
| Smush Parker        | vs. Philadelphia | 1/6/06   | 5-5 |
| Rick Fox            | vs. Houston      | 2/28/99  | 5-5 |
| Nick Van Exel       | @ Denver         | 12/3/97  | 5-5 |



# ALL-TIME SINGLE GAME HIGHS (OPPONENT)



## POINTS

|                     |               |          |    |
|---------------------|---------------|----------|----|
| Wilt Chamberlain    | Philadelphia  | 12/8/61  | 78 |
| Wilt Chamberlain    | San Francisco | 11/3/62  | 72 |
| Wilt Chamberlain    | San Francisco | 11/1/63  | 67 |
| Wilt Chamberlain    | Philadelphia  | 2/7/66   | 65 |
| Wilt Chamberlain    | San Francisco | 12/14/62 | 63 |
| Gilbert Arenas      | Washington    | 12/17/06 | 60 |
| Wilt Chamberlain    | Philadelphia  | 12/29/61 | 60 |
| Wilt Chamberlain    | Philadelphia  | 12/1/61  | 60 |
| Wilt Chamberlain    | San Francisco | 12/6/63  | 59 |
| Jack Twyman         | Cincinnati    | 1/15/60  | 59 |
| Wilt Chamberlain    | Philadelphia  | 10/20/61 | 57 |
| Earl Monroe         | Baltimore     | 2/13/68  | 56 |
| Oscar Robertson     | Cincinnati    | 12/18/64 | 56 |
| Wilt Chamberlain    | San Francisco | 2/16/63  | 56 |
| Wilt Chamberlain    | Philadelphia  | 1/21/61  | 56 |
| Wilt Chamberlain    | Philadelphia  | 11/17/61 | 56 |
| Wilt Chamberlain    | San Francisco | 11/2/63  | 55 |
| Michael Jordan      | Chicago       | 11/20/92 | 54 |
| Allan Houston       | New York      | 2/16/03  | 53 |
| Wilt Chamberlain    | Philadelphia  | 3/18/68  | 53 |
| Willis Reed         | New York      | 11/1/67  | 53 |
| Wilt Chamberlain    | Philadelphia  | 1/25/66  | 53 |
| Wilt Chamberlain    | San Francisco | 11/23/62 | 53 |
| Allen Iverson       | Denver        | 12/5/07  | 51 |
| Antawn Jamison      | Golden State  | 12/6/00  | 51 |
| Stephon Marbury     | New Jersey    | 2/13/01  | 50 |
| Adrian Dantley      | Utah          | 11/27/79 | 50 |
| Kareem Abdul-Jabbar | Milwaukee     | 3/17/73  | 50 |
| Rick Barry          | San Francisco | 12/8/73  | 50 |
| Wilt Chamberlain    | San Francisco | 1/10/64  | 50 |

## REBOUNDS

|                   |               |               |    |
|-------------------|---------------|---------------|----|
| Wilt Chamberlain  | Philadelphia  | 1/21/61       | 45 |
| Wilt Chamberlain  | Philadelphia  | 12/8/61 (3OT) | 43 |
| Bill Russell      | Boston        | 1/20/63       | 43 |
| Wilt Chamberlain  | Philadelphia  | 11/29/60      | 38 |
| Bill Russell      | Boston        | 3/3/65        | 38 |
| Nate Thurmond     | San Francisco | 2/2/69        | 34 |
| Bill Russell      | Boston        | 11/3/67       | 33 |
| Wilt Chamberlain  | Philadelphia  | 3/18/68       | 32 |
| Wilt Chamberlain  | Philadelphia  | 10/18/67      | 30 |
| Elvin Hayes       | San Diego     | 12/5/70       | 30 |
| George T. Johnson | Golden State  | 3/15/74       | 30 |
| Jim Fox           | Seattle       | 12/26/73      | 30 |

## ASSISTS

|                 |              |          |    |
|-----------------|--------------|----------|----|
| Bob Cousy       | Boston       | 2/2/59   | 28 |
| John Stockton   | Utah         | 4/12/90  | 23 |
| Kevin Porter    | Detroit      | 3/30/79  | 23 |
| John Stockton   | Utah         | 1/8/87   | 22 |
| Chris Paul      | New Orleans  | 11/6/07  | 21 |
| Kevin Johnson   | Phoenix      | 2/26/89  | 21 |
| Kevin Porter    | Washington   | 3/2/75   | 21 |
| Steve Nash      | Phoenix      | 3/22/11  | 20 |
| Steve Nash      | Phoenix      | 1/17/08  | 20 |
| Isiah Thomas    | Detroit      | 1/13/85  | 20 |
| Kevin Porter    | Detroit      | 11/15/78 | 20 |
| Oscar Robertson | Cincinnati   | 2/19/61  | 20 |
| Guy Rodgers     | Philadelphia | 12/1/60  | 20 |

## STEALS

|               |              |          |    |
|---------------|--------------|----------|----|
| Larry Steele  | Portland     | 11/16/74 | 10 |
| Allen Iverson | Philadelphia | 12/20/02 | 9  |
| Earl Tatum    | Detroit      | 11/28/78 | 9  |
| Larry Steele  | Portland     | 3/5/74   | 9  |

## BLOCKED SHOTS

|                  |              |          |    |
|------------------|--------------|----------|----|
| Shawn Bradley    | Dallas       | 3/4/97   | 10 |
| Shawn Kemp       | Seattle      | 1/18/91  | 10 |
| David Robinson   | San Antonio  | 2/20/90  | 10 |
| Jermaine O'Neal  | Toronto      | 2/4/09   | 9  |
| Gheorghe Muresan | Washington   | 3/3/96   | 9  |
| Dikembe Mutombo  | Denver       | 11/11/94 | 9  |
| Manute Bol       | Philadelphia | 3/5/93   | 9  |
| Mark Eaton       | Utah         | 12/22/82 | 9  |

## FIELD GOALS ATTEMPTED

|                  |               |               |    |
|------------------|---------------|---------------|----|
| Wilt Chamberlain | Philadelphia  | 12/8/61 (3OT) | 62 |
| Wilt Chamberlain | Philadelphia  | 12/30/59      | 51 |
| Wilt Chamberlain | San Francisco | 1/26/64       | 49 |
| Wilt Chamberlain | San Francisco | 11/3/62       | 48 |
| Wilt Chamberlain | San Francisco | 2/16/63 (2OT) | 47 |
| Wilt Chamberlain | San Francisco | 1/11/63       | 47 |

## FIELD GOALS MADE

|                  |               |               |    |
|------------------|---------------|---------------|----|
| Wilt Chamberlain | Philadelphia  | 12/8/61 (3OT) | 31 |
| Wilt Chamberlain | San Francisco | 11/3/62       | 29 |
| Wilt Chamberlain | Philadelphia  | 2/7/66        | 28 |
| Wilt Chamberlain | San Francisco | 1/11/63       | 28 |
| Wilt Chamberlain | San Francisco | 2/16/63 (2OT) | 26 |
| Wilt Chamberlain | Philadelphia  | 1/21/61       | 25 |

## FREE THROWS ATTEMPTED

|                  |               |          |    |
|------------------|---------------|----------|----|
| Wilt Chamberlain | San Francisco | 12/6/63  | 29 |
| Gilbert Arenas   | Washington    | 12/17/06 | 27 |
| Dolph Schayes    | Syracuse      | 1/17/51  | 27 |
| Frank Selvy      | Milwaukee     | 12/2/54  | 26 |
| Dwight Howard    | Houston       | 1/8/14   | 24 |
| Corey Maggette   | LA Clippers   | 4/12/07  | 24 |
| Oscar Robertson  | Cincinnati    | 12/03/65 | 24 |
| Wilt Chamberlain | San Francisco | 1/26/64  | 24 |
| Walter Dukes     | Detroit       | 11/19/60 | 24 |
| Charles Macauley | St. Louis     | 2/17/57  | 24 |

## FREE THROWS MADE

|                 |            |               |    |
|-----------------|------------|---------------|----|
| Frank Selvy     | Milwaukee  | 12/2/54       | 24 |
| Dolph Schayes   | Syracuse   | 1/17/52       | 23 |
| Oscar Robertson | Cincinnati | 12/18/64      | 22 |
| Gilbert Arenas  | Washington | 12/17/06 (OT) | 21 |
| Walter Dukes    | Detroit    | 11/19/60      | 20 |
| Oscar Robertson | Cincinnati | 12/3/65       | 20 |

## 3-POINT FIELD GOALS ATTEMPTED

|                |              |         |    |
|----------------|--------------|---------|----|
| Stephen Curry  | Golden State | 1/14/16 | 16 |
| Jason Terry    | Dallas       | 3/15/09 | 16 |
| Stephen Curry  | Golden State | 4/12/13 | 15 |
| Gilbert Arenas | Washington   | 2/3/07  | 15 |

## 3-POINT FIELD GOALS MADE

|                     |              |          |    |
|---------------------|--------------|----------|----|
| Peja Stojakovic     | New Orleans  | 11/6/07  | 10 |
| Stephen Curry       | Golden State | 4/12/13  | 9  |
| Chauncey Billups    | Denver       | 2/5/10   | 9  |
| Rodney Hood         | Utah         | 3/28/16  | 8  |
| Stephen Curry       | Golden State | 1/14/16  | 8  |
| Rafer Alston        | Houston      | 3/16/08  | 8  |
| DeShawn Stevenson   | Washington   | 3/30/08  | 8  |
| Vladimir Radmanovic | Seattle      | 1/25/05  | 8  |
| Gilbert Arenas      | Washington   | 2/28/04  | 8  |
| Stephen Jackson     | San Antonio  | 11/20/02 | 8  |



\* Denotes NBA Record



# ALL-TIME LAKERS TRIPLE-DOUBLES

## ALL-TIME LAKERS TRIPLE-DOUBLES (RECOGNIZED BY THE NBA SINCE 1979-80)

### Kareem Abdul-Jabbar (3)

|          |         |                        |
|----------|---------|------------------------|
| 11/25/79 | vs. KCK | 25 Pts, 15 Reb, 11 Blk |
| 1/18/80  | vs. ATL | 28 Pts, 15 Reb, 10 Blk |
| 1/22/82  | vs. DET | 19 Pts, 10 Reb, 10 Blk |

### Steve Blake (1)

|        |        |                        |
|--------|--------|------------------------|
| 2/5/14 | at CLE | 11 Pts, 10 Reb, 15 Ast |
|--------|--------|------------------------|

### Kobe Bryant (21)

|          |         |                        |
|----------|---------|------------------------|
| 1/15/01  | vs. VAN | 26 Pts, 11 Reb, 11 Ast |
| 2/16/01  | at CHA  | 25 Pts, 10 Reb, 10 Ast |
| 2/12/02  | vs. WAS | 23 Pts, 11 Reb, 15 Ast |
| 11/1/02  | at LAC  | 33 Pts, 15 Reb, 12 Ast |
| 11/3/02  | vs. POR | 33 Pts, 14 Reb, 12 Ast |
| 11/24/02 | vs. MIL | 15 Pts, 11 Reb, 11 Ast |
| 12/3/02  | vs. MEM | 24 Pts, 10 Reb, 11 Ast |
| 1/10/03  | vs. CLE | 21 Pts, 10 Reb, 11 Ast |
| 2/28/04  | at WAS  | 25 Pts, 14 Reb, 10 Ast |
| 11/19/04 | at PHX  | 29 Pts, 11 Reb, 10 Ast |
| 12/3/04  | vs. GSW | 10 Pts, 12 Reb, 10 Ast |
| 12/8/04  | vs. PHX | 20 Pts, 14 Reb, 11 Ast |
| 12/17/04 | vs. WAS | 36 Pts, 10 Reb, 14 Ast |
| 4/7/05   | vs. HOU | 19 Pts, 10 Reb, 10 Ast |
| 1/16/09  | vs. ORL | 28 Pts, 13 Reb, 11 Ast |
| 12/1/09  | at LAC  | 18 Pts, 10 Reb, 12 Ast |
| 11/3/10  | at SAC  | 30 Pts, 10 Reb, 12 Ast |
| 11/18/12 | vs. HOU | 22 Pts, 11 Reb, 11 Ast |
| 4/2/13   | vs. DAL | 23 Pts, 11 Reb, 11 Ast |
| 11/30/14 | vs. TOR | 31 Pts, 11 Reb, 12 Ast |
| 12/30/14 | at DEN  | 23 Pts, 11 Reb, 11 Ast |

### Vlade Divac (4)

|         |         |                        |
|---------|---------|------------------------|
| 2/15/94 | vs. LAC | 14 Pts, 16 Reb, 12 Ast |
| 3/10/94 | vs. DAL | 22 Pts, 17 Reb, 12 Ast |
| 1/8/95  | vs. MIA | 21 Pts, 11 Reb, 10 Ast |
| 4/5/96  | vs. VAN | 10 Pts, 10 Reb, 13 Ast |

### Pau Gasol (5)

|         |         |                        |
|---------|---------|------------------------|
| 2/17/09 | vs. ATL | 12 Pts, 13 Reb, 10 Ast |
| 11/7/10 | vs. POR | 20 Pts, 14 Reb, 10 Ast |
| 4/18/12 | at GSW  | 22 Pts, 11 Reb, 11 Ast |
| 4/12/13 | vs. GSW | 26 Pts, 11 Reb, 10 Ast |
| 4/17/13 | vs. HOU | 17 Pts, 20 Reb, 11 Ast |

### Earvin "Magic" Johnson (138)

|          |         |                        |
|----------|---------|------------------------|
| 10/28/79 | vs. GSW | 15 Pts, 10 Reb, 10 Ast |
| 11/11/79 | vs. CLE | 24 Pts, 16 Reb, 12 Ast |
| 11/16/79 | at DEN  | 20 Pts, 11 Reb, 11 Ast |
| 2/5/80   | at NYK  | 19 Pts, 10 Reb, 11 Ast |
| 2/8/80   | at NJN  | 19 Pts, 13 Reb, 13 Ast |
| 3/16/80  | vs. PHX | 21 Pts, 13 Reb, 13 Ast |
| 3/30/80  | at GSW  | 16 Pts, 12 Reb, 10 Ast |
| 10/15/80 | at KCK  | 20 Pts, 12 Reb, 14 Ast |
| 10/26/80 | vs. SAS | 24 Pts, 13 Reb, 11 Ast |
| 11/4/80  | vs. POR | 20 Pts, 10 Reb, 12 Ast |
| 3/10/81  | vs. SAS | 21 Pts, 16 Reb, 10 Ast |
| 3/28/81  | at UTA  | 41 Pts, 12 Reb, 11 Ast |
| 3/29/81  | vs. DEN | 33 Pts, 15 Reb, 17 Ast |
| 10/30/81 | vs. HOU | 27 Pts, 14 Reb, 12 Ast |
| 11/3/81  | at POR  | 10 Pts, 12 Reb, 10 Ast |
| 11/8/81  | vs. DAL | 24 Pts, 10 Reb, 15 Ast |
| 11/20/81 | vs. SAS | 20 Pts, 10 Reb, 16 Ast |
| 11/29/81 | vs. HOU | 12 Pts, 11 Reb, 11 Ast |
| 12/4/81  | at DEN  | 24 Pts, 10 Reb, 11 Ast |
| 12/8/81  | vs. WAS | 22 Pts, 10 Reb, 10 Ast |
| 12/11/81 | vs. POR | 23 Pts, 12 Reb, 10 Ast |
| 1/19/82  | at DEN  | 22 Pts, 16 Reb, 14 Ast |

|          |         |                        |
|----------|---------|------------------------|
| 1/22/82  | vs. DET | 26 Pts, 16 Reb, 12 Ast |
| 2/2/82   | vs. GSW | 17 Pts, 14 Reb, 10 Ast |
| 2/16/82  | vs. SEA | 11 Pts, 10 Reb, 18 Ast |
| 2/26/82  | vs. PHI | 18 Pts, 10 Reb, 10 Ast |
| 3/14/82  | vs. DAL | 13 Pts, 11 Reb, 13 Ast |
| 3/23/82  | vs. DAL | 11 Pts, 15 Reb, 14 Ast |
| 4/6/82   | at HOU  | 23 Pts, 11 Reb, 10 Ast |
| 4/14/82  | vs. UTA | 20 Pts, 11 Reb, 10 Ast |
| 4/18/82  | at PHX  | 15 Pts, 15 Reb, 12 Ast |
| 10/29/82 | vs. GSW | 22 Pts, 10 Reb, 10 Ast |
| 11/3/82  | at DEN  | 17 Pts, 15 Reb, 13 Ast |
| 11/7/82  | vs. POR | 14 Pts, 10 Reb, 11 Ast |
| 11/21/82 | vs. DEN | 10 Pts, 10 Reb, 12 Ast |
| 12/10/82 | at UTA  | 19 Pts, 12 Reb, 13 Ast |
| 1/5/83   | at PHI  | 23 Pts, 12 Reb, 20 Ast |
| 1/15/83  | at ATL  | 13 Pts, 17 Reb, 21 Ast |
| 2/6/83   | at SEA  | 26 Pts, 10 Reb, 11 Ast |
| 2/23/83  | vs. BOS | 20 Pts, 13 Reb, 10 Ast |
| 3/5/83   | at DET  | 21 Pts, 10 Reb, 16 Ast |
| 3/12/83  | vs. CHI | 18 Pts, 12 Reb, 14 Ast |
| 3/22/83  | vs. SEA | 23 Pts, 15 Reb, 11 Ast |
| 3/25/83  | vs. SAS | 22 Pts, 12 Reb, 11 Ast |
| 3/31/83  | at DEN  | 22 Pts, 16 Reb, 12 Ast |
| 4/5/83   | at POR  | 11 Pts, 16 Reb, 13 Ast |
| 11/2/83  | at SDG  | 12 Pts, 11 Reb, 13 Ast |
| 11/8/83  | at DEN  | 29 Pts, 12 Reb, 14 Ast |
| 11/13/83 | vs. UTA | 30 Pts, 13 Reb, 16 Ast |
| 1/6/84   | vs. SAS | 19 Pts, 10 Reb, 12 Ast |
| 1/21/84  | at SAS  | 12 Pts, 12 Reb, 12 Ast |
| 2/1/84   | at DEN  | 10 Pts, 10 Reb, 17 Ast |
| 2/5/84   | at SAS  | 18 Pts, 10 Reb, 16 Ast |
| 2/10/84  | at WAS  | 13 Pts, 10 Reb, 13 Ast |
| 2/12/84  | vs. ATL | 23 Pts, 10 Reb, 15 Ast |
| 2/17/84  | vs. DEN | 33 Pts, 13 Reb, 16 Ast |
| 2/22/84  | at SEA  | 22 Pts, 13 Reb, 11 Ast |
| 3/21/84  | at KCK  | 24 Pts, 12 Reb, 19 Ast |
| 3/29/84  | vs. HOU | 14 Pts, 11 Reb, 10 Ast |
| 10/30/84 | vs. GSW | 16 Pts, 12 Reb, 10 Ast |
| 11/1/84  | at SEA  | 10 Pts, 10 Reb, 10 Ast |
| 11/28/84 | at UTA  | 20 Pts, 10 Reb, 14 Ast |
| 12/04/84 | at CLE  | 28 Pts, 10 Reb, 20 Ast |
| 12/18/84 | at ATL  | 25 Pts, 14 Reb, 14 Ast |
| 12/21/84 | vs. PHX | 25 Pts, 10 Reb, 12 Ast |
| 12/28/84 | at DEN  | 21 Pts, 11 Reb, 14 Ast |
| 12/29/84 | vs. LAC | 15 Pts, 10 Reb, 16 Ast |
| 2/21/85  | at KCK  | 15 Pts, 10 Reb, 17 Ast |
| 2/26/85  | vs. HOU | 15 Pts, 11 Reb, 18 Ast |
| 3/24/85  | vs. DET | 25 Pts, 10 Reb, 19 Ast |
| 11/8/85  | vs. DEN | 19 Pts, 10 Reb, 12 Ast |
| 11/29/85 | vs. SEA | 14 Pts, 16 Reb, 17 Ast |
| 3/16/86  | vs. HOU | 19 Pts, 12 Reb, 12 Ast |
| 12/16/86 | at CLE  | 25 Pts, 11 Reb, 14 Ast |
| 1/4/87   | vs. UTA | 26 Pts, 10 Reb, 11 Ast |
| 1/22/87  | at IND  | 29 Pts, 10 Reb, 11 Ast |
| 2/27/87  | vs. GSW | 21 Pts, 10 Reb, 15 Ast |
| 3/18/87  | vs. UTA | 27 Pts, 11 Reb, 19 Ast |
| 3/22/87  | vs. SAC | 33 Pts, 12 Reb, 19 Ast |
| 3/31/87  | vs. HOU | 21 Pts, 10 Reb, 13 Ast |
| 4/2/87   | at SEA  | 34 Pts, 10 Reb, 13 Ast |
| 4/3/87   | at POR  | 35 Pts, 10 Reb, 11 Ast |
| 4/5/87   | at DEN  | 23 Pts, 11 Reb, 10 Ast |
| 4/10/87  | vs. SAS | 18 Pts, 12 Reb, 13 Ast |
| 11/8/87  | vs. HOU | 23 Pts, 10 Reb, 12 Ast |
| 12/4/87  | at MIL  | 22 Pts, 10 Reb, 12 Ast |
| 12/8/87  | at NJN  | 13 Pts, 13 Reb, 14 Ast |
| 1/13/88  | at LAC  | 27 Pts, 11 Reb, 13 Ast |
| 1/21/88  | at DEN  | 18 Pts, 10 Reb, 14 Ast |
| 2/4/88   | at LAC  | 18 Pts, 10 Reb, 11 Ast |

|          |         |                        |
|----------|---------|------------------------|
| 2/19/88  | at ATL  | 29 Pts, 11 Reb, 19 Ast |
| 3/6/88   | at DAL  | 14 Pts, 10 Reb, 16 Ast |
| 3/7/88   | at PHI  | 22 Pts, 11 Reb, 17 Ast |
| 4/12/88  | vs. POR | 23 Pts, 11 Reb, 13 Ast |
| 4/13/88  | at DEN  | 14 Pts, 11 Reb, 10 Ast |
| 4/17/88  | at HOU  | 19 Pts, 10 Reb, 12 Ast |
| 11/22/88 | at NYK  | 25 Pts, 12 Reb, 13 Ast |
| 11/28/88 | at PHI  | 32 Pts, 11 Reb, 20 Ast |
| 12/2/88  | vs. UTA | 17 Pts, 12 Reb, 15 Ast |
| 12/7/88  | vs. PHX | 19 Pts, 12 Reb, 18 Ast |
| 12/10/88 | at IND  | 32 Pts, 11 Reb, 13 Ast |
| 12/13/88 | at CLE  | 31 Pts, 12 Reb, 13 Ast |
| 12/28/88 | vs. PHI | 26 Pts, 10 Reb, 18 Ast |
| 1/16/89  | vs. HOU | 17 Pts, 13 Reb, 18 Ast |
| 1/24/89  | vs. NYK | 26 Pts, 11 Reb, 11 Ast |
| 1/27/89  | vs. CHI | 12 Pts, 10 Reb, 10 Ast |
| 1/31/89  | at HOU  | 17 Pts, 11 Reb, 10 Ast |
| 3/13/89  | vs. HOU | 19 Pts, 12 Reb, 11 Ast |
| 3/17/89  | vs. DAL | 31 Pts, 12 Reb, 13 Ast |
| 3/23/89  | at SAC  | 25 Pts, 10 Reb, 14 Ast |
| 3/26/89  | vs. PHX | 34 Pts, 10 Reb, 18 Ast |
| 4/1/89   | at DEN  | 20 Pts, 17 Reb, 15 Ast |
| 4/18/89  | vs. DEN | 24 Pts, 17 Reb, 17 Ast |
| 11/9/89  | at GSW  | 19 Pts, 10 Reb, 10 Ast |
| 11/19/89 | vs. WAS | 25 Pts, 10 Reb, 14 Ast |
| 12/7/89  | vs. PHX | 18 Pts, 11 Reb, 12 Ast |
| 12/19/89 | at CHI  | 18 Pts, 12 Reb, 10 Ast |
| 1/12/90  | vs. HOU | 31 Pts, 11 Reb, 11 Ast |
| 2/6/90   | at POR  | 24 Pts, 10 Reb, 15 Ast |
| 2/21/90  | at DEN  | 17 Pts, 11 Reb, 17 Ast |
| 3/9/90   | vs. GSW | 33 Pts, 13 Reb, 16 Ast |
| 3/30/90  | vs. POR | 25 Pts, 10 Reb, 14 Ast |
| 4/13/90  | vs. GSW | 21 Pts, 10 Reb, 13 Ast |
| 4/15/90  | vs. HOU | 25 Pts, 11 Reb, 11 Ast |
| 11/11/90 | vs. NYK | 24 Pts, 15 Reb, 14 Ast |
| 11/15/90 | at HOU  | 24 Pts, 10 Reb, 16 Ast |
| 11/19/90 | at DEN  | 21 Pts, 10 Reb, 11 Ast |
| 12/1/90  | at PHX  | 25 Pts, 12 Reb, 15 Ast |
| 12/4/90  | vs. DET | 21 Pts, 12 Reb, 14 Ast |
| 12/30/90 | vs. PHI | 34 Pts, 13 Reb, 13 Ast |
| 1/11/91  | vs. CLE | 27 Pts, 10 Reb, 14 Ast |
| 2/19/91  | at HOU  | 18 Pts, 10 Reb, 17 Ast |
| 2/21/91  | at DAL  | 21 Pts, 10 Reb, 12 Ast |
| 3/12/91  | at MIA  | 21 Pts, 11 Reb, 14 Ast |
| 3/25/91  | at SAC  | 19 Pts, 12 Reb, 14 Ast |
| 3/29/91  | vs. POR | 23 Pts, 10 Reb, 12 Ast |
| 4/2/91   | at SAS  | 30 Pts, 12 Reb, 10 Ast |
| 2/14/96  | vs. ATL | 15 Pts, 10 Reb, 13 Ast |

### Karl Malone (1)

|          |         |                        |
|----------|---------|------------------------|
| 11/28/03 | vs. SAS | 10 Pts, 11 Reb, 10 Ast |
|----------|---------|------------------------|

### Lamar Odom (4)

|         |         |                        |
|---------|---------|------------------------|
| 4/11/06 | vs. GSW | 15 Pts, 13 Reb, 10 Ast |
| 4/14/06 | vs. POR | 16 Pts, 12 Reb, 12 Ast |
| 4/3/07  | vs. DEN | 17 Pts, 14 Reb, 12 Ast |
| 2/13/08 | at MIN  | 10 Pts, 16 Reb, 10 Ast |

### Gary Payton (1)

|        |         |                        |
|--------|---------|------------------------|
| 3/2/04 | vs. ATL | 23 Pts, 10 Reb, 10 Ast |
|--------|---------|------------------------|

### Sam Perkins (1)

|         |        |                        |
|---------|--------|------------------------|
| 1/24/93 | at WAS | 16 Pts, 13 Reb, 10 Ast |
|---------|--------|------------------------|

### Julius Randle (1)

|         |         |                        |
|---------|---------|------------------------|
| 3/25/16 | vs. DEN | 13 Pts, 18 Reb, 10 Ast |
|---------|---------|------------------------|



## 4-PT. PLAYS / SCORE MARGINS



### LAKERS FOUR-POINT PLAYS (SINCE 1978-79 SEASON)

| <u>Player</u>    | <u>Date</u> | <u>Opp.</u> | <u>Player</u> | <u>Date</u> | <u>Opp.</u>        | <u>Player</u>   | <u>Date</u> | <u>Opp.</u>          |
|------------------|-------------|-------------|---------------|-------------|--------------------|-----------------|-------------|----------------------|
| Lou Williams     | 3/23/16     | @ PHX       | Nick Young    | 12/21/13    | @ GSW              | Kobe Bryant     | 3/25/07     | vs. GSW              |
| Jordan Clarkson  | 2/22/16     | @ MIL       | Nick Young    | 12/20/13    | vs. MIN            | Sasha Vujacic   | 3/25/07     | vs. GSW              |
| Lou Williams     | 2/19/16     | vs. SAS     | Xavier Henry  | 12/1/13     | vs. POR            | Kobe Bryant     | 4/6/06      | @ DEN                |
| Kobe Bryant      | 2/10/16     | @ CLE       | Nick Young    | 11/13/13    | @ DEN              | Sasha Vujacic   | 11/29/05    | @ SAS                |
| Kobe Bryant      | 2/6/16      | @ SAS       | Kobe Bryant   | 3/5/13      | @ OKC              | Kobe Bryant     | 12/16/04    | @ SAS                |
| D'Angelo Russell | 1/23/16     | @ POR       | Jodie Meeks   | 2/14/13     | vs. LAC            | Derek Fisher    | 1/19/04     | vs. PHX              |
| Jordan Clarkson  | 1/12/16     | vs. NOP     | Kobe Bryant   | 12/7/12     | @ OKC              | Kobe Bryant     | 4/24/03     | vs. MIN <sup>^</sup> |
| Kobe Bryant      | 12/22/15    | @ DEN       | Kobe Bryant   | 12/29/11    | vs. NYK            | Kobe Bryant     | 3/20/03     | @ SAC                |
| Kobe Bryant      | 12/15/15    | vs. MIL     | Lamar Odom    | 1/19/11     | @ DAL              | Kobe Bryant     | 5/24/02     | vs. SAS <sup>^</sup> |
| Ryan Kelly       | 3/4/15      | @ MIA       | Matt Barnes   | 11/19/10    | @ MIN              | Derek Fisher    | 3/17/02     | vs. DAL              |
| Wayne Ellington  | 1/27/15     | vs. WAS     | Kobe Bryant   | 11/3/10     | @ SAC              | Derek Fisher    | 2/15/02     | vs. ATL              |
| Nick Young       | 1/19/15     | @ PHX       | Kobe Bryant   | 2/23/10     | @ MEM              | Mitch Richmond  | 1/4/02      | vs. PHX              |
| Nick Young       | 1/7/15      | vs. LAC     | Kobe Bryant   | 1/8/10      | @ POR              | Kobe Bryant     | 11/27/00    | @ LAC                |
| Nick Young       | 12/21/14    | @ SAC       | Sasha Vujacic | 11/8/09     | vs. NOH            | Glen Rice       | 6/14/00     | @ IND <sup>^</sup>   |
| Nick Young       | 12/9/14     | vs. SAC     | Kobe Bryant   | 6/9/09      | @ ORL <sup>^</sup> | Eddie Jones     | 11/19/97    | vs. MIN              |
| Nick Young       | 4/2/14      | @ SAC       | Sasha Vujacic | 1/4/09      | vs. POR            | Eddie Jones     | 11/13/97    | @ SAS                |
| Nick Young       | 3/25/14     | vs. NYK     | Derek Fisher  | 12/9/08     | @ SAC              | Derek Fisher    | 12/27/96    | vs. BOS              |
| Nick Young       | 3/23/14     | vs. ORL     | Sasha Vujacic | 5/27/08     | @ SAS <sup>^</sup> | Nick Van Exel   | 12/21/96    | vs. MIN              |
| Ryan Kelly       | 3/6/14      | vs. LAC     | Sasha Vujacic | 4/4/08      | vs. DAL            | Anthony Peeler  | 11/19/95    | vs. LAC              |
| Ryan Kelly       | 1/31/14     | vs. CHA     | Kobe Bryant   | 4/2/08      | vs. POR            | Cedric Ceballos | 4/20/95     | @ POR                |
| Nick Young       | 12/25/13    | vs. MIA     | Kobe Bryant   | 2/13/08     | @ MIN              |                 |             |                      |

### LARGEST MARGIN OF VICTORY\*

| <u>Date</u> | <u>Opponent</u>   | <u>Score</u> | <u>Margin</u> |
|-------------|-------------------|--------------|---------------|
| 3/19/72     | vs. Golden State  | 162-99       | 63            |
| 11/12/66    | vs. Detroit       | 144-88       | 56            |
| 1/11/11     | vs. Cleveland     | 112-57       | 55            |
| 2/3/67      | vs. San Francisco | 129-80       | 49            |
| 11/23/88    | at Miami          | 138-91       | 47            |
| 12/16/51    | vs. Milwaukee     | 99-52        | 47            |
| 1/9/04      | vs. Atlanta       | 113-67       | 46            |
| 2/4/00      | vs. Utah          | 113-67       | 46            |
| 3/5/86      | vs. Utah          | 130-84       | 46            |
| 11/13/79    | at San Diego      | 137-91       | 46            |

### LARGEST MARGIN OF DEFEAT\*

| <u>Date</u> | <u>Opponent</u>   | <u>Score</u> | <u>Margin</u> |
|-------------|-------------------|--------------|---------------|
| 3/28/16     | at Utah           | 75-123       | 48            |
| 3/6/14      | vs. L.A. Clippers | 94-142       | 48            |
| 1/9/95      | at Portland       | 129-83       | 46            |
| 11/11/55    | at Boston         | 75-119       | 44            |
| 2/14/59     | at St. Louis      | 139-96       | 43            |
| 4/22/90     | at Portland       | 130-88       | 42            |
| 12/19/15    | at Oklahoma City  | 78-118       | 40            |
| 1/21/92     | at Portland       | 131-92       | 39            |
| 11/11/66    | at San Francisco  | 132-93       | 39            |
| 2/9/60      | vs. Boston        | 90-129       | 39            |



<sup>^</sup> Playoffs; \* Regular Season Only





## WINNING / LOSING STREAKS

### ALL-TIME LONGEST REGULAR SEASON WIN STREAKS

#### PROFESSIONAL SPORTS HISTORY



# 33

1971-72  
LOS ANGELES LAKERS



### LONGEST WIN STREAK (SINGLE SEASON)

|              |             |             |             |
|--------------|-------------|-------------|-------------|
| 33*, 1971-72 | 14, 1949-50 | 11, 1986-87 | 10, 1998-99 |
| 19, 1999-00  | 13, 1972-73 | 11, 1972-73 | 10, 1987-88 |
| 16, 1999-00  | 11, 2009-10 | 11, 1962-63 | 10, 1986-87 |
| 16, 1990-91  | 11, 2003-04 | 11, 1953-54 | 10, 1984-85 |
| 15, 1987-88  | 11, 1999-00 | 10, 2007-08 | 10, 1953-54 |
| 14, 1978-79  | 11, 1997-98 | 10, 2003-04 | 10, 1948-49 |

### LONGEST HOME WIN STREAK (SINGLE SEASON)

|             |             |              |             |
|-------------|-------------|--------------|-------------|
| 27, 1949-50 | 17, 1988-89 | 15, 2002-03  | 14, 1990-91 |
| 21, 1976-77 | 17, 1984-85 | 15, 2001-02  | 14, 1952-53 |
| 18, 1979-80 | 17, 1971-72 | 15, 1986-87  |             |
| 18, 1950-51 | 15, 2008-09 | 14, 1999-00* |             |

### LONGEST HOME WIN STREAK (COMBINED SEASONS)

|                       |
|-----------------------|
| 30, 1949-50 - 1950-51 |
| 27, 2002-03 - 2003-04 |
| 24, 1987-88 - 1988-89 |

### LONGEST ROAD WIN STREAK (SINGLE SEASON)

|              |            |            |             |
|--------------|------------|------------|-------------|
| 16*, 1971-72 | 8, 1999-00 | 7, 1999-00 | 7, 1990-91  |
| 12, 1972-73  | 7, 2008-09 | 7, 1997-98 | 7, 1987-88^ |
| 10, 1999-00  | 7, 2007-08 | 7, 1995-96 | 7, 1961-62  |

### LONGEST LOSING STREAK (SINGLE SEASON)

|             |            |             |
|-------------|------------|-------------|
| 10, 2015-16 | 8, 1957-58 | 7, 2013-14  |
| 10, 1993-94 | 8, 1956-57 | 7, 2006-07  |
| 9, 2014-15  | 7, 2015-16 | 7, 1991-92  |
| 8, 2015-16  | 7, 2014-15 | 7, 1957-58* |
| 8, 2004-05  |            |             |

### LONGEST HOME LOSING STREAK (SINGLE SEASON)

|             |             |            |            |
|-------------|-------------|------------|------------|
| 8, 2013-14  | 5, 2006-07  | 4, 1991-92 | 4, 1957-58 |
| 6, 2015-16  | 5, 2004-05  | 4, 1983-84 | 4, 1959-60 |
| 6, 1992-93  | 5, 1993-94* | 4, 1969-70 |            |
| 5, 2014-15* | 4, 2015-16  | 4, 1963-64 |            |

### LONGEST ROAD LOSING STREAK (SINGLE SEASON)

|             |             |            |
|-------------|-------------|------------|
| 13, 2015-16 | 9, 2004-05  | 8, 2015-16 |
| 11, 2014-15 | 9, 2003-04  | 8, 2012-13 |
| 10, 1963-64 | 9, 1960-61  | 8, 1988-89 |
| 10, 1957-58 | 9, 1956-57* | 8, 1974-75 |



# 26

1916  
NEW YORK GIANTS



# 17

1992-93  
PITTSBURGH PENGUINS



# 23

2008-09  
INDIANAPOLIS COLTS



### LAKERS OWN PROFESSIONAL SPORTS ALL-TIME WINNING STREAK

The 1971-72 Los Angeles Lakers, who posted the second-best regular season record in NBA history (69-13), won a still-standing professional sports record 33 consecutive games from November 5, 1971 through January 7, 1972. The following is a game-by-game list of each victory:

|                         |         |                          |         |                          |             |
|-------------------------|---------|--------------------------|---------|--------------------------|-------------|
| Nov. 5 vs. Baltimore    | 110-106 | Nov. 25 at Seattle       | 139-115 | Dec. 18 at Phoenix       | 132-106     |
| Nov. 6 at Golden State  | 105-89  | Nov. 26 vs. Detroit      | 132-113 | Dec. 19 vs. Philadelphia | 154-132     |
| Nov. 7 vs. New York     | 103-96  | Nov. 28 vs. Seattle      | 138-121 | Dec. 21 at Buffalo       | 117-103     |
| Nov. 9 at Chicago       | 122-109 | Dec. 1 at Boston         | 124-111 | Dec. 22 at Baltimore     | 127-120     |
| Nov. 10 at Philadelphia | 143-103 | Dec. 3 at Philadelphia   | 131-116 | Dec. 26 vs. Houston      | 137-115     |
| Nov. 12 vs. Seattle     | 115-107 | Dec. 5 vs. Portland      | 123-107 | Dec. 28 vs. Buffalo      | 105-87      |
| Nov. 13 at Portland     | 130-108 | Dec. 8 at Houston        | 125-120 | Dec. 30 at Seattle       | 122-106     |
| Nov. 14 vs. Boston      | 128-115 | Dec. 9 at Golden State   | 124-111 | Jan. 2 vs. Boston        | 122-113     |
| Nov. 16 vs. Cleveland   | 108-90  | Dec. 10 vs. Phoenix      | 126-117 | Jan. 5 at Cleveland      | 113-103     |
| Nov. 19 vs. Houston     | 106-99  | Dec. 12 vs. Atlanta      | 105-95  | Jan. 7 at Atlanta        | 134-90      |
| Nov. 21 vs. Milwaukee   | 112-105 | Dec. 14 at Portland      | 129-114 | Jan. 9 at Milwaukee      | 104-120 (L) |
|                         |         | Dec. 17 vs. Golden State | 129-99  |                          |             |



# SEASON-BY-SEASON LEADERS



## SCORING

|                      | G            | PTS      | AVG   |
|----------------------|--------------|----------|-------|
| 1948-49              | Mikan        | 60 1698* | 28.3* |
| 1949-50              | Mikan        | 68 1865* | 27.4* |
| 1950-51              | Mikan        | 68 1932* | 28.4* |
| 1951-52              | Mikan        | 64 1523  | 23.8  |
| 1952-53              | Mikan        | 70 1442  | 20.6  |
| 1953-54              | Mikan        | 72 1306  | 18.1  |
| 1954-55              | Mikkelsen    | 71 1327  | 18.7  |
| 1955-56              | Lovellette   | 71 1526  | 21.5  |
| 1956-57              | Lovellette   | 69 1434  | 20.8  |
| 1957-58              | Mikkelsen    | 71 1248  | 17.3  |
| 1958-59              | Baylor       | 70 1742  | 24.9  |
| 1959-60              | Baylor       | 70 2074  | 29.6  |
| 1960-61              | Baylor       | 73 2538  | 34.8  |
| 1961-62              | West         | 75 2310  | 30.8  |
| 1962-63              | Baylor       | 80 2719  | 34.0  |
| 1963-64              | West         | 72 2064  | 28.7  |
| 1964-65              | West         | 74 2292  | 31.0  |
| 1965-66              | West         | 79 2476  | 31.3  |
| 1966-67              | West         | 66 1892  | 28.7  |
| 1967-68              | Baylor       | 77 2007  | 26.0  |
| 1968-69              | Baylor       | 76 1881  | 24.8  |
| 1969-70 <sup>A</sup> | West         | 74 2309  | 31.2* |
| 1970-71 <sup>A</sup> | West         | 69 1859  | 26.9  |
| 1971-72 <sup>A</sup> | Goodrich     | 82 2127  | 25.9  |
| 1972-73 <sup>A</sup> | Goodrich     | 76 1814  | 23.9  |
| 1973-74 <sup>A</sup> | Goodrich     | 82 2076  | 25.3  |
| 1974-75 <sup>A</sup> | Goodrich     | 72 1630  | 22.6  |
| 1975-76 <sup>A</sup> | Abdul-Jabbar | 82 2275  | 27.7  |
| 1976-77 <sup>A</sup> | Abdul-Jabbar | 82 1152  | 26.2  |
| 1977-78 <sup>A</sup> | Abdul-Jabbar | 82 2600  | 25.8  |
| 1978-79 <sup>A</sup> | Abdul-Jabbar | 80 1903  | 23.8  |
| 1979-80 <sup>A</sup> | Abdul-Jabbar | 82 2034  | 24.8  |
| 1980-81 <sup>A</sup> | Abdul-Jabbar | 80 2095  | 26.2  |
| 1981-82 <sup>A</sup> | Abdul-Jabbar | 76 1818  | 23.9  |
| 1982-83 <sup>A</sup> | Abdul-Jabbar | 79 1722  | 21.8  |
| 1983-84 <sup>A</sup> | Abdul-Jabbar | 80 1717  | 21.5  |
| 1984-85 <sup>A</sup> | Abdul-Jabbar | 79 1735  | 22.0  |
| 1985-86 <sup>A</sup> | Abdul-Jabbar | 79 1846  | 23.4  |
| 1986-87 <sup>A</sup> | Johnson      | 80 1909  | 23.9  |
| 1987-88 <sup>A</sup> | Scott        | 81 1754  | 21.7  |
| 1988-89 <sup>A</sup> | Johnson      | 77 1730  | 22.5  |
| 1989-90 <sup>A</sup> | Johnson      | 79 1765  | 22.3  |
| 1990-91 <sup>A</sup> | Worthy       | 78 1670  | 21.4  |
| 1991-92 <sup>A</sup> | Threatt      | 82 1240  | 15.1  |
| 1992-93 <sup>A</sup> | Threatt      | 82 1235  | 15.1  |
| 1993-94 <sup>A</sup> | Divac        | 79 1123  | 14.2  |
| 1994-95 <sup>A</sup> | Van Exel     | 80 1348  | 16.9  |
| 1995-96 <sup>A</sup> | Ceballos     | 78 1656  | 21.2  |
| 1996-97 <sup>A</sup> | Jones        | 80 1374  | 17.2  |
| 1997-98 <sup>A</sup> | O'Neal       | 60 1699  | 28.3  |
| 1998-99 <sup>A</sup> | O'Neal       | 49 1289* | 26.3  |
| 1999-00 <sup>A</sup> | O'Neal       | 79 2344* | 29.7* |
| 2000-01 <sup>A</sup> | O'Neal       | 74 2125  | 28.7  |
| 2001-02 <sup>A</sup> | O'Neal       | 67 1822  | 27.2  |
| 2002-03 <sup>A</sup> | Bryant       | 82 2461* | 30.0  |
| 2003-04 <sup>A</sup> | Bryant       | 65 1557  | 24.0  |
| 2004-05 <sup>A</sup> | Bryant       | 66 1819  | 27.6  |
| 2005-06 <sup>A</sup> | Bryant       | 80 2832* | 35.4* |
| 2006-07 <sup>A</sup> | Bryant       | 77 2430* | 31.6* |
| 2007-08 <sup>A</sup> | Bryant       | 82 2323* | 28.3  |
| 2008-09 <sup>A</sup> | Bryant       | 82 2201  | 26.8  |
| 2009-10 <sup>A</sup> | Bryant       | 73 1970  | 27.0  |
| 2010-11 <sup>A</sup> | Bryant       | 82 2078  | 25.3  |
| 2011-12 <sup>A</sup> | Bryant       | 58 1616  | 27.9  |
| 2012-13 <sup>A</sup> | Bryant       | 78 2133  | 27.3  |
| 2013-14 <sup>A</sup> | Meeks        | 77 1209  | 15.7  |
| 2014-15 <sup>A</sup> | Hill         | 70 841   | 12.0  |
| 2015-16 <sup>A</sup> | Clarkson     | 79 1225  | 15.5  |

(70% of games or annual NBA league leader statistical minimums used for averages)

## ASSISTS

|                      | G        | AST     | AVG   |
|----------------------|----------|---------|-------|
| 1948-49              | Mikan    | 60 218  | 3.6   |
| 1949-50              | Pollard  | 66 252  | 3.8   |
| 1950-51              | Martin   | 68 235  | 3.5   |
| 1951-52              | Martin   | 66 249  | 3.8   |
| 1952-53              | Martin   | 70 250  | 3.6   |
| 1953-54              | Martin   | 69 253  | 3.7   |
| 1954-55              | Martin   | 72 427  | 5.9   |
| 1955-56              | Martin   | 72 445  | 6.2   |
| 1956-57              | Mencel   | 72 201  | 2.8   |
| 1957-58              | Leonard  | 66 218  | 3.3   |
| 1958-59              | Baylor   | 70 287  | 4.1   |
| 1959-60              | Hundley  | 73 338  | 4.6   |
| 1960-61              | Baylor   | 73 371  | 5.1   |
| 1961-62              | West     | 75 402  | 5.4   |
| 1962-63              | Baylor   | 80 386  | 4.8   |
| 1963-64              | West     | 72 403  | 5.6   |
| 1964-65              | West     | 74 364  | 4.9   |
| 1965-66              | West     | 79 480  | 6.1   |
| 1966-67              | West     | 66 447  | 6.8   |
| 1967-68              | Baylor   | 77 355  | 4.6   |
| 1968-69              | West     | 61 423  | 6.9   |
| 1969-70 <sup>A</sup> | West     | 74 554  | 7.5   |
| 1970-71 <sup>A</sup> | West     | 69 655  | 9.5   |
| 1971-72 <sup>A</sup> | West     | 77 747  | 9.7*  |
| 1972-73 <sup>A</sup> | West     | 69 607  | 8.8   |
| 1973-74 <sup>A</sup> | Hawkins  | 71 379  | 5.3   |
| 1974-75 <sup>A</sup> | Goodrich | 72 420  | 5.8   |
| 1975-76 <sup>A</sup> | Goodrich | 75 421  | 5.6   |
| 1976-77 <sup>A</sup> | Allen    | 78 405  | 5.2   |
| 1977-78 <sup>A</sup> | Nixon    | 81 553  | 6.8   |
| 1978-79 <sup>A</sup> | Nixon    | 82 737  | 9.0   |
| 1979-80 <sup>A</sup> | Nixon    | 82 642  | 7.8   |
| 1980-81 <sup>A</sup> | Nixon    | 79 696  | 8.8   |
| 1981-82 <sup>A</sup> | Johnson  | 78 743  | 9.5   |
| 1982-83 <sup>A</sup> | Johnson  | 79 829* | 10.5* |
| 1983-84 <sup>A</sup> | Johnson  | 67 875  | 13.1* |
| 1984-85 <sup>A</sup> | Johnson  | 77 968  | 12.6  |
| 1985-86 <sup>A</sup> | Johnson  | 72 907* | 12.6* |
| 1986-87 <sup>A</sup> | Johnson  | 80 977* | 12.2* |
| 1987-88 <sup>A</sup> | Johnson  | 72 858  | 11.9  |
| 1988-89 <sup>A</sup> | Johnson  | 77 988  | 12.8  |
| 1989-90 <sup>A</sup> | Johnson  | 79 907  | 11.5  |
| 1990-91 <sup>A</sup> | Johnson  | 79 989  | 12.5  |
| 1991-92 <sup>A</sup> | Threatt  | 82 593  | 7.2   |
| 1992-93 <sup>A</sup> | Threatt  | 82 564  | 6.9   |
| 1993-94 <sup>A</sup> | Van Exel | 81 466  | 5.8   |
| 1994-95 <sup>A</sup> | Van Exel | 80 660  | 8.3   |
| 1995-96 <sup>A</sup> | Van Exel | 74 509  | 6.9   |
| 1996-97 <sup>A</sup> | Van Exel | 79 672  | 8.5   |
| 1997-98 <sup>A</sup> | Van Exel | 64 442  | 6.9   |
| 1998-99 <sup>A</sup> | Harper   | 45 187  | 4.2   |
| 1999-00 <sup>A</sup> | O'Neal   | 79 299  | 3.8   |
| 2000-01 <sup>A</sup> | O'Neal   | 74 277  | 3.7   |
| 2001-02 <sup>A</sup> | Bryant   | 80 438  | 5.5   |
| 2002-03 <sup>A</sup> | Bryant   | 82 481  | 5.9   |
| 2003-04 <sup>A</sup> | Payton   | 82 449  | 5.5   |
| 2004-05 <sup>A</sup> | Atkins   | 82 358  | 4.4   |
| 2005-06 <sup>A</sup> | Odom     | 80 443  | 5.5   |
| 2006-07 <sup>A</sup> | Bryant   | 77 413  | 5.4   |
| 2007-08 <sup>A</sup> | Bryant   | 82 441  | 5.4   |
| 2008-09 <sup>A</sup> | Bryant   | 82 399  | 4.9   |
| 2009-10 <sup>A</sup> | Bryant   | 73 365  | 5.0   |
| 2010-11 <sup>A</sup> | Bryant   | 82 388  | 4.7   |
| 2011-12 <sup>A</sup> | Bryant   | 58 264  | 4.6   |
| 2012-13 <sup>A</sup> | Bryant   | 78 469  | 6.0   |
| 2013-14 <sup>A</sup> | Gasol    | 60 201  | 3.4   |
| 2014-15 <sup>A</sup> | Lin      | 74 339  | 4.6   |
| 2015-16 <sup>A</sup> | Russell  | 80 266  | 3.3   |

(70% of games or annual NBA league leader statistical minimums used for averages)

## REBOUNDS

|                      | G            | REB      | AVG   |
|----------------------|--------------|----------|-------|
| 1948-49              | -            | -        | -     |
| 1949-50              | -            | -        | -     |
| 1950-51              | Mikan        | 68 958   | 14.1  |
| 1951-52              | Mikan        | 64 866   | 13.5* |
| 1952-53              | Mikan        | 70 1007* | 14.4* |
| 1953-54              | Mikan        | 72 1028  | 14.3  |
| 1954-55              | Lovellette   | 70 802   | 11.5  |
| 1955-56              | Lovellette   | 71 992   | 14.0  |
| 1956-57              | Lovellette   | 69 932   | 13.5  |
| 1957-58              | Foust        | 72 876   | 12.2  |
| 1958-59              | Baylor       | 70 1050  | 15.0  |
| 1959-60              | Baylor       | 70 1150  | 15.0  |
| 1960-61              | Baylor       | 73 1447  | 19.8  |
| 1961-62              | Baylor       | 58 892   | 18.6  |
| 1962-63              | Baylor       | 80 1146  | 14.3  |
| 1963-64              | Baylor       | 78 936   | 12.0  |
| 1964-65              | Baylor       | 74 950   | 12.8  |
| 1965-66              | Ellis        | 80 735   | 9.2   |
| 1966-67              | Imhoff       | 81 1080  | 13.3  |
| 1967-68              | Baylor       | 77 941   | 12.2  |
| 1968-69              | Chamberlain  | 81 1712* | 21.1* |
| 1969-70 <sup>A</sup> | Roberson     | 80 672   | 9.1   |
| 1970-71 <sup>A</sup> | Chamberlain  | 82 1493* | 18.2* |
| 1971-72 <sup>A</sup> | Chamberlain  | 82 1572* | 19.2* |
| 1972-73 <sup>A</sup> | Chamberlain  | 82 1526* | 18.6* |
| 1973-74 <sup>A</sup> | Hairston     | 77 1040  | 13.5  |
| 1974-75 <sup>A</sup> | Hairston     | 74 946   | 12.8  |
| 1975-76 <sup>A</sup> | Abdul-Jabbar | 82 1383* | 16.9* |
| 1976-77 <sup>A</sup> | Abdul-Jabbar | 82 1090* | 13.3  |
| 1977-78 <sup>A</sup> | Abdul-Jabbar | 82 801   | 12.9  |
| 1978-79 <sup>A</sup> | Abdul-Jabbar | 80 1025  | 12.8  |
| 1979-80 <sup>A</sup> | Abdul-Jabbar | 82 886   | 10.8  |
| 1980-81 <sup>A</sup> | Abdul-Jabbar | 80 821   | 10.3  |
| 1981-82 <sup>A</sup> | Johnson      | 78 751   | 9.6   |
| 1982-83 <sup>A</sup> | Johnson      | 79 683   | 8.6   |
| 1983-84 <sup>A</sup> | Abdul-Jabbar | 80 587   | 7.3   |
| 1984-85 <sup>A</sup> | Abdul-Jabbar | 79 622   | 7.9   |
| 1985-86 <sup>A</sup> | Lucas        | 77 566   | 7.4   |
| 1986-87 <sup>A</sup> | Green        | 79 615   | 7.8   |
| 1987-88 <sup>A</sup> | Green        | 82 710   | 8.7   |
| 1988-89 <sup>A</sup> | Green        | 82 739   | 9.0   |
| 1989-90 <sup>A</sup> | Green        | 82 712   | 8.7   |
| 1990-91 <sup>A</sup> | Divac        | 82 666   | 8.1   |
| 1991-92 <sup>A</sup> | Divac        | 82 762   | 9.3   |
| 1992-93 <sup>A</sup> | Green        | 82 729   | 8.9   |
| 1993-94 <sup>A</sup> | Divac        | 79 851   | 10.8  |
| 1994-95 <sup>A</sup> | Divac        | 80 829   | 10.4  |
| 1995-96 <sup>A</sup> | Divac        | 79 679   | 8.6   |
| 1996-97 <sup>A</sup> | Campbell     | 77 615   | 8.0   |
| 1997-98 <sup>A</sup> | Horry        | 72 542   | 7.5   |
| 1998-99 <sup>A</sup> | O'Neal       | 49 525   | 10.7  |
| 1999-00 <sup>A</sup> | O'Neal       | 79 1078  | 13.6  |
| 2000-01 <sup>A</sup> | O'Neal       | 74 940   | 12.7  |
| 2001-02 <sup>A</sup> | Horry        | 81 479   | 5.9   |
| 2002-03 <sup>A</sup> | Bryant       | 82 564   | 6.9   |
| 2003-04 <sup>A</sup> | Payton       | 82 342   | 4.2   |
| 2004-05 <sup>A</sup> | Mihm         | 75 502   | 6.7   |
| 2005-06 <sup>A</sup> | Odom         | 80 738   | 9.2   |
| 2006-07 <sup>A</sup> | Bynum        | 82 484   | 5.9   |
| 2007-08 <sup>A</sup> | Gasol        | 77 819   | 10.6  |
| 2008-09 <sup>A</sup> | Gasol        | 81 780   | 9.6   |
| 2009-10 <sup>A</sup> | Odom         | 82 802   | 9.8   |
| 2010-11 <sup>A</sup> | Gasol        | 82 836   | 10.2  |
| 2011-12 <sup>A</sup> | Bynum        | 60 709   | 11.8  |
| 2012-13 <sup>A</sup> | Howard       | 76 945   | 12.4* |
| 2013-14 <sup>A</sup> | Gasol        | 60 580   | 9.7   |
| 2014-15 <sup>A</sup> | Davis        | 79 600   | 7.6   |
| 2015-16 <sup>A</sup> | Randle       | 81 829   | 10.2  |

(70% of games or annual NBA league leader statistical minimums used for averages)



\* Denotes NBA Leader / ^ Based on per-game average while meeting annual NBA league leader minimums



# SEASON-BY-SEASON LEADERS

## BLOCKED SHOTS

|          |              | G  | BS   | AVG   |
|----------|--------------|----|------|-------|
| 1973-74* | Smith        | 81 | 393* | 4.85* |
| 1974-75* | Smith        | 74 | 216  | 2.92  |
| 1975-76* | Abdul-Jabbar | 82 | 338* | 4.12* |
| 1976-77* | Abdul-Jabbar | 82 | 261* | 3.18  |
| 1977-78* | Abdul-Jabbar | 62 | 185  | 2.98  |
| 1978-79* | Abdul-Jabbar | 80 | 316* | 3.95* |
| 1979-80* | Abdul-Jabbar | 82 | 280* | 3.41* |
| 1980-81* | Abdul-Jabbar | 80 | 228  | 2.85  |
| 1981-82* | Abdul-Jabbar | 76 | 207  | 2.72  |
| 1982-83* | Abdul-Jabbar | 79 | 170  | 2.15  |
| 1983-84* | Abdul-Jabbar | 80 | 143  | 1.79  |
| 1984-85* | Abdul-Jabbar | 79 | 162  | 2.05  |
| 1985-86* | Abdul-Jabbar | 79 | 130  | 1.65  |
| 1986-87* | Abdul-Jabbar | 78 | 97   | 1.24  |
| 1987-88* | Abdul-Jabbar | 80 | 92   | 1.15  |
| 1988-89* | Abdul-Jabbar | 74 | 85   | 1.15  |
| 1989-90* | Divac        | 82 | 114  | 1.39  |
| 1990-91* | Divac        | 82 | 127  | 1.55  |
| 1991-92* | Campbell     | 81 | 159  | 1.96  |
| 1992-93* | Divac        | 82 | 140  | 1.71  |
| 1993-94* | Campbell     | 76 | 146  | 1.92  |
| 1994-95* | Divac        | 80 | 174  | 2.18  |
| 1995-96* | Campbell     | 82 | 212  | 2.59  |
| 1996-97* | O'Neal       | 51 | 147  | 2.88  |
| 1997-98* | O'Neal       | 60 | 144  | 2.40  |
| 1998-99* | O'Neal       | 49 | 82   | 1.67  |
| 1999-00* | O'Neal       | 79 | 239  | 3.03  |
| 2000-01* | O'Neal       | 74 | 204  | 2.76  |
| 2001-02* | O'Neal       | 67 | 137  | 2.04  |
| 2002-03* | O'Neal       | 67 | 159  | 2.37  |
| 2003-04* | O'Neal       | 67 | 166  | 2.48  |
| 2004-05* | Mihm         | 75 | 108  | 1.44  |
| 2005-06* | Odom         | 80 | 64   | 0.80  |
| 2006-07* | Bynum        | 82 | 128  | 1.20  |
| 2007-08* | Turiaf       | 78 | 108  | 1.38  |
| 2008-09* | Odom         | 78 | 98   | 1.26  |
| 2009-10* | Gasol        | 65 | 113  | 1.74  |
| 2010-11* | Bynum        | 54 | 106  | 1.96  |
| 2011-12* | Bynum        | 60 | 116  | 1.93  |
| 2012-13* | Howard       | 76 | 186  | 2.45  |
| 2013-14* | Gasol        | 60 | 92   | 1.53  |
| 2014-15* | Davis        | 79 | 98   | 1.24  |
| 2015-16* | Hibbert      | 81 | 110  | 1.36  |

(70% of games or annual NBA league leader statistical minimums used for averages)

## STEALS

|          |          | G  | STL  | AVG   |
|----------|----------|----|------|-------|
| 1973-74* | Price    | 82 | 157  | 1.91  |
| 1974-75* | Goodrich | 72 | 102  | 1.42  |
| 1975-76* | Goodrich | 75 | 123  | 1.64  |
| 1976-77* | Chaney   | 81 | 140  | 1.73  |
| 1977-78* | Nixon    | 81 | 138  | 1.70  |
| 1978-79* | Nixon    | 82 | 201* | 2.45  |
| 1979-80* | Johnson  | 77 | 187  | 2.43  |
| 1980-81* | Johnson  | 37 | 127  | 3.43* |
| 1981-82* | Johnson  | 78 | 208  | 2.67* |
| 1982-83* | Johnson  | 79 | 176  | 2.23* |
| 1983-84* | Johnson  | 67 | 150  | 2.24  |
| 1984-85* | Johnson  | 77 | 113  | 1.47  |
| 1985-86* | Johnson  | 72 | 113  | 1.57  |
| 1986-87* | Johnson  | 80 | 138  | 1.73  |
| 1987-88* | Scott    | 81 | 155  | 1.91  |
| 1988-89* | Scott    | 77 | 138  | 1.79  |
| 1989-90* | Johnson  | 79 | 132  | 1.67  |
| 1990-91* | Worthy   | 78 | 104  | 1.33  |
| 1991-92* | Threatt  | 82 | 168  | 2.05  |
| 1992-93* | Threatt  | 82 | 142  | 1.73  |
| 1993-94* | Lynch    | 71 | 102  | 1.44  |
| 1994-95* | Jones    | 64 | 131  | 2.05  |
| 1995-96* | Jones    | 70 | 129  | 1.84  |
| 1996-97* | Jones    | 80 | 189  | 2.36  |
| 1997-98* | Jones    | 80 | 160  | 2.00  |
| 1998-99* | Bryant   | 50 | 72   | 1.44  |
| 1999-00* | Horry    | 76 | 84   | 1.11  |

## STEALS (CONTINUED)

|          |             | G  | STL | AVG  |
|----------|-------------|----|-----|------|
| 2000-01* | Fox         | 82 | 70  | 0.85 |
| 2001-02* | Bryant      | 80 | 118 | 1.48 |
| 2002-03* | Bryant      | 82 | 181 | 2.21 |
| 2003-04* | Fisher      | 82 | 103 | 1.26 |
| 2004-05* | Butler      | 77 | 110 | 1.43 |
| 2005-06* | Bryant      | 80 | 147 | 1.84 |
| 2006-07* | Parker      | 82 | 119 | 1.45 |
| 2007-08* | Bryant      | 82 | 151 | 1.84 |
| 2008-09* | Ariza       | 82 | 137 | 1.67 |
| 2009-10* | Bryant      | 73 | 113 | 1.55 |
| 2010-11* | World Peace | 82 | 124 | 1.51 |
| 2011-12* | Bryant      | 58 | 69  | 1.19 |
| 2012-13* | World Peace | 75 | 122 | 1.63 |
| 2013-14* | Meeks       | 77 | 111 | 1.44 |
| 2014-15* | Lin         | 74 | 82  | 1.11 |
| 2015-16* | Russell     | 80 | 93  | 1.16 |

(70% of games or annual NBA league leader statistical minimums used for averages)

## FIELD GOAL %

|         |              | FG  | FGA  | PCT   |
|---------|--------------|-----|------|-------|
| 1948-49 | Mikan        | 583 | 1403 | 4.16  |
| 1949-50 | Mikan        | 649 | 1595 | 4.07  |
| 1950-51 | Mikan        | 678 | 1588 | 4.28  |
| 1951-52 | Mikkelsen    | 363 | 866  | 4.19  |
| 1952-53 | Mikkelsen    | 378 | 868  | 4.98  |
| 1953-54 | Lovellette   | 237 | 560  | 4.23  |
| 1954-55 | Lovellette   | 519 | 1192 | 4.35  |
| 1955-56 | Lovellette   | 594 | 1370 | 4.34  |
| 1956-57 | Lovellette   | 574 | 1348 | 4.26  |
| 1957-58 | Mikkelsen    | 439 | 1070 | 4.10  |
| 1958-59 | Baylor       | 605 | 1482 | 4.08  |
| 1959-60 | Baylor       | 755 | 1782 | 4.24  |
| 1960-61 | Hawkins      | 310 | 719  | 4.31  |
| 1961-62 | LaRusso      | 516 | 1108 | 4.66  |
| 1962-63 | Barnett      | 547 | 1162 | 4.71  |
| 1963-64 | West         | 740 | 1529 | 4.84  |
| 1964-65 | West         | 822 | 1655 | 4.97  |
| 1965-66 | Boozler      | 365 | 754  | 4.84  |
| 1966-67 | Hawkins      | 275 | 572  | 4.81  |
| 1967-68 | West         | 476 | 926  | 5.14  |
| 1968-69 | Chamberlain  | 641 | 1099 | 5.83* |
| 1969-70 | West         | 831 | 1673 | 4.97  |
| 1970-71 | Chamberlain  | 668 | 1226 | 5.45  |
| 1971-72 | Chamberlain  | 496 | 764  | 6.49* |
| 1972-73 | Chamberlain  | 426 | 586  | 7.27  |
| 1973-74 | Hairston     | 385 | 579  | 5.07  |
| 1974-75 | Smith        | 346 | 702  | 4.93  |
| 1975-76 | Abdul-Jabbar | 914 | 1728 | 5.29  |
| 1976-77 | Abdul-Jabbar | 888 | 1533 | 5.79* |
| 1977-78 | Abdul-Jabbar | 663 | 1205 | 5.50  |
| 1978-79 | Abdul-Jabbar | 777 | 1347 | 5.77  |
| 1979-80 | Abdul-Jabbar | 835 | 1383 | 6.04  |
| 1980-81 | Abdul-Jabbar | 836 | 1457 | 5.74  |
| 1981-82 | Abdul-Jabbar | 753 | 1301 | 5.79  |
| 1982-83 | Abdul-Jabbar | 722 | 1228 | 5.88  |
| 1983-84 | McGee        | 347 | 584  | 5.94  |
| 1984-85 | Abdul-Jabbar | 723 | 1207 | 5.99  |
| 1985-86 | Worthy       | 629 | 1086 | 5.79  |
| 1986-87 | Abdul-Jabbar | 560 | 993  | 5.64  |
| 1987-88 | Abdul-Jabbar | 480 | 903  | 5.32  |
| 1988-89 | Worthy       | 702 | 1282 | 5.48  |
| 1989-90 | Woolridge    | 306 | 550  | 5.56  |
| 1990-91 | Divac        | 360 | 637  | 5.65  |
| 1991-92 | Threatt      | 509 | 1041 | 4.89  |
| 1992-93 | Green        | 379 | 706  | 5.37  |
| 1993-94 | Divac        | 453 | 895  | 5.06  |
| 1994-95 | Ceballos     | 497 | 977  | 5.09  |
| 1995-96 | Ceballos     | 638 | 1203 | 5.30  |
| 1996-97 | O'Neal       | 552 | 991  | 5.57  |
| 1997-98 | O'Neal       | 670 | 1147 | 5.84* |
| 1998-99 | O'Neal       | 510 | 885  | 5.76* |
| 1999-00 | O'Neal       | 956 | 1665 | 5.74* |
| 2000-01 | O'Neal       | 813 | 1422 | 5.72* |
| 2001-02 | O'Neal       | 712 | 1229 | 5.79* |
| 2002-03 | O'Neal       | 695 | 1211 | 5.74  |

## FIELD GOAL % (CONTINUED)

|         |          | FG  | FGA  | PCT   |
|---------|----------|-----|------|-------|
| 2003-04 | O'Neal   | 554 | 948  | 5.84* |
| 2004-05 | Odom     | 366 | 774  | 4.73  |
| 2005-06 | Odom     | 445 | 925  | 4.81  |
| 2006-07 | Odom     | 319 | 681  | 4.68  |
| 2007-08 | Odom     | 417 | 795  | 5.25  |
| 2008-09 | Gasol    | 592 | 1045 | 5.67  |
| 2009-10 | Bynum    | 392 | 688  | 5.70  |
| 2010-11 | Odom     | 473 | 893  | 5.30  |
| 2011-12 | Bynum    | 444 | 796  | 5.58  |
| 2012-13 | Howard   | 470 | 813  | 5.78  |
| 2013-14 | Gasol    | 425 | 885  | 4.80  |
| 2014-15 | Boozler  | 371 | 743  | 4.99  |
| 2015-16 | Clarkson | 475 | 1098 | 4.33  |

(Annual NBA league leader minimums apply)

## FREE THROW %

|         |            | FT   | FTA  | PCT   |
|---------|------------|------|------|-------|
| 1948-49 | Schaefer   | 174  | 213  | 8.17  |
| 1949-50 | Mikan      | 567  | 728  | 7.79  |
| 1950-51 | Mikan      | 576  | 717  | 8.03  |
| 1951-52 | Mikan      | 433  | 555  | 7.80  |
| 1952-53 | Martin     | 224  | 287  | 7.77  |
| 1953-54 | Mikan      | 424  | 546  | 7.70  |
| 1954-55 | Schnittker | 298  | 362  | 8.23  |
| 1955-56 | Schnittker | 304  | 355  | 8.56  |
| 1956-57 | Garmaker   | 365  | 435  | 8.39  |
| 1957-58 | Schnittker | 201  | 237  | 8.48  |
| 1958-59 | Mikkelsen  | 298  | 355  | 8.39  |
| 1959-60 | Hundley    | 203  | 273  | 7.44  |
| 1960-61 | LaRusso    | 323  | 409  | 7.90  |
| 1961-62 | West       | 712  | 926  | 7.69  |
| 1962-63 | Baylor     | 661  | 790  | 8.37  |
| 1963-64 | West       | 584  | 702  | 8.32  |
| 1964-65 | West       | 648  | 789  | 8.21  |
| 1965-66 | West       | 840* | 977  | 8.60  |
| 1966-67 | West       | 602  | 686  | 8.78  |
| 1967-68 | West       | 391  | 482  | 8.11  |
| 1968-69 | West       | 490  | 597  | 8.21  |
| 1969-70 | West       | 647  | 785  | 8.24  |
| 1970-71 | West       | 525  | 631  | 8.32  |
| 1971-72 | Goodrich   | 475  | 559  | 8.50  |
| 1972-73 | McMillan   | 223  | 264  | 8.45  |
| 1973-74 | Goodrich   | 508  | 588  | 8.64  |
| 1975-75 | Goodrich   | 138  | 378  | 8.41  |
| 1975-76 | Russell    | 312  | 348  | 8.92  |
| 1976-77 | Russell    | 188  | 219  | 8.58  |
| 1977-78 | Dantley    | 334  | 417  | 8.01  |
| 1978-79 | Dantley    | 292  | 342  | 8.54  |
| 1979-80 | Johnson    | 374  | 462  | 8.10  |
| 1980-81 | Nixon      | 196  | 252  | 7.78  |
| 1981-82 | Cooper     | 139  | 171  | 8.13  |
| 1982-83 | Johnson    | 304  | 380  | 8.00  |
| 1983-84 | Cooper     | 155  | 185  | 8.38  |
| 1984-85 | Johnson    | 391  | 464  | 8.43  |
| 1985-86 | Johnson    | 378  | 434  | 8.71  |
| 1986-87 | Scott      | 224  | 251  | 8.92  |
| 1987-88 | Scott      | 272  | 317  | 8.58  |
| 1988-89 | Johnson    | 513  | 563  | 9.11* |
| 1989-90 | Johnson    | 567  | 637  | 8.90  |
| 1990-91 | Johnson    | 519  | 573  | 9.06  |
| 1991-92 | Scott      | 244  | 291  | 8.38  |
| 1992-93 | Scott      | 156  | 184  | 8.48  |
| 1993-94 | Threatt    | 138  | 155  | 8.90  |
| 1994-95 | Van Exel   | 235  | 300  | 7.83  |
| 1995-96 | Johnson    | 172  | 201  | 8.56  |
| 1996-97 | Scott      | 127  | 151  | 8.41  |
| 1997-98 | Bryant     | 363  | 457  | 7.94  |
| 1998-99 | Rice       | 77   | 90   | 8.56  |
| 1999-00 | Rice       | 346  | 396  | 8.74  |
| 2000-01 | Bryant     | 475  | 557  | 8.53  |
| 2001-02 | Bryant     | 488  | 589  | 8.29  |
| 2002-03 | Bryant     | 601  | 713  | 8.43  |
| 2003-04 | Bryant     | 454  | 533  | 8.52  |
| 2004-05 | Butler     | 275  | 319  | 8.62  |
| 2005-06 | Bryant     | 696* | 819  | 8.50  |
| 2006-07 | Bryant     | 667* | 768* | 8.68  |



# SEASON-BY-SEASON LEADERS / LAKERS NBA TEAM LEADERS



## FREE THROW % (CONTINUED)

|         | FT     | FTA | PCT      |
|---------|--------|-----|----------|
| 2007-08 | Fisher | 166 | 188 .883 |
| 2008-09 | Bryant | 483 | 564 .856 |
| 2009-10 | Bryant | 439 | 541 .811 |
| 2010-11 | Bryant | 483 | 583 .828 |
| 2011-12 | Bryant | 381 | 451 .845 |
| 2012-13 | Bryant | 525 | 626 .839 |
| 2013-14 | Meeks  | 221 | 258 .857 |
| 2014-15 | Young  | 132 | 148 .892 |
| 2015-16 | Bass   | 125 | 148 .845 |

(Annual NBA league leader minimums apply)

## MINUTES PLAYED

|         | MIN          | AVG        |
|---------|--------------|------------|
| 1951-52 | Mikan        | 2572 40.2  |
| 1952-53 | Mikan        | 2651 37.9  |
| 1953-54 | Pollard      | 2483 35.0  |
| 1954-55 | Martin       | 2784 38.7  |
| 1955-56 | Martin       | 2838 39.4  |
| 1956-57 | Lovellette   | 2492 36.1  |
| 1957-58 | Mikkelsen    | 2390 33.2  |
| 1958-59 | Baylor       | 2855 40.8  |
| 1959-60 | Baylor       | 2873 41.0  |
| 1960-61 | Baylor       | 3133 42.9  |
| 1961-62 | West         | 3087 41.2  |
| 1962-63 | Baylor       | 3370 42.1  |
| 1963-64 | Baylor       | 3164 40.6  |
| 1964-65 | West         | 3066 41.4  |
| 1965-66 | West         | 3218 40.7  |
| 1966-67 | Imhoff       | 2725 33.6  |
| 1967-68 | Clark        | 3039 37.5  |
| 1968-69 | Chamberlain  | 3669 45.3  |
| 1969-70 | West         | 3106 42.0  |
| 1970-71 | Chamberlain  | 3630 44.3  |
| 1971-72 | Chamberlain  | 3469 42.3  |
| 1972-73 | Chamberlain  | 3542 43.2  |
| 1973-74 | Goodrich     | 3061 37.3  |
| 1974-75 | Goodrich     | 2668 37.1  |
| 1975-76 | Abdul-Jabbar | 3379* 41.2 |
| 1976-77 | Abdul-Jabbar | 3016 36.8  |
| 1977-78 | Nixon        | 2779 34.3  |
| 1978-79 | Abdul-Jabbar | 3157 39.5  |
| 1979-80 | Nixon        | 3226* 39.4 |
| 1980-81 | Wilkes       | 3028 37.4  |
| 1981-82 | Nixon        | 3024 36.9  |
| 1982-83 | Johnson      | 2907 36.8  |
| 1983-84 | Abdul-Jabbar | 2622 32.8  |
| 1984-85 | Johnson      | 2781 36.1  |
| 1985-86 | Abdul-Jabbar | 2629 33.3  |
| 1986-87 | Johnson      | 2904 36.3  |
| 1987-88 | Scott        | 3048 37.6  |
| 1988-89 | Worthy       | 2960 36.5  |
| 1989-90 | Worthy       | 2960 37.0  |
| 1990-91 | Worthy       | 3008 38.6  |
| 1991-92 | Threatt      | 3070 37.4  |
| 1992-93 | Threatt      | 2893 35.3  |
| 1993-94 | Van Exel     | 2700 33.3  |
| 1994-95 | Van Exel     | 2944 36.8  |
| 1995-96 | Campbell     | 2699 32.9  |
| 1996-97 | Jones        | 2998 37.5  |
| 1997-98 | Jones        | 2910 36.4  |
| 1998-99 | Bryant       | 1896 37.9  |
| 1999-00 | O'Neal       | 3163 40.0  |
| 2000-01 | O'Neal       | 2924 39.5  |
| 2001-02 | Bryant       | 3063 38.3  |
| 2002-03 | Bryant       | 3401 41.5  |
| 2003-04 | Payton       | 2825 34.5  |
| 2004-05 | Atkins       | 2903 35.4  |
| 2005-06 | Bryant       | 3277* 41.0 |
| 2006-07 | Bryant       | 3140 40.8  |
| 2007-08 | Bryant       | 3192 38.9  |
| 2008-09 | Gasol        | 2999 37.0  |
| 2009-10 | Bryant       | 2835 38.8  |
| 2010-11 | Gasol        | 3037 37.0  |
| 2011-12 | Gasol        | 2430 37.4  |
| 2012-13 | Bryant       | 3013 38.6  |
| 2013-14 | Meeks        | 2556 33.2  |

## MINUTES PLAYED (CONTINUED)

|         | MIN      | AVG       |
|---------|----------|-----------|
| 2014-15 | Johnson  | 2245 29.5 |
| 2015-16 | Clarkson | 2552 32.3 |

(Based on total minutes)

## 3-POINT FIELD GOAL %

|         | 3FG        | 3FGA         | PCT |
|---------|------------|--------------|-----|
| 1979-80 | Cooper     | 5 20 .250*   |     |
| 1980-81 | Holland    | 1 3 .333*    |     |
| 1981-82 | Nixon      | 3 12 .250*   |     |
| 1982-83 | Worthy     | 1 4 .250*    |     |
| 1983-84 | Cooper     | 38 121 .314  |     |
| 1984-85 | Scott      | 26 60 .433*  |     |
| 1985-86 | Cooper     | 63 163 .387  |     |
| 1986-87 | Scott      | 65 149 .436  |     |
| 1987-88 | Scott      | 62 179 .346  |     |
| 1988-89 | Scott      | 77 193 .399  |     |
| 1989-90 | Scott      | 93 220 .423  |     |
| 1990-91 | Scott      | 71 219 .324  |     |
| 1991-92 | Scott      | 54 157 .344  |     |
| 1992-93 | Peeler     | 46 118 .390* |     |
| 1993-94 | Van Exel   | 123 364 .338 |     |
| 1994-95 | Peeler     | 84 216 .389  |     |
| 1995-96 | Peeler     | 105 254 .413 |     |
| 1996-97 | Jones      | 152 389 .391 |     |
| 1997-98 | Van Exel   | 123 316 .389 |     |
| 1998-99 | Rice       | 53 135 .393  |     |
| 1999-00 | Rice       | 84 229 .367  |     |
| 2000-01 | Penberthy  | 55 139 .396  |     |
| 2001-02 | Fisher     | 144 349 .413 |     |
| 2002-03 | Fisher     | 85 212 .401  |     |
| 2003-04 | George     | 65 186 .349  |     |
| 2004-05 | Cook       | 78 199 .392  |     |
| 2005-06 | Odom       | 80 215 .372  |     |
| 2006-07 | Vujacic    | 60 161 .373  |     |
| 2007-08 | Vujacic    | 118 270 .437 |     |
| 2008-09 | Radmanovic | 60 136 .441  |     |
| 2009-10 | Farmer     | 86 229 .376  |     |
| 2010-11 | Fisher     | 63 159 .396  |     |
| 2011-12 | Blake      | 53 158 .335  |     |
| 2012-13 | Nash       | 57 130 .438  |     |
| 2013-14 | Meeks      | 162 404 .401 |     |
| 2014-15 | Ellington  | 90 243 .370  |     |
| 2015-16 | Russell    | 130 370 .351 |     |

(Annual NBA league leader minimums apply;

\*minimum not met team-wide)

## TEAM SCORING

|         |       |
|---------|-------|
| 1997-98 | 105.5 |
| 1985-86 | 117.3 |
| 1971-72 | 121.0 |
| 1965-66 | 119.5 |
| 1948-49 | 84.0  |

## TEAM REBOUNDING

|         |      |
|---------|------|
| 2008-09 | 43.9 |
| 1999-00 | 47.0 |
| 1972-73 | 56.6 |
| 1971-72 | 56.4 |

## TEAM ASSISTS

|         |      |
|---------|------|
| 1979-80 | 29.4 |
| 1971-72 | 27.2 |
| 1965-66 | 24.2 |

## TEAM BLOCKED SHOTS

|         |      |
|---------|------|
| 1996-97 | 7.01 |
| 1975-76 | 6.44 |
| 1973-74 | 7.96 |

## TEAM STEALS

Have never led NBA

## TEAM FIELD GOAL %

|         |      |
|---------|------|
| 1998-99 | .468 |
| 1988-89 | .502 |
| 1985-86 | .522 |
| 1984-85 | .545 |
| 1983-84 | .532 |
| 1982-83 | .528 |
| 1979-80 | .529 |
| 1978-79 | .517 |
| 1977-78 | .487 |
| 1968-69 | .467 |
| 1967-68 | .477 |

## TEAM FREE THROW %

|         |      |
|---------|------|
| 1965-66 | .773 |
| 1964-65 | .763 |
| 1963-64 | .766 |
| 1955-56 | .786 |
| 1953-54 | .731 |

## FEWEST TURNOVERS

Have never led NBA



\* Denotes NBA Leader / ^ Based on per-game average while meeting annual NBA league leader minimums



# LAKERS YEARLY NBA RANKINGS / RECORD BY MONTH

| YEAR     | OVERALL |    |       | HOME |    |       | ROAD |    |       | SEASON-BY-SEASON RECORD BY MONTH |     |      |      |       |      |      |      |     |  |  |  |
|----------|---------|----|-------|------|----|-------|------|----|-------|----------------------------------|-----|------|------|-------|------|------|------|-----|--|--|--|
|          | W       | L  | RNK   | W    | L  | RNK   | W    | L  | RNK   | YEAR                             | OCT | NOV  | DEC  | JAN   | FEB  | MAR  | APR  | MAY |  |  |  |
| 1948-49* | 44      | 16 | (2)   | 26   | 3  | (1)   | 16   | 13 | (2)   | 1948-49                          | -   | 10-4 | 7-5  | 10-1  | 10-3 | 7-3  | -    | -   |  |  |  |
| 1949-50* | 51      | 17 | (2t)  | 30   | 1  | (2)   | 18   | 16 | (2t)  | 1949-50                          | -   | 9-4  | 11-6 | 13-3  | 12-1 | 6-3  | -    | -   |  |  |  |
| 1950-51* | 44      | 24 | (1)   | 29   | 3  | (1t)  | 12   | 21 | (1)   | 1950-51                          | -   | 7-6  | 10-6 | 13-3  | 9-5  | 5-4  | -    | -   |  |  |  |
| 1951-52* | 40      | 26 | (2t)  | 21   | 5  | (3)   | 13   | 19 | (3)   | 1951-52                          | -   | 9-3  | 7-7  | 13-5  | 6-8  | 5-3  | -    | -   |  |  |  |
| 1952-53* | 48      | 22 | (1)   | 24   | 2  | (2)   | 16   | 15 | (2)   | 1952-53                          | -   | 12-4 | 11-3 | 9-6   | 11-5 | 5-4  | -    | -   |  |  |  |
| 1953-54* | 46      | 26 | (1)   | 21   | 4  | (2)   | 13   | 15 | (2)   | 1953-54                          | 0-2 | 12-2 | 7-6  | 11-5  | 13-7 | 3-4  | -    | -   |  |  |  |
| 1954-55* | 40      | 32 | (3)   | 18   | 6  | (5)   | 10   | 14 | (1)   | 1954-55                          | 1-1 | 4-3  | 10-7 | 10-10 | 10-8 | 5-3  | -    | -   |  |  |  |
| 1955-56* | 33      | 39 | (6t)  | 13   | 12 | (6)   | 6    | 21 | (8)   | 1955-56                          | -   | 4-9  | 5-10 | 11-8  | 7-7  | 6-5  | -    | -   |  |  |  |
| 1956-57* | 34      | 38 | (5t)  | 18   | 13 | (7)   | 9    | 22 | (5t)  | 1956-57                          | 0-2 | 8-6  | 6-10 | 6-10  | 7-10 | 7-0  | -    | -   |  |  |  |
| 1957-58* | 19      | 53 | (8)   | 13   | 17 | (8)   | 4    | 22 | (8)   | 1957-58                          | 0-2 | 3-12 | 5-10 | 5-11  | 4-15 | 2-3  | -    | -   |  |  |  |
| 1958-59* | 33      | 39 | (5)   | 15   | 7  | (3)   | 9    | 17 | (5)   | 1958-59                          | 2-2 | 7-9  | 3-9  | 7-11  | 10-5 | 4-3  | -    | -   |  |  |  |
| 1959-60* | 25      | 50 | (7)   | 9    | 13 | (6)   | 9    | 22 | (6)   | 1959-60                          | 1-3 | 5-11 | 5-10 | 3-9   | 7-14 | 4-3  | -    | -   |  |  |  |
| 1960-61* | 36      | 43 | (5)   | 16   | 12 | (7)   | 8    | 20 | (5)   | 1960-61                          | 1-5 | 10-6 | 4-12 | 8-9   | 9-8  | 4-3  | -    | -   |  |  |  |
| 1961-62* | 54      | 26 | (2)   | 26   | 5  | (1)   | 18   | 13 | (2)   | 1961-62                          | 5-1 | 10-5 | 15-5 | 11-4  | 9-8  | 4-3  | -    | -   |  |  |  |
| 1962-63* | 53      | 27 | (2)   | 27   | 7  | (4)   | 20   | 17 | (2)   | 1962-63                          | 3-4 | 12-3 | 11-4 | 15-1  | 9-8  | 3-7  | -    | -   |  |  |  |
| 1963-64* | 42      | 38 | (5)   | 24   | 12 | (4)   | 15   | 21 | (5)   | 1963-64                          | 3-2 | 10-6 | 10-5 | 8-9   | 5-13 | 6-3  | -    | -   |  |  |  |
| 1964-65* | 49      | 31 | (2)   | 25   | 13 | (3)   | 21   | 16 | (2)   | 1964-65                          | 4-2 | 10-4 | 7-9  | 10-6  | 9-6  | 9-4  | -    | -   |  |  |  |
| 1965-66* | 45      | 35 | (3t)  | 28   | 11 | (5)   | 13   | 21 | (3)   | 1965-66                          | 4-3 | 10-7 | 9-8  | 8-7   | 7-6  | 7-4  | -    | -   |  |  |  |
| 1966-67* | 36      | 45 | (6t)  | 21   | 18 | (7)   | 12   | 20 | (3)   | 1966-67                          | 2-6 | 6-8  | 5-9  | 8-9   | 10-6 | 5-7  | -    | -   |  |  |  |
| 1967-68* | 52      | 30 | (4)   | 30   | 11 | (4)   | 18   | 19 | (5)   | 1967-68                          | 5-2 | 7-8  | 10-7 | 7-7   | 13-3 | 10-3 | -    | -   |  |  |  |
| 1968-69* | 55      | 27 | (2t)  | 32   | 9  | (2)   | 21   | 18 | (3)   | 1968-69                          | 4-3 | 11-4 | 13-5 | 9-5   | 8-7  | 10-3 | -    | -   |  |  |  |
| 1969-70* | 46      | 36 | (5)   | 27   | 14 | (5)   | 17   | 21 | (5)   | 1969-70                          | 5-2 | 6-10 | 6-8  | 12-4  | 9-9  | 8-3  | -    | -   |  |  |  |
| 1970-71* | 48      | 34 | (4t)  | 30   | 11 | (3t)  | 17   | 22 | (9)   | 1970-71                          | 4-3 | 8-5  | 10-7 | 9-7   | 13-4 | 4-8  | -    | -   |  |  |  |
| 1971-72* | 69      | 13 | (1)   | 36   | 5  | (1)   | 31   | 7  | (1)   | 1971-72                          | 6-3 | 14-0 | 16-0 | 8-4   | 13-4 | 12-2 | -    | -   |  |  |  |
| 1972-73* | 60      | 22 | (3)   | 30   | 11 | (4)   | 28   | 11 | (2)   | 1972-73                          | 7-3 | 12-0 | 10-4 | 11-4  | 9-7  | 11-4 | -    | -   |  |  |  |
| 1973-74* | 47      | 35 | (6t)  | 30   | 11 | (5)   | 17   | 24 | (8)   | 1973-74                          | 7-3 | 9-4  | 6-11 | 7-4   | 8-8  | 10-5 | -    | -   |  |  |  |
| 1974-75* | 30      | 52 | (17)  | 21   | 20 | (16)  | 9    | 32 | (16t) | 1974-75                          | 3-3 | 5-9  | 7-9  | 4-8   | 3-11 | 8-8  | -    | -   |  |  |  |
| 1975-76  | 40      | 42 | (9t)  | 31   | 10 | (3t)  | 9    | 32 | (14t) | 1975-76                          | 3-2 | 11-5 | 7-8  | 3-10  | 7-6  | 7-9  | 2-2  | -   |  |  |  |
| 1976-77  | 53      | 29 | (1)   | 37   | 4  | (1)   | 15   | 25 | (3)   | 1976-77                          | 3-3 | 8-5  | 10-5 | 11-3  | 6-6  | 11-5 | 4-2  | -   |  |  |  |
| 1977-78  | 45      | 37 | (7)   | 29   | 12 | (7t)  | 16   | 25 | (4t)  | 1977-78                          | 2-5 | 6-8  | 8-5  | 7-7   | 9-4  | 10-6 | 3-2  | -   |  |  |  |
| 1978-79  | 47      | 35 | (6t)  | 31   | 10 | (4t)  | 16   | 25 | (7t)  | 1978-79                          | 4-4 | 11-3 | 8-7  | 9-6   | 7-4  | 5-8  | 3-3  | -   |  |  |  |
| 1979-80  | 60      | 22 | (2)   | 37   | 4  | (1)   | 23   | 18 | (2t)  | 1979-80                          | 7-3 | 9-6  | 12-4 | 10-4  | 9-2  | 13-3 | -    | -   |  |  |  |
| 1980-81  | 54      | 28 | (5)   | 30   | 11 | (6t)  | 24   | 17 | (4)   | 1980-81                          | 9-2 | 9-6  | 8-7  | 10-3  | 8-4  | 10-6 | -    | -   |  |  |  |
| 1981-82  | 57      | 25 | (3)   | 30   | 11 | (6t)  | 27   | 14 | (2)   | 1981-82                          | 0-1 | 12-4 | 12-2 | 7-5   | 10-5 | 8-6  | 8-2  | -   |  |  |  |
| 1982-83  | 58      | 24 | (2)   | 33   | 8  | (2t)  | 25   | 16 | (2)   | 1982-83                          | 0-1 | 12-3 | 13-0 | 10-3  | 6-6  | 13-3 | 5-5  | -   |  |  |  |
| 1983-84  | 54      | 28 | (2)   | 28   | 13 | (13t) | 26   | 15 | (2)   | 1983-84                          | 2-0 | 10-4 | 7-6  | 8-6   | 11-4 | 11-4 | 5-4  | -   |  |  |  |
| 1984-85  | 62      | 20 | (2)   | 36   | 5  | (1t)  | 26   | 15 | (2)   | 1984-85                          | 1-2 | 11-4 | 10-4 | 9-6   | 11-2 | 13-1 | 7-1  | -   |  |  |  |
| 1985-86  | 62      | 20 | (2)   | 35   | 6  | (1)   | 27   | 14 | (1t)  | 1985-86                          | 3-0 | 11-2 | 11-3 | 10-5  | 8-5  | 14-3 | 5-2  | -   |  |  |  |
| 1986-87  | 65      | 17 | (1)   | 37   | 4  | (2)   | 28   | 13 | (1)   | 1986-87                          | -   | 12-2 | 10-4 | 12-4  | 10-4 | 13-1 | 8-2  | -   |  |  |  |
| 1987-88  | 62      | 20 | (1)   | 36   | 5  | (1t)  | 26   | 15 | (1)   | 1987-88                          | -   | 9-2  | 11-4 | 13-2  | 12-1 | 8-7  | 9-4  | -   |  |  |  |
| 1988-89  | 57      | 25 | (2)   | 35   | 6  | (3t)  | 22   | 19 | (2)   | 1988-89                          | -   | 10-3 | 9-7  | 11-3  | 7-4  | 11-4 | 9-4  | -   |  |  |  |
| 1989-90  | 63      | 19 | (1)   | 37   | 4  | (1)   | 26   | 15 | (1)   | 1989-90                          | -   | 11-2 | 10-4 | 10-5  | 10-2 | 12-4 | 10-2 | -   |  |  |  |
| 1990-91  | 58      | 24 | (3)   | 33   | 8  | (5t)  | 25   | 16 | (3)   | 1990-91                          | -   | 7-5  | 10-4 | 15-2  | 9-4  | 10-6 | 7-3  | -   |  |  |  |
| 1991-92  | 43      | 39 | (12)  | 24   | 17 | (18)  | 19   | 22 | (7t)  | 1991-92                          | -   | 11-4 | 6-8  | 10-4  | 3-10 | 9-6  | 4-7  | -   |  |  |  |
| 1992-93  | 39      | 43 | (17)  | 20   | 21 | (19)  | 19   | 22 | (9)   | 1992-93                          | -   | 7-4  | 8-7  | 7-9   | 6-4  | 6-11 | 5-8  | -   |  |  |  |
| 1993-94  | 33      | 49 | (17)  | 21   | 20 | (17)  | 19   | 22 | (8t)  | 1993-94                          | -   | 5-9  | 4-10 | 5-7   | 6-7  | 10-6 | 3-10 | -   |  |  |  |
| 1994-95  | 48      | 34 | (9)   | 29   | 12 | (7)   | 19   | 22 | (18)  | 1994-95                          | -   | 8-6  | 9-3  | 9-5   | 8-5  | 10-7 | 4-8  | -   |  |  |  |
| 1995-96  | 53      | 29 | (6)   | 30   | 11 | (7t)  | 23   | 18 | (4t)  | 1995-96                          | -   | 7-7  | 9-8  | 9-3   | 10-2 | 10-5 | 8-4  | -   |  |  |  |
| 1996-97  | 56      | 26 | (7)   | 31   | 10 | (4t)  | 25   | 16 | (7)   | 1996-97                          | -   | 11-6 | 11-3 | 11-3  | 6-6  | 9-5  | 8-3  | -   |  |  |  |
| 1997-98  | 61      | 21 | (3t)  | 33   | 8  | (4)   | 28   | 13 | (1)   | 1997-98                          | 1-0 | 12-2 | 10-5 | 9-4   | 7-5  | 13-4 | 9-1  | -   |  |  |  |
| 1998-99  | 31      | 19 | (7)   | 18   | 7  | (7t)  | 13   | 12 | (6t)  | 1998-99                          | -   | -    | -    | -     | 9-6  | 12-5 | 7-8  | 3-0 |  |  |  |
| 1999-00  | 67      | 15 | (1)   | 36   | 5  | (1)   | 31   | 10 | (1)   | 1999-00                          | -   | 11-4 | 14-1 | 9-5   | 12-1 | 15-1 | 6-3  | -   |  |  |  |
| 2000-01  | 56      | 26 | (2t)  | 31   | 10 | (3t)  | 25   | 16 | (2t)  | 2000-01                          | 1-0 | 10-5 | 11-5 | 6-6   | 9-3  | 11-6 | 8-1  | -   |  |  |  |
| 2001-02  | 58      | 24 | (2t)  | 34   | 7  | (2)   | 27   | 14 | (1t)  | 2001-02                          | 1-0 | 13-1 | 7-5  | 10-6  | 8-5  | 13-4 | 6-3  | -   |  |  |  |
| 2002-03  | 50      | 32 | (5t)  | 31   | 10 | (7)   | 19   | 22 | (7t)  | 2002-03                          | 0-2 | 6-9  | 7-8  | 8-4   | 11-3 | 11-5 | 7-1  | -   |  |  |  |
| 2003-04  | 56      | 26 | (4)   | 34   | 7  | (2t)  | 22   | 19 | (5)   | 2003-04                          | 1-0 | 13-3 | 7-4  | 6-9   | 11-4 | 13-3 | 5-3  | -   |  |  |  |
| 2004-05  | 34      | 48 | (21t) | 22   | 19 | (22t) | 12   | 29 | (20t) | 2004-05                          | -   | 9-6  | 6-6  | 8-7   | 5-8  | 5-11 | 1-10 | -   |  |  |  |
| 2005-06  | 45      | 37 | (10)  | 27   | 14 | (9t)  | 18   | 23 | (13t) | 2005-06                          | -   | 5-8  | 10-6 | 9-6   | 5-8  | 10-7 | 6-2  | -   |  |  |  |
| 2006-07  | 42      | 40 | (12t) | 25   | 16 | (13t) | 17   | 24 | (10t) | 2006-07                          | 1-0 | 9-5  | 10-6 | 8-7   | 5-7  | 5-9  | 4-6  | -   |  |  |  |
| 2007-08  | 57      | 25 | (3)   | 30   | 11 | (8t)  | 27   | 14 | (2t)  | 2007-08                          | 0-1 | 9-6  | 10-4 | 9-5   | 13-2 | 9-6  | 7-1  | -   |  |  |  |
| 2008-09  | 65      | 17 | (2)   | 36   | 5  | (2)   | 29   | 12 | (1)   | 2008-09                          | 2-0 | 12-1 | 11-4 | 12-4  | 11-2 | 10-5 | 7-1  | -   |  |  |  |
| 2009-10  | 57      | 25 | (3)   | 34   | 7  | (2t)  | 23   | 18 | (6t)  | 2009-10                          | 1-1 | 12-2 | 12-3 | 12-5  | 8-4  | 9-6  | 3-4  | -   |  |  |  |
| 2010-11  | 57      | 25 | (4t)  | 30   | 11 | (5t)  | 27   | 14 | (3)   | 2010-11                          | 3-0 | 10-5 | 10-5 | 10-5  | 9-4  | 12-1 | 3-5  | -   |  |  |  |
| 2011-12  | 41      | 25 | (5t)  | 26   | 7  | (3t)  | 15   | 18 | (11t) | 2011-12                          | -   | -    | 3-2  | 10-7  | 8-5  | 11-6 | 9-5  | -   |  |  |  |
| 2012-13  | 45      | 37 | (11t) | 29   | 12 | (10t) | 16   | 25 | (15t) | 2012-13                          | 0-2 | 8-6  | 7-7  | 5-11  | 9-4  | 9-6  | 7-1  | -   |  |  |  |
| 2013-14  | 27      | 55 | (25)  | 14   | 27 | (28)  | 13   | 28 | (22)  | 2013-14                          | 1-1 | 8-7  | 4-11 | 3-12  | 4-8  | 5-9  | 2-7  | -   |  |  |  |
| 2014-15  | 21      | 67 | (27)  | 12   | 29 | (27)  | 9    | 32 | (27)  | 2014-15                          | 0-3 | 4-0  | 6-9  | 3-12  | 3-7  | 4-12 | 1-8  | -   |  |  |  |
| 2015-16  | 17      | 65 | (29)  | 12   | 29 | (29)  | 5    | 36 | (29)  | 2015-16                          | 0-2 | 2-12 | 4-13 | 3-14  | 2-8  | 5-10 | 1-6  | -   |  |  |  |

## ALL-TIME NEUTRAL COURT RECORD

|          |       |          |       |          |     |
|----------|-------|----------|-------|----------|-----|
| 1948-49: | 2-0   | 1957-58: | 2-14  | 1966-67: | 3-7 |
| 1949-50: | 3-0   | 1958-59: | 9-15  | 1967-68: | 4-0 |
| 1950-51: | 3-0   | 1959-60: | 7-15  | 1968-69: | 2-0 |
| 1951-52: | 6-2   | 1960-61: | 12-11 | 1969-70: | 2-1 |
| 1952-53: | 8-5   | 1961-62: | 10-8  | 1970-71: | 1-1 |
| 1953-54: | 12-7  | 1962-63: | 6-3   | 1971-72: | 2-1 |
| 1954-55: | 12-12 | 1963-64: | 3-5   | 1972-73: | 2-0 |
| 1955-56: | 14-6  | 1964-65: | 3-2   |          |     |
| 1956-57: | 7-3   | 1965-66: | 4-3   |          |     |

## MONTHLY TOTALS

|          | Minneapolis  | Los Angeles   | Total         |
|----------|--------------|---------------|---------------|
| October  | 4-12 (250)   | 109-80 (577)  | 113-92 (551)  |
| November | 90-73 (552)  | 501-271 (649) | 591-344 (632) |
| December | 87-89 (494)  | 490-323 (603) | 577-412 (583) |
| January  | 111-82 (575) | 481-322 (599) | 592-404 (594) |
| February | 106-88 (546) | 462-299 (607) | 568-387 (595) |
| March    | 59-38 (608)  | 516-299 (633) | 575-337 (630) |
| April    | -            | 216-158 (578) | 216-158 (578) |
| May      | -            | 3-0 (1,000)   | 3-0 (1,000)   |









# HOME ATTENDANCE RECORDS (LOS ANGELES ERA ONLY)

| REGULAR SEASON |              |                   |               | PLAYOFFS   |                  |               | TOTALS       |                   |               |
|----------------|--------------|-------------------|---------------|------------|------------------|---------------|--------------|-------------------|---------------|
| Season         | G            | Attendance        | Average       | G          | Attendance       | Average       | G            | Attendance        | Average       |
| 1960-61        | 30           | 151,344           | 5,045         | 6          | 36,280           | 6,047         | 36           | 187,624           | 5,211         |
| 1961-62        | 31           | 190,321           | 6,139         | 6          | 66,761           | 11,127        | 37           | 257,082           | 6,948         |
| 1962-63        | 34           | 285,462           | 8,396         | 7          | 97,783           | 13,969        | 41           | 383,245           | 9,347         |
| 1963-64        | 36           | 322,331           | 8,954         | 2          | 25,590           | 12,795        | 38           | 347,921           | 9,156         |
| 1964-65        | 38           | 392,004           | 10,316        | 5          | 70,246           | 14,049        | 43           | 462,250           | 10,750        |
| 1965-66        | 39           | 426,467           | 10,935        | 7          | 101,323          | 14,475        | 46           | 527,790           | 11,474        |
| 1966-67        | 39           | 435,008           | 11,154        | 1          | 11,597           | 11,597        | 40           | 447,265           | 11,182        |
| 1967-68        | 41           | 421,326           | 10,276        | 8          | 100,757          | 12,595        | 49           | 522,083           | 10,665        |
| 1968-69        | 41           | 483,262           | 11,787        | 10         | 169,958          | 16,996        | 51           | 644,220           | 12,632        |
| 1969-70        | 41           | 536,513           | 13,086        | 9          | 154,562          | 17,174        | 50           | 691,165           | 13,823        |
| 1970-71        | 41           | 566,108           | 13,808        | 6          | 90,474           | 15,079        | 47           | 656,582           | 13,970        |
| 1971-72        | 41           | 668,340           | 16,301        | 8          | 140,040          | 17,505        | 49           | 808,380           | 16,498        |
| 1972-73        | 41           | 664,872           | 16,216        | 10         | 173,697          | 17,370        | 51           | 838,569           | 16,443        |
| 1973-74        | 41           | 603,145           | 14,711        | 2          | 35,010           | 17,505        | 43           | 638,155           | 14,841        |
| 1974-75        | 41           | 474,287           | 11,567        | -          | -                | -             | 41           | 474,287           | 11,567        |
| 1975-76        | 41           | 524,976           | 12,804        | -          | -                | -             | 41           | 524,976           | 12,804        |
| 1976-77        | 41           | 501,434           | 12,230        | 6          | 100,783          | 16,797        | 47           | 602,217           | 12,813        |
| 1977-78        | 41           | 534,017           | 13,025        | 1          | 15,051           | 15,051        | 42           | 549,068           | 13,073        |
| 1978-79        | 41           | 482,611           | 11,771        | 3          | 47,411           | 15,803        | 44           | 530,022           | 12,046        |
| 1979-80        | 41           | 582,882           | 14,217        | 9          | 149,865          | 16,652        | 50           | 732,747           | 14,655        |
| 1980-81        | 41           | 538,537           | 13,135        | 3          | 46,451           | 15,483        | 44           | 584,988           | 13,295        |
| 1981-82        | 41           | 605,367           | 14,765        | 7          | 113,173          | 16,167        | 48           | 718,540           | 14,969        |
| 1982-83        | 41           | 648,244           | 15,810        | 8          | 131,952          | 16,494        | 49           | 780,196           | 15,922        |
| 1983-84        | 41           | 622,398           | 15,180        | 11         | 172,124          | 15,648        | 52           | 794,552           | 15,279        |
| 1984-85        | 41           | 613,826           | 14,971        | 11         | 183,361          | 16,669        | 52           | 797,187           | 15,331        |
| 1985-86        | 41           | 689,905           | 16,826        | 8          | 140,040          | 17,505        | 49           | 829,945           | 16,938        |
| 1986-87        | 41           | 681,707           | 16,627        | 10         | 174,842          | 17,484        | 51           | 856,549           | 16,795        |
| 1987-88        | 41           | 714,477           | 17,426        | 14         | 245,070          | 17,505        | 55           | 959,547           | 17,446        |
| 1988-89        | 41           | 717,349           | 17,496        | 8          | 140,040          | 17,505        | 49           | 857,389           | 17,498        |
| 1989-90        | 41           | 712,498           | 17,378        | 5          | 87,525           | 17,505        | 46           | 800,023           | 17,392        |
| 1990-91        | 41           | 697,185           | 17,005        | 11         | 192,555          | 17,505        | 52           | 889,740           | 17,110        |
| 1991-92        | 41           | 699,240           | 17,055        | 1          | 16,690           | 16,690        | 42           | 715,930           | 17,046        |
| 1992-93        | 41           | 633,655           | 15,455        | 2          | 35,010           | 17,505        | 43           | 668,665           | 15,550        |
| 1993-94        | 41           | 545,915           | 13,315        | -          | -                | -             | 41           | 545,915           | 13,315        |
| 1994-95        | 41           | 591,125           | 14,418        | 5          | 87,525           | 17,505        | 46           | 678,650           | 14,753        |
| 1995-96        | 41           | 649,634           | 15,845        | 2          | 35,010           | 17,505        | 43           | 684,644           | 15,922        |
| 1996-97        | 41           | 697,132           | 17,003        | 4          | 70,020           | 17,505        | 45           | 767,152           | 17,048        |
| 1997-98        | 41           | 691,994           | 16,878        | 6          | 105,030          | 17,505        | 47           | 797,024           | 16,958        |
| 1998-99        | 25           | 430,007           | 17,200        | 4          | 70,020           | 17,505        | 29           | 500,027           | 17,242        |
| 1999-00        | 41           | 771,410           | 18,815        | 13         | 246,961          | 18,997        | 54           | 1,018,371         | 18,859        |
| 2000-01        | 41           | 776,336           | 18,935        | 8          | 151,976          | 18,997        | 49           | 928,312           | 18,845        |
| 2001-02        | 41           | 778,877           | 18,997        | 10         | 189,970          | 18,997        | 51           | 968,847           | 18,997        |
| 2002-03        | 41           | 777,888           | 18,973        | 6          | 113,982          | 18,997        | 47           | 891,870           | 18,976        |
| 2003-04        | 41           | 777,757           | 18,970        | 11         | 208,967          | 18,997        | 52           | 986,724           | 18,975        |
| 2004-05        | 41           | 770,494           | 18,793        | -          | -                | -             | 41           | 770,494           | 18,793        |
| 2005-06        | 41           | 774,189           | 18,883        | 3          | 56,991           | 18,997        | 44           | 831,180           | 18,890        |
| 2006-07        | 41           | 778,415           | 18,986        | 2          | 37,994           | 18,997        | 43           | 816,409           | 18,986        |
| 2007-08        | 41           | 778,877           | 18,997        | 11         | 208,967          | 18,997        | 52           | 987,844           | 18,997        |
| 2008-09        | 41           | 778,877           | 18,997        | 12         | 227,964          | 18,997        | 53           | 1,006,841         | 18,997        |
| 2009-10        | 41           | 778,877           | 18,997        | 12         | 227,964          | 18,997        | 53           | 1,006,841         | 18,997        |
| 2010-11        | 41           | 778,877           | 18,997        | 5          | 94,985           | 18,997        | 46           | 873,862           | 18,997        |
| 2011-12        | 33           | 626,901           | 18,997        | 6          | 113,982          | 18,997        | 39           | 740,883           | 18,997        |
| 2012-13        | 41           | 778,877           | 18,997        | 2          | 37,994           | 18,997        | 43           | 816,871           | 18,997        |
| 2013-14        | 41           | 771,974           | 18,829        | -          | -                | -             | 41           | 771,974           | 18,829        |
| 2014-15        | 41           | 768,244           | 18,738        | -          | -                | -             | 41           | 768,244           | 18,738        |
| 2015-16        | 41           | 778,877           | 18,997        | -          | -                | -             | 41           | 785,143           | 19,150        |
| <b>TOTALS</b>  | <b>2,232</b> | <b>34,472,652</b> | <b>15,445</b> | <b>327</b> | <b>5,543,323</b> | <b>16,952</b> | <b>2,559</b> | <b>40,023,103</b> | <b>15,640</b> |





# ALL-TIME OVERTIME RECORD (LOS ANGELES ONLY)



## 1960-61 (1-1)

|   |         |   |           |         |        |
|---|---------|---|-----------|---------|--------|
| W | Nov. 25 | @ | Detroit   | 141-128 |        |
| L | Mar. 7  |   | St. Louis | 136-137 | (2 OT) |

## 1961-62 (7-0)

|   |         |     |              |         |        |
|---|---------|-----|--------------|---------|--------|
| W | Dec. 6  | vs. | Syracuse     | 123-121 |        |
| W | Dec. 8  | @   | Philadelphia | 151-147 | (3 OT) |
| W | Dec. 13 | vs. | St. Louis    | 137-136 |        |
| W | Jan. 21 | @   | Chicago      | 112-111 |        |
| W | Jan. 31 | @   | Detroit      | 123-122 |        |
| W | Feb. 5  | @   | Cincinnati   | 134-128 |        |
| W | Feb. 23 | @   | Chicago      | 124-117 |        |

## 1962-63 (3-2)

|   |         |     |               |         |        |
|---|---------|-----|---------------|---------|--------|
| L | Nov. 11 | vs. | Chicago       | 105-109 |        |
| W | Dec. 8  | @   | Cincinnati    | 131-128 |        |
| W | Jan. 6  | @   | Cincinnati    | 120-119 |        |
| L | Feb. 16 | vs. | San Francisco | 118-122 | (2 OT) |
| W | Mar. 16 | vs. | San Francisco | 111-105 |        |

## 1963-64 (1-2)

|   |         |     |           |         |  |
|---|---------|-----|-----------|---------|--|
| W | Jan. 4  | vs. | Boston    | 125-118 |  |
| L | Feb. 12 | vs. | Boston    | 97-104  |  |
| L | Feb. 29 | @   | St. Louis | 114-115 |  |

## 1964-65 (4-0)

|   |         |     |            |         |        |
|---|---------|-----|------------|---------|--------|
| W | Nov. 12 | @   | New York   | 132-123 |        |
| W | Dec. 16 | @   | Detroit    | 126-120 |        |
| W | Jan. 29 | vs. | Cincinnati | 137-133 | (2 OT) |
| W | Mar. 11 | vs. | Baltimore  | 121-116 |        |

## 1965-66 (1-1)

|   |        |   |           |         |  |
|---|--------|---|-----------|---------|--|
| W | Feb. 9 | @ | Baltimore | 123-116 |  |
| L | Mar. 8 | @ | New York  | 132-133 |  |

## 1966-67 (2-3)

|   |         |     |           |         |  |
|---|---------|-----|-----------|---------|--|
| L | Nov. 10 | vs. | Detroit   | 132-133 |  |
| W | Dec. 7  | vs. | St. Louis | 130-128 |  |
| L | Jan. 18 | vs. | St. Louis | 121-123 |  |
| L | Jan. 22 | @   | Boston    | 120-121 |  |
| W | Feb. 25 | @   | St. Louis | 134-133 |  |

## 1967-68 (3-2)

|   |         |     |               |         |        |
|---|---------|-----|---------------|---------|--------|
| W | Dec. 5  | @   | Philadelphia  | 128-122 |        |
| L | Jan. 6  | @   | Baltimore     | 127-130 |        |
| W | Feb. 13 | @   | Baltimore     | 119-116 |        |
| L | Feb. 17 | vs. | Philadelphia  | 134-135 | (2 OT) |
| W | Mar. 9  | @   | San Francisco | 137-132 |        |

## 1968-69 (5-2)

|   |         |     |               |         |        |
|---|---------|-----|---------------|---------|--------|
| W | Nov. 5  | @   | Chicago       | 112-109 |        |
| W | Feb. 1  | @   | San Francisco | 106-101 |        |
| W | Dec. 30 | @   | San Diego     | 131-126 |        |
| L | Feb. 2  | vs. | San Francisco | 117-122 | (3 OT) |
| W | Feb. 25 | vs. | Seattle       | 114-111 |        |
| W | Mar. 7  | vs. | Boston        | 105-99  |        |
| L | Mar. 19 | @   | Cincinnati    | 128-136 |        |

## 1969-70 (2-3)

|   |         |     |           |         |  |
|---|---------|-----|-----------|---------|--|
| W | Oct. 21 | @   | Baltimore | 142-137 |  |
| L | Nov. 30 | vs. | Chicago   | 114-116 |  |
| L | Jan. 10 | @   | Chicago   | 112-116 |  |
| W | Jan. 24 | @   | Seattle   | 122-121 |  |
| L | Feb. 7  | @   | Phoenix   | 117-121 |  |

## 1970-71 (0-3)

|   |         |   |           |         |  |
|---|---------|---|-----------|---------|--|
| L | Oct. 17 | @ | Baltimore | 116-118 |  |
| L | Dec. 15 | @ | Buffalo   | 111-113 |  |
| L | Jan. 2  | @ | San Diego | 108-109 |  |

## 1971-72 (2-1)

|   |         |     |         |         |  |
|---|---------|-----|---------|---------|--|
| W | Dec. 10 | vs. | Phoenix | 126-117 |  |
| L | Feb. 22 | vs. | Detroit | 134-135 |  |
| W | Feb. 27 | vs. | Chicago | 123-118 |  |

## 1972-73 (1-2)

|   |         |     |         |         |  |
|---|---------|-----|---------|---------|--|
| L | Dec. 1  | vs. | Atlanta | 109-114 |  |
| W | Dec. 12 | @   | Chicago | 106-105 |  |
| L | Feb. 7  | @   | Boston  | 112-113 |  |

## 1973-74 (0-3)

|   |         |     |           |         |  |
|---|---------|-----|-----------|---------|--|
| L | Dec. 11 | @   | Cleveland | 100-101 |  |
| L | Jan. 22 | vs. | Cleveland | 110-111 |  |
| L | Feb. 5  | @   | Houston   | 112-116 |  |

## 1974-75 (4-1)

|   |         |     |              |         |        |
|---|---------|-----|--------------|---------|--------|
| W | Dec. 1  | vs. | Phoenix      | 111-105 |        |
| W | Jan. 5  | vs. | Washington   | 112-109 |        |
| W | Feb. 5  | @   | Philadelphia | 113-110 | (2 OT) |
| L | Feb. 26 | vs. | Portland     | 116-117 | (2 OT) |
| W | Mar. 21 | vs. | Seattle      | 112-109 |        |

## 1975-76 (1-0)

|   |        |     |         |         |  |
|---|--------|-----|---------|---------|--|
| W | Nov. 2 | vs. | Atlanta | 116-113 |  |
|---|--------|-----|---------|---------|--|

## 1976-77 (3-2)

|   |         |     |             |         |  |
|---|---------|-----|-------------|---------|--|
| L | Oct. 26 | vs. | Kansas City | 115-117 |  |
| L | Nov. 9  | @   | Buffalo     | 116-121 |  |
| W | Dec. 18 | @   | Portland    | 115-111 |  |
| W | Jan. 11 | @   | Cleveland   | 101-99  |  |
| W | Apr. 3  | vs. | Detroit     | 115-107 |  |

## 1977-78 (2-3)

|   |         |     |             |         |  |
|---|---------|-----|-------------|---------|--|
| L | Nov. 15 | vs. | Cleveland   | 95-102  |  |
| W | Dec. 11 | vs. | Buffalo     | 124-119 |  |
| L | Feb. 1  | @   | Boston      | 100-103 |  |
| W | Feb. 3  | @   | New Jersey  | 105-99  |  |
| L | Feb. 22 | @   | Kansas City | 122-127 |  |

## 1978-79 (1-3)

|   |         |     |             |         |  |
|---|---------|-----|-------------|---------|--|
| L | Jan. 6  | @   | Houston     | 112-115 |  |
| L | Jan. 19 | vs. | Houston     | 121-122 |  |
| W | Feb. 6  | vs. | San Antonio | 119-111 |  |
| L | Apr. 4  | @   | Kansas City | 111-115 |  |

## 1979-80 (3-2)

|   |         |     |            |         |        |
|---|---------|-----|------------|---------|--------|
| W | Nov. 9  | vs. | Denver     | 126-122 |        |
| W | Nov. 16 | @   | Denver     | 135-128 |        |
| L | Jan. 29 | @   | Cleveland  | 152-154 | (4 OT) |
| W | Feb. 8  | @   | New Jersey | 125-120 |        |
| L | Feb. 29 | vs. | Milwaukee  | 117-126 |        |

## 1980-81 (2-2)

|   |         |     |             |         |        |
|---|---------|-----|-------------|---------|--------|
| W | Oct. 15 | @   | Kansas City | 112-107 |        |
| W | Nov. 29 | @   | Denver      | 124-123 | (2 OT) |
| L | Mar. 28 | @   | Utah        | 110-112 |        |
| L | Mar. 29 | vs. | Denver      | 146-148 |        |





# ALL-TIME OVERTIME RECORD (LOS ANGELES ONLY)

## 1981-82 (2-2)

|   |         |     |              |         |        |
|---|---------|-----|--------------|---------|--------|
| L | Oct. 30 | vs. | Houston      | 112-113 | (2 OT) |
| W | Nov. 15 | vs. | Indiana      | 124-123 | (2 OT) |
| W | Feb. 26 | vs. | Philadelphia | 116-114 | (2 OT) |
| L | Mar. 4  | @   | New York     | 119-129 |        |

## 1982-83 (1-1)

|   |        |   |              |         |        |
|---|--------|---|--------------|---------|--------|
| W | Nov. 3 | @ | Denver       | 135-134 |        |
| L | Jan. 5 | @ | Philadelphia | 120-122 | (2 OT) |

## 1983-84 (2-1)

|   |         |     |         |         |        |
|---|---------|-----|---------|---------|--------|
| L | Nov. 22 | vs. | Utah    | 126-130 |        |
| W | Jan. 10 | @   | Houston | 136-132 |        |
| W | Mar. 9  | @   | Dallas  | 121-120 | (2 OT) |

## 1984-85 (1-2)

|   |         |     |          |         |  |
|---|---------|-----|----------|---------|--|
| L | Dec. 11 | @   | Seattle  | 122-124 |  |
| L | Mar. 26 | @   | Portland | 113-116 |  |
| W | Apr. 7  | vs. | Portland | 135-133 |  |

## 1985-86 (4-0)

|   |         |     |              |         |        |
|---|---------|-----|--------------|---------|--------|
| W | Oct. 26 | @   | San Antonio  | 121-116 | (2 OT) |
| W | Dec. 4  | @   | Utah         | 131-127 |        |
| W | Feb. 23 | @   | Philadelphia | 117-111 |        |
| W | Mar. 8  | vs. | Sacramento   | 122-121 | (2 OT) |

## 1986-87 (2-0)

|   |         |   |              |         |  |
|---|---------|---|--------------|---------|--|
| W | Dec. 23 | @ | Sacramento   | 127-117 |  |
| W | Feb. 22 | @ | Philadelphia | 112-110 |  |

## 1987-88 (2-3)

|   |         |     |             |         |  |
|---|---------|-----|-------------|---------|--|
| L | Nov. 22 | vs. | Milwaukee   | 116-124 |  |
| W | Dec. 1  | @   | Sacramento  | 125-120 |  |
| L | Dec. 9  | @   | Washington  | 112-120 |  |
| L | Jan. 13 | @   | LA Clippers | 109-110 |  |
| W | Feb. 19 | @   | Atlanta     | 126-119 |  |

## 1988-89 (2-2)

|   |         |     |            |         |        |
|---|---------|-----|------------|---------|--------|
| W | Nov. 15 | @   | Denver     | 148-146 | (2 OT) |
| W | Dec. 4  | vs. | Washington | 119-112 |        |
| L | Dec. 14 | @   | New Jersey | 113-119 |        |
| L | Apr. 1  | @   | Denver     | 108-114 |        |

## 1989-90 (3-3)

|   |         |     |             |         |        |
|---|---------|-----|-------------|---------|--------|
| L | Dec. 1  | vs. | Detroit     | 97-108  |        |
| W | Dec. 20 | @   | Minnesota   | 106-97  |        |
| L | Jan. 9  | @   | Phoenix     | 118-121 |        |
| W | Feb. 6  | @   | Portland    | 121-119 |        |
| L | Feb. 14 | vs. | Portland    | 128-132 | (2 OT) |
| W | Feb. 20 | @   | San Antonio | 115-114 |        |

## 1990-91 (3-3)

|   |         |     |            |         |  |
|---|---------|-----|------------|---------|--|
| L | Nov. 6  | vs. | Portland   | 123-125 |  |
| W | Nov. 15 | @   | Houston    | 108-103 |  |
| L | Dec. 12 | vs. | Dallas     | 97-112  |  |
| W | Jan. 25 | @   | New Jersey | 108-103 |  |
| W | Feb. 24 | @   | Detroit    | 102-96  |  |
| L | Mar. 29 | vs. | Portland   | 105-109 |  |

## 1991-92 (2-3)

|   |         |     |             |         |        |
|---|---------|-----|-------------|---------|--------|
| L | Nov. 1  | @   | Houston     | 121-126 | (2 OT) |
| W | Nov. 2  | @   | Dallas      | 114-113 |        |
| L | Nov. 5  | vs. | LA Clippers | 109-114 |        |
| L | Mar. 13 | @   | Cleveland   | 107-109 |        |
| W | Apr. 19 | vs. | LA Clippers | 109-108 |        |

## 1992-93 (5-1)

|   |         |     |              |         |  |
|---|---------|-----|--------------|---------|--|
| W | Nov. 6  | @   | LA Clippers  | 114-112 |  |
| W | Nov. 20 | vs. | Chicago      | 120-118 |  |
| W | Jan. 24 | @   | Washington   | 112-110 |  |
| W | Mar. 5  | vs. | Philadelphia | 101-97  |  |
| W | Feb. 8  | vs. | Dallas       | 108-100 |  |
| L | Apr. 8  | @   | Golden State | 116-122 |  |

## 1993-94 (2-0)

|   |         |     |             |         |        |
|---|---------|-----|-------------|---------|--------|
| W | Nov. 16 | vs. | LA Clippers | 116-114 | (2 OT) |
| W | Apr. 6  | vs. | Sacramento  | 128-123 |        |

## 1994-95 (5-2)

|   |         |     |              |         |        |
|---|---------|-----|--------------|---------|--------|
| L | Nov. 11 | vs. | Denver       | 117-124 |        |
| W | Nov. 29 | @   | New Jersey   | 129-120 | (2 OT) |
| L | Jan. 21 | @   | Philadelphia | 113-117 |        |
| W | Jan. 25 | vs. | New Jersey   | 120-116 |        |
| W | Jan. 28 | @   | Seattle      | 128-121 |        |
| W | Feb. 24 | vs. | Charlotte    | 95-93   |        |
| W | Mar. 3  | vs. | Sacramento   | 109-104 | (2 OT) |

## 1995-96 (0-0)

No Overtime Games

## 1996-97 (4-3)

|   |         |     |           |         |        |
|---|---------|-----|-----------|---------|--------|
| W | Nov. 12 | @   | Houston   | 126-115 | (2 OT) |
| W | Dec. 13 | vs. | Portland  | 120-119 |        |
| L | Dec. 17 | @   | Chicago   | 123-129 |        |
| L | Jan. 18 | vs. | Detroit   | 97-100  | (2 OT) |
| L | Feb. 23 | vs. | New York  | 121-127 | (2 OT) |
| W | Mar. 16 | vs. | Toronto   | 98-90   |        |
| W | Mar. 27 | @   | Vancouver | 102-98  |        |

## 1997-98 (4-1)

|   |         |     |             |         |        |
|---|---------|-----|-------------|---------|--------|
| W | Nov. 13 | @   | San Antonio | 109-100 |        |
| W | Nov. 14 | @   | Houston     | 113-103 | (2 OT) |
| W | Dec. 26 | vs. | LA Clippers | 118-114 |        |
| L | Feb. 13 | vs. | Seattle     | 108-113 |        |
| W | Apr. 5  | @   | Detroit     | 105-103 |        |

## 1998-99 (1-1)

|   |         |   |              |         |  |
|---|---------|---|--------------|---------|--|
| L | Feb. 22 | @ | Denver       | 113-117 |  |
| W | Apr. 20 | @ | Golden State | 106-102 |  |

## 1999-00 (2-2)

|   |         |     |             |         |        |
|---|---------|-----|-------------|---------|--------|
| L | Jan. 24 | @   | Utah        | 101-105 | (2 OT) |
| W | Feb. 18 | @   | Orlando     | 107-99  |        |
| W | Apr. 10 | vs. | Seattle     | 106-103 |        |
| L | Apr. 19 | @   | San Antonio | 98-103  |        |

## 2000-01 (6-3)

|   |         |     |              |         |  |
|---|---------|-----|--------------|---------|--|
| W | Nov. 16 | @   | Sacramento   | 112-110 |  |
| L | Dec. 6  | @   | Golden State | 122-125 |  |
| W | Dec. 17 | @   | Toronto      | 104-101 |  |
| W | Dec. 30 | @   | LA Clippers  | 116-114 |  |
| W | Jan. 15 | vs. | Vancouver    | 113-112 |  |
| W | Feb. 13 | @   | New Jersey   | 113-110 |  |
| L | Mar. 9  | vs. | San Antonio  | 89-93   |  |
| L | Mar. 11 | vs. | Seattle      | 97-109  |  |
| W | Mar. 15 | @   | Washington   | 125-119 |  |

## 2001-02 (1-2)

|   |         |   |          |         |        |
|---|---------|---|----------|---------|--------|
| W | Nov. 15 | @ | Houston  | 98-97   |        |
| L | Jan. 12 | @ | Chicago  | 104-106 |        |
| L | Apr. 14 | @ | Portland | 120-128 | (2 OT) |



# ALL-TIME OVERTIME RECORD (LOS ANGELES ONLY)



## 2002-03 (6-3)

|   |         |     |              |         |        |
|---|---------|-----|--------------|---------|--------|
| W | Nov. 3  | vs. | Portland     | 98-95   |        |
| L | Nov. 7  | @   | Boston       | 95-98   |        |
| W | Nov. 15 | vs. | Golden State | 96-89   |        |
| W | Nov. 29 | @   | Memphis      | 112-106 |        |
| L | Dec. 20 | @   | Philadelphia | 104-107 |        |
| W | Dec. 22 | @   | Toronto      | 109-107 |        |
| L | Jan. 17 | @   | Houston      | 104-108 |        |
| W | Feb. 18 | vs. | Houston      | 106-99  | (2 OT) |
| W | Apr. 6  | vs. | Phoenix      | 115-113 |        |

## 2003-04 (5-0)

|   |         |     |             |         |        |
|---|---------|-----|-------------|---------|--------|
| W | Nov. 6  | @   | San Antonio | 120-117 | (2 OT) |
| W | Feb. 4  | @   | Cleveland   | 111-106 |        |
| W | Mar. 15 | vs. | Orlando     | 113-110 |        |
| W | Mar. 21 | vs. | Milwaukee   | 104-103 |        |
| W | Apr. 14 | @   | Portland    | 105-104 | (2 OT) |

## 2004-05 (1-3)

|   |         |     |            |         |  |
|---|---------|-----|------------|---------|--|
| L | Dec. 17 | vs. | Washington | 116-120 |  |
| L | Dec. 25 | vs. | Miami      | 102-104 |  |
| W | Feb. 9  | @   | New Jersey | 104-103 |  |
| L | Feb. 28 | @   | New York   | 115-117 |  |

## 2005-06 (3-4)

|   |         |     |              |         |  |
|---|---------|-----|--------------|---------|--|
| W | Nov. 2  | @   | Denver       | 99-97   |  |
| L | Nov. 27 | vs. | New Jersey   | 96-102  |  |
| W | Dec. 1  | @   | Utah         | 105-101 |  |
| L | Dec. 28 | vs. | Memphis      | 99-100  |  |
| L | Jan. 19 | @   | Sacramento   | 109-118 |  |
| W | Jan. 27 | vs. | Golden State | 106-105 |  |
| L | Apr. 6  | @   | Denver       | 108-110 |  |

## 2006-07 (4-6)

|   |         |     |             |         |        |
|---|---------|-----|-------------|---------|--------|
| W | Dec. 15 | vs. | Houston     | 112-101 | (2 OT) |
| L | Dec. 17 | vs. | Washington  | 141-147 |        |
| L | Dec. 29 | @   | Charlotte   | 124-133 | (3 OT) |
| W | Jan. 4  | @   | Sacramento  | 132-128 |        |
| W | Jan. 15 | vs. | Miami       | 124-118 |        |
| L | Jan. 26 | vs. | Charlotte   | 97-106  |        |
| L | Jan. 28 | vs. | San Antonio | 94-96   |        |
| L | Mar. 6  | @   | Minnesota   | 107-117 | (2 OT) |
| W | Mar. 16 | vs. | Portland    | 116-111 |        |
| L | Mar. 30 | vs. | Houston     | 104-107 |        |

## 2007-08 (4-0)

|   |         |     |              |         |  |
|---|---------|-----|--------------|---------|--|
| W | Jan. 14 | @   | Seattle      | 123-121 |  |
| W | Mar. 2  | vs. | Dallas       | 108-104 |  |
| W | Mar. 24 | @   | Golden State | 123-119 |  |
| W | Mar. 30 | vs. | Washington   | 126-120 |  |

## 2008-09 (2-1)

|   |         |     |             |         |        |
|---|---------|-----|-------------|---------|--------|
| L | Jan. 27 | vs. | Charlotte   | 110-117 | (2 OT) |
| W | Feb. 5  | @   | Boston      | 110-109 |        |
| W | Feb. 20 | vs. | New Orleans | 115-111 |        |

## 2009-10 (4-1)

|   |         |   |               |         |        |
|---|---------|---|---------------|---------|--------|
| W | Nov. 3  | @ | Oklahoma City | 101-98  |        |
| W | Nov. 4  | @ | Houston       | 103-102 |        |
| W | Dec. 16 | @ | Milwaukee     | 107-106 |        |
| W | Dec. 26 | @ | Sacramento    | 112-103 | (2 OT) |
| L | Mar. 4  | @ | Miami         | 111-114 |        |

## 2010-11 (4-0)

|   |         |     |            |         |        |
|---|---------|-----|------------|---------|--------|
| W | Feb. 1  | vs. | Houston    | 114-106 |        |
| W | Feb. 23 | @   | Portland   | 106-101 |        |
| W | Mar. 22 | vs. | Phoenix    | 139-137 | (3 OT) |
| W | Apr. 13 | @   | Sacramento | 116-108 |        |

## 2011-12 (6-1)

|   |         |     |               |         |        |
|---|---------|-----|---------------|---------|--------|
| W | Jan. 11 | @   | Utah          | 90-87   |        |
| W | Feb. 9  | @   | Boston        | 88-87   |        |
| L | Mar. 6  | @   | Detroit       | 85-88   |        |
| W | Mar. 13 | @   | Memphis       | 116-111 | (2 OT) |
| W | Mar. 14 | @   | New Orleans   | 107-101 |        |
| W | Apr. 15 | vs. | Dallas        | 112-108 |        |
| W | Apr. 22 | vs. | Oklahoma City | 114-106 | (2 OT) |

## 2012-13 (3-0)

|   |         |     |              |         |  |
|---|---------|-----|--------------|---------|--|
| W | Dec. 22 | @   | Golden State | 118-115 |  |
| W | Mar. 8  | vs. | Toronto      | 118-116 |  |
| W | Apr. 17 | vs. | Houston      | 99-95   |  |

## 2013-14 (0-1)

|   |         |   |         |         |  |
|---|---------|---|---------|---------|--|
| L | Jan. 20 | @ | Chicago | 100-102 |  |
|---|---------|---|---------|---------|--|

## 2014-15 (6-3)

|   |         |     |              |         |        |
|---|---------|-----|--------------|---------|--------|
| L | Nov. 23 | vs. | Denver       | 94-101  |        |
| W | Nov. 30 | vs. | Toronto      | 129-122 |        |
| W | Dec. 12 | @   | San Antonio  | 112-110 |        |
| W | Jan. 29 | vs. | Chicago      | 123-118 | (2 OT) |
| L | Feb. 4  | @   | Milwaukee    | 105-113 |        |
| L | Feb. 6  | @   | Orlando      | 97-103  |        |
| W | Feb. 22 | vs. | Boston       | 118-111 |        |
| W | Mar. 25 | @   | Minnesota    | 101-99  |        |
| W | Mar. 30 | @   | Philadelphia | 113-111 |        |

## 2015-16 (1-1)

|   |         |     |           |         |  |
|---|---------|-----|-----------|---------|--|
| L | Dec. 9  | @   | Minnesota | 122-123 |  |
| W | Mar. 30 | vs. | Miami     | 102-100 |  |

## ALL-TIME OVERTIME RECORDS (LOS ANGELES ERA ONLY)

|                          |     |                   |                           |        |                     |
|--------------------------|-----|-------------------|---------------------------|--------|---------------------|
| Most OT Games (Season)   | 10  | 2006-07           | Most OT Periods           | 4      | @ Cleveland 1/29/80 |
| Fewest OT Games (Season) | 0   | 1995-96           | Double-Overtime Record    | 22-14  | .611                |
| Most OT Wins (Season)    | 7   | 1961-62           | Triple-Overtime Record    | 2-2    | .500                |
| Best OT Record (Season)  | 7-0 | 1961-62           | Quadruple-Overtime Record | 0-1    | .000                |
| Most OT Losses (Season)  | 6   | 2006-07           | Overall OT Record         | 151-96 | .611                |
| Consecutive OT Games     | 3   | 1991-92           | Home OT Record            | 61-42  | .592                |
| Consecutive OT Wins      | 7   | 2011-12 - 2012-13 | Road OT Record            | 90-54  | .625                |
|                          | 7   | 2002-03 - 2003-04 |                           |        |                     |
|                          | 7   | 1984-85 - 1986-87 |                           |        |                     |
|                          | 7   | 1961-62           |                           |        |                     |
| Consecutive OT Losses    | 4   | 1972-73 - 1973-74 |                           |        |                     |
|                          | 4   | 1969-70 - 1970-71 |                           |        |                     |





# LAKERS OFFENSIVE STATISTICS (SEASON-BY-SEASON)

## MINNEAPOLIS

| YEAR    | GP | FGM  | FGA  | PCT  | FTM  | FTA  | PCT  | REB  | AST  | PF   | PTS  | AVG   |
|---------|----|------|------|------|------|------|------|------|------|------|------|-------|
| 1948-49 | 60 | 1885 | 5146 | .366 | 1272 | 1759 | .723 | -    | 1134 | 1386 | 5042 | 84.0  |
| 1949-50 | 68 | 2139 | 5832 | .367 | 1439 | 1943 | .741 | -    | 1406 | 1672 | 5717 | 84.1  |
| 1950-51 | 68 | 2084 | 5590 | .373 | 1464 | 1989 | .736 | 3409 | 1408 | 1801 | 5632 | 82.8  |
| 1951-52 | 66 | 2106 | 5833 | .361 | 1436 | 1921 | .748 | 3543 | 1389 | 1763 | 5648 | 85.6  |
| 1952-53 | 70 | 2166 | 5559 | .390 | 1641 | 2221 | .739 | 3406 | 1351 | 1917 | 5973 | 85.3  |
| 1953-54 | 72 | 2184 | 5803 | .376 | 1512 | 2067 | .731 | 3752 | 1323 | 1918 | 5880 | 81.7  |
| 1954-55 | 72 | 2506 | 6465 | .388 | 1873 | 2517 | .744 | 3865 | 1468 | 1935 | 6885 | 95.6  |
| 1955-56 | 72 | 2541 | 6543 | .388 | 2066 | 2627 | .786 | 4133 | 1689 | 1978 | 7148 | 99.3  |
| 1956-57 | 72 | 2584 | 6925 | .373 | 2195 | 2899 | .757 | 4581 | 1195 | 1887 | 7363 | 102.3 |
| 1957-58 | 72 | 2660 | 7192 | .370 | 2246 | 3007 | .747 | 5189 | 1322 | 1982 | 7566 | 105.1 |
| 1958-59 | 72 | 2779 | 7084 | .392 | 2071 | 2718 | .762 | 5149 | 1373 | 1874 | 7629 | 106.0 |
| 1959-60 | 75 | 3040 | 7883 | .386 | 1965 | 2691 | .730 | 5432 | 1444 | 1813 | 8045 | 107.3 |

## LOS ANGELES

| YEAR    | GP | FGM  | FGA  | PCT  | FTM  | FTA  | PCT  | REB  | AST  | PF   | PTS  | AVG   |
|---------|----|------|------|------|------|------|------|------|------|------|------|-------|
| 1960-61 | 79 | 3401 | 8430 | .403 | 2204 | 2999 | .735 | 5816 | 1872 | 2043 | 9006 | 114.0 |
| 1961-62 | 80 | 3552 | 8315 | .427 | 2378 | 3240 | .734 | 5600 | 1878 | 2057 | 9482 | 118.5 |
| 1962-63 | 80 | 3506 | 7948 | .441 | 2230 | 2931 | .761 | 5282 | 1739 | 1775 | 9242 | 115.5 |
| 1963-64 | 80 | 3272 | 7438 | .440 | 2230 | 2910 | .766 | 5025 | 1676 | 1997 | 8774 | 109.7 |
| 1964-65 | 80 | 336  | 7628 | .437 | 2276 | 2984 | .763 | 5231 | 1601 | 1998 | 8948 | 111.9 |
| 1965-66 | 80 | 3597 | 8109 | .444 | 2363 | 3057 | .773 | 5334 | 1936 | 2035 | 9557 | 119.5 |
| 1966-67 | 81 | 3786 | 8466 | .447 | 2191 | 2917 | .751 | 5415 | 1906 | 2168 | 9764 | 120.5 |
| 1967-68 | 82 | 3827 | 8031 | .477 | 2283 | 3143 | .726 | 5225 | 1983 | 2152 | 9937 | 121.1 |
| 1968-69 | 82 | 3574 | 7620 | .469 | 2056 | 3161 | .650 | 4749 | 2068 | 1773 | 9204 | 112.2 |
| 1969-70 | 82 | 3668 | 7952 | .461 | 1991 | 2641 | .754 | 4154 | 2030 | 1896 | 9327 | 113.7 |
| 1970-71 | 82 | 3739 | 7857 | .476 | 1933 | 2717 | .711 | 4269 | 2205 | 1709 | 9411 | 114.8 |
| 1971-72 | 82 | 3920 | 7998 | .490 | 2080 | 2833 | .734 | 4628 | 2232 | 1636 | 9920 | 120.0 |
| 1972-73 | 82 | 3740 | 7819 | .478 | 1679 | 2264 | .742 | 4562 | 2302 | 1636 | 9159 | 111.7 |

| YEAR    | FGM  | FGA  | PCT  | FTM  | FTA  | PCT  | OR   | DR   | REB  | AST  | PF   | STL | TO   | BS  | PTS  | AVG   |
|---------|------|------|------|------|------|------|------|------|------|------|------|-----|------|-----|------|-------|
| 1973-74 | 3536 | 7803 | .453 | 1879 | 2443 | .769 | 1365 | 2970 | 4335 | 2179 | 2032 | 794 | 1913 | 653 | 8951 | 109.2 |
| 1974-75 | 3409 | 7577 | .450 | 1641 | 2182 | .752 | 1312 | 2763 | 4075 | 2091 | 2079 | 755 | 1785 | 423 | 8459 | 103.9 |
| 1975-76 | 3547 | 7622 | .465 | 1670 | 2164 | .772 | 1132 | 2870 | 4002 | 1939 | 2025 | 674 | 1612 | 528 | 8764 | 106.2 |
| 1976-77 | 3663 | 7657 | .478 | 1437 | 1941 | .740 | 1177 | 2628 | 3805 | 2057 | 1867 | 801 | 1538 | 445 | 8763 | 106.9 |
| 1977-78 | 3734 | 7672 | .487 | 1576 | 2095 | .752 | 1136 | 2647 | 3783 | 2229 | 1964 | 802 | 1548 | 409 | 9044 | 110.3 |
| 1978-79 | 3827 | 7397 | .517 | 1606 | 2088 | .769 | 949  | 2557 | 3506 | 2338 | 1851 | 793 | 1569 | 500 | 9260 | 112.9 |

| YEAR    | FGM  | FGA  | PCT  | FTM  | FTA  | PCT  | 3PM | 3PA  | PCT  | OR   | DR   | REB  | AST  | PF   | STL | TO   | BS  | PTS  | AVG   |
|---------|------|------|------|------|------|------|-----|------|------|------|------|------|------|------|-----|------|-----|------|-------|
| 1979-80 | 3898 | 7368 | .529 | 1622 | 2092 | .775 | 20  | 100  | .200 | 1085 | 2653 | 3738 | 2413 | 1784 | 774 | 1639 | 546 | 9437 | 115.1 |
| 1980-81 | 3780 | 7382 | .512 | 1540 | 2113 | .729 | 17  | 94   | .181 | 1165 | 2491 | 3656 | 2363 | 1955 | 808 | 1557 | 551 | 9117 | 111.2 |
| 1981-82 | 3919 | 7585 | .517 | 1549 | 2161 | .717 | 13  | 94   | .138 | 1258 | 2505 | 3763 | 2356 | 1999 | 848 | 1468 | 517 | 9400 | 114.6 |
| 1982-83 | 3964 | 7512 | .528 | 1495 | 2031 | .736 | 10  | 96   | .104 | 1235 | 2433 | 3668 | 2519 | 1931 | 844 | 1584 | 479 | 9433 | 115.0 |
| 1983-84 | 3854 | 7250 | .532 | 1712 | 2272 | .754 | 58  | 206  | .281 | 1095 | 2499 | 3594 | 2454 | 2054 | 726 | 1578 | 478 | 9478 | 115.6 |
| 1984-85 | 3952 | 7254 | .545 | 1702 | 2232 | .763 | 90  | 295  | .305 | 1063 | 2550 | 3613 | 2575 | 1931 | 695 | 1537 | 481 | 9696 | 118.2 |
| 1985-86 | 3834 | 7343 | .522 | 1812 | 2329 | .778 | 138 | 409  | .337 | 1101 | 2555 | 3656 | 2433 | 2031 | 683 | 1467 | 419 | 9618 | 117.3 |
| 1986-87 | 3740 | 7245 | .516 | 2012 | 2550 | .789 | 164 | 447  | .367 | 1127 | 2515 | 3642 | 2428 | 1853 | 728 | 1358 | 482 | 9656 | 117.8 |
| 1987-88 | 3576 | 7078 | .505 | 1956 | 2480 | .789 | 142 | 478  | .297 | 1073 | 2491 | 3564 | 2347 | 1715 | 672 | 1318 | 404 | 9250 | 112.8 |
| 1988-89 | 3584 | 7143 | .502 | 2011 | 2508 | .802 | 227 | 667  | .340 | 1094 | 2612 | 3706 | 2282 | 1672 | 724 | 1334 | 421 | 9406 | 114.7 |
| 1989-90 | 3434 | 7010 | .490 | 1902 | 2417 | .787 | 309 | 841  | .367 | 1097 | 2460 | 3562 | 2238 | 1741 | 655 | 1226 | 445 | 9079 | 110.7 |
| 1990-91 | 3343 | 6911 | .484 | 1805 | 2261 | .798 | 226 | 744  | .304 | 1078 | 2440 | 3518 | 2091 | 1524 | 642 | 1203 | 384 | 8717 | 106.3 |
| 1991-92 | 3183 | 6977 | .456 | 1744 | 2278 | .766 | 119 | 445  | .267 | 1156 | 2196 | 3352 | 1803 | 1543 | 756 | 1089 | 400 | 8229 | 100.4 |
| 1992-93 | 3309 | 6994 | .473 | 1741 | 2304 | .756 | 187 | 626  | .299 | 1103 | 2288 | 3391 | 2013 | 1778 | 782 | 1266 | 431 | 8546 | 104.2 |
| 1993-94 | 3291 | 7316 | .450 | 1410 | 1967 | .717 | 241 | 803  | .300 | 1260 | 2204 | 3464 | 1983 | 1877 | 751 | 1197 | 461 | 8233 | 100.4 |
| 1994-95 | 3284 | 7088 | .463 | 1523 | 2072 | .735 | 525 | 1492 | .352 | 1126 | 2316 | 3442 | 2078 | 1933 | 750 | 1243 | 563 | 8616 | 105.1 |
| 1995-96 | 3216 | 6706 | .480 | 1529 | 2049 | .746 | 477 | 1359 | .351 | 995  | 2303 | 3298 | 2080 | 1702 | 722 | 1163 | 516 | 8438 | 102.9 |
| 1996-97 | 3018 | 6642 | .454 | 1613 | 2330 | .692 | 551 | 1500 | .367 | 1092 | 2414 | 3506 | 1845 | 1818 | 740 | 1222 | 575 | 8200 | 100.0 |
| 1997-98 | 3146 | 6536 | .481 | 1863 | 2743 | .679 | 497 | 1415 | .351 | 1079 | 2471 | 3550 | 2009 | 1859 | 734 | 1256 | 556 | 8652 | 105.5 |
| 1998-99 | 1841 | 3935 | .468 | 1027 | 1503 | .683 | 241 | 685  | .352 | 619  | 1482 | 2011 | 1095 | 1231 | 389 | 754  | 287 | 4950 | 99.0  |
| 1999-00 | 3137 | 6836 | .459 | 1649 | 2368 | .696 | 344 | 1047 | .329 | 1117 | 2738 | 3855 | 1921 | 1841 | 613 | 1143 | 534 | 8267 | 100.8 |
| 2000-01 | 3209 | 6685 | .465 | 1594 | 2333 | .683 | 439 | 1275 | .344 | 1085 | 2583 | 3668 | 1888 | 1872 | 564 | 1184 | 490 | 8251 | 100.6 |
| 2001-02 | 3150 | 6840 | .461 | 1494 | 2138 | .699 | 510 | 1439 | .354 | 1022 | 2607 | 3629 | 1882 | 1823 | 625 | 1040 | 478 | 8304 | 101.3 |
| 2002-03 | 3091 | 6856 | .451 | 1562 | 2129 | .734 | 486 | 1367 | .356 | 1078 | 2554 | 3632 | 1909 | 1874 | 639 | 1192 | 470 | 8230 | 100.4 |
| 2003-04 | 3028 | 6676 | .454 | 1631 | 2352 | .693 | 365 | 1115 | .327 | 1001 | 2535 | 3536 | 1948 | 1732 | 682 | 1132 | 379 | 8052 | 98.2  |
| 2004-05 | 2895 | 6629 | .437 | 1661 | 2137 | .777 | 644 | 1813 | .355 | 1028 | 2511 | 3539 | 1672 | 1794 | 508 | 1176 | 344 | 8095 | 98.7  |
| 2005-06 | 2992 | 6607 | .453 | 1618 | 2172 | .745 | 552 | 1583 | .349 | 970  | 2488 | 3458 | 1734 | 1894 | 628 | 1143 | 350 | 8154 | 99.4  |
| 2006-07 | 3103 | 6664 | .466 | 1660 | 2221 | .747 | 608 | 1724 | .353 | 886  | 2495 | 3381 | 1850 | 1889 | 600 | 1273 | 421 | 8474 | 103.3 |
| 2007-08 | 3248 | 6818 | .476 | 1746 | 2270 | .769 | 662 | 1751 | .378 | 898  | 2722 | 3620 | 2003 | 1691 | 654 | 1156 | 438 | 8904 | 108.6 |
| 2008-09 | 3307 | 6981 | .474 | 1607 | 2087 | .770 | 547 | 1516 | .361 | 1015 | 2587 | 3602 | 1908 | 1698 | 718 | 1103 | 420 | 8768 | 106.9 |
| 2009-10 | 3144 | 6875 | .457 | 1519 | 1985 | .765 | 532 | 1562 | .341 | 973  | 2662 | 3635 | 1730 | 1592 | 612 | 1096 | 400 | 8339 | 101.7 |
| 2010-11 | 3128 | 6757 | .463 | 1541 | 1979 | .779 | 524 | 1487 | .352 | 989  | 2616 | 3605 | 1801 | 1555 | 602 | 1073 | 422 | 8321 | 101.5 |
| 2011-12 | 2429 | 5319 | .457 | 1202 | 1589 | .756 | 362 | 1112 | .326 | 799  | 2251 | 3050 | 1485 | 1109 | 390 | 997  | 351 | 6422 | 97.3  |
| 2012-13 | 3041 | 6640 | .458 | 1584 | 2289 | .692 | 715 | 2015 | .355 | 942  | 2372 | 3674 | 1818 | 1467 | 576 | 1232 | 429 | 8381 | 102.2 |
| 2013-14 | 3139 | 6980 | .450 | 1390 | 1835 | .757 | 774 | 2032 | .381 | 745  | 2620 | 3365 | 2006 | 1627 | 611 | 1239 | 446 | 8442 | 103.0 |
| 2014-15 | 3054 | 7020 | .435 | 1433 | 1935 | .741 | 532 | 1546 | .344 | 952  | 2647 | 3599 | 1715 | 1741 | 578 | 1086 | 366 | 8073 | 98.5  |
| 2015-16 | 2880 | 6956 | .414 | 1583 | 2028 | .781 | 639 | 2016 | .317 | 878  | 2645 | 3523 | 1718 | 1662 | 593 | 1134 | 337 | 7982 | 97.3  |



# LAKERS DEFENSIVE STATISTICS (SEASON-BY-SEASON)



## MINNEAPOLIS

| YEAR    | GP | FGM | FGA | PCT | FTM | FTA | PCT | REB | AST | PF | PTS | AVG   | DIFF |
|---------|----|-----|-----|-----|-----|-----|-----|-----|-----|----|-----|-------|------|
| 1948-49 | 60 |     |     |     |     |     |     |     |     |    |     | 76.7  | +7.3 |
| 1949-50 | 68 |     |     |     |     |     |     |     |     |    |     | 75.7  | +8.4 |
| 1950-51 | 68 |     |     |     |     |     |     |     |     |    |     | 77.4  | +4.4 |
| 1951-52 | 66 |     |     |     |     |     |     |     |     |    |     | 79.5  | +6.1 |
| 1952-53 | 70 |     |     |     |     |     |     |     |     |    |     | 79.2  | +6.1 |
| 1953-54 | 72 |     |     |     |     |     |     |     |     |    |     | 78.3  | +3.4 |
| 1954-55 | 72 |     |     |     |     |     |     |     |     |    |     | 94.5  | +1.1 |
| 1955-56 | 72 |     |     |     |     |     |     |     |     |    |     | 100.2 | -0.9 |
| 1956-57 | 72 |     |     |     |     |     |     |     |     |    |     | 103.1 | -0.8 |
| 1957-58 | 72 |     |     |     |     |     |     |     |     |    |     | 111.5 | -6.4 |
| 1958-59 | 72 |     |     |     |     |     |     |     |     |    |     | 107.3 | -1.3 |
| 1959-60 | 75 |     |     |     |     |     |     |     |     |    |     | 111.4 | -4.1 |

(STATISTICS NOT RECORDED BY NBA)

## LOS ANGELES

| YEAR    | GP | FGM  | FGA  | PCT  | FTM  | FTA  | PCT  | REB  | AST  | PF   | PTS  | AVG   | DIFF  |
|---------|----|------|------|------|------|------|------|------|------|------|------|-------|-------|
| 1960-61 | 79 |      |      |      |      |      |      |      |      |      |      | 114.1 | -0.1  |
| 1961-62 | 80 |      |      |      |      |      |      |      |      |      |      | 120.0 | -1.5  |
| 1962-63 | 80 |      |      |      |      |      |      |      |      |      |      | 112.4 | +3.1  |
| 1963-64 | 80 |      |      |      |      |      |      |      |      |      |      | 108.7 | +1.0  |
| 1964-65 | 80 |      |      |      |      |      |      |      |      |      |      | 109.9 | +2.0  |
| 1965-66 | 80 |      |      |      |      |      |      |      |      |      |      | 116.4 | +1.2  |
| 1966-67 | 81 |      |      |      |      |      |      |      |      |      |      | 120.2 | +0.3  |
| 1967-68 | 82 |      |      |      |      |      |      |      |      |      |      | 115.6 | +5.6  |
| 1968-69 | 82 |      |      |      |      |      |      |      |      |      |      | 108.1 | +4.1  |
| 1969-70 | 82 |      |      |      |      |      |      |      |      |      |      | 111.8 | +1.9  |
| 1970-71 | 82 | 3976 | 8511 | .466 | 1567 | 2107 | .744 | 4552 | 2076 | 1951 | 9159 | 111.7 | +3.1  |
| 1971-72 | 82 | 3699 | 8553 | .432 | 1515 | 1972 | .768 | 4290 | 1994 | 1997 | 8913 | 108.7 | +12.3 |
| 1972-73 | 82 | 3646 | 8409 | .434 | 1167 | 1583 | .737 | 4101 | 1963 | 1941 | 8459 | 103.3 | +8.5  |

(STATISTICS NOT RECORDED BY NBA)

| YEAR    | FGM  | FGA  | PCT  | FTM  | FTA  | PCT  | OR   | DR   | REB  | AST  | STL | TO   | BS  | PTS  | AVG   | DIFF |
|---------|------|------|------|------|------|------|------|------|------|------|-----|------|-----|------|-------|------|
| 1973-74 | 3667 | 8364 | .438 | 1546 | 2044 | .756 | 1525 | 2786 | 4311 | 2061 | 797 | 1719 | 430 | 8880 | 108.3 | +0.9 |
| 1974-75 | 3595 | 7914 | .454 | 1603 | 2117 | .757 | 1422 | 2807 | 4229 | 2239 | 822 | 1606 | 442 | 8793 | 107.2 | -4.0 |
| 1975-76 | 3515 | 7781 | .450 | 1573 | 2148 | .732 | 1384 | 2837 | 4221 | 2032 | 775 | 1564 | 363 | 8757 | 106.8 | -0.1 |
| 1976-77 | 3648 | 7880 | .452 | 1510 | 1990 | .759 | 1348 | 2625 | 3973 | 1900 | 763 | 1599 | 362 | 8540 | 104.1 | +2.8 |
| 1977-78 | 3797 | 7848 | .463 | 1529 | 2050 | .746 | 1365 | 2599 | 3964 | 2073 | 756 | 1570 | 379 | 8825 | 107.6 | +2.7 |
| 1978-79 | 3727 | 7921 | .484 | 1415 | 1931 | .733 | 1288 | 2486 | 3774 | 2234 | 737 | 1542 | 359 | 9009 | 109.9 | +5.0 |

| YEAR    | FGM  | FGA  | PCT  | FTM  | FTA  | PCT  | 3PM | 3PA  | PCT  | OR   | DR   | REB  | AST  | STL | TO   | BS  | PTS  | AVG   | DIFF |
|---------|------|------|------|------|------|------|-----|------|------|------|------|------|------|-----|------|-----|------|-------|------|
| 1979-80 | 3723 | 7921 | .470 | 1430 | 1884 | .759 | 78  | 274  | .285 | 1312 | 2242 | 3554 | 2324 | 797 | 1420 | 382 | 8954 | 109.2 | +5.9 |
| 1980-81 | 3581 | 7701 | .465 | 1598 | 2158 | .741 | 42  | 184  | .228 | 1378 | 2274 | 3652 | 2280 | 754 | 1473 | 357 | 8802 | 107.3 | +3.9 |
| 1981-82 | 3745 | 7679 | .488 | 1433 | 2008 | .714 | 78  | 213  | .366 | 1275 | 2255 | 3530 | 2319 | 718 | 1483 | 435 | 9001 | 109.8 | +4.9 |
| 1982-83 | 3734 | 7617 | .490 | 1455 | 2008 | .725 | 55  | 212  | .259 | 1294 | 2166 | 3460 | 2389 | 766 | 1562 | 380 | 8978 | 109.5 | +5.5 |
| 1983-84 | 3672 | 7600 | .483 | 1763 | 2346 | .751 | 63  | 223  | .282 | 1253 | 2154 | 3407 | 2261 | 797 | 1443 | 376 | 9170 | 111.8 | +3.8 |
| 1984-85 | 3665 | 7639 | .480 | 1679 | 2244 | .748 | 84  | 297  | .283 | 1248 | 2078 | 3326 | 2313 | 756 | 1365 | 370 | 9093 | 110.9 | +7.4 |
| 1985-86 | 3577 | 7450 | .480 | 1778 | 2369 | .751 | 51  | 247  | .206 | 1104 | 2226 | 3330 | 2235 | 792 | 1330 | 359 | 8983 | 109.5 | +7.7 |
| 1986-87 | 3520 | 7531 | .467 | 1731 | 2265 | .764 | 122 | 431  | .283 | 1280 | 2174 | 3454 | 2232 | 721 | 1370 | 404 | 8893 | 108.5 | +9.3 |
| 1987-88 | 3551 | 7467 | .476 | 1538 | 2020 | .761 | 131 | 439  | .298 | 1175 | 2249 | 3424 | 2200 | 732 | 1246 | 390 | 8771 | 107.0 | +5.8 |
| 1988-89 | 3541 | 7540 | .470 | 1542 | 2051 | .752 | 194 | 587  | .330 | 1178 | 2222 | 3400 | 2157 | 752 | 1263 | 432 | 8818 | 107.5 | +7.2 |
| 1989-90 | 3381 | 7247 | .467 | 1586 | 2111 | .751 | 175 | 519  | .337 | 1131 | 2243 | 3385 | 2154 | 669 | 1200 | 426 | 8523 | 103.9 | +6.8 |
| 1990-91 | 3354 | 7262 | .462 | 1278 | 1700 | .752 | 178 | 573  | .311 | 1131 | 2187 | 3318 | 1998 | 668 | 1175 | 334 | 8164 | 99.6  | +6.7 |
| 1991-92 | 3408 | 7095 | .480 | 1329 | 1744 | .762 | 174 | 596  | .292 | 1234 | 2384 | 3618 | 2173 | 594 | 1256 | 389 | 8319 | 101.5 | -1.1 |
| 1992-93 | 3438 | 7116 | .483 | 1529 | 2050 | .746 | 245 | 726  | .337 | 1158 | 2411 | 3569 | 2130 | 686 | 1334 | 384 | 8650 | 105.5 | -1.3 |
| 1993-94 | 3337 | 7008 | .476 | 1683 | 2346 | .717 | 228 | 723  | .315 | 1284 | 2533 | 3817 | 2163 | 664 | 1344 | 427 | 8585 | 105.7 | -4.3 |
| 1994-95 | 3299 | 7050 | .468 | 1580 | 2233 | .708 | 456 | 1294 | .352 | 1283 | 2474 | 3757 | 2203 | 644 | 1390 | 489 | 8634 | 105.3 | -0.2 |
| 1995-96 | 3118 | 6806 | .458 | 1395 | 1891 | .738 | 442 | 1203 | .367 | 1146 | 2316 | 3462 | 2006 | 588 | 1334 | 483 | 8073 | 98.5  | +4.4 |
| 1996-97 | 2922 | 6619 | .441 | 1527 | 2126 | .718 | 479 | 1379 | .347 | 1110 | 2368 | 3478 | 1880 | 620 | 1341 | 388 | 7850 | 95.7  | +4.3 |
| 1997-98 | 2984 | 6800 | .439 | 1669 | 2281 | .732 | 380 | 1071 | .355 | 1123 | 2339 | 3462 | 1841 | 660 | 1281 | 423 | 8017 | 97.8  | +7.7 |
| 1998-99 | 1759 | 3992 | .441 | 1064 | 1501 | .709 | 217 | 652  | .332 | 628  | 1403 | 2031 | 1062 | 408 | 716  | 196 | 4979 | 96.0  | +3.0 |
| 1999-00 | 2838 | 6824 | .416 | 1518 | 2045 | .742 | 372 | 1142 | .326 | 1007 | 2531 | 3538 | 1597 | 627 | 1196 | 345 | 7566 | 92.3  | +8.5 |
| 2000-01 | 2983 | 6815 | .438 | 1595 | 2114 | .754 | 413 | 1168 | .354 | 981  | 2407 | 3388 | 1659 | 619 | 1073 | 324 | 7974 | 97.2  | +3.4 |
| 2001-02 | 2872 | 6777 | .424 | 1577 | 2072 | .761 | 399 | 1259 | .317 | 1016 | 2526 | 3542 | 1643 | 587 | 1148 | 354 | 7720 | 94.1  | +7.1 |
| 2002-03 | 2976 | 6725 | .443 | 1622 | 2133 | .760 | 465 | 1223 | .380 | 957  | 2459 | 3452 | 1753 | 644 | 1190 | 311 | 8039 | 98.0  | +2.4 |
| 2003-04 | 2920 | 6640 | .440 | 1472 | 1964 | .749 | 420 | 1247 | .337 | 922  | 2558 | 3480 | 1708 | 616 | 1254 | 308 | 7732 | 94.3  | +3.9 |
| 2004-05 | 3141 | 6928 | .453 | 1507 | 1931 | .780 | 549 | 1522 | .361 | 1023 | 2453 | 3476 | 2001 | 627 | 965  | 420 | 8338 | 101.7 | -3.0 |
| 2005-06 | 2945 | 6547 | .450 | 1585 | 2123 | .747 | 474 | 1342 | .353 | 893  | 2399 | 3292 | 1730 | 636 | 1158 | 354 | 7949 | 96.9  | +2.5 |
| 2006-07 | 3097 | 6719 | .461 | 1763 | 2320 | .760 | 523 | 1462 | .358 | 955  | 2508 | 3463 | 1798 | 649 | 1208 | 409 | 8480 | 103.4 | -0.1 |
| 2007-08 | 3127 | 7022 | .445 | 1501 | 1995 | .752 | 554 | 1531 | .362 | 988  | 2521 | 3509 | 1793 | 634 | 1168 | 368 | 8309 | 101.3 | +7.3 |
| 2008-09 | 3050 | 6825 | .447 | 1454 | 1931 | .753 | 586 | 1700 | .345 | 959  | 2440 | 3399 | 1854 | 635 | 1275 | 392 | 8140 | 99.3  | +7.6 |
| 2009-10 | 3050 | 6840 | .446 | 1332 | 1776 | .750 | 520 | 1585 | .328 | 914  | 2546 | 3460 | 1792 | 573 | 1159 | 363 | 7952 | 97.0  | +4.7 |
| 2010-11 | 3008 | 6888 | .437 | 1246 | 1628 | .765 | 558 | 1668 | .335 | 1002 | 2399 | 3401 | 1827 | 585 | 1116 | 372 | 7820 | 95.4  | +6.1 |
| 2011-12 | 2492 | 5703 | .437 | 901  | 1215 | .742 | 443 | 1274 | .348 | 758  | 1496 | 2704 | 1446 | 566 | 745  | 302 | 6328 | 95.9  | +1.4 |
| 2012-13 | 3253 | 7180 | .453 | 1167 | 1594 | .732 | 613 | 1718 | .357 | 947  | 2551 | 3498 | 1918 | 696 | 1061 | 396 | 8286 | 101.0 | +1.2 |
| 2013-14 | 3440 | 7350 | .468 | 1412 | 1942 | .727 | 666 | 1843 | .361 | 1068 | 2950 | 4018 | 2112 | 790 | 1164 | 387 | 8958 | 109.2 | -6.2 |
| 2014-15 | 3180 | 6817 | .466 | 1577 | 2118 | .745 | 697 | 1921 | .363 | 824  | 2797 | 3621 | 1966 | 611 | 1068 | 396 | 8634 | 105.3 | -6.8 |
| 2015-16 | 3323 | 7023 | .473 | 1420 | 1942 | .731 | 700 | 2016 | .347 | 897  | 2915 | 3812 | 2022 | 617 | 1037 | 458 | 8766 | 106.9 | -9.6 |





# ALL-TIME NUMERICAL ROSTER

## LOS ANGELES ERA

### 00

Calvin Garrett  
Benoit Benjamin

### 0

Orlando Woolridge  
Soumaila Samake  
Andrew Goudelock  
Nick Young

### 1

Earl Jones  
Wes Matthews  
Anthony Peeler  
Maurice Carter  
Caron Butler  
William "Smush" Parker  
Javaris Crittenton  
Jordan Farmar  
Joe Smith  
Darius Morris  
D'Angelo Russell

### 2

Kenny Carr  
Rory Sparrow  
Anthony Miller  
Derek Fisher  
Aaron McKie  
Elias Harris  
MarShon Brooks  
Wayne Ellington  
Brandon Bass

### 3

Elmore Smith  
Jeff Lamp  
Jay Vincent  
Sedale Threatt  
Devean George  
Shammond Williams  
Trevor Ariza  
Devin Ebanks  
Shawne Williams  
Manny Harris  
Anthony Brown

### 4

Adrian Dantley  
Byron Scott  
Frankie King  
Ron Harper  
Luke Walton  
Antawn Jamison  
Ryan Kelly

### 5

Dick Barnett  
Jim McMillian  
Tom Abernathy  
Jim Price  
Eddie Jordan  
Duane Cooper  
Robert Horry  
Ime Udoka  
Tierre Brown  
Jordan Farmar  
Steve Blake  
Carlos Boozer

### 6

Chucky Brown  
Eddie Jones  
Jelani McCoy  
Maurice Evans  
Adam Morrison  
Josh McRoberts  
Earl Clark  
Kent Bazemore  
Jordan Clarkson

### 7

Kenny Carr  
Marty Byrnes  
Demetrius Calip  
Trevor Wilson  
Lester Conner  
Derek Strong  
Larry Krystkowiak  
Sam Jacobson  
Isaiah Rider  
Brian Cook  
Lamar Odom  
Ramon Sessions  
Darius Johnson-Odom  
Xavier Henry  
Larry Nance Jr.

### 8

Jim Brewer  
Doug Christie  
Randolph Keys  
Kobe Bryant

### 9

Jim Chones  
Nick Van Exel  
Bryon Russell  
Chucky Atkins  
Laron Profit  
Sun Yue  
Matt Barnes  
Chris Kaman  
Ronnie Price  
Marcelo Huertas

### 10

Corky Calhoun  
Norm Nixon  
Larry Drew  
Tyronn Lue  
Lindsey Hunter  
Vladimir Radmanovic  
Trey Johnson  
Steve Nash

### 11

Frank Selvy  
Gail Goodrich  
Jim Clemons  
Jim McDaniels  
Bo Lamar  
Charlie Scott  
Bob McAdoo  
J.R. Reid  
John Celestand  
Joe Crispin  
Karl Malone  
Devin Green  
Coby Karl  
Wesley Johnson

### 12

Gene Wiley  
Fred Crawford  
Pat Riley  
Don Chaney  
Ronnie Lester  
Viade Divac  
Jerome Kersey  
Derek Harper  
Mike Penberthy  
Jannero Pargo  
Shannon Brown  
Dwight Howard  
Kendall Marshall  
Vander Blue

### 13

**Wilt Chamberlain\***  
Dwight Jones

### 14

Ray Felix  
Hub Reed  
Darrall Imhoff  
John Tresvant  
Leroy Ellis  
Brad Holland  
David Rivers  
Sam Perkins  
Stanislav Medvedenko  
Ira Newble  
Troy Murphy

### 15

Mel Gibson  
Bob Boozer  
Henry Finkel  
Willie McCarter  
Jim Price  
Ron Williams  
John Roche  
Ernie DiGregorio  
Ron Carter  
Butch Lee  
Eddie Jordan  
Tony Bobbitt  
Metta World Peace  
Jabari Brown

### 16

John Salley  
Pau Gasol

### 17

Rick Fox  
Andrew Bynum  
Jeremy Lin  
Roy Hibbert

### 18

Kurt Rambis  
Sasha Vujacic

### 19

Tony Campbell

### 20

Tom Hawkins  
Don Nelson  
Dick Garrett  
Ernie Killum  
Nate Hawthorne  
Brian Winters  
Don Freeman  
Allen Murphy  
Cornell Warner  
Maurice Lucas  
Milt Wagner  
Terry Teagle  
Danny Young  
Rumeal Robinson  
Jon Barry  
Brian Shaw  
Gary Payton  
Jumaine Jones  
Jodie Meeks  
Dwight Buycks

### 21

Bob Leonard  
Bobby Smith  
Jim King  
Archie Clark  
Johnny Egan  
Flynn Robinson  
Walt Wesley  
Cliff Meely  
Mack Calvin  
Johnny Neumann  
Michael Cooper  
Ruben Patterson  
Kareem Rush  
Ronny Turiaf  
Josh Powell  
Chris Duhon  
Ed Davis

### 22

**Elgin Baylor\***

### 23

Jim Barnes  
Stu Lantz  
Lou Hudson  
Tony Jackson  
Jerome Henderson  
Reggie Jordan  
Cedric Ceballos  
Mario Bennett  
Mitch Richmond  
Von Wafer  
Lou Williams

### 24

Gary Alcorn  
Bobby Sims  
Ron Horn  
John Wetzel  
Keith Erickson  
Kermit Washington  
Ron Boone  
Butch Carter  
Adrian Branch  
Steve Bucknall  
George Lynch  
Lloyd Daniels  
Fred Roberts  
Trevor Wilson  
George McCloud  
Shea Seals  
Jim Jackson  
Kobe Bryant

### 25

Leroy Ellis  
**Gail Goodrich\***  
Ollie Mack  
Alan Hardy  
Mitch Kupchak  
Keith Owens  
Eddie Jones

### 26

Dan Schayes

### 27

Jordan Hill

### 28

DJ Mbenga  
Jason Kapono  
Tarik Black

### 30

Cliff Anderson  
Bill Hewitt  
Fred Hetzel  
William Turner  
Roger Brown  
Cornell Warner  
Marv Roberts  
Brad Davis  
Kevin McKenna  
Irving Thomas  
Alex Blackwell  
George Lynch  
Kurt Rambis  
Tracy Murray  
Julius Randle



# ALL-TIME NUMERICAL ROSTER



## LOS ANGELES ERA

### 31

Mel Counts  
John Trapp  
Zelmo Beatty  
Spencer Haywood  
Kurt Rambis  
Mark McNamara  
Sam Bowie  
Jamal Sampson  
Chris Mihm

### 32

Jim Krebs  
Jerry Grote  
Bill Bridges  
Cazzie Russell  
**Earvin Johnson\***

### 33

Rod Hundley  
Cotton Nash  
John Fairchild  
Tom Hawkins  
Mike Lynn  
Travis Grant  
Cazzie Russell  
**Kareem Abdul-Jabbar\***

### 34

John Block  
Erwin Mueller  
Stan Love  
Myles Patrick  
Clay Johnson  
Petur Gudmundsson  
Ray Tolbert  
Tony Smith  
George Lynch  
**Shaquille O'Neal\***

### 35

Rudy LaRusso  
Rick Roberson  
Bill Bridges  
Don Ford  
Joe Cooper  
Billy Ray Bates  
Larry Spriggs  
Tony Brown  
Doug Christie  
Joe Kleine  
Mark Madsen

### 37

Metta World Peace

### 40

Bill McGill  
Jerry Chambers  
Cliff Anderson  
Lucius Allen  
Dave Robisch  
Mike McGee  
Antonio Harvey  
Travis Knight  
Greg Foster

### 41

C.J. Kupec  
Mitch Kupchak  
Swen Nater  
Elden Campbell  
Glen Rice

### 42

Walt Hazzard  
Connie Hawkins  
Lucius Allen  
James Edwards  
**James Worthy\***

### 43

Earl Tatum  
Chuck Nevitt  
Frank Brickowski  
Mychal Thompson  
Cliff Robinson  
Corie Blount  
Brian Cook

### 44

**Jerry West\***

### 45

A.C. Green  
Sean Rooks  
Derrick Caracter

### 49

Melvin McCants

### 50

Steve Mix  
Theo Ratliff  
Robert Sacre

### 52

Ron Johnson  
Bob McNeill  
Dennis Hamilton  
Jay Carty  
Happy Hairston  
**Jamaal Wilkes\***  
Mike Smrek  
Samaki Walker

### 53

James Edwards

### 54

Howard Joliff  
Mark Landsberger  
Jack Haley  
Horace Grant  
Kwame Brown

### 55

Wayne Yates  
Billy Thompson  
Mike Higgins  
Jawann Oldham  
Brian Grant

### 73

Dennis Rodman

### 88

Christian Eyenga

## MINNEAPOLIS ERA

### 4

Joe Hutton

### 10

Herm Schaefer

### 11

Mike Bloom  
Billy Hassett  
Lew Hitch  
Jim Paxson  
Frank Selvy

### 12

Don Smith  
Gene Stump  
Ed Beach  
Howie Schultz  
Jim Holstein  
Bobby Watson  
Alex "Boo" Ellis

### 13

Tony Jaros  
Jim Holstein  
Corky Devlin

### 14

Earl Gardner  
Bud Grant  
Paul Walther  
Joe Hutton  
Larry Foust  
Ray Felix

### 15

Don Carlson  
Kevin O'Shea  
Joe Hutton  
Howie Schultz  
Dick Schnittker

### 16

Johnny Jorgensen  
Bob Harrison  
Dick Garmaker  
Nick Mantis

### 17

**Jim Pollard\***  
Ron Sobie

### 18

Ray Ellefson  
Arnie Ferrin  
Frank Saul  
Bob Carney  
Don Sunderlage  
Chuck Mencil

### 19

Jack Dwan  
**Vern Mikkelsen\***

### 20

Ed "Whitey" Kachan  
Normie Glick  
Bud Grant  
Myer "Whitey" Skoog  
Tom Hawkins

### 21

Bob Leonard

### 22

Don Forman  
**Slater Martin\***  
Ron Feiereisel  
McCoy Ingram  
George Brown  
**Elgin Baylor**

### 23

Ed Kalafat  
Alex "Boo" Ellis

### 24

Dick Schnittker  
Walter Dukes  
Bob Smith

### 27

Art Spoelstra

### 30

Steve Hamilton  
Alex "Boo" Ellis

### 32

Jim Krebs

### 33

Bob Williams  
Rod Hundley

### 34

**Clyde Lovellette\***

### 35

Rudy LaRusso

### 44

Chuck Share

### 50

Bob Burrow  
Ed Fleming

### 70

Ed Flemming  
Frank Selvy

### 89

**Clyde Lovellette\***

### 99

**George Mikan\***

*Includes only players who have appeared in a regular season game.*

*Numbers as available*



\* Retired Number; ^Honored Minneapolis Lakers Hall of Famers





# ALL-TIME COLLEGIATE ROSTER

## UCLA (19)

|                     |                |
|---------------------|----------------|
| Trevor Ariza        | 2007-09        |
| Kareem Abdul-Jabbar | 1975-89        |
| Lucius Allen        | 1974-77        |
| Matt Barnes         | 2010-12        |
| Keith Erickson      | 1968-73        |
| Jordan Farnar       | 2006-10, 13-14 |
| Greg Foster*        | 2000-01        |
| Gail Goodrich       | 1965-68, 70-76 |
| Jack Haley          | 1991-92        |
| Walt Hazzard        | 1964-67        |
| Brad Holland        | 1979-81        |
| Jason Kapono        | 2011-12        |
| Mike Lynn           | 1969-70        |
| Jelani McCoy        | 2001-02        |
| Tracy Murray        | 2002-03        |
| Swen Nater          | 1983-84        |
| Keith Owens         | 1991-92        |
| Jamal Wilkes        | 1977-85        |
| Trevor Wilson       | 1993-94        |

## MINNESOTA (15)

|                   |         |
|-------------------|---------|
| Jim Brewer        | 1980-82 |
| Don Carlson       | 1948-50 |
| Archie Clark      | 1966-68 |
| Dick Garmaker     | 1955-59 |
| Bud Grant         | 1949-51 |
| Lou Hudson        | 1977-79 |
| Ron Johnson       | 1960-61 |
| Sam Jacobson      | 1998-00 |
| Tony Jaros        | 1948-51 |
| Ed Kalafat        | 1954-57 |
| Mark Landsberger* | 1979-83 |
| Charles Mencil    | 1955-57 |
| Whitey Skoog      | 1951-57 |
| Donald Smith      | 1948-49 |
| Mychal Thompson   | 1986-91 |

## NORTH CAROLINA (14)

|                   |         |
|-------------------|---------|
| Steve Bucknall    | 1989-90 |
| Ed Davis          | 2014-15 |
| Wayne Ellington   | 2014-15 |
| Rick Fox          | 1997-04 |
| Antawn Jamison    | 2012-13 |
| Mitch Kupchak     | 1981-86 |
| George Lynch      | 1993-96 |
| Kendall Marshall  | 2013-14 |
| Bob McAdoo        | 1981-85 |
| Sam Perkins       | 1990-93 |
| J.R. Reid         | 1998-99 |
| Charlie Scott     | 1977-78 |
| Shammond Williams | 2006-07 |
| James Worthy      | 1982-94 |

## MICHIGAN (10)

|                 |         |
|-----------------|---------|
| Demetrius Calip | 1991-92 |
| Alan Hardy      | 1980-81 |
| Manny Harris    | 2013-14 |
| Bob Harrison    | 1949-53 |
| C.J. Kupec      | 1975-77 |
| Mike McGee      | 1981-86 |
| Darius Morris   | 2011-13 |
| Glenn Rice      | 1998-00 |
| Rumeal Robinson | 1996-97 |
| Cazzie Russell  | 1974-77 |

## KENTUCKY (9)

|                |              |
|----------------|--------------|
| Sam Bowie      | 1993-95      |
| Bob Burrow     | 1957-58      |
| Jodie Meeks    | 2012-14      |
| Cotton Nash    | 1970-76      |
| Julius Randle  | 2014-present |
| Pat Riley      | 1970-76      |
| Irving Thomas* | 1990-91      |
| Jack Tingle    | 1948-49      |
| Bobby Watson   | 1954-55      |

## KANSAS (8)

|                  |              |
|------------------|--------------|
| Tarik Black*     | 2014-present |
| Bill Bridges     | 1972-75      |
| Roger Brown      | 1972-73      |
| Wilt Chamberlain | 1968-73      |
| Xavier Henry     | 2013-15      |
| Clyde Lovellette | 1953-57      |
| Dave Robisch     | 1977-79      |
| Walt Wesley      | 1975-76      |

## MARQUETTE (8)

|                     |         |
|---------------------|---------|
| Vander Blue         | 2014-15 |
| Dwight Buycks       | 2014-15 |
| Jim Chones          | 1979-81 |
| Darius Johnson-Odom | 2012-13 |
| Butch Lee           | 1979-80 |
| Maurice Lucas       | 1985-86 |
| Tony Smith          | 1990-95 |
| Earl Tatum          | 1976-78 |

## NOTRE DAME (8)

|                   |                |
|-------------------|----------------|
| Adrian Dantley    | 1977-79        |
| Billy Hassett*    | 1949-50        |
| Tom Hawkins       | 1959-62, 66-69 |
| Joe Klein*        | 1996-97        |
| Troy Murphy       | 2011-12        |
| Kevin O'Shea      | 1950-51        |
| David Rivers      | 1988-89        |
| Orlando Woolridge | 1988-90        |

## LOUISVILLE (7)

|                    |                |
|--------------------|----------------|
| Derrick Character* | 2010-12        |
| Earl Clark         | 2012-13        |
| Allan Murphy       | 1976-77        |
| Jim Price          | 1972-75, 78-79 |
| Billy Thompson     | 1986-88        |
| Milt Wagner        | 1987-88        |
| Samaki Walker      | 2001-03        |

## CINCINNATI (6)

|                 |         |
|-----------------|---------|
| Corie Blount    | 1995-99 |
| Tony Bobbitt    | 2004-05 |
| Jim Holstein    | 1952-55 |
| Ruben Patterson | 1998-99 |
| Rick Roberson   | 1969-71 |
| Nick Van Exel   | 1993-98 |

## DEPAUL (6)

|                       |                |
|-----------------------|----------------|
| Ron Feireisel         | 1955-56        |
| Johnny Jorgensen      | 1948-49        |
| Edwin "Whitey" Kachan | 1948-49        |
| George Mikan          | 1948-54, 55-56 |
| Ron Sobie             | 1959-60        |
| Gene Stump            | 1949-50        |

## INDIANA (6)

|               |         |
|---------------|---------|
| Tom Abernathy | 1976-78 |
| Butch Carter  | 1980-81 |
| Rod Horn      | 1962-63 |
| Bob Leonard   | 1956-61 |
| Herm Schaefer | 1948-50 |
| Ray Tolbert   | 1987-88 |

## MISSOURI (6)

|                  |              |
|------------------|--------------|
| Jabari Brown*    | 2014-15      |
| Jordan Clarkson* | 2014-present |
| Larry Drew       | 1989-91      |
| Clay Johnson     | 1981-83      |
| Anthony Peeler   | 1992-96      |
| Kareem Rush      | 2002-05      |

## SOUTHERN CALIFORNIA (6)

|                |              |
|----------------|--------------|
| John Block     | 1966-67      |
| Mack Calvin    | 1976-77      |
| Duane Cooper   | 1992-93      |
| Bill Hewitt    | 1968-70      |
| Cliff Robinson | 1991-92      |
| Nick Young     | 2013-present |

## WEST VIRGINIA (6)

|              |                |
|--------------|----------------|
| Ed Beach     | 1950-51        |
| Devin Ebanks | 2010-13        |
| Rod Hundley  | 1957-63        |
| Robert Smith | 1959-60, 61-62 |
| Jerry West   | 1960-74        |
| Ron Williams | 1975-76        |

## MARYLAND (5)

|               |         |
|---------------|---------|
| Steve Blake   | 2010-14 |
| Adrian Branch | 1986-87 |
| Brad Davis    | 1977-79 |
| Laron Profit  | 2005-06 |
| Joe Smith     | 2010-11 |

## OHIO STATE (5)

|                  |              |
|------------------|--------------|
| Tony Campbell    | 1987-89      |
| Jim Clemons      | 1971-72      |
| Jim Jackson      | 2005-06      |
| D'Angelo Russell | 2015-present |
| Dick Schmittner  | 1953-58      |

## OREGON STATE (5)

|               |                |
|---------------|----------------|
| Jay Carty     | 1968-69        |
| Lester Conner | 1994-95        |
| Mel Counts    | 1966-70, 72-74 |
| A.C. Green    | 1985-93, 99-00 |
| Gary Payton   | 2003-04        |

## ARIZONA STATE (4)

|                   |                |
|-------------------|----------------|
| Mario Bennett     | 1997-98        |
| Dennis Hamilton   | 1967-68        |
| Mark Landsberger* | 1979-83        |
| Byron Scott       | 1983-93, 96-97 |

## DUKE (4)

|                |         |
|----------------|---------|
| Carlos Boozer  | 2014-15 |
| Chris Duhon    | 2012-13 |
| Ryan Kelly     | 2013-16 |
| Josh McRoberts | 2011-12 |

## FLORIDA STATE (4)

|                |         |
|----------------|---------|
| Tony Jackson   | 1980-81 |
| George McCloud | 1996-97 |
| Irving Thomas* | 1990-91 |
| Von Wafer      | 2005-06 |

## GONZAGA (4)

|               |         |
|---------------|---------|
| Elias Harris  | 2013-14 |
| Adam Morrison | 2009-10 |
| Robert Sacre  | 2012-16 |
| Ronny Turiaf  | 2005-08 |

## ILLINOIS (4)

|                |         |
|----------------|---------|
| Brian Cook     | 2003-07 |
| Don Freeman    | 1975-76 |
| Derek Harper   | 1998-99 |
| Don Sunderlage | 1954-55 |

## JACKSON STATE (4)

|                 |         |
|-----------------|---------|
| Lindsey Hunter* | 2001-02 |
| McCoy Ingram    | 1957-58 |
| Trey Johnson*   | 2010-11 |
| Cornell Warner  | 1975-77 |

## MICHIGAN STATE (4)

|                |                |
|----------------|----------------|
| Shannon Brown  | 2009-11        |
| Earvin Johnson | 1979-91, 95-96 |
| Anthony Miller | 1994-96        |
| Jay Vincent    | 1989-90        |

## NORTH CAROLINA STATE (4)

|              |         |
|--------------|---------|
| Chucky Brown | 1991-92 |
| Kenny Carr   | 1977-80 |
| Chuck Nevitt | 1984-86 |
| Josh Powell  | 2008-10 |

## TULSA (4)

|                  |              |
|------------------|--------------|
| Jordan Clarkson* | 2014-present |
| Joe Cooper*      | 1982-83      |
| Jim King         | 1963-66      |
| Shea Seals       | 1997-98      |

## WYOMING (4)

|                 |         |
|-----------------|---------|
| Larry Nance Jr. | 2015-16 |
| John Pilch      | 1951-52 |
| Theo Ratliff    | 2010-11 |
| Flynn Robinson  | 1971-73 |

## ARIZONA (3)

|             |         |
|-------------|---------|
| Sean Rooks  | 1996-99 |
| Luke Walton | 2003-12 |
| Jordan Hill | 2011-15 |

## ARKANSAS (3)

|               |         |
|---------------|---------|
| Tony Brown    | 1990-91 |
| Joe Kleine*   | 1996-97 |
| Jannero Pargo | 2002-04 |

## CALIFORNIA (3)

|                |         |
|----------------|---------|
| Darrall Imhoff | 1964-68 |
| Mark McNamara* | 1988-90 |
| Jamal Sampson  | 2003-04 |

## COLORADO (3)

|               |         |
|---------------|---------|
| Joe Cooper*   | 1982-83 |
| Ray Ellefson* | 1948-49 |
| Cliff Meely   | 1975-76 |

## DAYTON (3)

|              |         |
|--------------|---------|
| Henry Finkel | 1966-67 |
| Johnny Horan | 1955-56 |
| Jim Paxson   | 1956-57 |

## GEORGIA TECH (3)

|                    |         |
|--------------------|---------|
| Jon Barry*         | 1997-98 |
| Javaris Crittenton | 2007-08 |
| John Salley        | 1999-00 |



# ALL-TIME COLLEGIATE ROSTER



|                              |                |                                |                |                                 |                  |                                  |                |
|------------------------------|----------------|--------------------------------|----------------|---------------------------------|------------------|----------------------------------|----------------|
| <b>HAMLIN (3)</b>            |                | <b>TEXAS (3)</b>               |                | <b>PENN STATE (2)</b>           |                  | <b>BAYLOR (1)</b>                |                |
| Joe Hutton                   | 1950-52        | Maurice Evans*                 | 2006-07        | Frank Brickowski                | 1986-87          | Terry Teagle                     | 1990-92        |
| Vern Mikkelsen               | 1949-59        | Slater Martin                  | 1949-56        | Joe Crispin                     | 2001-02          | <b>BOISE STATE (1)</b>           |                |
| Howie Schultz                | 1951-53        | Chris Mihm                     | 2004-09        | <b>SAN FRANCISCO (2)</b>        |                  | Coby Karl                        | 2007-08        |
| <b>IOWA (3)</b>              |                | <b>UTAH (3)</b>                |                | Erwin Mueller                   | 1967-68          | <b>BOWLING GREEN STATE (1)</b>   |                |
| Connie Hawkins               | 1973-75        | Jerry Chambers                 | 1966-67        | Ime Udoka*                      | 2003-04          | Charlie Share                    | 1959-60        |
| Ronnie Lester                | 1984-86        | Arnie Ferrin                   | 1948-51        | <b>ST. JOHNS (2)</b>            |                  | <b>BRADLEY (1)</b>               |                |
| Don Nelson                   | 1963-65        | Bill McGill                    | 1964-65        | Metta World Peace               | 2009-13, 15-16   | Robert Carney                    | 1954-55        |
| <b>KANSAS STATE (3)</b>      |                | <b>UTEP (3)</b>                |                | Leroy Ellis                     | 1962-66, 71-73   | <b>CAL-STATE FULLERTON (1)</b>   |                |
| Bob Boozer                   | 1965-66        | Jim Barnes                     | 1966-68        | <b>ST. JOSEPH'S (2)</b>         |                  | Cedric Ceballos                  | 1994-97        |
| Lew Hitch                    | 1951-53, 54-56 | Derrick Character*             | 2010-12        | Cliff Anderson                  | 1967-69          | <b>CAL-STATE LONG BEACH (1)</b>  |                |
| Mitch Richmond               | 2001-02        | Greg Foster*                   | 2000-01        | Bob McNeill                     | 1961-62          | Bryon Russell                    | 2003-04        |
| <b>KENTUCKY STATE (3)</b>    |                | <b>ALCORN STATE (2)</b>        |                | <b>SETON HALL (2)</b>           |                  | <b>CANISIUS (1)</b>              |                |
| Bill Ray Bates               | 1982-83        | Lindsey Hunter*                | 2001-02        | Walter Dukes                    | 1956-57          | Mike Smrek                       | 1986-88        |
| Travis Grant                 | 1972-74        | Trey Johnson*                  | 2010-11        | Frank Saul                      | 1951-54          | <b>CENTRAL MICHIGAN (1)</b>      |                |
| Elmore Smith                 | 1973-75        | <b>BYU (2)</b>                 |                | <b>SOUTH CAROLINA (2)</b>       |                  | Chris Kaman                      | 2013-14        |
| <b>LOUISIANA STATE (3)</b>   |                | John Fairchild                 | 1965-66        | John Roche                      | 1975-76          | <b>COLLEGE OF CHARLESTON (1)</b> |                |
| Brandon Bass                 | 2015-16        | Fred Roberts                   | 1995-96        | Brian Winters                   | 1974-75          | Andrew Goudelock                 | 2011-13        |
| Maurice Carter               | 2003-04        | <b>CLEMSON (2)</b>             |                | <b>UCSB (2)</b>                 |                  | <b>COLLEGE OF IDAHO (1)</b>      |                |
| Shaquille O'Neal             | 1996-04        | Elden Campbell                 | 1990-99        | Don Ford*                       | 1975-80          | Elgin Baylor*                    | 1958-72        |
| <b>MEMPHIS [STATE] (3)</b>   |                | Horace Grant                   | 2000-01, 03-04 | Brian Shaw*                     | 1999-03          | <b>COLUMBIA (1)</b>              |                |
| Tarik Black*                 | 2014-present   | <b>CONNECTICUT (2)</b>         |                | <b>UNLV (2)</b>                 |                  | Jim McMillian                    | 1971-73        |
| Shawne Williams              | 2013-14        | Caron Butler                   | 2004-05        | Isaiah Rider                    | 2000-01          | <b>DARTMOUTH (1)</b>             |                |
| Wayne Yates*                 | 1961-62        | Travis Knight                  | 1996-97, 98-00 | John Trapp                      | 1971-73          | Rudy LaRusso                     | 1959-67        |
| <b>NEW MEXICO (3)</b>        |                | <b>CREIGHTON (2)</b>           |                | <b>VILLANOVA (2)</b>            |                  | <b>DAVIDSON (1)</b>              |                |
| Michael Cooper               | 1978-90        | Benoit Benjamin                | 1992-93        | John Celestand                  | 1999-00          | Fred Hetzel                      | 1970-71        |
| Don Ford*                    | 1975-80        | Kevin McKenna                  | 1981-82        | Rory Sparrow                    | 1991-92          | <b>DEPAUW (1)</b>                |                |
| Jerome Henderson             | 1985-86        | <b>GEORGETOWN (2)</b>          |                | <b>WASHINGTON (2)</b>           |                  | Earl Gardner                     | 1948-49        |
| <b>NIAGARA (3)</b>           |                | Roy Hibbert                    | 2015-16        | James Edwards                   | 1977-78, 92-94   | <b>DETROIT (1)</b>               |                |
| Bo Erias                     | 1957-58        | Billy Hassett*                 | 1949-50        | Petur Gudmundsson               | 1985-86          | Spencer Haywood                  | 1979-80        |
| Ed Fleming                   | 1957-60        | <b>GEORGIA (2)</b>             |                | <b>WESTERN CAROLINA (2)</b>     |                  | <b>DISTRICT OF COLUMBIA (1)</b>  |                |
| <b>PROVIDENCE (3)</b>        |                | Antonio Harvey*                | 1993-95        | Mel Gibson                      | 1963-64          | Earl Jones                       | 1984-85        |
| MarShon Brooks               | 2013-14        | Jumaine Jones                  | 2004-05        | Frankie King                    | 1995-96          | <b>DRAKE (1)</b>                 |                |
| Ernie DiGregorio             | 1977-78        | <b>HOUSTON (2)</b>             |                | <b>WESTERN KENTUCKY (2)</b>     |                  | Willie McCarter                  | 1969-71        |
| John Egan                    | 1968-70        | Don Chaney                     | 1976-78        | Jim McDaniels                   | 1975-76          | <b>DUQUESNE (1)</b>              |                |
| <b>SANTA CLARA (3)</b>       |                | Dwight Jones                   | 1982-83        | Art Spoelstra                   | 1957-58          | Norm Nixon                       | 1977-83        |
| Mark McNamara*               | 1988-90        | <b>LOYOLA MARYMOUNT (2)</b>    |                | <b>WICHITA STATE (2)</b>        |                  | <b>EAST CAROLINA (1)</b>         |                |
| Steve Nash                   | 2012-15        | Normie Glick                   | 1949-50        | Maurice Evans*                  | 2006-07          | Oliver Mack                      | 1979-80        |
| Kurt Rambis                  | 1981-88, 93-95 | Jerry Grote                    | 1964-65        | Gene Wiley                      | 1962-66          | <b>FLORIDA A&amp;M (1)</b>       |                |
| <b>SEATTLE (3)</b>           |                | <b>MIAMI, OH (2)</b>           |                | <b>XAVIER (2)</b>               |                  | Bob Williams                     | 1955-57        |
| Elgin Baylor*                | 1958-72        | Ron Harper                     | 1999-01        | Brian Grant                     | 2004-05          | <b>FRESNO STATE (1)</b>          |                |
| John Tresvant                | 1969-71        | Ira Newble                     | 2007-08        | Derek Strong                    | 1995-96          | Gary Alcorn                      | 1960-61        |
| Jawann Oldham                | 1989-90        | <b>NEBRASKA (2)</b>            |                | <b>AKRON (1)</b>                |                  | <b>FORDHAM (1)</b>               |                |
| <b>SOUTHERN ILLINOIS (3)</b> |                | Stu Lantz                      | 1974-76        | Bill Turner                     | 1972-73          | William Parker                   | 2005-07        |
| Dick Garrett                 | 1969-70        | Tyronn Lue                     | 1998-01        | <b>ALABAMA (1)</b>              |                  | <b>FURMAN (1)</b>                |                |
| Antonio Harvey*              | 1993-95        | <b>NEW MEXICO STATE (2)</b>    |                | Robert Horry                    | 1996-03          | Frank Selvy                      | 1957-58, 59-64 |
| Nate Hawthorne               | 1973-74        | Reggie Jordan                  | 1993-94        | <b>AMERICAN (1)</b>             |                  | <b>GEORGE WASHINGTON (1)</b>     |                |
| <b>STANFORD (3)</b>          |                | Wayne Yates*                   | 1961-62        | Kermit Washington               | 1973-78          | Walter Devlin                    | 1957-58        |
| Anthony Brown                | 2015-present   | <b>NEW YORK UNIVERSITY (2)</b> |                | <b>ARKANSAS LITTLE ROCK (1)</b> |                  | <b>HAMLIN (1)</b>                |                |
| Mark Madsen                  | 2000-03        | Donnie Forman                  | 1948-49        | Derek Fisher                    | 1996-2004, 07-12 | Jim Fritsche                     | 1953-54        |
| Jim Pollard                  | 1948-55        | Happy Hairston                 | 1969-75        | <b>AUBURN (1)</b>               |                  | <b>HAMPTON (1)</b>               |                |
| <b>SYRACUSE (3)</b>          |                | <b>OREGON (2)</b>              |                | Myles Patrick                   | 1980-81          | Devin Green                      | 2005-06        |
| Marty Byrnes                 | 1979-80        | Jabari Brown*                  | 2014-15        | <b>AUGSBURG (1)</b>             |                  |                                  |                |
| Wesley Johnson*              | 2013-15        | Stan Love                      | 1973-75        | Devean George                   | 1999-06          |                                  |                |
| Dan Schayes                  | 1993-94        | <b>PEPPERDINE (2)</b>          |                | <b>AUSTIN PEAY (1)</b>          |                  |                                  |                |
| <b>TEMPLE (3)</b>            |                | Doug Christie                  | 1992-94        | Calvin Garrett*                 | 1983-84          |                                  |                |
| Mike Bloom                   | 1948-49        | Bob Sims                       | 1961-62        |                                 |                  |                                  |                |
| Eddie Jones                  | 1994-99        |                                |                |                                 |                  |                                  |                |
| Aaron McKie                  | 2005-07        |                                |                |                                 |                  |                                  |                |

Includes players who have played in a regular season game; \* played at multiple schools



## ALL-TIME COLLEGIATE ROSTER / D-LEAGUE EXPERIENCE

|  |  |   |
|--|--|---|
| <b>HARVARD (1)</b><br>Jeremy Lin 2014-15                 | <b>NORTHWESTERN (1)</b><br>Nick Mantis 1959-60               | <b>SW LOUISIANA (1)</b><br>Dwight Lamar 1976-77         |
| <b>HOWARD (1)</b><br>Larry Spriggs 1983-86               | <b>OHIO (1)</b><br>Howard Jolliff 1960-63                    | <b>ST. BONAVENTURE (1)</b><br>Fred Crawford 1967-69     |
| <b>IDAHO STATE (1)</b><br>Ron Boone 1978-80              | <b>OKLAHOMA CITY (1)</b><br>Hub Reed 1963-64                 | <b>STETSON (1)</b><br>Earnie Killum 1970-71             |
| <b>IOWA STATE (1)</b><br>Wesley Johnson* 2013-15         | <b>OKLAHOMA STATE [A&amp;M] (1)</b><br>Ray Ellefson* 1948-49 | <b>TENNESSEE (1)</b><br>Lefty Walther 1949-50           |
| <b>LA SALLE (1)</b><br>Larry Foust 1957-59               | <b>OLD DOMINION (1)</b><br>Kent Bazemore 2013-14             | <b>TENNESSEE STATE (1)</b><br>Dick Barnett 1962-65      |
| <b>LONG ISLAND (1)</b><br>Ray Felix 1959-62              | <b>ORAL ROBERTS (1)</b><br>Calvin Garrett* 1983-84           | <b>TOLEDO (1)</b><br>Steve Mix 1982-83                  |
| <b>LONGWOOD (1)</b><br>Jerome Kersey 1996-97             | <b>PACIFIC (1)</b><br>Jon Barry* 1997-98                     | <b>UTAH STATE (1)</b><br>Marv Roberts 1976-77           |
| <b>LOUISIANA TECH (1)</b><br>Karl Malone 2003-04         | <b>PENNSYLVANIA (1)</b><br>Corky Callhoun 1974-76            | <b>UTAH VALLEY STATE (1)</b><br>Ronnie Price* 2014-15   |
| <b>LOYOLA (CHICAGO) (1)</b><br>Jack Dwan 1948-49         | <b>PFEIFFER (1)</b><br>Antonio Harvey* 1993-95               | <b>VIRGINIA (1)</b><br>Jeff Lamp 1987-89                |
| <b>THE MASTERS COLLEGE (1)</b><br>Mike Penberthy 2000-02 | <b>PORTLAND STATE (1)</b><br>Ime Udoka* 2003-04              | <b>VIRGINIA TECH (1)</b><br>John Wetzel 1967-68         |
| <b>MCNEESE STATE (1)</b><br>Tierre Brown 2004-05         | <b>PRAIRIE VIEW A&amp;M (1)</b><br>Zelmo Beatty 1974-75      | <b>VMI (1)</b><br>Ron Carter 1978-79                    |
| <b>MISSISSIPPI (1)</b><br>Johnny Neumann 1976-77         | <b>PURDUE (1)</b><br>Mel McCants 1989-90                     | <b>WAYNE STATE (1)</b><br>George Brown 1957-58          |
| <b>MONMOUTH (1)</b><br>Alex Blackwell 1992-93            | <b>RHODE ISLAND (1)</b><br>Lamar Odom 2004-11                | <b>WEST TEXAS A&amp;M (1)</b><br>Ray Ellefson* 1948-49  |
| <b>MONTANA (1)</b><br>Larry Krystkowiak 1996-97          | <b>RUTGERS (1)</b><br>Eddie Jordan 1980-84                   | <b>WEST VIRGINIA TECH (1)</b><br>Sedale Threatt 1991-96 |
| <b>MOREHEAD STATE (1)</b><br>Steve Hamilton 1958-60      | <b>SAINT MARY'S (1)</b><br>Brian Shaw* 1999-03               | <b>WISCONSIN (1)</b><br>Wes Matthews 1986-88            |
| <b>MT. SAN ANTONIO (1)</b><br>Lloyd Daniels 1994-95      | <b>SE OKLAHOMA STATE (1)</b><br>Dennis Rodman 1998-99        |   |
| <b>NEVADA-RENO (1)</b><br>Ramon Sessions 2011-12         | <b>SOUTH FLORIDA (1)</b><br>Chucky Atkins 2004-05            |   |
| <b>NICHOLS STATE (1)</b><br>Ronnie Price* 2014-15        | <b>SOUTHERN METHODIST (1)</b><br>James Krebs 1957-64         |   |
| <b>NORTHERN COLORADO (1)</b><br>Mike Higgins 1989-90     | <b>SOUTHERN MISSISSIPPI (1)</b><br>Randolph Keys 1994-95     |   |

## ALL-TIME LAKERS WITH NBA DEVELOPMENT LEAGUE EXPERIENCE

|                |                    |                      |                  |                                    |
|----------------|--------------------|----------------------|------------------|------------------------------------|
| Matt Barnes    | Tierre Brown       | Jordan Farmar*       | Jeremy Lin       | Ime Udoka                          |
| Brandon Bass   | Dwight Buycks      | Andrew Goudelock*    | Kendall Marshall | Von Wafer                          |
| Kent Bazemore  | Derrick Character  | Devin Green*         | Jelani McCoy*    | Lou Williams                       |
| Tarik Black*   | Maurice Carter     | Elias Harris*        | Darius Morris*   | Shawne Williams*                   |
| Vander Blue*   | Earl Clark         | Manny Harris*        | Smush Parker     | Sun Yue*                           |
| Tony Bobbitt   | Jordan Clarkson*   | Xavier Henry*        | Josh Powell      |                                    |
| MarShon Brooks | Javaris Crittenton | Trey Johnson         | Robert Sacre*    |                                    |
| Anthony Brown* | Ed Davis           | Darius Johnson-Odom* | Soumaila Samake  | *played with Los Angeles D-Fenders |
| Jabari Brown*  | Devin Ebanks*      | Coby Karl*           | Shea Seals       |                                    |
| Shannon Brown  | Christian Eyenga*  | Ryan Kelly*          | Ramon Sessions   |                                    |



# ALL-TIME CAREER LEADERS



## POINTS

|                     |        |
|---------------------|--------|
| Kobe Bryant         | 33,643 |
| Jerry West          | 25,192 |
| Kareem Abdul-Jabbar | 24,176 |
| Elgin Baylor        | 23,149 |
| Earvin Johnson      | 17,707 |
| James Worthy        | 16,320 |
| Shaquille O'Neal    | 13,895 |
| Gail Goodrich       | 13,044 |
| Byron Scott         | 12,780 |
| Jamaal Wilkes       | 10,601 |

## GAMES PLAYED

|                     |       |
|---------------------|-------|
| Kobe Bryant         | 1,346 |
| Kareem Abdul-Jabbar | 1,093 |
| Jerry West          | 932   |
| James Worthy        | 926   |
| Derek Fisher        | 915   |
| Earvin Johnson      | 906   |
| Michael Cooper      | 873   |
| Elgin Baylor        | 846   |
| Byron Scott         | 846   |
| A.C. Green          | 735   |

## MINUTES PLAYED

|                     |        |
|---------------------|--------|
| Kobe Bryant         | 48,637 |
| Kareem Abdul-Jabbar | 37,492 |
| Jerry West          | 36,571 |
| Elgin Baylor        | 33,863 |
| Earvin Johnson      | 33,245 |
| James Worthy        | 30,001 |
| Byron Scott         | 25,533 |
| Michael Cooper      | 23,635 |
| Derek Fisher        | 23,211 |
| Gail Goodrich       | 21,765 |

## ASSISTS

|                     |        |
|---------------------|--------|
| Earvin Johnson      | 10,141 |
| Kobe Bryant         | 6,306  |
| Jerry West          | 6,238  |
| Norm Nixon          | 3,846  |
| Michael Cooper      | 3,666  |
| Kareem Abdul-Jabbar | 3,652  |
| Elgin Baylor        | 3,650  |
| Gail Goodrich       | 2,863  |
| James Worthy        | 2,791  |
| Nick Van Exel       | 2,749  |

## STEALS

|                     |       |
|---------------------|-------|
| Kobe Bryant         | 1,944 |
| Earvin Johnson      | 1,724 |
| James Worthy        | 1,041 |
| Byron Scott         | 1,038 |
| Michael Cooper      | 1,033 |
| Kareem Abdul-Jabbar | 983   |
| Derek Fisher        | 968   |
| Norm Nixon          | 868   |
| Jamaal Wilkes       | 706   |
| A.C. Green          | 657   |

## BLOCKED SHOTS

|                     |       |
|---------------------|-------|
| Kareem Abdul-Jabbar | 2,694 |
| Shaquille O'Neal    | 1,278 |
| Elden Campbell      | 1,022 |
| Vlade Divac         | 834   |
| Kobe Bryant         | 640   |
| Andrew Bynum        | 628   |
| James Worthy        | 624   |
| Elmore Smith        | 609   |
| Pau Gasol           | 607   |
| Michael Cooper      | 523   |

## FIELD GOALS MADE

|                     |        |
|---------------------|--------|
| Kobe Bryant         | 11,719 |
| Kareem Abdul-Jabbar | 9,935  |
| Jerry West          | 9,016  |
| Elgin Baylor        | 8,693  |
| James Worthy        | 6,878  |
| Earvin Johnson      | 6,211  |
| Shaquille O'Neal    | 5,462  |
| Byron Scott         | 5,126  |
| Gail Goodrich       | 5,107  |
| Jamaal Wilkes       | 4,533  |

## FIELD GOALS ATTEMPTED

|                     |        |
|---------------------|--------|
| Kobe Bryant         | 26,200 |
| Elgin Baylor        | 20,171 |
| Jerry West          | 19,032 |
| Kareem Abdul-Jabbar | 17,520 |
| James Worthy        | 13,024 |
| Earvin Johnson      | 11,951 |
| Gail Goodrich       | 11,098 |
| Byron Scott         | 10,461 |
| Shaquille O'Neal    | 9,498  |
| Vern Mikkelsen      | 8,812  |

## FREE THROWS MADE

|                     |       |
|---------------------|-------|
| Kobe Bryant         | 8,378 |
| Jerry West          | 7,160 |
| Elgin Baylor        | 5,763 |
| Earvin Johnson      | 4,960 |
| Kareem Abdul-Jabbar | 4,305 |
| George Mikán        | 3,068 |
| Shaquille O'Neal    | 2,971 |
| Vern Mikkelsen      | 2,969 |
| Gail Goodrich       | 2,830 |
| James Worthy        | 2,447 |

## FREE THROWS ATTEMPTED

|                     |        |
|---------------------|--------|
| Kobe Bryant         | 10,011 |
| Jerry West          | 8,801  |
| Elgin Baylor        | 7,391  |
| Earvin Johnson      | 5,850  |
| Kareem Abdul-Jabbar | 5,842  |
| Shaquille O'Neal    | 5,572  |
| George Mikán        | 3,924  |
| Vern Mikkelsen      | 3,874  |
| Gail Goodrich       | 3,466  |
| James Worthy        | 3,184  |

## 3-PT FG MADE

|                   |       |
|-------------------|-------|
| Kobe Bryant       | 1,827 |
| Derek Fisher      | 846   |
| Nick Van Exel     | 750   |
| Byron Scott       | 595   |
| Eddie Jones       | 489   |
| Rick Fox          | 480   |
| Michael Cooper    | 428   |
| Metta World Peace | 411   |
| Jordan Farmar     | 364   |
| Sasha Vujacic     | 363   |

## 3-PT FG ATTEMPTED

|                   |       |
|-------------------|-------|
| Kobe Bryant       | 5,546 |
| Derek Fisher      | 2,255 |
| Nick Van Exel     | 2,062 |
| Byron Scott       | 1,595 |
| Rick Fox          | 1,390 |
| Eddie Jones       | 1,294 |
| Michael Cooper    | 1,260 |
| Metta World Peace | 1,214 |
| Lamar Odom        | 1,090 |
| Earvin Johnson    | 1,074 |

## FG % (MIN. 1,000 FGM)

|                     |            |      |
|---------------------|------------|------|
| Wilt Chamberlain    | 2360-3902  | .605 |
| Shaquille O'Neal    | 5462-9498  | .575 |
| Kareem Abdul-Jabbar | 9935-17520 | .567 |
| Andrew Bynum        | 1823-3221  | .566 |
| Kurt Rambis         | 1099-1998  | .550 |
| Pau Gasol           | 2987-5723  | .522 |
| James Worthy        | 6878-13204 | .521 |
| Earvin Johnson      | 6211-11951 | .520 |
| Mike McGee          | 1077-2075  | .519 |
| Cedric Ceballos     | 1169-2263  | .517 |

## 3-PT FG % (MIN. 250 3FGA)

|                     |          |      |
|---------------------|----------|------|
| Vladimir Radmanovic | 195-488  | .400 |
| Brian Cook          | 162-413  | .392 |
| Jumaine Jones       | 102-261  | .391 |
| Chuck Atkins        | 176-455  | .387 |
| Steve Blake         | 250-653  | .383 |
| Anthony Peeler      | 249-651  | .382 |
| Jodie Meeks         | 284-746  | .381 |
| Eddie Jones         | 489-1294 | .378 |
| Glen Rice           | 137-364  | .376 |
| Derek Fisher        | 846-2255 | .375 |

## FT % (MIN. 200 FTM)

|                |            |      |
|----------------|------------|------|
| Cazzie Russell | 421-480    | .877 |
| Sasha Vujacic  | 282-322    | .876 |
| Glenn Rice     | 423-486    | .870 |
| Jodie Meeks    | 307-354    | .867 |
| Caron Butler   | 275-319    | .862 |
| Stu Lantz      | 225-265    | .849 |
| Earvin Johnson | 4960-5850  | .848 |
| Nick Young     | 430-509    | .845 |
| Johnny Egan    | 303-361    | .839 |
| Kobe Bryant    | 8378-10011 | .837 |

## REBOUNDS

|                     |        |
|---------------------|--------|
| Elgin Baylor        | 11,463 |
| Kareem Abdul-Jabbar | 10,279 |
| Kobe Bryant         | 7,047  |
| Earvin Johnson      | 6,559  |
| Wilt Chamberlain    | 6,524  |
| Shaquille O'Neal    | 6,090  |
| Vern Mikkelsen      | 5,940  |
| A.C. Green          | 5,632  |
| Rudy LaRusso        | 5,571  |
| Jerry West          | 5,376  |

## OFF. REBOUNDS (SINCE 1973-74)

|                     |       |
|---------------------|-------|
| Kareem Abdul-Jabbar | 2,494 |
| A.C. Green          | 2,089 |
| Shaquille O'Neal    | 1,957 |
| Earvin Johnson      | 1,601 |
| James Worthy        | 1,561 |
| Kobe Bryant         | 1,499 |
| Vlade Divac         | 1,438 |
| Pau Gasol           | 1,252 |
| Elden Campbell      | 1,207 |
| Lamar Odom          | 1,149 |

## DEF. REBOUNDS (SINCE 1973-74)

|                     |       |
|---------------------|-------|
| Kareem Abdul-Jabbar | 7,785 |
| Kobe Bryant         | 5,548 |
| Earvin Johnson      | 4,958 |
| Shaquille O'Neal    | 4,133 |
| Lamar Odom          | 3,757 |
| A.C. Green          | 3,543 |
| James Worthy        | 3,147 |
| Vlade Divac         | 3,107 |
| Pau Gasol           | 2,988 |
| Elden Campbell      | 2,397 |





## LAKERS RETIRED NUMBERS



### 13 WILT CHAMBERLAIN "THE BIG DIPPER"

Member of Lakers 1971-72 championship team that won an NBA-record 33 consecutive games and a then-NBA record 69 contests overall (averaged 14.8 points and a team-leading 19.2 rebounds that season) ... Named Most Valuable Player of the 1972 NBA Finals when he averaged 14.7 points and 21.0 rebounds ... Led NBA in rebounding in 11 seasons (four with Lakers) ... Averaged a Los Angeles franchise-record 21.1 rebounds in 1968-69 ... Averaged 18+ rebounds four times with Lakers (21.1, 19.2, 18.6, 18.2) ... Appeared in 13 NBA All-Star games ... Enshrined in Naismith Memorial Basketball Hall of Fame in 1979 ... Averaged an NBA-record 50.4 points during the 1961-62 campaign ... Scored 50+ points on 118 occasions ... Led NBA in both scoring and rebounding (same season) five times ... Earned NBA Most Valuable Players honors four times ... Was named one of the 50 Greatest Players in NBA History during the league's 50th anniversary season in 1996-97 ... Ranks first overall among the club's career field goal percentage leaders (.605) ... Number was retired on November 9, 1983.



### 22 ELGIN BAYLOR

Ranks among all-time franchise leaders in numerous categories, including rebounds (1st, 11,463), points (4th, 23,149) and assists (7th, 3,650) ... Scored a then single-game Los Angeles franchise record 71 points November 15, 1960 @ New York (2nd highest total in franchise history) ... 11-time NBA All-Star ... Co-MVP of the 1959 All-Star Game ... Member of the All-NBA First Team on 10 occasions ... Named NBA Rookie of the Year in 1959 ... Scored an NBA Finals record 61 points April 14, 1962 @ Boston ... Inducted into the Naismith Memorial Basketball Hall of Fame in 1977 ... Averaged over 30.0 points and 14.0 rebounds in three seasons during his career ... Led the Lakers in rebounding for seven consecutive seasons (1958-59 through 1964-65), a club record ... Averaged a franchise-record 38.3 points during the 1961-62 season ... Led the Lakers in scoring six different seasons, including three straight years (1958-59 - 1960-61) ... Averaged 27.4 points and 13.5 rebounds in 846 games overall during his career ... Was named one of the 50 Greatest Players in NBA History during the league's 50th anniversary season in 1996-97 ... Number was retired on November 9, 1983.



### 25 GAIL GOODRICH

Ranks among all-time club leaders in several categories including total points (8th, 13,044), assists (8th, 2,863) and free throws made (9th, 2,830) ... Member of the Lakers 1971-72 NBA Championship team that won a professional sports-record 33 consecutive games ... Member of the 1973-74 All-NBA First Team ... Led the Lakers in scoring four consecutive seasons (1971-72 through 1974-75), joining George Mikan, Jerry West, Kareem Abdul-Jabbar, Shaquille O'Neal and Kobe Bryant as the only players to accomplish this feat ... Led the Lakers in total assists three straight seasons (1973-74 through 1975-76) ... Was inducted into the Naismith Memorial Basketball Hall of Fame in 1996 ... Appeared in four consecutive All-Star Games during his tenure with the Lakers (1972, 1973, 1974, 1975) ... Number was retired on November 20, 1996.



### 32 EARVIN JOHNSON "MAGIC"

Ranked 1st on NBA's all-time assist chart (10,141) at time of retirement ... Led NBA in assists five straight seasons (1982-87), highlighted by a career-high / single-season club record 13.1 assists in 1983-84 ... Handed out a team single-game record 24 assists three times, including once during the playoffs (NBA playoff record) ... Selected first overall by the Lakers in the 1979 NBA Draft ... Registered 138 career triple-doubles, most in NBA history ... Five-time NBA Champion with the Lakers (1980, 1982, 1985, 1987, 1988) ... Appeared in nine NBA Finals during 13-year career ... Lakers averaged 59 wins per season during his career ... Three-time NBA Most Valuable Player (1987, 1989, 1990) ... Three-time NBA Finals MVP (1980, 1982, 1987) ... Nine-time All-NBA First Team ... 12-time NBA All-Star ... Two-time All-Star Game Most Valuable Player (1990, 1992) ... Led NBA in free throw percentage in 1988-89 (.911) ... Led NBA in steals twice (1981, 1982) ... Named one of the 50 Greatest Players in NBA History during the league's 50th anniversary season in 1996-97 ... Number was retired on February 16, 1992 ... Enshrined in the Naismith Memorial Basketball Hall of Fame in 2002.





## 33 KAREEM ABDUL-JABBAR "THE CAPTAIN"

NBA's all-time leading scorer (38,387) ... Led Lakers in scoring a club-record 11 consecutive seasons (1975-86) ... Averaged 20+ points in each of first 17 NBA seasons and double figures each of his 20 campaigns (14 with Lakers) ... Ranks among NBA all-time leaders in numerous categories, including games played (2nd, 1,560), minutes (1st, 57,446), rebounds (3rd, 17,440) and blocked shots (3rd, 3,189) ... Six-time NBA Champion (five with Lakers, one with Milwaukee) ... Six-time NBA Most Valuable Player (most in NBA history) ... Scored in double figures in a then NBA record 787 consecutive games 12/4/77 thru 12/2/87 - 2nd all-time behind Jordan (866) ... NBA Rookie of the Year (1970) ... Two-time NBA Finals Most Valuable Player (1971, 1985) ... All-NBA First Team 10 times ... 19-time NBA All-Star ... NBA All Defensive First Team five times ... Led the NBA in blocked shots four times ... Was named one of the 50 Greatest Players in NBA history during the league's 50th anniversary season in 1996-97 ... Number was retired on March 20, 1989 ... Enshrined in the Naismith Memorial Basketball Hall of Fame in 1995.



## 34 SHAQUILLE O'NEAL

NBA Most Valuable Player, NBA Finals MVP and All-Star game MVP in 1999-2000 ... Four-time NBA champion (3 with Lakers) ... Three-time NBA Finals MVP (2000, 2001, 2002) ... 15-time NBA All-Star (7 with Lakers) ... Three-time NBA All-Star Game MVP ... 14-time All-NBA (First Team (8), Second Team (2), Third Team (4)) ... Three-time All-Defensive Second Team ... Two-time NBA scoring champion (1998, 2000) ... 1992-93 NBA Rookie of the Year ... At time of retirement, ranked among NBA all-time leaders in points (6th, 28,596), FG% (3rd, .5823), rebounds (14th, 13,099) and blocks (7th, 2,732) ... Ranks among franchise leaders in points (7th, 13,895), rebounds (6th, 6090), blocks (2nd, 1,278) and FG% (2nd, .575) ... Led NBA in FG% 10 times ... Led Lakers in scoring five times (career-best 29.7 ppg in 1999-2000) ... Led Lakers in blocks eight straight seasons (1996-2004) ... One of six Lakers to score 60+ points in a game ... 1996 Olympic gold medalist (Atlanta) ... Was named one of the 50 Greatest Players in NBA history during the league's 50th anniversary season in 1996-97 ... Number was retired on April 2, 2013.



## 42 JAMES WORTHY "BIG GAME JAMES"

Named Most Valuable Player of the 1988 NBA Finals (22.0 points, 7.4 rebounds, 4.4 assists) ... Registered a triple-double in Game 7 of the 1988 NBA Finals (36 points, 16 rebounds, 10 assists) ... Was the first overall pick in the 1982 NBA Draft ... Member of three NBA championship teams with the Lakers (1985, 1987, 1988) ... Seven-time NBA All-Star ... Averaged 20-plus points on four occasions ... Led the Lakers in scoring in 1990-91 ... Ranks among all-time Los Angeles franchise leaders in several categories, including scoring (6th, 16,320), steals (3rd, 1,041) and field goal percentage (7th, .521) ... Averaged 21.1 points in 143 career playoff games (.544FG%) ... Member of the All-NBA Third Team on two occasions ... Field goal percentage eclipsed .530 each of his first eight seasons in the NBA ... 12-year NBA veteran (all with the Lakers) ... Was named one of the 50 Greatest Players in NBA history during the league's 50th anniversary season in 1996-97 ... Number was retired on December 10, 1995 ... Inducted into the Naismith Memorial Basketball Hall of Fame in 2003.



## 44 JERRY WEST "MR. CLUTCH"

Career scoring average (27.0) ranks 5th all-time in NBA history ... Playoff scoring average (29.1) ranks 3rd all-time in NBA annals ... 2nd on Lakers all-time scoring list (25,192) ... Led the Lakers in scoring seven different seasons, highlighted by a career-best 31.3 during the 1965-66 campaign ... Member of the All-NBA First Team on 10 occasions ... Member of the NBA's All-Defensive First Team four times ... 14-time NBA All-Star (All-Star Game MVP in 1972) ... Member of the Lakers' 1972 NBA championship team ... Named Most Valuable Player of the 1969 NBA Finals ... Established an NBA record by scoring 20-plus points in 25 consecutive NBA Finals games - since broken by Michael Jordan (35) ... Holds the NBA record for most free throws made in a single season (840 in 1965-66) ... Holds the NBA record for highest scoring average in a single playoff series (46.3 in 1965 six-game series vs. Baltimore) ... Was the first-ever draft choice in L.A. Lakers history (second pick overall in the 1960 NBA Draft) ... Led the NBA in assists during the 1971-72 campaign (9.7) ... Inducted into the Naismith Memorial Basketball Hall of Fame in 1980 ... 14-year NBA veteran (all with Lakers) ... Was named one of the 50 Greatest Players in NBA history during the league's 50th anniversary season in 1996-97 ... Number was retired on November 9, 1983.







## 52 JAMAAL WILKES

“SILK”

Ranks among all-time Lakers franchise leaders in several categories including points (10th, 10,601), field goals (10th, 4,533) and steals (9th, 706) ... Member of four NBA championship teams (three with Lakers (1980, 1982, 1985) and one with Golden State (1975)) ... Posted 37 points and 10 rebounds against Philadelphia in the historic series clinching Game 6 of the 1980 NBA Finals ... Three-time NBA All-Star (1976, 1981, 1983) ... In his rookie season, averaged 14.2 points, 8.2 rebounds and 1.3 blocks, earning him the 1974-75 NBA Rookie of the Year award ... Averaged 18.4 points in eight seasons with the Lakers, averaging at least 20 points per game in three straight seasons from 1979-80 through 1981-82 ... Member of the NBA's All-Defensive Second Team twice (1976 and 1977) ... Was inducted in the Naismith Memorial Basketball Hall of Fame in 2012 ... Number was retired on December 28, 2012.

## JOHN KUNDLA



Honored as “One of the Top 10 Coaches in NBA History” by the NBA ... Joined the Lakers for the 1947-48 NBL season and won championship with a 43-17 record in first year ... After merger of Minneapolis into NBA, guided Lakers to five championships in team's first six NBA seasons ... Ranks third among Lakers coaches in victories (423) behind Pat Riley and Phil Jackson ... Enshrined into the Naismith Memorial Basketball Hall of Fame in 1995.

## CLYDE LOVELLETTE



The first basketball player in history to play on an NCAA, Olympic and NBA Championship team ... Member of three NBA championship teams including the 1954 Lakers ... Four-time NBA All-Star (twice with Lakers) and a two-time All-NBA Second Team selection (once with Lakers in 1956) ... Led Lakers in scoring in 1956 (21.5) and 1957 (20.8) ... Led team in rebounding in 1955 (11.5), 1956 (14.0) and 1957 (13.4) ... Led team in FG% from the 1953-54 season through 1956-57 ... Was enshrined as a player in the Naismith Memorial Basketball Hall of Fame in 1988.

## JIM POLLARD



Known as “The Kangaroo Kid” ... Signed with Minneapolis Lakers in 1947 ... Member of the Lakers 1948 championship team as well as the NBA championship teams of 1949, 1950 and 1952-54 ... Four-time NBA All-Star ... Two-time All-NBA first team member ... Two-time All-NBA second team member ... Ranked in the NBA's top 10 in assists (8th/3.8) and points (10th/14.7) in 1949-50 ... Ranked 10th in the NBA in scoring (15.5) in 1951-52 ... Enshrined in the Naismith Memorial Basketball Hall of Fame in 1978.





## SLATER MARTIN



Slater "Dugie" Martin ... Selected by Minneapolis in the 1949 BAA Draft ... Member of the Lakers NBA championship teams in 1950 and 1952-54 ... Five-time selection to the All-NBA second team (twice with Lakers) ... Seven-time All-Star (five with Lakers) ... Led the Lakers in assists from the 1951-52 season through 1955-56 ... Enshrined in the Naismith Memorial Basketball Hall of Fame in 1982.

## GEORGE MIKAN



All-NBL first team (1947-48) ... NBL Most Valuable Player in 1948 ... Six-time All NBA First Team (1949-54) ... Four-time NBA All-Star ... Led Minneapolis to 1948 NBL Championship and NBA Championships in 1949, 1950 and 1952-54 ... Led the NBA in scoring in 1949 (28.3), 1950 (27.4) and 1951 (28.4) while leading the team in scoring in 1952-54 ... Led team in assists in 1949 and 1951 ... Twice led the NBA in rebounding in 1952 (13.5) and 1953 (14.4) ... Elected to the Naismith Memorial Basketball Hall of Fame in 1959 ... Member of the NBA's 25th and 35th Anniversary All-Time Teams and in 1996, was named "One of the 50 Greatest Players in NBA History" by the NBA.

## VERN MIKKELSEN



First round draft pick of Minneapolis ... Won four NBA Championships with the Lakers (1950, 1952-54) ... Named All-NBA second team (1951-53, 1955) ... Six-time NBA All-Star ... Led team in scoring in 1955 (18.7) and 1958 (17.3) ... Led team in FG% in 1951-52 and 1952-53 and FT% in 1958-59 ... Elected to the Naismith Memorial Basketball Hall of Fame in 1995.



# 1948-49 MINNEAPOLIS LAKERS



## 44-16 - 2ND IN WESTERN DIVISION

**Head Coach:** John Kundla  
**Standing:** Donnie Forman, Herm Schaefer, Don Carlson, Don Smith, Tony Jaros, Johnny Jorgensen, Earl Gardner, Arnie Ferrin, Jack Dwan, Jim Pollard, George Mikán  
**Not pictured:** Mike Bloom, Ray Ellefson, Whitey Kachan, Jack Tingle

*NBA Champions*

### 1948-49 REGULAR SEASON STATISTICS / GAME-BY-GAME RESULTS

|           | G  | FGM | FGA  | Pct. | FTM | FTA | Pct. | Ast. | PF  | SCORING |      |
|-----------|----|-----|------|------|-----|-----|------|------|-----|---------|------|
|           |    |     |      |      |     |     |      |      |     | Pts.    | Avg. |
| Mikán     | 60 | 583 | 1403 | .416 | 416 | 689 | .772 | 218  | 260 | 1698    | 28.3 |
| Pollard   | 53 | 314 | 792  | .396 | 156 | 227 | .687 | 142  | 144 | 784     | 14.8 |
| Schaefer  | 58 | 214 | 572  | .374 | 174 | 213 | .817 | 185  | 121 | 602     | 10.4 |
| Carlson   | 55 | 211 | 632  | .334 | 86  | 130 | .662 | 170  | 180 | 508     | 9.2  |
| Ferrin    | 47 | 130 | 378  | .344 | 85  | 128 | .664 | 76   | 142 | 345     | 7.3  |
| Jaros     | 59 | 132 | 385  | .343 | 79  | 110 | .718 | 58   | 114 | 343     | 5.8  |
| Dwan      | 60 | 121 | 380  | .318 | 34  | 69  | .493 | 129  | 157 | 276     | 4.6  |
| Forman    | 44 | 68  | 231  | .294 | 43  | 67  | .642 | 74   | 94  | 179     | 4.1  |
| Jorgensen | 48 | 41  | 114  | .360 | 24  | 33  | .727 | 33   | 68  | 106     | 2.2  |
| Gardner   | 50 | 38  | 101  | .376 | 13  | 28  | .464 | 19   | 50  | 89      | 1.8  |
| Bloom*    | 24 | 13  | 92   | .141 | 29  | 40  | .725 | 15   | 22  | 55      | 2.3  |
| Kachan†   | 19 | 16  | 42   | .381 | 15  | 22  | .682 | 12   | 24  | 47      | 2.5  |
| Smith     | 8  | 2   | 13   | .154 | 2   | 3   | .667 | 2    | 6   | 6       | 0.8  |
| Tingle    | 2  | 1   | 6    | .167 | 0   | 0   | -    | 1    | 2   | 2       | 1.0  |
| Ellefson  | 3  | 1   | 5    | .200 | 0   | 0   | -    | 0    | 2   | 2       | 0.7  |

\*Finished season with another team. †Totals with Lakers only.

| DATE    | OPPONENT          | BOX SCORE | W / L | DATE    | OPPONENT                | BOX SCORE       | W / L |
|---------|-------------------|-----------|-------|---------|-------------------------|-----------------|-------|
| Nov. 4  | @ Baltimore       | W 84-72   | 1-0   | Feb. 3  | @ Philadelphia          | W 78-76         | 29-10 |
| Nov. 6  | @ Washington      | L 62-67   | 1-1   | Feb. 6  | Rochester               | L 74-85         | 29-11 |
| Nov. 9  | @ Boston          | L 55-77   | 1-2   | Feb. 10 | New York                | W 95-75         | 30-11 |
| Nov. 11 | @ New York        | W 77-68   | 2-2   | Feb. 11 | @ Chicago               | L 97-105        | 30-12 |
| Nov. 13 | @ Providence      | W 90-67   | 3-2   | Feb. 13 | Baltimore               | W 91-74         | 31-12 |
| Nov. 14 | @ Rochester       | L 75-92   | 3-3   | Feb. 16 | Chicago                 | W 90-71         | 32-12 |
| Nov. 17 | Boston            | L 72-74   | 3-4   | Feb. 18 | @ Boston                | W 85-71         | 33-12 |
| Nov. 19 | @ Chicago         | W 85-81   | 4-4   | Feb. 19 | @ Providence            | W 94-80         | 34-12 |
| Nov. 21 | Baltimore         | W 94-81   | 5-4   | Feb. 22 | @ New York              | W 101-74        | 35-12 |
| Nov. 23 | @ Indianapolis    | W 88-82   | 6-4   | Feb. 24 | Fort Wayne              | W 77-73         | 36-12 |
| Nov. 24 | Providence        | W 117-89  | 7-4   | Feb. 26 | @ Baltimore             | W 115-114 (2OT) | 37-12 |
| Nov. 27 | @ St. Louis       | W 87-71   | 8-4   | Feb. 27 | @ Fort Wayne            | L 50-74         | 37-13 |
| Nov. 28 | Philadelphia      | W 88-67   | 9-4   | Mar. 3  | @ Indianapolis          | W 82-79         | 38-13 |
| Nov. 30 | Boston at Chicago | W 94-84   | 10-4  | Mar. 6  | Providence              | W 68-59         | 39-13 |
| Dec. 1  | @ Fort Wayne      | L 74-84   | 10-5  | Mar. 9  | Boston                  | W 74-67         | 40-13 |
| Dec. 4  | @ Chicago         | L 100-104 | 10-6  | Mar. 10 | @ St. Louis             | L 71-88         | 40-14 |
| Dec. 5  | St. Louis         | W 78-68   | 11-6  | Mar. 12 | Indianapolis at Chicago | W 97-69         | 41-14 |
| Dec. 8  | Washington        | L 83-94   | 11-7  | Mar. 13 | New York                | W 100-90        | 42-14 |
| Dec. 10 | @ Rochester       | W 96-75   | 12-7  | Mar. 16 | @ Washington            | L 72-85         | 42-15 |
| Dec. 12 | Rochester         | W 67-58   | 13-7  | Mar. 17 | @ Baltimore             | L 67-101        | 42-16 |
| Dec. 15 | Indianapolis      | W 79-61   | 14-7  | Mar. 19 | @ Rochester             | W 99-85         | 43-16 |
| Dec. 19 | Chicago           | W 94-84   | 15-7  | Mar. 20 | Philadelphia            | W 91-78         | 44-16 |
| Dec. 21 | @ Philadelphia    | L 64-72   | 15-8  |         |                         |                 |       |
| Dec. 22 | @ New York        | L 79-97   | 15-9  |         |                         |                 |       |
| Dec. 26 | Rochester         | W 99-90   | 16-9  |         |                         |                 |       |
| Dec. 29 | Washington        | W 91-68   | 17-9  |         |                         |                 |       |
| Jan. 1  | Fort Wayne        | W 92-72   | 18-9  |         |                         |                 |       |
| Jan. 5  | St. Louis         | W 101-76  | 19-9  |         |                         |                 |       |
| Jan. 8  | @ St. Louis       | L 59-64   | 19-10 |         |                         |                 |       |
| Jan. 9  | St. Louis         | W 74-58   | 20-10 |         |                         |                 |       |
| Jan. 12 | Providence        | W 98-64   | 21-10 |         |                         |                 |       |
| Jan. 16 | Indianapolis      | W 75-66   | 22-10 |         |                         |                 |       |
| Jan. 18 | @ Indianapolis    | W 81-56   | 23-10 |         |                         |                 |       |
| Jan. 20 | Fort Wayne        | W 83-65   | 24-10 |         |                         |                 |       |
| Jan. 23 | Philadelphia      | W 89-71   | 25-10 |         |                         |                 |       |
| Jan. 26 | Chicago           | W 84-49   | 26-10 |         |                         |                 |       |
| Jan. 31 | Washington        | W 84-79   | 27-10 |         |                         |                 |       |
| Feb. 2  | @ Fort Wayne      | W 82-79   | 28-10 |         |                         |                 |       |



# 1949-50 MINNEAPOLIS LAKERS



## 51-17 - 1ST IN CENTRAL DIVISION

**Head Coach:** John Kundla  
**Standing:** Slater Martin, Billy Hassett, Don Carlson, Herm Schaefer, Bob Harrison, Tony Jaros, Bud Grant, Arnie Ferrin, Jim Pollard, Vern Mikkelsen, George Mikan  
**Not pictured:** Normie Glick, Gene Stump, Lefty Walther



*NBA Champions*

### 1949-50 REGULAR SEASON STATISTICS / GAME-BY-GAME RESULTS

|           | G  | FGM | FGA  | Pct.  | FTM | FTA | Pct. | Ast. | PF  | SCORING | Pts. | Avg. |
|-----------|----|-----|------|-------|-----|-----|------|------|-----|---------|------|------|
| Mikan     | 68 | 649 | 1595 | .407  | 567 | 728 | .779 | 197  | 297 | 1865    | 27.4 |      |
| Pollard   | 66 | 394 | 1140 | .346  | 185 | 242 | .764 | 252  | 143 | 973     | 14.7 |      |
| Mikkelsen | 68 | 288 | 722  | .399  | 215 | 286 | .752 | 123  | 222 | 791     | 11.6 |      |
| Ferrin    | 63 | 132 | 396  | .333  | 76  | 109 | .697 | 95   | 147 | 340     | 5.4  |      |
| Schaefer  | 65 | 122 | 314  | .389  | 86  | 101 | .851 | 203  | 104 | 330     | 5.1  |      |
| Harrison  | 66 | 125 | 348  | .359  | 50  | 74  | .676 | 131  | 175 | 300     | 4.5  |      |
| Martin    | 67 | 106 | 302  | .351  | 59  | 93  | .634 | 148  | 162 | 271     | 4.0  |      |
| Carlson   | 57 | 99  | 290  | .341  | 69  | 95  | .726 | 76   | 126 | 267     | 4.7  |      |
| Jaros     | 61 | 84  | 289  | .291  | 72  | 96  | .750 | 60   | 106 | 240     | 3.9  |      |
| Hassett†  | 42 | 38  | 145  | .262  | 35  | 67  | .522 | 69   | 82  | 111     | 2.6  |      |
| Grant     | 35 | 42  | 115  | .365  | 7   | 17  | .412 | 19   | 36  | 91      | 2.6  |      |
| Walther*  | 22 | 32  | 80   | .400  | 11  | 21  | .524 | 10   | 39  | 75      | 3.4  |      |
| Stump*    | 23 | 27  | 95   | .284  | 7   | 14  | .500 | 23   | 32  | 61      | 2.7  |      |
| Glick     | 1  | 1   | 1    | 1.000 | 0   | 0   | -    | 1    | 2   | 2       | 2.0  |      |

\*Finished season with another team. †Totals with Lakers only.

| DATE    | OPPONENT             | BOX SCORE | W / L | DATE    | OPPONENT             | BOX SCORE | W / L |
|---------|----------------------|-----------|-------|---------|----------------------|-----------|-------|
| Nov. 2  | @ Philadelphia       | W 81-69   | 1-0   | Jan. 17 | @ Boston             | W 105-79  | 27-12 |
| Nov. 5  | @ Baltimore          | W 92-77   | 2-0   | Jan. 18 | @ Washington         | W 76-68   | 28-12 |
| Nov. 8  | @ Washington         | W 68-66   | 3-0   | Jan. 19 | @ New York           | W 94-83   | 29-12 |
| Nov. 10 | @ Boston             | W 98-84   | 4-0   | Jan. 20 | @ Philadelphia       | L 89-90   | 29-13 |
| Nov. 12 | @ Chicago            | L 79-86   | 4-1   | Jan. 22 | Chicago              | W 103-75  | 30-13 |
| Nov. 16 | St. Louis            | W 94-71   | 5-1   | Jan. 24 | @ Chicago            | W 80-68   | 31-13 |
| Nov. 17 | @ St. Louis          | L 65-78   | 5-2   | Jan. 25 | St. Louis            | W 85-78   | 32-13 |
| Nov. 19 | @ Anderson           | L 80-83   | 5-3   | Jan. 29 | Washington           | W 88-60   | 33-13 |
| Nov. 20 | Indianapolis         | W 121-95  | 6-3   | Feb. 1  | New York             | W 96-81   | 34-13 |
| Nov. 23 | Baltimore            | W 84-71   | 7-3   | Feb. 2  | @ Fort Wayne         | W 79-78   | 35-13 |
| Nov. 25 | @ Detroit            | W 101-81  | 8-3   | Feb. 5  | Philadelphia         | W 100-67  | 36-13 |
| Nov. 27 | Chicago              | L 82-96   | 8-4   | Feb. 9  | Washington           | W 71-59   | 37-13 |
| Nov. 30 | New York             | W 102-92  | 9-4   | Feb. 12 | Boston               | W 88-70   | 38-13 |
| Dec. 1  | @ Indianapolis       | L 68-86   | 9-5   | Feb. 15 | Rochester            | W 92-70   | 39-13 |
| Dec. 3  | @ Chicago            | W 91-80   | 10-5  | Feb. 16 | @ St. Louis          | W 72-71   | 40-13 |
| Dec. 4  | Rochester            | W 95-80   | 11-5  | Feb. 17 | Waterloo at St. Paul | W 80-74   | 41-13 |
| Dec. 7  | Washington           | W 93-76   | 12-5  | Feb. 19 | Chicago              | W 96-83   | 42-13 |
| Dec. 8  | @ Fort Wayne         | L 66-87   | 12-6  | Feb. 22 | St. Louis            | W 100-57  | 43-13 |
| Dec. 10 | Detroit at Rochester | W 89-76   | 13-6  | Feb. 25 | @ Rochester          | L 64-66   | 43-14 |
| Dec. 11 | Philadelphia         | W 90-81   | 14-6  | Feb. 26 | Tri-Cities           | W 80-66   | 44-14 |
| Dec. 14 | @ New York           | L 84-94   | 14-7  | Feb. 28 | Fort Wayne           | W 71-65   | 45-14 |
| Dec. 15 | @ Baltimore          | L 68-87   | 14-8  | Mar. 2  | @ Baltimore          | W 88-68   | 46-14 |
| Dec. 18 | Boston               | W 77-72   | 15-8  | Mar. 3  | @ Philadelphia       | L 61-66   | 46-15 |
| Dec. 20 | @ Rochester          | L 62-87   | 15-9  | Mar. 4  | @ New York           | W 84-75   | 47-15 |
| Dec. 21 | @ Washington         | W 75-61   | 16-9  | Mar. 5  | @ Syracuse           | L 75-84   | 47-16 |
| Dec. 22 | @ Boston             | L 69-87   | 16-10 | Mar. 7  | Sheboygan            | W 90-73   | 48-16 |
| Dec. 25 | Fort Wayne           | W 72-58   | 17-10 | Mar. 8  | Phil. at St. Paul    | W 68-65   | 49-16 |
| Dec. 26 | @ Tri-Cities         | W 78-76   | 18-10 | Mar. 12 | New York             | W 87-66   | 50-16 |
| Dec. 28 | Baltimore            | W 88-77   | 19-10 | Mar. 15 | Baltimore            | W 96-62   | 51-16 |
| Dec. 31 | @ Waterloo           | W 86-68   | 20-10 | Mar. 19 | @ Fort Wayne         | L 67-69   | 51-17 |
| Jan. 1  | Anderson             | W 87-75   | 21-10 |         |                      |           |       |
| Jan. 4  | Fort Wayne           | W 91-75   | 22-10 |         |                      |           |       |
| Jan. 5  | @ Sheboygan          | L 82-85   | 22-11 |         |                      |           |       |
| Jan. 8  | Boston               | W 85-80   | 23-11 |         |                      |           |       |
| Jan. 11 | Syracuse             | W 98-88   | 24-11 |         |                      |           |       |
| Jan. 12 | @ St. Louis          | W 89-73   | 25-11 |         |                      |           |       |
| Jan. 14 | @ Rochester          | L 77-83   | 25-12 |         |                      |           |       |
| Jan. 15 | Rochester            | W 85-73   | 26-12 |         |                      |           |       |



\* Overtime games as available



# 1950-51 MINNEAPOLIS LAKERS



## 44-24 - 1ST IN WESTERN DIVISION

Head Coach: John Kundla  
 Players: Arnie Ferrin, Bud Grant, Bob Harrison, Joe Hutton, Tony Jaros, Slater Martin, George Mikan, Vern Mikkelsen, Kevin O'Shea, Jim Pollard, Ed Beach

### 1950-51 REGULAR SEASON STATISTICS / GAME-BY-GAME RESULTS

|           | G  | FGM | FGA  | Pct. | FTM | FTA | Pct. | Reb. | Ast. | PF  | Dq. | SCORING |      |
|-----------|----|-----|------|------|-----|-----|------|------|------|-----|-----|---------|------|
|           |    |     |      |      |     |     |      |      |      |     |     | Pts.    | Avg. |
| Mikan     | 68 | 678 | 1584 | .428 | 576 | 717 | .803 | 958  | 208  | 308 | 14  | 1932    | 28.4 |
| Mikkelsen | 64 | 359 | 893  | .402 | 186 | 275 | .676 | 655  | 181  | 260 | 13  | 904     | 14.1 |
| Pollard   | 54 | 256 | 728  | .352 | 117 | 156 | .750 | 484  | 184  | 157 | 4   | 629     | 11.6 |
| Martin    | 68 | 227 | 627  | .362 | 121 | 177 | .684 | 246  | 235  | 199 | 3   | 575     | 8.5  |
| Harrison  | 68 | 150 | 432  | .347 | 101 | 128 | .789 | 172  | 195  | 218 | 5   | 401     | 5.9  |
| Ferrin    | 68 | 119 | 373  | .319 | 114 | 164 | .695 | 271  | 107  | 220 | 8   | 352     | 5.2  |
| O'Shea    | 63 | 87  | 267  | .326 | 97  | 134 | .724 | 125  | 100  | 99  | 1   | 271     | 4.3  |
| Jaros     | 63 | 88  | 287  | .307 | 65  | 103 | .631 | 131  | 72   | 131 | 0   | 241     | 3.8  |
| Grant     | 61 | 53  | 184  | .288 | 52  | 83  | .627 | 115  | 71   | 106 | 0   | 158     | 2.6  |
| Hutton    | 60 | 59  | 180  | .328 | 29  | 43  | .647 | 102  | 53   | 89  | 1   | 147     | 2.5  |
| Beach*    | 11 | 8   | 35   | .229 | 6   | 9   | .667 | 25   | 2    | 14  | 0   | 22      | 2.0  |

\*Finished season with another team.

| DATE    | OPPONENT       | BOX SCORE     | W / L | DATE    | OPPONENT               | BOX SCORE     | W / L |
|---------|----------------|---------------|-------|---------|------------------------|---------------|-------|
| Nov. 1  | @ Baltimore    | L 71-81       | 0-1   | Jan. 23 | Baltimore at Johnstown | W 89-79       | 27-15 |
| Nov. 4  | @ Washington   | W 91-85       | 1-1   | Jan. 18 | @ New York             | L 78-95       | 24-15 |
| Nov. 5  | @ Syracuse     | L 87-90       | 1-2   | Jan. 20 | Fort Wayne at Milw.    | W 89-70       | 25-15 |
| Nov. 9  | @ Boston       | L 71-76       | 1-3   | Jan. 21 | Tri-Cities             | W 89-82       | 26-15 |
| Nov. 12 | Philadelphia   | W 83-70       | 2-3   | Jan. 25 | @ Philadelphia         | W 90-71       | 28-15 |
| Nov. 15 | Syracuse       | W 72-71 (OT)  | 3-3   | Jan. 28 | Indianapolis           | W 101-75      | 29-15 |
| Nov. 16 | @ New York     | L 69-71       | 3-4   | Jan. 31 | Tri-Cities             | W 106-78      | 30-15 |
| Nov. 18 | @ Rochester    | W 86-77 (2OT) | 4-4   | Feb. 3  | @ Indianapolis         | W 89-84       | 31-15 |
| Nov. 19 | Rochester      | W 90-77       | 5-4   | Feb. 4  | Boston Celtics         | W 98-84       | 32-15 |
| Nov. 22 | Fort Wayne     | L 18-19       | 5-5   | Feb. 7  | @ Fort Wayne           | L 86-96       | 32-16 |
| Nov. 23 | @ Fort Wayne   | L 63-73       | 5-6   | Feb. 8  | Rochester              | W 69-58       | 33-16 |
| Nov. 26 | Baltimore      | W 85-71       | 6-6   | Feb. 11 | Indianapolis           | W 91-78       | 34-16 |
| Nov. 29 | Tri-Cities     | W 85-66       | 7-6   | Feb. 14 | Baltimore              | W 99-71       | 35-16 |
| Dec. 1  | @ Indianapolis | L 65-66       | 7-7   | Feb. 16 | @ Indianapolis         | W 76-71       | 36-16 |
| Dec. 3  | Philadelphia   | W 95-83       | 8-7   | Feb. 17 | @ Rochester            | L 82-87       | 36-17 |
| Dec. 6  | New York       | W 84-62       | 9-7   | Feb. 18 | @ Syracuse             | L 80-91       | 36-18 |
| Dec. 9  | @ Tri-Cities   | W 88-79       | 10-7  | Feb. 21 | Syracuse               | W 82-76       | 37-18 |
| Dec. 10 | Tri-Cities     | W 114-101     | 11-7  | Feb. 24 | Fort Wayne             | W 95-78       | 38-18 |
| Dec. 13 | Rochester      | L 72-82       | 11-8  | Feb. 25 | Indianapolis           | L 73-75       | 38-19 |
| Dec. 15 | @ Indianapolis | W 82-71       | 12-8  | Feb. 27 | Tri-Cities at Milw.    | W 83-77       | 39-19 |
| Dec. 16 | @ Tri-Cities   | W 86-71       | 13-8  | Feb. 28 | @ Fort Wayne           | L 73-77       | 39-20 |
| Dec. 17 | Indianapolis   | W 79-60       | 14-8  | Mar. 1  | @ Philadelphia         | L 77-97       | 39-21 |
| Dec. 19 | @ Philadelphia | L 67-71       | 14-9  | Mar. 3  | @ Tri-Cities           | W 99-88       | 40-21 |
| Dec. 20 | @ Baltimore    | L 84-91       | 14-10 | Mar. 4  | @ Boston               | L 86-92       | 40-22 |
| Dec. 23 | @ Boston       | L 81-87       | 14-11 | Mar. 6  | @ Rochester            | L 79-90       | 40-23 |
| Dec. 25 | Washington     | W 93-79       | 15-11 | Mar. 8  | @ New York             | L 94-97       | 40-24 |
| Dec. 27 | Baltimore      | W 81-63       | 16-11 | Mar. 11 | Boston                 | W 98-96 (2OT) | 41-24 |
| Dec. 28 | @ Rochester    | L 67-75       | 16-12 | Mar. 14 | Syracuse               | W 100-76      | 42-24 |
| Dec. 31 | Philadelphia   | W 83-73       | 17-12 | Mar. 17 | @ Tri-Cities           | W 92-91       | 43-24 |
| Jan. 1  | @ Fort Wayne   | L 70-83       | 17-13 | Mar. 18 | New York               | W 86-68       | 44-24 |
| Jan. 3  | Fort Wayne     | W 86-64       | 18-13 |         |                        |               |       |
| Jan. 4  | @ Syracuse     | W 80-77       | 19-13 |         |                        |               |       |
| Jan. 5  | Boston         | W 69-54       | 20-13 |         |                        |               |       |
| Jan. 7  | Rochester      | W 69-57       | 21-13 |         |                        |               |       |
| Jan. 10 | New York       | W 70-65       | 22-13 |         |                        |               |       |
| Jan. 11 | @ Tri-Cities   | W 113-109     | 23-13 |         |                        |               |       |
| Jan. 14 | Indianapolis   | W 86-84       | 24-13 |         |                        |               |       |
| Jan. 16 | @ Indianapolis | L 68-82       | 24-14 |         |                        |               |       |



# 1951-52 MINNEAPOLIS LAKERS



## 40-26 - 2ND IN WESTERN DIVISION

**Head Coach:** John Kundla  
**Standing:** Slater Martin, Joe Hutton, Frank Saul,  
 Bob Harrison, Jim Pollard, Howie Schultz,  
 Vern Mikkelsen, Lew Hitch, George Mikan

**Not pictured:** John Pilch, Whitey Skoog



*NBA Champions*

### 1951-52 REGULAR SEASON STATISTICS / GAME-BY-GAME RESULTS

|           | G  | Min. | FGM | FGA  | Pct. | FTM | FTA | Pct. | Reb. | Ast. | PF  | Dq. | SCORING |      |
|-----------|----|------|-----|------|------|-----|-----|------|------|------|-----|-----|---------|------|
|           |    |      |     |      |      |     |     |      |      |      |     |     | Pts.    | Avg. |
| Mikan     | 64 | 2572 | 545 | 1414 | .385 | 433 | 555 | .780 | 866  | 194  | 286 | 14  | 1523    | 23.8 |
| Mikkelsen | 66 | 2345 | 363 | 866  | .419 | 283 | 372 | .761 | 681  | 180  | 282 | 16  | 1009    | 15.3 |
| Pollard   | 65 | 2545 | 411 | 1155 | .356 | 183 | 260 | .704 | 593  | 234  | 199 | 4   | 1005    | 15.5 |
| Martin    | 66 | 2480 | 237 | 632  | .375 | 142 | 190 | .747 | 228  | 249  | 226 | 9   | 616     | 9.3  |
| Sault     | 25 | 759  | 72  | 185  | .389 | 71  | 93  | .763 | -    | 68   | 66  | -   | 215     | 8.6  |
| Harrison  | 65 | 1712 | 156 | 487  | .320 | 89  | 124 | .718 | 160  | 188  | 203 | 9   | 401     | 6.2  |
| Schultz   | 66 | 1301 | 89  | 315  | .283 | 90  | 119 | .756 | 246  | 102  | 197 | 13  | 268     | 4.1  |
| Skoog     | 35 | 988  | 102 | 296  | .345 | 30  | 38  | .789 | 122  | 60   | 94  | 4   | 234     | 6.7  |
| Hitch     | 61 | 849  | 77  | 215  | .358 | 63  | 94  | .670 | 243  | 50   | 89  | 3   | 217     | 3.6  |
| Hutton    | 60 | 723  | 53  | 158  | .335 | 49  | 70  | .700 | 85   | 62   | 110 | 1   | 155     | 2.6  |
| Pilch     | 9  | 41   | 1   | 10   | .100 | 3   | 6   | .500 | 9    | 2    | 10  | 0   | 5       | 0.6  |

†Totals with Lakers only.

| DATE    | OPPONENT                | BOX SCORE       | W / L | DATE    | OPPONENT                 | BOX SCORE     | W / L |
|---------|-------------------------|-----------------|-------|---------|--------------------------|---------------|-------|
| Nov. 3  | @ Rochester             | W 93-74         | 1-0   | Jan. 20 | Rochester                | W 91-81 (2OT) | 25-14 |
| Nov. 4  | @ Syracuse              | L 67-98         | 1-1   | Jan. 23 | Syracuse                 | L 97-99 (OT)  | 25-15 |
| Nov. 9  | @ Philadelphia          | L 86-98         | 1-2   | Jan. 26 | @ Milwaukee              | W 57-56       | 26-15 |
| Nov. 10 | @ New York              | W 89-73         | 2-2   | Jan. 27 | Milwaukee                | W 91-62       | 27-15 |
| Nov. 11 | @ Boston                | L 72-77         | 2-3   | Jan. 30 | New York                 | W 77-65       | 28-15 |
| Nov. 12 | @ Baltimore             | W 90-80         | 3-3   | Jan. 31 | @ Fort Wayne             | W 85-78       | 29-15 |
| Nov. 13 | @ Indianapolis          | W 77-71         | 4-3   | Feb. 1  | @ Indianapolis           | L 77-85       | 29-16 |
| Nov. 17 | Fort Wayne              | W 68-64         | 5-3   | Feb. 3  | Rochester                | W 77-75       | 30-16 |
| Nov. 22 | Rochester               | W 70-65 (2OT)   | 6-3   | Feb. 7  | Rochester                | W 86-75       | 31-16 |
| Nov. 24 | @ Milwaukee             | W 72-59         | 7-3   | Feb. 9  | Fort Wayne               | L 67-70       | 31-17 |
| Nov. 25 | Indianapolis            | W 82-73         | 8-3   | Feb. 10 | @ Milwaukee              | L 69-70 (2OT) | 31-18 |
| Nov. 28 | Boston                  | W 90-76         | 9-3   | Feb. 14 | Milw. at Grand Forks     | W 109-74      | 32-18 |
| Dec. 1  | Fort Wayne              | W 89-69         | 10-3  | Feb. 16 | Boston at St. Paul       | L 75-77       | 32-19 |
| Dec. 2  | @ Fort Wayne            | L 61-63         | 10-4  | Feb. 17 | @ Fort Wayne             | L 87-99       | 32-20 |
| Dec. 5  | Syracuse                | L 81-83 (OT)    | 10-5  | Feb. 19 | @ New York               | L 96-98       | 32-21 |
| Dec. 8  | Baltimore at St. Paul   | W 85-64         | 11-5  | Feb. 20 | @ Baltimore              | W 93-78       | 33-21 |
| Dec. 9  | Indianapolis            | L 78-85         | 11-6  | Feb. 21 | @ Syracuse               | L 80-88       | 33-22 |
| Dec. 11 | @ Indianapolis          | L 69-85         | 11-7  | Feb. 23 | @ Rochester              | W 83-73       | 34-22 |
| Dec. 12 | Baltimore               | W 99-79         | 12-7  | Feb. 24 | @ Fort Wayne             | L 70-83       | 34-23 |
| Dec. 16 | Milwaukee               | W 99-52         | 13-7  | Feb. 25 | Philadelphia             | W 108-95      | 35-23 |
| Dec. 18 | @ New York              | L 67-69         | 13-8  | Mar. 1  | Indianapolis at St. Paul | W 98-88       | 36-23 |
| Dec. 21 | @ Philadelphia          | L 103-105       | 13-9  | Mar. 2  | @ Milwaukee              | W 96-85       | 37-23 |
| Dec. 22 | @ Baltimore             | W 96-90 (3OT)   | 14-9  | Mar. 4  | @ Philadelphia           | L 81-83       | 37-24 |
| Dec. 23 | @ Fort Wayne            | L 79-81         | 14-10 | Mar. 5  | @ Boston                 | L 74-82       | 37-25 |
| Dec. 25 | Boston                  | W 100-93        | 15-10 | Mar. 8  | @ Rochester              | L 92-94 (OT)  | 37-26 |
| Dec. 30 | Philadelphia            | W 93-64         | 16-10 | Mar. 9  | Rochester                | W 96-90       | 38-26 |
| Jan. 1  | Syracuse                | W 82-80         | 17-10 | Mar. 12 | New York                 | W 85-83       | 39-26 |
| Jan. 4  | Fort Wayne at St. Paul  | W 79-64         | 18-10 | Mar. 16 | Baltimore                | W 126-82      | 40-26 |
| Jan. 5  | Indianapolis at Hibbing | W 86-65         | 19-10 |         |                          |               |       |
| Jan. 6  | New York                | W 107-92        | 20-10 |         |                          |               |       |
| Jan. 8  | @ Indianapolis          | L 75-82         | 20-11 |         |                          |               |       |
| Jan. 9  | Indianapolis            | W 91-74         | 21-11 |         |                          |               |       |
| Jan. 11 | @ Milwaukee             | W 75-63         | 22-11 |         |                          |               |       |
| Jan. 12 | Milwaukee at KC, MO     | W 96-84         | 23-11 |         |                          |               |       |
| Jan. 13 | Philadelphia            | L 81-88         | 23-12 |         |                          |               |       |
| Jan. 16 | @ Boston                | W 108-94        | 24-12 |         |                          |               |       |
| Jan. 17 | @ Syracuse              | L 105-110 (3OT) | 24-13 |         |                          |               |       |
| Jan. 19 | @ Rochester             | L 85-96         | 24-14 |         |                          |               |       |



\* Overtime games as available



# 1952-53 MINNEAPOLIS LAKERS



## 48-22- 1ST IN WESTERN DIVISION

Head Coach: John Kundla  
 Standing: Slater Martin, Frank Saul, Jim Holstein,  
 Vern Mikkelsen, Lew Hitch,  
 George Mikan, Jim Pollard, Bob Harrison,  
 Whitey Skoog  
 Not pictured: Howie Schultz

*NBA Champions*

### 1952-53 REGULAR SEASON STATISTICS / GAME-BY-GAME RESULTS

|           | G  | Min. | FGM | FGA  | Pct. | FTM | FTA | Pct. | Reb. | Ast. | PF  | Dq. | SCORING | Pts. | Avg. |
|-----------|----|------|-----|------|------|-----|-----|------|------|------|-----|-----|---------|------|------|
| Mikan     | 70 | 2651 | 500 | 1252 | .399 | 442 | 567 | .780 | 1007 | 201  | 290 | 12  | 1442    | 20.6 |      |
| Mikkelsen | 70 | 2465 | 378 | 868  | .435 | 291 | 387 | .752 | 654  | 148  | 289 | 14  | 1047    | 15.0 |      |
| Pollard   | 66 | 2403 | 333 | 933  | .357 | 193 | 251 | .769 | 452  | 231  | 194 | 3   | 859     | 13.0 |      |
| Martin    | 70 | 2556 | 260 | 634  | .410 | 224 | 287 | .780 | 186  | 250  | 246 | 4   | 744     | 10.6 |      |
| Saul      | 70 | 1796 | 187 | 471  | .397 | 142 | 200 | .710 | 141  | 110  | 174 | 3   | 516     | 7.4  |      |
| Harrison  | 70 | 1643 | 195 | 518  | .376 | 107 | 165 | .648 | 153  | 160  | 264 | 16  | 497     | 7.1  |      |
| Holstein  | 66 | 989  | 98  | 274  | .358 | 70  | 105 | .667 | 173  | 74   | 128 | 1   | 266     | 4.0  |      |
| Hitch     | 70 | 1027 | 89  | 255  | .349 | 83  | 136 | .610 | 275  | 66   | 122 | 2   | 261     | 3.7  |      |
| Skoog     | 68 | 996  | 102 | 264  | .386 | 46  | 61  | .754 | 121  | 82   | 137 | 2   | 250     | 3.7  |      |
| Schultz   | 40 | 474  | 24  | 90   | .267 | 43  | 62  | .694 | 80   | 29   | 73  | 1   | 91      | 2.3  |      |

| DATE    | OPPONENT                | BOX SCORE       | W / L | DATE    | OPPONENT                 | BOX SCORE     | W / L |
|---------|-------------------------|-----------------|-------|---------|--------------------------|---------------|-------|
| Nov. 1  | Boston                  | W 94-91         | 1-0   | Jan. 17 | @ Rochester              | L 101-109     | 29-10 |
| Nov. 2  | @ Fort Wayne            | W 81-69         | 2-0   | Jan. 18 | Milwaukee                | L 70-83       | 29-11 |
| Nov. 5  | @ Baltimore             | W 97-75         | 3-0   | Jan. 23 | @ Milwaukee at Ind.      | L 65-67       | 29-12 |
| Nov. 8  | @ Philadelphia          | W 93-71         | 4-0   | Jan. 25 | Boston                   | W 87-82       | 30-12 |
| Nov. 9  | @ Syracuse              | L 89-96         | 4-1   | Jan. 27 | Ft. Wayne at Grand Forks | W 96-76       | 31-12 |
| Nov. 11 | @ Boston                | W 101-92        | 5-1   | Jan. 29 | Syracuse                 | L 65-83       | 31-13 |
| Nov. 13 | @ New York              | L 91-100        | 5-2   | Jan. 31 | Fort Wayne               | W 87-80       | 32-13 |
| Nov. 15 | @ Rochester             | L 89-97         | 5-3   | Feb. 1  | @ Fort Wayne             | W 92-76       | 33-13 |
| Nov. 16 | Milwaukee               | W 87-51         | 6-3   | Feb. 3  | @ Indianapolis           | L 93-96 (3OT) | 33-14 |
| Nov. 20 | @ Fort Wayne            | W 89-81         | 7-3   | Feb. 5  | New York                 | W 81-73       | 34-14 |
| Nov. 22 | Fort Wayne              | W 96-89         | 8-3   | Feb. 7  | @ Rochester              | L 72-87       | 34-15 |
| Nov. 23 | @ Milwaukee             | W 62-46         | 9-3   | Feb. 8  | Indianapolis             | W 71-67       | 35-15 |
| Nov. 27 | Indianapolis            | W 90-69         | 10-3  | Feb. 12 | Syracuse                 | W 91-81       | 36-15 |
| Nov. 28 | @ Indianapolis          | W 97-82         | 11-3  | Feb. 14 | Philadelphia             | W 92-84       | 37-15 |
| Nov. 29 | @ Rochester             | L 71-83         | 11-4  | Feb. 15 | @ Milwaukee              | W 80-71       | 38-15 |
| Nov. 30 | Philadelphia            | W 91-66         | 12-4  | Feb. 17 | Baltimore at St. Paul    | L 70-74       | 38-16 |
| Dec. 1  | Baltimore at St. Paul   | W 89-67         | 13-4  | Feb. 19 | Rochester                | W 107-87      | 39-16 |
| Dec. 3  | @ Boston                | W 106-102       | 14-4  | Feb. 21 | Fort Wayne               | W 85-75       | 40-16 |
| Dec. 4  | @ New York              | W 81-71         | 15-4  | Feb. 22 | @ Fort Wayne             | L 78-90       | 40-17 |
| Dec. 6  | New York                | W 85-78         | 16-4  | Feb. 24 | @ New York               | L 63-79       | 40-18 |
| Dec. 8  | @ Indianapolis at Milw. | L 76-81         | 16-5  | Feb. 25 | @ Baltimore              | W 85-72       | 41-18 |
| Dec. 11 | Syracuse                | W 82-79         | 17-5  | Feb. 26 | @ Philadelphia           | W 85-73       | 42-18 |
| Dec. 14 | Rochester               | W 95-77         | 18-5  | Feb. 27 | Philadelphia at Clev.    | W 98-75       | 43-18 |
| Dec. 19 | @ Indianapolis          | W 87-69         | 19-5  | Mar. 1  | Philadelphia at St. Paul | W 102-80      | 44-18 |
| Dec. 20 | @ Milwaukee             | L 75-86         | 19-6  | Mar. 3  | Fort Wayne at Milw.      | W 86-68       | 45-18 |
| Dec. 25 | Indianapolis            | W 90-73         | 20-6  | Mar. 5  | @ Syracuse               | L 91-94       | 45-19 |
| Dec. 27 | Boston                  | W 94-71         | 21-6  | Mar. 6  | @ Boston                 | L 85-100      | 45-20 |
| Dec. 28 | Milwaukee               | W 86-77         | 22-6  | Mar. 7  | @ Rochester              | L 82-84       | 45-21 |
| Dec. 30 | @ Indianapolis          | L 69-74         | 22-7  | Mar. 8  | Milwaukee                | W 100-73      | 46-21 |
| Dec. 31 | Baltimore               | W 82-56         | 23-7  | Mar. 9  | @ Ind. at Moorhead       | L 83-95       | 46-22 |
| Jan. 2  | Milwaukee at Chicago    | W 74-66         | 24-7  | Mar. 12 | Rochester                | W 89-77       | 47-22 |
| Jan. 3  | Milwaukee at Hibbing    | W 79-75         | 25-7  | Mar. 17 | @ Indianapolis           | W 73-71       | 48-22 |
| Jan. 4  | Rochester               | W 83-80 (OT)    | 26-7  |         |                          |               |       |
| Jan. 6  | @ Rochester at Milw.    | L 69-85         | 26-8  |         |                          |               |       |
| Jan. 8  | @ Syracuse              | L 67-75         | 26-9  |         |                          |               |       |
| Jan. 10 | Fort Wayne at St. Paul  | W 84-79         | 27-9  |         |                          |               |       |
| Jan. 11 | New York                | W 85-79         | 28-9  |         |                          |               |       |
| Jan. 14 | @ Baltimore             | W 112-104 (2OT) | 29-9  |         |                          |               |       |



# 1953-54 MINNEAPOLIS LAKERS



## 46-26 - 1ST IN WESTERN DIVISION

**Head Coach:** John Kundla  
**Standing:** Slater Martin, Frank Saul, Jim Holstein,  
 Jim Pollard, Clyde Lovellette,  
 George Mikan, Vern Mikkelsen,  
 Dick Schnittker, Whitey Skoog  
**Not pictured:** James Fritsche, Bob Harrison



*NBA Champions*

### 1953-54 REGULAR SEASON STATISTICS / GAME-BY-GAME RESULTS

|            | G  | Min. | FGM | FGA  | Pct. | FTM | FTA | Pct. | Reb. | Ast. | PF  | Dq. | SCORING |      |
|------------|----|------|-----|------|------|-----|-----|------|------|------|-----|-----|---------|------|
|            |    |      |     |      |      |     |     |      |      |      |     |     | Pts.    | Avg. |
| Mikan      | 72 | 2362 | 441 | 1160 | .380 | 424 | 546 | .777 | 1028 | 174  | 268 | 4   | 1306    | 18.1 |
| Pollard    | 71 | 2483 | 326 | 882  | .370 | 179 | 230 | .778 | 500  | 214  | 161 | 0   | 831     | 11.7 |
| Mikkelsen  | 72 | 2247 | 288 | 771  | .374 | 221 | 298 | .742 | 615  | 119  | 264 | 7   | 797     | 11.1 |
| Martin     | 69 | 2472 | 254 | 654  | .388 | 176 | 243 | .724 | 166  | 253  | 198 | 3   | 684     | 9.9  |
| Lovellette | 72 | 1255 | 237 | 560  | .423 | 114 | 164 | .695 | 419  | 51   | 210 | 2   | 588     | 8.2  |
| Skoog      | 71 | 1877 | 212 | 530  | .400 | 72  | 97  | .742 | 224  | 179  | 234 | 5   | 496     | 7.0  |
| Saul       | 71 | 1905 | 162 | 467  | .347 | 128 | 170 | .753 | 159  | 139  | 149 | 3   | 452     | 6.4  |
| Harrison*  | 64 | 1443 | 144 | 449  | .321 | 94  | 158 | .595 | 130  | 139  | 218 | -   | 382     | 6.0  |
| Schnittker | 71 | 1040 | 122 | 307  | .397 | 86  | 132 | .652 | 178  | 59   | 178 | 3   | 330     | 4.6  |
| Fritsche** | 68 | 1221 | 116 | 379  | .306 | 49  | 68  | .721 | 217  | 73   | 103 | 0   | 281     | 4.1  |
| Holstein   | 70 | 1155 | 88  | 288  | .306 | 64  | 112 | .571 | 204  | 79   | 140 | 0   | 240     | 3.4  |

\*Harrison - Played with Minneapolis, Milwaukee (totals w/ both teams). \*\*Fritsche - Played with Minneapolis, Baltimore (totals w/ both teams).

| DATE    | OPPONENT               | BOX SCORE     | W / L | DATE    | OPPONENT                 | BOX SCORE | W / L |
|---------|------------------------|---------------|-------|---------|--------------------------|-----------|-------|
| Oct. 30 | @ Milwaukee            | L 59-69       | 0-1   | Jan. 18 | Milwaukee at KC, MO      | W 91-72   | 24-15 |
| Oct. 31 | @ New York             | L 67-91       | 0-2   | Jan. 23 | Fort Wayne               | W 75-72   | 25-15 |
| Nov. 1  | @ Boston               | W 84-79       | 1-2   | Jan. 26 | @ Milwaukee              | W 84-69   | 26-15 |
| Nov. 4  | @ Baltimore            | W 77-75       | 2-2   | Jan. 27 | Baltimore                | W 76-73   | 27-15 |
| Nov. 5  | @ Syracuse             | W 77-65       | 3-2   | Jan. 28 | Baltimore at Grand Forks | W 104-82  | 28-15 |
| Nov. 7  | New York               | W 70-62       | 4-2   | Jan. 30 | Milwaukee                | W 80-64   | 29-15 |
| Nov. 10 | @ Ft. Wayne at Milw.   | L 62-78       | 4-3   | Jan. 31 | Boston                   | W 82-67   | 30-15 |
| Nov. 13 | @ Milwaukee            | W 92-84       | 5-3   | Feb. 2  | @ Rochester              | W 87-78   | 31-15 |
| Nov. 14 | @ Rochester            | L 91-98 (3OT) | 5-4   | Feb. 3  | New York at Boston       | W 91-79   | 32-15 |
| Nov. 15 | Boston at NYC          | W 89-74       | 6-4   | Feb. 4  | @ Baltimore              | W 82-70   | 33-15 |
| Nov. 17 | Fort Wayne at Buffalo  | W 83-66       | 7-4   | Feb. 6  | Philadelphia             | W 97-94   | 34-15 |
| Nov. 19 | @ Philadelphia         | W 107-79      | 8-4   | Feb. 7  | @ Fort Wayne             | L 83-90   | 34-16 |
| Nov. 21 | Rochester              | W 76-70       | 9-4   | Feb. 8  | Philadelphia at Spencer  | W 106-91  | 35-16 |
| Nov. 22 | Milwaukee at Ft. Wayne | W 57-55       | 10-4  | Feb. 9  | Philadelphia at Huron    | W 70-67   | 36-16 |
| Nov. 26 | Philadelphia           | W 88-80       | 11-4  | Feb. 11 | Baltimore                | W 110-82  | 37-16 |
| Nov. 29 | Boston                 | W 95-82       | 12-4  | Feb. 12 | @ Milwaukee at Toledo    | L 73-100  | 37-17 |
| Dec. 3  | Syracuse at Moorhead   | W 87-74       | 13-4  | Feb. 13 | Phila. at Grand Rapids   | W 86-77   | 38-17 |
| Dec. 5  | Syracuse               | W 90-80       | 14-4  | Feb. 14 | Rochester                | W 105-77  | 39-17 |
| Dec. 12 | New York               | W 71-67       | 15-4  | Feb. 16 | Rochester at Hibbing     | W 85-79   | 40-17 |
| Dec. 13 | @ Roch. at Ft. Wayne   | L 70-87       | 15-5  | Feb. 18 | Boston                   | L 92-105  | 40-18 |
| Dec. 15 | @ New York             | L 79-80       | 15-6  | Feb. 20 | Syracuse                 | W 83-68   | 41-18 |
| Dec. 16 | Milwaukee at Boston    | W 69-63       | 16-6  | Feb. 21 | @ Syracuse               | L 72-100  | 41-19 |
| Dec. 17 | @ Baltimore            | L 64-75       | 16-7  | Feb. 22 | @ Phil. at New Haven     | L 72-79   | 41-20 |
| Dec. 19 | @ Rochester            | W 91-78       | 17-7  | Feb. 23 | @ New York               | W 100-82  | 42-20 |
| Dec. 20 | @ Syracuse             | L 76-81       | 17-8  | Feb. 25 | @ Philadelphia           | L 72-81   | 42-21 |
| Dec. 25 | Baltimore at St. Paul  | L 78-88       | 17-9  | Feb. 27 | @ Baltimore              | W 95-85   | 43-21 |
| Dec. 26 | Fort Wayne             | W 77-71       | 18-9  | Feb. 28 | @ Fort Wayne             | L 77-94   | 43-22 |
| Dec. 27 | @ Fort Wayne           | W 79-75       | 19-9  | Mar. 2  | Syracuse at St. Paul     | W 91-87   | 44-22 |
| Dec. 30 | Fort Wayne             | L 80-97       | 19-10 | Mar. 5  | @ Boston                 | L 106-128 | 44-23 |
| Jan. 2  | New York               | W 78-74       | 20-10 | Mar. 6  | @ Rochester              | L 59-74   | 44-24 |
| Jan. 4  | @ Rochester at Chicago | L 84-85       | 20-11 | Mar. 7  | Milwaukee                | W 65-63   | 45-24 |
| Jan. 7  | Rochester              | W 89-71       | 21-11 | Mar. 9  | @ Rochester at Ind.      | L 61-70   | 45-25 |
| Jan. 9  | @ Milwaukee            | W 78-67       | 22-11 | Mar. 10 | New York                 | L 76-85   | 45-26 |
| Jan. 10 | Boston                 | W 99-85       | 23-11 | Mar. 13 | Fort Wayne               | W 93-66   | 46-26 |
| Jan. 13 | @ Boston               | L 84-88       | 23-12 |         |                          |           |       |
| Jan. 14 | @ Syracuse             | L 71-96       | 23-13 |         |                          |           |       |
| Jan. 16 | Milwaukee              | L 58-64       | 23-14 |         |                          |           |       |
| Jan. 17 | @ Fort Wayne           | L 83-86       | 23-15 |         |                          |           |       |

\* Overtime games as available





# 1954-55 MINNEAPOLIS LAKERS



## 40-32 - 2ND IN WESTERN DIVISION

Head Coach: John Kundla  
 Players: Robert Carney, Lew Hitch, Jim Holstein,  
 Ed Kalafat, Clyde Lovellette, Slater Martin,  
 Vern Mikkelsen, Jim Pollard, Dick Schnittker,  
 Whitey Skoog, Don Sunderlage, Bobby Watson

### 1954-55 REGULAR SEASON STATISTICS / GAME-BY-GAME RESULTS

|            | G  | Min. | FGM | FGA  | Pct. | FTM | FTA | Pct. | Reb. | Ast. | PF  | Dq. | SCORING |      |
|------------|----|------|-----|------|------|-----|-----|------|------|------|-----|-----|---------|------|
|            |    |      |     |      |      |     |     |      |      |      |     |     | Pts.    | Avg. |
| Mikkelsen  | 71 | 2559 | 440 | 1043 | .422 | 447 | 598 | .747 | 722  | 145  | 319 | 14  | 1327    | 18.7 |
| Lovellette | 70 | 2361 | 519 | 1192 | .435 | 273 | 398 | .686 | 802  | 100  | 262 | 6   | 1311    | 18.7 |
| Martin     | 72 | 2784 | 350 | 919  | .381 | 276 | 359 | .769 | 260  | 427  | 221 | 7   | 976     | 13.6 |
| Skoog      | 72 | 2365 | 330 | 836  | .395 | 125 | 155 | .806 | 303  | 251  | 265 | 10  | 785     | 10.9 |
| Schnittker | 72 | 1798 | 226 | 583  | .388 | 298 | 362 | .823 | 349  | 114  | 231 | 7   | 750     | 10.4 |
| Pollard    | 63 | 1960 | 265 | 749  | .354 | 151 | 186 | .812 | 458  | 160  | 147 | 3   | 681     | 10.8 |
| Hitch*     | 74 | 1774 | 167 | 417  | .400 | 115 | 169 | .680 | 438  | 125  | 110 | 0   | 449     | 6.1  |
| Kalafat    | 72 | 1102 | 118 | 375  | .315 | 111 | 168 | .661 | 317  | 75   | 205 | 9   | 347     | 4.8  |
| Holstein   | 62 | 980  | 107 | 330  | .324 | 67  | 94  | .713 | 206  | 58   | 107 | 0   | 281     | 4.5  |
| Watson**   | 63 | 702  | 72  | 223  | .323 | 31  | 45  | .689 | 87   | 79   | 67  | 0   | 175     | 2.8  |
| Sunderlage | 45 | 404  | 33  | 133  | .248 | 48  | 73  | .658 | 56   | 37   | 57  | 0   | 114     | 2.5  |
| Carney     | 19 | 244  | 24  | 64   | .375 | 21  | 40  | .525 | 45   | 16   | 36  | 0   | 69      | 3.6  |

\*Hitch - Played with Milwaukee, Minneapolis (totals w/ both teams). \*\*Watson - Played with Minneapolis, Milwaukee (totals w/ both teams).

| DATE    | OPPONENT                | BOX SCORE      | W / L | DATE    | OPPONENT                 | BOX SCORE      | W / L |
|---------|-------------------------|----------------|-------|---------|--------------------------|----------------|-------|
| Oct. 30 | @ New York              | L 83-94        | 0-1   | Jan. 16 | Philadelphia             | W 106-98       | 20-19 |
| Oct. 31 | @ Syracuse              | W 97-94        | 1-1   | Jan. 19 | Milw. at New Orleans     | W 95-81        | 21-19 |
| Nov. 6  | Milwaukee at Buffalo    | W 79-67        | 2-1   | Jan. 20 | Milw. at Shreveport      | W 97-90        | 22-19 |
| Nov. 7  | New York                | L 93-103 (OT)  | 2-2   | Jan. 21 | Milw. at Baton Rouge     | W 100-92       | 23-19 |
| Nov. 14 | Syracuse                | W 99-92        | 3-2   | Jan. 23 | Milwaukee                | W 82-79        | 24-19 |
| Nov. 25 | Rochester               | W 95-84        | 4-2   | Jan. 27 | @ Milwaukee at Huron     | L 79-85        | 24-20 |
| Nov. 27 | @ Fort Wayne            | L 81-97        | 4-3   | Jan. 29 | Fort Wayne               | W 100-91       | 25-20 |
| Nov. 28 | Boston                  | W 115-108      | 5-3   | Jan. 30 | @ Fort Wayne             | L 92-99        | 25-21 |
| Nov. 30 | @ Ft. Wayne at NYC      | L 90-92        | 5-4   | Feb. 2  | New York at St. Paul     | W 96-81        | 26-21 |
| Dec. 1  | @ Philadelphia          | W 91-88        | 6-4   | Feb. 3  | New York                 | W 90-83        | 27-21 |
| Dec. 2  | @ Milw. at Ft. Wayne    | L 108-117      | 6-5   | Feb. 5  | Milwaukee at Waterloo    | W 103-87       | 28-21 |
| Dec. 4  | @ Milwaukee             | L 88-95        | 6-6   | Feb. 6  | Milwaukee                | L 99-101       | 28-22 |
| Dec. 5  | Milwaukee               | W 104-102 (OT) | 7-6   | Feb. 8  | @ New York               | L 95-98        | 28-23 |
| Dec. 7  | @ New York              | L 89-97        | 7-7   | Feb. 9  | @ New York at Boston     | L 112-118      | 28-24 |
| Dec. 8  | @ Boston                | W 101-99       | 8-7   | Feb. 10 | @ Syracuse               | L 81-85        | 28-25 |
| Dec. 11 | @ Rochester             | W 91-83        | 9-7   | Feb. 12 | @ Rochester              | W 96-95        | 29-25 |
| Dec. 12 | New York                | W 80-73        | 10-7  | Feb. 13 | Philadelphia             | W 103-93       | 30-25 |
| Dec. 14 | @ Boston at NYC         | L 108-115      | 10-8  | Feb. 19 | Fort Wayne               | W 98-92        | 31-25 |
| Dec. 15 | @ Rochester at Buffalo  | L 97-99 (OT)   | 10-9  | Feb. 20 | Rochester                | W 105-92       | 32-25 |
| Dec. 18 | Syracuse                | W 86-83        | 11-9  | Feb. 21 | Rochester at Spencer     | W 112-110      | 33-25 |
| Dec. 19 | @ Syracuse              | L 93-108       | 11-10 | Feb. 23 | @ Ft. Wayne at St. Louis | L 97-120       | 33-26 |
| Dec. 25 | Philadelphia            | W 99-91        | 12-10 | Feb. 24 | Boston                   | W 112-98       | 34-26 |
| Dec. 26 | Boston                  | W 87-82        | 13-10 | Feb. 25 | @ Boston at Moorhead     | L 104-107      | 34-27 |
| Dec. 29 | @ Boston at Hibbing     | W 129-118 (OT) | 14-10 | Feb. 26 | Fort Wayne               | L 89-90        | 34-28 |
| Dec. 30 | @ Fort Wayne at Minot   | L 76-93        | 14-11 | Feb. 27 | Rochester                | W 93-84        | 35-28 |
| Dec. 31 | @ Fort Wayne            | W 103-91       | 15-11 | Feb. 28 | Fort Wayne at St. Paul   | L 88-90        | 35-29 |
| Jan. 2  | Rochester               | L 100-102      | 15-12 | Mar. 3  | @ Roch. at Ft. Wayne     | L 76-83        | 35-30 |
| Jan. 3  | Philadelphia at Chicago | W 76-74        | 16-12 | Mar. 4  | @ Boston                 | W 121-106      | 36-30 |
| Jan. 4  | @ Fort Wayne at Elkhart | L 92-93        | 16-13 | Mar. 5  | @ Rochester              | W 107-104 (OT) | 37-30 |
| Jan. 5  | @ Philadelphia          | L 85-106       | 16-14 | Mar. 6  | Milwaukee                | L 98-100       | 37-31 |
| Jan. 6  | @ Syracuse              | W 117-106      | 17-14 | Mar. 7  | New York at Boston       | W 97-96        | 38-31 |
| Jan. 8  | Syracuse                | L 97-100       | 17-15 | Mar. 9  | @ Philadelphia           | L 89-102       | 38-32 |
| Jan. 9  | @ Fort Wayne            | L 86-89        | 17-16 | Mar. 10 | @ Syracuse at NYC        | W 96-93        | 39-32 |
| Jan. 11 | Syracuse                | W 93-82        | 18-16 | Mar. 12 | Phila. at Des Moines     | W 86-78        | 40-32 |
| Jan. 12 | @ Rochester             | W 102-88       | 19-16 |         |                          |                |       |
| Jan. 13 | @ Philadelphia          | L 96-102 (OT)  | 19-17 |         |                          |                |       |
| Jan. 14 | @ Boston                | L 95-100       | 19-18 |         |                          |                |       |
| Jan. 15 | @ Rochester             | L 90-93        | 19-19 |         |                          |                |       |



# 1955-56 MINNEAPOLIS LAKERS



## 33-39 - 3RD IN WESTERN DIVISION

Head Coach: John Kundla

Players: Ron Feireisel, Dick Garmaker, Lew Hitch, Johnny Horan, Ed Kalafat, Clyde Lovellette, Slater Martin, Charles Mencil, George Mikán, Vern Mikkelsen, Dick Schnittker, Whitey Skoog, \*Bob Williams



### 1955-56 REGULAR SEASON STATISTICS / GAME-BY-GAME RESULTS

|            | G  | Min. | FGM | FGA  | Pct. | FTM | FTA | Pct. | Reb. | Ast. | PF  | Dq. | SCORING |      |
|------------|----|------|-----|------|------|-----|-----|------|------|------|-----|-----|---------|------|
|            |    |      |     |      |      |     |     |      |      |      |     |     | Pts.    | Avg. |
| Lovellette | 71 | 2518 | 594 | 1370 | .434 | 338 | 469 | .721 | 932  | 104  | 245 | 5   | 1526    | 21.5 |
| Mikkelsen  | 72 | 2100 | 317 | 821  | .386 | 328 | 408 | .804 | 608  | 173  | 319 | 17  | 962     | 13.4 |
| Martin     | 72 | 2838 | 309 | 863  | .358 | 329 | 395 | .833 | 260  | 445  | 202 | 2   | 947     | 13.2 |
| Skoog      | 72 | 2311 | 340 | 854  | .398 | 155 | 193 | .803 | 291  | 255  | 232 | 5   | 835     | 11.6 |
| Schnittker | 72 | 1930 | 254 | 647  | .393 | 304 | 355 | .856 | 296  | 142  | 253 | 4   | 812     | 11.3 |
| Kalafat    | 72 | 1639 | 194 | 540  | .359 | 186 | 252 | .738 | 440  | 130  | 236 | 2   | 574     | 8.0  |
| Mikan      | 37 | 765  | 148 | 375  | .395 | 94  | 122 | .770 | 308  | 53   | 153 | 6   | 390     | 10.5 |
| Garmaker   | 68 | 870  | 138 | 373  | .370 | 112 | 139 | .806 | 132  | 104  | 127 | 0   | 388     | 5.7  |
| Mencil     | 69 | 973  | 120 | 375  | .320 | 78  | 96  | .813 | 110  | 132  | 74  | 1   | 318     | 4.6  |
| Hitch      | 69 | 1129 | 94  | 235  | .400 | 100 | 132 | .758 | 283  | 77   | 85  | 0   | 288     | 4.2  |
| Williams   | 20 | 173  | 21  | 46   | .457 | 24  | 45  | .533 | 54   | 7    | 36  | 1   | 66      | 3.3  |
| Feireisel  | 10 | 59   | 8   | 28   | .286 | 14  | 16  | .875 | 6    | 6    | 9   | 0   | 30      | 3.0  |
| Horan†     | 12 | 50   | 4   | 16   | .250 | 4   | 5   | .800 | 6    | 1    | 7   | 0   | 12      | 1.0  |

†Totals with Lakers only.

| DATE    | OPPONENT                | BOX SCORE       | W / L | DATE    | OPPONENT                 | BOX SCORE | W / L |
|---------|-------------------------|-----------------|-------|---------|--------------------------|-----------|-------|
| Nov. 5  | @ St. Louis             | L 89-101        | 0-1   | Jan. 18 | Philadelphia at St. Paul | W 105-94  | 17-22 |
| Nov. 6  | @ Fort Wayne            | W 96-95         | 1-1   | Jan. 19 | @ Syracuse               | L 100-122 | 17-23 |
| Nov. 9  | @ Philadelphia          | L 106-117       | 1-2   | Jan. 20 | @ New York at Boston     | L 109-122 | 17-24 |
| Nov. 10 | @ New York              | L 105-112       | 1-3   | Jan. 21 | @ New York               | W 109-89  | 18-24 |
| Nov. 11 | @ Boston                | L 75-119        | 1-4   | Jan. 22 | New York                 | L 95-100  | 18-25 |
| Nov. 12 | @ Phila. at Hershey     | L 89-100        | 1-5   | Jan. 25 | New York                 | W 104-95  | 19-25 |
| Nov. 16 | @ Syracuse              | L 91-105        | 1-6   | Jan. 28 | Philadelphia             | L 85-108  | 19-26 |
| Nov. 19 | @ Rochester             | W 91-90         | 2-6   | Jan. 29 | St. Louis                | L 107-114 | 19-27 |
| Nov. 20 | Rochester               | L 96-104        | 2-7   | Jan. 31 | Rochester at St. Louis   | W 92-86   | 20-27 |
| Nov. 24 | St. Louis               | W 107-99        | 3-7   | Feb. 1  | Boston                   | W 107-106 | 21-27 |
| Nov. 26 | @ St. Louis             | L 95-104        | 3-8   | Feb. 2  | @ Boston at St. Louis    | L 101-102 | 21-28 |
| Nov. 27 | Philadelphia            | W 99-94         | 4-8   | Feb. 5  | Rochester                | L 109-121 | 21-29 |
| Nov. 30 | @ St. Louis at Roch.    | L 97-99         | 4-9   | Feb. 8  | Fort Wayne               | W 106-82  | 22-29 |
| Dec. 1  | New York at Phila.      | W 97-90         | 5-9   | Feb. 11 | Philadelphia             | L 102-117 | 22-30 |
| Dec. 3  | @ Syracuse              | L 103-114       | 5-10  | Feb. 12 | @ Fort Wayne             | L 78-82   | 22-31 |
| Dec. 4  | Syracuse                | L 96-102        | 5-11  | Feb. 12 | Rochester at St. Louis   | W 110-79  | 23-31 |
| Dec. 6  | @ Philadelphia at NYC   | L 103-116       | 5-12  | Feb. 15 | New York at St. Paul     | W 113-102 | 24-31 |
| Dec. 7  | @ Rochester             | L 79-92         | 5-13  | Feb. 17 | @ Philadelphia           | L 111-134 | 24-32 |
| Dec. 10 | @ Boston                | L 102-118       | 5-14  | Feb. 18 | @ Rochester              | W 119-99  | 25-32 |
| Dec. 13 | @ New York              | L 91-98         | 5-15  | Feb. 19 | Rochester                | W 100-93  | 26-32 |
| Dec. 14 | Fort Wayne at Boston    | W 98-85         | 6-15  | Feb. 22 | Boston                   | L 90-93   | 26-33 |
| Dec. 15 | @ Syracuse              | W 135-133 (3OT) | 7-15  | Feb. 26 | Fort Wayne               | L 90-95   | 26-34 |
| Dec. 17 | Rochester               | W 94-92         | 8-15  | Feb. 29 | Syracuse at St. Paul     | W 98-94   | 27-34 |
| Dec. 18 | @ Fort Wayne            | L 86-96         | 8-16  | Mar. 1  | @ Philadelphia           | W 102-100 | 28-34 |
| Dec. 20 | @ Boston at NYC         | L 104-111       | 8-17  | Mar. 2  | @ Boston                 | L 113-119 | 28-35 |
| Dec. 25 | Boston                  | L 112-115       | 8-18  | Mar. 3  | @ Rochester              | L 90-94   | 28-36 |
| Dec. 28 | St. Louis               | L 90-111        | 8-19  | Mar. 4  | St. Louis                | W 113-84  | 29-36 |
| Dec. 29 | St. Louis at Ft. Wayne  | W 74-71         | 9-19  | Mar. 7  | Fort Wayne               | W 98-95   | 30-36 |
| Jan. 1  | Syracuse                | L 80-85         | 9-20  | Mar. 8  | @ Fort Wayne             | L 82-100  | 30-37 |
| Jan. 2  | Fort Wayne at St. Louis | W 95-89         | 10-20 | Mar. 9  | @ St. Louis              | L 102-103 | 30-38 |
| Jan. 4  | St. Louis at St. Paul   | W 94-76         | 11-20 | Mar. 10 | @ St. Louis              | L 97-105  | 30-39 |
| Jan. 7  | @ Rochester             | L 98-103        | 11-21 | Mar. 11 | Rochester                | W 126-98  | 31-39 |
| Jan. 8  | Syracuse                | W 99-91         | 12-21 | Mar. 13 | New York at Moorhead     | W 102-89  | 32-39 |
| Jan. 10 | Syracuse at Ft. Wayne   | W 90-79         | 13-21 | Mar. 14 | Fort Wayne               | W 100-96  | 33-39 |
| Jan. 11 | Boston at St. Paul      | W 114-110       | 14-21 |         |                          |           |       |
| Jan. 14 | Fort Wayne              | W 117-94        | 15-21 |         |                          |           |       |
| Jan. 15 | @ Fort Wayne            | L 99-104        | 15-22 |         |                          |           |       |
| Jan. 17 | St. Louis at KC, MO     | W 97-86         | 16-22 |         |                          |           |       |

\* Overtime games as available; \* First African-American Player in Lakers History



# 1956-57 MINNEAPOLIS LAKERS



## 34-38 - 2ND IN WESTERN DIVISION

Head Coach: John Kundla  
 Players: Walter Dukes, Dick Garmaker, Ed Kalafat,  
 Bob Leonard, Clyde Lovellette,  
 Charles Mencil, Vern Mikkelsen,  
 Jim Paxson, Dick Schnittker,  
 Whitey Skoog, \*Bob Williams

### 1956-57 REGULAR SEASON STATISTICS / GAME-BY-GAME RESULTS

|            | G  | Min. | FGM | FGA  | Pct. | FTM | FTA | Pct. | Reb. | Ast. | PF  | Dq. | SCORING |      |
|------------|----|------|-----|------|------|-----|-----|------|------|------|-----|-----|---------|------|
|            |    |      |     |      |      |     |     |      |      |      |     |     | Pts.    | Avg. |
| Lovellette | 69 | 2432 | 574 | 1348 | .426 | 286 | 399 | .717 | 932  | 139  | 251 | 4   | 1434    | 20.8 |
| Garmaker   | 72 | 2406 | 406 | 1015 | .400 | 365 | 435 | .839 | 336  | 190  | 199 | 1   | 1177    | 16.3 |
| Mikkelsen  | 72 | 2198 | 322 | 854  | .377 | 342 | 424 | .807 | 630  | 121  | 312 | 18  | 986     | 13.7 |
| Leonard    | 72 | 1943 | 303 | 867  | .349 | 186 | 241 | .772 | 220  | 169  | 140 | 0   | 792     | 11.0 |
| Dukes      | 71 | 1866 | 228 | 626  | .364 | 264 | 383 | .689 | 794  | 54   | 273 | 10  | 720     | 10.1 |
| Mencil     | 72 | 1848 | 243 | 688  | .353 | 179 | 240 | .746 | 237  | 201  | 95  | 0   | 665     | 9.2  |
| Kalafat    | 65 | 1617 | 178 | 507  | .351 | 197 | 298 | .661 | 425  | 105  | 243 | 9   | 553     | 8.5  |
| Paxson     | 71 | 1274 | 138 | 485  | .285 | 170 | 236 | .720 | 266  | 86   | 163 | 3   | 446     | 6.3  |
| Schnittker | 70 | 997  | 113 | 351  | .322 | 160 | 193 | .829 | 185  | 52   | 144 | 3   | 386     | 5.5  |
| Skoog      | 23 | 656  | 78  | 220  | .355 | 44  | 47  | .936 | 72   | 76   | 65  | 1   | 200     | 8.7  |
| Williams   | 4  | 20   | 1   | 4    | .250 | 2   | 3   | .667 | 5    | 0    | 2   | 0   | 4       | 1.0  |

| DATE    | OPPONENT                  | BOX SCORE      | W / L | DATE    | OPPONENT                 | BOX SCORE      | W / L |
|---------|---------------------------|----------------|-------|---------|--------------------------|----------------|-------|
| Oct. 27 | @ St. Louis               | L 75-97        | 0-1   | Jan. 13 | Boston                   | W 104-87       | 18-21 |
| Oct. 28 | @ Fort Wayne              | L 88-94        | 0-2   | Jan. 17 | @ New York at LaCrosse   | L 93-94        | 18-22 |
| Nov. 1  | Rochester at Johnstown    | W 97-88        | 1-2   | Jan. 20 | Rochester                | W 114-107      | 19-22 |
| Nov. 3  | @ Rochester               | W 95-85        | 2-2   | Jan. 23 | Rochester at Louisville  | W 107-99       | 20-22 |
| Nov. 4  | Rochester                 | W 88-87        | 3-2   | Jan. 25 | @ Boston                 | L 106-115      | 20-23 |
| Nov. 10 | @ Boston                  | L 110-117      | 3-3   | Jan. 26 | @ New York               | L 107-122      | 20-24 |
| Nov. 11 | @ Rochester at NYC        | L 82-94        | 3-4   | Jan. 27 | @ Syracuse               | L 93-94        | 20-25 |
| Nov. 14 | Boston at Rochester       | W 113-97       | 4-4   | Jan. 28 | @ Syracuse at Boston     | L 96-112       | 20-26 |
| Nov. 15 | @ Syracuse                | W 103-96       | 5-4   | Jan. 29 | @ Boston at NYC          | L 91-103       | 20-27 |
| Nov. 16 | @ Philadelphia            | L 97-123       | 5-5   | Jan. 31 | Fort Wayne               | L 107-111      | 20-28 |
| Nov. 18 | Fort Wayne                | L 107-111      | 5-6   | Feb. 2  | St. Louis                | L 97-106       | 20-29 |
| Nov. 22 | Syracuse                  | W 111-78       | 6-6   | Feb. 3  | @ St. Louis              | L 85-102       | 20-30 |
| Nov. 24 | @ St. Louis               | W 104-102 (OT) | 7-6   | Feb. 6  | Philadelphia             | W 101-100      | 21-30 |
| Nov. 25 | St. Louis                 | L 94-95        | 7-7   | Feb. 9  | Fort Wayne               | W 99-92        | 22-30 |
| Nov. 27 | Philadelphia at St. Louis | W 113-98       | 8-7   | Feb. 10 | @ Fort Wayne             | L 100-113      | 22-31 |
| Nov. 28 | @ Boston at Louisville    | L 93-105       | 8-8   | Feb. 12 | @ St. Louis at KC, MO    | W 110-105      | 23-31 |
| Dec. 1  | @ Rochester               | L 83-95        | 8-9   | Feb. 13 | Boston                   | W 115-114      | 24-31 |
| Dec. 2  | Philadelphia              | W 106-96       | 9-9   | Feb. 14 | New York at Ft. Wayne    | W 99-97        | 25-31 |
| Dec. 4  | @ New York                | L 88-101       | 9-10  | Feb. 15 | @ Phila. at Camden       | L 104-105      | 25-32 |
| Dec. 6  | St. Louis at Phila.       | W 103-96       | 10-10 | Feb. 16 | @ New York               | L 112-120      | 25-33 |
| Dec. 7  | @ Boston                  | L 114-121      | 10-11 | Feb. 17 | St. Louis                | L 115-118 (OT) | 25-34 |
| Dec. 9  | New York                  | L 111-100      | 10-12 | Feb. 20 | Rochester                | W 111-103      | 26-34 |
| Dec. 11 | @ Philadelphia            | L 111-114      | 10-13 | Feb. 23 | Syracuse                 | L 101-103      | 26-35 |
| Dec. 12 | New York at Boston        | W 121-103      | 11-13 | Feb. 24 | Fort Wayne               | W 123-115      | 27-35 |
| Dec. 16 | Rochester                 | W 101-97       | 12-13 | Feb. 25 | @ St. Louis at Ft. Wayne | L 94-110       | 27-36 |
| Dec. 20 | Roch. at Saratoga Sp.     | W 105-103      | 13-13 | Feb. 26 | @ Syracuse               | L 108-120      | 27-37 |
| Dec. 22 | @ Rochester               | L 101-115      | 13-14 | Feb. 28 | @ Philadelphia           | L 112-129      | 27-38 |
| Dec. 23 | @ Syracuse                | L 97-107       | 13-15 | Mar. 1  | Rochester at Boston      | W 125-117      | 28-38 |
| Dec. 25 | Fort Wayne at Roch.       | W 100-89       | 14-15 | Mar. 3  | New York                 | W 119-108      | 29-38 |
| Dec. 27 | @ Fort Wayne              | L 93-120       | 14-16 | Mar. 7  | Boston                   | W 109-104      | 30-38 |
| Dec. 29 | St. Louis                 | L 92-95        | 14-17 | Mar. 8  | @ Fort Wayne             | W 101-97       | 31-38 |
| Dec. 30 | @ St. Louis               | L 93-100       | 14-18 | Mar. 10 | St. Louis                | W 117-104      | 32-38 |
| Jan. 3  | @ Fort Wayne              | L 102-104      | 14-19 | Mar. 12 | Philadelphia at St. Paul | W 100-94       | 33-38 |
| Jan. 6  | New York                  | L 101-111      | 14-20 | Mar. 13 | Philadelphia             | W 114-97       | 34-38 |
| Jan. 8  | @ Ft. Wayne at Winnipeg   | L 86-87        | 14-21 |         |                          |                |       |
| Jan. 9  | Syracuse at Moorhead      | W 93-86        | 15-21 |         |                          |                |       |
| Jan. 10 | @ Syracuse                | W 118-110      | 16-21 |         |                          |                |       |
| Jan. 12 | Fort Wayne at St. Louis   | W 105-87       | 17-21 |         |                          |                |       |





## 19-53 - 4TH IN WESTERN DIVISION

**Head Coach:** George Mikan, John Kundla  
**Players:** George Brown, Bob Burrow, Walter Devlin, Bo Erias, Ed Fleming, Larry Foust, Dick Garmaker, Rod Hundley, McCoy Ingram, Jim Krebs, Bob Leonard, Vern Mikkelsen, Dick Schnittker, Frank Selvy, Art Spoelstra



### 1957-58 REGULAR SEASON STATISTICS / GAME-BY-GAME RESULTS

|            | G  | Min. | FGM | FGA  | Pct. | FTM | FTA | Pct. | Reb. | Ast. | PF  | Dq. | SCORING |      |
|------------|----|------|-----|------|------|-----|-----|------|------|------|-----|-----|---------|------|
|            |    |      |     |      |      |     |     |      |      |      |     |     | Pts.    | Avg. |
| Mikkelsen  | 72 | 2390 | 439 | 1070 | .410 | 370 | 471 | .786 | 805  | 166  | 290 | 20  | 1248    | 17.3 |
| Foust      | 72 | 2200 | 391 | 982  | .398 | 428 | 566 | .756 | 876  | 108  | 299 | 11  | 1210    | 16.8 |
| Garmaker   | 68 | 2216 | 390 | 988  | .395 | 314 | 411 | .764 | 365  | 183  | 190 | 2   | 1094    | 16.1 |
| Leonard    | 66 | 2074 | 266 | 794  | .335 | 205 | 268 | .765 | 237  | 218  | 145 | 0   | 737     | 11.2 |
| Fleming    | 72 | 1686 | 226 | 655  | .345 | 181 | 255 | .710 | 492  | 139  | 222 | 5   | 633     | 8.8  |
| Krebs      | 68 | 1259 | 199 | 527  | .378 | 135 | 176 | .767 | 502  | 27   | 182 | 4   | 533     | 7.8  |
| Devlin     | 70 | 1248 | 170 | 489  | .348 | 133 | 172 | .773 | 132  | 167  | 104 | 1   | 473     | 6.8  |
| Schnittker | 50 | 979  | 128 | 357  | .359 | 201 | 237 | .848 | 211  | 71   | 126 | 5   | 457     | 9.1  |
| Hundley    | 65 | 1154 | 174 | 548  | .318 | 104 | 162 | .642 | 186  | 121  | 99  | 0   | 452     | 7.0  |
| Spoelstra* | 50 | 1098 | 141 | 353  | .399 | 100 | 150 | .667 | 281  | 51   | 183 | -   | 382     | 7.6  |
| Erias      | 18 | 401  | 59  | 170  | .347 | 30  | 47  | .638 | 83   | 26   | 52  | 1   | 148     | 8.2  |
| Selvy†     | 12 | 231  | 28  | 84   | .333 | 20  | 29  | .690 | 35   | 19   | 21  | 0   | 76      | 6.3  |
| Ingram     | 24 | 267  | 27  | 103  | .262 | 13  | 28  | .464 | 116  | 20   | 44  | 1   | 67      | 2.8  |
| Burrow     | 14 | 171  | 22  | 70   | .314 | 11  | 33  | .333 | 64   | 6    | 15  | 0   | 55      | 3.9  |
| Brown      | 1  | 6    | 0   | 2    | .000 | 1   | 2   | .500 | 1    | 0    | 1   | 0   | 1       | 1.0  |

\*Finished with another team. †Totals with Lakers only.

| DATE    | OPPONENT                | BOX SCORE      | W / L | DATE    | OPPONENT                  | BOX SCORE      | W / L |
|---------|-------------------------|----------------|-------|---------|---------------------------|----------------|-------|
| Oct. 26 | @ St. Louis             | L 84-112       | 0-1   | Jan. 12 | @ St. Louis               | L 105-111      | 9-30  |
| Oct. 30 | Detroit                 | L 96-115       | 0-2   | Jan. 16 | @ Cincinnati              | L 108-124      | 9-31  |
| Nov. 1  | @ Syracuse              | L 100-113      | 0-3   | Jan. 17 | St. Louis at Detroit      | W 112-110 (OT) | 10-31 |
| Nov. 2  | @ Philadelphia          | L 108-118      | 0-4   | Jan. 19 | Detroit                   | W 118-111      | 11-31 |
| Nov. 6  | Boston                  | L 94-103       | 0-5   | Jan. 22 | Boston                    | L 87-97        | 11-32 |
| Nov. 8  | @ Phila. at Hershey     | L 108-119      | 0-6   | Jan. 23 | Detroit at St. Pau        | W 128-125 (OT) | 12-32 |
| Nov. 12 | @ Boston at Detroit     | L 104-107      | 0-7   | Jan. 25 | @ New York                | L 116-128      | 12-33 |
| Nov. 13 | New York at St. Paul    | W 124-106      | 1-7   | Jan. 26 | New York                  | L 106-109      | 12-34 |
| Nov. 15 | @ Detroit               | W 112-104      | 2-7   | Jan. 27 | @ New York at Detroit     | L 102-113      | 12-35 |
| Nov. 17 | Syracuse                | L 98-110       | 2-8   | Jan. 30 | Cincinnati                | W 105-104      | 13-35 |
| Nov. 20 | New York                | L 101-105      | 2-9   | Feb. 1  | Syracuse                  | L 91-97        | 13-36 |
| Nov. 21 | @ New York at Detroit   | L 123-124 (OT) | 2-10  | Feb. 2  | Cincinnati                | W 106-95       | 14-36 |
| Nov. 23 | @ Boston                | L 107-131      | 2-11  | Feb. 4  | @ Phila. at Detroit       | L 103-107      | 14-37 |
| Nov. 24 | @ Phila. at Camden      | L 98-105       | 2-12  | Feb. 5  | Philadelphia              | L 102-112      | 14-38 |
| Nov. 26 | @ Detroit at NYC        | L 91-109       | 2-13  | Feb. 7  | @ Boston                  | L 88-114       | 14-39 |
| Nov. 27 | @ Cincinnati at Detroit | L 106-107      | 2-14  | Feb. 8  | @ New York                | L 93-94        | 14-40 |
| Nov. 30 | St. Louis               | W 118-113      | 3-14  | Feb. 9  | @ Cincinnati              | L 104-121      | 14-41 |
| Dec. 1  | @ Cincinnati            | L 89-90        | 3-15  | Feb. 11 | @ Cincinnati at St. Louis | L 103-106      | 14-42 |
| Dec. 3  | @ St. Louis at Detroit  | L 108-115      | 3-16  | Feb. 12 | New York                  | L 97-106       | 14-43 |
| Dec. 4  | Boston                  | L 98-108       | 3-17  | Feb. 14 | St. Louis at St. Paul     | L 100-104      | 14-44 |
| Dec. 7  | Syracuse at St. Paul    | W 121-113      | 4-17  | Feb. 15 | @ Detroit                 | W 111-110      | 15-44 |
| Dec. 10 | @ Syracuse at Detroit   | L 104-114      | 4-18  | Feb. 16 | Philadelphia              | W 106-99       | 16-44 |
| Dec. 11 | Syracuse                | W 110-95       | 5-18  | Feb. 18 | @ St. Louis               | L 98-118       | 16-45 |
| Dec. 15 | St. Louis               | L 118-138      | 5-19  | Feb. 19 | Detroit                   | L 115-117 (OT) | 16-46 |
| Dec. 18 | Philadelphia            | W 108-102      | 6-19  | Feb. 22 | Cincinnati                | W 100-81       | 17-46 |
| Dec. 21 | @ Boston                | L 119-140      | 6-20  | Feb. 23 | @ Cincinnati              | L 93-111       | 17-47 |
| Dec. 22 | @ St. Louis             | L 115-123      | 6-21  | Feb. 24 | @ Phila. at Bethlehem     | L 95-110       | 17-48 |
| Dec. 25 | @ Detroit               | W 106-104      | 7-21  | Feb. 26 | @ Syracuse                | L 90-119       | 17-49 |
| Dec. 28 | Cincinnati              | L 101-112      | 7-22  | Feb. 27 | @ Detroit at Phila.       | L 109-112      | 17-50 |
| Dec. 29 | @ Cincinnati            | W 111-103      | 8-22  | Dec. 29 | Philadelphia              | W 102-92       | 18-50 |
| Dec. 30 | @ St. Louis at Dallas   | L 98-105       | 8-23  | Mar. 6  | Detroit                   | L 116-132      | 18-51 |
| Dec. 31 | @ New York              | L 116-142      | 8-24  | Mar. 8  | @ St. Louis               | L 123-126      | 18-52 |
| Jan. 1  | @ Syracuse              | L 109-120      | 8-25  | Mar. 9  | St. Louis                 | W 107-99       | 19-52 |
| Jan. 5  | @ Boston at Providence  | L 100-113      | 8-26  | Mar. 12 | Cincinnati                | L 89-96        | 19-53 |
| Jan. 8  | Boston at St. Paul      | L 87-107       | 8-27  |         |                           |                |       |
| Jan. 9  | @ Syracuse              | L 122-127      | 8-28  |         |                           |                |       |
| Jan. 10 | Detroit at Philadelphia | W 124-114      | 9-28  |         |                           |                |       |
| Jan. 11 | @ Detroit               | L 102-129      | 9-29  |         |                           |                |       |



\* Overtime games as available



# 1958-59 MINNEAPOLIS LAKERS



## 33-39 - 2ND IN WESTERN DIVISION

Head Coach: John Kundla  
 Players: Elgin Baylor, Boo Ellis, Ed Fleming,  
 Larry Foust, Dick Garmaker,  
 Steve Hamilton, Rod Hundley, Jim Krebs,  
 Bob Leonard, Vern Mikkelsen

*Western Division Champions*

### 1958-59 REGULAR SEASON STATISTICS / GAME-BY-GAME RESULTS

|           | G  | Min. | FGM | FGA  | Pct. | FTM | FTA | Pct. | Reb. | Ast. | PF  | Dq. | Pts. | Avg. |
|-----------|----|------|-----|------|------|-----|-----|------|------|------|-----|-----|------|------|
| Baylor    | 70 | 2855 | 605 | 1482 | .408 | 532 | 685 | .777 | 1050 | 287  | 270 | 4   | 1742 | 24.9 |
| Mikkelsen | 72 | 2139 | 353 | 904  | .390 | 286 | 355 | .806 | 570  | 159  | 246 | 8   | 992  | 13.8 |
| Garmaker  | 72 | 2493 | 350 | 885  | .395 | 284 | 368 | .772 | 325  | 211  | 226 | 3   | 984  | 13.7 |
| Foust     | 72 | 1933 | 301 | 771  | .390 | 280 | 366 | .765 | 627  | 91   | 233 | 5   | 882  | 12.3 |
| Hundley   | 71 | 1664 | 259 | 719  | .360 | 164 | 218 | .752 | 250  | 205  | 139 | 0   | 682  | 9.6  |
| Krebs     | 72 | 1578 | 271 | 679  | .399 | 92  | 123 | .748 | 491  | 50   | 212 | 4   | 634  | 8.8  |
| Leonard   | 58 | 1598 | 206 | 552  | .373 | 120 | 160 | .750 | 178  | 186  | 119 | 0   | 532  | 9.2  |
| Fleming   | 71 | 1132 | 162 | 419  | .387 | 137 | 190 | .721 | 281  | 89   | 148 | 1   | 461  | 6.5  |
| Ellis     | 72 | 1202 | 163 | 379  | .430 | 102 | 144 | .708 | 380  | 59   | 137 | 0   | 428  | 5.9  |
| Hamilton  | 67 | 847  | 109 | 294  | .371 | 74  | 109 | .679 | 220  | 36   | 144 | 2   | 292  | 4.4  |

| DATE    | OPPONENT                  | BOX SCORE       | W / L | DATE    | OPPONENT                 | BOX SCORE | W / L |
|---------|---------------------------|-----------------|-------|---------|--------------------------|-----------|-------|
| Oct. 22 | Cincinnati                | W 99-79         | 1-0   | Jan. 8  | St. Louis at Dallas      | W 95-93   | 16-23 |
| Oct. 25 | @ Cincinnati              | L 94-110        | 1-1   | Jan. 11 | @ Boston at SF           | L 106-109 | 16-24 |
| Oct. 26 | Detroit                   | W 108-100       | 2-1   | Jan. 12 | @ Boston at Seattle      | L 108-117 | 16-25 |
| Oct. 29 | St. Louis                 | L 100-112       | 2-2   | Jan. 13 | @ St. Louis              | L 95-110  | 16-26 |
| Nov. 1  | @ St. Louis               | W 108-101       | 3-2   | Jan. 15 | @ Syracuse               | L 105-111 | 16-27 |
| Nov. 6  | Philadelphia              | W 103-101       | 4-2   | Jan. 16 | @ Cin. at Charleston     | L 91-95   | 16-28 |
| Nov. 8  | New York                  | L 100-108       | 4-3   | Jan. 18 | Philadelphia             | W 119-98  | 17-28 |
| Nov. 9  | @ Syracuse                | L 97-101        | 4-4   | Jan. 25 | @ Philadelphia           | L 111-125 | 17-29 |
| Nov. 11 | @ Boston                  | L 113-116       | 4-5   | Jan. 28 | Syracuse                 | W 112-109 | 18-29 |
| Nov. 13 | @ Detroit at NYC          | L 110-119       | 4-6   | Jan. 29 | @ Syracuse at Houston    | L 91-117  | 18-30 |
| Nov. 15 | @ Philadelphia            | L 101-106       | 4-7   | Jan. 30 | Detroit at St. Louis     | W 88-86   | 19-30 |
| Nov. 16 | @ New York                | L 90-98         | 4-8   | Jan. 31 | @ St. Louis at Detroit   | L 96-120  | 19-31 |
| Nov. 20 | Syracuse                  | W 121-102       | 5-8   | Feb. 7  | Philadelphia             | W 109-97  | 20-31 |
| Nov. 22 | @ St. Louis               | L 109-114       | 5-9   | Feb. 8  | @ Detroit                | W 115-103 | 21-31 |
| Nov. 23 | Detroit                   | L 109-124       | 5-10  | Feb. 9  | New York                 | W 128-122 | 22-31 |
| Nov. 24 | @ Boston at Charlotte     | L 104-123       | 5-11  | Feb. 10 | Cincinnati at Houston    | W 118-100 | 23-31 |
| Nov. 25 | @ Detroit                 | W 98-90         | 6-11  | Feb. 11 | Cincinnati at SF         | W 106-105 | 24-31 |
| Nov. 28 | Cincinnati                | W 114-93        | 7-11  | Feb. 12 | @ Cincinnati at Portland | L 114-119 | 24-32 |
| Nov. 29 | @ Syracuse                | W 108-105       | 8-11  | Feb. 14 | @ St. Louis              | L 96-139  | 24-33 |
| Nov. 30 | @ Cincinnati              | W 84-77         | 9-11  | Feb. 15 | St. Louis                | W 109-98  | 25-33 |
| Dec. 6  | @ Cincinnati at St. Louis | L 128-132 (3OT) | 9-12  | Feb. 17 | @ Detroit                | W 97-90   | 26-33 |
| Dec. 9  | @ New York                | L 97-110        | 9-13  | Feb. 18 | Detroit                  | W 105-95  | 27-33 |
| Dec. 11 | Syracuse                  | L 99-101 (OT)   | 9-14  | Feb. 20 | New York at Detroit      | W 116-106 | 28-33 |
| Dec. 14 | New York                  | L 99-100        | 9-15  | Feb. 22 | @ St. Louis              | L 108-120 | 28-34 |
| Dec. 18 | Detroit                   | W 113-104       | 10-15 | Feb. 25 | Cincinnati at Detroit    | W 116-96  | 29-34 |
| Dec. 20 | Philadelphia              | W 99-88         | 11-15 | Feb. 27 | @ Boston                 | L 139-173 | 29-35 |
| Dec. 25 | @ Detroit at NYC          | L 97-98 (OT)    | 11-16 | Feb. 28 | @ New York               | L 107-112 | 29-36 |
| Dec. 26 | @ Boston at Detroit       | L 99-107        | 11-17 | Mar. 1  | Philadelphia at Camden   | W 100-98  | 30-36 |
| Dec. 27 | Boston                    | L 94-112        | 11-18 | Mar. 3  | @ Boston at Providence   | L 112-119 | 30-37 |
| Dec. 28 | @ Cincinnati              | L 116-120       | 11-19 | Mar. 4  | @ Cincinnati             | L 122-128 | 30-38 |
| Dec. 29 | @ Phila. at St. Louis     | L 93-95         | 11-20 | Mar. 5  | New York at Philadelphia | W 135-115 | 31-38 |
| Dec. 30 | Syracuse at Phila.        | W 118-113       | 12-20 | Mar. 6  | @ Detroit                | W 99-98   | 32-38 |
| Jan. 1  | @ Syracuse                | W 106-105       | 13-20 | Mar. 8  | St. Louis                | W 120-104 | 33-38 |
| Jan. 2  | New York                  | W 107-97        | 14-20 | Mar. 11 | Detroit                  | L 118-123 | 33-39 |
| Jan. 4  | @ Philadelphia            | W 111-95        | 15-20 |         |                          |           |       |
| Jan. 5  | @ Boston                  | L 106-118       | 15-21 |         |                          |           |       |
| Jan. 6  | @ St. Louis at NYC        | L 95-112        | 15-22 |         |                          |           |       |
| Jan. 7  | @ St. Louis at Houston    | L 78-89         | 15-23 |         |                          |           |       |



# 1959-60 MINNEAPOLIS LAKERS



## 25-50 - 3RD IN WESTERN DIVISION

**Head Coach:** John Castellani, Jim Pollard  
**Players:** Elgin Baylor, Boo Ellis, Ray Felix, Ed Fleming, Larry Foust, Dick Garmaker, Steve Hamilton, Tom Hawkins, Rod Hundley, Jim Krebs, Rudy LaRusso, Bob Leonard, Nick Mantis, Frank Selvy, Charlie Share, Ron Sobie, Bobby Smith



### 1959-60 REGULAR SEASON STATISTICS / GAME-BY-GAME RESULTS

|           | G  | Min. | FGM | FGA  | Pct. | FTM | FTA | Pct. | Reb. | Ast. | PF  | Dq. | SCORING |      |
|-----------|----|------|-----|------|------|-----|-----|------|------|------|-----|-----|---------|------|
|           |    |      |     |      |      |     |     |      |      |      |     |     | Pts.    | Avg. |
| Baylor    | 70 | 2873 | 755 | 1781 | .424 | 564 | 770 | .732 | 1150 | 243  | 234 | 2   | 2074    | 29.6 |
| LaRusso   | 71 | 2092 | 355 | 913  | .389 | 265 | 357 | .742 | 679  | 83   | 222 | 8   | 975     | 13.7 |
| Hundley   | 73 | 2279 | 365 | 1019 | .358 | 203 | 273 | .744 | 390  | 338  | 194 | 0   | 933     | 12.8 |
| Foust**   | 72 | 1964 | 312 | 766  | .407 | 253 | 320 | .791 | 621  | 96   | 241 | 7   | 877     | 12.2 |
| Leonard   | 73 | 2074 | 231 | 717  | .322 | 136 | 193 | .705 | 245  | 252  | 171 | 3   | 598     | 8.2  |
| Krebs     | 75 | 1269 | 237 | 605  | .392 | 98  | 136 | .721 | 327  | 38   | 210 | 2   | 572     | 7.6  |
| Hawkins   | 69 | 1467 | 220 | 579  | .380 | 106 | 164 | .646 | 428  | 54   | 188 | 3   | 546     | 7.9  |
| Garmaker* | 44 | 1187 | 198 | 525  | .377 | 117 | 163 | .718 | 189  | 133  | 126 | -   | 513     | 11.7 |
| Selvy†    | 43 | 1091 | 169 | 427  | .396 | 122 | 160 | .763 | 127  | 8    | 76  | -   | 460     | 10.7 |
| Felix†    | 31 | 696  | 105 | 261  | .402 | 51  | 79  | .646 | 258  | 29   | 133 | -   | 261     | 8.4  |
| Ellis     | 46 | 671  | 64  | 185  | .346 | 51  | 76  | .671 | 236  | 27   | 64  | 2   | 179     | 3.9  |
| Fleming   | 27 | 413  | 59  | 141  | .418 | 53  | 69  | .768 | 87   | 38   | 46  | 0   | 171     | 6.3  |
| Share**   | 41 | 651  | 59  | 151  | .391 | 53  | 80  | .663 | 221  | 62   | 142 | 9   | 171     | 4.2  |
| Hamilton  | 15 | 247  | 29  | 77   | .377 | 18  | 23  | .783 | 58   | 7    | 39  | 1   | 76      | 5.1  |
| Smith     | 10 | 130  | 13  | 54   | .241 | 11  | 16  | .688 | 33   | 14   | 10  | 0   | 37      | 3.7  |
| Mantis    | 10 | 71   | 10  | 39   | .256 | 1   | 2   | .500 | 6    | 9    | 8   | 0   | 21      | 2.1  |
| Sobie†    | 1  | 13   | 1   | 4    | .250 | 0   | 1   | .000 | 2    | 2    | 4   | 0   | 2       | 2.0  |

\*Finished season with another team. †Totals with Lakers only. \*\*Share - Played 38 games in St. Louis, 3 games in Minneapolis (totals w/ both teams). \*\*Foust - Played 47 games in Minneapolis, 25 games in St. Louis (totals w/ both teams).

| DATE    | OPPONENT              | BOX SCORE       | W / L | DATE    | OPPONENT                 | BOX SCORE      | W / L |
|---------|-----------------------|-----------------|-------|---------|--------------------------|----------------|-------|
| Oct. 18 | Detroit               | L 105-106       | 0-1   | Jan. 10 | @ Cincinnati             | W 112-106      | 13-26 |
| Oct. 24 | @ St. Louis           | W 94-87         | 1-1   | Jan. 14 | New York at St. Paul     | L 126-131      | 13-27 |
| Oct. 25 | @ Cincinnati          | L 102-103       | 1-2   | Jan. 15 | @ Cincinnati             | L 118-122      | 13-28 |
| Oct. 31 | @ Syracuse            | L 108-117       | 1-3   | Jan. 16 | Detroit at St. Paul      | L 98-105       | 13-29 |
| Nov. 1  | St. Louis             | L 101-138       | 1-4   | Jan. 17 | @ St. Louis              | L 119-135      | 13-30 |
| Nov. 3  | @ NY at St. Louis     | L 93-99         | 1-5   | Jan. 23 | New York                 | L 104-115      | 13-31 |
| Nov. 6  | Detroit               | L 113-118 (2OT) | 1-6   | Jan. 27 | Cincinnati at Detroit    | W 116-112      | 14-31 |
| Nov. 7  | @ Detroit             | W 113-111 (OT)  | 2-6   | Jan. 29 | Syracuse                 | L 112-119      | 14-32 |
| Nov. 8  | Boston                | W 136-115       | 3-6   | Jan. 31 | @ Phil. at San Francisco | L 104-114      | 14-33 |
| Nov. 10 | @ St. Louis           | L 105-134       | 3-7   | Feb. 1  | @ Phil. at LA            | L 96-103       | 14-34 |
| Nov. 12 | @ Detroit at NYC      | L 93-107        | 3-8   | Feb. 3  | @ Boston                 | L 108-128      | 14-35 |
| Nov. 14 | @ Philadelphia        | L 98-104        | 3-9   | Feb. 5  | St. Louis                | L 96-114       | 14-36 |
| Nov. 15 | Phil. at St. Paul     | W 106-100       | 4-9   | Feb. 6  | @ Detroit                | L 101-116      | 14-37 |
| Nov. 18 | New York              | L 105-106       | 4-10  | Feb. 7  | Detroit                  | W 104-102      | 15-37 |
| Nov. 20 | Detroit               | W 105-85        | 5-10  | Feb. 9  | @ Boston at St. Louis    | L 90-129       | 15-38 |
| Nov. 21 | @ Cincinnati          | W 99-93 (OT)    | 6-10  | Feb. 10 | @ Syracuse at NYC        | L 109-110      | 15-39 |
| Nov. 25 | Syracuse              | L 93-100        | 6-11  | Feb. 11 | Cincinnati               | L 108-111      | 15-40 |
| Nov. 26 | @ Cincinnati          | L 95-114        | 6-12  | Feb. 13 | @ Detroit                | W 123-117 (OT) | 16-40 |
| Nov. 28 | @ St. Louis           | L 91-102        | 6-13  | Feb. 14 | Syracuse                 | L 119-121      | 16-41 |
| Nov. 29 | Boston at St. Paul    | L 93-109        | 6-14  | Feb. 16 | @ Boston at NYC          | L 122-130      | 16-42 |
| Dec. 1  | @ New York            | W 103-100       | 7-14  | Feb. 17 | @ St. Louis at Phil.     | L 127-131      | 16-43 |
| Dec. 3  | @ Philadelphia        | L 109-123       | 7-15  | Feb. 19 | St. Louis                | W 111-101      | 17-43 |
| Dec. 4  | @ Detroit             | L 101-120       | 7-16  | Feb. 20 | @ Philadelphia           | L 106-122      | 17-44 |
| Dec. 5  | @ Syracuse            | L 95-108        | 7-17  | Feb. 21 | St. Louis at LA          | W 112-98       | 18-44 |
| Dec. 6  | Boston                | L 104-121       | 7-18  | Feb. 22 | @ St. Louis at LA        | L 103-113      | 18-45 |
| Dec. 8  | @ Syracuse at Seattle | L 89-93         | 7-19  | Feb. 23 | @ New York               | W 117-112      | 19-45 |
| Dec. 9  | Syr. at San Francisco | W 96-86         | 8-19  | Feb. 24 | @ Bos. at College Park   | L 110-131      | 19-46 |
| Dec. 12 | Cincinnati            | L 97-107        | 8-20  | Feb. 25 | Cincinnati at Providence | W 105-95       | 20-46 |
| Dec. 19 | @ Cincinnati          | W 131-113       | 9-20  | Feb. 26 | @ Boston                 | L 111-128      | 20-47 |
| Dec. 25 | @ St. Louis           | L 96-112        | 9-21  | Feb. 27 | Philadelphia             | W 109-91       | 21-47 |
| Dec. 26 | @ Detroit             | W 108-105       | 10-21 | Mar. 1  | @ St. Louis              | L 101-109      | 21-48 |
| Dec. 27 | Detroit               | W 119-109       | 11-21 | Mar. 2  | New York at Boston       | W 123-113      | 22-48 |
| Dec. 28 | @ Boston              | L 104-107       | 11-22 | Mar. 3  | Cincinnati at Phil.      | W 117-114      | 23-48 |
| Dec. 30 | @ Philadelphia        | L 107-122       | 11-23 | Mar. 5  | St. Louis                | L 106-107      | 23-49 |
| Dec. 31 | @ New York            | L 102-127       | 11-24 | Mar. 6  | Cincinnati               | W 114-105      | 24-49 |
| Jan. 1  | Syracuse              | L 98-109        | 11-25 | Mar. 9  | @ Detroit                | L 116-117      | 24-50 |
| Jan. 5  | @ Philadelphia at NYC | L 111-126       | 11-26 | Mar. 10 | New York                 | W 133-108      | 25-50 |
| Jan. 9  | Cincinnati            | W 121-91        | 12-26 |         |                          |                |       |



\* Overtime games as available





# 1960-61 LOS ANGELES LAKERS



## 36-43 - 2ND IN WESTERN DIVISION

**Head Coach:** Fred Schaus  
**Standing:** Jerry West, Rod Hundley, Ron Johnson, Tom Hawkins, Frank Selvy, Bob Leonard  
**Seated:** Elgin Baylor, Jim Krebs, Ray Felix, Rudy LaRusso, Howard Joliff  
**Not pictured:** Gary Alcorn

### 1960-61 REGULAR SEASON STATISTICS / GAME-BY-GAME RESULTS

|          | G  | Min. | FGM | FGA  | Pct. | FTM | FTA | Pct. | Reb. | Ast. | PF  | Dq. | SCORING |      |
|----------|----|------|-----|------|------|-----|-----|------|------|------|-----|-----|---------|------|
|          |    |      |     |      |      |     |     |      |      |      |     |     | Pts.    | Avg. |
| Baylor   | 73 | 3133 | 931 | 2166 | .430 | 676 | 863 | .783 | 1447 | 371  | 279 | 3   | 2538    | 34.8 |
| West     | 79 | 2797 | 529 | 1264 | .419 | 331 | 497 | .666 | 611  | 333  | 213 | 1   | 1389    | 17.6 |
| LaRusso  | 79 | 2593 | 416 | 992  | .419 | 323 | 409 | .790 | 781  | 135  | 280 | 8   | 1155    | 14.6 |
| Hundley  | 79 | 2179 | 323 | 921  | .351 | 223 | 296 | .753 | 289  | 350  | 144 | 0   | 869     | 11.0 |
| Selvy    | 77 | 2153 | 311 | 767  | .405 | 210 | 279 | .753 | 299  | 246  | 219 | 3   | 832     | 10.8 |
| Hawkins  | 78 | 1846 | 310 | 719  | .431 | 140 | 235 | .596 | 479  | 88   | 209 | 2   | 760     | 9.7  |
| Krebs    | 75 | 1655 | 271 | 692  | .392 | 75  | 93  | .806 | 456  | 68   | 223 | 2   | 617     | 8.2  |
| Felix    | 15 | 1510 | 189 | 508  | .372 | 135 | 193 | .699 | 539  | 37   | 302 | 12  | 513     | 6.6  |
| Leonard  | 55 | 600  | 61  | 207  | .295 | 7   | 100 | .070 | 70   | 81   | 70  | 0   | 193     | 3.5  |
| Joliff   | 46 | 352  | 46  | 141  | .326 | 11  | 23  | .478 | 141  | 16   | 53  | 0   | 103     | 2.2  |
| Alcorn   | 20 | 174  | 12  | 40   | .300 | 7   | 8   | .875 | 50   | 2    | 47  | 1   | 31      | 1.6  |
| Johnson† | 8  | 43   | 2   | 13   | .154 | 2   | 3   | .667 | 15   | 1    | 4   | 0   | 6       | 0.8  |

| DATE    | OPPONENT                  | BOX SCORE      | W / L | DATE    | OPPONENT             | BOX SCORE       | W / L |
|---------|---------------------------|----------------|-------|---------|----------------------|-----------------|-------|
| Oct. 19 | @ Cincinnati              | L 123-140      | 0-1   | Jan. 5  | St. Louis            | W 110-96        | 17-25 |
| Oct. 22 | @ St. Louis               | L 96-112       | 0-2   | Jan. 6  | St. Louis            | W 104-108       | 17-26 |
| Oct. 24 | New York                  | L 101-111      | 0-3   | Jan. 10 | New York             | W 117-104       | 18-26 |
| Oct. 25 | New York                  | W 120-118      | 1-3   | Jan. 11 | New York             | L 104-109       | 18-27 |
| Oct. 28 | @ Philadelphia            | L 120-122      | 1-4   | Jan. 14 | Cincinnati           | W 123-114       | 19-27 |
| Oct. 29 | @ Syracuse                | L 118-125      | 1-5   | Jan. 15 | Cincinnati           | L 108-109       | 19-28 |
| Nov. 2  | New York at Detroit       | W 106-96       | 2-5   | Jan. 19 | Boston at Phila.     | L 103-106       | 19-29 |
| Nov. 5  | Syracuse                  | W 112-110      | 3-5   | Jan. 21 | @ Philadelphia       | L 111-136       | 19-30 |
| Nov. 6  | Syracuse at SF            | W 119-113      | 4-5   | Jan. 22 | Syracuse at Utica    | L 109-112       | 19-31 |
| Nov. 9  | Philadelphia at St. Louis | L 118-125      | 4-6   | Jan. 24 | Syracuse             | W 116-107       | 20-31 |
| Nov. 12 | Boston at Providence      | L 124-131      | 4-7   | Jan. 25 | Syracuse             | W 117-112       | 21-31 |
| Nov. 15 | @ New York                | W 123-108      | 5-7   | Jan. 29 | Detroit              | W 137-113       | 22-31 |
| Nov. 19 | Detroit                   | W 130-122      | 6-7   | Jan. 30 | Detroit              | W 117-116       | 23-31 |
| Nov. 20 | Detroit at SF             | W 135-131      | 7-7   | Jan. 31 | Detroit at New York  | L 112-121       | 23-32 |
| Nov. 22 | Cincinnati at NYC         | W 133-118      | 8-7   | Feb. 2  | St. Louis at Phila.  | W 116-115       | 24-32 |
| Nov. 23 | @ Cincinnati              | L 118-122      | 8-8   | Feb. 5  | @ Detroit            | W 125-120       | 25-32 |
| Nov. 24 | Cincinnati at St. Louis   | W 108-100      | 9-8   | Feb. 6  | Cin. at College Park | W 110-101       | 26-32 |
| Nov. 25 | @ Detroit                 | W 141-128 (OT) | 10-8  | Feb. 7  | Boston at NYC        | L 95-96         | 26-33 |
| Nov. 26 | @ St. Louis               | L 113-126      | 10-9  | Feb. 8  | St. Louis            | W 120-103       | 27-33 |
| Nov. 27 | Philadelphia              | L 106-113      | 10-10 | Feb. 9  | St. Louis            | L 113-123       | 27-34 |
| Nov. 28 | Philadelphia              | W 137-112      | 11-10 | Feb. 12 | @ St. Louis          | W 105-95        | 28-34 |
| Nov. 29 | Philadelphia at NYC       | L 121-122      | 11-11 | Feb. 13 | Cincinnati at Dayton | L 106-104       | 28-35 |
| Dec. 1  | @ Philadelphia            | L 114-117      | 11-12 | Feb. 14 | Boston at St. Louis  | L 93-113        | 28-36 |
| Dec. 2  | @ Boston                  | W 120-117      | 12-12 | Feb. 16 | @ Detroit            | W 129-106       | 29-36 |
| Dec. 4  | Boston                    | L 103-113      | 12-13 | Feb. 18 | @ New York           | W 121-106       | 30-36 |
| Dec. 5  | Boston                    | L 101-123      | 12-14 | Feb. 19 | @ Cincinnati         | L 106-112       | 30-37 |
| Dec. 7  | @ Cincinnati              | L 112-114      | 12-15 | Feb. 20 | Syr. at Morgantown   | L 121-126       | 30-38 |
| Dec. 10 | @ St. Louis               | L 108-111      | 12-16 | Feb. 22 | Boston               | W 105-93        | 31-38 |
| Dec. 12 | St. Louis                 | L 103-114      | 12-17 | Feb. 26 | Philadelphia         | W 121-116       | 32-38 |
| Dec. 14 | St. Louis                 | W 124-113      | 13-17 | Feb. 27 | Philadelphia         | L 88-113        | 32-39 |
| Dec. 16 | @ Cincinnati              | L 116-130      | 13-18 | Feb. 28 | @ Philadelphia       | L 108-123       | 32-40 |
| Dec. 17 | @ Boston                  | L 112-140      | 13-19 | Mar. 1  | New York at Boston   | W 144-107       | 33-40 |
| Dec. 19 | Detroit at Portland       | W 107-103      | 14-19 | Mar. 2  | Syracuse at Scranton | W 114-110       | 34-40 |
| Dec. 20 | Detroit at Portland       | L 94-97        | 14-20 | Mar. 5  | @ Syracuse           | W 125-114       | 35-40 |
| Dec. 26 | @ New York                | L 112-119      | 14-21 | Mar. 7  | @ St. Louis          | L 136-137 (2OT) | 35-41 |
| Dec. 28 | @ Syracuse                | L 113-115      | 14-22 | Mar. 8  | @ Detroit            | L 103-120       | 35-42 |
| Dec. 29 | New York at Phila.        | W 111-95       | 15-22 | Mar. 11 | Cincinnati           | L 105-108       | 35-43 |
| Dec. 30 | @ St. Louis               | L 99-107       | 15-23 | Mar. 12 | Cincinnati           | W 123-122       | 36-43 |
| Jan. 1  | @ Detroit                 | L 105-116      | 15-24 |         |                      |                 |       |
| Jan. 2  | Detroit at Phila.         | W 123-113      | 16-24 |         |                      |                 |       |
| Jan. 3  | Boston                    | L 96-102       | 16-25 |         |                      |                 |       |





# 1961-62 LOS ANGELES LAKERS



## 54-26 - 1ST IN WESTERN DIVISION

Head Coach: Fred Schaus  
 Standing: Jerry West, Rod Hundley, Elgin Baylor, Tom Hawkins, Frank Selvy, Bob McNeil  
 Seated: Rudy LaRusso, Wayne Yates, Ray Felix, Jim Krebs, Howard Joliff  
 Not pictured: Bob Sims, Robert Smith



*Western Division Champions*

### 1961-62 REGULAR SEASON STATISTICS / GAME-BY-GAME RESULTS

|          | G  | Min. | FGM | FGA  | Pct. | FTM | FTA | Pct. | Reb. | Ast. | PF  | Dq. | SCORING |      |
|----------|----|------|-----|------|------|-----|-----|------|------|------|-----|-----|---------|------|
|          |    |      |     |      |      |     |     |      |      |      |     |     | Pts.    | Avg. |
| West     | 75 | 3087 | 799 | 1795 | .445 | 712 | 926 | .769 | 591  | 402  | 173 | 4   | 2310    | 30.8 |
| Baylor   | 48 | 2129 | 680 | 1588 | .428 | 476 | 631 | .754 | 892  | 222  | 155 | 1   | 1836    | 38.3 |
| LaRusso  | 80 | 2754 | 516 | 1108 | .466 | 342 | 448 | .763 | 828  | 179  | 255 | 5   | 1374    | 17.2 |
| Selvy    | 79 | 2806 | 433 | 1032 | .420 | 298 | 404 | .738 | 412  | 381  | 232 | 0   | 1164    | 14.7 |
| Krebs    | 78 | 2012 | 312 | 701  | .445 | 156 | 208 | .750 | 616  | 110  | 290 | 9   | 780     | 10.0 |
| Hawkins  | 79 | 1903 | 289 | 704  | .411 | 143 | 222 | .644 | 514  | 95   | 244 | 7   | 721     | 9.1  |
| Felix    | 80 | 1478 | 171 | 398  | .430 | 90  | 130 | .692 | 473  | 65   | 266 | 6   | 432     | 5.4  |
| Hundley  | 78 | 1492 | 173 | 509  | .340 | 83  | 127 | .654 | 199  | 290  | 129 | 1   | 425     | 5.5  |
| Joliff   | 64 | 1094 | 104 | 253  | .411 | 41  | 78  | .526 | 383  | 76   | 175 | 4   | 249     | 3.9  |
| Yates    | 37 | 263  | 31  | 105  | .295 | 10  | 22  | .455 | 94   | 16   | 72  | 1   | 72      | 1.9  |
| Sims*    | 19 | 171  | 22  | 59   | .373 | 19  | 39  | .487 | 27   | 12   | 40  | -   | 63      | 3.3  |
| McNeill† | 29 | 229  | 22  | 60   | .367 | 8   | 12  | .667 | 23   | 40   | 25  | 0   | 52      | 1.8  |
| R. Smith | 3  | 7    | 0   | 1    | .000 | 0   | 0   | ---  | 0    | 0    | 1   | 0   | 0       | 0.0  |

| DATE    | OPPONENT               | BOX SCORE       | W / L | DATE    | OPPONENT               | BOX SCORE      | W / L |
|---------|------------------------|-----------------|-------|---------|------------------------|----------------|-------|
| Oct. 19 | Phila. at New York     | W 118-113       | 1-0   | Jan. 1  | Philadelphia           | W 114-111      | 31-11 |
| Oct. 20 | @ Philadelphia         | L 115-122       | 1-1   | Jan. 3  | Philadelphia           | W 124-123      | 32-11 |
| Oct. 24 | Cincinnati at New York | W 124-122       | 2-1   | Jan. 7  | Boston                 | L 95-118       | 32-12 |
| Oct. 25 | @ Detroit              | W 120-116       | 3-1   | Jan. 13 | @ St. Louis            | W 108-107      | 33-12 |
| Oct. 27 | Detroit                | W 128-118       | 4-1   | Jan. 14 | Detroit at Ft. Wayne   | L 108-118      | 33-13 |
| Oct. 28 | Detroit                | W 135-126       | 5-1   | Jan. 17 | New York               | W 129-121      | 34-13 |
| Nov. 1  | Cincinnati             | W 120-115       | 6-1   | Jan. 19 | New York               | W 108-107      | 35-13 |
| Nov. 3  | Cincinnati             | L 114-132       | 6-2   | Jan. 20 | @ Cincinnati           | W 124-125      | 35-14 |
| Nov. 4  | @ Chicago              | W 125-112       | 7-2   | Jan. 21 | @ Chicago              | W 112-111 (OT) | 36-14 |
| Nov. 7  | @ St. Louis            | W 127-110       | 8-2   | Jan. 23 | Boston at New York     | L 103-118      | 36-15 |
| Nov. 8  | St. Louis              | W 124-118       | 9-2   | Jan. 24 | Cincinnati             | W 136-123      | 37-15 |
| Nov. 13 | Chicago                | W 127-113       | 10-2  | Jan. 26 | Cincinnati             | W 116-112      | 38-15 |
| Nov. 15 | Chicago                | W 133-118       | 11-2  | Jan. 28 | Chicago                | W 124-109      | 39-15 |
| Nov. 17 | @ Philadelphia         | W 125-121       | 12-2  | Jan. 30 | Chicago                | W 107-92       | 40-15 |
| Nov. 18 | @ Boston               | W 103-101       | 13-2  | Jan. 31 | @ Detroit              | W 123-122 (OT) | 41-15 |
| Nov. 21 | Detroit at New York    | L 102-108       | 13-3  | Feb. 1  | Boston at College Park | L 115-130      | 41-16 |
| Nov. 23 | @ St. Louis            | W 122-114       | 14-3  | Feb. 3  | @ St. Louis            | W 127-124      | 42-16 |
| Nov. 24 | @ New York             | W 100-89        | 15-3  | Feb. 4  | @ Chicago              | L 105-113      | 42-17 |
| Nov. 25 | @ Detroit              | L 103-104       | 15-4  | Feb. 5  | Cin. at Morgantown     | W 134-128 (OT) | 43-17 |
| Nov. 26 | @ Cincinnati           | L 102-117       | 15-5  | Feb. 6  | @ New York             | L 112-116      | 43-18 |
| Nov. 28 | Syracuse at St. Louis  | L 111-121       | 15-6  | Feb. 6  | Cincinnati at Dayton   | L 109-113      | 43-19 |
| Dec. 1  | Philadelphia           | W 117-138       | 15-7  | Feb. 12 | St. Louis              | L 113-117      | 43-20 |
| Dec. 2  | Philadelphia           | W 129-119       | 16-7  | Feb. 14 | St. Louis              | W 130-107      | 44-20 |
| Dec. 4  | Syracuse               | W 131-120       | 17-7  | Feb. 16 | @ Detroit              | L 121-127      | 44-21 |
| Dec. 5  | Syr. at Portland, OR   | W 125-120       | 18-7  | Feb. 17 | @ New York             | W 128-121      | 45-21 |
| Dec. 6  | Syracuse               | W 123-121 (OT)  | 19-7  | Feb. 18 | Boston                 | W 125-99       | 46-21 |
| Dec. 8  | @ Philadelphia         | W 151-147 (3OT) | 20-7  | Feb. 20 | Boston                 | L 96-115       | 46-22 |
| Dec. 9  | @ Detroit              | W 114-107       | 21-7  | Feb. 22 | New York at Phila.     | W 118-116      | 47-22 |
| Dec. 11 | St. Louis              | W 132-119       | 22-7  | Feb. 23 | Chicago at Louisville  | W 124-117 (OT) | 48-22 |
| Dec. 13 | St. Louis              | W 137-136 (OT)  | 23-7  | Feb. 24 | @ Cincinnati           | L 114-118      | 48-23 |
| Dec. 15 | @ Chicago              | L 94-97         | 23-8  | Feb. 25 | Detroit                | W 128-99       | 49-23 |
| Dec. 16 | Syracuse at Rochester  | W 123-128       | 23-9  | Feb. 27 | Detroit                | W 107-100      | 50-23 |
| Dec. 17 | Detroit at Minneapolis | W 122-116       | 24-9  | Mar. 3  | @ St. Louis            | L 125-134      | 50-24 |
| Dec. 19 | Boston                 | W 104-101       | 25-9  | Mar. 4  | @ Syracuse             | W 124-115      | 51-24 |
| Dec. 20 | Chicago at Detroit     | W 102-98        | 26-9  | Mar. 9  | @ New York             | L 100-122      | 51-25 |
| Dec. 23 | @ St. Louis            | W 129-126       | 27-9  | Mar. 11 | @ Boston               | L 105-119      | 51-26 |
| Dec. 25 | @ Cincinnati           | W 141-127       | 28-9  | Mar. 12 | New York at Seattle    | W 119-106      | 52-26 |
| Dec. 26 | @ Boston               | L 117-129       | 28-10 | Mar. 13 | Cincinnati             | W 120-111      | 53-26 |
| Dec. 27 | Syracuse at Phila.     | W 119-111       | 29-10 | Mar. 14 | St. Louis              | W 125-115      | 54-26 |
| Dec. 28 | @ Syracuse             | W 121-114       | 30-10 |         |                        |                |       |
| Dec. 29 | Phila. at Hershey, PA  | L 118-123       | 30-11 |         |                        |                |       |

\*Finished with another team. †Totals with Lakers only.



# 1962-63 LOS ANGELES LAKERS



## 53-27 - 1ST IN WESTERN DIVISION

**Head Coach:** Fred Schaus  
**Standing:** Frank Selvy, Rod Hundley, Elgin Baylor, Howard Jolliff, Dick Barnett, Jerry West  
**Seated:** Jim Krebs, Leroy Ellis, Gene Wiley, Rudy LaRusso  
**Not pictured:** Ron Horn

*Western Division Champions*

### 1962-63 REGULAR SEASON STATISTICS / GAME-BY-GAME RESULTS

|         | G  | Min. | FGM  | FGA  | Pct. | FTM | FTA | Pct. | Reb. | Ast. | PF  | Dq. | SCORING |      |
|---------|----|------|------|------|------|-----|-----|------|------|------|-----|-----|---------|------|
|         |    |      |      |      |      |     |     |      |      |      |     |     | Pts.    | Avg. |
| Baylor  | 80 | 3370 | 1029 | 2273 | .453 | 661 | 790 | .837 | 1146 | 386  | 226 | 1   | 2719    | 34.0 |
| West    | 55 | 2163 | 559  | 1213 | .461 | 371 | 477 | .778 | 384  | 307  | 150 | 1   | 1489    | 27.1 |
| Barnett | 80 | 2544 | 547  | 1162 | .471 | 343 | 421 | .815 | 242  | 224  | 189 | 3   | 1437    | 18.0 |
| LaRusso | 75 | 2505 | 321  | 761  | .422 | 282 | 393 | .718 | 747  | 187  | 255 | 5   | 924     | 12.3 |
| Selvy   | 80 | 2369 | 317  | 747  | .424 | 192 | 269 | .714 | 289  | 281  | 149 | 0   | 826     | 10.3 |
| Krebs   | 79 | 1913 | 272  | 627  | .434 | 115 | 154 | .747 | 502  | 87   | 256 | 2   | 659     | 8.3  |
| Ellis   | 80 | 1628 | 222  | 530  | .419 | 133 | 202 | .658 | 518  | 46   | 194 | 1   | 577     | 7.2  |
| Hundley | 55 | 785  | 88   | 262  | .336 | 84  | 119 | .706 | 106  | 151  | 81  | 0   | 250     | 4.0  |
| Wiley   | 75 | 1488 | 109  | 236  | .462 | 23  | 68  | .338 | 504  | 40   | 180 | 4   | 241     | 3.2  |
| Horn    | 28 | 289  | 27   | 82   | .329 | 20  | 29  | .690 | 71   | 10   | 46  | 0   | 74      | 2.6  |
| Jolliff | 28 | 293  | 15   | 55   | .273 | 6   | 9   | .667 | 62   | 20   | 49  | 1   | 36      | 1.3  |

| DATE    | OPPONENT              | BOX SCORE      | W / L | DATE    | OPPONENT              | BOX SCORE       | W / L |
|---------|-----------------------|----------------|-------|---------|-----------------------|-----------------|-------|
| Oct. 16 | Detroit at NYC        | W 122-106      | 1-0   | Jan. 9  | @ Detroit             | W 123-115       | 31-11 |
| Oct. 19 | @ New York            | L 105-116      | 1-1   | Jan. 11 | @ San Francisco       | W 134-129       | 32-11 |
| Oct. 20 | @ Syracuse            | L 102-108      | 1-2   | Jan. 12 | San Francisco         | W 119-114       | 33-11 |
| Oct. 23 | @ Cincinnati          | W 115-116      | 1-3   | Jan. 13 | New York              | W 108-102       | 34-11 |
| Oct. 24 | @ Chicago             | L 107-118      | 1-4   | Jan. 18 | @ Chicago             | W 116-108       | 35-11 |
| Oct. 27 | Detroit               | W 134-118      | 2-4   | Jan. 20 | @ Boston              | L 121-133       | 35-12 |
| Oct. 31 | New York              | W 115-95       | 3-4   | Jan. 21 | Detroit               | W 124-94        | 36-12 |
| Nov. 3  | San Francisco         | W 127-115      | 4-4   | Jan. 23 | Detroit               | W 123-119       | 37-12 |
| Nov. 4  | New York              | W 125-108      | 5-4   | Jan. 25 | Syracuse at San Diego | W 122-114       | 38-12 |
| Nov. 7  | @ San Francisco       | W 132-108      | 6-4   | Jan. 27 | @ St. Louis           | W 105-101       | 39-12 |
| Nov. 9  | @ Boston              | W 133-120      | 7-4   | Jan. 30 | New York at Boston    | W 116-115       | 40-12 |
| Nov. 10 | @ St. Louis           | L 96-97        | 7-5   | Jan. 31 | Detroit at Ft. Wayne  | W 127-122       | 41-12 |
| Nov. 11 | Chicago               | L 105-109 (OT) | 7-6   | Feb. 1  | @ Detroit             | W 119-109       | 42-12 |
| Nov. 13 | Chicago               | W 107-84       | 8-6   | Feb. 2  | @ St. Louis           | W 103-97        | 43-12 |
| Nov. 15 | Syracuse at Baltimore | L 98-120       | 8-7   | Feb. 3  | @ New York            | L 95-122        | 43-13 |
| Nov. 17 | @ Chicago             | W 110-109      | 9-7   | Feb. 6  | Chicago               | W 107-105       | 44-13 |
| Nov. 18 | @ Detroit             | W 116-98       | 10-7  | Feb. 8  | Chicago               | W 94-91         | 45-13 |
| Nov. 22 | Cincinnati            | W 134-110      | 11-7  | Feb. 9  | @ Chicago             | W 107-106       | 46-13 |
| Nov. 23 | @ San Francisco       | W 129-124      | 12-7  | Feb. 10 | @ Cincinnati          | L 107-124       | 46-14 |
| Nov. 24 | Cincinnati            | W 129-123      | 13-7  | Feb. 12 | Boston at Detroit     | L 93-120        | 46-15 |
| Nov. 26 | Chicago               | W 128-106      | 14-7  | Feb. 13 | @ Boston              | W 134-128       | 47-15 |
| Nov. 28 | St. Louis             | W 114-110      | 15-7  | Feb. 14 | Detroit               | W 128-111       | 48-15 |
| Dec. 1  | St. Louis             | W 110-97       | 16-7  | Feb. 16 | San Francisco         | L 118-122 (2OT) | 48-16 |
| Dec. 4  | @ New York            | W 132-112      | 17-7  | Feb. 19 | @ San Francisco       | L 109-111       | 48-17 |
| Dec. 7  | @ Boston              | L 112-126      | 17-8  | Feb. 22 | Boston                | W 113-105       | 49-17 |
| Dec. 8  | @ Cincinnati          | W 131-128 (OT) | 18-8  | Feb. 24 | Boston                | L 109-119       | 49-18 |
| Dec. 9  | Syr. at Minneapolis   | L 114-117      | 18-9  | Feb. 25 | Detroit at Des Moines | W 113-107       | 50-18 |
| Dec. 11 | Cincinnati at NYC     | W 124-121      | 19-9  | Feb. 26 | @ New York            | L 116-125       | 50-19 |
| Dec. 12 | Syracuse              | W 126-120      | 20-9  | Feb. 27 | @ Syracuse            | L 111-122       | 50-20 |
| Dec. 14 | @ San Francisco       | W 120-118      | 21-9  | Mar. 1  | @ Chicago             | L 109-114       | 50-21 |
| Dec. 15 | San Francisco         | W 113-104      | 22-9  | Mar. 2  | San Francisco         | L 113-122       | 50-22 |
| Dec. 17 | Syracuse              | W 121-114      | 23-9  | Mar. 4  | Cincinnati            | L 111-114       | 50-23 |
| Dec. 19 | St. Louis             | W 135-106      | 24-9  | Mar. 6  | Cincinnati            | W 106-97        | 51-23 |
| Dec. 21 | St. Louis             | L 100-105      | 24-10 | Mar. 9  | @ St. Louis           | L 101-117       | 51-24 |
| Dec. 26 | @ St. Louis           | L 104-106      | 24-11 | Mar. 10 | @ Detroit             | L 116-124       | 51-25 |
| Dec. 29 | @ Syracuse            | W 132-123      | 25-11 | Mar. 11 | St. Louis             | W 109-95        | 52-25 |
| Dec. 30 | @ Detroit             | W 135-130      | 26-11 | Mar. 12 | @ San Francisco       | L 110-116       | 52-26 |
| Jan. 4  | Boston                | W 125-123      | 27-11 | Mar. 13 | St. Louis             | L 98-112        | 52-27 |
| Jan. 5  | Boston                | W 106-104      | 28-11 | Mar. 16 | San Francisco         | W 111-105 (OT)  | 53-27 |
| Jan. 6  | @ Cincinnati          | W 120-119 (OT) | 29-11 |         |                       |                 |       |
| Jan. 8  | @ St. Louis           | W 99-96        | 30-11 |         |                       |                 |       |



# 1963-64 LOS ANGELES LAKERS



## 42-38 - 3RD IN WESTERN DIVISION

**Head Coach:** Fred Schaus  
**Standing:** Elgin Baylor, Don Nelson, Cotton Nash,  
 Rudy LaRusso, Leroy Ellis, Gene Wiley,  
 Hub Reed, Mel Gibson, Jim Krebs,  
 Dick Barnett, Jerry West, Jim King  
**Not pictured:** Frank Selvy



### 1963-64 REGULAR SEASON STATISTICS / GAME-BY-GAME RESULTS

|         | G  | Min. | FGM | FGA  | Pct. | FTM | FTA | Pct. | Reb. | Ast. | PF  | Dq. | SCORING |      |
|---------|----|------|-----|------|------|-----|-----|------|------|------|-----|-----|---------|------|
|         |    |      |     |      |      |     |     |      |      |      |     |     | Pts.    | Avg. |
| West    | 72 | 2906 | 740 | 1529 | 484  | 584 | 702 | 832  | 433  | 403  | 200 | 2   | 2064    | 28.7 |
| Baylor  | 78 | 3164 | 756 | 1778 | 425  | 471 | 586 | 804  | 936  | 347  | 235 | 1   | 1983    | 25.4 |
| Barnett | 78 | 2620 | 541 | 1197 | 452  | 351 | 454 | 773  | 250  | 238  | 233 | 3   | 1433    | 18.4 |
| LaRusso | 79 | 2746 | 337 | 776  | 434  | 298 | 397 | 751  | 800  | 190  | 268 | 5   | 972     | 12.3 |
| Ellis   | 78 | 1459 | 200 | 473  | 423  | 112 | 170 | 659  | 498  | 41   | 192 | 3   | 512     | 6.6  |
| Nelson  | 80 | 1406 | 135 | 323  | 418  | 149 | 201 | 741  | 323  | 76   | 181 | 1   | 419     | 5.2  |
| Selvy   | 73 | 1286 | 160 | 423  | 378  | 78  | 122 | 639  | 139  | 149  | 115 | 1   | 398     | 5.5  |
| Wiley   | 73 | 1510 | 146 | 273  | 535  | 45  | 75  | 600  | 510  | 44   | 225 | 4   | 337     | 4.3  |
| Krebs   | 68 | 975  | 134 | 357  | 375  | 65  | 85  | 765  | 283  | 49   | 166 | 6   | 333     | 4.9  |
| King    | 60 | 762  | 84  | 198  | 424  | 66  | 101 | 653  | 113  | 110  | 99  | 0   | 234     | 3.9  |
| Reed    | 46 | 386  | 33  | 91   | 363  | 10  | 15  | 667  | 107  | 23   | 73  | 0   | 76      | 1.7  |
| Gibson  | 9  | 53   | 6   | 20   | 300  | 1   | 2   | 500  | 4    | 6    | 10  | 0   | 13      | 1.4  |

| DATE    | OPPONENT               | BOX SCORE      | W / L | DATE    | OPPONENT                 | BOX SCORE      | W / L |
|---------|------------------------|----------------|-------|---------|--------------------------|----------------|-------|
| Oct. 19 | @ St. Louis            | L 108-117      | 0-1   | Jan. 15 | @ St. Louis              | W 111-109      | 27-15 |
| Oct. 22 | @ New York             | W 130-117      | 1-1   | Jan. 16 | @ Cincinnati             | L 95-108       | 27-16 |
| Oct. 23 | @ Detroit              | W 124-116      | 2-1   | Jan. 17 | @ Boston                 | L 79-99        | 27-17 |
| Oct. 25 | @ Cincinnati           | W 122-109      | 3-1   | Jan. 18 | Philadelphia at Syracuse | W 115-111      | 28-17 |
| Oct. 30 | Cincinnati             | L 107-115      | 3-2   | Jan. 20 | Detroit                  | L 107-118      | 28-18 |
| Nov. 1  | Cincinnati             | W 122-112      | 4-2   | Jan. 22 | Detroit                  | W 110-101      | 29-18 |
| Nov. 2  | @ San Francisco        | L 99-118       | 4-3   | Jan. 24 | San Francisco            | W 118-100      | 30-18 |
| Nov. 6  | New York               | W 111-109      | 5-3   | Jan. 25 | @ San Francisco          | L 95-120       | 30-19 |
| Nov. 8  | San Francisco          | W 93-90        | 6-3   | Jan. 26 | San Francisco            | W 108-96       | 31-19 |
| Nov. 10 | New York               | W 104-79       | 7-3   | Jan. 28 | @ Detroit                | L 92-93        | 31-20 |
| Nov. 11 | Detroit at Minneapolis | L 109-116      | 7-4   | Jan. 29 | Philadelphia at Boston   | L 97-102       | 31-21 |
| Nov. 13 | Boston at NYC          | L 110-114      | 7-5   | Jan. 30 | @ Baltimore              | L 89-107       | 31-22 |
| Nov. 14 | @ Baltimore            | W 123-115      | 8-5   | Feb. 1  | @ St. Louis              | L 96-113       | 31-23 |
| Nov. 15 | @ Philadelphia         | L 97-99        | 8-6   | Feb. 2  | @ St. Louis              | L 105-107      | 31-24 |
| Nov. 16 | Detroit                | W 115-95       | 9-6   | Feb. 4  | @ Cincinnati             | L 100-118      | 31-25 |
| Nov. 17 | St. Louis              | L 112-117      | 9-7   | Feb. 5  | Detroit                  | W 111-85       | 32-25 |
| Nov. 21 | St. Louis              | W 111-99       | 10-7  | Feb. 7  | Detroit                  | L 103-111      | 32-26 |
| Nov. 26 | @ New York             | W 119-112      | 11-7  | Feb. 8  | @ Philadelphia           | L 101-109      | 32-27 |
| Nov. 27 | @ Boston               | L 78-114       | 11-8  | Feb. 9  | @ Baltimore              | L 110-119      | 32-28 |
| Nov. 29 | @ Detroit              | W 127-111      | 12-8  | Feb. 11 | @ Boston                 | W 113-109      | 33-28 |
| Nov. 30 | @ St. Louis            | W 97-96        | 13-8  | Feb. 12 | Boston                   | L 97-104 (OT)  | 33-29 |
| Dec. 1  | @ Cincinnati           | W 140-109      | 14-8  | Feb. 16 | Boston                   | L 90-92        | 33-30 |
| Dec. 4  | @ Baltimore            | L 98-118       | 14-9  | Feb. 18 | @ New York               | L 117-118      | 33-31 |
| Dec. 6  | @ San Francisco        | L 110-101      | 15-9  | Feb. 19 | Detroit at Toledo, OH    | L 115-116      | 33-32 |
| Dec. 8  | San Francisco          | L 112-114      | 15-10 | Feb. 20 | @ Detroit                | W 106-101      | 34-32 |
| Dec. 9  | Baltimore at Seattle   | W 134-120      | 16-10 | Feb. 22 | Cincinnati               | L 105-107      | 34-33 |
| Dec. 12 | Baltimore              | W 120-105      | 17-10 | Feb. 23 | @ San Francisco          | L 108-109      | 34-34 |
| Dec. 14 | Baltimore              | W 113-108      | 18-10 | Feb. 26 | Cincinnati               | W 103-97       | 35-34 |
| Dec. 15 | St. Louis              | L 95-102       | 18-11 | Feb. 28 | @ Baltimore              | W 115-112      | 36-34 |
| Dec. 18 | Philadelphia           | W 116-96       | 19-11 | Feb. 29 | @ St. Louis              | L 114-115 (OT) | 36-35 |
| Dec. 21 | Philadelphia           | W 126-113      | 20-11 | Mar. 1  | St. Louis                | W 114-91       | 37-35 |
| Dec. 25 | @ New York             | W 134-126      | 21-11 | Mar. 4  | St. Louis                | L 105-110      | 37-36 |
| Dec. 26 | @ Boston               | L 110-126      | 21-12 | Mar. 7  | San Francisco            | L 118-120      | 37-37 |
| Dec. 28 | @ Philadelphia         | L 100-114      | 21-13 | Mar. 9  | Baltimore                | W 122-112      | 38-37 |
| Dec. 29 | Detroit at Ft. Wayne   | W 140-128      | 22-13 | Mar. 11 | Baltimore at Long Beach  | W 115-109      | 39-37 |
| Dec. 31 | St. Louis              | W 132-119      | 23-13 | Mar. 13 | @ San Francisco          | W 112-109      | 40-37 |
| Jan. 4  | Boston                 | W 125-118 (OT) | 24-13 | Mar. 14 | San Francisco            | L 95-111       | 40-38 |
| Jan. 5  | Boston                 | W 97-95        | 25-13 | Mar. 15 | Philadelphia             | W 120-95       | 41-38 |
| Jan. 8  | New York               | W 136-118      | 26-13 | Mar. 17 | Philadelphia             | W 121-97       | 42-38 |
| Jan. 10 | @ San Francisco        | L 89-114       | 26-14 |         |                          |                |       |
| Jan. 11 | New York at San Diego  | L 108-118      | 26-15 |         |                          |                |       |





# 1964-65 LOS ANGELES LAKERS

## 49-31 - 1ST IN WESTERN DIVISION



Head Coach: Fred Schaus  
 Standing: Jim King, Dick Barnett, Elgin Baylor, Don Nelson, Jerry West, Walt Hazzard  
 Seated: Bill McGill, Darrall Imhoff, Gene Wiley, Leroy Ellis, Rudy LaRusso  
 Not pictured: Jerry Grote, Cotton Nash

*Western Division Champions*

### 1964-65 REGULAR SEASON STATISTICS / GAME-BY-GAME RESULTS

|         | G  | Min. | FGM | FGA  | Pct. | FTM | FTA | Pct.  | Reb. | Ast. | PF  | Dq. | SCORING |      |
|---------|----|------|-----|------|------|-----|-----|-------|------|------|-----|-----|---------|------|
|         |    |      |     |      |      |     |     |       |      |      |     |     | Pts.    | Avg. |
| West    | 74 | 3066 | 822 | 1655 | .497 | 648 | 789 | .821  | 447  | 364  | 221 | 2   | 2292    | 31.0 |
| Baylor  | 74 | 3056 | 763 | 1903 | .401 | 483 | 610 | .792  | 950  | 280  | 235 | 0   | 2009    | 27.1 |
| LaRusso | 77 | 2588 | 381 | 827  | .461 | 321 | 415 | .773  | 725  | 198  | 258 | 3   | 1083    | 14.1 |
| Barnett | 74 | 2026 | 375 | 908  | .413 | 270 | 338 | .799  | 200  | 159  | 209 | 1   | 1020    | 13.8 |
| Ellis   | 80 | 2026 | 311 | 700  | .444 | 198 | 284 | .697  | 652  | 49   | 196 | 1   | 820     | 10.3 |
| King    | 77 | 1671 | 184 | 469  | .392 | 118 | 151 | .781  | 214  | 178  | 193 | 2   | 486     | 6.3  |
| Wiley   | 80 | 2002 | 175 | 376  | .465 | 56  | 111 | .505  | 690  | 105  | 235 | 11  | 408     | 5.1  |
| Imhoff  | 76 | 1521 | 145 | 311  | .466 | 88  | 57  | .500  | 87   | 238  | 7   | 0   | 378     | 5.0  |
| Hazzard | 66 | 919  | 117 | 306  | .382 | 46  | 71  | .648  | 111  | 140  | 132 | 0   | 280     | 4.2  |
| Nelson  | 39 | 238  | 36  | 85   | .424 | 20  | 26  | .769  | 73   | 24   | 40  | 1   | 92      | 2.4  |
| Nash*   | 25 | 167  | 14  | 57   | .246 | 25  | 32  | .781  | 35   | 10   | 30  | 0   | 53      | 2.1  |
| McGill† | 8  | 37   | 7   | 20   | .350 | 1   | 1   | 1.000 | 12   | 3    | 6   | 0   | 15      | 1.9  |
| Grote   | 11 | 33   | 6   | 11   | .545 | 2   | 2   | 1.000 | 4    | 4    | 5   | 0   | 14      | 1.3  |

| DATE    | OPPONENT              | BOX SCORE      | W / L | DATE    | OPPONENT             | BOX SCORE       | W / L |
|---------|-----------------------|----------------|-------|---------|----------------------|-----------------|-------|
| Oct. 17 | @ New York            | W 113-109      | 1-0   | Jan. 14 | @ Detroit            | W 104-100       | 24-18 |
| Oct. 20 | @ Cincinnati          | L 113-121      | 1-1   | Jan. 15 | @ Cincinnati         | L 106-124       | 24-19 |
| Oct. 21 | @ Baltimore           | W 108-105      | 2-1   | Jan. 17 | @ St. Louis          | L 105-118       | 24-20 |
| Oct. 23 | @ San Francisco       | W 94-92        | 3-1   | Jan. 20 | New York             | W 119-103       | 25-20 |
| Oct. 28 | Baltimore             | W 112-102      | 4-1   | Jan. 22 | New York             | W 117-107       | 26-20 |
| Oct. 29 | Baltimore             | L 95-98        | 4-2   | Jan. 24 | @ Boston             | L 93-117        | 26-21 |
| Nov. 1  | St. Louis             | L 115-96       | 4-3   | Jan. 26 | @ New York           | W 111-99        | 27-21 |
| Nov. 5  | New York              | W 106-96       | 5-3   | Jan. 27 | Cincinnati           | W 119-112       | 28-21 |
| Nov. 7  | San Francisco         | W 130-103      | 6-3   | Jan. 29 | Cincinnati           | W 137-133 (2OT) | 29-21 |
| Nov. 10 | New York              | W 108-101      | 7-3   | Jan. 30 | @ San Francisco      | W 109-99        | 30-21 |
| Nov. 12 | @ New York            | W 132-123 (OT) | 8-3   | Jan. 31 | San Francisco        | W 96-94         | 31-21 |
| Nov. 13 | @ Boston              | W 114-112      | 9-3   | Feb. 2  | Detroit at Cleveland | L 118-121       | 31-22 |
| Nov. 14 | @ Baltimore           | L 115-127      | 9-4   | Feb. 3  | @ Cincinnati         | L 99-130        | 31-23 |
| Nov. 15 | @ Detroit             | W 111-105      | 10-4  | Feb. 6  | @ Baltimore          | L 112-116       | 31-24 |
| Nov. 18 | Cincinnati            | L 90-92        | 10-5  | Feb. 7  | @ Boston             | L 97-101        | 31-25 |
| Nov. 20 | Cincinnati            | W 131-121      | 11-5  | Feb. 8  | Philadelphia         | W 117-98        | 32-25 |
| Nov. 25 | Detroit               | W 130-117      | 12-5  | Feb. 10 | Philadelphia         | L 99-110        | 32-26 |
| Nov. 27 | Detroit               | W 117-111      | 13-5  | Feb. 12 | San Francisco        | W 114-95        | 33-26 |
| Nov. 28 | @ San Francisco       | L 106-109      | 13-6  | Feb. 13 | @ San Francisco      | W 129-105       | 34-26 |
| Nov. 29 | Baltimore             | W 126-110      | 14-6  | Feb. 17 | @ New York           | W 118-98        | 35-26 |
| Dec. 1  | @ Philadelphia        | W 118-117      | 15-6  | Feb. 18 | @ Philadelphia       | W 117-110       | 36-26 |
| Dec. 2  | @ St. Louis           | L 102-105      | 15-7  | Feb. 19 | @ Baltimore          | W 119-116       | 37-26 |
| Dec. 4  | @ Cincinnati          | L 90-104       | 15-8  | Feb. 21 | Boston               | W 129-114       | 38-26 |
| Dec. 6  | Phila. at Minneapolis | W 109-104      | 16-8  | Feb. 24 | Boston               | L 95-97         | 38-27 |
| Dec. 8  | Boston                | L 98-108       | 16-9  | Feb. 26 | St. Louis            | W 106-90        | 39-27 |
| Dec. 10 | St. Louis             | L 91-95        | 16-10 | Feb. 28 | Philadelphia at Syr. | W 122-118       | 40-27 |
| Dec. 13 | Detroit               | W 116-115      | 17-10 | Mar. 2  | Philadelphia at NYC  | W 126-117       | 41-27 |
| Dec. 15 | Detroit               | L 116-131      | 17-11 | Mar. 3  | @ Boston             | W 104-102       | 42-27 |
| Dec. 16 | @ Detroit             | W 126-120 (OT) | 18-11 | Mar. 5  | @ New York           | W 105-103       | 43-27 |
| Dec. 18 | @ Cincinnati          | L 107-111      | 18-12 | Mar. 6  | @ St. Louis          | W 107-109       | 43-28 |
| Dec. 19 | Philadelphia          | L 113-140      | 18-13 | Mar. 7  | Cincinnati           | W 106-104       | 44-28 |
| Dec. 21 | New York              | W 125-113      | 19-13 | Mar. 9  | Baltimore            | W 123-114       | 45-28 |
| Dec. 23 | Philadelphia          | W 135-117      | 20-13 | Mar. 11 | Baltimore            | W 121-116 (OT)  | 46-28 |
| Dec. 26 | San Francisco         | W 129-122      | 21-13 | Mar. 12 | @ San Francisco      | W 115-93        | 47-28 |
| Dec. 28 | @ Boston              | L 112-133      | 21-14 | Mar. 13 | St. Louis            | W 106-101       | 48-28 |
| Dec. 30 | @ Philadelphia        | L 115-117      | 21-15 | Mar. 14 | St. Louis            | L 108-115       | 48-29 |
| Jan. 2  | @ St. Louis           | W 115-112      | 22-15 | Mar. 16 | @ Detroit            | W 100-99        | 49-29 |
| Jan. 3  | @ St. Louis           | W 99-92        | 23-15 | Mar. 17 | @ Baltimore          | L 106-117       | 49-30 |
| Jan. 7  | Boston                | L 104-112      | 23-16 | Mar. 20 | San Francisco        | L 98-112        | 49-31 |
| Jan. 9  | Boston                | L 103-107      | 23-17 |         |                      |                 |       |
| Jan. 11 | Detroit at Pittsburgh | L 127-128      | 23-18 |         |                      |                 |       |



# 1965-66 LOS ANGELES LAKERS



## 45-35 - 1ST IN WESTERN DIVISION

Head Coach: Fred Schauss  
 Standing: Jim King, Jerry West, John Fairchild,  
 Elgin Baylor, Walt Hazzard, Gail Goodrich  
 Seated: Bob Boozer, Gene Wiley, Darrall Imhoff,  
 Leroy Ellis, Rudy LaRusso



*Western Division Champions*

### 1965-66 REGULAR SEASON STATISTICS / GAME-BY-GAME RESULTS

|           | G  | Min. | FGM | FGA  | Pct. | FTM | FTA | Pct. | Reb. | Ast. | PF  | Dq. | SCORING |      |
|-----------|----|------|-----|------|------|-----|-----|------|------|------|-----|-----|---------|------|
|           |    |      |     |      |      |     |     |      |      |      |     |     | Pts.    | Avg. |
| West      | 79 | 3218 | 818 | 1731 | .473 | 840 | 977 | .860 | 562  | 480  | 243 | 1   | 2476    | 31.3 |
| LaRusso   | 76 | 2316 | 410 | 897  | .457 | 350 | 445 | .787 | 660  | 165  | 261 | 9   | 1170    | 15.4 |
| Hazzard   | 80 | 2198 | 458 | 1003 | .457 | 182 | 257 | .708 | 219  | 393  | 224 | 0   | 1098    | 13.7 |
| Baylor    | 65 | 1975 | 415 | 1034 | .401 | 249 | 337 | .739 | 621  | 224  | 157 | 0   | 1079    | 16.6 |
| Ellis     | 80 | 2219 | 393 | 927  | .424 | 186 | 256 | .727 | 735  | 74   | 232 | 3   | 972     | 12.2 |
| Boozer    | 78 | 1847 | 365 | 754  | .484 | 225 | 289 | .779 | 548  | 87   | 196 | 0   | 955     | 12.2 |
| King      | 76 | 1499 | 238 | 545  | .437 | 94  | 115 | .817 | 130  | 204  | 223 | 1   | 570     | 7.5  |
| Goodrich  | 65 | 1008 | 203 | 503  | .404 | 103 | 149 | .691 | 130  | 103  | 103 | 1   | 509     | 7.8  |
| Imhoff    | 77 | 1413 | 151 | 337  | .448 | 77  | 136 | .566 | 509  | 113  | 234 | 7   | 379     | 4.9  |
| Wiley     | 67 | 1386 | 123 | 289  | .426 | 43  | 76  | .566 | 490  | 63   | 171 | 3   | 289     | 4.3  |
| Fairchild | 30 | 171  | 23  | 89   | .258 | 14  | 20  | .700 | 45   | 11   | 33  | 0   | 60      | 2.0  |

| DATE    | OPPONENT                | BOX SCORE | W / L | DATE    | OPPONENT             | BOX SCORE      | W / L |
|---------|-------------------------|-----------|-------|---------|----------------------|----------------|-------|
| Oct. 15 | @ San Francisco         | W 122-115 | 1-0   | Jan. 2  | Boston               | L 113-124      | 23-19 |
| Oct. 16 | @ St. Louis             | W 106-94  | 2-0   | Jan. 5  | Boston               | W 120-113      | 24-19 |
| Oct. 20 | @ Boston                | L 96-100  | 2-1   | Jan. 7  | @ Philadelphia       | W 126-120      | 25-19 |
| Oct. 23 | @ New York              | L 101-106 | 2-2   | Jan. 8  | @ New York           | L 127-133      | 25-20 |
| Oct. 26 | New York                | W 104-102 | 3-2   | Jan. 9  | @ Detroit            | W 111-98       | 26-20 |
| Oct. 28 | New York                | W 140-116 | 4-2   | Jan. 12 | @ Boston             | L 102-114      | 26-21 |
| Oct. 30 | San Francisco           | L 122-124 | 4-3   | Jan. 14 | @ San Francisco      | W 118-110      | 27-21 |
| Nov. 3  | St. Louis               | W 120-116 | 5-3   | Jan. 15 | New York             | W 152-123      | 28-21 |
| Nov. 5  | St. Louis               | W 118-116 | 6-3   | Jan. 18 | @ Cincinnati         | L 108-119      | 28-22 |
| Nov. 6  | @ St. Louis             | L 101-131 | 6-4   | Jan. 20 | @ Baltimore          | L 121-123      | 28-23 |
| Nov. 7  | @ Baltimore             | L 116-137 | 6-5   | Jan. 21 | San Francisco        | L 109-120      | 28-24 |
| Nov. 9  | @ Philadelphia          | L 110-118 | 6-6   | Jan. 25 | Philadelphia at NYC  | L 106-110      | 28-25 |
| Nov. 10 | Detroit                 | W 133-125 | 7-6   | Jan. 26 | @ Detroit            | W 126-110      | 29-25 |
| Nov. 12 | New York at Minneapolis | W 107-106 | 8-6   | Jan. 28 | Baltimore            | W 138-123      | 30-25 |
| Nov. 14 | Baltimore               | W 129-114 | 9-6   | Jan. 30 | Baltimore            | W 136-122      | 31-25 |
| Nov. 17 | Boston                  | W 125-115 | 10-6  | Feb. 2  | Cincinnati           | W 119-118      | 32-25 |
| Nov. 19 | San Francisco           | W 135-124 | 11-6  | Feb. 4  | Cincinnati           | W 132-125      | 33-25 |
| Nov. 20 | San Fran. at Las Vegas  | W 133-117 | 12-6  | Feb. 6  | @ St. Louis          | L 105-109      | 33-26 |
| Nov. 21 | Philadelphia            | L 104-110 | 12-7  | Feb. 7  | @ Philadelphia       | L 125-132      | 33-27 |
| Nov. 24 | Philadelphia            | W 127-124 | 13-7  | Feb. 9  | @ Baltimore          | W 123-116 (OT) | 34-27 |
| Nov. 26 | @ Baltimore             | L 107-110 | 13-8  | Feb. 12 | @ New York           | L 127-140      | 34-28 |
| Nov. 27 | @ Boston                | L 95-101  | 13-9  | Feb. 13 | @ Boston             | L 120-110      | 35-28 |
| Nov. 28 | Detroit                 | W 128-110 | 14-9  | Feb. 15 | New York             | W 132-124      | 36-28 |
| Nov. 30 | @ Cincinnati            | L 120-126 | 14-10 | Feb. 17 | Philadelphia         | L 121-136      | 36-29 |
| Dec. 1  | Cincinnati              | W 121-105 | 15-10 | Feb. 19 | Boston               | L 111-115      | 36-30 |
| Dec. 3  | Cincinnati              | L 118-122 | 15-11 | Feb. 21 | Boston               | L 108-115      | 36-31 |
| Dec. 6  | Phila. at Charleston    | L 107-116 | 15-12 | Feb. 23 | Cincinnati           | W 140-133      | 37-31 |
| Dec. 7  | @ New York              | L 127-131 | 15-13 | Feb. 26 | @ Detroit            | W 131-118      | 38-31 |
| Dec. 8  | @ Boston                | L 106-108 | 15-14 | Mar. 2  | @ Baltimore          | L 113-119      | 38-32 |
| Dec. 10 | @ Cincinnati            | W 129-110 | 16-14 | Mar. 4  | Baltimore            | W 123-106      | 39-32 |
| Dec. 11 | St. Louis               | W 126-108 | 17-14 | Mar. 5  | @ San Francisco      | W 125-123      | 40-32 |
| Dec. 12 | St. Louis               | W 123-101 | 18-14 | Mar. 6  | Baltimore            | W 126-105      | 41-32 |
| Dec. 15 | Philadelphia            | L 108-122 | 18-15 | Mar. 8  | @ New York           | L 132-133 (OT) | 41-33 |
| Dec. 17 | Philadelphia            | L 117-127 | 18-16 | Mar. 9  | Cin. at Indianapolis | W 119-116      | 42-33 |
| Dec. 19 | San Francisco           | W 132-120 | 19-16 | Mar. 11 | Detroit              | L 114-116      | 42-34 |
| Dec. 23 | Detroit                 | W 122-112 | 20-16 | Mar. 15 | Detroit              | W 135-108      | 43-34 |
| Dec. 25 | Detroit                 | W 115-106 | 21-16 | Mar. 18 | St. Louis            | W 132-120      | 44-34 |
| Dec. 27 | St. Louis at Memphis    | W 108-100 | 22-16 | Mar. 19 | @ San Francisco      | L 119-125      | 44-35 |
| Dec. 28 | @ St. Louis             | W 107-100 | 23-16 | Mar. 20 | San Francisco        | W 124-112      | 45-35 |
| Dec. 29 | @ Cincinnati            | L 109-111 | 23-17 |         |                      |                |       |
| Dec. 30 | Detroit at Ft. Wayne    | L 114-117 | 23-18 |         |                      |                |       |





# 1966-67 LOS ANGELES LAKERS



## 36-45 - 3RD IN WESTERN DIVISION

**Head Coach:** Fred Schaus  
**Standing:** Gail Goodrich, Walt Hazzard, Jerry Chambers, Tom Hawkins, Jerry West, Archie Clark  
**Seated:** John Block, Jim Barnes, Henry Finkel, Darrall Imhoff, Rudy LaRusso, Elgin Baylor  
**Not pictured:** Mel Counts

### 1966-67 REGULAR SEASON STATISTICS / GAME-BY-GAME RESULTS

|          | G  | Min. | FGM | FGA  | Pct. | FTM | FTA | Pct. | Reb. | Ast. | PF  | Dq. | SCORING |      |
|----------|----|------|-----|------|------|-----|-----|------|------|------|-----|-----|---------|------|
|          |    |      |     |      |      |     |     |      |      |      |     |     | Pts.    | Avg. |
| West     | 66 | 2670 | 645 | 1389 | .464 | 602 | 686 | .878 | 392  | 447  | 160 | 1   | 1892    | 28.7 |
| Baylor   | 70 | 2706 | 711 | 1658 | .429 | 440 | 541 | .813 | 898  | 215  | 211 | 1   | 1862    | 26.6 |
| Goodrich | 77 | 1780 | 352 | 776  | .454 | 253 | 337 | .751 | 251  | 210  | 294 | 3   | 957     | 12.4 |
| Imhoff   | 81 | 2725 | 370 | 780  | .474 | 127 | 207 | .614 | 1080 | 222  | 281 | 7   | 867     | 10.7 |
| Clark    | 76 | 1763 | 331 | 732  | .452 | 136 | 192 | .708 | 218  | 205  | 193 | 1   | 798     | 10.5 |
| Hazzard  | 79 | 1642 | 301 | 706  | .426 | 129 | 177 | .729 | 231  | 323  | 203 | 1   | 731     | 9.3  |
| Hawkins  | 76 | 1798 | 275 | 572  | .481 | 82  | 173 | .474 | 434  | 83   | 207 | 1   | 632     | 8.3  |
| LaRusso  | 80 | 1292 | 211 | 509  | .415 | 156 | 224 | .696 | 351  | 78   | 149 | 6   | 578     | 12.8 |
| Barnes   | 80 | 1398 | 217 | 497  | .437 | 128 | 187 | .684 | 450  | 47   | 266 | 5   | 562     | 7.0  |
| Chambers | 68 | 1015 | 224 | 496  | .452 | 68  | 93  | .731 | 208  | 44   | 143 | 0   | 516     | 7.6  |
| Counts†  | 31 | 517  | 112 | 252  | .444 | 40  | 54  | .741 | 189  | 22   | 102 | 4   | 264     | 8.5  |
| Block†   | 22 | 118  | 20  | 52   | .385 | 24  | 34  | .706 | 45   | 5    | 20  | 0   | 64      | 2.9  |
| Finkel   | 27 | 141  | 17  | 47   | .362 | 7   | 12  | .583 | 64   | 5    | 39  | 1   | 41      | 1.5  |

| DATE    | OPPONENT             | BOX SCORE | W / L        | DATE  | OPPONENT | BOX SCORE                  | W / L |              |       |
|---------|----------------------|-----------|--------------|-------|----------|----------------------------|-------|--------------|-------|
| Oct. 15 | @ Baltimore          | W         | 126-115      | 1-0   | Jan. 11  | San Francisco              | W     | 141-126      | 17-25 |
| Oct. 18 | @ New York           | L         | 119-122      | 1-1   | Jan. 13  | Cincinnati at Cleveland    | L     | 115-125      | 17-26 |
| Oct. 19 | @ Chicago            | L         | 124-134      | 1-2   | Jan. 14  | @ Chicago                  | L     | 121-122      | 17-27 |
| Oct. 21 | Chicago              | L         | 101-108      | 1-3   | Jan. 15  | @ Detroit                  | W     | 127-116      | 18-27 |
| Oct. 26 | New York             | L         | 122-133      | 1-4   | Jan. 18  | St. Louis                  | L     | 121-123 (OT) | 18-28 |
| Oct. 28 | New York             | W         | 124-114      | 2-4   | Jan. 20  | @ Philadelphia             | L     | 108-119      | 18-29 |
| Oct. 29 | @ St. Louis          | L         | 109-110      | 2-5   | Jan. 21  | @ Baltimore                | L     | 119-126      | 18-30 |
| Oct. 30 | Detroit at Montreal  | L         | 121-124      | 2-6   | Jan. 22  | @ Boston                   | L     | 120-121 (OT) | 18-31 |
| Nov. 2  | @ Boston             | L         | 108-133      | 2-7   | Jan. 25  | Baltimore                  | W     | 128-115      | 19-31 |
| Nov. 4  | Baltimore            | W         | 131-98       | 3-7   | Jan. 28  | Baltimore                  | W     | 133-118      | 20-31 |
| Nov. 8  | Baltimore            | L         | 102-104      | 3-8   | Jan. 29  | @ Chicago                  | W     | 142-122      | 21-31 |
| Nov. 10 | Detroit              | L         | 132-133 (OT) | 3-9   | Jan. 30  | St. Louis at Memphis       | L     | 99-106       | 21-32 |
| Nov. 11 | @ San Francisco      | L         | 93-132       | 3-10  | Feb. 1   | Philadelphia               | W     | 143-133      | 22-32 |
| Nov. 12 | Detroit              | W         | 144-88       | 4-10  | Feb. 3   | San Francisco              | W     | 129-80       | 23-32 |
| Nov. 16 | Cincinnati at Dayton | W         | 124-112      | 5-10  | Feb. 5   | Philadelphia               | L     | 123-130      | 23-33 |
| Nov. 18 | @ Detroit            | L         | 118-121      | 5-11  | Feb. 7   | @ New York                 | W     | 122-117      | 24-33 |
| Nov. 19 | San Francisco        | L         | 109-144      | 5-12  | Feb. 8   | Baltimore at Charleston    | W     | 121-108      | 25-33 |
| Nov. 23 | Chicago              | W         | 154-130      | 6-12  | Feb. 10  | @ Philadelphia             | L     | 131-148      | 25-34 |
| Nov. 25 | Chicago              | L         | 117-121      | 6-13  | Feb. 12  | Chicago                    | W     | 129-121      | 26-34 |
| Nov. 26 | @ St. Louis          | W         | 133-126      | 7-13  | Feb. 15  | Boston                     | W     | 124-114      | 27-34 |
| Nov. 29 | @ New York           | L         | 114-118      | 7-14  | Feb. 17  | Boston                     | L     | 119-120      | 27-35 |
| Nov. 30 | @ Baltimore          | W         | 126-114      | 8-14  | Feb. 19  | Chicago                    | L     | 119-133      | 27-36 |
| Dec. 2  | @ Philadelphia       | L         | 130-138      | 8-15  | Feb. 21  | San Fran. at San Diego     | L     | 133-136      | 27-37 |
| Dec. 3  | @ Cincinnati         | W         | 130-118      | 9-15  | Feb. 22  | Cincinnati                 | W     | 103-102      | 28-37 |
| Dec. 4  | St. Louis            | L         | 118-123      | 9-16  | Feb. 24  | @ Detroit                  | L     | 101-102      | 28-38 |
| Dec. 7  | St. Louis            | W         | 130-128 (OT) | 10-16 | Feb. 25  | @ St. Louis                | W     | 134-133 (OT) | 29-38 |
| Dec. 9  | San Francisco        | L         | 118-119      | 10-17 | Feb. 26  | Cincinnati                 | W     | 141-127      | 30-38 |
| Dec. 11 | Cincinnati           | W         | 119-118      | 11-17 | Feb. 28  | Detroit at NYC             | W     | 119-117      | 31-38 |
| Dec. 14 | Cincinnati           | L         | 124-126      | 11-18 | Mar. 1   | @ Cincinnati               | L     | 116-122      | 31-39 |
| Dec. 18 | Boston               | W         | 127-125      | 12-18 | Mar. 3   | New York                   | W     | 138-132      | 32-39 |
| Dec. 20 | @ San Francisco      | L         | 107-130      | 12-19 | Mar. 5   | @ Boston                   | L     | 105-130      | 32-40 |
| Dec. 21 | Philadelphia         | L         | 123-129      | 12-20 | Mar. 6   | Philadelphia at Pittsburgh | L     | 117-119      | 32-41 |
| Dec. 23 | Philadelphia         | L         | 107-118      | 12-21 | Mar. 7   | @ New York                 | W     | 131-119      | 33-41 |
| Dec. 26 | @ Boston             | L         | 106-121      | 12-22 | Mar. 8   | St. Louis                  | L     | 104-106      | 33-42 |
| Dec. 28 | @ New York           | L         | 115-121      | 12-23 | Mar. 10  | Detroit                    | W     | 118-103      | 34-42 |
| Dec. 29 | @ Cincinnati         | W         | 125-114      | 13-23 | Mar. 11  | @ San Francisco            | W     | 125-120      | 35-42 |
| Jan. 1  | Boston               | W         | 111-110      | 14-23 | Mar. 12  | Detroit                    | L     | 104-120      | 35-43 |
| Jan. 4  | St. Louis            | W         | 122-101      | 15-23 | Mar. 15  | Philadelphia               | L     | 123-138      | 35-44 |
| Jan. 5  | San Fran. at Oakland | L         | 91-122       | 15-24 | Mar. 17  | @ Baltimore                | W     | 135-133      | 36-44 |
| Jan. 6  | Boston               | W         | 102-99       | 16-24 | Mar. 19  | @ Chicago                  | L     | 109-122      | 36-45 |
| Jan. 8  | NY at Long Beach, CA | L         | 118-121      | 16-25 |          |                            |       |              |       |





# 1967-68 LOS ANGELES LAKERS



## 52-30 - 2ND IN WESTERN DIVISION

**Head Coach:** Bill van Breda Kolf  
**Standing:** Tom Hawkins, Dennis Hamilton, Elgin Baylor, Mel Counts, Darrall Imhoff, Erwin Mueller, John Wetzel  
**Seated:** Archie Clark, Gail Goodrich, Jerry West, Fred Crawford  
**Not pictured:** Cliff Anderson, Jim Barnes



*Western Division Champions*

### 1967-68 REGULAR SEASON STATISTICS / GAME-BY-GAME RESULTS

|           | G  | Min. | FGM | FGA  | Pct. | FTM | FTA | Pct.  | Reb. | Ast. | PF  | Dq. | SCORING | Pts. | Avg. |
|-----------|----|------|-----|------|------|-----|-----|-------|------|------|-----|-----|---------|------|------|
| Baylor    | 77 | 3029 | 757 | 1709 | .443 | 488 | 621 | .786  | 941  | 355  | 232 | 0   | 2002    | 26.0 |      |
| Clark     | 81 | 3039 | 628 | 1309 | .480 | 356 | 481 | .740  | 342  | 353  | 235 | 3   | 1612    | 19.9 |      |
| West      | 51 | 1919 | 476 | 926  | .514 | 391 | 482 | .811  | 294  | 310  | 152 | 1   | 1343    | 26.3 |      |
| Goodrich  | 79 | 2057 | 395 | 812  | .486 | 302 | 392 | .770  | 199  | 205  | 228 | 2   | 1092    | 13.8 |      |
| Counts    | 82 | 1739 | 384 | 808  | .475 | 190 | 254 | .748  | 732  | 139  | 309 | 6   | 958     | 11.7 |      |
| Hawkins   | 78 | 2463 | 389 | 779  | .499 | 125 | 229 | .546  | 458  | 117  | 289 | 7   | 903     | 11.6 |      |
| Imhoff    | 82 | 2271 | 293 | 613  | .478 | 177 | 286 | .619  | 893  | 206  | 284 | 3   | 763     | 9.3  |      |
| Crawford† | 38 | 756  | 159 | 330  | .482 | 74  | 120 | .617  | 112  | 95   | 104 | 1   | 382     | 10.3 |      |
| Mueller†  | 39 | 973  | 132 | 254  | .520 | 61  | 103 | .592  | 222  | 78   | 86  | 2   | 325     | 8.3  |      |
| Barnes†   | 42 | 713  | 101 | 235  | .430 | 59  | 88  | .670  | 211  | 27   | 134 | 4   | 261     | 6.2  |      |
| Wetzel    | 38 | 434  | 52  | 119  | .437 | 35  | 46  | .761  | 84   | 51   | 55  | 0   | 139     | 3.7  |      |
| Hamilton  | 44 | 378  | 54  | 108  | .500 | 13  | 13  | 1.000 | 72   | 30   | 46  | 0   | 121     | 2.8  |      |
| Anderson  | 18 | 94   | 7   | 29   | .241 | 12  | 28  | .429  | 11   | 17   | 18  | 1   | 26      | 1.4  |      |

| DATE    | OPPONENT               | BOX SCORE      | W / L | DATE    | OPPONENT                | BOX SCORE       | W / L |
|---------|------------------------|----------------|-------|---------|-------------------------|-----------------|-------|
| Oct. 17 | @ Chicago              | W 107-105      | 1-0   | Jan. 5  | @ Philadelphia          | L 113-125       | 22-20 |
| Oct. 18 | @ Philadelphia         | L 87-103       | 1-1   | Jan. 6  | @ Baltimore             | L 127-130 (OT)  | 22-21 |
| Oct. 19 | @ St. Louis            | L 95-100       | 1-2   | Jan. 10 | New York                | L 101-115       | 22-22 |
| Oct. 21 | @ New York             | W 114-106      | 2-2   | Jan. 17 | Philadelphia            | W 125-116       | 23-22 |
| Oct. 25 | Cincinnati             | W 132-116      | 3-2   | Jan. 20 | San Francisco           | W 151-122       | 24-22 |
| Oct. 27 | Chicago                | W 125-117      | 4-2   | Jan. 21 | Seattle                 | W 154-123       | 25-22 |
| Oct. 29 | Baltimore              | W 118-105      | 5-2   | Jan. 25 | Cincinnati at Cleveland | W 118-116       | 26-22 |
| Nov. 1  | New York               | L 113-129      | 5-3   | Jan. 26 | @ Boston                | W 118-112       | 27-22 |
| Nov. 3  | @ Boston               | L 104-105      | 5-4   | Jan. 27 | @ Detroit               | L 119-125       | 27-23 |
| Nov. 4  | @ Cincinnati           | W 106-104      | 6-4   | Jan. 28 | St. Louis at Miami      | L 128-113       | 28-23 |
| Nov. 11 | Philadelphia           | L 111-115      | 6-5   | Jan. 30 | @ Seattle               | L 116-128       | 28-24 |
| Nov. 12 | Chicago                | W 97-96        | 7-5   | Jan. 31 | St. Louis               | W 110-102       | 29-24 |
| Nov. 15 | Chicago                | W 124-115      | 8-5   | Feb. 2  | Seattle                 | W 151-113       | 30-24 |
| Nov. 17 | @ Baltimore            | L 107-116      | 8-6   | Feb. 3  | San Diego               | W 133-122       | 31-24 |
| Nov. 18 | @ St. Louis            | W 127-107      | 9-6   | Feb. 4  | Seattle                 | W 137-131       | 32-24 |
| Nov. 21 | @ Seattle              | L 132-137      | 9-7   | Feb. 6  | Cincinnati              | W 146-102       | 33-24 |
| Nov. 23 | Detroit                | W 132-120      | 10-7  | Feb. 8  | @ Seattle               | L 110-115       | 33-25 |
| Nov. 24 | @ San Fran. at Oakland | L 121-122      | 10-8  | Feb. 9  | San Francisco           | W 122-104       | 34-25 |
| Nov. 25 | San Francisco          | L 112-131      | 10-9  | Feb. 11 | @ Boston                | W 141-104       | 35-25 |
| Nov. 26 | St. Louis              | W 109-105      | 11-9  | Feb. 13 | @ Baltimore             | W 119-116 (OT)  | 36-25 |
| Nov. 28 | St. Louis              | W 134-117      | 12-9  | Feb. 15 | Chicago at Milwaukee    | W 132-105       | 37-25 |
| Nov. 29 | @ Detroit              | L 123-127      | 12-10 | Feb. 16 | @ San Francisco         | L 116-118       | 37-26 |
| Dec. 1  | @ Cincinnati           | L 118-123      | 12-11 | Feb. 17 | Philadelphia            | L 134-135 (2OT) | 37-27 |
| Dec. 2  | @ New York             | W 122-106      | 13-11 | Feb. 21 | Boston                  | W 122-117       | 38-27 |
| Dec. 5  | @ Philadelphia         | W 128-122 (OT) | 14-11 | Feb. 23 | Cincinnati              | W 131-115       | 39-27 |
| Dec. 6  | @ Baltimore            | W 136-125      | 15-11 | Feb. 25 | @ San Diego             | W 127-112       | 40-27 |
| Dec. 8  | @ Detroit              | W 115-103      | 16-11 | Feb. 27 | Cincinnati              | W 117-106       | 41-27 |
| Dec. 9  | @ San Diego            | W 127-109      | 17-11 | Feb. 29 | Chicago at Evansville   | W 117-107       | 42-27 |
| Dec. 10 | @ Seattle              | L 123-133      | 17-12 | Mar. 2  | Seattle                 | W 127-121       | 43-27 |
| Dec. 14 | Chicago                | L 101-106      | 17-13 | Mar. 3  | Baltimore               | W 121-114       | 44-27 |
| Dec. 17 | Boston                 | L 117-123      | 17-14 | Mar. 6  | St. Louis               | L 96-112        | 44-28 |
| Dec. 20 | New York               | L 131-138      | 17-15 | Mar. 7  | @ San Diego             | W 119-102       | 45-28 |
| Dec. 22 | Detroit                | W 133-105      | 18-15 | Mar. 8  | San Diego               | W 130-122       | 46-28 |
| Dec. 25 | @ San Diego            | L 101-104      | 18-16 | Mar. 9  | @ San Francisco         | W 137-132 (OT)  | 47-28 |
| Dec. 26 | @ Chicago              | W 104-101      | 19-16 | Mar. 10 | Baltimore               | L 89-119        | 47-29 |
| Dec. 27 | @ Cincinnati           | L 127-132      | 19-17 | Mar. 13 | San Francisco           | L 142-106       | 48-29 |
| Dec. 29 | @ New York             | W 126-115      | 20-17 | Mar. 15 | New York                | W 123-112       | 49-29 |
| Dec. 30 | @ St. Louis            | W 106-104      | 21-17 | Mar. 16 | Detroit                 | W 135-108       | 50-29 |
| Dec. 31 | San Diego              | W 147-118      | 22-17 | Mar. 17 | Detroit                 | W 120-116       | 51-29 |
| Jan. 2  | @ San Francisco        | L 118-119      | 22-18 | Mar. 18 | @ Philadelphia          | L 128-158       | 51-30 |
| Jan. 3  | Boston                 | L 103-113      | 22-19 | Mar. 19 | San Diego               | W 121-109       | 52-30 |

\* Finished season with another team. † Totals with Lakers only.





# 1968-69 LOS ANGELES LAKERS



## 55-27 - 1ST IN WESTERN DIVISION

**Head Coach:** Bill van Breda Kolf  
**Standing:** John Egan, Cliff Anderson, Keith Erickson, Bill Hewitt, Tom Hawkins, Fred Crawford, Jerry West  
**Seated:** Elgin Baylor, Mel Counts, Wilt Chamberlain, Jay Carty

*Western Division Champions*

### 1968-69 REGULAR SEASON STATISTICS / GAME-BY-GAME RESULTS

|             | G  | Min. | FGM | FGA  | Pct. | FTM | FTA | Pct. | Reb. | Ast. | PF  | Dq. | SCORING |      |
|-------------|----|------|-----|------|------|-----|-----|------|------|------|-----|-----|---------|------|
|             |    |      |     |      |      |     |     |      |      |      |     |     | Pts.    | Avg. |
| Baylor      | 76 | 3064 | 730 | 1632 | .447 | 421 | 567 | .743 | 805  | 408  | 204 | 0   | 1881    | 24.8 |
| Chamberlain | 81 | 3669 | 641 | 1099 | .583 | 382 | 857 | .446 | 1712 | 366  | 142 | 0   | 1664    | 20.5 |
| West        | 61 | 2394 | 545 | 1156 | .471 | 490 | 597 | .821 | 262  | 423  | 156 | 1   | 1580    | 25.9 |
| Counts      | 77 | 1866 | 390 | 867  | .450 | 178 | 221 | .805 | 600  | 109  | 223 | 5   | 958     | 12.4 |
| Egan        | 82 | 1805 | 246 | 597  | .412 | 204 | 240 | .850 | 147  | 215  | 206 | 1   | 696     | 8.5  |
| Erickson    | 77 | 1974 | 264 | 629  | .420 | 120 | 175 | .686 | 308  | 194  | 222 | 6   | 648     | 8.4  |
| Hewitt      | 75 | 1455 | 239 | 528  | .453 | 61  | 106 | .575 | 332  | 76   | 139 | 1   | 539     | 7.2  |
| Hawkins     | 81 | 1507 | 230 | 461  | .499 | 62  | 111 | .411 | 286  | 81   | 168 | 1   | 522     | 7.1  |
| Crawford    | 81 | 1690 | 211 | 454  | .465 | 83  | 154 | .539 | 215  | 154  | 224 | 1   | 505     | 6.2  |
| Anderson    | 35 | 289  | 44  | 108  | .407 | 47  | 82  | .573 | 44   | 31   | 58  | 0   | 135     | 3.9  |
| Carty       | 28 | 192  | 34  | 89   | .382 | 8   | 11  | .727 | 58   | 11   | 31  | 0   | 76      | 2.7  |

| DATE    | OPPONENT             | BOX SCORE      | W / L | DATE    | OPPONENT                | BOX SCORE       | W / L |
|---------|----------------------|----------------|-------|---------|-------------------------|-----------------|-------|
| Oct. 18 | @ Philadelphia       | L 96-114       | 0-1   | Jan. 4  | @ Atlanta               | W 121-111       | 29-13 |
| Oct. 19 | @ New York           | W 118-96       | 1-1   | Jan. 7  | @ Baltimore             | W 100-93        | 30-13 |
| Oct. 22 | @ Cincinnati         | L 103-107      | 1-2   | Jan. 10 | @ Boston                | L 82-88         | 30-14 |
| Oct. 23 | @ Detroit            | L 110-117      | 1-3   | Jan. 11 | @ Atlanta               | L 100-104       | 30-15 |
| Oct. 25 | Baltimore            | W 117-111      | 2-3   | Jan. 17 | Cincinnati              | W 128-107       | 31-15 |
| Oct. 27 | San Diego            | W 152-116      | 3-3   | Jan. 19 | Cincinnati              | W 132-117       | 32-15 |
| Oct. 29 | Atlanta              | W 125-124      | 4-3   | Jan. 21 | @ Milwaukee             | W 122-105       | 33-15 |
| Nov. 1  | Chicago              | L 101-114      | 4-4   | Jan. 22 | @ Detroit               | L 115-116       | 33-16 |
| Nov. 3  | @ Phoenix            | W 127-109      | 5-4   | Jan. 24 | @ Atlanta               | W 106-110       | 33-17 |
| Nov. 5  | @ Chicago            | W 112-109 (OT) | 6-4   | Jan. 26 | Cincinnati at Cleveland | W 126-113       | 34-17 |
| Nov. 6  | Milwaukee at Madison | W 128-115      | 7-4   | Jan. 28 | Chicago                 | W 125-118       | 35-17 |
| Nov. 8  | New York             | W 102-100      | 8-4   | Jan. 29 | @ San Diego             | W 122-120       | 36-17 |
| Nov. 10 | New York             | W 130-109      | 9-4   | Jan. 31 | Milwaukee               | W 105-100       | 37-17 |
| Nov. 15 | San Diego            | W 127-119      | 10-4  | Feb. 1  | @ San Francisco         | W 106-101 (OT)  | 38-17 |
| Nov. 16 | @ San Francisco      | W 119-112      | 11-4  | Feb. 2  | San Francisco           | L 117-122 (3OT) | 38-18 |
| Nov. 17 | Seattle              | W 105-94       | 12-4  | Feb. 3  | @ Seattle               | L 107-114       | 38-19 |
| Nov. 19 | Boston               | W 116-106      | 13-4  | Feb. 7  | Philadelphia            | L 106-109       | 38-20 |
| Nov. 22 | San Francisco        | L 98-100       | 13-5  | Feb. 8  | @ Phoenix               | W 122-104       | 39-20 |
| Nov. 24 | Chicago              | W 103-100      | 14-5  | Feb. 9  | Phoenix                 | W 134-116       | 40-20 |
| Nov. 26 | @ New York           | L 100-104      | 14-6  | Feb. 12 | @ Seattle               | W 109-92        | 41-20 |
| Nov. 28 | @ Philadelphia       | L 107-122      | 14-7  | Feb. 14 | San Diego               | W 115-109       | 42-20 |
| Nov. 29 | @ Boston             | W 93-92        | 15-7  | Feb. 16 | @ Milwaukee             | W 97-106        | 42-21 |
| Dec. 1  | Milwaukee            | W 119-112      | 16-7  | Feb. 18 | @ New York              | W 113-109       | 43-21 |
| Dec. 3  | Phoenix              | W 122-108      | 17-7  | Feb. 19 | @ Baltimore             | L 88-110        | 43-22 |
| Dec. 5  | @ Baltimore          | L 90-108       | 17-8  | Feb. 21 | Boston                  | L 102-124       | 43-23 |
| Dec. 6  | @ Atlanta            | W 99-94        | 18-8  | Feb. 23 | Philadelphia            | L 121-125       | 43-24 |
| Dec. 7  | @ Chicago            | L 81-90        | 18-9  | Feb. 25 | Seattle                 | W 114-111 (OT)  | 44-24 |
| Dec. 8  | San Diego            | W 132-118      | 19-9  | Feb. 28 | Phoenix                 | W 121-117       | 45-24 |
| Dec. 13 | Atlanta              | L 103-105      | 19-10 | Mar. 1  | @ San Diego             | W 119-113       | 46-24 |
| Dec. 14 | @ Seattle            | W 136-120      | 20-10 | Mar. 2  | San Francisco           | W 107-92        | 47-24 |
| Dec. 15 | Seattle              | W 115-114      | 21-10 | Mar. 4  | Baltimore               | L 108-116       | 47-25 |
| Dec. 17 | Cincinnati           | W 112-108      | 22-10 | Mar. 7  | Boston                  | W 105-99 (OT)   | 48-25 |
| Dec. 20 | San Francisco        | W 133-101      | 23-10 | Mar. 9  | Baltimore               | W 120-109       | 49-25 |
| Dec. 22 | Philadelphia         | W 102-99       | 24-10 | Mar. 11 | Detroit                 | W 137-101       | 50-25 |
| Dec. 25 | @ Phoenix            | W 119-99       | 25-10 | Mar. 12 | @ San Francisco         | L 85-97         | 50-26 |
| Dec. 26 | @ Detroit            | W 95-94        | 26-10 | Mar. 14 | Milwaukee               | W 111-103       | 51-26 |
| Dec. 28 | @ Chicago            | L 86-93        | 26-11 | Mar. 16 | @ Boston                | W 108-73        | 52-26 |
| Dec. 29 | Detroit              | W 111-108      | 27-11 | Mar. 18 | @ Chicago               | W 93-92         | 53-26 |
| Dec. 30 | @ San Diego          | W 131-126 (OT) | 28-11 | Mar. 19 | @ Cincinnati            | L 128-136 (OT)  | 53-27 |
| Dec. 31 | Detroit              | L 107-127      | 28-12 | Mar. 21 | Atlanta                 | W 116-103       | 54-27 |
| Jan. 3  | @ Philadelphia       | L 101-130      | 28-13 | Mar. 23 | New York                | W 128-111       | 55-27 |



# 1969-70 LOS ANGELES LAKERS



## 46-36 - 2ND IN WESTERN

### DIVISION

Head Coach: Joe Mullaney  
 Standing: Willie McCarter, Jerry West, Elgin Baylor, Happy Hairston, John Tresvant, Keith Erickson, Dick Garrett, John Egan  
 Seated: Mike Lynn, Mel Counts, Wilt Chamberlain, Rick Roberson  
 Not pictured: Bill Hewitt



*Western Division Champions*

### 1969-70 REGULAR SEASON STATISTICS / GAME-BY-GAME RESULTS

|             | G  | Min. | FGM | FGA  | Pct. | FTM | FTA | Pct. | Reb. | Ast. | PF  | Dq. | SCORING |      |
|-------------|----|------|-----|------|------|-----|-----|------|------|------|-----|-----|---------|------|
|             |    |      |     |      |      |     |     |      |      |      |     |     | Pts.    | Avq. |
| West        | 74 | 3106 | 831 | 1673 | .497 | 647 | 785 | .824 | 338  | 554  | 160 | 3   | 2309    | 31.2 |
| Chamberlain | 12 | 505  | 129 | 227  | .568 | 70  | 157 | .446 | 221  | 49   | 31  | 0   | 328     | 27.3 |
| Baylor      | 54 | 2213 | 511 | 1051 | .486 | 276 | 357 | .773 | 559  | 292  | 132 | 1   | 1298    | 24.0 |
| Hairston†   | 55 | 2145 | 426 | 870  | .490 | 281 | 350 | .803 | 687  | 110  | 194 | 9   | 1133    | 20.6 |
| Counts      | 81 | 2193 | 434 | 1017 | .427 | 156 | 201 | .776 | 683  | 160  | 304 | 7   | 1024    | 12.6 |
| Garrett     | 73 | 2318 | 354 | 816  | .434 | 138 | 162 | .852 | 235  | 180  | 236 | 5   | 846     | 11.6 |
| Erickson    | 68 | 1755 | 258 | 563  | .458 | 91  | 122 | .746 | 372  | 209  | 175 | 3   | 607     | 8.9  |
| Roberson    | 74 | 2005 | 262 | 586  | .447 | 120 | 212 | .566 | 672  | 122  | 256 | 7   | 644     | 8.7  |
| McCarter    | 40 | 861  | 132 | 349  | .378 | 43  | 60  | .717 | 83   | 93   | 71  | 0   | 307     | 7.7  |
| Egan        | 72 | 1627 | 215 | 491  | .438 | 99  | 121 | .818 | 104  | 216  | 171 | 2   | 529     | 7.3  |
| Tresvant†   | 20 | 221  | 47  | 88   | .534 | 23  | 35  | .657 | 63   | 17   | 40  | 0   | 117     | 5.9  |
| Hewitt*     | 20 | 478  | 25  | 88   | .284 | 16  | 31  | .516 | 141  | 28   | 39  | 0   | 66      | 3.3  |
| Lynn        | 44 | 403  | 44  | 133  | .331 | 31  | 48  | .646 | 64   | 30   | 87  | 4   | 119     | 2.7  |

| DATE    | OPPONENT               | BOX SCORE      | W / L | DATE    | OPPONENT                | BOX SCORE      | W / L |
|---------|------------------------|----------------|-------|---------|-------------------------|----------------|-------|
| Oct. 17 | @ Philadelphia         | L 126-131      | 0-1   | Jan. 9  | @ Atlanta               | W 127-112      | 21-21 |
| Oct. 18 | @ New York             | L 96-99        | 0-2   | Jan. 10 | @ Chicago               | L 112-116 (OT) | 21-22 |
| Oct. 21 | @ Baltimore            | W 142-137 (OT) | 1-2   | Jan. 14 | @ Milwaukee             | L 113-115      | 21-23 |
| Oct. 22 | @ Cincinnati           | W 116-109      | 2-2   | Jan. 16 | @ Boston                | W 108-103      | 22-23 |
| Oct. 24 | Milwaukee              | W 123-112      | 3-2   | Jan. 18 | @ Detroit               | L 100-106      | 22-24 |
| Oct. 25 | @ Seattle              | W 130-106      | 4-2   | Jan. 22 | San Fran. at Houston    | W 122-108      | 23-24 |
| Oct. 26 | Chicago                | W 129-125      | 5-2   | Jan. 23 | Seattle                 | W 128-100      | 24-24 |
| Nov. 2  | Cincinnati             | L 116-124      | 5-3   | Jan. 24 | @ Seattle               | W 122-121 (OT) | 25-24 |
| Nov. 7  | Phoenix                | L 120-122      | 5-4   | Jan. 25 | Phoenix                 | W 118-106      | 26-24 |
| Nov. 9  | New York               | L 102-112      | 5-5   | Jan. 27 | San Diego               | W 124-109      | 27-24 |
| Nov. 11 | Detroit                | L 102-110      | 5-6   | Jan. 28 | @ San Diego             | W 113-108      | 28-24 |
| Nov. 14 | Phoenix                | W 127-112      | 6-6   | Jan. 30 | Atlanta                 | W 102-87       | 29-24 |
| Nov. 15 | @ Phoenix              | L 111-114      | 6-7   | Feb. 1  | @ Philadelphia          | W 113-112      | 30-24 |
| Nov. 16 | Philadelphia           | W 138-125      | 7-7   | Feb. 3  | Cincinnati at Cleveland | W 124-114      | 31-24 |
| Nov. 18 | @ Detroit              | W 125-114      | 8-7   | Feb. 4  | @ Detroit               | L 109-125      | 31-25 |
| Nov. 19 | @ Cincinnati           | W 116-103      | 9-7   | Feb. 6  | Milwaukee               | L 105-118      | 31-26 |
| Nov. 21 | @ San Diego            | W 100-98       | 10-7  | Feb. 7  | @ Phoenix               | L 117-121 (OT) | 31-27 |
| Nov. 22 | @ San Francisco        | W 106-98       | 11-7  | Feb. 8  | San Diego               | W 125-113      | 32-27 |
| Nov. 23 | Baltimore              | L 97-129       | 11-8  | Feb. 10 | Baltimore               | L 106-111      | 32-28 |
| Nov. 25 | @ New York             | L 96-103       | 11-9  | Feb. 11 | @ San Francisco         | W 125-115      | 33-28 |
| Nov. 26 | @ Milwaukee            | L 81-100       | 11-10 | Feb. 12 | Atlanta                 | W 136-114      | 34-28 |
| Nov. 28 | San Francisco          | L 108-114      | 11-11 | Feb. 14 | @ Chicago               | W 113-116      | 35-28 |
| Nov. 30 | Chicago                | L 114-116 (OT) | 11-12 | Feb. 15 | @ Milwaukee             | W 98-96        | 35-29 |
| Dec. 4  | @ Phoenix              | L 109-119      | 11-13 | Feb. 17 | @ New York              | L 93-114       | 35-30 |
| Dec. 5  | Detroit                | W 128-109      | 12-13 | Feb. 18 | @ Baltimore             | L 103-117      | 35-31 |
| Dec. 6  | @ San Diego            | W 128-115      | 13-13 | Feb. 20 | Milwaukee               | W 119-114      | 36-31 |
| Dec. 7  | Atlanta                | L 103-104      | 13-14 | Feb. 21 | @ San Diego             | L 106-121      | 36-32 |
| Dec. 9  | @ Philadelphia         | L 99-123       | 13-15 | Feb. 22 | Boston                  | W 108-96       | 37-32 |
| Dec. 10 | @ Boston               | L 99-111       | 13-16 | Feb. 24 | Atlanta                 | L 106-118      | 37-33 |
| Dec. 12 | @ Atlanta              | L 107-121      | 13-17 | Feb. 27 | Chicago                 | W 111-101      | 38-33 |
| Dec. 14 | Seattle                | W 131-127      | 14-17 | Mar. 1  | @ Boston                | W 120-114      | 39-33 |
| Dec. 19 | Cincinnati             | L 109-117      | 14-18 | Mar. 3  | @ Atlanta               | L 93-101       | 39-34 |
| Dec. 21 | Philadelphia           | W 133-117      | 15-18 | Mar. 4  | @ Baltimore             | L 94-91        | 40-34 |
| Dec. 23 | @ San Diego            | L 109-115      | 15-19 | Mar. 6  | Baltimore               | L 100-105      | 40-35 |
| Dec. 26 | New York               | W 114-106      | 16-19 | Mar. 8  | Cincinnati              | W 144-116      | 41-35 |
| Dec. 28 | Boston                 | W 109-99       | 17-19 | Mar. 10 | San Francisco           | W 106-104      | 42-35 |
| Dec. 30 | @ San Francisco        | L 100-105      | 17-20 | Mar. 13 | Philadelphia            | W 128-117      | 43-35 |
| Jan. 2  | San Francisco          | W 125-95       | 18-20 | Mar. 15 | New York                | W 106-101      | 44-35 |
| Jan. 3  | @ Seattle              | W 126-109      | 19-20 | Mar. 18 | Boston                  | L 122-137      | 44-36 |
| Jan. 4  | Phoenix                | W 120-112      | 20-20 | Mar. 20 | Detroit                 | W 117-111      | 45-36 |
| Jan. 6  | Chicago at Kansas City | L 100-105      | 20-21 | Mar. 22 | Seattle                 | W 121-118      | 46-36 |

\* Finished season with another team. † Totals with Lakers only.



# 1970-71 LOS ANGELES LAKERS



## 48-34 - 1ST IN PACIFIC DIVISION

**Head Coach:** Joe Mullaney  
**Standing:** Willie McCarter, Jerry West, Jim McMillian, Elgin Baylor, Pat Riley, Ernie Killum, Gail Goodrich  
**Seated:** John Tresvant, Fred Hetzel, Wilt Chamberlain, Rick Roberson, Happy Hairston, Keith Erickson

### 1970-71 REGULAR SEASON STATISTICS / GAME-BY-GAME RESULTS

|             | G  | Min. | FGM | FGA  | Pct. | FTM | FTA | Pct. | Reb. | Ast. | PF  | Dq. | SCORING |      |
|-------------|----|------|-----|------|------|-----|-----|------|------|------|-----|-----|---------|------|
|             |    |      |     |      |      |     |     |      |      |      |     |     | Pts.    | Avg. |
| West        | 69 | 2845 | 667 | 1351 | 494  | 525 | 631 | 832  | 320  | 655  | 180 | 0   | 1859    | 26.9 |
| Chamberlain | 82 | 3630 | 668 | 1226 | 545  | 360 | 669 | 538  | 1493 | 352  | 174 | 0   | 1696    | 20.7 |
| Hairston    | 80 | 2921 | 574 | 1233 | 466  | 337 | 431 | 782  | 797  | 168  | 256 | 2   | 1485    | 18.6 |
| Goodrich    | 79 | 2808 | 558 | 1174 | 475  | 264 | 343 | 770  | 260  | 380  | 258 | 3   | 1380    | 17.5 |
| Erickson    | 73 | 2272 | 369 | 783  | 471  | 85  | 112 | 759  | 404  | 223  | 241 | 4   | 823     | 11.3 |
| Baylor      | 2  | 57   | 8   | 19   | 421  | 4   | 6   | 667  | 11   | 2    | 6   | 0   | 20      | 10.0 |
| McMillian   | 81 | 1747 | 289 | 629  | 459  | 100 | 130 | 769  | 330  | 133  | 122 | 1   | 678     | 8.4  |
| McCarter    | 76 | 1369 | 247 | 592  | 417  | 46  | 77  | 597  | 122  | 126  | 152 | 0   | 540     | 7.1  |
| Tresvant*   | 8  | 66   | 18  | 35   | 514  | 7   | 10  | 700  | 23   | 10   | 11  | 0   | 43      | 5.4  |
| Roberson    | 65 | 909  | 125 | 301  | 415  | 88  | 143 | 615  | 304  | 47   | 125 | 1   | 338     | 5.2  |
| Riley       | 54 | 506  | 105 | 254  | 413  | 56  | 87  | 644  | 54   | 72   | 84  | 0   | 266     | 4.9  |
| Hetzel      | 59 | 613  | 111 | 256  | 434  | 60  | 77  | 779  | 149  | 37   | 99  | 3   | 282     | 4.8  |
| Killum      | 4  | 12   | 0   | 4    | 000  | 1   | 1   | 1000 | 2    | 0    | 1   | 0   | 1       | 0.3  |

| DATE    | OPPONENT            | BOX SCORE      | W / L | DATE    | OPPONENT              | BOX SCORE | W / L |
|---------|---------------------|----------------|-------|---------|-----------------------|-----------|-------|
| Oct. 16 | @ Chicago           | W 106-102      | 1-0   | Jan. 8  | @ Philadelphia        | W 123-117 | 24-18 |
| Oct. 17 | @ Baltimore         | L 116-118 (OT) | 1-1   | Jan. 10 | @ Detroit             | W 109-118 | 24-19 |
| Oct. 20 | @ New York          | L 100-115      | 1-2   | Jan. 14 | Cincinnati at Toronto | W 126-120 | 25-19 |
| Oct. 21 | @ Philadelphia      | W 141-117      | 2-2   | Jan. 16 | @ Atlanta             | L 123-127 | 25-20 |
| Oct. 23 | Philadelphia        | L 122-127      | 2-3   | Jan. 19 | Philadelphia          | W 134-114 | 26-20 |
| Oct. 25 | Cleveland           | W 123-96       | 3-3   | Jan. 22 | San Francisco         | W 130-110 | 27-20 |
| Oct. 30 | Buffalo             | W 104-90       | 4-3   | Jan. 24 | Cincinnati            | W 142-131 | 28-20 |
| Nov. 3  | @ Portland          | W 128-108      | 5-3   | Jan. 26 | Chicago               | W 136-111 | 28-20 |
| Nov. 6  | New York            | W 106-104      | 6-3   | Jan. 28 | @ Phoenix             | L 112-118 | 29-21 |
| Nov. 8  | Baltimore           | W 124-105      | 7-3   | Jan. 29 | Seattle               | W 122-115 | 30-21 |
| Nov. 10 | @ Chicago           | L 96-118       | 7-4   | Jan. 30 | @ San Francisco       | L 85-87   | 30-22 |
| Nov. 11 | @ Detroit           | W 117-115      | 8-4   | Jan. 31 | Portland              | W 133-120 | 31-22 |
| Nov. 13 | Detroit             | W 122-109      | 9-4   | Feb. 2  | San Diego             | W 133-105 | 32-22 |
| Nov. 17 | Atlanta             | W 116-105      | 10-4  | Feb. 5  | Milwaukee             | W 116-93  | 33-22 |
| Nov. 19 | @ Seattle           | L 110-111      | 10-5  | Feb. 6  | @ San Diego           | W 115-108 | 34-22 |
| Nov. 20 | Milwaukee           | L 100-117      | 10-6  | Feb. 7  | San Francisco         | W 119-104 | 35-22 |
| Nov. 22 | Seattle             | W 149-124      | 11-6  | Feb. 9  | @ Cleveland           | W 116-111 | 36-22 |
| Nov. 27 | Phoenix             | L 105-116      | 11-7  | Feb. 11 | @ Milwaukee           | L 88-122  | 36-23 |
| Nov. 28 | @ San Francisco     | L 88-92        | 11-8  | Feb. 12 | @ Chicago             | L 88-107  | 36-24 |
| Nov. 29 | San Diego           | W 130-112      | 12-8  | Feb. 14 | Cincinnati            | W 125-113 | 37-24 |
| Dec. 1  | @ Baltimore         | W 97-93        | 13-8  | Feb. 16 | New York              | W 130-115 | 38-24 |
| Dec. 2  | @ Boston            | L 111-114      | 13-9  | Feb. 18 | @ Portland            | W 136-114 | 39-24 |
| Dec. 4  | San Francisco       | W 123-101      | 14-9  | Feb. 19 | Philadelphia          | L 104-118 | 39-25 |
| Dec. 5  | @ San Diego         | L 116-119      | 14-10 | Feb. 21 | Boston                | W 124-116 | 40-25 |
| Dec. 6  | Portland            | W 131-120      | 15-10 | Feb. 23 | @ Baltimore           | W 114-107 | 41-25 |
| Dec. 8  | @ Phoenix           | W 121-112      | 16-10 | Feb. 24 | @ Boston              | L 96-116  | 41-26 |
| Dec. 11 | @ Seattle           | W 126-118      | 17-10 | Feb. 26 | Seattle               | W 145-121 | 42-26 |
| Dec. 13 | Detroit             | L 100-103      | 17-11 | Feb. 27 | @ San Francisco       | W 112-107 | 43-26 |
| Dec. 15 | @ Buffalo           | L 111-113 (OT) | 17-12 | Feb. 28 | Cleveland             | W 107-90  | 44-26 |
| Dec. 16 | @ Cincinnati        | W 118-102      | 18-12 | Mar. 2  | @ Buffalo             | W 131-118 | 45-26 |
| Dec. 19 | @ Atlanta           | W 116-104      | 19-12 | Mar. 3  | @ Milwaukee           | L 97-112  | 45-27 |
| Dec. 21 | @ Milwaukee         | L 88-113       | 19-13 | Mar. 5  | Atlanta               | L 104-105 | 45-28 |
| Dec. 22 | Atlanta             | L 115-119      | 19-14 | Mar. 6  | @ Seattle             | L 109-121 | 45-29 |
| Dec. 25 | Boston              | W 123-113      | 20-14 | Mar. 7  | Chicago               | W 117-108 | 46-29 |
| Dec. 27 | Phoenix             | W 128-110      | 21-14 | Mar. 9  | Baltimore             | L 95-107  | 46-30 |
| Dec. 29 | Chicago             | W 126-117      | 22-14 | Mar. 12 | Buffalo               | L 109-116 | 46-31 |
| Dec. 30 | @ Phoenix           | L 114-132      | 22-15 | Mar. 14 | Detroit               | W 110-100 | 47-31 |
| Jan. 1  | San Diego           | L 106-117      | 22-16 | Mar. 16 | @ New York            | L 82-115  | 47-32 |
| Jan. 2  | @ San Diego         | L 108-109 (OT) | 22-17 | Mar. 17 | @ Boston              | L 104-112 | 47-33 |
| Jan. 5  | Cincinnati at Omaha | L 112-146      | 22-18 | Mar. 19 | Phoenix               | L 106-111 | 47-34 |
| Jan. 7  | @ Cleveland         | W 110-105      | 23-18 | Mar. 21 | New York              | W 101-98  | 48-34 |



# 1971-72 LOS ANGELES LAKERS



## 69-13 - 1ST IN PACIFIC DIVISION

**Head Coach:** Bill Sharman  
**Standing:** Gail Goodrich, Jim Cleamons, Pat Riley, Jim McMillian, Jerry West, Flynn Robinson  
**Seated:** Keith Erickson, Happy Hairston, Leroy Ellis, Wilt Chamberlain, John Trapp, Elgin Baylor



*NBA Champions*

### 1971-72 REGULAR SEASON STATISTICS / GAME-BY-GAME RESULTS

|             | G  | Min. | FGM | FGA  | Pct. | FTM | FTA | Pct. | Reb. | Ast. | PF  | Dq. | SCORING |      |
|-------------|----|------|-----|------|------|-----|-----|------|------|------|-----|-----|---------|------|
|             |    |      |     |      |      |     |     |      |      |      |     |     | Pts.    | Avg. |
| Goodrich    | 92 | 3040 | 826 | 1695 | .487 | 475 | 559 | .850 | 295  | 365  | 210 | 0   | 2127    | 25.3 |
| West        | 77 | 2973 | 735 | 1540 | .477 | 515 | 633 | .814 | 327  | 747  | 209 | 0   | 1985    | 25.8 |
| McMillian   | 80 | 3050 | 642 | 1331 | .482 | 219 | 277 | .791 | 222  | 209  | 209 | 0   | 1503    | 18.8 |
| Chamberlain | 82 | 3469 | 496 | 764  | .649 | 221 | 524 | .422 | 1572 | 329  | 196 | 0   | 1213    | 14.8 |
| Hairston    | 80 | 2748 | 368 | 798  | .461 | 311 | 399 | .779 | 1045 | 193  | 251 | 2   | 1047    | 13.1 |
| Baylor      | 9  | 239  | 42  | 97   | .433 | 22  | 27  | .815 | 57   | 18   | 20  | 0   | 106     | 11.8 |
| Robinson    | 64 | 1007 | 262 | 535  | .490 | 111 | 129 | .860 | 115  | 138  | 139 | 2   | 635     | 9.9  |
| Riley       | 67 | 926  | 197 | 441  | .447 | 55  | 74  | .743 | 127  | 75   | 110 | 0   | 449     | 6.7  |
| Trapp       | 58 | 759  | 139 | 314  | .443 | 51  | 73  | .699 | 180  | 42   | 130 | 3   | 329     | 5.7  |
| Erickson    | 15 | 262  | 40  | 83   | .482 | 6   | 7   | .857 | 39   | 35   | 26  | 0   | 86      | 5.7  |
| Ellis       | 74 | 1081 | 138 | 300  | .460 | 66  | 95  | .695 | 310  | 46   | 115 | 0   | 342     | 4.6  |
| Cleamons    | 38 | 201  | 35  | 100  | .350 | 28  | 36  | .778 | 39   | 35   | 21  | 0   | 98      | 2.6  |

| DATE    | OPPONENT       | BOX SCORE | W / L | DATE    | OPPONENT              | BOX SCORE      | W / L |
|---------|----------------|-----------|-------|---------|-----------------------|----------------|-------|
| Oct. 15 | @ Detroit      | W 132-103 | 1-0   | Jan. 7  | @ Atlanta             | W 134-90       | 39-3  |
| Oct. 16 | @ New York     | W 119-104 | 2-0   | Jan. 9  | @ Milwaukee           | L 104-120      | 39-4  |
| Oct. 19 | @ Buffalo      | W 123-106 | 3-0   | Jan. 11 | @ Detroit             | W 123-103      | 40-4  |
| Oct. 20 | @ Atlanta      | W 126-104 | 4-0   | Jan. 12 | @ Cincinnati          | L 107-108      | 40-5  |
| Oct. 22 | Chicago        | L 106-113 | 4-1   | Jan. 14 | @ Philadelphia        | W 135-121      | 41-5  |
| Oct. 24 | @ Houston      | W 113-103 | 5-1   | Jan. 21 | New York              | L 101-104      | 41-6  |
| Oct. 29 | Cincinnati     | W 119-107 | 6-1   | Jan. 22 | @ Phoenix             | L 102-116      | 41-7  |
| Oct. 30 | @ Seattle      | L 106-115 | 6-2   | Jan. 25 | Phoenix               | W 129-119      | 42-7  |
| Oct. 31 | Golden State   | L 105-109 | 6-3   | Jan. 28 | Houston               | W 118-105      | 43-7  |
| Nov. 5  | Baltimore      | W 110-106 | 7-3   | Jan. 30 | Portland              | W 153-131      | 44-7  |
| Nov. 6  | @ Golden State | W 105-89  | 8-3   | Feb. 4  | Milwaukee             | W 118-105      | 45-7  |
| Nov. 7  | New York       | W 103-96  | 9-3   | Feb. 5  | @ Golden State        | W 108-96       | 46-7  |
| Nov. 9  | @ Chicago      | W 122-109 | 10-3  | Feb. 6  | Baltimore             | W 151-127      | 47-7  |
| Nov. 10 | @ Philadelphia | W 143-103 | 11-3  | Feb. 8  | @ New York            | W 107-102      | 48-7  |
| Nov. 12 | Seattle        | W 115-107 | 12-3  | Feb. 9  | @ Atlanta             | W 117-113      | 49-7  |
| Nov. 13 | @ Portland     | W 130-108 | 13-3  | Feb. 11 | @ Boston              | L 108-121      | 49-8  |
| Nov. 14 | Boston         | W 128-115 | 14-3  | Feb. 13 | Balt. at College Park | W 121-110      | 50-8  |
| Nov. 16 | Cleveland      | W 108-90  | 15-3  | Feb. 15 | Cincinnati            | W 125-118      | 51-8  |
| Nov. 19 | Houston        | W 106-99  | 16-3  | Feb. 16 | @ Phoenix             | W 109-110      | 51-9  |
| Nov. 21 | Milwaukee      | W 112-105 | 17-3  | Feb. 18 | Portland              | W 125-114      | 52-9  |
| Nov. 25 | @ Seattle      | W 139-115 | 18-3  | Feb. 19 | @ Portland            | W 115-94       | 53-9  |
| Nov. 26 | Detroit        | W 132-113 | 19-3  | Feb. 20 | Boston                | W 132-113      | 54-9  |
| Nov. 28 | Seattle        | W 136-121 | 20-3  | Feb. 22 | Detroit               | L 134-135 (OT) | 54-10 |
| Dec. 1  | @ Boston       | W 124-111 | 21-3  | Feb. 23 | Houston at Waco       | L 110-115      | 54-11 |
| Dec. 3  | @ Philadelphia | W 131-116 | 22-3  | Feb. 25 | Cincinnati            | W 109-88       | 55-11 |
| Dec. 5  | Portland       | W 123-107 | 23-3  | Feb. 27 | Chicago               | W 123-118 (OT) | 56-11 |
| Dec. 8  | @ Houston      | W 125-120 | 24-3  | Feb. 29 | @ New York            | W 114-111      | 57-11 |
| Dec. 9  | @ Golden State | W 124-111 | 25-3  | Mar. 1  | Milwaukee at Madison  | W 109-108      | 58-11 |
| Dec. 10 | Phoenix        | W 126-117 | 26-3  | Mar. 3  | Atlanta               | W 114-104      | 59-11 |
| Dec. 12 | Atlanta        | W 104-95  | 27-3  | Mar. 5  | Baltimore             | L 94-108       | 59-12 |
| Dec. 14 | @ Portland     | W 129-114 | 28-3  | Mar. 7  | Philadelphia          | W 114-97       | 60-12 |
| Dec. 17 | Golden State   | W 129-99  | 29-3  | Mar. 10 | Cleveland             | W 132-98       | 61-12 |
| Dec. 18 | @ Phoenix      | W 132-106 | 30-3  | Mar. 12 | Buffalo               | W 141-102      | 62-12 |
| Dec. 19 | Philadelphia   | W 154-132 | 31-3  | Mar. 14 | @ Detroit             | W 129-116      | 63-12 |
| Dec. 21 | @ Buffalo      | W 117-103 | 32-3  | Mar. 15 | @ Cincinnati          | W 121-116      | 64-12 |
| Dec. 22 | @ Baltimore    | W 127-120 | 33-3  | Mar. 17 | Milwaukee             | W 123-107      | 65-12 |
| Dec. 26 | Houston        | W 137-115 | 34-3  | Mar. 19 | Golden State          | W 162-99       | 66-12 |
| Dec. 28 | Buffalo        | W 105-87  | 35-3  | Mar. 21 | @ Chicago             | W 109-104      | 67-12 |
| Dec. 30 | @ Seattle      | W 122-106 | 36-3  | Mar. 22 | @ Cleveland           | L 120-124      | 67-13 |
| Jan. 2  | Boston         | W 122-113 | 37-3  | Mar. 24 | Phoenix               | W 112-110      | 68-13 |
| Jan. 5  | @ Cleveland    | W 113-103 | 38-3  | Mar. 26 | Seattle               | W 124-98       | 69-13 |





# 1972-73 LOS ANGELES LAKERS



## 60-22 - 1ST IN PACIFIC DIVISION

**Head Coach:** Bill Sharman  
**Standing:** Gail Goodrich, Jerry West, Travis Grant, Pat Riley, Jim Price  
**Seated:** Keith Erickson, Happy Hairston, Mel Counts, Wilt Chamberlain, Bill Bridges, Jim McMillian  
**Not pictured:** Roger Brown, Bill Turner, Leroy Ellis, Flynn Robinson, John Trapp

*Western Conference Champions*

### 1972-73 REGULAR SEASON STATISTICS / GAME-BY-GAME RESULTS

|             | G  | Min.  | FGM | FGA  | Pct. | FTM | FTA | Pct. | Reb. | Ast. | PF  | Dq. | SCORING |      |
|-------------|----|-------|-----|------|------|-----|-----|------|------|------|-----|-----|---------|------|
|             |    |       |     |      |      |     |     |      |      |      |     |     | Pts.    | Avg. |
| Goodrich    | 76 | 29:7  | 750 | 1615 | 46.4 | 314 | 374 | 84.0 | 263  | 332  | 193 | 1   | 1614    | 23.9 |
| West        | 69 | 24:0  | 618 | 1221 | 47.9 | 339 | 421 | 80.5 | 289  | 607  | 138 | 0   | 1575    | 22.8 |
| McMillian   | 81 | 29:53 | 655 | 1431 | 45.8 | 223 | 264 | 84.5 | 447  | 221  | 176 | 0   | 1533    | 18.9 |
| Hairston    | 28 | 9:39  | 158 | 328  | 48.2 | 140 | 178 | 78.7 | 370  | 68   | 77  | 0   | 456     | 16.3 |
| Chamberlain | 82 | 35:42 | 426 | 586  | 72.7 | 232 | 455 | 51.0 | 1526 | 365  | 191 | 0   | 1084    | 13.2 |
| Bridges†    | 72 | 24:91 | 286 | 597  | 47.9 | 133 | 190 | 70.0 | 782  | 196  | 261 | 3   | 705     | 9.8  |
| Erickson    | 76 | 19:20 | 299 | 696  | 46.0 | 89  | 110 | 80.9 | 337  | 242  | 190 | 3   | 687     | 9.0  |
| Riley       | 55 | 8:01  | 167 | 390  | 42.8 | 65  | 82  | 79.3 | 65   | 81   | 126 | 0   | 399     | 7.3  |
| Price       | 59 | 8:28  | 158 | 359  | 44.0 | 60  | 73  | 82.2 | 115  | 97   | 119 | 1   | 376     | 6.4  |
| Robinson*   | 6  | 4:7   | 14  | 28   | 50.0 | 6   | 8   | 75.0 | 7    | 8    | 11  | 0   | 34      | 5.7  |
| Counts†     | 59 | 6:11  | 127 | 278  | 45.7 | 39  | 58  | 67.2 | 237  | 62   | 98  | 1   | 293     | 5.0  |
| Grant       | 33 | 15:53 | 51  | 116  | 44.0 | 23  | 26  | 88.5 | 52   | 7    | 19  | 0   | 125     | 3.8  |
| Ellis       | 10 | 15:6  | 11  | 40   | 27.5 | 4   | 5   | 80.0 | 33   | 3    | 13  | 0   | 26      | 2.6  |
| Trapp       | 5  | 3:5   | 3   | 12   | 25.0 | 7   | 10  | 70.0 | 14   | 2    | 10  | 0   | 13      | 2.6  |
| Turner†     | 19 | 11:7  | 17  | 52   | 32.7 | 4   | 7   | 57.1 | 25   | 11   | 13  | 0   | 38      | 2.0  |
| Brown       | 1  | 5     | 0   | 0    | --   | 1   | 3   | 33.3 | 0    | 0    | 1   | 0   | 1       | 1.0  |

| DATE    | OPPONENT               | BOX SCORE      | W / L | DATE    | OPPONENT              | BOX SCORE      | W / L |
|---------|------------------------|----------------|-------|---------|-----------------------|----------------|-------|
| Oct. 11 | @ K.C. Omaha           | W 129-94       | 1-0   | Jan. 12 | @ Chicago             | W 109-97       | 32-10 |
| Oct. 13 | @ Boston               | L 104-112      | 1-1   | Jan. 14 | @ Atlanta             | W 102-100      | 33-10 |
| Oct. 14 | @ New York             | L 100-125      | 1-2   | Jan. 16 | Baltimore             | L 104-112      | 33-11 |
| Oct. 15 | @ Cleveland            | W 95-83        | 2-2   | Jan. 19 | New York              | W 95-88        | 34-11 |
| Oct. 20 | Portland               | W 126-104      | 3-2   | Jan. 20 | @ Phoenix             | W 124-104      | 35-11 |
| Oct. 22 | Chicago                | W 104-99       | 4-2   | Jan. 21 | K.C. Omaha            | W 123-102      | 36-11 |
| Oct. 24 | @ K.C. Omaha           | W 114-94       | 5-2   | Jan. 26 | Golden State          | W 100-84       | 37-11 |
| Oct. 25 | Houston at San Antonio | W 112-107      | 6-2   | Jan. 27 | @ Golden State        | W 122-107      | 38-11 |
| Oct. 27 | Golden State           | L 91-119       | 6-3   | Jan. 28 | Seattle               | W 130-94       | 39-11 |
| Oct. 29 | Phoenix                | W 133-123      | 7-3   | Jan. 30 | Chicago               | W 95-92        | 40-11 |
| Nov. 3  | Detroit                | W 116-107      | 8-3   | Feb. 1  | @ Phoenix             | W 120-106      | 41-11 |
| Nov. 4  | @ Portland             | W 134-120      | 9-3   | Feb. 2  | Houston               | W 126-109      | 42-11 |
| Nov. 5  | @ Seattle              | W 124-115      | 10-3  | Feb. 4  | Balt. at College Park | W 125-115      | 43-11 |
| Nov. 7  | Houston                | W 122-109      | 11-3  | Feb. 6  | @ New York            | W 95-90        | 44-11 |
| Nov. 10 | Cleveland              | W 118-88       | 12-3  | Feb. 7  | @ Boston              | L 112-113 (OT) | 44-12 |
| Nov. 14 | @ Milwaukee            | W 95-92        | 13-3  | Feb. 9  | @ Milwaukee           | L 88-109       | 44-13 |
| Nov. 15 | @ Detroit              | W 110-99       | 14-3  | Feb. 11 | Philadelphia          | W 108-90       | 45-13 |
| Nov. 17 | Buffalo                | W 103-100      | 15-3  | Feb. 13 | Seattle               | W 101-98       | 46-13 |
| Nov. 19 | Philadelphia           | W 135-95       | 16-3  | Feb. 16 | Baltimore             | W 121-103      | 47-13 |
| Nov. 24 | Detroit                | W 140-123      | 17-3  | Feb. 17 | @ Portland            | W 110-103      | 48-13 |
| Nov. 25 | @ Phoenix              | W 116-109      | 18-3  | Feb. 18 | Atlanta               | L 92-99        | 48-14 |
| Nov. 26 | Phoenix                | W 112-107      | 19-3  | Feb. 20 | @ Chicago             | L 89-103       | 48-15 |
| Dec. 1  | Atlanta                | L 109-114 (OT) | 19-4  | Feb. 21 | @ Detroit             | L 98-106       | 48-16 |
| Dec. 2  | @ Golden State         | W 112-103      | 20-4  | Feb. 23 | Golden State          | L 106-111      | 48-17 |
| Dec. 5  | Milwaukee              | W 116-94       | 21-4  | Feb. 25 | Milwaukee             | W 91-82        | 49-17 |
| Dec. 8  | Seattle                | W 119-100      | 22-4  | Feb. 27 | K.C. Omaha            | L 103-107      | 49-18 |
| Dec. 10 | Portland               | W 137-101      | 23-4  | Mar. 2  | Chicago               | W 108-88       | 50-18 |
| Dec. 12 | @ Chicago              | W 106-105 (OT) | 24-4  | Mar. 4  | Cleveland             | W 127-84       | 51-18 |
| Dec. 13 | @ Philadelphia         | W 128-90       | 25-4  | Mar. 6  | @ Portland            | W 114-102      | 52-18 |
| Dec. 15 | Boston                 | L 98-102       | 25-5  | Mar. 9  | Boston                | L 111-119      | 52-19 |
| Dec. 19 | @ Buffalo              | W 126-100      | 26-5  | Mar. 11 | Detroit               | W 141-117      | 53-19 |
| Dec. 20 | @ Baltimore            | W 96-90        | 27-5  | Mar. 13 | @ Buffalo             | W 121-112      | 54-19 |
| Dec. 22 | Phoenix                | L 110-118      | 27-6  | Mar. 14 | @ Detroit             | W 121-112      | 55-19 |
| Dec. 26 | Portland               | W 116-92       | 28-6  | Mar. 16 | New York              | L 98-109       | 55-20 |
| Dec. 27 | @ Houston              | W 104-136      | 28-7  | Mar. 18 | Phoenix               | W 131-113      | 56-20 |
| Dec. 29 | K.C. Omaha             | W 123-92       | 29-7  | Mar. 20 | @ Atlanta             | L 112-114      | 56-21 |
| Jan. 1  | @ Seattle              | W 108-103      | 30-7  | Mar. 21 | @ K.C. Omaha          | W 124-118      | 57-21 |
| Jan. 2  | @ Golden State         | L 106-112      | 30-8  | Mar. 23 | Buffalo               | W 121-101      | 58-21 |
| Jan. 6  | @ Cleveland            | L 93-108       | 30-9  | Mar. 25 | @ Seattle             | W 109-93       | 59-21 |
| Jan. 7  | @ Milwaukee            | L 92-99        | 30-10 | Mar. 27 | Milwaukee             | L 84-85        | 59-22 |
| Jan. 10 | @ Philadelphia         | W 120-96       | 31-10 | Mar. 28 | @ Golden State        | W 96-89        | 60-22 |



# 1973-74 LOS ANGELES LAKERS



## 47-35 - 1ST IN PACIFIC DIVISION

**Head Coach:** Bill Sharman  
**Standing:** Gail Goodrich, Jim Price, Kermit Washington, Pat Riley, Nate Hawthorne, Jerry West  
**Seated:** Stan Love, Happy Hairston, Mel Counts, Elmore Smith, Bill Bridges, Connie Hawkins  
**Not pictured:** Travis Grant



### 1973-74 REGULAR SEASON STATISTICS / GAME-BY-GAME RESULTS

|            | G  | Min. | FGM | FGA  | Pct. | FTM | FTA | Pct. | REBOUNDS |      |      |      |     |     |     |      |      |      | SCORING |  |
|------------|----|------|-----|------|------|-----|-----|------|----------|------|------|------|-----|-----|-----|------|------|------|---------|--|
|            |    |      |     |      |      |     |     |      | Off.     | Def. | Tot. | Ast. | PF  | Dq. | Sl. | Blk. | Pts. | Avg. | Hl      |  |
| Goodrich   | 82 | 3061 | 784 | 1773 | .442 | 508 | 588 | .864 | 95       | 155  | 250  | 427  | 227 | 3   | 126 | 12   | 2076 | 25.3 | 49      |  |
| West       | 31 | 987  | 232 | 519  | .447 | 165 | 198 | .833 | 30       | 86   | 116  | 206  | 80  | 0   | 81  | 23   | 629  | 20.3 | 35      |  |
| Price      | 82 | 2628 | 538 | 1197 | .449 | 187 | 234 | .799 | 120      | 258  | 378  | 369  | 229 | 2   | 157 | 29   | 1263 | 15.4 | 31      |  |
| Hairston   | 77 | 2634 | 385 | 759  | .507 | 343 | 445 | .771 | 335      | 705  | 1040 | 208  | 264 | 2   | 64  | 17   | 1113 | 14.5 | 29      |  |
| Hawkins†   | 71 | 2538 | 368 | 733  | .502 | 173 | 224 | .772 | 162      | 360  | 522  | 379  | 203 | 1   | 105 | 78   | 909  | 12.8 | 26      |  |
| Smith      | 81 | 2922 | 434 | 949  | .457 | 147 | 249 | .590 | 204      | 702  | 906  | 150  | 309 | 8   | 71  | 393  | 1015 | 12.5 | 37      |  |
| Riley      | 72 | 1361 | 287 | 667  | .430 | 110 | 144 | .764 | 38       | 90   | 128  | 148  | 173 | 1   | 54  | 3    | 684  | 9.5  | 22      |  |
| Bridges    | 65 | 1812 | 216 | 513  | .421 | 116 | 164 | .707 | 193      | 306  | 499  | 148  | 219 | 3   | 58  | 31   | 548  | 8.4  | 28      |  |
| Love       | 51 | 698  | 119 | 278  | .428 | 49  | 64  | .766 | 54       | 116  | 170  | 48   | 132 | 3   | 28  | 20   | 287  | 5.6  | 21      |  |
| Washington | 45 | 400  | 73  | 151  | .483 | 26  | 49  | .531 | 62       | 85   | 147  | 19   | 77  | 0   | 21  | 18   | 172  | 3.8  | 18      |  |
| Counts     | 45 | 499  | 61  | 167  | .365 | 24  | 33  | .727 | 56       | 90   | 146  | 54   | 85  | 2   | 20  | 23   | 146  | 3.2  | 16      |  |
| Hawthorne  | 33 | 229  | 38  | 93   | .409 | 30  | 48  | .625 | 16       | 16   | 32   | 23   | 33  | 1   | 9   | 6    | 106  | 3.2  | 13      |  |
| Grant      | 3  | 6    | 1   | 4    | .250 | 1   | 3   | .333 | 0        | 1    | 1    | 0    | 1   | 0   | 0   | 0    | 3    | 1.0  | 3       |  |

| DATE    | OPPONENT       | BOX SCORE      | W / L | DATE    | OPPONENT       | BOX SCORE      | W / L |
|---------|----------------|----------------|-------|---------|----------------|----------------|-------|
| Oct. 9  | @ Chicago      | W 117-97       | 1-0   | Jan. 6  | K.C. Omaha     | W 109-105      | 24-18 |
| Oct. 11 | @ Atlanta      | L 102-129      | 1-1   | Jan. 8  | @ Capital      | L 92-94        | 24-19 |
| Oct. 13 | @ Buffalo      | W 125-122      | 2-1   | Jan. 9  | @ Detroit      | L 94-123       | 24-20 |
| Oct. 19 | Seattle        | W 118-91       | 3-1   | Jan. 11 | @ Boston       | W 111-103      | 25-20 |
| Oct. 21 | Atlanta        | L 100-119      | 3-2   | Jan. 12 | @ Philadelphia | W 108-101      | 26-20 |
| Oct. 23 | @ Houston      | W 107-98       | 4-2   | Jan. 18 | @ K.C. Omaha   | W 116-115      | 27-20 |
| Oct. 24 | @ K.C. Omaha   | W 92-91        | 5-2   | Jan. 20 | @ Milwaukee    | L 90-94        | 27-21 |
| Oct. 26 | Detroit        | W 94-92        | 6-2   | Jan. 22 | Milwaukee      | L 110-111 (OT) | 27-22 |
| Oct. 28 | Portland       | W 111-98       | 7-2   | Jan. 25 | Capital        | W 143-124      | 28-22 |
| Oct. 30 | @ Portland     | L 112-114      | 7-3   | Jan. 27 | Milwaukee      | W 99-92        | 28-22 |
| Nov. 2  | New York       | L 91-106       | 7-4   | Feb. 1  | Phoenix        | W 121-110      | 30-22 |
| Nov. 4  | Houston        | W 106-93       | 8-4   | Feb. 2  | @ Phoenix      | L 112-119      | 30-23 |
| Nov. 6  | @ Cleveland    | L 96-115       | 8-5   | Feb. 3  | Portland       | W 124-91       | 31-23 |
| Nov. 7  | @ Milwaukee    | L 92-109       | 8-6   | Feb. 5  | @ Houston      | L 112-116 (OT) | 31-24 |
| Nov. 9  | @ Seattle      | W 118-111      | 9-6   | Feb. 6  | @ Atlanta      | L 103-107      | 31-25 |
| Nov. 16 | Chicago        | W 118-102      | 10-6  | Feb. 10 | @ Chicago      | L 86-96        | 31-26 |
| Nov. 17 | @ Phoenix      | W 130-110      | 11-6  | Feb. 12 | Houston        | L 119-129      | 31-27 |
| Nov. 18 | Cleveland      | W 102-100      | 12-6  | Feb. 15 | Seattle        | W 112-96       | 32-27 |
| Nov. 20 | @ New York     | L 89-105       | 12-7  | Feb. 17 | Atlanta        | L 110-113      | 32-28 |
| Nov. 21 | @ Capital      | W 106-97       | 13-7  | Feb. 19 | @ K.C. Omaha   | L 86-92        | 32-29 |
| Nov. 24 | @ Portland     | W 113-108      | 14-7  | Feb. 20 | @ Detroit      | W 110-112      | 32-30 |
| Nov. 25 | Portland       | W 137-109      | 15-7  | Feb. 22 | Philadelphia   | W 104-103      | 33-30 |
| Nov. 30 | K.C. Omaha     | W 123-107      | 16-7  | Feb. 23 | @ Seattle      | W 118-116      | 34-30 |
| Dec. 1  | @ Portland     | L 115-134      | 16-8  | Feb. 24 | Chicago        | W 100-90       | 35-30 |
| Dec. 2  | Detroit        | L 108-114      | 16-9  | Feb. 26 | @ Buffalo      | W 119-112      | 36-30 |
| Dec. 4  | Phoenix        | W 120-103      | 17-9  | Feb. 27 | @ Milwaukee    | W 110-108      | 37-30 |
| Dec. 7  | Seattle        | L 111-115      | 17-10 | Mar. 1  | K.C. Omaha     | W 107-100      | 38-30 |
| Dec. 8  | @ Golden State | L 111-135      | 17-11 | Mar. 3  | Golden State   | W 108-104      | 39-30 |
| Dec. 9  | Capital        | L 96-110       | 17-12 | Mar. 5  | @ Portland     | L 102-107      | 39-31 |
| Dec. 11 | @ Cleveland    | L 100-101 (OT) | 17-13 | Mar. 6  | Boston         | W 116-111      | 40-31 |
| Dec. 12 | @ Detroit      | L 96-114       | 17-14 | Mar. 8  | Detroit        | W 129-113      | 41-31 |
| Dec. 14 | @ Chicago      | W 100-97       | 18-14 | Mar. 10 | @ Boston       | L 82-94        | 41-32 |
| Dec. 16 | Boston         | L 110-115      | 18-15 | Mar. 12 | @ New York     | W 109-102      | 42-32 |
| Dec. 18 | Milwaukee      | W 109-107      | 19-15 | Mar. 13 | @ Philadelphia | W 121-100      | 43-32 |
| Dec. 21 | Philadelphia   | W 116-107      | 20-15 | Mar. 15 | Golden State   | L 107-112      | 43-33 |
| Dec. 25 | @ Phoenix      | L 100-135      | 20-16 | Mar. 16 | @ Golden State | L 105-135      | 43-34 |
| Dec. 26 | @ Seattle      | L 105-129      | 20-17 | Mar. 17 | New York       | W 126-114      | 44-34 |
| Dec. 28 | Phoenix        | L 119-107      | 21-17 | Mar. 20 | Milwaukee      | W 120-114      | 45-34 |
| Dec. 29 | @ Golden State | L 100-102      | 21-18 | Mar. 22 | Chicago        | W 99-93        | 46-34 |
| Dec. 30 | Buffalo        | W 108-105      | 22-18 | Mar. 24 | Buffalo        | W 150-124      | 47-34 |
| Jan. 4  | Golden State   | W 114-111      | 23-18 | Mar. 26 | Seattle        | L 115-121      | 47-35 |



† Totals with Lakers only.





# 1974-75 LOS ANGELES LAKERS



## 30-52 - 5TH IN PACIFIC DIVISION

**Head Coach:** Bill Sharman  
**Standing:** Pat Riley, Brian Winters, Stu Lantz, Lucius Allen, Gail Goodrich  
**Seated:** Cazzie Russell, Happy Hairston, Kermit Washington, Elmore Smith, Zelmo Beaty, Corky Calhoun  
**Not pictured:** Bill Bridges, Connie Hawkins, Stan Love, Jim Price

### 1974-75 REGULAR SEASON STATISTICS / GAME-BY-GAME RESULTS

|            | G  | Min. | FGM | FGA  | Pct. | FTM | FTA | Pct. | REBOUNDS |      |      | Dq. | Stl. | Blk. | SCORING |      |      |      |    |
|------------|----|------|-----|------|------|-----|-----|------|----------|------|------|-----|------|------|---------|------|------|------|----|
|            |    |      |     |      |      |     |     |      | Off.     | Def. | Tot. |     |      |      | Pts.    | Avg. |      |      |    |
| Goodrich   | 72 | 2668 | 656 | 1429 | .456 | 318 | 376 | .841 | 96       | 123  | 219  | 420 | 214  | 1    | 102     | 6    | 1630 | 22.6 | 53 |
| Price*     | 9  | 339  | 75  | 167  | .449 | 41  | 45  | .911 | 17       | 26   | 43   | 53  | 36   | 1    | 21      | 3    | 191  | 21.2 | 27 |
| Allen†     | 56 | 2011 | 443 | 1006 | .440 | 207 | 269 | .770 | 81       | 166  | 247  | 119 | 194  | 4    | 122     | 28   | 1093 | 19.5 | 39 |
| Russell    | 40 | 1055 | 264 | 580  | .455 | 101 | 113 | .894 | 34       | 81   | 115  | 109 | 56   | 0    | 27      | 2    | 629  | 15.7 | 30 |
| Winters    | 68 | 1516 | 359 | 810  | .443 | 76  | 92  | .826 | 39       | 99   | 138  | 195 | 168  | 1    | 74      | 18   | 794  | 11.7 | 30 |
| Riley      | 46 | 1016 | 219 | 523  | .419 | 69  | 93  | .742 | 25       | 60   | 85   | 121 | 128  | 0    | 36      | 4    | 507  | 11.0 | 38 |
| Smith      | 74 | 2341 | 346 | 702  | .493 | 112 | 231 | .485 | 210      | 600  | 810  | 145 | 255  | 6    | 84      | 216  | 804  | 10.9 | 30 |
| Hairston   | 74 | 2283 | 271 | 536  | .506 | 217 | 271 | .801 | 304      | 642  | 946  | 173 | 218  | 2    | 52      | 11   | 759  | 10.3 | 21 |
| Lantz†     | 56 | 1430 | 189 | 446  | .424 | 145 | 176 | .824 | 81       | 89   | 170  | 158 | 134  | 1    | 44      | 10   | 523  | 9.3  | 26 |
| Hawkins    | 43 | 1026 | 139 | 324  | .429 | 68  | 99  | .687 | 54       | 144  | 198  | 120 | 116  | 1    | 51      | 23   | 346  | 8.0  | 24 |
| Love       | 30 | 431  | 85  | 194  | .438 | 47  | 66  | .712 | 31       | 66   | 97   | 26  | 69   | 1    | 16      | 13   | 217  | 7.2  | 18 |
| Beaty      | 69 | 1213 | 136 | 310  | .439 | 108 | 135 | .800 | 93       | 234  | 327  | 74  | 130  | 1    | 45      | 29   | 380  | 5.5  | 19 |
| Calhoun†   | 57 | 1270 | 120 | 286  | .420 | 44  | 62  | .710 | 95       | 141  | 236  | 75  | 160  | 1    | 49      | 23   | 284  | 5.0  | 13 |
| Washington | 55 | 949  | 87  | 207  | .420 | 72  | 122 | .590 | 106      | 244  | 350  | 66  | 155  | 2    | 25      | 32   | 246  | 4.5  | 12 |
| Bridges*   | 17 | 307  | 20  | 57   | .351 | 16  | 30  | .533 | 46       | 48   | 94   | 27  | 46   | 1    | 7       | 5    | 56   | 3.3  | 15 |

| DATE    | OPPONENT       | BOX SCORE      | W / L | DATE    | OPPONENT       | BOX SCORE       | W / L |
|---------|----------------|----------------|-------|---------|----------------|-----------------|-------|
| Oct. 18 | Golden State   | W 105-90       | 1-0   | Jan. 11 | @ Washington   | L 90-102        | 17-25 |
| Oct. 20 | K.C. Omaha     | L 95-105       | 1-1   | Jan. 21 | @ Golden State | L 108-138       | 17-26 |
| Oct. 25 | Detroit        | L 107-110      | 1-2   | Jan. 24 | New Orleans    | W 110-108       | 18-26 |
| Oct. 27 | Phoenix        | W 123-116      | 2-2   | Jan. 26 | Philadelphia   | L 97-103        | 18-27 |
| Oct. 29 | @ Portland     | W 105-102      | 3-2   | Jan. 28 | @ Houston      | L 89-104        | 18-28 |
| Oct. 30 | @ Seattle      | L 97-117       | 3-3   | Jan. 29 | @ New Orleans  | W 112-108       | 19-28 |
| Nov. 1  | Milwaukee      | W 109-86       | 4-3   | Jan. 31 | @ Phoenix      | L 101-105       | 19-29 |
| Nov. 3  | Buffalo        | L 101-124      | 4-4   | Feb. 2  | Seattle        | L 112-119       | 19-30 |
| Nov. 8  | New York       | L 105-117      | 4-5   | Feb. 4  | @ New York     | L 94-109        | 19-31 |
| Nov. 10 | Golden State   | L 103-106      | 4-6   | Feb. 5  | @ Philadelphia | W 113-110 (2OT) | 20-31 |
| Nov. 13 | @ Seattle      | L 103-108      | 4-7   | Feb. 7  | @ Buffalo      | L 98-108        | 20-32 |
| Nov. 15 | Philadelphia   | W 105-99       | 5-7   | Feb. 9  | @ Detroit      | L 96-97         | 20-33 |
| Nov. 16 | @ Portland     | L 99-112       | 5-8   | Feb. 11 | Buffalo        | L 108-112       | 20-34 |
| Nov. 17 | Chicago        | L 76-96        | 5-9   | Feb. 14 | Atlanta        | W 108-100       | 21-34 |
| Nov. 22 | Houston        | W 89-83        | 6-9   | Feb. 16 | @ Seattle      | L 87-109        | 21-35 |
| Nov. 24 | Washington     | L 108-111      | 6-10  | Feb. 18 | @ Chicago      | L 105-128       | 21-36 |
| Nov. 26 | @ Milwaukee    | W 105-102      | 7-10  | Feb. 19 | @ K.C. Omaha   | L 92-115        | 21-37 |
| Nov. 27 | @ K.C. Omaha   | L 89-107       | 7-11  | Feb. 21 | Golden State   | L 93-105        | 21-38 |
| Nov. 29 | New Orleans    | W 127-122      | 8-11  | Feb. 23 | Boston         | L 115-119       | 21-39 |
| Nov. 30 | @ Golden State | L 118-128      | 8-12  | Feb. 26 | Portland       | L 116-117 (2OT) | 21-40 |
| Dec. 1  | Phoenix        | W 111-105 (OT) | 9-12  | Feb. 28 | Cleveland      | W 109-105       | 22-40 |
| Dec. 3  | @ New York     | L 95-100       | 9-13  | Mar. 2  | @ Washington   | L 104-117       | 22-41 |
| Dec. 4  | @ Boston       | L 90-101       | 9-14  | Mar. 4  | @ Atlanta      | L 97-109        | 22-42 |
| Dec. 6  | Atlanta        | W 100-84       | 10-14 | Mar. 5  | @ New Orleans  | L 117-123       | 22-43 |
| Dec. 7  | @ Phoenix      | L 88-92        | 10-15 | Mar. 7  | Chicago        | L 87-89         | 22-44 |
| Dec. 8  | Phoenix        | W 107-102      | 11-15 | Mar. 9  | Houston        | W 116-95        | 23-44 |
| Dec. 13 | Seattle        | W 109-93       | 12-15 | Mar. 11 | @ Detroit      | W 95-94         | 24-44 |
| Dec. 15 | @ Portland     | L 97-100       | 12-16 | Mar. 13 | @ Cleveland    | L 85-104        | 24-45 |
| Dec. 17 | Cleveland      | L 106-119      | 12-17 | Mar. 14 | @ Milwaukee    | W 105-104       | 25-45 |
| Dec. 20 | Detroit        | L 102-103      | 12-18 | Mar. 16 | Golden State   | W 111-95        | 26-45 |
| Dec. 21 | @ Phoenix      | L 104-114      | 12-19 | Mar. 18 | New York       | L 100-109       | 26-46 |
| Dec. 22 | Portland       | W 115-102      | 13-19 | Mar. 21 | Seattle        | W 112-109 (OT)  | 27-46 |
| Dec. 26 | @ Cleveland    | W 99-89        | 14-19 | Mar. 23 | Milwaukee      | W 116-97        | 28-46 |
| Dec. 27 | @ Chicago      | W 105-83       | 15-19 | Mar. 25 | @ Golden State | L 122-139       | 28-47 |
| Dec. 28 | @ Atlanta      | L 89-106       | 15-20 | Mar. 26 | @ Seattle      | L 89-110        | 28-48 |
| Dec. 30 | @ Houston      | L 107-120      | 15-21 | Mar. 28 | K.C. Omaha     | W 114-103       | 29-48 |
| Jan. 3  | Boston         | L 106-127      | 15-22 | Mar. 30 | Phoenix        | W 104-90        | 30-48 |
| Jan. 5  | Washington     | W 112-109 (OT) | 16-22 | Apr. 1  | Portland       | L 106-124       | 30-49 |
| Jan. 7  | @ Buffalo      | L 107-115      | 16-23 | Apr. 2  | @ Phoenix      | L 106-108       | 30-50 |
| Jan. 8  | @ Philadelphia | W 106-98       | 17-23 | Apr. 4  | Seattle        | L 102-111       | 30-51 |
| Jan. 10 | @ Boston       | L 97-103       | 17-24 | Apr. 6  | @ Portland     | L 97-126        | 30-52 |





# 1975-76 LOS ANGELES LAKERS



## 40-42 - 4TH IN PACIFIC DIVISION

**Head Coach:** Bill Sharman  
**Standing:** Gail Goodrich, Stu Lantz, Cazzie Russell, C.J. Kupec, Corky Calhoun, Don Freeman, Ron Williams  
**Seated:** Cliff Meely, Carnell Warner, Jim McDaniels, Kareem Abdul-Jabbar, Don Ford, Kermit Washington  
**Not pictured:** Lucius Allen, Pat Riley, John Roche, Walt Wesley



## 1975-76 REGULAR SEASON STATISTICS / GAME-BY-GAME RESULTS

|              | G  | Min. | FGM | FGA  | Pct. | FTM | FTA | Pct. | REBOUNDS |      |      |      |     |     |      |      |      |      | SCORING |  |
|--------------|----|------|-----|------|------|-----|-----|------|----------|------|------|------|-----|-----|------|------|------|------|---------|--|
|              |    |      |     |      |      |     |     |      | Off.     | Def. | Tot. | Ast. | PF  | Dq. | Stl. | Blk. | Pts. | Avg. | HL      |  |
| Abdul-Jabbar | 82 | 3379 | 914 | 1728 | .529 | 447 | 636 | .703 | 272      | 1111 | 1383 | 413  | 292 | 6   | 119  | 338  | 2275 | 27.7 | 48      |  |
| Goodrich     | 75 | 2646 | 583 | 1321 | .441 | 293 | 346 | .847 | 94       | 120  | 214  | 421  | 238 | 3   | 123  | 17   | 1459 | 19.5 | 37      |  |
| Allen        | 76 | 2398 | 461 | 1004 | .459 | 197 | 254 | .776 | 64       | 150  | 214  | 357  | 241 | 2   | 101  | 20   | 1119 | 14.7 | 28      |  |
| Russell      | 74 | 1625 | 371 | 802  | .463 | 132 | 148 | .892 | 50       | 133  | 183  | 122  | 122 | 0   | 53   | 3    | 874  | 11.8 | 33      |  |
| Freeman      | 64 | 1480 | 263 | 606  | .434 | 163 | 199 | .819 | 72       | 108  | 180  | 171  | 160 | 1   | 57   | 11   | 689  | 10.8 | 25      |  |
| Ford         | 76 | 1838 | 311 | 710  | .438 | 104 | 139 | .748 | 118      | 215  | 333  | 111  | 186 | 3   | 50   | 14   | 726  | 9.6  | 25      |  |
| Warner       | 81 | 2512 | 251 | 524  | .479 | 89  | 128 | .695 | 223      | 499  | 722  | 106  | 283 | 3   | 55   | 46   | 591  | 7.3  | 24      |  |
| Riley*       | 2  | 23   | 5   | 13   | .385 | 1   | 3   | .333 | 1        | 2    | 3    | 0    | 5   | 0   | 1    | 1    | 11   | 5.5  | 9       |  |
| Calhoun      | 76 | 1816 | 172 | 368  | .467 | 65  | 83  | .783 | 117      | 224  | 341  | 85   | 216 | 4   | 62   | 35   | 409  | 5.4  | 18      |  |
| Williams     | 9  | 158  | 17  | 43   | .395 | 10  | 13  | .769 | 2        | 17   | 19   | 21   | 15  | 0   | 3    | 0    | 44   | 4.9  | 12      |  |
| Lantz        | 53 | 853  | 85  | 204  | .417 | 80  | 89  | .899 | 28       | 71   | 99   | 76   | 105 | 1   | 27   | 3    | 250  | 4.7  | 19      |  |
| Wesley       | 1  | 7    | 1   | 2    | .500 | 2   | 4   | .500 | 0        | 1    | 1    | 1    | 2   | 0   | 0    | 0    | 4    | 4.0  | 4       |  |
| Washington   | 36 | 492  | 39  | 90   | .433 | 45  | 66  | .682 | 51       | 114  | 165  | 20   | 76  | 0   | 11   | 26   | 123  | 3.4  | 14      |  |
| Meely†       | 20 | 139  | 20  | 51   | .392 | 24  | 32  | .750 | 10       | 35   | 45   | 9    | 30  | 0   | 5    | 4    | 64   | 3.2  | 11      |  |
| McDaniels    | 35 | 242  | 41  | 102  | .402 | 9   | 9   | 1.00 | 26       | 48   | 74   | 15   | 40  | 1   | 4    | 10   | 91   | 2.6  | 12      |  |
| Kupec        | 16 | 55   | 10  | 40   | .250 | 7   | 11  | .636 | 4        | 19   | 23   | 5    | 7   | 0   | 3    | 0    | 27   | 1.7  | 6       |  |
| Roche        | 15 | 52   | 3   | 14   | .214 | 2   | 4   | .500 | 0        | 3    | 3    | 6    | 7   | 0   | 0    | 0    | 8    | 0.5  | 4       |  |

| DATE    | OPPONENT       | BOX SCORE      | W / L | DATE    | OPPONENT       | BOX SCORE | W / L |
|---------|----------------|----------------|-------|---------|----------------|-----------|-------|
| Oct. 23 | @ New York     | W 104-101      | 1-0   | Jan. 9  | @ Philadelphia | L 106-109 | 22-20 |
| Oct. 27 | @ Philadelphia | W 104-117      | 1-1   | Jan. 11 | @ Milwaukee    | L 89-95   | 22-21 |
| Oct. 28 | @ Milwaukee    | W 99-92        | 2-1   | Jan. 13 | @ Chicago      | W 104-102 | 23-21 |
| Oct. 29 | @ Detroit      | L 99-112       | 2-2   | Jan. 22 | @ Golden State | W 105-129 | 23-22 |
| Oct. 31 | Seattle        | W 120-104      | 3-2   | Jan. 23 | @ Portland     | L 96-119  | 23-23 |
| Nov. 2  | Atlanta        | W 116-113 (OT) | 4-2   | Jan. 25 | Washington     | L 101-105 | 23-24 |
| Nov. 4  | @ Kansas City  | L 98-116       | 4-3   | Jan. 28 | Phoenix        | W 121-118 | 24-24 |
| Nov. 5  | @ New Orleans  | L 110-113      | 4-4   | Jan. 30 | Portland       | L 113-121 | 24-25 |
| Nov. 7  | New York       | W 105-97       | 5-4   | Feb. 1  | Philadelphia   | W 103-82  | 25-25 |
| Nov. 8  | @ Golden State | L 106-114      | 5-5   | Feb. 5  | @ Kansas City  | L 109-117 | 25-26 |
| Nov. 9  | Kansas City    | W 125-112      | 6-5   | Feb. 6  | @ Chicago      | L 106-112 | 25-27 |
| Nov. 12 | New Orleans    | W 116-100      | 7-5   | Feb. 8  | @ Atlanta      | W 97-89   | 26-27 |
| Nov. 14 | Phoenix        | W 114-107      | 8-5   | Feb. 10 | Detroit        | W 106-88  | 27-27 |
| Nov. 16 | Chicago        | W 110-93       | 9-5   | Feb. 13 | New Orleans    | W 126-112 | 28-27 |
| Nov. 18 | @ Buffalo      | L 106-120      | 9-6   | Feb. 15 | @ Washington   | L 88-101  | 28-28 |
| Nov. 19 | @ Houston      | W 118-110      | 10-6  | Feb. 17 | @ New Orleans  | W 115-101 | 29-28 |
| Nov. 21 | Milwaukee      | W 116-104      | 11-6  | Feb. 18 | @ Houston      | L 98-114  | 29-29 |
| Nov. 23 | Houston        | W 110-99       | 12-6  | Feb. 20 | Boston         | L 113-125 | 29-30 |
| Nov. 26 | @ Portland     | L 101-118      | 12-7  | Feb. 22 | @ Seattle      | L 91-97   | 29-31 |
| Nov. 28 | Buffalo        | W 126-105      | 13-7  | Feb. 27 | Kansas City    | W 97-90   | 30-31 |
| Nov. 30 | Portland       | W 116-109      | 14-7  | Feb. 29 | Cleveland      | W 108-97  | 31-31 |
| Dec. 2  | @ Washington   | L 104-107      | 14-8  | Mar. 5  | Golden State   | W 106-99  | 32-31 |
| Dec. 3  | @ Detroit      | W 118-110      | 15-8  | Mar. 7  | Chicago        | L 88-91   | 32-32 |
| Dec. 7  | Washington     | W 114-106      | 16-8  | Mar. 9  | @ New York     | L 96-101  | 32-33 |
| Dec. 12 | Philadelphia   | W 114-102      | 17-8  | Mar. 10 | @ Boston       | L 89-92   | 32-34 |
| Dec. 13 | @ Phoenix      | L 108-116      | 17-9  | Mar. 12 | New York       | W 113-95  | 33-34 |
| Dec. 14 | Detroit        | W 110-100      | 18-9  | Mar. 14 | Buffalo        | W 137-109 | 34-34 |
| Dec. 16 | Cleveland      | L 103-123      | 18-10 | Mar. 16 | @ Cleveland    | W 109-105 | 35-34 |
| Dec. 18 | @ Atlanta      | L 98-114       | 18-11 | Mar. 17 | @ Milwaukee    | L 96-109  | 35-35 |
| Dec. 19 | @ Chicago      | L 91-104       | 18-12 | Mar. 19 | Detroit        | W 122-107 | 36-35 |
| Dec. 21 | @ Cleveland    | L 98-99        | 18-13 | Mar. 20 | @ Phoenix      | L 93-106  | 36-36 |
| Dec. 23 | Kansas City    | W 111-97       | 19-13 | Mar. 21 | Milwaukee      | L 111-130 | 36-37 |
| Dec. 26 | Portland       | W 104-95       | 20-13 | Mar. 23 | Houston        | W 125-106 | 37-37 |
| Dec. 27 | @ Seattle      | W 109-100      | 21-13 | Mar. 26 | Atlanta        | W 107-85  | 38-37 |
| Dec. 28 | Boston         | L 113-123      | 21-14 | Mar. 27 | @ Golden State | L 97-113  | 38-38 |
| Dec. 30 | Seattle        | L 100-112      | 21-15 | Mar. 28 | Phoenix        | L 97-100  | 38-39 |
| Jan. 2  | Golden State   | L 105-113      | 21-16 | Mar. 31 | @ Seattle      | L 109-120 | 38-40 |
| Jan. 3  | @ Golden State | L 99-130       | 21-17 | Apr. 2  | Seattle        | W 113-105 | 39-40 |
| Jan. 4  | Portland       | W 110-101      | 22-17 | Apr. 4  | Golden State   | W 118-111 | 40-40 |
| Jan. 6  | @ Buffalo      | L 113-114      | 22-18 | Apr. 6  | @ Portland     | L 104-106 | 40-41 |
| Jan. 7  | @ Boston       | L 103-109      | 22-19 | Apr. 8  | @ Phoenix      | L 98-113  | 40-42 |

\* Finished season with another team. † Totals with Lakers only.



# 1976-77 LOS ANGELES LAKERS



## 53-29 - 1ST IN PACIFIC DIVISION

**Head Coach:** Jerry West  
**Standing:** Lucius Allen, Earl Tatum, Don Chaney, Marv Roberts, Tom Abernathy, Mack Calvin, Cazzie Russell, Stu Lantz, Bo Lamar  
**Seated:** Don Ford, Kermit Washington, Kareem Abdul-Jabbar, C.J. Kupec  
**Not pictured:** Allen Murphy, Johnny Neuman, Camell Warner

### 1976-77 REGULAR SEASON STATISTICS / GAME-BY-GAME RESULTS

|              | G  | Min. | FGM | FGA  | Pct. | FTM | FTA | Pct. | REBOUNDS |      | Ast. | PF  | Dq. | Stl. | Blk. | SCORING |      |      |    |
|--------------|----|------|-----|------|------|-----|-----|------|----------|------|------|-----|-----|------|------|---------|------|------|----|
|              |    |      |     |      |      |     |     |      | Off.     | Def. |      |     |     |      |      | Tot.    | Pts. | Avg. | Hi |
| Abdul-Jabbar | 82 | 3016 | 898 | 1533 | .579 | 376 | 536 | .701 | 266      | 824  | 1090 | 319 | 262 | 4    | 101  | 21      | 2152 | 26.2 | 40 |
| Russell      | 82 | 2583 | 578 | 1179 | .490 | 183 | 219 | .868 | 86       | 208  | 294  | 210 | 163 | 1    | 86   | 7       | 1344 | 16.4 | 35 |
| Allen        | 78 | 2482 | 472 | 1035 | .456 | 195 | 252 | .774 | 58       | 193  | 251  | 405 | 183 | 0    | 116  | 19      | 1139 | 14.6 | 30 |
| Washington   | 53 | 1342 | 191 | 380  | .503 | 132 | 187 | .706 | 182      | 310  | 492  | 48  | 183 | 1    | 43   | 52      | 514  | 9.7  | 20 |
| Tatum        | 68 | 1249 | 283 | 607  | .466 | 72  | 100 | .720 | 83       | 153  | 236  | 118 | 168 | 1    | 85   | 22      | 638  | 9.4  | 23 |
| Calvin*      | 12 | 207  | 27  | 82   | .329 | 41  | 48  | .854 | 6        | 10   | 16   | 21  | 16  | 0    | 11   | 1       | 95   | 7.9  | 20 |
| Ford         | 82 | 1782 | 262 | 570  | .460 | 73  | 102 | .716 | 105      | 248  | 353  | 133 | 170 | 0    | 60   | 21      | 597  | 7.3  | 19 |
| Lamar        | 71 | 1165 | 228 | 561  | .406 | 46  | 68  | .676 | 30       | 62   | 92   | 177 | 73  | 0    | 59   | 3       | 502  | 7.1  | 22 |
| Abernathy    | 70 | 1378 | 169 | 349  | .484 | 101 | 134 | .754 | 113      | 178  | 291  | 98  | 118 | 1    | 49   | 10      | 439  | 6.3  | 19 |
| Chaney       | 81 | 2408 | 213 | 522  | .408 | 70  | 94  | .745 | 120      | 210  | 330  | 308 | 224 | 4    | 140  | 33      | 496  | 6.1  | 16 |
| Neumann†     | 59 | 888  | 146 | 363  | .402 | 54  | 81  | .667 | 19       | 44   | 63   | 137 | 127 | 2    | 28   | 8       | 346  | 5.9  | 24 |
| Kupec        | 82 | 908  | 153 | 342  | .447 | 78  | 101 | .772 | 76       | 123  | 199  | 53  | 113 | 0    | 18   | 4       | 384  | 4.7  | 14 |
| Warner       | 14 | 170  | 25  | 53   | .472 | 4   | 6   | .667 | 21       | 48   | 69   | 11  | 28  | 0    | 1    | 2       | 54   | 3.9  | 10 |
| Murphy       | 2  | 18   | 1   | 5    | .200 | 3   | 7   | .429 | 3        | 1    | 4    | 0   | 5   | 0    | 0    | 0       | 5    | 2.5  | 3  |
| Roberts      | 28 | 209  | 27  | 76   | .355 | 4   | 6   | .667 | 9        | 16   | 25   | 19  | 34  | 0    | 4    | 2       | 58   | 2.1  | 12 |

| DATE    | OPPONENT       | BOX SCORE      | W / L | DATE    | OPPONENT       | BOX SCORE      | W / L |
|---------|----------------|----------------|-------|---------|----------------|----------------|-------|
| Oct. 21 | @ NY Knicks    | L 97-102       | 0-1   | Jan. 18 | @ Kansas City  | W 113-111      | 27-15 |
| Oct. 22 | @ Washington   | W 103-84       | 1-1   | Jan. 21 | NY Knicks      | W 108-94       | 28-15 |
| Oct. 24 | @ Cleveland    | L 95-100       | 1-2   | Jan. 23 | Indiana        | W 121-104      | 29-15 |
| Oct. 26 | @ Kansas City  | L 115-117 (OT) | 1-3   | Jan. 25 | Seattle        | W 120-109      | 30-15 |
| Oct. 29 | Atlanta        | W 118-101      | 2-3   | Jan. 26 | @ Seattle      | L 103-118      | 30-16 |
| Oct. 31 | Detroit        | W 121-101      | 3-3   | Jan. 28 | Philadelphia   | W 117-104      | 31-16 |
| Nov. 5  | NY Knicks      | L 121-126      | 3-4   | Jan. 30 | New Orleans    | W 101-99       | 32-16 |
| Nov. 7  | Kansas City    | W 107-96       | 4-4   | Feb. 1  | Milwaukee      | W 136-115      | 33-16 |
| Nov. 9  | @ Buffalo      | L 116-121 (OT) | 4-5   | Feb. 4  | @ Boston       | L 98-99        | 33-17 |
| Nov. 10 | @ Boston       | L 112-117      | 4-6   | Feb. 6  | @ Philadelphia | L 97-102       | 33-18 |
| Nov. 12 | Indiana        | W 117-106      | 5-6   | Feb. 8  | @ NY Knicks    | L 107-125      | 33-19 |
| Nov. 14 | Cleveland      | W 95-97        | 5-7   | Feb. 9  | @ Buffalo      | W 105-90       | 34-19 |
| Nov. 19 | Golden State   | W 121-99       | 6-7   | Feb. 11 | Denver         | W 117-109      | 35-19 |
| Nov. 21 | NY Nets        | W 96-91        | 7-7   | Feb. 18 | Atlanta        | L 101-111      | 35-20 |
| Nov. 23 | @ Milwaukee    | W 117-114      | 8-7   | Feb. 20 | @ Washington   | W 108-101      | 36-20 |
| Nov. 24 | @ Denver       | L 112-122      | 8-8   | Feb. 22 | @ San Antonio  | L 103-135      | 36-21 |
| Nov. 26 | Portland       | W 99-96        | 9-8   | Feb. 23 | @ Detroit      | L 101-102      | 36-22 |
| Nov. 28 | Chicago        | W 103-84       | 10-8  | Feb. 25 | Philadelphia   | W 104-102      | 37-22 |
| Nov. 30 | Washington     | W 109-102      | 11-8  | Feb. 27 | Houston        | W 106-101      | 38-22 |
| Dec. 3  | San Antonio    | W 114-105      | 12-8  | Mar. 1  | @ Atlanta      | W 92-90        | 39-22 |
| Dec. 4  | @ Golden State | L 114-116      | 12-9  | Mar. 2  | @ Houston      | L 113-120      | 39-23 |
| Dec. 7  | @ Chicago      | L 81-89        | 12-10 | Mar. 4  | Cleveland      | L 99-114       | 39-24 |
| Dec. 8  | @ Indiana      | L 98-111       | 12-11 | Mar. 6  | Wash. State    | W 104-99       | 40-24 |
| Dec. 10 | Houston        | W 109-99       | 13-11 | Mar. 11 | Washington     | W 94-91        | 41-24 |
| Dec. 12 | Denver         | W 112-83       | 14-11 | Mar. 13 | @ NY Nets      | W 84-81        | 42-24 |
| Dec. 14 | @ Atlanta      | L 104-106      | 14-12 | Mar. 14 | @ Milwaukee    | L 106-110      | 42-25 |
| Dec. 15 | @ New Orleans  | W 115-105      | 15-12 | Mar. 15 | @ Denver       | L 95-107       | 42-26 |
| Dec. 17 | Phoenix        | W 118-105      | 16-12 | Mar. 18 | Golden State   | W 98-85        | 43-26 |
| Dec. 18 | @ Portland     | W 115-111 (OT) | 17-12 | Mar. 20 | New Orleans    | W 100-95       | 44-26 |
| Dec. 19 | Kansas City    | W 103-92       | 18-12 | Mar. 22 | @ Chicago      | L 86-102       | 44-27 |
| Dec. 21 | Buffalo        | W 97-89        | 19-12 | Mar. 23 | @ Indiana      | W 105-97       | 45-27 |
| Dec. 25 | @ Phoenix      | L 96-113       | 19-13 | Mar. 25 | Phoenix        | W 118-93       | 46-27 |
| Dec. 26 | Milwaukee      | W 107-99       | 20-13 | Mar. 26 | @ Phoenix      | W 109-102      | 47-27 |
| Dec. 28 | Boston         | W 134-105      | 21-13 | Mar. 27 | Buffalo        | W 92-89        | 48-27 |
| Jan. 2  | Portland       | W 104-99       | 22-13 | Mar. 29 | Seattle        | W 100-97       | 49-27 |
| Jan. 5  | @ Philadelphia | L 94-117       | 22-14 | Apr. 1  | San Antonio    | W 107-102      | 50-27 |
| Jan. 7  | @ NY Nets      | W 85-82        | 23-14 | Apr. 3  | Detroit        | W 115-107 (OT) | 51-27 |
| Jan. 9  | @ Detroit      | W 124-118      | 24-14 | Apr. 5  | @ Golden State | L 103-132      | 51-28 |
| Jan. 11 | @ Cleveland    | W 101-99       | 25-14 | Apr. 8  | NY Nets        | W 124-100      | 52-28 |
| Jan. 14 | @ San Antonio  | W 109-106      | 26-14 | Apr. 9  | @ Portland     | L 116-145      | 52-29 |
| Jan. 15 | @ Houston      | L 116-122      | 26-15 | Apr. 10 | @ Seattle      | W 113-104      | 53-29 |



# 1977-78 LOS ANGELES LAKERS



## 45-37 - 4TH IN PACIFIC DIVISION

**Head Coach:** Jerry West  
**Standing:** Norm Nixon, Adrian Dantley, Jamaal Wilkes, Tom Abernathy, Charlie Scott, Lou Hudson, Brad Davis  
**Seated:** Don Ford, Kareem Abdul-Jabbar, Dave Robisch, Kenny Carr  
**Not pictured:** Don Chaney, Ernie DiGregorio, James Edwards, Earl Tatum, Kermit Washington



### 1977-78 REGULAR SEASON STATISTICS / GAME-BY-GAME RESULTS

|              | G  | Min. | FGM | FGA  | Pct. | FTM | FTA | Pct. | REBOUNDS |      |      |      |     | SCORING |      |     |     |      |      |    |
|--------------|----|------|-----|------|------|-----|-----|------|----------|------|------|------|-----|---------|------|-----|-----|------|------|----|
|              |    |      |     |      |      |     |     |      | Off.     | Def. | Tot. | Ast. | PF  | Dq.     | Stl. | TO  | Bk. | Pts. | Avg. | Hi |
| Abdul-Jabbar | 62 | 2265 | 663 | 1205 | .550 | 274 | 350 | .783 | 186      | 615  | 201  | 269  | 182 | 1       | 103  | 208 | 185 | 208  | 25.8 | 43 |
| Dantley†     | 56 | 1985 | 377 | 725  | .520 | 334 | 417 | 801  | 171      | 233  | 404  | 188  | 157 | 1       | 70   | 161 | 7   | 1088 | 19.4 | 37 |
| Edwards*     | 25 | 723  | 145 | 316  | .459 | 80  | 125 | 640  | 44       | 136  | 180  | 29   | 89  | 3       | 16   | 57  | 28  | 370  | 14.8 | 32 |
| Tatum*       | 25 | 663  | 153 | 314  | .487 | 45  | 59  | 763  | 23       | 67   | 90   | 70   | 85  | 1       | 37   | 53  | 10  | 351  | 14.0 | 25 |
| Hudson       | 82 | 2283 | 493 | 992  | .497 | 137 | 177 | 774  | 80       | 108  | 188  | 193  | 196 | 0       | 94   | 150 | 14  | 1123 | 13.7 | 30 |
| Nixon        | 81 | 2779 | 496 | 998  | .497 | 115 | 161 | 714  | 41       | 198  | 239  | 553  | 259 | 3       | 138  | 251 | 7   | 1107 | 13.7 | 28 |
| Wilkes       | 51 | 1490 | 277 | 630  | .440 | 106 | 148 | 716  | 113      | 267  | 380  | 182  | 162 | 1       | 77   | 107 | 22  | 660  | 12.9 | 29 |
| Scott†       | 48 | 1393 | 225 | 509  | .442 | 110 | 142 | 775  | 38       | 110  | 148  | 235  | 155 | 4       | 59   | 133 | 11  | 560  | 11.7 | 24 |
| Washington   | 25 | 751  | 110 | 244  | .451 | 68  | 110 | 618  | 110      | 169  | 279  | 30   | 74  | 1       | 19   | 53  | 24  | 288  | 11.5 | 22 |
| Ford         | 79 | 1945 | 272 | 576  | .472 | 68  | 90  | 756  | 106      | 247  | 353  | 142  | 210 | 1       | 68   | 88  | 46  | 612  | 7.7  | 22 |
| Abernathy    | 73 | 1317 | 201 | 404  | .498 | 91  | 111 | 820  | 105      | 160  | 265  | 101  | 122 | 1       | 55   | 50  | 22  | 493  | 6.8  | 24 |
| Carr         | 52 | 733  | 134 | 302  | .444 | 55  | 85  | 647  | 53       | 155  | 208  | 26   | 127 | 0       | 18   | 89  | 14  | 323  | 6.2  | 15 |
| Robisch†     | 55 | 679  | 104 | 249  | .418 | 50  | 65  | 769  | 53       | 126  | 179  | 40   | 71  | 0       | 19   | 37  | 14  | 258  | 4.7  | 16 |
| DiGregorio   | 25 | 332  | 41  | 100  | .410 | 16  | 20  | 800  | 5        | 16   | 23   | 71   | 22  | 0       | 6    | 46  | 0   | 98   | 3.9  | 11 |
| Chaney†      | 9  | 133  | 13  | 36   | .361 | 5   | 6   | 833  | 4        | 11   | 17   | 14   | 0   | 8       | 11   | 3   | 31  | 3.4  | 11   |    |
| Davis        | 33 | 334  | 30  | 72   | .417 | 22  | 29  | 759  | 4        | 31   | 35   | 83   | 39  | 1       | 15   | 35  | 2   | 82   | 2.5  | 10 |

| DATE    | OPPONENT       | BOX SCORE      | W / L | DATE    | OPPONENT       | BOX SCORE      | W / L |
|---------|----------------|----------------|-------|---------|----------------|----------------|-------|
| Oct. 18 | @ Milwaukee    | L 112-117      | 0-1   | Jan. 17 | New York       | W 121-108      | 18-24 |
| Oct. 19 | @ Indiana      | W 133-120      | 1-1   | Jan. 20 | Washington     | W 121-99       | 19-24 |
| Oct. 21 | @ Denver       | L 101-106      | 1-2   | Jan. 22 | Houston        | W 106-101      | 20-24 |
| Oct. 23 | Phoenix        | L 101-104      | 1-3   | Jan. 24 | Philadelphia   | W 117-102      | 21-24 |
| Oct. 25 | San Antonio    | W 109-107      | 2-3   | Jan. 27 | Milwaukee      | W 131-114      | 22-24 |
| Oct. 28 | @ Atlanta      | L 95-102       | 2-4   | Jan. 29 | @ Washington   | L 112-119      | 22-25 |
| Oct. 29 | @ San Antonio  | L 118-129      | 2-5   | Jan. 31 | @ Cleveland    | W 116-107      | 23-25 |
| Nov. 2  | @ New Jersey   | W 107-102      | 3-4   | Feb. 1  | @ Boston       | L 100-103 (OT) | 23-26 |
| Nov. 4  | Indiana        | W 111-99       | 4-5   | Feb. 3  | @ New Jersey   | W 105-99 (OT)  | 24-26 |
| Nov. 6  | New York       | L 102-106      | 4-6   | Feb. 7  | @ Buffalo      | W 132-105      | 25-26 |
| Nov. 11 | New Orleans    | W 123-107      | 5-6   | Feb. 8  | @ Detroit      | W 105-95       | 26-26 |
| Nov. 13 | Golden State   | W 97-95        | 6-6   | Feb. 10 | Golden State   | W 135-107      | 27-26 |
| Nov. 15 | Cleveland      | L 95-102 (OT)  | 6-7   | Feb. 12 | Atlanta        | L 103-116      | 27-27 |
| Nov. 18 | Detroit        | W 116-83       | 7-7   | Feb. 14 | San Antonio    | W 128-114      | 28-27 |
| Nov. 20 | Chicago        | L 80-102       | 7-8   | Feb. 17 | Boston         | W 114-106      | 29-27 |
| Nov. 22 | @ Phoenix      | L 107-118      | 7-9   | Feb. 19 | @ Golden State | W 115-93       | 30-27 |
| Nov. 23 | @ Seattle      | L 89-113       | 7-10  | Feb. 21 | @ Chicago      | W 106-104      | 31-27 |
| Nov. 25 | New Jersey     | W 129-117      | 8-10  | Feb. 22 | @ Kansas City  | L 122-127 (OT) | 31-28 |
| Nov. 27 | Portland       | L 93-100       | 8-11  | Feb. 24 | Denver         | W 109-99       | 32-28 |
| Nov. 29 | @ Cleveland    | L 101-118      | 8-12  | Feb. 26 | Detroit        | L 124-127      | 32-29 |
| Nov. 30 | @ Detroit      | L 98-104       | 8-13  | Mar. 3  | Philadelphia   | W 96-95        | 33-29 |
| Dec. 4  | Denver         | L 109-111      | 8-14  | Mar. 5  | Cleveland      | W 128-117      | 34-29 |
| Dec. 6  | Milwaukee      | W 108-108      | 9-14  | Mar. 10 | Chicago        | W 115-109      | 35-29 |
| Dec. 9  | Houston        | L 105-116      | 9-15  | Mar. 11 | @ Phoenix      | L 114-120      | 35-30 |
| Dec. 11 | Buffalo        | W 124-119 (OT) | 10-15 | Mar. 12 | Phoenix        | W 128-112      | 36-30 |
| Dec. 13 | @ New Orleans  | L 94-117       | 10-16 | Mar. 14 | @ New York     | W 135-117      | 37-30 |
| Dec. 14 | @ Houston      | W 113-91       | 11-16 | Mar. 15 | @ Philadelphia | L 93-113       | 37-31 |
| Dec. 16 | Seattle        | L 90-98        | 11-17 | Mar. 17 | Seattle        | L 98-105       | 37-32 |
| Dec. 18 | Boston         | W 104-97       | 12-17 | Mar. 19 | Atlanta        | W 101-87       | 38-32 |
| Dec. 20 | Washington     | W 120-115      | 13-17 | Mar. 21 | @ San Antonio  | L 105-109      | 38-33 |
| Dec. 23 | @ Portland     | L 98-108       | 13-18 | Mar. 22 | @ Houston      | W 124-106      | 39-33 |
| Dec. 25 | @ Seattle      | W 111-96       | 14-18 | Mar. 24 | Buffalo        | W 120-115      | 40-33 |
| Dec. 27 | @ Golden State | W 123-82       | 15-18 | Mar. 26 | Indiana        | W 110-99       | 41-33 |
| Dec. 30 | Kansas City    | W 119-109      | 16-18 | Mar. 28 | @ Atlanta      | L 104-105      | 41-34 |
| Jan. 3  | @ New York     | W 120-117      | 17-18 | Mar. 29 | @ New Orleans  | W 108-103      | 42-34 |
| Jan. 4  | @ Buffalo      | L 93-94        | 17-19 | Mar. 31 | Portland       | L 101-103      | 42-35 |
| Jan. 6  | @ Philadelphia | L 110-123      | 17-20 | Apr. 2  | Kansas City    | W 133-127      | 43-35 |
| Jan. 8  | @ Indiana      | L 103-104      | 17-21 | Apr. 4  | @ Milwaukee    | W 103-102      | 44-35 |
| Jan. 10 | @ Chicago      | L 106-110      | 17-22 | Apr. 5  | @ Washington   | L 119-125      | 44-36 |
| Jan. 11 | @ Kansas City  | L 94-102       | 17-23 | Apr. 7  | New Jersey     | W 114-106      | 45-36 |
| Jan. 14 | @ Denver       | L 112-123      | 17-24 | Apr. 9  | @ Portland     | L 99-114       | 45-37 |

\* Finished season with another team. † Totals with Lakers only.



# 1978-79 LOS ANGELES LAKERS



## 47-35 - 3RD IN PACIFIC DIVISION

**Head Coach:** Jerry West  
**Standing:** Norm Nixon, Lou Hudson, Jamaal Wilkes, Adrian Dantley, Ron Carter, Jim Price, Ron Boone  
**Seated:** Dave Robisch, Kenny Carr, Kareem Abdul-Jabbar, Don Ford  
**Not pictured:** Michael Cooper, Brad Davis

### 1978-79 REGULAR SEASON STATISTICS / GAME-BY-GAME RESULTS

|              | G  | Min. | FGM | FGA  | Pct. | FTM | FTA | Pct. | REBOUNDS |      |      |      |     | SCORING |      |     |     |      |      |    |
|--------------|----|------|-----|------|------|-----|-----|------|----------|------|------|------|-----|---------|------|-----|-----|------|------|----|
|              |    |      |     |      |      |     |     |      | Off.     | Def. | Tot. | Ast. | PF  | Dq.     | Stl. | TO  | Bk. | Pts. | Avg. | HI |
| Abdul-Jabbar | 80 | 3157 | 777 | 1347 | .577 | 349 | 474 | .736 | 207      | 818  | 1025 | 431  | 230 | 3       | 76   | 282 | 316 | 1903 | 23.8 | 40 |
| Wilkes       | 82 | 2915 | 626 | 1242 | .504 | 272 | 362 | .751 | 164      | 445  | 609  | 227  | 275 | 2       | 134  | 224 | 27  | 1524 | 18.6 | 31 |
| Dantley      | 60 | 1775 | 374 | 733  | .510 | 292 | 342 | .854 | 131      | 211  | 342  | 138  | 162 | 0       | 63   | 155 | 12  | 1040 | 17.3 | 40 |
| Nixon        | 82 | 3145 | 623 | 1149 | .542 | 158 | 204 | .775 | 48       | 183  | 231  | 737  | 250 | 6       | 201  | 231 | 17  | 1404 | 17.1 | 29 |
| Hudson       | 78 | 1686 | 329 | 636  | .517 | 110 | 124 | .887 | 64       | 76   | 140  | 141  | 133 | 1       | 58   | 99  | 17  | 768  | 9.8  | 23 |
| Boone        | 82 | 1583 | 259 | 569  | .455 | 90  | 104 | .865 | 53       | 92   | 145  | 154  | 171 | 1       | 66   | 147 | 11  | 608  | 7.4  | 18 |
| Carr         | 72 | 1149 | 225 | 450  | .500 | 83  | 137 | .606 | 70       | 222  | 292  | 60   | 152 | 0       | 38   | 116 | 31  | 533  | 7.4  | 17 |
| Ford         | 79 | 1540 | 228 | 450  | .507 | 72  | 89  | .809 | 83       | 185  | 268  | 101  | 177 | 2       | 51   | 93  | 25  | 528  | 6.7  | 22 |
| Price        | 75 | 1207 | 171 | 344  | .497 | 55  | 79  | .696 | 26       | 97   | 123  | 128  | 128 | 0       | 66   | 100 | 12  | 397  | 5.3  | 19 |
| Robisch      | 80 | 1219 | 150 | 336  | .446 | 86  | 115 | .748 | 82       | 203  | 285  | 97   | 108 | 0       | 20   | 53  | 25  | 386  | 4.8  | 15 |
| Davis*       | 5  | 65   | 8   | 11   | .727 | 3   | 4   | .750 | 0        | 1    | 9    | 10   | 0   | 2       | 6    | 0   | 0   | 19   | 3.8  | 9  |
| Carter       | 46 | 332  | 54  | 124  | .435 | 36  | 54  | .667 | 21       | 24   | 45   | 25   | 54  | 1       | 17   | 40  | 7   | 144  | 3.1  | 14 |
| Cooper       | 3  | 7    | 3   | 6    | .500 | 0   | 0   | ---  | 0        | 0    | 0    | 0    | 1   | 0       | 1    | 1   | 0   | 6    | 2.0  | 4  |

| DATE    | OPPONENT       | BOX SCORE      | W / L | DATE    | OPPONENT       | BOX SCORE      | W / L |
|---------|----------------|----------------|-------|---------|----------------|----------------|-------|
| Oct. 13 | @ Philadelphia | L 102-110      | 0-1   | Jan. 10 | @ Boston       | W 99-89        | 26-16 |
| Oct. 14 | @ New Jersey   | L 100-102      | 0-2   | Jan. 12 | @ New Jersey   | W 117-116      | 27-16 |
| Oct. 17 | @ Cleveland    | L 111-113      | 0-3   | Jan. 14 | @ Seattle      | W 108-99       | 28-16 |
| Oct. 22 | San Antonio    | W 134-121      | 1-3   | Jan. 17 | @ San Diego    | L 117-119      | 28-17 |
| Oct. 24 | @ San Diego    | L 123-124      | 1-4   | Jan. 19 | Houston        | L 121-122 (OT) | 28-18 |
| Oct. 27 | San Diego      | W 113-101      | 2-4   | Jan. 21 | Golden State   | W 113-107      | 29-18 |
| Oct. 29 | Washington     | W 109-93       | 3-4   | Jan. 23 | New York       | W 148-124      | 30-18 |
| Oct. 31 | Denver         | W 134-107      | 4-4   | Jan. 25 | @ Detroit      | L 100-135      | 30-19 |
| Nov. 3  | New York       | W 147-124      | 5-4   | Jan. 26 | @ Denver       | L 107-119      | 30-20 |
| Nov. 5  | Cleveland      | W 117-107      | 6-4   | Jan. 28 | Milwaukee      | W 111-109      | 31-20 |
| Nov. 7  | @ Chicago      | W 112-111      | 7-4   | Jan. 30 | New Jersey     | W 127-108      | 32-20 |
| Nov. 8  | @ Indiana      | W 113-111      | 8-4   | Feb. 6  | San Antonio    | W 119-111 (OT) | 33-20 |
| Nov. 10 | Kansas City    | W 136-127      | 9-4   | Feb. 7  | @ Golden State | W 106-104      | 34-20 |
| Nov. 12 | Indiana        | W 134-106      | 10-4  | Feb. 9  | Cleveland      | W 106-103      | 35-20 |
| Nov. 14 | @ Milwaukee    | W 137-119      | 11-4  | Feb. 11 | @ Kansas City  | L 103-104      | 35-21 |
| Nov. 15 | @ Detroit      | W 133-126      | 12-4  | Feb. 13 | @ Cleveland    | L 111-117      | 35-22 |
| Nov. 17 | New Orleans    | W 121-109      | 13-4  | Feb. 16 | @ Milwaukee    | L 98-99        | 35-23 |
| Nov. 19 | Chicago        | W 104-95       | 14-4  | Feb. 18 | @ Indiana      | W 122-111      | 36-23 |
| Nov. 22 | @ Houston      | W 121-114      | 15-4  | Feb. 20 | Golden State   | L 91-102       | 36-24 |
| Nov. 24 | @ Washington   | L 103-113      | 15-5  | Feb. 23 | Boston         | W 113-104      | 37-24 |
| Nov. 25 | @ Atlanta      | L 103-109      | 15-6  | Feb. 25 | Indiana        | W 118-108      | 38-24 |
| Nov. 28 | Detroit        | W 103-105      | 15-7  | Feb. 27 | Kansas City    | W 122-114      | 39-24 |
| Dec. 1  | Phoenix        | W 130-122      | 16-7  | Mar. 2  | Philadelphia   | W 126-111      | 40-24 |
| Dec. 3  | New Jersey     | L 105-107      | 16-8  | Mar. 4  | Denver         | L 99-113       | 40-25 |
| Dec. 5  | @ New Orleans  | W 114-102      | 17-8  | Mar. 9  | Chicago        | L 92-102       | 40-26 |
| Dec. 6  | @ San Antonio  | L 111-112      | 17-9  | Mar. 11 | @ Boston       | L 106-108      | 40-27 |
| Dec. 8  | Milwaukee      | W 101-85       | 18-9  | Mar. 13 | @ Washington   | L 111-120      | 40-28 |
| Dec. 10 | Atlanta        | W 88-86        | 19-9  | Mar. 14 | @ San Antonio  | L 112-125      | 40-29 |
| Dec. 12 | @ Portland     | L 115-117      | 19-10 | Mar. 16 | Atlanta        | W 111-110      | 41-29 |
| Dec. 13 | @ Seattle      | L 107-117      | 19-11 | Mar. 18 | Boston         | W 122-111      | 42-29 |
| Dec. 15 | Seattle        | W 100-98       | 20-11 | Mar. 21 | Portland       | L 110-114      | 42-30 |
| Dec. 16 | @ Phoenix      | L 100-119      | 20-12 | Mar. 23 | San Diego      | W 156-119      | 43-30 |
| Dec. 17 | Philadelphia   | L 96-103       | 20-13 | Mar. 25 | @ Denver       | L 113-123      | 43-31 |
| Dec. 22 | Washington     | W 127-115      | 21-13 | Mar. 28 | @ Phoenix      | L 106-112      | 43-32 |
| Dec. 26 | New Orleans    | L 123-125      | 21-14 | Mar. 30 | Detroit        | W 124-113      | 44-32 |
| Dec. 27 | @ Golden State | W 106-104      | 22-14 | Apr. 1  | @ Philadelphia | L 111-112      | 44-33 |
| Dec. 29 | Portland       | W 118-95       | 23-14 | Apr. 3  | @ Chicago      | W 97-95        | 45-33 |
| Jan. 2  | @ New Orleans  | L 105-109      | 23-15 | Apr. 4  | @ Kansas City  | L 111-115 (OT) | 45-34 |
| Jan. 3  | @ Atlanta      | W 99-96        | 24-15 | Apr. 6  | Seattle        | L 93-113       | 45-35 |
| Jan. 6  | @ Houston      | L 112-115 (OT) | 24-16 | Apr. 7  | @ Portland     | W 99-98        | 46-35 |
| Jan. 9  | @ New York     | W 106-94       | 25-16 | Apr. 8  | Phoenix        | W 111-103      | 47-35 |

\* Finished season with another team.



# 1979-80 LOS ANGELES LAKERS



## 60-22 - 1ST IN PACIFIC

### DIVISION

**Head Coach:** Jack McKinney, Paul Westhead  
**Standing:** Butch Lee, Brad Holland,  
 Mark Landsberger, Marty Byrnes,  
 Michael Cooper, Norm Nixon  
**Seated:** Spencer Haywood, Jamaal Wilkes,  
 Kareem Abdul-Jabbar, Earvin Johnson,  
 Jim Chones  
**Not pictured:** Ron Boone, Kenny Carr, Don Ford,  
 Oliver Mack



*NBA Champions*

### 1979-80 REGULAR SEASON STATISTICS / GAME-BY-GAME RESULTS

|              | G  | Min. | FGM | FGA  | Pct. | FTM | FTA | Pct.  | REBOUNDS |      | Tot. | Ast. | PF  | Dq. | Stl. | TO  | Blk. | SCORING |      |    |
|--------------|----|------|-----|------|------|-----|-----|-------|----------|------|------|------|-----|-----|------|-----|------|---------|------|----|
|              |    |      |     |      |      |     |     |       | Off.     | Def. |      |      |     |     |      |     |      | Pts.    | Avg. | Hi |
| Abdul-Jabbar | 82 | 3143 | 635 | 1383 | .604 | 364 | 476 | .765  | 190      | 696  | 886  | 371  | 216 | 2   | 61   | 297 | 280  | 2034    | 24.8 | 42 |
| Wilkes       | 82 | 3111 | 726 | 1358 | .535 | 189 | 234 | .808  | 176      | 349  | 525  | 250  | 220 | 1   | 129  | 157 | 28   | 1644    | 20.0 | 30 |
| Johnson      | 77 | 2795 | 503 | 949  | .530 | 374 | 462 | .810  | 166      | 430  | 596  | 663  | 218 | 1   | 187  | 305 | 41   | 1387    | 18.0 | 31 |
| Nixon        | 82 | 3226 | 624 | 1209 | .516 | 197 | 253 | .779  | 52       | 177  | 229  | 642  | 241 | 1   | 147  | 288 | 14   | 1446    | 17.6 | 30 |
| Chones       | 82 | 2394 | 372 | 760  | .489 | 125 | 169 | .740  | 143      | 421  | 564  | 151  | 271 | 5   | 56   | 175 | 65   | 869     | 10.6 | 23 |
| Haywood      | 76 | 1544 | 288 | 591  | .487 | 159 | 206 | .772  | 132      | 214  | 346  | 93   | 197 | 2   | 35   | 134 | 57   | 736     | 9.7  | 25 |
| Cooper       | 82 | 1973 | 303 | 578  | .524 | 111 | 143 | .776  | 101      | 128  | 229  | 221  | 215 | 3   | 86   | 142 | 38   | 722     | 8.8  | 20 |
| Landsberger† | 23 | 374  | 66  | 137  | .482 | 29  | 56  | .518  | 69       | 94   | 163  | 14   | 27  | 0   | 10   | 25  | 5    | 161     | 7.0  | 14 |
| Boone*       | 6  | 106  | 14  | 40   | .350 | 6   | 7   | .857  | 7        | 4    | 11   | 7    | 13  | 0   | 5    | 13  | 0    | 34      | 5.7  | 10 |
| Carr*        | 5  | 57   | 7   | 16   | .438 | 2   | 2   | 1.000 | 5        | 12   | 17   | 1    | 6   | 0   | 2    | 9   | 1    | 16      | 3.2  | 6  |
| Ford*        | 52 | 580  | 66  | 130  | .508 | 23  | 28  | .821  | 23       | 75   | 98   | 36   | 86  | 0   | 11   | 30  | 15   | 155     | 3.0  | 15 |
| Holland      | 38 | 197  | 44  | 104  | .423 | 15  | 16  | .938  | 4        | 13   | 17   | 22   | 24  | 0   | 15   | 13  | 1    | 106     | 2.8  | 12 |
| Byrnes       | 32 | 194  | 25  | 50   | .500 | 13  | 15  | .867  | 9        | 18   | 27   | 13   | 32  | 0   | 5    | 22  | 1    | 63      | 2.0  | 11 |
| Mack*        | 27 | 155  | 21  | 50   | .420 | 9   | 18  | .500  | 7        | 15   | 22   | 20   | 16  | 0   | 4    | 9   | 0    | 51      | 1.9  | 10 |
| Lee†         | 11 | 31   | 4   | 13   | .308 | 6   | 7   | .857  | 4        | 4    | 8    | 9    | 2   | 0   | 1    | 7   | 0    | 14      | 1.3  | 4  |

| DATE    | OPPONENT       | BOX SCORE      | W / L | DATE    | OPPONENT       | BOX SCORE       | W / L |
|---------|----------------|----------------|-------|---------|----------------|-----------------|-------|
| Oct. 12 | @ San Diego    | W 103-102      | 1-0   | Jan. 2  | @ Indiana      | W 127-120       | 29-13 |
| Oct. 16 | Chicago        | W 105-96       | 2-0   | Jan. 6  | @ Milwaukee    | L 103-113       | 29-14 |
| Oct. 17 | @ Seattle      | L 110-112      | 2-1   | Jan. 9  | @ Washington   | L 101-103       | 29-15 |
| Oct. 19 | Portland       | L 82-99        | 2-2   | Jan. 11 | @ Detroit      | W 123-100       | 30-15 |
| Oct. 21 | Seattle        | W 106-97       | 3-2   | Jan. 13 | @ Boston       | W 100-98        | 31-15 |
| Oct. 23 | Utah           | W 102-87       | 4-2   | Jan. 15 | Utah           | W 112-99        | 32-15 |
| Oct. 26 | Kansas City    | W 116-104      | 5-2   | Jan. 16 | @ Golden State | W 97-96         | 33-15 |
| Oct. 28 | Golden State   | W 97-90        | 6-2   | Jan. 18 | Atlanta        | W 108-102       | 34-15 |
| Oct. 30 | @ Chicago      | W 111-105      | 7-2   | Jan. 21 | New York       | L 132-114       | 35-15 |
| Oct. 31 | @ Milwaukee    | L 106-110      | 7-3   | Jan. 24 | @ Portland     | L 103-111       | 35-16 |
| Nov. 2  | Phoenix        | W 112-110      | 8-3   | Jan. 25 | Philadelphia   | W 124-103       | 36-16 |
| Nov. 6  | San Diego      | W 127-112      | 9-3   | Jan. 27 | Milwaukee      | W 112-102       | 37-16 |
| Nov. 7  | @ Golden State | L 109-126      | 9-4   | Jan. 29 | @ Cleveland    | L 153-154 (4OT) | 37-17 |
| Nov. 9  | Denver         | W 126-122 (OT) | 10-4  | Jan. 31 | @ Chicago      | W 107-97        | 38-17 |
| Nov. 11 | Cleveland      | W 140-126      | 11-4  | Feb. 5  | @ New York     | W 116-105       | 39-17 |
| Nov. 13 | @ San Diego    | W 137-91       | 12-4  | Feb. 8  | @ New Jersey   | W 125-120 (OT)  | 40-17 |
| Nov. 15 | @ Kansas City  | L 108-114      | 12-5  | Feb. 10 | @ Philadelphia | L 104-105       | 40-18 |
| Nov. 16 | @ Denver       | W 135-128 (OT) | 13-5  | Feb. 13 | Portland       | W 129-100       | 41-18 |
| Nov. 18 | Indiana        | W 127-104      | 14-5  | Feb. 15 | Kansas City    | W 114-100       | 42-18 |
| Nov. 20 | @ Portland     | L 99-114       | 14-6  | Feb. 17 | Washington     | W 111-107       | 43-18 |
| Nov. 21 | @ Seattle      | L 110-119      | 14-7  | Feb. 20 | @ Denver       | W 116-103       | 44-18 |
| Nov. 23 | @ Phoenix      | L 112-126      | 14-8  | Feb. 22 | New Jersey     | W 132-110       | 45-18 |
| Nov. 25 | Kansas City    | W 111-110      | 15-8  | Feb. 24 | Houston        | W 112-100       | 46-18 |
| Nov. 27 | @ Utah         | W 122-118      | 16-8  | Feb. 26 | Seattle        | W 131-108       | 47-18 |
| Nov. 30 | Chicago        | W 100-107      | 16-9  | Feb. 29 | Milwaukee      | L 117-126 (OT)  | 47-19 |
| Dec. 2  | Milwaukee      | L 116-103      | 17-9  | Mar. 2  | @ Phoenix      | L 115-123       | 47-20 |
| Dec. 4  | @ San Antonio  | W 127-121      | 18-9  | Mar. 4  | @ Milwaukee    | W 127-124       | 48-20 |
| Dec. 5  | @ Houston      | W 116-114      | 19-9  | Mar. 5  | @ Kansas City  | W 117-101       | 49-20 |
| Dec. 7  | San Diego      | L 108-116      | 19-10 | Mar. 7  | Chicago        | W 101-99        | 50-20 |
| Dec. 9  | Denver         | W 131-118      | 20-10 | Mar. 9  | @ Portland     | L 121-142       | 50-21 |
| Dec. 14 | Detroit        | W 138-122      | 21-10 | Mar. 11 | @ San Diego    | W 123-106       | 51-21 |
| Dec. 16 | San Antonio    | W 121-119      | 22-10 | Mar. 12 | Portland       | W 102-94        | 52-21 |
| Dec. 18 | @ Chicago      | W 129-118      | 23-10 | Mar. 14 | Denver         | W 132-126       | 53-21 |
| Dec. 19 | @ Atlanta      | L 112-119      | 23-11 | Mar. 16 | Phoenix        | W 128-106       | 54-21 |
| Dec. 21 | Golden State   | W 114-108      | 24-11 | Mar. 18 | Golden State   | L 113-100       | 55-21 |
| Dec. 22 | @ Denver       | L 128-130      | 24-12 | Mar. 19 | @ Phoenix      | L 108-112       | 55-22 |
| Dec. 23 | Seattle        | W 102-97       | 25-12 | Mar. 22 | @ Seattle      | W 97-92         | 56-22 |
| Dec. 26 | @ Kansas City  | W 111-118      | 25-13 | Mar. 23 | Utah           | W 101-96        | 57-22 |
| Dec. 27 | @ Utah         | W 124-116      | 26-13 | Mar. 27 | Utah           | W 97-95         | 58-22 |
| Dec. 28 | Boston         | W 123-105      | 27-13 | Mar. 28 | San Diego      | W 126-88        | 59-22 |
| Dec. 30 | Phoenix        | W 113-105      | 28-13 | Mar. 30 | @ Golden State | W 95-93         | 60-22 |

\* Finished season with another team. † Totals with Lakers only.





# 1980-81 LOS ANGELES LAKERS



## 54-28 - 2ND IN PACIFIC DIVISION

**Head Coach:** Paul Westhead  
**Standing:** Eddie Jordan, Butch Carter, Mark Landsberger, Jim Brewer, Alan Hardy, Brad Holland  
**Seated:** Michael Cooper, Jamaal Wilkes, Kareem Abdul-Jabbar, Earvin Johnson, Jim Chones, Norm Nixon  
**Not pictured:** Tony Jackson, Myles Patrick

### 1980-81 REGULAR SEASON STATISTICS / GAME-BY-GAME RESULTS

|              | G  | Min. | FGM | FGA  | Pct. | FTM | FTA | Pct. | REBOUNDS |      |      |      |     | SCORING |      |     |     |      |      |    |
|--------------|----|------|-----|------|------|-----|-----|------|----------|------|------|------|-----|---------|------|-----|-----|------|------|----|
|              |    |      |     |      |      |     |     |      | Off.     | Def. | Tot. | Ast. | PF  | Dq.     | Stl. | TO  | Bk. | Pts. | Avg. | Hi |
| Abdul-Jabbar | 80 | 2976 | 836 | 1457 | .574 | 423 | 552 | .766 | 197      | 624  | 821  | 272  | 244 | 4       | 59   | 249 | 228 | 2095 | 26.2 | 42 |
| Wilkes       | 81 | 3028 | 786 | 1495 | .526 | 254 | 335 | .758 | 146      | 289  | 435  | 235  | 223 | 1       | 121  | 207 | 29  | 1827 | 22.6 | 34 |
| Johnson      | 37 | 1371 | 312 | 587  | .532 | 171 | 225 | .760 | 101      | 219  | 320  | 237  | 100 | 0       | 127  | 143 | 27  | 798  | 21.6 | 41 |
| Nixon        | 79 | 2962 | 576 | 1210 | .476 | 196 | 252 | .778 | 64       | 168  | 232  | 696  | 226 | 2       | 146  | 285 | 11  | 1350 | 17.1 | 30 |
| Chones       | 82 | 2562 | 378 | 751  | .503 | 126 | 193 | .653 | 180      | 477  | 657  | 153  | 324 | 4       | 39   | 159 | 96  | 882  | 10.8 | 23 |
| Cooper       | 81 | 2625 | 321 | 654  | .491 | 117 | 149 | .785 | 121      | 215  | 336  | 332  | 249 | 4       | 133  | 164 | 78  | 763  | 9.4  | 20 |
| Landsberger  | 69 | 1086 | 164 | 327  | .502 | 62  | 116 | .534 | 152      | 225  | 377  | 27   | 135 | 0       | 19   | 65  | 6   | 390  | 5.7  | 22 |
| Carter       | 54 | 672  | 114 | 247  | .462 | 70  | 95  | .737 | 34       | 31   | 65   | 52   | 99  | 0       | 23   | 50  | 1   | 301  | 5.6  | 16 |
| Jordan†      | 60 | 987  | 120 | 279  | .430 | 63  | 95  | .663 | 25       | 55   | 80   | 195  | 136 | 0       | 74   | 120 | 7   | 306  | 5.1  | 18 |
| Holland      | 41 | 295  | 47  | 111  | .423 | 35  | 49  | .714 | 9        | 20   | 29   | 23   | 44  | 0       | 21   | 31  | 1   | 130  | 3.2  | 10 |
| Brewer       | 78 | 1107 | 101 | 197  | .513 | 15  | 40  | .375 | 127      | 154  | 281  | 55   | 158 | 2       | 43   | 48  | 58  | 217  | 2.8  | 14 |
| Hardy        | 22 | 111  | 22  | 59   | .373 | 7   | 10  | .700 | 8        | 11   | 19   | 3    | 13  | 0       | 1    | 11  | 9   | 51   | 2.3  | 8  |
| Patrick      | 3  | 9    | 2   | 5    | .400 | 1   | 2   | .500 | 1        | 1    | 2    | 1    | 3   | 0       | 0    | 1   | 0   | 5    | 1.7  | 3  |
| Jackson      | 2  | 14   | 1   | 3    | .333 | 0   | 0   | ---  | 0        | 2    | 2    | 2    | 1   | 0       | 2    | 0   | 0   | 2    | 1.0  | 2  |

| DATE    | OPPONENT       | BOX SCORE       | W / L | DATE    | OPPONENT       | BOX SCORE      | W / L |
|---------|----------------|-----------------|-------|---------|----------------|----------------|-------|
| Oct. 10 | @ Seattle      | W 99-98         | 1-0   | Jan. 2  | @ San Antonio  | L 112-118      | 26-16 |
| Oct. 12 | Houston        | W 114-103       | 2-0   | Jan. 6  | Washington     | W 107-98       | 27-16 |
| Oct. 15 | @ Kansas City  | W 112-107 (OT)  | 3-0   | Jan. 9  | Seattle        | W 92-87        | 28-16 |
| Oct. 17 | Phoenix        | W 116-109       | 4-0   | Jan. 11 | Detroit        | W 117-108      | 29-16 |
| Oct. 19 | Golden State   | W 125-107       | 5-0   | Jan. 13 | @ Cleveland    | W 108-104      | 30-16 |
| Oct. 21 | @ Portland     | L 103-107       | 5-1   | Jan. 14 | @ Washington   | L 104-114      | 30-17 |
| Oct. 24 | Seattle        | W 104-98        | 6-1   | Jan. 16 | @ New Jersey   | W 113-111      | 31-17 |
| Oct. 25 | @ Utah         | W 127-99        | 7-1   | Jan. 18 | @ Boston       | L 96-98        | 31-18 |
| Oct. 26 | San Antonio    | L 102-108       | 7-2   | Jan. 21 | Atlanta        | W 116-106      | 32-18 |
| Oct. 28 | @ San Diego    | W 131-101       | 8-2   | Jan. 23 | Denver         | W 110-105      | 33-18 |
| Oct. 31 | Cleveland      | W 107-98        | 9-2   | Jan. 26 | Portland       | W 124-112      | 34-18 |
| Nov. 2  | Denver         | L 121-123       | 9-3   | Jan. 27 | Utah           | W 111-104      | 35-18 |
| Nov. 4  | Portland       | W 119-118       | 10-3  | Jan. 29 | Kansas City    | W 118-104      | 36-18 |
| Nov. 7  | @ Dallas       | W 126-102       | 11-3  | Feb. 4  | @ Indiana      | W 102-96       | 37-18 |
| Nov. 8  | @ San Antonio  | L 109-112       | 11-4  | Feb. 6  | @ Detroit      | W 111-102      | 38-18 |
| Nov. 11 | @ Atlanta      | W 126-97        | 12-4  | Feb. 8  | @ Philadelphia | L 99-102       | 38-19 |
| Nov. 12 | @ Houston      | L 104-107       | 12-5  | Feb. 11 | Boston         | L 91-105       | 38-20 |
| Nov. 14 | San Diego      | W 113-100       | 13-5  | Feb. 13 | @ Houston      | W 114-105      | 39-20 |
| Nov. 16 | Dallas         | W 110-102       | 14-5  | Feb. 15 | Dallas         | W 107-99       | 40-20 |
| Nov. 18 | Kansas City    | W 107-94        | 15-5  | Feb. 17 | New York       | W 96-87        | 41-20 |
| Nov. 20 | @ Phoenix      | L 99-102        | 15-6  | Feb. 20 | Houston        | L 107-110      | 41-21 |
| Nov. 21 | Phoenix        | W 116-88        | 16-6  | Feb. 22 | @ New York     | W 96-93        | 42-21 |
| Nov. 23 | Milwaukee      | L 94-110        | 16-7  | Feb. 24 | @ Chicago      | W 107-97       | 43-21 |
| Nov. 27 | @ Golden State | W 128-119       | 17-7  | Feb. 25 | @ Milwaukee    | L 108-126      | 43-22 |
| Nov. 29 | @ Denver       | W 124-123 (2OT) | 18-7  | Feb. 27 | New Jersey     | W 107-103      | 44-22 |
| Nov. 30 | Chicago        | L 108-122       | 18-8  | Mar. 1  | Phoenix        | L 96-101       | 44-23 |
| Dec. 3  | San Diego      | L 114-120       | 18-9  | Mar. 3  | @ Kansas City  | W 99-98        | 45-23 |
| Dec. 6  | @ Golden State | L 103-119       | 18-10 | Mar. 4  | @ Denver       | L 114-123      | 45-24 |
| Dec. 7  | Utah           | W 113-100       | 19-10 | Mar. 10 | San Antonio    | W 118-104      | 46-24 |
| Dec. 9  | @ Dallas       | W 103-92        | 20-10 | Mar. 12 | @ San Diego    | W 122-116      | 47-24 |
| Dec. 10 | @ Houston      | W 109-108       | 21-10 | Mar. 13 | Kansas City    | W 116-101      | 48-24 |
| Dec. 12 | @ Seattle      | W 113-107       | 22-10 | Mar. 15 | San Diego      | L 118-122      | 48-25 |
| Dec. 14 | Golden State   | W 122-113       | 23-10 | Mar. 17 | @ Dallas       | W 114-109      | 49-25 |
| Dec. 16 | @ San Diego    | L 92-97         | 23-11 | Mar. 18 | @ Phoenix      | L 114-126      | 49-26 |
| Dec. 19 | Portland       | L 106-110       | 23-12 | Mar. 20 | Seattle        | W 133-119      | 50-26 |
| Dec. 21 | San Antonio    | W 135-122       | 24-12 | Mar. 21 | @ Portland     | W 117-111      | 51-26 |
| Dec. 23 | @ Portland     | L 102-108       | 24-13 | Mar. 22 | @ Golden State | W 120-118      | 52-26 |
| Dec. 26 | Indiana        | W 116-115       | 25-13 | Mar. 24 | Golden State   | W 110-103      | 53-26 |
| Dec. 27 | @ Phoenix      | L 106-116       | 25-14 | Mar. 27 | @ Seattle      | W 97-90        | 54-26 |
| Dec. 28 | Philadelphia   | W 122-116       | 26-14 | Mar. 28 | @ Utah         | L 110-112 (OT) | 54-27 |
| Dec. 30 | @ Utah         | L 100-110       | 26-15 | Mar. 29 | Denver         | L 146-148 (OT) | 54-28 |



# 1981-82 LOS ANGELES LAKERS



## 57-25 - 1ST IN PACIFIC DIVISION

**Head Coach:** Paul Westhead, Pat Riley  
**Standing:** Eddie Jordan, Kevin McKenna, Mitch Kupchak, Bob McAdoo, Mark Landsberger, Mike McGea  
**Seated:** Jim Brewer, Kurt Rambis, Jamaal Wilkes, Kareem Abdul-Jabbar, Michael Cooper, Norm Nixon, Earvin Johnson  
**Not pictured:** Clay Johnson



*NBA Champions*

### 1981-82 REGULAR SEASON STATISTICS / GAME-BY-GAME RESULTS

|              | G  | Min. | FGM | FGA  | Pct. | FTM | FTA | Pct. | REBOUNDS |      |      | PF  | Dq. | Stl. | TO  | Blk. | SCORING |      |      |
|--------------|----|------|-----|------|------|-----|-----|------|----------|------|------|-----|-----|------|-----|------|---------|------|------|
|              |    |      |     |      |      |     |     |      | Off.     | Def. | Tot. |     |     |      |     |      | Pts.    | Avg. |      |
| Abdul-Jabbar | 76 | 2677 | 753 | 1301 | .579 | 312 | 442 | .706 | 172      | 487  | 659  | 225 | 224 | 0    | 63  | 230  | 207     | 1818 | 23.9 |
| Wilkes       | 82 | 2906 | 744 | 1417 | .525 | 246 | 336 | .732 | 153      | 240  | 393  | 143 | 240 | 1    | 89  | 164  | 24      | 1734 | 21.1 |
| E. Johnson   | 78 | 2991 | 556 | 1036 | .537 | 329 | 433 | .760 | 252      | 499  | 751  | 743 | 223 | 1    | 208 | 286  | 34      | 1447 | 18.6 |
| Nixon        | 82 | 3024 | 628 | 1274 | .493 | 181 | 224 | .808 | 38       | 138  | 176  | 652 | 264 | 3    | 132 | 238  | 7       | 1440 | 17.6 |
| Kupchak      | 26 | 821  | 153 | 267  | .573 | 65  | 98  | .663 | 64       | 146  | 210  | 33  | 80  | 1    | 12  | 43   | 10      | 371  | 14.3 |
| Cooper       | 76 | 2197 | 383 | 741  | .517 | 139 | 171 | .813 | 84       | 185  | 269  | 230 | 216 | 1    | 120 | 151  | 61      | 907  | 11.9 |
| McAdoo       | 41 | 746  | 151 | 330  | .458 | 90  | 126 | .714 | 45       | 114  | 159  | 32  | 109 | 1    | 22  | 51   | 36      | 392  | 9.6  |
| McGea        | 39 | 352  | 80  | 172  | .465 | 31  | 53  | .585 | 34       | 15   | 49   | 16  | 59  | 0    | 18  | 34   | 3       | 191  | 4.9  |
| Rambis       | 64 | 1131 | 118 | 228  | .518 | 59  | 117 | .504 | 116      | 232  | 348  | 56  | 167 | 2    | 60  | 77   | 76      | 295  | 4.6  |
| Landsberger  | 75 | 1134 | 144 | 329  | .438 | 33  | 65  | .508 | 164      | 237  | 401  | 32  | 134 | 0    | 10  | 49   | 7       | 321  | 4.3  |
| Jordan       | 58 | 608  | 89  | 208  | .428 | 43  | 54  | .796 | 4        | 39   | 43   | 131 | 98  | 0    | 62  | 66   | 1       | 222  | 3.8  |
| C. Johnson   | 7  | 65   | 11  | 20   | .550 | 3   | 6   | .500 | 8        | 4    | 12   | 7   | 13  | 0    | 3   | 7    | 3       | 25   | 3.6  |
| Brewer       | 71 | 966  | 81  | 175  | .463 | 7   | 19  | .368 | 106      | 158  | 264  | 42  | 127 | 1    | 39  | 37   | 46      | 170  | 2.4  |
| McKenna      | 36 | 237  | 28  | 87   | .322 | 11  | 17  | .647 | 18       | 11   | 29   | 14  | 45  | 0    | 10  | 20   | 2       | 67   | 1.9  |

| DATE    | OPPONENT       | BOX SCORE       | W / L | DATE    | OPPONENT       | BOX SCORE       | W / L |
|---------|----------------|-----------------|-------|---------|----------------|-----------------|-------|
| Oct. 30 | Houston        | L 112-113 (2OT) | 0-1   | Jan. 26 | Milwaukee      | L 94-96         | 30-12 |
| Nov. 3  | @ Portland     | L 100-102       | 0-2   | Jan. 28 | Phoenix        | W 97-87         | 31-12 |
| Nov. 4  | @ Seattle      | W 106-103       | 1-2   | Feb. 2  | @ Golden State | L 117-119       | 31-13 |
| Nov. 6  | Phoenix        | L 99-101        | 1-3   | Feb. 3  | New York       | L 94-98         | 31-14 |
| Nov. 8  | Dallas         | W 121-111       | 2-3   | Feb. 5  | @ Washington   | W 90-87         | 32-14 |
| Nov. 10 | @ San Antonio  | L 102-128       | 2-4   | Feb. 7  | @ Boston       | W 119-113       | 33-14 |
| Nov. 11 | @ Houston      | W 95-93         | 3-4   | Feb. 9  | @ Atlanta      | W 130-117       | 34-14 |
| Nov. 13 | Portland       | W 119-115       | 4-4   | Feb. 10 | @ Kansas City  | L 102-125       | 34-15 |
| Nov. 14 | @ Phoenix      | W 98-97         | 5-4   | Feb. 12 | San Antonio    | L 94-100        | 34-16 |
| Nov. 15 | Indiana        | W 124-123 (2OT) | 6-4   | Feb. 14 | Boston         | L 103-108       | 34-17 |
| Nov. 18 | @ Utah         | W 113-110       | 7-4   | Feb. 16 | Seattle        | W 108-101       | 35-17 |
| Nov. 20 | San Antonio    | W 136-116       | 8-4   | Feb. 19 | Golden State   | W 126-106       | 36-17 |
| Nov. 21 | @ San Diego    | W 119-117       | 9-4   | Feb. 21 | @ Denver       | W 132-131       | 37-17 |
| Nov. 24 | @ Dallas       | W 125-110       | 10-4  | Feb. 23 | Denver         | W 145-129       | 38-17 |
| Nov. 25 | @ San Antonio  | W 117-96        | 11-4  | Feb. 25 | @ Seattle      | W 104-98        | 39-17 |
| Nov. 27 | San Diego      | L 129-138       | 11-5  | Feb. 26 | Philadelphia   | W 116-114 (2OT) | 40-17 |
| Nov. 29 | Houston        | W 122-104       | 12-5  | Feb. 28 | Cleveland      | W 102-101       | 41-17 |
| Dec. 1  | Utah           | W 117-86        | 13-5  | Mar. 3  | @ New Jersey   | L 103-111       | 41-18 |
| Dec. 2  | @ Seattle      | L 96-104        | 13-6  | Mar. 4  | @ New York     | L 119-129 (OT)  | 41-19 |
| Dec. 4  | @ Denver       | W 126-117       | 14-6  | Mar. 7  | @ Philadelphia | L 113-119       | 41-20 |
| Dec. 6  | Kansas City    | W 119-106       | 15-6  | Mar. 9  | Kansas City    | W 105-99        | 42-20 |
| Dec. 8  | Washington     | W 102-98        | 16-6  | Mar. 12 | Chicago        | L 105-111       | 42-21 |
| Dec. 11 | Portland       | W 124-116       | 17-6  | Mar. 14 | Dallas         | W 138-116       | 43-21 |
| Dec. 13 | Golden State   | W 122-118       | 18-6  | Mar. 16 | @ Portland     | W 120-108       | 44-21 |
| Dec. 17 | @ Golden State | L 115-120       | 18-7  | Mar. 17 | @ Utah         | W 120-112       | 45-21 |
| Dec. 19 | @ San Diego    | W 106-100       | 19-7  | Mar. 19 | @ Dallas       | W 112-106       | 46-21 |
| Dec. 20 | Atlanta        | W 112-94        | 20-7  | Mar. 21 | Houston        | W 107-102       | 47-21 |
| Dec. 22 | @ Portland     | W 124-110       | 21-7  | Mar. 23 | Dallas         | L 116-118       | 47-22 |
| Dec. 25 | @ Phoenix      | W 104-101       | 22-7  | Mar. 26 | @ San Antonio  | L 105-110       | 47-23 |
| Dec. 27 | San Diego      | W 139-117       | 23-7  | Mar. 28 | @ Kansas City  | W 116-111       | 48-23 |
| Dec. 29 | Utah           | W 121-114       | 24-7  | Mar. 30 | San Diego      | W 143-120       | 49-23 |
| Jan. 3  | Seattle        | L 90-110        | 24-8  | Apr. 1  | @ San Diego    | W 117-100       | 50-23 |
| Jan. 8  | @ Chicago      | L 113-119       | 24-9  | Apr. 2  | Phoenix        | L 99-109        | 50-24 |
| Jan. 9  | @ Detroit      | W 130-127       | 25-9  | Apr. 4  | Portland       | W 129-111       | 51-24 |
| Jan. 10 | @ Milwaukee    | L 107-118       | 25-10 | Apr. 6  | @ Houston      | W 108-97        | 52-24 |
| Jan. 12 | @ Cleveland    | W 114-100       | 26-10 | Apr. 9  | Denver         | W 153-128       | 53-24 |
| Jan. 15 | @ Indiana      | W 97-92         | 27-10 | Apr. 11 | Seattle        | W 107-104       | 54-24 |
| Jan. 17 | @ Kansas City  | W 109-97        | 28-10 | Apr. 13 | @ Golden State | L 101-106       | 54-25 |
| Jan. 19 | @ Denver       | L 139-140       | 28-11 | Apr. 14 | Utah           | W 128-115       | 55-25 |
| Jan. 20 | New Jersey     | W 132-113       | 29-11 | Apr. 16 | Golden State   | W 125-109       | 56-25 |
| Jan. 22 | Detroit        | W 123-111       | 30-11 | Apr. 18 | @ Phoenix      | W 120-115       | 57-25 |







# 1982-83 LOS ANGELES LAKERS



## 58-24 - 1ST IN PACIFIC DIVISION

**Head Coach:** Pat Riley  
**Standing:** Eddie Jordan, Clay Johnson, Dwight Jones, Bob McAdoo, Mark Landsberger, Mike McGee  
**Seated:** James Worthy, Kurt Rambis, Jamaal Wilkes, Kareem Abdul-Jabbar, Michael Cooper, Norm Nixon, Earvin Johnson  
**Not pictured:** Billy Ray Bates, Joe Cooper, Steve Mix

### 1982-83 REGULAR SEASON STATISTICS / GAME-BY-GAME RESULTS

|              | G  | Min. | FGM | FGA  | Pct. | FTM | FTA | Pct.  | REBOUNDS |      |      |      |     | SCORING |      |     |      |      |      |    |
|--------------|----|------|-----|------|------|-----|-----|-------|----------|------|------|------|-----|---------|------|-----|------|------|------|----|
|              |    |      |     |      |      |     |     |       | Off.     | Def. | Tot. | Ast. | PF  | Dq.     | Stl. | TO  | Blk. | Pts. | Avg. | Hi |
| Abdul-Jabbar | 79 | 2554 | 722 | 1228 | .588 | 278 | 371 | .749  | 167      | 425  | 592  | 200  | 220 | 1       | 61   | 200 | 170  | 1722 | 21.8 | 38 |
| Wilkes       | 80 | 2652 | 684 | 1290 | .530 | 203 | 268 | .757  | 146      | 197  | 343  | 182  | 221 | 0       | 65   | 150 | 17   | 1571 | 19.6 | 36 |
| E. Johnson   | 79 | 2907 | 511 | 933  | .548 | 304 | 380 | .800  | 214      | 469  | 683  | 829  | 200 | 1       | 176  | 301 | 47   | 1326 | 16.8 | 36 |
| Nixon        | 79 | 2711 | 533 | 1123 | .475 | 125 | 168 | .744  | 61       | 144  | 205  | 566  | 176 | 1       | 104  | 237 | 4    | 1191 | 15.1 | 27 |
| McAdoo       | 47 | 1019 | 292 | 562  | .520 | 119 | 163 | .730  | 76       | 171  | 247  | 39   | 153 | 2       | 40   | 68  | 40   | 703  | 15.0 | 26 |
| Worthy       | 77 | 1970 | 447 | 772  | .579 | 138 | 221 | .624  | 157      | 242  | 399  | 132  | 221 | 2       | 91   | 178 | 64   | 1033 | 13.4 | 28 |
| Mix†         | 1  | 17   | 4   | 10   | .400 | 1   | 1   | 1.000 | 1        | 0    | 1    | 2    | 1   | 0       | 0    | 0   | 0    | 9    | 9.0  | 9  |
| M. Cooper    | 82 | 2148 | 266 | 497  | .535 | 102 | 130 | .785  | 82       | 192  | 274  | 315  | 208 | 0       | 115  | 128 | 50   | 639  | 7.8  | 20 |
| Rambis       | 78 | 1806 | 235 | 413  | .569 | 114 | 166 | .687  | 164      | 367  | 531  | 90   | 233 | 2       | 105  | 145 | 63   | 584  | 7.5  | 21 |
| Jones†       | 32 | 491  | 62  | 132  | .470 | 32  | 48  | .667  | 28       | 86   | 114  | 22   | 82  | 0       | 13   | 35  | 9    | 156  | 4.9  | 14 |
| McGee        | 39 | 381  | 69  | 163  | .423 | 17  | 23  | .739  | 33       | 20   | 53   | 26   | 50  | 1       | 11   | 27  | 5    | 156  | 4.0  | 19 |
| C. Johnson   | 48 | 447  | 53  | 135  | .393 | 38  | 48  | .792  | 40       | 29   | 69   | 24   | 62  | 0       | 22   | 25  | 4    | 144  | 3.0  | 13 |
| Jordan       | 35 | 333  | 40  | 132  | .303 | 11  | 17  | .647  | 8        | 18   | 26   | 60   | 52  | 0       | 31   | 54  | 1    | 94   | 2.7  | 12 |
| Landsberger  | 39 | 356  | 43  | 102  | .422 | 12  | 25  | .480  | 55       | 73   | 128  | 12   | 48  | 0       | 8    | 20  | 4    | 98   | 2.5  | 8  |
| Bates†       | 4  | 27   | 2   | 16   | .125 | 1   | 2   | ---   | 0        | 0    | 1    | 0    | 1   | 0       | 0    | 0   | 5    | 1.3  | 3    | 3  |
| J. Cooper*   | 2  | 11   | 1   | 4    | .250 | 0   | 0   | ---   | 2        | 0    | 2    | 0    | 3   | 0       | 1    | 3   | 1    | 2    | 1.0  | 2  |

| DATE    | OPPONENT       | BOX SCORE      | W / L | DATE    | OPPONENT          | BOX SCORE | W / L |
|---------|----------------|----------------|-------|---------|-------------------|-----------|-------|
| Oct. 29 | Golden State   | L 117-132      | 0-1   | Jan. 26 | Milwaukee         | W 115-113 | 33-9  |
| Nov. 3  | @ Denver       | W 135-134 (OT) | 1-1   | Jan. 28 | Atlanta           | W 109-85  | 34-9  |
| Nov. 4  | Denver         | W 131-108      | 2-1   | Jan. 30 | @ Boston          | L 95-110  | 34-10 |
| Nov. 6  | @ Utah         | W 104-101      | 3-1   | Feb. 2  | @ Dallas          | L 120-122 | 34-11 |
| Nov. 7  | Portland       | W 103-89       | 4-1   | Feb. 4  | @ KC at St. Louis | W 143-125 | 35-11 |
| Nov. 9  | Kansas City    | W 139-117      | 5-1   | Feb. 6  | Kansas City       | W 116-106 | 36-11 |
| Nov. 12 | Houston        | W 127-96       | 6-1   | Feb. 8  | @ Seattle         | W 121-118 | 37-11 |
| Nov. 14 | Cleveland      | W 111-98       | 7-1   | Feb. 9  | Utah              | W 113-99  | 38-11 |
| Nov. 16 | @ Phoenix      | L 105-113      | 7-2   | Feb. 15 | San Antonio       | W 123-124 | 38-12 |
| Nov. 17 | @ Dallas       | L 117-118      | 7-3   | Feb. 17 | @ Dallas          | W 127-110 | 39-12 |
| Nov. 19 | Washington     | W 122-92       | 8-3   | Feb. 18 | @ Kansas City     | L 118-124 | 39-13 |
| Nov. 21 | Denver         | W 143-129      | 9-3   | Feb. 20 | @ Indiana         | W 126-112 | 40-13 |
| Nov. 24 | @ Seattle      | W 111-93       | 10-3  | Feb. 23 | Boston            | L 104-113 | 40-14 |
| Nov. 26 | @ San Diego    | W 117-115      | 11-3  | Feb. 26 | @ Utah            | L 92-101  | 40-15 |
| Nov. 28 | Golden State   | W 142-127      | 12-3  | Feb. 27 | Denver            | L 120-135 | 40-16 |
| Nov. 30 | @ San Antonio  | L 144-117      | 12-4  | Mar. 1  | @ Chicago         | W 114-111 | 41-16 |
| Dec. 1  | @ Houston      | W 106-95       | 13-4  | Mar. 2  | @ Milwaukee       | W 127-117 | 42-16 |
| Dec. 3  | Portland       | W 115-100      | 14-4  | Mar. 4  | @ Washington      | L 93-96   | 42-17 |
| Dec. 5  | Philadelphia   | L 104-114      | 14-5  | Mar. 5  | @ Detroit         | W 122-108 | 43-17 |
| Dec. 8  | Phoenix        | W 89-86        | 15-5  | Mar. 8  | @ Golden State    | W 116-112 | 44-17 |
| Dec. 10 | @ Utah         | W 128-122      | 16-5  | Mar. 9  | San Diego         | W 119-114 | 45-17 |
| Dec. 11 | @ Golden State | W 128-107      | 17-5  | Mar. 12 | Chicago           | W 123-116 | 46-17 |
| Dec. 14 | @ Portland     | L 103-107      | 17-6  | Mar. 16 | Phoenix           | W 104-95  | 47-17 |
| Dec. 17 | New Jersey     | W 117-106      | 18-6  | Mar. 18 | Kansas City       | W 109-96  | 48-17 |
| Dec. 18 | @ Phoenix      | L 100-126      | 18-7  | Mar. 19 | @ San Diego       | L 99-107  | 48-18 |
| Dec. 19 | Dallas         | W 110-108      | 19-7  | Mar. 20 | Dallas            | W 117-110 | 49-18 |
| Dec. 22 | Utah           | W 124-100      | 20-7  | Mar. 22 | Seattle           | W 123-108 | 50-18 |
| Dec. 23 | @ San Diego    | W 120-115      | 21-7  | Mar. 25 | San Antonio       | L 120-132 | 50-19 |
| Dec. 26 | @ Houston      | W 96-94        | 22-7  | Mar. 27 | Houston           | W 114-93  | 51-19 |
| Dec. 29 | @ Golden State | W 120-110      | 23-7  | Mar. 29 | San Diego         | W 127-109 | 52-19 |
| Dec. 30 | Seattle        | W 137-117      | 24-7  | Mar. 31 | @ Denver          | W 122-116 | 53-19 |
| Jan. 2  | Detroit        | W 127-112      | 25-7  | Apr. 1  | New York          | W 102-88  | 54-19 |
| Jan. 5  | @ Philadelphia | L 120-122 (OT) | 25-8  | Apr. 4  | @ Seattle         | L 111-121 | 54-20 |
| Jan. 6  | Cleveland      | W 125-107      | 26-8  | Apr. 5  | @ Portland        | L 101-107 | 54-21 |
| Jan. 8  | @ New York     | W 108-90       | 27-8  | Apr. 7  | @ Phoenix         | W 117-108 | 55-21 |
| Jan. 11 | @ New Jersey   | L 96-110       | 27-9  | Apr. 8  | Golden State      | W 118-107 | 55-21 |
| Jan. 15 | @ Atlanta      | L 120-101      | 28-9  | Apr. 10 | Phoenix           | L 95-101  | 56-22 |
| Jan. 19 | San Diego      | W 107-104      | 29-9  | Apr. 12 | @ Houston         | W 114-113 | 57-22 |
| Jan. 21 | San Antonio    | W 119-110      | 30-9  | Apr. 13 | @ San Antonio     | L 109-114 | 57-23 |
| Jan. 23 | Indiana        | W 105-102      | 31-9  | Apr. 15 | Seattle           | W 100-99  | 58-23 |
| Jan. 25 | @ Portland     | W 125-120      | 32-9  | Apr. 17 | Portland          | L 108-119 | 58-24 |



# 1983-84 LOS ANGELES LAKERS



## 54-28 - 1ST IN PACIFIC DIVISION

**Head Coach:** Pat Riley  
**Standing:** Byron Scott, Larry Spriggs, James Worthy, Swen Nater, Mitch Kupchak, Calvin Garrett  
**Seated:** Mike McGee, Kurt Rambis, Jamaal Wilkes, Kareem Abdul-Jabbar, Bob McAdoo, Earvin Johnson, Michael Cooper  
**Not pictured:** Eddie Jordan



*Western Conference Champions*

### 1983-84 REGULAR SEASON STATISTICS / GAME-BY-GAME RESULTS

|              | G  | Min. | FGM | FGA  | Pct. | FTM | FTA | Pct. | REBOUNDS |      |      |      |     | SCORING |      |     |     |      |      |    |
|--------------|----|------|-----|------|------|-----|-----|------|----------|------|------|------|-----|---------|------|-----|-----|------|------|----|
|              |    |      |     |      |      |     |     |      | Off.     | Def. | Tot. | Ast. | PF  | Dq.     | Stl. | TO  | Bk. | Pts. | Avg. | HI |
| Abdul-Jabbar | 80 | 2622 | 716 | 1238 | .578 | 285 | 394 | .723 | 169      | 418  | 587  | 211  | 211 | 1       | 55   | 221 | 143 | 1717 | 21.5 | 35 |
| Johnson      | 67 | 2567 | 441 | 780  | .565 | 290 | 358 | .810 | 99       | 392  | 491  | 875  | 169 | 1       | 150  | 306 | 49  | 1178 | 17.6 | 33 |
| Wilkes       | 75 | 2507 | 542 | 1055 | .514 | 208 | 280 | .743 | 130      | 210  | 340  | 214  | 205 | 0       | 72   | 137 | 41  | 1294 | 17.3 | 31 |
| Worthy       | 82 | 2415 | 495 | 890  | .556 | 195 | 257 | .759 | 157      | 358  | 515  | 207  | 244 | 5       | 77   | 181 | 70  | 1185 | 14.5 | 37 |
| McAdoo       | 70 | 1456 | 352 | 748  | .471 | 212 | 264 | .803 | 82       | 207  | 289  | 74   | 182 | 0       | 42   | 127 | 50  | 916  | 13.1 | 32 |
| Scott        | 74 | 1637 | 334 | 690  | .484 | 112 | 139 | .806 | 50       | 114  | 164  | 177  | 174 | 0       | 81   | 116 | 19  | 788  | 10.6 | 32 |
| McGee        | 77 | 1425 | 347 | 584  | .594 | 61  | 113 | .540 | 117      | 76   | 193  | 81   | 176 | 0       | 49   | 111 | 6   | 757  | 9.8  | 33 |
| Cooper       | 82 | 2387 | 273 | 549  | .497 | 155 | 185 | .838 | 53       | 209  | 262  | 482  | 267 | 3       | 113  | 148 | 67  | 739  | 9.0  | 20 |
| Garrett      | 41 | 478  | 78  | 152  | .513 | 30  | 39  | .769 | 24       | 47   | 71   | 31   | 62  | 2       | 12   | 34  | 2   | 188  | 4.6  | 16 |
| Nater        | 69 | 829  | 124 | 253  | .490 | 63  | 91  | .692 | 81       | 183  | 264  | 27   | 150 | 0       | 25   | 68  | 7   | 311  | 4.5  | 19 |
| Rambis       | 47 | 743  | 63  | 113  | .558 | 42  | 66  | .636 | 82       | 184  | 266  | 34   | 108 | 0       | 30   | 56  | 14  | 168  | 3.6  | 10 |
| Spriggs      | 38 | 363  | 44  | 82   | .537 | 36  | 50  | .720 | 16       | 45   | 61   | 30   | 55  | 0       | 12   | 34  | 4   | 124  | 3.3  | 18 |
| Kupchak      | 34 | 324  | 41  | 108  | .380 | 22  | 34  | .647 | 35       | 52   | 87   | 7    | 46  | 0       | 4    | 22  | 6   | 104  | 3.1  | 12 |
| Jordan†      | 3  | 27   | 4   | 8    | .500 | 1   | 2   | .500 | 0        | 4    | 4    | 5    | 5   | 0       | 4    | 8   | 0   | 9    | 3.0  | 4  |

| DATE    | OPPONENT       | BOX SCORE      | W / L | DATE    | OPPONENT       | BOX SCORE       | W / L |
|---------|----------------|----------------|-------|---------|----------------|-----------------|-------|
| Oct. 28 | @ Kansas City  | W 117-107      | 1-0   | Jan. 26 | Houston        | W 131-102       | 26-16 |
| Oct. 29 | @ Utah         | W 120-115      | 2-0   | Jan. 31 | Portland       | W 129-124       | 27-16 |
| Nov. 2  | @ San Diego    | L 106-110      | 2-1   | Feb. 1  | @ Denver       | W 116-108       | 28-16 |
| Nov. 5  | @ Dallas       | L 102-107      | 2-2   | Feb. 3  | Utah           | W 109-105       | 29-16 |
| Nov. 8  | @ Denver       | W 133-124      | 3-2   | Feb. 5  | @ San Antonio  | W 110-98        | 30-16 |
| Nov. 9  | Dallas         | W 120-106      | 4-2   | Feb. 7  | @ Indiana      | W 106-105       | 31-16 |
| Nov. 11 | Phoenix        | W 119-105      | 5-2   | Feb. 8  | @ Boston       | W 111-109       | 32-16 |
| Nov. 13 | Utah           | W 124-118      | 6-2   | Feb. 10 | @ Washington   | L 93-96         | 32-17 |
| Nov. 15 | Milwaukee      | W 126-97       | 7-2   | Feb. 12 | Atlanta        | W 108-87        | 33-17 |
| Nov. 17 | Cleveland      | W 127-114      | 8-2   | Feb. 17 | Denver         | L 138-141       | 33-18 |
| Nov. 19 | @ Portland     | W 117-110      | 9-2   | Feb. 18 | @ San Diego    | W 120-116       | 34-18 |
| Nov. 22 | Utah           | L 126-130 (OT) | 9-3   | Feb. 21 | Seattle        | W 128-112       | 35-18 |
| Nov. 23 | @ Seattle      | L 98-106       | 9-4   | Feb. 22 | @ Seattle      | L 114-121       | 35-19 |
| Nov. 25 | New Jersey     | W 147-123      | 10-4  | Feb. 24 | Boston         | W 116-108       | 36-19 |
| Nov. 27 | Chicago        | W 103-100      | 11-4  | Feb. 26 | @ Philadelphia | W 101-99        | 37-19 |
| Nov. 29 | @ Golden State | W 111-105      | 12-4  | Feb. 28 | @ Chicago      | W 124-108       | 38-19 |
| Dec. 2  | Dallas         | L 118-133      | 12-5  | Feb. 29 | @ New Jersey   | L 92-102        | 38-20 |
| Dec. 4  | San Diego      | W 120-99       | 13-5  | Mar. 2  | @ Atlanta      | W 98-94         | 39-20 |
| Dec. 8  | Kansas City    | W 129-106      | 14-5  | Mar. 4  | @ Detroit      | W 118-114       | 40-20 |
| Dec. 11 | New York       | L 98-109       | 14-6  | Mar. 7  | Philadelphia   | L 105-113       | 41-21 |
| Dec. 15 | @ Phoenix      | L 104-114      | 14-7  | Mar. 9  | @ Dallas       | W 121-120 (2OT) | 41-21 |
| Dec. 16 | San Diego      | W 122-100      | 15-7  | Mar. 10 | Indiana        | L 114-126       | 41-22 |
| Dec. 18 | Portland       | W 121-115      | 16-7  | Mar. 13 | Seattle        | W 114-98        | 42-22 |
| Dec. 20 | @ Seattle      | W 108-102      | 17-7  | Mar. 15 | San Antonio    | W 143-124       | 43-22 |
| Dec. 22 | @ Golden State | L 102-109      | 17-8  | Mar. 17 | @ Houston      | W 123-111       | 44-22 |
| Dec. 23 | Golden State   | W 123-116      | 18-8  | Mar. 20 | @ Milwaukee    | W 99-94         | 45-22 |
| Dec. 25 | @ Portland     | L 121-141      | 18-9  | Mar. 21 | @ Kansas City  | W 123-116       | 46-22 |
| Dec. 27 | Denver         | W 118-116      | 19-9  | Mar. 23 | Detroit        | L 118-121       | 46-23 |
| Dec. 30 | Golden State   | L 105-116      | 19-10 | Mar. 25 | San Diego      | W 114-102       | 47-23 |
| Jan. 3  | @ New York     | L 105-117      | 19-11 | Mar. 28 | @ San Diego    | L 115-122       | 47-24 |
| Jan. 4  | @ Cleveland    | W 106-99       | 20-11 | Mar. 29 | Houston        | W 115-109       | 48-24 |
| Jan. 6  | San Antonio    | W 117-124      | 20-12 | Mar. 31 | @ Phoenix      | W 119-97        | 49-24 |
| Jan. 8  | Houston        | W 118-129      | 20-13 | Apr. 1  | Golden State   | L 121-110       | 50-24 |
| Jan. 10 | @ Houston      | W 136-132 (OT) | 21-13 | Apr. 3  | @ San Antonio  | L 109-137       | 50-25 |
| Jan. 12 | @ Kansas City  | W 95-89        | 22-13 | Apr. 5  | @ Utah         | W 129-115       | 51-25 |
| Jan. 13 | @ Denver       | W 141-134      | 23-13 | Apr. 6  | Kansas City    | W 112-97        | 52-25 |
| Jan. 15 | Seattle        | L 91-102       | 23-14 | Apr. 8  | @ Portland     | W 119-113       | 53-25 |
| Jan. 17 | Washington     | W 108-95       | 24-14 | Apr. 10 | @ Golden State | L 115-117       | 53-26 |
| Jan. 19 | @ Phoenix      | L 123-138      | 24-15 | Apr. 11 | Portland       | W 121-108       | 54-26 |
| Jan. 21 | @ San Antonio  | L 108-113      | 24-16 | Apr. 13 | Dallas         | L 103-104       | 54-27 |
| Jan. 24 | Phoenix        | W 116-110      | 25-16 | Apr. 15 | Phoenix        | L 114-123       | 54-28 |

† Totals with Lakers only.



# 1984-85 LOS ANGELES LAKERS



## 62-20 - 1ST IN PACIFIC DIVISION

**Head Coach:** Pat Riley  
**Standing:** Byron Scott, Larry Spriggs, James Worthy, Mitch Kupchak, Ronnie Lester  
**Seated:** Mike McGee, Kurt Rambis, Jamaal Wilkes, Kareem Abdul-Jabbar, Bob McAdoo, Earvin Johnson, Michael Cooper  
**Not pictured:** Earl Jones, Chuck Nevitt

*NBA Champions*

### 1984-85 REGULAR SEASON STATISTICS / GAME-BY-GAME RESULTS

|              | G  | Min. | FGM | FGA  | Pct. | FTM | FTA | Pct. | REBOUNDS |      |      |      |     | SCORING |      |     |      |      |      |    |
|--------------|----|------|-----|------|------|-----|-----|------|----------|------|------|------|-----|---------|------|-----|------|------|------|----|
|              |    |      |     |      |      |     |     |      | Off.     | Def. | Tot. | Ast. | PF  | Dq.     | Stl. | TO  | Blk. | Pts. | Avg. | Hi |
| Abdul-Jabbar | 79 | 2630 | 723 | 1207 | .599 | 289 | 385 | .732 | 162      | 460  | 622  | 249  | 238 | 3       | 63   | 197 | 162  | 1735 | 22.0 | 40 |
| Johnson      | 77 | 2781 | 504 | 899  | .561 | 391 | 464 | .843 | 90       | 386  | 476  | 968  | 155 | 0       | 113  | 305 | 25   | 1406 | 18.3 | 39 |
| Worthy       | 80 | 2696 | 610 | 1066 | .572 | 190 | 245 | .776 | 169      | 342  | 511  | 201  | 196 | 0       | 87   | 198 | 67   | 1410 | 17.6 | 32 |
| Scott        | 81 | 2305 | 541 | 1003 | .539 | 187 | 228 | .820 | 57       | 153  | 210  | 244  | 197 | 1       | 100  | 138 | 17   | 1295 | 16.0 | 30 |
| McAdoo       | 66 | 1254 | 284 | 546  | .520 | 122 | 162 | .753 | 79       | 216  | 295  | 67   | 170 | 0       | 18   | 95  | 53   | 690  | 10.5 | 22 |
| McGee        | 76 | 1170 | 329 | 612  | .538 | 94  | 160 | .588 | 97       | 68   | 165  | 71   | 147 | 1       | 39   | 81  | 7    | 774  | 10.2 | 41 |
| Cooper       | 82 | 2189 | 276 | 593  | .465 | 115 | 133 | .865 | 56       | 199  | 255  | 429  | 208 | 0       | 93   | 156 | 49   | 702  | 8.6  | 19 |
| Wilkes       | 42 | 761  | 148 | 303  | .488 | 51  | 66  | .773 | 35       | 59   | 94   | 41   | 65  | 0       | 19   | 49  | 3    | 347  | 8.3  | 24 |
| Spriggs      | 75 | 1292 | 194 | 354  | .548 | 112 | 146 | .767 | 77       | 150  | 227  | 132  | 195 | 2       | 47   | 115 | 13   | 500  | 6.7  | 20 |
| Kupchak      | 58 | 716  | 123 | 244  | .504 | 60  | 91  | .659 | 68       | 116  | 184  | 21   | 104 | 0       | 19   | 48  | 20   | 306  | 5.3  | 29 |
| Rambis       | 82 | 1617 | 181 | 327  | .554 | 68  | 103 | .660 | 164      | 364  | 528  | 69   | 211 | 0       | 82   | 97  | 47   | 430  | 5.2  | 18 |
| Lester       | 32 | 278  | 34  | 82   | .415 | 21  | 31  | .677 | 4        | 22   | 26   | 80   | 25  | 0       | 15   | 32  | 3    | 89   | 2.8  | 15 |
| Nevitt       | 11 | 59   | 5   | 17   | .294 | 2   | 8   | .250 | 5        | 15   | 20   | 3    | 20  | 0       | 0    | 10  | 15   | 12   | 1.1  | 4  |
| Jonas        | 2  | 7    | 0   | 1    | .000 | 0   | 0   | ---  | 0        | 0    | 0    | 0    | 0   | 0       | 0    | 1   | 0    | 0    | 0.0  | 0  |

| DATE    | OPPONENT       | BOX SCORE      | W / L | DATE    | OPPONENT       | BOX SCORE      | W / L |
|---------|----------------|----------------|-------|---------|----------------|----------------|-------|
| Oct. 27 | @ San Antonio  | L 112-113      | 0-1   | Jan. 19 | @ Golden State | W 139-109      | 28-14 |
| Oct. 28 | @ Dallas       | L 96-107       | 0-2   | Jan. 22 | L.A. Clippers  | W 123-114      | 29-14 |
| Oct. 30 | Golden State   | W 144-110      | 1-2   | Jan. 25 | Philadelphia   | W 109-104      | 30-14 |
| Nov. 1  | @ Seattle      | L 103-105      | 1-3   | Jan. 26 | @ Utah         | L 83-96        | 30-15 |
| Nov. 2  | San Antonio    | W 119-100      | 2-3   | Jan. 29 | @ Portland     | W 122-106      | 31-15 |
| Nov. 4  | Portland       | W 124-116      | 3-3   | Jan. 30 | Houston        | L 113-116      | 31-16 |
| Nov. 6  | Denver         | L 130-146      | 3-4   | Feb. 1  | New York       | W 105-104      | 32-16 |
| Nov. 8  | @ Golden State | L 106-122      | 3-5   | Feb. 2  | @ LA Clippers  | W 105-96       | 33-16 |
| Nov. 9  | @ Portland     | W 130-126      | 4-5   | Feb. 3  | Indiana        | W 122-100      | 34-16 |
| Nov. 11 | New Jersey     | W 121-111      | 5-5   | Feb. 5  | @ Houston      | W 113-104      | 35-16 |
| Nov. 16 | Kansas City    | W 128-116      | 6-5   | Feb. 12 | L.A. Clippers  | W 121-110      | 36-16 |
| Nov. 18 | Milwaukee      | W 96-89        | 7-5   | Feb. 15 | Atlanta        | W 120-111      | 37-16 |
| Nov. 20 | Phoenix        | W 130-108      | 8-5   | Feb. 17 | Boston         | W 117-111      | 38-16 |
| Nov. 21 | @ Phoenix      | W 102-97       | 9-5   | Feb. 19 | @ Chicago      | W 127-117      | 39-16 |
| Nov. 24 | @ LA Clippers  | W 108-103      | 10-5  | Feb. 21 | @ Kansas City  | W 123-117      | 40-16 |
| Nov. 25 | Seattle        | L 94-105       | 10-6  | Feb. 22 | @ Indiana      | L 113-122      | 40-17 |
| Nov. 28 | @ Utah         | W 114-109      | 11-6  | Feb. 24 | @ New York     | W 119-114      | 41-17 |
| Nov. 30 | Kansas City    | W 130-121      | 12-6  | Feb. 26 | Houston        | W 100-94       | 42-17 |
| Dec. 2  | Chicago        | L 112-113      | 12-7  | Feb. 28 | @ Phoenix      | L 105-117      | 42-18 |
| Dec. 4  | @ Cleveland    | W 116-112      | 13-7  | Mar. 2  | @ Dallas       | W 125-106      | 43-18 |
| Dec. 5  | @ New Jersey   | W 104-93       | 14-7  | Mar. 6  | Golden State   | W 145-119      | 44-18 |
| Dec. 7  | @ Philadelphia | L 116-122      | 14-8  | Mar. 9  | @ Cleveland    | W 133-106      | 45-18 |
| Dec. 8  | @ Washington   | L 98-101       | 14-9  | Mar. 12 | Utah           | W 123-108      | 46-18 |
| Dec. 12 | Golden State   | W 131-107      | 15-9  | Mar. 13 | @ Utah         | W 120-105      | 47-18 |
| Dec. 13 | @ Seattle      | L 122-124 (OT) | 15-10 | Mar. 15 | San Antonio    | W 115-114      | 48-18 |
| Dec. 16 | Washington     | W 109-101      | 16-10 | Mar. 16 | @ LA Clippers  | W 123-112      | 49-18 |
| Dec. 18 | @ Atlanta      | W 117-116      | 17-10 | Mar. 19 | @ Phoenix      | W 130-112      | 50-18 |
| Dec. 19 | @ Houston      | W 123-116      | 18-10 | Mar. 22 | @ Houston      | W 130-107      | 51-18 |
| Dec. 21 | Phoenix        | W 119-105      | 19-10 | Mar. 24 | Detroit        | W 148-130      | 52-18 |
| Dec. 26 | Seattle        | W 101-97       | 20-10 | Mar. 26 | @ Portland     | L 113-116 (OT) | 52-19 |
| Dec. 28 | @ Denver       | W 135-123      | 21-10 | Mar. 27 | @ Seattle      | W 122-97       | 53-19 |
| Dec. 29 | L.A. Clippers  | W 113-107      | 22-10 | Mar. 29 | Dallas         | W 120-115      | 54-19 |
| Jan. 4  | Portland       | W 99-95        | 23-10 | Mar. 31 | Phoenix        | W 123-98       | 55-19 |
| Jan. 6  | San Antonio    | W 129-98       | 24-10 | Apr. 2  | @ Denver       | W 118-104      | 56-19 |
| Jan. 8  | Denver         | L 124-126      | 24-11 | Apr. 3  | @ San Antonio  | L 108-122      | 56-20 |
| Jan. 10 | Utah           | W 120-112      | 25-11 | Apr. 5  | Kansas City    | W 132-125      | 57-20 |
| Jan. 11 | @ Dallas       | W 121-102      | 26-11 | Apr. 7  | Portland       | W 135-133 (OT) | 58-20 |
| Jan. 13 | @ Detroit      | L 98-121       | 26-12 | Apr. 9  | Denver         | W 148-119      | 59-20 |
| Jan. 15 | @ Milwaukee    | L 105-115      | 26-13 | Apr. 11 | @ Golden State | W 137-130      | 60-20 |
| Jan. 16 | @ Boston       | L 102-104      | 26-14 | Apr. 12 | Seattle        | W 145-131      | 61-20 |
| Jan. 18 | Dallas         | W 110-92       | 27-14 | Apr. 14 | @ Kansas City  | W 125-116      | 62-20 |



# 1985-86 LOS ANGELES LAKERS



## 62-20 - 1ST IN PACIFIC DIVISION

**Head Coach:** Pat Riley  
**Standing:** Byron Scott, A.C. Green, Mitch Kupchak, Chuck Nevitt, Maurice Lucas, Ronnie Lester  
**Seated:** Mike McGee, Kurt Rambis, James Worthy, Kareem Abdul-Jabbar, Larry Spriggs, Michael Cooper, Earvin Johnson  
**Not pictured:** Petur Gudmundsson, Jerome Henderson



### 1985-86 REGULAR SEASON STATISTICS / GAME-BY-GAME RESULTS

|              | G  | Min. | FGM | FGA  | Pct. | FTM | FTA | Pct. | REBOUNDS |      |      |      |     | SCORING |      |     |     |      |      |    |
|--------------|----|------|-----|------|------|-----|-----|------|----------|------|------|------|-----|---------|------|-----|-----|------|------|----|
|              |    |      |     |      |      |     |     |      | Off.     | Def. | Tot. | Ast. | Pf  | Dq.     | Stl. | TO  | Bk. | Pts. | Avg. | Hi |
| Abdul-Jabbar | 79 | 2629 | 755 | 1338 | .564 | 336 | 439 | .765 | 133      | 345  | 478  | 280  | 248 | 2       | 67   | 203 | 130 | 1846 | 23.4 | 46 |
| Worthy       | 75 | 2454 | 629 | 1086 | .579 | 242 | 314 | .771 | 136      | 251  | 387  | 201  | 195 | 0       | 82   | 149 | 77  | 1500 | 20.0 | 37 |
| Johnson      | 72 | 2578 | 483 | 918  | .526 | 378 | 434 | .871 | 85       | 341  | 426  | 907  | 133 | 0       | 113  | 273 | 16  | 1354 | 18.8 | 34 |
| Scott        | 76 | 2190 | 507 | 989  | .513 | 138 | 176 | .784 | 55       | 134  | 189  | 164  | 167 | 0       | 85   | 110 | 15  | 1174 | 15.4 | 31 |
| Lucas        | 77 | 1750 | 302 | 653  | .462 | 180 | 230 | .783 | 164      | 402  | 566  | 84   | 253 | 1       | 45   | 121 | 24  | 785  | 10.2 | 23 |
| Cooper       | 82 | 2269 | 274 | 606  | .452 | 147 | 170 | .865 | 44       | 200  | 244  | 466  | 238 | 2       | 89   | 151 | 43  | 758  | 9.2  | 20 |
| McGee        | 71 | 1213 | 252 | 544  | .463 | 42  | 64  | .656 | 51       | 89   | 140  | 83   | 131 | 0       | 53   | 70  | 7   | 587  | 8.3  | 34 |
| Gudmundsson  | 8  | 128  | 20  | 37   | .541 | 18  | 27  | .667 | 17       | 21   | 38   | 3    | 25  | 1       | 3    | 11  | 4   | 58   | 7.3  | 15 |
| Green        | 82 | 1542 | 209 | 388  | .539 | 102 | 167 | .611 | 160      | 221  | 381  | 54   | 229 | 2       | 49   | 99  | 49  | 521  | 6.4  | 21 |
| Kupchak      | 55 | 783  | 124 | 257  | .482 | 84  | 112 | .750 | 69       | 122  | 191  | 17   | 102 | 0       | 12   | 64  | 7   | 332  | 6.0  | 15 |
| Rambis       | 74 | 1573 | 160 | 269  | .595 | 88  | 122 | .721 | 156      | 361  | 517  | 69   | 198 | 0       | 66   | 97  | 33  | 408  | 5.5  | 17 |
| Spriggs      | 43 | 471  | 88  | 192  | .458 | 38  | 49  | .776 | 28       | 53   | 81   | 49   | 78  | 0       | 18   | 54  | 9   | 214  | 5.0  | 18 |
| Henderson    | 1  | 3    | 2   | 3    | .667 | 0   | 0   | ---  | 0        | 1    | 1    | 0    | 1   | 0       | 0    | 0   | 0   | 4    | 4.0  | 4  |
| Lester       | 27 | 222  | 26  | 52   | .500 | 15  | 19  | .789 | 0        | 10   | 10   | 54   | 27  | 0       | 9    | 42  | 3   | 67   | 2.5  | 8  |
| Nevitt*      | 4  | 25   | 3   | 11   | .273 | 4   | 6   | .667 | 3        | 4    | 7    | 2    | 6   | 0       | 2    | 5   | 2   | 10   | 2.5  | 4  |

| DATE      | OPPONENT       | BOX SCORE       | W / L | DATE    | OPPONENT       | BOX SCORE      | W / L |
|-----------|----------------|-----------------|-------|---------|----------------|----------------|-------|
| Oct. 26   | @ San Antonio  | W 121-116 (2OT) | 1-0   | Jan. 25 | Denver         | L 115-127      | 32-10 |
| Oct. 29   | @ Dallas       | W 133-115       | 2-0   | Jan. 28 | Milwaukee      | W 125-115      | 33-10 |
| Oct. 31   | @ Phoenix      | W 144-107       | 3-0   | Jan. 30 | @ Portland     | W 118-94       | 34-10 |
| Nov. 2    | @ Golden State | W 120-116       | 4-0   | Jan. 31 | Philadelphia   | W 134-100      | 35-10 |
| Nov. 5    | Cleveland      | L 111-129       | 4-1   | Feb. 2  | New York       | L 96-103       | 35-11 |
| Nov. 7    | @ Utah         | W 116-106       | 5-1   | Feb. 4  | Dallas         | W 110-102      | 36-11 |
| Nov. 8    | Denver         | W 128-99        | 6-1   | Feb. 6  | @ Houston      | W 117-95       | 37-11 |
| Nov. 12   | Utah           | W 119-110       | 7-1   | Feb. 11 | @ Golden State | L 113-137      | 37-12 |
| Nov. 14   | Portland       | W 114-102       | 8-1   | Feb. 12 | @ Phoenix      | W 128-100      | 38-12 |
| Nov. 15   | @ LA Clippers  | W 127-96        | 9-1   | Feb. 14 | Atlanta        | W 141-117      | 39-12 |
| Nov. 17   | New Jersey     | W 138-119       | 10-1  | Feb. 16 | Boston         | L 99-105       | 39-13 |
| Nov. 20   | LA Clippers    | W 122-107       | 11-1  | Feb. 19 | @ Indiana      | W 90-81        | 40-13 |
| Nov. 21   | @ Denver       | L 120-121       | 11-2  | Feb. 21 | @ New Jersey   | L 106-121      | 40-14 |
| Nov. 23   | @ Portland     | W 130-113       | 12-2  | Feb. 23 | @ Philadelphia | W 117-111 (OT) | 41-14 |
| Nov. 24   | San Antonio    | W 118-102       | 13-2  | Feb. 24 | @ Atlanta      | L 93-102       | 41-15 |
| Nov. 29   | Seattle        | W 108-107       | 14-2  | Feb. 26 | @ Dallas       | W 119-116      | 42-15 |
| Dec. 1    | Chicago        | W 117-113       | 15-2  | Feb. 28 | Phoenix        | W 115-103      | 43-15 |
| Dec. 4    | @ Utah         | W 131-127 (OT)  | 16-2  | Mar. 1  | @ Phoenix      | L 106-123      | 43-16 |
| Dec. 6    | Houston        | W 120-112       | 17-2  | Mar. 3  | Golden State   | W 127-117      | 44-16 |
| Dec. 8    | Dallas         | W 125-119       | 18-2  | Mar. 5  | Utah           | W 130-84       | 45-16 |
| Dec. 12   | Phoenix        | W 127-102       | 19-2  | Mar. 6  | @ Golden State | W 112-111      | 46-16 |
| @ Dec. 13 | @ Denver       | L 120-124       | 19-3  | Mar. 8  | Sacramento     | W 122-121      | 47-16 |
| Dec. 15   | Detroit        | W 132-119       | 20-3  | Mar. 9  | W              | 108-106        | 48-16 |
| Dec. 17   | @ New York     | W 105-99        | 21-3  | Mar. 11 | LA Clippers    | W 129-108      | 49-16 |
| Dec. 18   | @ Milwaukee    | W 107-105       | 22-3  | Mar. 13 | Seattle        | W 105-92       | 50-16 |
| Dec. 20   | @ Cleveland    | W 128-116       | 23-3  | Mar. 16 | Houston        | W 116-111      | 51-16 |
| Dec. 21   | @ Washington   | W 96-84         | 24-3  | Mar. 18 | Portland       | W 128-122      | 52-16 |
| Dec. 26   | @ San Antonio  | L 91-109        | 24-4  | Mar. 19 | @ LA Clippers  | L 114-115      | 52-17 |
| Dec. 28   | @ Sacramento   | L 133-111       | 25-4  | Mar. 21 | @ San Antonio  | W 117-109      | 53-17 |
| Dec. 29   | Golden State   | L 122-130       | 25-5  | Mar. 22 | @ Sacramento   | W 115-113      | 54-17 |
| Jan. 3    | Utah           | W 110-101       | 26-5  | Mar. 24 | San Antonio    | W 124-102      | 55-17 |
| Jan. 5    | Washington     | W 118-88        | 27-5  | Mar. 25 | @ Denver       | W 121-115      | 56-17 |
| Jan. 8    | Portland       | W 125-121       | 28-5  | Mar. 29 | @ Seattle      | L 87-88        | 56-18 |
| Jan. 10   | Indiana        | W 124-102       | 29-5  | Mar. 30 | Golden State   | W 124-117      | 57-18 |
| Jan. 11   | @ Seattle      | L 99-105        | 29-6  | Apr. 1  | Seattle        | W 109-104      | 58-18 |
| Jan. 14   | Phoenix        | W 143-122       | 30-6  | Apr. 3  | Sacramento     | W 135-105      | 59-18 |
| Jan. 16   | LA Clippers    | W 112-96        | 31-6  | Apr. 6  | @ Houston      | L 103-109      | 59-19 |
| Jan. 19   | @ Detroit      | L 115-118       | 31-7  | Apr. 8  | @ Portland     | W 120-114      | 60-19 |
| Jan. 20   | @ Chicago      | W 133-118       | 32-7  | Apr. 10 | Houston        | W 117-113      | 61-19 |
| Jan. 22   | @ Boston       | L 95-110        | 32-8  | Apr. 12 | @ Sacramento   | W 105-92       | 62-19 |
| Jan. 24   | @ LA Clippers  | L 109-120       | 32-9  | Apr. 13 | Dallas         | L 104-127      | 62-20 |

\* Finished season with another team.



# 1986-87 LOS ANGELES LAKERS



## 65-17 - 1ST IN PACIFIC DIVISION

**Head Coach:** Pat Riley  
**Standing:** Wes Matthews, Billy Thompson, A.C. Green, Mike Smrek, Mychal Thompson, Adrian Branch  
**Seated:** Kurt Rambis, James Worthy, Kareem Abdul-Jabbar, Michael Cooper, Byron Scott, Earvin Johnson  
**Not pictured:** Frank Brickowski

*NBA Champions*

### 1986-87 REGULAR SEASON STATISTICS / GAME-BY-GAME RESULTS

|              | G  | Min. | FGM | FGA  | Pct. | FTM | FTA | Pct. | REBOUNDS |      |      |      |     | SCORING |      |     |      |      |      |    |
|--------------|----|------|-----|------|------|-----|-----|------|----------|------|------|------|-----|---------|------|-----|------|------|------|----|
|              |    |      |     |      |      |     |     |      | Off.     | Def. | Tot. | Ast. | PF  | Dq.     | Stl. | TO  | Blk. | Pts. | Avg. | Hl |
| Johnson      | 80 | 2904 | 683 | 1308 | .522 | 535 | 631 | .848 | 122      | 382  | 504  | 977  | 168 | 0       | 138  | 300 | 36   | 1909 | 23.9 | 46 |
| Worthy       | 82 | 2819 | 651 | 1207 | .539 | 292 | 289 | .751 | 158      | 308  | 466  | 226  | 206 | 0       | 108  | 168 | 83   | 1594 | 19.4 | 31 |
| Abdul-Jabbar | 78 | 2441 | 560 | 993  | .564 | 245 | 343 | .714 | 152      | 371  | 523  | 203  | 245 | 2       | 49   | 186 | 97   | 1366 | 17.5 | 30 |
| Scott        | 82 | 2729 | 554 | 1134 | .489 | 224 | 251 | .892 | 63       | 223  | 286  | 281  | 163 | 0       | 125  | 144 | 18   | 1397 | 17.0 | 33 |
| Green        | 79 | 2240 | 316 | 587  | .538 | 220 | 282 | .780 | 210      | 405  | 615  | 84   | 171 | 0       | 70   | 102 | 80   | 852  | 10.8 | 26 |
| Cooper       | 82 | 2253 | 322 | 736  | .438 | 126 | 148 | .851 | 58       | 196  | 254  | 373  | 199 | 1       | 78   | 102 | 43   | 859  | 10.5 | 24 |
| M. Thompson† | 33 | 680  | 129 | 269  | .480 | 75  | 101 | .743 | 47       | 89   | 136  | 28   | 85  | 1       | 14   | 30  | 333  | 10.1 | 24   |    |
| Rambis       | 78 | 1514 | 163 | 313  | .521 | 120 | 157 | .764 | 159      | 294  | 453  | 63   | 201 | 1       | 74   | 104 | 41   | 446  | 5.7  | 16 |
| B. Thompson  | 59 | 762  | 142 | 261  | .544 | 48  | 74  | .649 | 69       | 102  | 171  | 60   | 148 | 1       | 15   | 61  | 30   | 332  | 5.6  | 13 |
| Branch       | 32 | 219  | 48  | 96   | .500 | 42  | 54  | .778 | 23       | 30   | 53   | 16   | 39  | 0       | 16   | 24  | 3    | 138  | 4.3  | 12 |
| Matthews     | 50 | 532  | 89  | 187  | .476 | 29  | 36  | .806 | 13       | 34   | 47   | 100  | 53  | 0       | 23   | 51  | 4    | 208  | 4.2  | 16 |
| Brickowski*  | 37 | 404  | 53  | 94   | .564 | 40  | 59  | .678 | 40       | 57   | 97   | 12   | 105 | 4       | 14   | 25  | 4    | 146  | 3.9  | 14 |
| Smrek        | 35 | 233  | 30  | 60   | .500 | 16  | 25  | .640 | 13       | 24   | 37   | 5    | 70  | 1       | 4    | 19  | 13   | 76   | 2.2  | 8  |

| DATE    | OPPONENT       | BOX SCORE      | W / L | DATE    | OPPONENT       | BOX SCORE      | W / L |
|---------|----------------|----------------|-------|---------|----------------|----------------|-------|
| Nov. 1  | @ Houston      | L 102-112      | 0-1   | Jan. 27 | Portland       | W 107-100      | 33-9  |
| Nov. 4  | @ Seattle      | W 110-96       | 1-1   | Jan. 28 | @ Seattle      | W 101-125      | 33-10 |
| Nov. 7  | Denver         | W 138-116      | 2-1   | Jan. 30 | @ Phoenix      | W 114-102      | 34-10 |
| Nov. 9  | New York       | W 111-88       | 3-1   | Feb. 2  | Dallas         | L 99-103       | 34-11 |
| Nov. 12 | Seattle        | W 122-97       | 4-1   | Feb. 4  | Sacramento     | W 128-92       | 35-11 |
| Nov. 16 | Sacramento     | W 113-111      | 5-1   | Feb. 5  | @ Portland     | L 104-105      | 35-12 |
| Nov. 18 | @ Dallas       | W 114-110      | 6-1   | Feb. 10 | @ Sacramento   | W 114-98       | 36-12 |
| Nov. 19 | @ San Antonio  | W 117-108      | 7-1   | Feb. 13 | Indiana        | W 113-108      | 37-12 |
| Nov. 21 | New Jersey     | W 111-95       | 8-1   | Feb. 15 | Boston         | W 106-103      | 38-12 |
| Nov. 23 | Milwaukee      | W 127-117      | 9-1   | Feb. 17 | Washington     | L 99-114       | 38-13 |
| Nov. 25 | Atlanta        | L 107-113      | 9-2   | Feb. 18 | @ Denver       | W 128-122      | 39-13 |
| Nov. 26 | @ LA Clippers  | W 126-92       | 10-2  | Feb. 20 | @ Chicago      | W 110-100      | 40-13 |
| Nov. 28 | Chicago        | W 110-103      | 11-2  | Feb. 22 | @ Philadelphia | W 112-110 (OT) | 41-13 |
| Nov. 30 | LA Clippers    | W 137-115      | 12-2  | Feb. 24 | @ Phoenix      | W 97-93        | 42-13 |
| Dec. 4  | @ Golden State | L 106-116      | 12-3  | Feb. 25 | Phoenix        | W 99-91        | 43-13 |
| Dec. 5  | Dallas         | W 112-104      | 13-3  | Feb. 27 | Golden State   | W 121-109      | 44-13 |
| Dec. 7  | Golden State   | W 132-100      | 14-3  | Feb. 28 | @ Utah         | L 100-107      | 44-14 |
| Dec. 9  | @ New York     | W 113-87       | 15-3  | Mar. 3  | @ Golden State | W 114-109      | 45-14 |
| Dec. 10 | @ Milwaukee    | L 93-116       | 15-4  | Mar. 4  | Seattle        | W 138-124      | 46-14 |
| Dec. 12 | @ Boston       | W 117-110      | 16-4  | Mar. 7  | Cleveland      | W 122-118      | 47-14 |
| Dec. 13 | @ Detroit      | L 114-119      | 16-5  | Mar. 9  | @ LA Clippers  | W 136-114      | 48-14 |
| Dec. 16 | @ Cleveland    | W 121-116      | 17-5  | Mar. 10 | Denver         | W 143-107      | 49-14 |
| Dec. 18 | Portland       | W 131-115      | 18-5  | Mar. 12 | Portland       | W 125-116      | 50-14 |
| Dec. 20 | @ Dallas       | L 119-130      | 18-6  | Mar. 15 | LA Clippers    | W 115-101      | 51-14 |
| Dec. 21 | @ Houston      | W 103-96       | 19-6  | Mar. 18 | Utah           | W 111-97       | 52-14 |
| Dec. 23 | @ Sacramento   | W 127-117 (OT) | 20-6  | Mar. 20 | San Antonio    | W 147-115      | 53-14 |
| Dec. 26 | Houston        | W 134-111      | 21-6  | Mar. 22 | Sacramento     | W 129-121      | 54-14 |
| Dec. 28 | Philadelphia   | W 111-85       | 22-6  | Mar. 24 | @ Phoenix      | L 93-108       | 54-15 |
| Jan. 1  | @ Portland     | W 140-104      | 23-6  | Mar. 26 | Detroit        | W 128-111      | 55-15 |
| Jan. 2  | Phoenix        | W 155-118      | 24-6  | Mar. 28 | @ Houston      | W 123-109      | 56-15 |
| Jan. 4  | Utah           | W 121-113      | 25-6  | Mar. 31 | Houston        | W 111-96       | 57-15 |
| Jan. 7  | Denver         | W 147-109      | 26-6  | Apr. 2  | @ Seattle      | W 117-114      | 58-15 |
| Jan. 8  | @ Utah         | L 101-107      | 26-7  | Apr. 3  | @ Portland     | W 127-121      | 59-15 |
| Jan. 10 | @ Golden State | L 109-124      | 26-8  | Apr. 5  | @ Denver       | W 126-118      | 60-15 |
| Jan. 11 | San Antonio    | W 111-109      | 27-8  | Apr. 6  | LA Clippers    | W 135-112      | 61-15 |
| Jan. 15 | Golden State   | W 129-109      | 28-8  | Apr. 9  | @ LA Clippers  | W 118-100      | 62-15 |
| Jan. 18 | @ Washington   | W 115-101      | 29-8  | Apr. 10 | San Antonio    | W 131-121      | 63-15 |
| Jan. 19 | @ New Jersey   | W 126-115      | 30-8  | Apr. 12 | Phoenix        | W 119-104      | 64-15 |
| Jan. 21 | @ Atlanta      | W 112-109      | 31-8  | Apr. 16 | @ Utah         | W 110-97       | 65-15 |
| Jan. 22 | @ Indiana      | W 118-108      | 32-8  | Apr. 17 | @ San Antonio  | L 103-115      | 65-16 |
| Jan. 24 | @ Dallas       | L 117-132      | 32-9  | Apr. 19 | Seattle        | L 104-110      | 65-17 |





# 1987-88 LOS ANGELES LAKERS



## 62-20 - 1ST IN PACIFIC DIVISION

**Head Coach:** Pat Riley  
**Standing:** Wes Matthews, Billy Thompson, A.C. Green, Mike Smrek, Mychal Thompson, Jeff Lamp, Milt Wagner  
**Seated:** Kurt Rambis, James Worthy, Kareem Abdul-Jabbar, Michael Cooper, Byron Scott, Earvin Johnson  
**Not pictured:** Tony Campbell, Ray Tolbert



*NBA Champions*

### 1987-88 REGULAR SEASON STATISTICS / GAME-BY-GAME RESULTS

|              | G  | Min. | FGM | FGA  | Pct. | FTM | FTA | Pct. | REBOUNDS |      |      |      |     | SCORING |      |     |     |      |      |    |
|--------------|----|------|-----|------|------|-----|-----|------|----------|------|------|------|-----|---------|------|-----|-----|------|------|----|
|              |    |      |     |      |      |     |     |      | Off.     | Def. | Tot. | Ass. | PF  | Dq.     | Stl. | TO  | Bk. | Pts. | Avg. | Hi |
| Scott        | 81 | 3048 | 710 | 1348 | .527 | 272 | 317 | .858 | 76       | 257  | 333  | 335  | 204 | 2       | 155  | 161 | 27  | 1754 | 21.7 | 38 |
| Worthy       | 75 | 2655 | 617 | 1161 | .531 | 242 | 304 | .796 | 129      | 245  | 374  | 289  | 175 | 1       | 72   | 155 | 55  | 1478 | 19.7 | 38 |
| Johnson      | 82 | 2637 | 490 | 996  | .492 | 417 | 489 | .853 | 88       | 361  | 449  | 858  | 147 | 0       | 114  | 269 | 13  | 1408 | 19.6 | 39 |
| Abdul-Jabbar | 80 | 2308 | 480 | 903  | .532 | 205 | 269 | .762 | 118      | 360  | 478  | 135  | 216 | 1       | 48   | 159 | 92  | 1165 | 14.6 | 27 |
| M. Thompson  | 80 | 2007 | 370 | 722  | .512 | 185 | 292 | .634 | 198      | 291  | 489  | 66   | 251 | 1       | 38   | 113 | 79  | 925  | 11.6 | 28 |
| Green        | 82 | 2636 | 322 | 640  | .503 | 293 | 379 | .773 | 245      | 465  | 710  | 93   | 204 | 0       | 87   | 120 | 45  | 937  | 11.4 | 28 |
| Campbell     | 13 | 242  | 57  | 101  | .564 | 28  | 39  | .718 | 8        | 19   | 27   | 15   | 41  | 0       | 11   | 26  | 2   | 143  | 11.0 | 28 |
| Cooper       | 61 | 1793 | 189 | 482  | .392 | 97  | 113 | .858 | 50       | 178  | 228  | 289  | 136 | 1       | 66   | 101 | 26  | 532  | 8.7  | 21 |
| Matthews     | 51 | 706  | 114 | 248  | .460 | 54  | 65  | .831 | 16       | 50   | 66   | 138  | 65  | 0       | 25   | 69  | 3   | 289  | 5.7  | 18 |
| Rambis       | 70 | 845  | 102 | 186  | .548 | 73  | 93  | .785 | 103      | 165  | 268  | 54   | 103 | 0       | 39   | 59  | 13  | 277  | 4.0  | 17 |
| Wagner       | 40 | 380  | 62  | 147  | .422 | 26  | 29  | .897 | 4        | 24   | 28   | 61   | 42  | 0       | 6    | 22  | 4   | 152  | 3.8  | 14 |
| Tolbert†     | 14 | 82   | 16  | 28   | .571 | 10  | 13  | .769 | 9        | 11   | 20   | 5    | 14  | 0       | 3    | 11  | 3   | 42   | 3.0  | 9  |
| Smrek        | 48 | 421  | 44  | 103  | .427 | 44  | 66  | .667 | 27       | 58   | 85   | 8    | 105 | 3       | 7    | 30  | 42  | 132  | 2.8  | 12 |
| B. Thompson  | 9  | 38   | 3   | 13   | .231 | 8   | 10  | .800 | 2        | 7    | 9    | 1    | 11  | 0       | 1    | 6   | 0   | 14   | 1.6  | 4  |
| Lamp         | 3  | 7    | 0   | 0    | ---  | 2   | 2   | 1.00 | 0        | 0    | 0    | 0    | 1   | 0       | 0    | 0   | 2   | 0.7  | 2    | 2  |

| DATE    | OPPONENT       | BOX SCORE      | W / L | DATE    | OPPONENT       | BOX SCORE      | W / L |
|---------|----------------|----------------|-------|---------|----------------|----------------|-------|
| Nov. 6  | Seattle        | W 113-109      | 1-0   | Feb. 2  | Chicago        | W 110-101      | 34-8  |
| Nov. 8  | Houston        | W 101-92       | 2-0   | Feb. 4  | @ LA Clippers  | W 117-86       | 35-8  |
| Nov. 10 | @ San Antonio  | W 133-124      | 3-0   | Feb. 9  | Indiana        | L 108-110      | 35-9  |
| Nov. 12 | L.A. Clippers  | W 111-82       | 4-0   | Feb. 11 | @ Denver       | W 120-108      | 36-9  |
| Nov. 14 | @ Golden State | W 118-110      | 5-0   | Feb. 12 | @ San Antonio  | W 133-132      | 37-9  |
| Nov. 15 | San Antonio    | W 147-130      | 6-0   | Feb. 14 | Boston         | W 115-106      | 38-9  |
| Nov. 17 | Portland       | W 142-115      | 7-0   | Feb. 16 | L.A. Clippers  | W 119-100      | 39-9  |
| Nov. 20 | Dallas         | W 119-116      | 8-0   | Feb. 18 | @ Houston      | W 111-96       | 40-9  |
| Nov. 22 | Milwaukee      | W 116-124 (OT) | 8-1   | Feb. 19 | @ Atlanta      | W 126-119 (OT) | 41-9  |
| Nov. 24 | @ Seattle      | L 85-103       | 8-2   | Feb. 21 | Detroit        | W 117-110      | 42-9  |
| Nov. 27 | Denver         | W 127-119      | 9-2   | Feb. 23 | Washington     | W 111-100      | 43-9  |
| Dec. 1  | @ Sacramento   | W 125-120 (OT) | 10-2  | Feb. 26 | Utah           | W 112-105      | 44-9  |
| Dec. 2  | Portland       | L 104-117      | 10-3  | Feb. 28 | Phoenix        | W 111-97       | 45-9  |
| Dec. 4  | @ Milwaukee    | L 83-85        | 10-4  | Mar. 1  | @ Seattle      | L 100-114      | 45-10 |
| Dec. 5  | @ Cleveland    | L 95-97        | 10-5  | Mar. 4  | Golden State   | W 120-107      | 46-10 |
| Dec. 8  | @ New Jersey   | W 98-81        | 11-5  | Mar. 6  | @ Dallas       | W 108-97       | 47-10 |
| Dec. 9  | @ Washington   | L 112-120 (OT) | 11-6  | Mar. 7  | @ Philadelphia | W 110-104      | 48-10 |
| Dec. 11 | @ Boston       | W 115-114      | 12-6  | Mar. 9  | @ New York     | W 104-99       | 49-10 |
| Dec. 13 | Cleveland      | W 90-89        | 13-6  | Mar. 10 | @ Chicago      | L 107-128      | 49-11 |
| Dec. 15 | Phoenix        | W 122-97       | 14-6  | Mar. 12 | Dallas         | L 101-110      | 49-12 |
| Dec. 17 | @ Golden State | W 113-106      | 15-6  | Mar. 14 | New Jersey     | W 115-105      | 50-12 |
| Dec. 19 | @ LA Clippers  | W 108-97       | 16-6  | Mar. 15 | @ Portland     | W 95-112       | 50-13 |
| Dec. 20 | Seattle        | W 103-94       | 17-6  | Mar. 19 | @ Phoenix      | L 95-102       | 50-14 |
| Dec. 23 | Sacramento     | W 117-103      | 18-6  | Mar. 20 | @ Golden State | W 130-127      | 51-14 |
| Dec. 26 | @ Utah         | W 117-109      | 19-6  | Mar. 22 | Houston        | W 117-95       | 52-14 |
| Dec. 29 | Philadelphia   | W 131-115      | 20-6  | Mar. 25 | Denver         | L 119-120      | 52-15 |
| Jan. 3  | @ Portland     | W 98-81        | 21-6  | Mar. 26 | @ Sacramento   | L 92-114       | 52-16 |
| Jan. 4  | San Antonio    | W 113-115      | 22-6  | Mar. 29 | Utah           | W 122-111      | 53-16 |
| Jan. 6  | Dallas         | W 103-89       | 23-6  | Apr. 2  | @ Utah         | L 92-106       | 53-17 |
| Jan. 8  | @ Detroit      | W 106-104      | 24-6  | Apr. 3  | Sacramento     | W 108-104      | 54-17 |
| Jan. 9  | @ Indiana      | W 101-98       | 25-6  | Apr. 5  | Seattle        | W 94-90        | 55-17 |
| Jan. 12 | Golden State   | W 117-113      | 26-6  | Apr. 8  | L.A. Clippers  | W 126-107      | 56-17 |
| Jan. 13 | @ LA Clippers  | L 109-110 (OT) | 26-7  | Apr. 9  | @ Portland     | L 109-119      | 56-18 |
| Jan. 16 | @ Phoenix      | W 107-96       | 27-7  | Apr. 12 | Portland       | W 109-103      | 57-18 |
| Jan. 18 | Houston        | W 121-110      | 28-7  | Apr. 13 | @ Denver       | L 106-120      | 57-19 |
| Jan. 21 | @ Denver       | L 113-115      | 28-8  | Apr. 15 | Phoenix        | W 117-114      | 58-19 |
| Jan. 22 | New York       | W 113-112      | 29-8  | Apr. 17 | @ Houston      | L 119-127      | 58-20 |
| Jan. 24 | @ Seattle      | W 116-109      | 30-8  | Apr. 19 | @ San Antonio  | W 133-126      | 59-20 |
| Jan. 26 | Utah           | W 111-100      | 31-8  | Apr. 20 | @ Dallas       | W 114-107      | 60-20 |
| Jan. 28 | @ Sacramento   | W 115-94       | 32-8  | Apr. 22 | @ Phoenix      | W 117-112      | 61-20 |
| Jan. 29 | Atlanta        | W 117-107      | 33-8  | Apr. 24 | Golden State   | W 136-100      | 62-20 |

† Totals with Lakers only.



# 1988-89 LOS ANGELES LAKERS



## 57-25 - 1ST IN PACIFIC DIVISION

**Head Coach:** Pat Riley  
**Starting:** Tony Campbell, Orlando Woolridge, Mark McNamara, Mychal Thompson, Jeff Lamp, David Rivers  
**Seated:** A.C. Green, James Worthy, Kareem Abdul-Jabbar, Michael Cooper, Byron Scott, Earvin Johnson

*Western Conference Champions*

### 1988-89 REGULAR SEASON STATISTICS / GAME-BY-GAME RESULTS

|              | G  | Min. | FGM | FGA  | Pct. | FTM | FTA | Pct. | REBOUNDS |      |      | Ast. | PF  | Dq. | Stl. | TO  | Blk. | SCORING |      | Hi |
|--------------|----|------|-----|------|------|-----|-----|------|----------|------|------|------|-----|-----|------|-----|------|---------|------|----|
|              |    |      |     |      |      |     |     |      | Off.     | Def. | Tot. |      |     |     |      |     |      | Pts.    | Avg. |    |
| Johnson      | 77 | 2886 | 579 | 1137 | .509 | 513 | 563 | .911 | 111      | 496  | 607  | 988  | 172 | 0   | 138  | 312 | 22   | 1730    | 22.5 | 40 |
| Worthy       | 81 | 2960 | 702 | 1282 | .548 | 251 | 321 | .782 | 169      | 320  | 489  | 288  | 175 | 0   | 108  | 182 | 56   | 1657    | 20.5 | 38 |
| Scott        | 74 | 2605 | 588 | 1198 | .491 | 195 | 226 | .863 | 72       | 230  | 302  | 231  | 181 | 1   | 114  | 157 | 27   | 1448    | 19.6 | 35 |
| Green        | 82 | 2510 | 401 | 758  | .529 | 282 | 359 | .786 | 258      | 481  | 739  | 103  | 172 | 0   | 94   | 119 | 55   | 1088    | 13.3 | 33 |
| Abdul-Jabbar | 74 | 1695 | 313 | 659  | .475 | 122 | 165 | .739 | 103      | 231  | 334  | 74   | 196 | 1   | 38   | 95  | 85   | 748     | 10.1 | 21 |
| Woolridge    | 74 | 1491 | 231 | 494  | .468 | 253 | 343 | .738 | 81       | 189  | 270  | 58   | 130 | 0   | 30   | 103 | 65   | 715     | 9.7  | 29 |
| Thompson     | 80 | 1994 | 291 | 521  | .559 | 156 | 230 | .678 | 157      | 310  | 467  | 48   | 224 | 0   | 58   | 97  | 59   | 738     | 9.2  | 27 |
| Cooper       | 80 | 1943 | 213 | 494  | .431 | 81  | 93  | .871 | 33       | 158  | 191  | 314  | 186 | 0   | 72   | 94  | 32   | 587     | 7.3  | 18 |
| Campbell     | 63 | 787  | 158 | 345  | .458 | 70  | 83  | .843 | 53       | 77   | 130  | 47   | 108 | 0   | 37   | 62  | 6    | 388     | 6.2  | 19 |
| Rivers       | 47 | 440  | 49  | 122  | .402 | 35  | 42  | .833 | 13       | 30   | 43   | 106  | 50  | 0   | 23   | 61  | 9    | 134     | 2.9  | 10 |
| McNamara     | 39 | 318  | 32  | 64   | .500 | 49  | 78  | .628 | 38       | 62   | 100  | 10   | 51  | 0   | 4    | 24  | 3    | 113     | 2.9  | 10 |
| Lamp         | 37 | 176  | 27  | 69   | .391 | 4   | 5   | .800 | 6        | 28   | 34   | 15   | 27  | 0   | 8    | 16  | 2    | 60      | 1.6  | 7  |

| DATE    | OPPONENT        | BOX SCORE        | W / L | DATE    | OPPONENT        | BOX SCORE      | W / L |
|---------|-----------------|------------------|-------|---------|-----------------|----------------|-------|
| Nov. 4  | @ Dallas        | W 116-113        | 1-0   | Jan. 29 | @ Dallas        | W 118-93       | 29-13 |
| Nov. 5  | @ San Antonio   | L 107-122        | 1-1   | Jan. 31 | @ Houston       | W 125-114      | 30-13 |
| Nov. 8  | @ Golden State  | W 114-102        | 2-1   | Feb. 1  | @ Phoenix       | L 97-114       | 30-14 |
| Nov. 9  | Denver          | W 128-110        | 3-1   | Feb. 3  | Portland        | W 140-129      | 31-14 |
| Nov. 11 | Seattle         | W 114-103        | 4-1   | Feb. 5  | New Jersey      | W 134-116      | 32-14 |
| Nov. 15 | @ Denver        | W 148-146 (2 OT) | 5-1   | Feb. 8  | Golden State    | L 118-121      | 32-15 |
| Nov. 17 | @ Seattle       | L 98-101         | 5-2   | Feb. 14 | Detroit         | L 103-111      | 32-16 |
| Nov. 18 | Portland        | W 106-105        | 6-2   | Feb. 16 | @ Portland      | W 110-101      | 33-16 |
| Nov. 22 | @ New York      | W 110-98         | 7-2   | Feb. 19 | Boston          | W 119-110      | 34-16 |
| Nov. 23 | @ Miami         | W 138-91         | 8-2   | Feb. 20 | @ Sacramento    | W 100-97       | 35-16 |
| Nov. 26 | @ Detroit       | L 99-102         | 8-3   | Feb. 22 | @ Utah          | L 79-105       | 35-17 |
| Nov. 28 | @ Philadelphia  | W 109-104        | 9-3   | Feb. 24 | Sacramento      | W 115-103      | 36-17 |
| Nov. 30 | Seattle         | W 110-106        | 10-3  | Feb. 26 | Phoenix         | W 134-122      | 37-17 |
| Dec. 2  | Utah            | W 113-92         | 11-3  | Mar. 1  | Golden State    | W 142-121      | 38-17 |
| Dec. 4  | Washington      | W 119-112 (OT)   | 12-3  | Mar. 3  | Indiana         | W 139-117      | 39-17 |
| Dec. 6  | @ L.A. Clippers | W 111-102        | 13-3  | Mar. 5  | @ Houston       | L 83-88        | 39-18 |
| Dec. 7  | Phoenix         | W 125-111        | 14-3  | Mar. 7  | @ Atlanta       | W 106-97       | 40-18 |
| Dec. 10 | @ Indiana       | W 112-105        | 15-3  | Mar. 8  | @ Miami         | W 127-87       | 41-18 |
| Dec. 11 | @ Milwaukee     | L 94-95          | 15-4  | Mar. 10 | @ Charlotte     | W 123-90       | 42-18 |
| Dec. 13 | @ Cleveland     | W 111-102        | 16-4  | Mar. 12 | @ Golden State  | W 126-115      | 43-18 |
| Dec. 14 | @ New Jersey    | L 113-118 (OT)   | 16-5  | Mar. 13 | Houston         | W 97-96        | 44-18 |
| Dec. 16 | @ Boston        | W 116-95         | 16-6  | Mar. 17 | Dallas          | W 106-103      | 45-18 |
| Dec. 18 | @ Washington    | L 110-115        | 16-7  | Mar. 19 | Atlanta         | L 111-113      | 45-19 |
| Dec. 20 | @ Chicago       | L 103-116        | 16-8  | Mar. 21 | Chicago         | L 103-104      | 45-20 |
| Dec. 23 | Sacramento      | W 120-102        | 17-8  | Mar. 23 | @ Sacramento    | W 115-92       | 46-20 |
| Dec. 25 | @ Utah          | L 87-101         | 17-9  | Mar. 26 | Phoenix         | W 118-116      | 47-20 |
| Dec. 26 | @ Phoenix       | L 96-111         | 17-10 | Mar. 28 | @ Phoenix       | L 104-127      | 47-21 |
| Dec. 28 | Philadelphia    | W 128-123        | 18-10 | Mar. 30 | San Antonio     | W 138-98       | 48-21 |
| Dec. 30 | L.A. Clippers   | W 124-109        | 19-10 | Apr. 1  | @ Denver        | L 108-114 (OT) | 48-22 |
| Jan. 3  | @ Seattle       | L 106-116        | 19-11 | Apr. 2  | Milwaukee       | W 118-117      | 49-22 |
| Jan. 4  | Portland        | W 133-120        | 20-11 | Apr. 4  | @ Seattle       | W 115-97       | 50-22 |
| Jan. 6  | Miami           | W 118-86         | 21-11 | Apr. 7  | Utah            | L 97-99        | 50-23 |
| Jan. 8  | San Antonio     | W 126-96         | 22-11 | Apr. 8  | @ Golden State  | L 116-122      | 50-24 |
| Jan. 10 | @ Sacramento    | L 97-106         | 22-12 | Apr. 10 | L.A. Clippers   | W 133-116      | 51-24 |
| Jan. 13 | Cleveland       | W 116-95         | 23-12 | Apr. 12 | @ San Antonio   | W 107-100      | 52-24 |
| Jan. 15 | @ L.A. Clippers | W 116-95         | 24-12 | Apr. 15 | @ L.A. Clippers | L 107-119      | 52-25 |
| Jan. 16 | Houston         | W 124-113        | 25-12 | Apr. 16 | Miami           | W 121-108      | 53-25 |
| Jan. 18 | L.A. Clippers   | W 111-90         | 26-12 | Apr. 18 | Denver          | W 142-118      | 54-25 |
| Jan. 20 | Dallas          | W 115-99         | 27-12 | Apr. 20 | Sacramento      | W 118-115      | 55-25 |
| Jan. 24 | New York        | L 117-122        | 27-13 | Apr. 21 | @ Portland      | W 121-114      | 56-25 |
| Jan. 27 | Charlotte       | W 114-97         | 28-13 | Apr. 23 | Seattle         | W 121-117      | 57-25 |





# 1989-90 LOS ANGELES LAKERS



## 63-19 - 1ST IN PACIFIC DIVISION

**Head Coach:** Pat Riley  
**Standing:** Mel McCants, Orlando Woolridge, Vlade Divac, Mike Higgins, Mark McNamara, Jay Vincent, Larry Drew  
**Seated:** A.C. Green, James Worthy, Mychal Thompson, Michael Cooper, Byron Scott, Earvin Johnson  
**Not pictured:** Steve Bucknall, Jawann Oldham



### 1989-90 REGULAR SEASON STATISTICS / GAME-BY-GAME RESULTS

|           | G  | Min. | FGM | FGA  | Pct. | FTM | FTA | Pct. | REBOUNDS |      |      | PF  | Dq. | Stl. | TO  | Bk. | SCORING |      |      |    |
|-----------|----|------|-----|------|------|-----|-----|------|----------|------|------|-----|-----|------|-----|-----|---------|------|------|----|
|           |    |      |     |      |      |     |     |      | Off.     | Def. | Tot. |     |     |      |     |     | Pts.    | Avg. |      |    |
| Johnson   | 79 | 2337 | 546 | 1138 | 480  | 567 | 637 | 890  | 128      | 394  | 522  | 907 | 167 | 1    | 132 | 289 | 34      | 1765 | 22.3 | 38 |
| Worthy    | 80 | 2960 | 711 | 1298 | 548  | 248 | 317 | 732  | 160      | 318  | 478  | 288 | 190 | 0    | 99  | 160 | 49      | 1685 | 21.1 | 35 |
| Scott     | 87 | 2593 | 472 | 1005 | 470  | 160 | 209 | 766  | 51       | 191  | 242  | 274 | 180 | 2    | 77  | 122 | 31      | 1197 | 15.5 | 33 |
| Green     | 82 | 2709 | 385 | 806  | 478  | 278 | 370 | 751  | 262      | 450  | 712  | 90  | 207 | 0    | 66  | 116 | 50      | 1061 | 12.9 | 27 |
| Woolridge | 62 | 1421 | 306 | 550  | 556  | 176 | 240 | 733  | 49       | 136  | 185  | 96  | 160 | 2    | 39  | 73  | 46      | 788  | 12.7 | 24 |
| Thompson  | 70 | 1883 | 281 | 562  | 500  | 144 | 204 | 706  | 173      | 304  | 477  | 43  | 207 | 0    | 33  | 79  | 73      | 706  | 10.1 | 24 |
| Divac     | 82 | 1611 | 274 | 549  | 499  | 153 | 216 | 708  | 167      | 345  | 512  | 75  | 240 | 2    | 79  | 110 | 114     | 701  | 8.5  | 25 |
| Cooper    | 80 | 1851 | 191 | 493  | 387  | 83  | 94  | 883  | 59       | 168  | 227  | 215 | 206 | 1    | 67  | 91  | 36      | 515  | 6.4  | 16 |
| Drew      | 80 | 1333 | 170 | 383  | 444  | 46  | 60  | 767  | 12       | 86   | 98   | 217 | 92  | 0    | 47  | 95  | 4       | 418  | 5.2  | 15 |
| Vincent†  | 24 | 200  | 41  | 78   | 526  | 8   | 12  | 667  | 7        | 19   | 26   | 10  | 29  | 0    | 8   | 19  | 3       | 90   | 3.8  | 16 |
| McNamara  | 33 | 190  | 38  | 86   | 442  | 26  | 40  | 650  | 22       | 41   | 63   | 3   | 31  | 1    | 2   | 21  | 1       | 102  | 3.1  | 15 |
| McCants   | 13 | 65   | 8   | 26   | 308  | 6   | 8   | 750  | 1        | 5    | 6    | 2   | 11  | 0    | 3   | 1   | 1       | 22   | 1.7  | 4  |
| Oldham†   | 3  | 9    | 2   | 3    | 667  | 1   | 2   | 500  | 0        | 1    | 1    | 3   | 0   | 0    | 1   | 0   | 5       | 1.7  | 3    |    |
| Bucknall  | 18 | 75   | 9   | 33   | 273  | 5   | 6   | 833  | 5        | 2    | 7    | 10  | 10  | 0    | 2   | 11  | 1       | 23   | 1.3  | 4  |
| Higgins*  | 6  | 18   | 0   | 0    | —    | 1   | 2   | 500  | 1        | 0    | 1    | 4   | 0   | 1    | 0   | 2   | 1       | 0.2  | 1    |    |

| DATE    | OPPONENT       | BOX SCORE      | W / L | DATE    | OPPONENT       | BOX SCORE        | W / L |
|---------|----------------|----------------|-------|---------|----------------|------------------|-------|
| Nov. 3  | @ Dallas       | W 102-94       | 1-0   | Jan. 30 | @ LA Clippers  | L 104-121        | 31-11 |
| Nov. 4  | @ San Antonio  | L 98-106       | 1-1   | Feb. 2  | Atlanta        | W 112-106        | 32-11 |
| Nov. 7  | Phoenix        | W 111-107      | 2-1   | Feb. 4  | New Jersey     | W 121-105        | 33-11 |
| Nov. 9  | @ Golden State | W 106-95       | 3-1   | Feb. 6  | @ Portland     | W 121-119 (OT)   | 34-11 |
| Nov. 10 | Charlotte      | W 106-100      | 4-1   | Feb. 7  | Chicago        | W 121-103        | 35-11 |
| Nov. 12 | Dallas         | W 107-98       | 5-1   | Feb. 14 | Portland       | L 128-132 (2 OT) | 35-12 |
| Nov. 15 | Indiana        | W 117-94       | 6-1   | Feb. 15 | @ Sacramento   | W 101-92         | 36-12 |
| Nov. 17 | Denver         | W 119-105      | 7-1   | Feb. 18 | Boston         | W 116-110        | 37-12 |
| Nov. 19 | Washington     | W 120-115      | 8-1   | Feb. 20 | @ San Antonio  | W 115-114 (OT)   | 38-12 |
| Nov. 25 | @ Utah         | W 92-86        | 9-1   | Feb. 21 | @ Denver       | W 113-111        | 39-12 |
| Nov. 26 | San Antonio    | W 132-112      | 10-1  | Feb. 23 | Philadelphia   | W 122-116        | 40-12 |
| Nov. 28 | @ Houston      | L 104-110      | 10-2  | Feb. 25 | Utah           | L 103-104        | 40-13 |
| Nov. 30 | @ Sacramento   | W 109-93       | 11-2  | Feb. 28 | @ Seattle      | W 112-107        | 41-13 |
| Dec. 1  | Detroit        | L 97-108 (OT)  | 11-3  | Mar. 2  | Cleveland      | W 124-93         | 42-13 |
| Dec. 3  | New York       | W 115-104      | 12-3  | Mar. 4  | Minnesota      | W 115-96         | 43-13 |
| Dec. 5  | LA Clippers    | W 111-103      | 13-3  | Mar. 6  | @ Houston      | L 95-112         | 43-14 |
| Dec. 7  | Phoenix        | W 100-96       | 14-3  | Mar. 7  | @ Dallas       | W 103-91         | 44-14 |
| Dec. 9  | @ Washington   | L 101-103      | 14-4  | Mar. 9  | Golden State   | W 131-115        | 45-14 |
| Dec. 10 | @ Orlando      | L 103-108      | 14-5  | Mar. 11 | @ Atlanta      | W 123-115        | 46-14 |
| Dec. 12 | @ Charlotte    | W 103-89       | 15-5  | Mar. 12 | @ Charlotte    | W 107-102        | 47-14 |
| Dec. 13 | @ Miami        | W 102-75       | 16-5  | Mar. 14 | @ Philadelphia | W 110-116        | 47-15 |
| Dec. 15 | @ Boston       | W 119-110      | 17-5  | Mar. 15 | @ Cleveland    | L 96-112         | 47-16 |
| Dec. 16 | @ New Jersey   | W 99-92        | 18-5  | Mar. 17 | @ Minnesota    | L 101-99         | 48-16 |
| Dec. 19 | @ Chicago      | L 83-93        | 18-6  | Mar. 20 | Charlotte      | W 109-97         | 49-16 |
| Dec. 20 | @ Minnesota    | W 106-97 (OT)  | 19-6  | Mar. 23 | LA Clippers    | W 110-102        | 50-16 |
| Dec. 26 | Sacramento     | W 104-102      | 20-6  | Mar. 25 | Seattle        | W 116-94         | 51-16 |
| Dec. 29 | Golden State   | W 130-111      | 21-6  | Mar. 27 | @ Portland     | L 111-130        | 51-17 |
| Jan. 3  | Denver         | W 114-98       | 22-6  | Mar. 28 | @ LA Clippers  | W 106-99         | 52-17 |
| Jan. 6  | @ Golden State | L 131-133      | 22-7  | Mar. 30 | Portland       | W 135-106        | 53-17 |
| Jan. 7  | Miami          | W 132-93       | 23-7  | Apr. 1  | Utah           | W 119-103        | 54-17 |
| Jan. 9  | @ Phoenix      | L 118-121 (OT) | 23-8  | Apr. 5  | Sacramento     | W 110-103        | 55-17 |
| Jan. 10 | Orlando        | W 121-106      | 24-8  | Apr. 6  | @ Phoenix      | W 103-99         | 56-17 |
| Jan. 12 | Houston        | W 107-98       | 25-8  | Apr. 8  | @ Denver       | W 116-109        | 57-17 |
| Jan. 15 | Sacramento     | W 111-91       | 26-8  | Apr. 9  | Dallas         | W 113-106        | 58-17 |
| Jan. 17 | Seattle        | W 100-90       | 27-8  | Apr. 12 | @ Utah         | W 104-107        | 58-18 |
| Jan. 19 | @ Milwaukee    | L 102-103      | 27-9  | Apr. 13 | Golden State   | L 131-119        | 59-18 |
| Jan. 21 | @ Detroit      | W 107-97       | 28-9  | Apr. 15 | Houston        | W 113-102        | 60-18 |
| Jan. 23 | @ New York     | W 118-97       | 29-9  | Apr. 17 | @ Seattle      | W 102-101        | 61-18 |
| Jan. 24 | @ Indiana      | W 120-111      | 30-9  | Apr. 19 | Minnesota      | W 113-89         | 62-18 |
| Jan. 26 | Milwaukee      | W 100-91       | 31-9  | Apr. 21 | @ LA Clippers  | W 125-115        | 63-18 |
| Jan. 29 | San Antonio    | L 84-86        | 31-10 | Apr. 22 | @ Portland     | L 88-130         | 63-19 |

\* Finished season with another team. † Totals with Lakers only.



# 1990-91 LOS ANGELES LAKERS



## 58-24 - 2ND IN PACIFIC DIVISION

**Head Coach:** Mike Dunleavy  
**Standing:** Terry Teagle, Sam Perkins, Vlade Divac, Elden Campbell, Irving Thomas, Tony Smith  
**Seated:** A.C. Green, James Worthy, Mychal Thompson, Earvin Johnson, Byron Scott, Larry Drew  
**Not pictured:** Tony Brown

*Western Conference Champions*

### 1990-91 REGULAR SEASON STATISTICS / GAME-BY-GAME RESULTS

|          | G  | Min. | FGM | FGA  | Pct. | REBOUNDS |     |      |      | Pct. | Off. | Def. | Tot. | SCORING |      |     |      |      |      |      |    |
|----------|----|------|-----|------|------|----------|-----|------|------|------|------|------|------|---------|------|-----|------|------|------|------|----|
|          |    |      |     |      |      | FTM      | FTA | Stl. | Blk. |      |      |      |      | Pts.    | Avg. | Hl  | Ast. | PF   | Dq.  | Stl. | To |
| Worthy   | 78 | 3008 | 716 | 1455 | .492 | 212      | 266 | .797 | 107  | 249  | 356  | 567  | 275  | 117     | 0    | 104 | 127  | 35   | 1670 | 21.4 | 36 |
| Johnson  | 79 | 2933 | 466 | 976  | .477 | 519      | 573 | .906 | 105  | 446  | 551  | 989  | 150  | 0       | 102  | 314 | 17   | 1531 | 19.4 | 34   |    |
| Scott    | 82 | 2630 | 501 | 1051 | .477 | 118      | 148 | .797 | 54   | 192  | 246  | 177  | 146  | 0       | 95   | 85  | 21   | 1191 | 14.5 | 32   |    |
| Perkins  | 73 | 2504 | 368 | 744  | .495 | 229      | 279 | .821 | 167  | 371  | 538  | 108  | 247  | 2       | 64   | 103 | 78   | 983  | 13.5 | 32   |    |
| Divac    | 82 | 2310 | 360 | 637  | .565 | 196      | 279 | .703 | 205  | 461  | 666  | 92   | 247  | 3       | 106  | 146 | 127  | 921  | 11.2 | 25   |    |
| Teagle   | 82 | 1498 | 335 | 757  | .443 | 145      | 177 | .819 | 82   | 99   | 181  | 82   | 165  | 1       | 31   | 83  | 8    | 815  | 9.9  | 35   |    |
| Green    | 82 | 2164 | 258 | 542  | .476 | 223      | 302 | .738 | 201  | 315  | 516  | 71   | 117  | 0       | 59   | 99  | 23   | 750  | 9.1  | 21   |    |
| Thompson | 72 | 1077 | 113 | 228  | .496 | 62       | 88  | .705 | 74   | 154  | 228  | 21   | 112  | 0       | 23   | 47  | 23   | 288  | 4.0  | 19   |    |
| Smith    | 64 | 695  | 97  | 220  | .441 | 40       | 57  | .702 | 24   | 47   | 71   | 135  | 80   | 0       | 28   | 69  | 12   | 234  | 3.7  | 12   |    |
| Drew     | 48 | 496  | 54  | 125  | .432 | 17       | 22  | .773 | 5    | 29   | 34   | 118  | 40   | 0       | 15   | 49  | 1    | 139  | 2.9  | 11   |    |
| Campbell | 52 | 380  | 56  | 123  | .455 | 32       | 49  | .653 | 40   | 56   | 96   | 10   | 71   | 1       | 11   | 16  | 38   | 144  | 2.8  | 12   |    |
| Thomas   | 26 | 108  | 17  | 50   | .340 | 12       | 21  | .571 | 14   | 17   | 31   | 10   | 24   | 0       | 4    | 13  | 1    | 46   | 1.8  | 9    |    |
| Brown*   | 7  | 27   | 2   | 3    | .667 | 0        | 0   | ---  | 0    | 4    | 4    | 3    | 8    | 0       | 0    | 4   | 0    | 5    | 0.7  | 3    |    |

| DATE    | OPPONENT       | BOX SCORE      | W / L | DATE    | OPPONENT       | BOX SCORE      | W / L |
|---------|----------------|----------------|-------|---------|----------------|----------------|-------|
| Nov. 3  | @ San Antonio  | L 99-110       | 0-1   | Jan. 29 | New Jersey     | W 110-89       | 31-11 |
| Nov. 6  | Portland       | L 123-125 (OT) | 0-2   | Jan. 31 | Atlanta        | W 116-103      | 32-11 |
| Nov. 9  | Sacramento     | W 100-86       | 1-2   | Feb. 1  | @ LA Clippers  | W 106-92       | 33-11 |
| Nov. 11 | New York       | L 103-109      | 1-3   | Feb. 3  | Chicago        | W 99-86        | 34-11 |
| Nov. 13 | Phoenix        | L 111-112      | 1-4   | Feb. 5  | LA Clippers    | W 116-102      | 35-11 |
| Nov. 15 | @ Houston      | W 108-103 (OT) | 2-4   | Feb. 12 | @ Phoenix      | L 95-99        | 35-12 |
| Nov. 16 | @ Dallas       | L 86-99        | 2-5   | Feb. 13 | Minnesota      | W 120-106      | 36-12 |
| Nov. 18 | Golden State   | W 115-93       | 3-5   | Feb. 15 | Boston         | L 85-98        | 36-13 |
| Nov. 19 | @ Denver       | W 122-105      | 4-5   | Feb. 17 | Portland       | W 106-96       | 37-13 |
| Nov. 21 | Denver         | W 141-121      | 5-5   | Feb. 19 | @ Houston      | W 112-103      | 38-13 |
| Nov. 24 | Orlando        | W 115-89       | 6-5   | Feb. 21 | @ Dallas       | W 106-92       | 39-13 |
| Nov. 28 | San Antonio    | W 97-80        | 7-5   | Feb. 22 | @ Atlanta      | L 102-111      | 39-14 |
| Dec. 1  | @ Phoenix      | W 108-98       | 8-5   | Feb. 24 | @ Detroit      | W 102-96 (OT)  | 40-14 |
| Dec. 4  | Detroit        | W 114-90       | 9-5   | Feb. 25 | @ Philadelphia | L 90-92        | 40-15 |
| Dec. 6  | @ Minnesota    | W 83-73        | 10-5  | Feb. 28 | @ Denver       | W 121-108      | 41-15 |
| Dec. 7  | @ Utah         | L 79-101       | 10-6  | Mar. 1  | Orlando        | W 115-101      | 42-15 |
| Dec. 9  | Washington     | W 106-99       | 11-6  | Mar. 3  | Houston        | L 95-104       | 42-16 |
| Dec. 12 | Dallas         | L 97-112 (OT)  | 11-7  | Mar. 5  | @ Minnesota    | L 85-94        | 42-17 |
| Dec. 15 | @ Golden State | W 111-109      | 12-7  | Mar. 7  | @ Milwaukee    | L 94-99        | 42-18 |
| Dec. 16 | Indiana        | W 115-112      | 13-7  | Mar. 9  | @ Washington   | W 87-72        | 43-18 |
| Dec. 18 | @ New York     | W 100-97       | 14-7  | Mar. 10 | @ Orlando      | W 115-101      | 44-18 |
| Dec. 19 | @ Cleveland    | L 74-84        | 14-8  | Mar. 12 | @ Miami        | W 102-95       | 45-18 |
| Dec. 21 | Chicago        | L 103-114      | 14-9  | Mar. 15 | Denver         | W 127-117      | 46-18 |
| Dec. 23 | Minnesota      | W 118-94       | 15-9  | Mar. 17 | San Antonio    | W 98-91        | 47-18 |
| Dec. 26 | @ LA Clippers  | W 108-99       | 16-9  | Mar. 19 | LA Clippers    | W 119-105      | 48-18 |
| Dec. 30 | Philadelphia   | W 115-107      | 17-9  | Mar. 20 | @ Seattle      | L 106-114      | 48-19 |
| Jan. 3  | @ Portland     | W 108-104      | 18-9  | Mar. 22 | Milwaukee      | L 92-99        | 48-20 |
| Jan. 4  | @ Golden State | L 99-115       | 18-10 | Mar. 24 | Seattle        | W 113-96       | 49-20 |
| Jan. 6  | Golden State   | W 135-108      | 19-10 | Mar. 25 | @ Sacramento   | W 99-89        | 50-20 |
| Jan. 8  | @ Seattle      | L 88-96        | 19-11 | Mar. 29 | Portland       | L 105-109 (OT) | 50-21 |
| Jan. 9  | Utah           | W 108-85       | 20-11 | Mar. 31 | Sacramento     | W 115-87       | 51-21 |
| Jan. 11 | Cleveland      | W 105-93       | 21-11 | Apr. 2  | @ San Antonio  | W 122-115      | 52-21 |
| Jan. 13 | Houston        | W 116-97       | 22-11 | Apr. 4  | @ Phoenix      | W 102-98       | 53-21 |
| Jan. 15 | Charlotte      | W 128-103      | 23-11 | Apr. 5  | Miami          | W 108-87       | 54-21 |
| Jan. 17 | @ Sacramento   | W 93-78        | 24-11 | Apr. 7  | Phoenix        | W 102-95       | 55-21 |
| Jan. 18 | Seattle        | W 105-96       | 25-11 | Apr. 11 | Utah           | W 110-95       | 56-21 |
| Jan. 21 | @ Indiana      | W 120-114      | 26-11 | Apr. 13 | @ Portland     | L 113-118      | 56-22 |
| Jan. 22 | @ Orlando      | W 116-96       | 27-11 | Apr. 15 | Dallas         | W 112-106      | 57-22 |
| Jan. 24 | @ Charlotte    | W 113-93       | 28-11 | Apr. 17 | @ Golden State | L 111-118      | 57-23 |
| Jan. 25 | @ New Jersey   | W 108-103 (OT) | 29-11 | Apr. 20 | @ Utah         | L 93-107       | 57-24 |
| Jan. 27 | @ Boston       | W 104-87       | 30-11 | Apr. 21 | Seattle        | W 103-100      | 58-24 |



# 1991-92 LOS ANGELES LAKERS



## 43-39 - 6TH IN PACIFIC DIVISION

**Head Coach:** Mike Dunleavy  
**Standing:** Terry Teagle, Sam Perkins, Vlade Divac, Elden Campbell, Keith Owens, Tony Smith  
**Seated:** A.C. Green, Chucky Brown, James Worthy, Sedale Threatt, Byron Scott, Rory Sparrow  
**Not pictured:** Demetrius Calip, Jack Haley, Cliff Robinson



### 1991-92 REGULAR SEASON STATISTICS / GAME-BY-GAME RESULTS

|          | G  | Min. | FGM | FGA  | Pct. | FTM | FTA | Pct. | REBOUNDS |      | Ast. | PF  | Dq. | Stl. | TO  | Blk. | SCORING |      |      |
|----------|----|------|-----|------|------|-----|-----|------|----------|------|------|-----|-----|------|-----|------|---------|------|------|
|          |    |      |     |      |      |     |     |      | Off.     | Def. |      |     |     |      |     |      | Pts.    | Avg. |      |
| Worthy   | 54 | 2108 | 450 | 1007 | .447 | 166 | 204 | .814 | 98       | 207  | 305  | 252 | 89  | 0    | 76  | 27   | 23      | 1075 | 19.9 |
| Perkins  | 63 | 2332 | 361 | 803  | .450 | 304 | 372 | .817 | 192      | 364  | 556  | 141 | 192 | 1    | 64  | 83   | 62      | 1041 | 16.5 |
| Threatt  | 82 | 3070 | 509 | 1041 | .489 | 202 | 243 | .831 | 43       | 210  | 253  | 593 | 231 | 1    | 168 | 182  | 16      | 1240 | 15.1 |
| Scott    | 82 | 2679 | 460 | 1005 | .458 | 244 | 291 | .838 | 74       | 236  | 310  | 226 | 140 | 0    | 105 | 119  | 28      | 1218 | 14.9 |
| Green    | 82 | 2902 | 382 | 803  | .476 | 340 | 457 | .744 | 306      | 456  | 762  | 117 | 141 | 0    | 91  | 111  | 36      | 1116 | 13.6 |
| Divac    | 36 | 979  | 157 | 317  | .495 | 86  | 112 | .768 | 87       | 160  | 247  | 60  | 114 | 3    | 55  | 88   | 35      | 405  | 11.3 |
| Teagle   | 82 | 1602 | 364 | 805  | .452 | 151 | 197 | .766 | 91       | 92   | 183  | 113 | 148 | 0    | 66  | 114  | 9       | 880  | 10.7 |
| Campbell | 81 | 1876 | 220 | 491  | .448 | 138 | 223 | .619 | 155      | 268  | 423  | 59  | 203 | 1    | 53  | 73   | 159     | 578  | 7.1  |
| Smith    | 63 | 820  | 113 | 283  | .399 | 49  | 75  | .653 | 31       | 45   | 76   | 109 | 91  | 0    | 39  | 50   | 8       | 275  | 4.4  |
| Brown†   | 36 | 381  | 55  | 118  | .466 | 25  | 41  | .610 | 29       | 47   | 76   | 23  | 41  | 0    | 9   | 27   | 7       | 135  | 3.8  |
| Robinson | 9  | 78   | 11  | 27   | .407 | 7   | 8   | .875 | 7        | 12   | 19   | 9   | 4   | 0    | 5   | 7    | 0       | 29   | 3.2  |
| Sparrow† | 42 | 471  | 57  | 143  | .399 | 8   | 13  | .615 | 3        | 24   | 27   | 79  | 55  | 0    | 12  | 31   | 5       | 124  | 3.0  |
| Haley    | 49 | 394  | 31  | 84   | .369 | 14  | 29  | .483 | 31       | 64   | 95   | 7   | 75  | 0    | 7   | 25   | 8       | 76   | 1.6  |
| Calip    | 7  | 58   | 4   | 18   | .222 | 2   | 3   | .667 | 1        | 4    | 5    | 12  | 8   | 0    | 1   | 5    | 0       | 11   | 1.6  |
| Owens    | 20 | 80   | 9   | 32   | .281 | 8   | 10  | .800 | 8        | 7    | 15   | 3   | 11  | 0    | 5   | 2    | 4       | 26   | 1.3  |

| DATE    | OPPONENT       | BOX SCORE | W / L    | DATE    | OPPONENT       | BOX SCORE | W / L      |
|---------|----------------|-----------|----------|---------|----------------|-----------|------------|
| Nov. 1  | @ Houston      | L 121-126 | (OT) 0-1 | Jan. 29 | Golden State   | W 112-99  | 26-16      |
| Nov. 2  | @ Dallas       | W 114-113 | (OT) 1-1 | Jan. 30 | @ Denver       | W 106-96  | 27-16      |
| Nov. 5  | LA Clippers    | L 109-114 | (OT) 1-2 | Feb. 2  | Chicago        | L 97-103  | 27-17      |
| Nov. 8  | @ Phoenix      | L 85-113  | 1-3      | Feb. 3  | @ Phoenix      | L 104-113 | 27-18      |
| Nov. 10 | Minnesota      | W 96-86   | 2-3      | Feb. 5  | LA Clippers    | W 100-95  | 28-18      |
| Nov. 14 | @ Golden State | W 115-112 | 3-3      | Feb. 11 | @ Minnesota    | W 116-108 | 29-18      |
| Nov. 15 | Houston        | W 89-74   | 4-3      | Feb. 13 | @ Utah         | L 91-97   | 29-19      |
| Nov. 17 | Atlanta        | W 111-89  | 5-3      | Feb. 16 | Washington     | L 92-108  | 29-20      |
| Nov. 19 | Phoenix        | W 103-95  | 6-3      | Feb. 16 | Boston         | L 107-114 | 29-21      |
| Nov. 22 | San Antonio    | W 98-96   | 7-3      | Feb. 17 | @ Golden State | L 100-116 | 29-22      |
| Nov. 24 | Milwaukee      | W 102-97  | 8-3      | Feb. 19 | @ LA Clippers  | L 94-125  | 29-23      |
| Nov. 26 | @ Orlando      | W 98-87   | 9-3      | Feb. 20 | @ Seattle      | L 103-105 | 29-24      |
| Nov. 27 | @ Miami        | W 89-97   | 10-3     | Feb. 22 | Golden State   | L 124-126 | 29-25      |
| Nov. 29 | @ Boston       | L 91-114  | 10-4     | Feb. 26 | New York       | W 81-68   | 30-25      |
| Nov. 30 | @ Philadelphia | L 93-91   | 11-4     | Feb. 28 | Cleveland      | L 90-101  | 30-26      |
| Dec. 3  | @ Milwaukee    | L 94-126  | 11-5     | Mar. 1  | Houston        | L 97-105  | 30-27      |
| Dec. 4  | @ Charlotte    | L 106-124 | 11-6     | Mar. 3  | @ Portland     | L 101-105 | 30-28      |
| Dec. 6  | @ New Jersey   | W 98-89   | 12-6     | Mar. 4  | New Jersey     | W 101-92  | 31-28      |
| Dec. 8  | Dallas         | W 103-88  | 13-6     | Mar. 8  | Detroit        | L 93-98   | 31-29      |
| Dec. 10 | @ Sacramento   | W 92-90   | 14-6     | Mar. 10 | @ New York     | W 106-104 | 32-29      |
| Dec. 11 | Utah           | L 95-101  | 14-7     | Mar. 11 | @ Atlanta      | W 109-98  | 33-29      |
| Dec. 15 | Sacramento     | W 110-94  | 15-7     | Mar. 13 | @ Cleveland    | L 107-109 | (OT) 33-30 |
| Dec. 17 | @ Chicago      | W 102-89  | 16-7     | Mar. 14 | @ Washington   | L 92-83   | 34-30      |
| Dec. 19 | @ Minnesota    | L 85-93   | 16-8     | Mar. 16 | @ Indiana      | L 85-98   | 34-31      |
| Dec. 20 | @ Detroit      | L 93-112  | 16-9     | Mar. 18 | Portland       | L 93-98   | 34-32      |
| Dec. 22 | Phoenix        | L 88-100  | 16-10    | Mar. 20 | Minnesota      | W 131-121 | 35-32      |
| Dec. 25 | @ LA Clippers  | W 85-75   | 17-10    | Mar. 26 | Dallas         | W 115-92  | (OT) 36-32 |
| Dec. 28 | Portland       | L 88-98   | 17-11    | Mar. 27 | @ Utah         | W 103-92  | 37-32      |
| Dec. 30 | Golden State   | L 99-114  | 17-12    | Mar. 29 | Philadelphia   | W 117-88  | 38-32      |
| Jan. 3  | Indiana        | L 87-114  | 17-13    | Mar. 31 | @ Houston      | W 107-101 | 39-32      |
| Jan. 5  | Miami          | W 123-111 | 18-13    | Apr. 1  | @ San Antonio  | L 86-104  | 39-33      |
| Jan. 7  | @ Dallas       | W 104-80  | 19-13    | Apr. 3  | Seattle        | L 91-96   | 39-34      |
| Jan. 8  | @ San Antonio  | L 87-103  | 19-14    | Apr. 5  | Phoenix        | W 109-104 | 40-34      |
| Jan. 10 | Denver         | W 102-88  | 20-14    | Apr. 7  | @ Seattle      | L 88-117  | 40-35      |
| Jan. 12 | Orlando        | W 112-99  | 21-14    | Apr. 9  | San Antonio    | L 94-102  | 40-36      |
| Jan. 15 | Charlotte      | W 95-93   | 22-14    | Apr. 11 | Utah           | L 90-93   | 40-37      |
| Jan. 18 | @ Seattle      | L 108-112 | 22-15    | Apr. 13 | Denver         | W 100-93  | 41-37      |
| Jan. 20 | Seattle        | L 116-110 | 23-15    | Apr. 15 | @ Denver       | L 107-110 | 41-38      |
| Jan. 21 | @ Portland     | L 92-131  | 23-16    | Apr. 16 | @ Sacramento   | L 94-102  | 41-39      |
| Jan. 23 | @ Sacramento   | W 108-105 | 24-16    | Apr. 18 | @ Portland     | W 109-101 | 42-39      |
| Jan. 24 | Sacramento     | W 95-92   | 25-16    | Apr. 19 | LA Clippers    | W 109-108 | (OT) 43-39 |

† Totals with Lakers only.



# 1992-93 LOS ANGELES LAKERS



## 39-43 - 5TH IN PACIFIC DIVISION

**Head Coach:** Randy Pfund  
**Standing:** Elden Campbell, Benoit Benjamin, Vlade Divac, James Edwards, Jack Haley, Alex Blackwell  
**Seated:** A.C. Green, Anthony Peeler, Tony Smith, James Worthy, Sedale Threatt, Byron Scott, Duane Cooper  
**Not pictured:** Doug Christie, Sam Perkins

### 1992-93 REGULAR SEASON STATISTICS / GAME-BY-GAME RESULTS

|           | G  | Min. | FGM | FGA  | Pct. | FTM | FTA | Pct. | REBOUNDS |      |      |      |     | SCORING |      |     |      |      |      |    |
|-----------|----|------|-----|------|------|-----|-----|------|----------|------|------|------|-----|---------|------|-----|------|------|------|----|
|           |    |      |     |      |      |     |     |      | Off.     | Def. | Tot. | Ast. | PF  | Dq.     | Stl. | TO  | Blk. | Pts. | Avg. | Hi |
| Threatt   | 82 | 2893 | 522 | 1028 | .508 | 177 | 215 | .823 | 47       | 226  | 273  | 564  | 248 | 1       | 142  | 173 | 11   | 1235 | 15.1 | 32 |
| Worthy    | 82 | 2359 | 510 | 1142 | .447 | 171 | 211 | .810 | 73       | 174  | 247  | 278  | 87  | 0       | 92   | 137 | 27   | 1221 | 14.9 | 30 |
| Scott     | 58 | 1677 | 296 | 659  | .449 | 156 | 184 | .848 | 27       | 107  | 134  | 157  | 98  | 0       | 55   | 70  | 13   | 792  | 13.7 | 29 |
| Perkins*  | 49 | 1589 | 242 | 527  | .459 | 184 | 222 | .829 | 111      | 268  | 379  | 128  | 139 | 0       | 40   | 76  | 51   | 673  | 13.7 | 26 |
| Green     | 82 | 2819 | 379 | 706  | .537 | 277 | 375 | .739 | 287      | 424  | 711  | 116  | 149 | 0       | 88   | 116 | 39   | 1051 | 12.8 | 30 |
| Divac     | 82 | 2525 | 397 | 819  | .485 | 235 | 341 | .689 | 220      | 509  | 729  | 232  | 311 | 7       | 128  | 214 | 140  | 1050 | 12.8 | 28 |
| Peeler    | 77 | 1656 | 297 | 634  | .468 | 162 | 206 | .786 | 64       | 115  | 179  | 166  | 193 | 0       | 60   | 123 | 14   | 802  | 10.4 | 25 |
| Campbell  | 79 | 1551 | 238 | 520  | .458 | 130 | 204 | .637 | 127      | 205  | 332  | 48   | 165 | 0       | 59   | 69  | 100  | 606  | 7.7  | 21 |
| Edwards   | 52 | 617  | 122 | 270  | .452 | 84  | 118 | .712 | 30       | 70   | 100  | 41   | 122 | 0       | 10   | 51  | 7    | 328  | 6.3  | 17 |
| Christie  | 23 | 332  | 45  | 106  | .425 | 50  | 66  | .758 | 24       | 27   | 51   | 53   | 53  | 0       | 22   | 50  | 5    | 142  | 6.2  | 17 |
| Smith     | 55 | 752  | 133 | 275  | .484 | 62  | 82  | .756 | 46       | 41   | 87   | 63   | 72  | 1       | 50   | 40  | 7    | 330  | 6.0  | 20 |
| Benjamin† | 28 | 306  | 62  | 108  | .481 | 22  | 37  | .595 | 24       | 72   | 96   | 10   | 61  | 0       | 14   | 36  | 13   | 126  | 4.5  | 17 |
| Cooper    | 65 | 645  | 62  | 158  | .392 | 25  | 35  | .714 | 13       | 37   | 50   | 150  | 66  | 0       | 18   | 69  | 2    | 156  | 2.4  | 9  |
| Blackwell | 27 | 109  | 14  | 42   | .333 | 6   | 8   | .750 | 10       | 13   | 23   | 7    | 14  | 0       | 4    | 5   | 2    | 34   | 1.3  | 8  |

| DATE    | OPPONENT       | BOX SCORE      | W / L | DATE    | OPPONENT       | BOX SCORE      | W / L |
|---------|----------------|----------------|-------|---------|----------------|----------------|-------|
| Nov. 6  | @ LA Clippers  | W 114-112 (OT) | 1-0   | Jan. 31 | @ Boston       | W 96-87        | 22-20 |
| Nov. 8  | Sacramento     | L 114-124      | 1-1   | Feb. 2  | Orlando        | L 97-110       | 22-21 |
| Nov. 10 | @ Golden State | W 107-106      | 2-1   | Feb. 4  | Utah           | W 114-110      | 23-21 |
| Nov. 12 | @ Seattle      | L 102-114      | 2-2   | Feb. 5  | @ Phoenix      | L 104-132      | 23-22 |
| Nov. 13 | LA Clippers    | L 98-124       | 2-3   | Feb. 8  | Dallas         | W 108-100 (OT) | 24-22 |
| Nov. 15 | Golden State   | W 105-102      | 3-3   | Feb. 10 | Denver         | W 111-102      | 25-22 |
| Nov. 20 | Chicago        | W 120-118      | 4-3   | Feb. 14 | Atlanta        | W 135-96       | 26-22 |
| Nov. 22 | Denver         | W 119-107      | 5-3   | Feb. 18 | @ Portland     | L 103-105      | 26-23 |
| Nov. 25 | New Jersey     | L 98-100       | 5-4   | Feb. 24 | @ Sacramento   | W 104-99       | 27-23 |
| Nov. 27 | @ Portland     | W 98-90        | 6-4   | Feb. 26 | Cleveland      | L 102-114      | 27-24 |
| Nov. 29 | Dallas         | W 114-85       | 7-4   | Feb. 28 | LA Clippers    | W 124-112      | 28-24 |
| Dec. 1  | @ Sacramento   | L 110-117      | 7-5   | Mar. 2  | @ Denver       | L 115-127      | 28-25 |
| Dec. 3  | @ Houston      | W 95-89        | 8-5   | Mar. 3  | @ Golden State | W 117-111      | 29-25 |
| Dec. 4  | @ Phoenix      | L 93-103       | 8-6   | Mar. 5  | Philadelphia   | W 101-97 (OT)  | 30-25 |
| Dec. 6  | Minnesota      | W 107-85       | 9-6   | Mar. 7  | Charlotte      | L 101-105      | 30-26 |
| Dec. 9  | Portland       | W 124-111      | 10-6  | Mar. 9  | @ Detroit      | W 123-121      | 31-26 |
| Dec. 11 | Washington     | W 118-93       | 11-6  | Mar. 10 | @ New York     | L 104-110      | 31-27 |
| Dec. 13 | Milwaukee      | W 114-96       | 12-6  | Mar. 12 | @ Philadelphia | W 101-95       | 32-27 |
| Dec. 15 | @ San Antonio  | W 107-101      | 13-6  | Mar. 14 | @ Atlanta      | L 107-117      | 32-28 |
| Dec. 16 | @ Dallas       | L 95-102       | 13-7  | Mar. 15 | @ San Antonio  | W 92-87        | 33-28 |
| Dec. 18 | Phoenix        | L 100-116      | 13-8  | Mar. 17 | San Antonio    | L 100-101      | 33-29 |
| Dec. 19 | @ Denver       | W 92-86        | 14-8  | Mar. 19 | Boston         | L 119-129      | 33-30 |
| Dec. 23 | Seattle        | L 79-80        | 14-9  | Mar. 21 | Detroit        | L 101-106      | 33-31 |
| Dec. 26 | San Antonio    | L 92-104       | 14-10 | Mar. 24 | Phoenix        | W 105-102      | 33-32 |
| Dec. 28 | @ Miami        | W 96-107       | 14-11 | Mar. 26 | New York       | L 95-105       | 33-33 |
| Dec. 30 | @ Orlando      | L 96-93        | 15-11 | Mar. 28 | Indiana        | W 92-90        | 34-33 |
| Jan. 2  | @ Cleveland    | L 91-106       | 15-12 | Mar. 30 | @ LA Clippers  | L 93-101       | 34-34 |
| Jan. 3  | @ Milwaukee    | L 101-109      | 15-13 | Mar. 31 | Minnesota      | L 113-126      | 34-35 |
| Jan. 5  | @ Chicago      | W 91-88        | 16-13 | Apr. 4  | Utah           | L 99-111       | 34-36 |
| Jan. 6  | @ Minnesota    | W 98-78        | 17-13 | Apr. 6  | @ Phoenix      | L 114-115      | 34-37 |
| Jan. 8  | Sacramento     | W 93-90        | 18-13 | Apr. 8  | @ Golden State | L 116-122      | 34-38 |
| Jan. 10 | Miami          | L 89-101       | 18-14 | Apr. 9  | Portland       | L 105-109      | 34-39 |
| Jan. 14 | @ LA Clippers  | L 102-105      | 18-15 | Apr. 11 | Seattle        | W 98-96        | 35-39 |
| Jan. 15 | Portland       | W 99-96        | 19-15 | Apr. 13 | @ Houston      | L 107-126      | 35-40 |
| Jan. 18 | Houston        | L 90-110       | 19-16 | Apr. 14 | @ Dallas       | W 112-99       | 36-40 |
| Jan. 20 | Seattle        | L 101-111      | 19-17 | Apr. 16 | Houston        | L 84-100       | 36-41 |
| Jan. 22 | @ Utah         | 94-98          | 19-18 | Apr. 18 | Golden State   | W 115-112      | 37-41 |
| Jan. 24 | @ Washington   | L 112-110 (OT) | 20-18 | Apr. 20 | @ Minnesota    | W 107-95       | 38-41 |
| Jan. 26 | @ New Jersey   | L 91-106       | 20-19 | Apr. 21 | @ Utah         | L 102-113      | 38-42 |
| Jan. 28 | @ Indiana      | L 110-127      | 20-20 | Apr. 23 | @ Seattle      | L 93-122       | 38-43 |
| Jan. 29 | @ Charlotte    | W 123-108      | 21-20 | Apr. 24 | Sacramento     | W 125-107      | 39-43 |



# 1993-94 LOS ANGELES LAKERS



## 33-49 - 5TH IN PACIFIC DIVISION

**Head Coach:** Randy Pfund, Bill Bertka, Earvin Johnson  
**Standing:** Antonio Harvey, Dan Schayes, Vlade Divac, Elden Campbell, James Edwards, Sam Bowie, Kurt Rambis  
**Seated:** Nick Van Exel, George Lynch, Anthony Peeler, Tony Smith, James Worthy, Sedale Threatt, Doug Christie, Reggie Jordan  
**Not pictured:** Trevor Wilson



### 1993-94 REGULAR SEASON STATISTICS / GAME-BY-GAME RESULTS

|          | G  | Min. | FGM | FGA  | Pct. | FTM | FTA | Pct. | REBOUNDS |      | PF  | Dq. | Stl. | TO | Blk. | SCORING |      |      |      |    |
|----------|----|------|-----|------|------|-----|-----|------|----------|------|-----|-----|------|----|------|---------|------|------|------|----|
|          |    |      |     |      |      |     |     |      | Off.     | Def. |     |     |      |    |      | Pts.    | Avg. |      |      |    |
| Divac    | 79 | 2685 | 453 | 895  | .506 | 208 | 303 | .686 | 282      | 569  | 851 | 307 | 288  | 5  | 32   | 191     | 1123 | 14.2 | 33   |    |
| Peeler   | 30 | 923  | 176 | 409  | .430 | 57  | 71  | .803 | 48       | 61   | 109 | 94  | 93   | 0  | 43   | 59      | 8    | 423  | 14.1 | 28 |
| Van Exel | 81 | 2700 | 413 | 1049 | .394 | 150 | 192 | .781 | 47       | 91   | 238 | 466 | 154  | 1  | 85   | 145     | 8    | 1099 | 13.6 | 31 |
| Campbell | 76 | 2253 | 373 | 808  | .462 | 188 | 273 | .689 | 167      | 352  | 519 | 86  | 241  | 2  | 64   | 98      | 146  | 934  | 12.3 | 29 |
| Threatt  | 81 | 2278 | 411 | 852  | .482 | 138 | 155 | .890 | 28       | 125  | 153 | 344 | 186  | 1  | 110  | 106     | 19   | 965  | 11.9 | 32 |
| Christie | 65 | 1515 | 244 | 562  | .434 | 145 | 208 | .697 | 93       | 142  | 235 | 136 | 186  | 2  | 89   | 140     | 28   | 672  | 10.3 | 33 |
| Worthy   | 80 | 1597 | 340 | 838  | .406 | 100 | 135 | .741 | 48       | 133  | 181 | 154 | 80   | 0  | 45   | 97      | 18   | 812  | 10.2 | 31 |
| Wilson*  | 5  | 126  | 19  | 39   | .487 | 13  | 25  | .520 | 12       | 16   | 28  | 12  | 17   | 0  | 5    | 6       | 1    | 51   | 10.2 | 16 |
| Lynch    | 71 | 1762 | 291 | 573  | .508 | 99  | 166 | .596 | 220      | 190  | 410 | 96  | 177  | 1  | 102  | 87      | 27   | 681  | 9.6  | 30 |
| Bowie    | 25 | 556  | 75  | 172  | .436 | 72  | 83  | .867 | 27       | 104  | 131 | 47  | 65   | 0  | 4    | 43      | 28   | 223  | 8.9  | 21 |
| Smith    | 73 | 1617 | 272 | 617  | .441 | 85  | 119 | .714 | 106      | 89   | 195 | 148 | 128  | 1  | 59   | 76      | 14   | 645  | 8.8  | 25 |
| Jordan   | 23 | 259  | 44  | 103  | .427 | 35  | 51  | .686 | 46       | 21   | 67  | 26  | 26   | 0  | 14   | 5       | 125  | 5.4  | 28   |    |
| Edwards  | 45 | 469  | 78  | 168  | .464 | 54  | 79  | .684 | 11       | 54   | 65  | 22  | 90   | 0  | 4    | 30      | 3    | 210  | 4.7  | 16 |
| Rambis   | 50 | 635  | 59  | 114  | .518 | 46  | 71  | .648 | 84       | 105  | 189 | 32  | 89   | 0  | 22   | 25      | 23   | 164  | 3.3  | 13 |
| Schayes† | 13 | 133  | 14  | 38   | .368 | 8   | 10  | .800 | 15       | 19   | 34  | 8   | 18   | 0  | 5    | 9       | 2    | 36   | 2.8  | 11 |
| Harvey   | 27 | 247  | 29  | 79   | .367 | 12  | 26  | .462 | 26       | 33   | 59  | 5   | 39   | 0  | 8    | 17      | 19   | 70   | 2.6  | 16 |

| DATE    | OPPONENT       | BOX SCORE       | W / L | DATE    | OPPONENT       | BOX SCORE      | W / L |
|---------|----------------|-----------------|-------|---------|----------------|----------------|-------|
| Nov. 5  | @ Phoenix      | W 116-108       | 1-0   | Feb. 3  | @ Houston      | L 88-99        | 14-28 |
| Nov. 6  | @ Seattle      | L 101-129       | 1-1   | Feb. 4  | @ Dallas       | W 95-87        | 15-28 |
| Nov. 9  | Portland       | L 102-109       | 1-2   | Feb. 6  | Utah           | W 107-90       | 16-28 |
| Nov. 10 | @ Sacramento   | L 101-112       | 1-3   | Feb. 8  | Phoenix        | W 107-104      | 17-28 |
| Nov. 12 | Denver         | L 84-113        | 1-4   | Feb. 9  | @ Utah         | W 103-96       | 18-28 |
| Nov. 14 | Cleveland      | W 107-100       | 2-4   | Feb. 10 | Sacramento     | L 84-103       | 18-29 |
| Nov. 16 | LA Clippers    | W 116-114 (2OT) | 3-4   | Feb. 15 | LA Clippers    | L 89-100       | 18-30 |
| Nov. 18 | @ Golden State | L 76-103        | 3-5   | Feb. 18 | @ Phoenix      | L 96-113       | 18-31 |
| Nov. 19 | Chicago        | L 86-88         | 3-6   | Feb. 20 | Philadelphia   | W 107-95       | 19-31 |
| Nov. 21 | @ New Jersey   | L 102-105       | 3-7   | Feb. 24 | @ Sacramento   | L 90-102       | 19-32 |
| Nov. 23 | @ Atlanta      | L 94-103        | 3-8   | Feb. 25 | San Antonio    | L 110-126      | 19-33 |
| Nov. 24 | @ Charlotte    | L 124-141       | 3-9   | Feb. 27 | Boston         | W 100-97       | 20-33 |
| Nov. 26 | @ Indiana      | W 102-100       | 4-9   | Mar. 2  | @ Chicago      | W 97-89        | 21-33 |
| Nov. 27 | @ Minnesota    | W 96-92         | 5-9   | Mar. 4  | @ Boston       | L 99-109       | 21-34 |
| Dec. 1  | Dallas         | W 124-91        | 6-9   | Mar. 5  | @ Washington   | L 118-124      | 21-35 |
| Dec. 4  | @ LA Clippers  | W 109-102       | 7-9   | Mar. 7  | @ Milwaukee    | W 106-84       | 22-35 |
| Dec. 5  | Minnesota      | L 99-101        | 7-10  | Mar. 10 | Dallas         | W 106-101      | 23-35 |
| Dec. 7  | New York       | L 78-92         | 7-11  | Mar. 13 | @ Minnesota    | W 90-88        | 24-35 |
| Dec. 10 | @ Portland     | L 99-117        | 7-12  | Mar. 14 | @ Utah         | L 101-102      | 24-36 |
| Dec. 12 | Golden State   | L 97-100        | 7-13  | Mar. 16 | Washington     | W 129-94       | 25-36 |
| Dec. 14 | @ Detroit      | W 99-93         | 8-13  | Mar. 18 | New Jersey     | L 90-102       | 25-37 |
| Dec. 16 | @ New York     | L 85-108        | 8-14  | Mar. 20 | Oriando        | W 97-91        | 26-37 |
| Dec. 17 | @ Philadelphia | L 94-105        | 8-15  | Mar. 21 | Miami          | W 84-81        | 27-37 |
| Dec. 19 | @ Cleveland    | L 92-122        | 8-16  | Mar. 23 | @ Dallas       | W 112-109      | 28-37 |
| Dec. 21 | @ Oriando      | W 109-102       | 9-16  | Mar. 24 | @ Houston      | L 107-113      | 28-38 |
| Dec. 23 | @ Miami        | L 92-109        | 9-17  | Mar. 27 | Milwaukee      | W 110-101      | 29-38 |
| Dec. 26 | Houston        | L 93-118        | 9-18  | Mar. 29 | Minnesota      | W 91-89        | 30-38 |
| Dec. 29 | Seattle        | L 92-99         | 9-19  | Mar. 31 | @ Seattle      | L 92-95        | 30-39 |
| Jan. 2  | @ San Antonio  | L 92-94         | 9-20  | Apr. 1  | Houston        | W 101-88       | 31-39 |
| Jan. 4  | @ Denver       | W 119-118       | 10-20 | Apr. 3  | Atlanta        | W 102-89       | 32-39 |
| Jan. 5  | @ Sacramento   | L 98-106        | 10-21 | Apr. 6  | Sacramento     | W 128-123 (OT) | 33-39 |
| Jan. 7  | LA Clippers    | W 111-108       | 11-21 | Apr. 8  | Denver         | W 99-112       | 33-40 |
| Jan. 9  | San Antonio    | L 89-95         | 11-22 | Apr. 9  | @ Portland     | L 104-112      | 33-41 |
| Jan. 11 | Golden State   | L 117-122       | 11-23 | Apr. 12 | Golden State   | L 117-126      | 33-42 |
| Jan. 14 | Charlotte      | L 122-130       | 11-24 | Apr. 13 | @ Phoenix      | L 86-117       | 33-43 |
| Jan. 18 | @ Seattle      | L 88-103        | 11-25 | Apr. 15 | Portland       | L 100-105      | 33-44 |
| Jan. 20 | Phoenix        | W 107-102       | 12-25 | Apr. 16 | @ LA Clippers  | L 103-108      | 33-45 |
| Jan. 21 | @ Portland     | L 93-111        | 12-26 | Apr. 19 | @ Denver       | L 98-105       | 33-46 |
| Jan. 26 | Indiana        | W 103-99        | 13-26 | Apr. 20 | Seattle        | L 90-112       | 33-47 |
| Jan. 28 | Detroit        | W 105-97        | 14-26 | Apr. 23 | @ Golden State | L 91-126       | 33-48 |
| Feb. 1  | @ San Antonio  | L 97-112        | 14-27 | Apr. 24 | Utah           | L 97-103       | 33-49 |

\* Finished season with another team. † Totals with Lakers only.





# 1994-95 LOS ANGELES LAKERS



## 48-34 - 3RD IN PACIFIC DIVISION

**Head Coach:** Del Harris  
**Standing:** Cedric Ceballos, Elden Campbell, Sam Bowie, Vlade Divac, Antonio Harvey, Anthony Miller, Kurt Rambis  
**Seated:** Eddie Jones, Tony Smith, Anthony Peeler,  
 Nick Van Exel, Sedale Threatt, Lloyd Daniels  
**Not pictured:** Lester Conner, Randolph Keys, George Lynch

### 1994-95 REGULAR SEASON STATISTICS / GAME-BY-GAME RESULTS

|          | G  | Min. | FGM | FGA  | Pct. | FTM | FTA | Pct.  | REBOUNDS |      |      |      | SCORING |     |      |     |      |      |      |    |
|----------|----|------|-----|------|------|-----|-----|-------|----------|------|------|------|---------|-----|------|-----|------|------|------|----|
|          |    |      |     |      |      |     |     |       | Off.     | Def. | Tot. | Ast. | Pf      | Dq. | Stl. | To  | Blk. | Pts. | Avg. | Hi |
| Ceballos | 58 | 2029 | 497 | 977  | .420 | 235 | 300 | .783  | 27       | 196  | 223  | 660  | 157     | 0   | 97   | 220 | 6    | 1348 | 16.9 | 40 |
| Van Exel | 80 | 2944 | 465 | 1107 | .420 | 235 | 300 | .783  | 27       | 196  | 223  | 660  | 157     | 0   | 97   | 220 | 6    | 1348 | 16.9 | 40 |
| Divac    | 80 | 2807 | 485 | 957  | .507 | 297 | 382 | .777  | 261      | 568  | 829  | 329  | 305     | 8   | 109  | 205 | 174  | 1277 | 16.0 | 30 |
| Jones    | 64 | 1981 | 342 | 744  | .460 | 122 | 169 | .722  | 79       | 170  | 249  | 128  | 175     | 1   | 131  | 75  | 41   | 897  | 14.0 | 31 |
| Campbell | 73 | 2076 | 360 | 785  | .459 | 193 | 290 | .666  | 168      | 277  | 445  | 92   | 246     | 4   | 69   | 98  | 132  | 913  | 12.5 | 32 |
| Peeler   | 73 | 1559 | 285 | 659  | .432 | 102 | 128 | .797  | 62       | 106  | 168  | 122  | 143     | 1   | 52   | 82  | 13   | 756  | 10.4 | 27 |
| Threatt  | 59 | 1384 | 217 | 437  | .497 | 88  | 111 | .793  | 21       | 103  | 124  | 248  | 139     | 1   | 54   | 70  | 12   | 558  | 9.5  | 38 |
| Daniels† | 25 | 541  | 71  | 182  | .390 | 20  | 25  | .800  | 27       | 29   | 56   | 36   | 40      | 0   | 20   | 23  | 10   | 185  | 7.4  | 22 |
| Lynch    | 56 | 953  | 138 | 295  | .468 | 62  | 86  | .721  | 75       | 109  | 184  | 62   | 86      | 0   | 51   | 73  | 10   | 341  | 6.1  | 21 |
| Smith    | 61 | 1024 | 132 | 309  | .427 | 44  | 63  | .698  | 43       | 64   | 107  | 102  | 111     | 0   | 46   | 50  | 7    | 340  | 5.6  | 19 |
| Bowie    | 67 | 1225 | 118 | 267  | .442 | 68  | 89  | .764  | 72       | 216  | 288  | 118  | 182     | 4   | 21   | 91  | 80   | 306  | 4.6  | 19 |
| Miller   | 46 | 527  | 70  | 132  | .530 | 47  | 76  | .618  | 67       | 85   | 152  | 35   | 7       | 20  | 38   | 7   | 189  | 4.1  | 18   |    |
| Keys     | 6  | 83   | 9   | 26   | .346 | 2   | 2   | 1.000 | 6        | 11   | 17   | 2    | 16      | 0   | 1    | 2   | 2    | 20   | 3.3  | 10 |
| Harvey   | 59 | 572  | 77  | 176  | .438 | 24  | 45  | .533  | 39       | 63   | 102  | 23   | 87      | 0   | 15   | 25  | 41   | 179  | 3.0  | 18 |
| Rambis   | 26 | 195  | 18  | 35   | .514 | 8   | 12  | .667  | 10       | 24   | 34   | 16   | 35      | 0   | 3    | 8   | 9    | 44   | 1.7  | 9  |
| Conner   | 2  | 5    | 0   | 0    | ---  | 2   | 2   | 1.000 | 0        | 0    | 0    | 0    | 3       | 0   | 1    | 0   | 0    | 2    | 1.0  | 2  |

| DATE    | OPPONENT        | BOX SCORE       | W / L | DATE    | OPPONENT        | BOX SCORE       | W / L |
|---------|-----------------|-----------------|-------|---------|-----------------|-----------------|-------|
| Nov. 4  | @ Detroit       | W 115-98        | 1-0   | Feb. 3  | Denver          | L 74-88         | 26-16 |
| Nov. 5  | @ Milwaukee     | L 96-97         | 1-1   | Feb. 4  | @ L.A. Clippers | W 121-118       | 27-16 |
| Nov. 8  | @ New York      | L 113-117       | 1-2   | Feb. 7  | @ Denver        | W 85-83         | 28-16 |
| Nov. 9  | @ Minnesota     | W 122-99        | 2-2   | Feb. 8  | San Antonio     | W 115-99        | 29-16 |
| Nov. 11 | Denver          | L 117-124 (OT)  | 2-3   | Feb. 15 | Seattle         | W 102-96        | 30-16 |
| Nov. 12 | @ Golden State  | L 99-121        | 2-4   | Feb. 16 | @ Sacramento    | L 82-98         | 30-17 |
| Nov. 15 | @ L.A. Clippers | W 102-92        | 3-4   | Feb. 19 | Portland        | W 93-83         | 31-17 |
| Nov. 16 | New York        | L 89-110        | 3-5   | Feb. 20 | @ Seattle       | W 108-105       | 32-17 |
| Nov. 18 | Cleveland       | W 82-80         | 4-5   | Feb. 22 | Philadelphia    | W 112-100       | 33-17 |
| Nov. 23 | Dallas          | W 118-106       | 5-5   | Feb. 24 | Charlotte       | W 95-93 (OT)    | 34-17 |
| Nov. 25 | @ Atlanta       | W 92-87         | 6-5   | Feb. 25 | @ L.A. Clippers | L 81-83         | 34-18 |
| Nov. 26 | @ Washington    | W 112-96        | 7-5   | Feb. 27 | Utah            | L 95-101        | 34-19 |
| Nov. 29 | @ New Jersey    | W 129-120 (2OT) | 8-5   | Mar. 1  | Phoenix         | L 93-101        | 34-20 |
| Nov. 30 | @ Cleveland     | L 79-117        | 8-6   | Mar. 3  | Sacramento      | W 109-104 (2OT) | 35-20 |
| Dec. 2  | Houston         | W 107-89        | 9-6   | Mar. 5  | Minnesota       | W 105-102       | 36-20 |
| Dec. 6  | Golden State    | W 113-101       | 10-6  | Mar. 7  | @ Miami         | L 104-110       | 36-21 |
| Dec. 9  | L.A. Clippers   | L 84-109        | 10-7  | Mar. 8  | L               | L 110-114       | 36-22 |
| Dec. 10 | @ Utah          | W 120-113       | 11-7  | Mar. 10 | @ Minnesota     | L 103-109       | 36-23 |
| Dec. 13 | @ Dallas        | W 115-108       | 12-7  | Mar. 11 | @ Chicago       | W 108-105       | 37-23 |
| Dec. 15 | @ Houston       | W 97-94         | 13-7  | Mar. 13 | Indiana         | W 93-91         | 38-23 |
| Dec. 17 | @ San Antonio   | L 102-116       | 13-8  | Mar. 15 | @ Golden State  | L 108-119       | 38-24 |
| Dec. 20 | Minnesota       | W 108-95        | 14-8  | Mar. 17 | Boston          | L 92-118        | 38-25 |
| Dec. 23 | Sacramento      | W 100-89        | 15-8  | Mar. 19 | Sacramento      | W 121-116       | 39-25 |
| Dec. 27 | @ Golden State  | L 105-129       | 15-9  | Mar. 22 | Portland        | W 121-114       | 40-25 |
| Dec. 29 | Seattle         | W 96-95         | 16-9  | Mar. 24 | Washington      | W 113-103       | 41-25 |
| Dec. 30 | @ Phoenix       | W 127-112       | 17-9  | Mar. 26 | Houston         | W 107-96        | 42-25 |
| Jan. 3  | Detroit         | W 105-96        | 18-9  | Mar. 28 | @ Houston       | W 106-96        | 43-25 |
| Jan. 6  | Milwaukee       | W 106-98        | 19-9  | Mar. 29 | @ San Antonio   | L 84-107        | 43-26 |
| Jan. 8  | Miami           | W 122-105       | 20-9  | Mar. 31 | Atlanta         | W 121-107       | 44-26 |
| Jan. 9  | @ Portland      | L 83-129        | 20-10 | Apr. 2  | Orlando         | W 119-112       | 45-26 |
| Jan. 11 | Phoenix         | L 108-118       | 20-11 | Apr. 4  | @ Denver        | W 104-101       | 46-26 |
| Jan. 13 | Golden State    | W 115-104       | 21-11 | Apr. 5  | @ Dallas        | L 111-130       | 46-27 |
| Jan. 16 | L.A. Clippers   | W 96-88         | 22-11 | Apr. 7  | Utah            | W 113-90        | 47-27 |
| Jan. 18 | @ Indiana       | L 105-106       | 22-12 | Apr. 9  | San Antonio     | L 87-101        | 47-28 |
| Jan. 20 | @ Boston        | W 120-118       | 23-12 | Apr. 11 | @ Utah          | L 93-100        | 47-29 |
| Jan. 21 | @ Philadelphia  | L 113-117 (OT)  | 23-13 | Apr. 12 | @ Sacramento    | L 99-109        | 47-30 |
| Jan. 23 | @ Charlotte     | W 108-102       | 24-13 | Apr. 15 | @ Phoenix       | L 114-119       | 47-31 |
| Jan. 25 | New Jersey      | W 120-116 (OT)  | 25-13 | Apr. 16 | Dallas          | W 125-111       | 48-31 |
| Jan. 28 | @ Seattle       | W 128-121 (OT)  | 26-13 | Apr. 18 | Seattle         | L 97-113        | 48-32 |
| Jan. 31 | Chicago         | L 115-119       | 26-14 | Apr. 20 | @ Portland      | L 97-111        | 48-33 |
| Feb. 1  | @ Phoenix       | L 109-118       | 26-15 | Apr. 22 | Portland        | L 104-109       | 48-34 |



# 1995-96 LOS ANGELES LAKERS



## 53-29 - 2ND IN PACIFIC DIVISION

**Head Coach:** Del Harris  
**Standing:** Fred Roberts, Earvin Johnson, Elden Campbell, Vlade Divac, Corie Blount, Anthony Miller, Derek Strong  
**Seated:** George Lynch, Eddie Jones, Anthony Peeler, Nick Van Exel, Frankie King, Sedale Threatt, Cedric Ceballos



### 1995-96 REGULAR SEASON STATISTICS / GAME-BY-GAME RESULTS

|          | G  | Min. | FGM | FGA  | Pct. | FTM | FTA | Pct. | REBOUNDS |      | PF  | Dq. | Stl. | TO | Bk. | SCORING |      |      |      |    |
|----------|----|------|-----|------|------|-----|-----|------|----------|------|-----|-----|------|----|-----|---------|------|------|------|----|
|          |    |      |     |      |      |     |     |      | Off.     | Def. |     |     |      |    |     | Tot.    | Ast. | Pts. | Avg. |    |
| Ceballos | 78 | 2628 | 638 | 1203 | .530 | 329 | 409 | .804 | 215      | 321  | 536 | 119 | 144  | 0  | 94  | 167     | 22   | 1656 | 21.2 | 38 |
| Van Exel | 74 | 2513 | 396 | 950  | .417 | 183 | 204 | .799 | 29       | 152  | 181 | 509 | 115  | 0  | 70  | 156     | 10   | 1039 | 14.9 | 30 |
| Johnson  | 32 | 958  | 137 | 294  | .466 | 172 | 201 | .856 | 40       | 143  | 183 | 220 | 48   | 0  | 26  | 103     | 13   | 468  | 14.6 | 30 |
| Campbell | 82 | 2699 | 447 | 888  | .503 | 249 | 349 | .713 | 162      | 461  | 623 | 181 | 300  | 4  | 88  | 137     | 212  | 1143 | 13.9 | 29 |
| Divac    | 79 | 2470 | 414 | 807  | .513 | 189 | 295 | .641 | 198      | 481  | 679 | 261 | 274  | 5  | 76  | 199     | 131  | 1020 | 12.9 | 29 |
| Jones    | 70 | 2184 | 337 | 685  | .492 | 136 | 184 | .739 | 45       | 188  | 233 | 246 | 162  | 0  | 129 | 99      | 45   | 893  | 12.8 | 27 |
| Peeler   | 73 | 1608 | 272 | 602  | .452 | 61  | 86  | .709 | 45       | 92   | 137 | 118 | 139  | 0  | 59  | 56      | 10   | 710  | 9.7  | 25 |
| Threatt  | 82 | 1687 | 241 | 526  | .458 | 54  | 71  | .761 | 20       | 75   | 95  | 269 | 178  | 0  | 68  | 74      | 11   | 596  | 7.3  | 27 |
| Lynch    | 76 | 1012 | 117 | 272  | .430 | 53  | 80  | .663 | 82       | 127  | 209 | 51  | 106  | 0  | 47  | 40      | 10   | 291  | 3.8  | 14 |
| Roberts  | 33 | 317  | 48  | 97   | .495 | 22  | 28  | .786 | 18       | 29   | 47  | 26  | 24   | 0  | 16  | 24      | 4    | 122  | 3.7  | 19 |
| Strong   | 63 | 746  | 72  | 169  | .426 | 69  | 85  | .812 | 60       | 118  | 178 | 32  | 80   | 1  | 18  | 20      | 12   | 214  | 3.4  | 16 |
| Blount   | 57 | 715  | 79  | 167  | .473 | 25  | 44  | .568 | 69       | 101  | 170 | 42  | 109  | 2  | 25  | 47      | 35   | 183  | 3.2  | 11 |
| Miller   | 27 | 123  | 15  | 35   | .429 | 6   | 10  | .600 | 11       | 14   | 25  | 4   | 19   | 0  | 4   | 8       | 1    | 36   | 1.3  | 6  |
| King     | 6  | 20   | 3   | 11   | .273 | 1   | 3   | .333 | 1        | 1    | 2   | 2   | 4    | 0  | 2   | 0       | 7    | 12   | 2.0  | 3  |

| DATE    | OPPONENT        | BOX SCORE | W / L | DATE    | OPPONENT        | BOX SCORE | W / L |
|---------|-----------------|-----------|-------|---------|-----------------|-----------|-------|
| Nov. 3  | Denver          | W 98-96   | 1-0   | Jan. 27 | @ New Jersey    | W 100-98  | 24-18 |
| Nov. 4  | @ Seattle       | L 89-103  | 1-1   | Jan. 30 | Golden State    | W 128-118 | 25-18 |
| Nov. 7  | @ Minnesota     | L 92-93   | 1-2   | Feb. 2  | Chicago         | L 84-99   | 25-19 |
| Nov. 8  | @ Utah          | L 98-108  | 1-3   | Feb. 4  | Utah            | W 110-103 | 26-19 |
| Nov. 10 | Seattle         | W 100-97  | 2-3   | Feb. 6  | @ Denver        | W 99-78   | 27-19 |
| Nov. 11 | @ Golden State  | L 105-123 | 2-4   | Feb. 7  | New Jersey      | W 106-96  | 28-19 |
| Nov. 14 | @ Sacramento    | W 106-100 | 3-4   | Feb. 14 | Atlanta         | W 87-86   | 29-19 |
| Nov. 15 | Dallas          | W 114-97  | 4-4   | Feb. 16 | Dallas          | W 119-114 | 30-19 |
| Nov. 17 | @ Vancouver     | W 114-91  | 5-4   | Feb. 20 | L.A. Clippers   | W 121-104 | 31-19 |
| Nov. 19 | L.A. Clippers   | W 109-88  | 6-4   | Feb. 21 | @ L.A. Clippers | W 112-108 | 32-19 |
| Nov. 21 | Portland        | L 108-109 | 6-5   | Feb. 23 | @ Dallas        | W 114-88  | 33-19 |
| Nov. 24 | Sacramento      | L 98-99   | 6-6   | Feb. 24 | @ Houston       | L 94-96   | 33-20 |
| Nov. 25 | @ Phoenix       | L 113-114 | 6-7   | Feb. 26 | New York        | W 114-96  | 34-20 |
| Nov. 29 | Phoenix         | W 107-96  | 7-7   | Feb. 28 | @ Vancouver     | W 99-80   | 35-20 |
| Dec. 1  | Vancouver       | W 113-100 | 8-7   | Mar. 1  | Washington      | W 100-95  | 36-20 |
| Dec. 3  | Indiana         | W 104-96  | 9-7   | Mar. 3  | Houston         | L 107-111 | 36-21 |
| Dec. 5  | @ San Antonio   | L 87-117  | 9-8   | Mar. 7  | @ Sacramento    | W 102-89  | 37-21 |
| Dec. 6  | @ Houston       | L 99-112  | 9-9   | Mar. 8  | @ Phoenix       | W 119-97  | 38-21 |
| Dec. 8  | Toronto         | W 102-103 | 10-9  | Mar. 12 | Portland        | L 99-105  | 38-22 |
| Dec. 10 | Detroit         | W 87-82   | 11-9  | Mar. 14 | @ Golden State  | W 106-103 | 39-22 |
| Dec. 12 | @ New York      | L 82-97   | 11-10 | Mar. 15 | Milwaukee       | W 117-95  | 40-22 |
| Dec. 13 | @ Detroit       | W 101-98  | 12-10 | Mar. 17 | Orlando         | L 97-98   | 40-23 |
| Dec. 15 | @ Washington    | W 114-122 | 12-11 | Mar. 19 | Seattle         | L 94-71   | 41-23 |
| Dec. 16 | @ Chicago       | L 88-108  | 12-12 | Mar. 21 | @ Seattle       | L 93-104  | 41-24 |
| Dec. 19 | @ Milwaukee     | W 109-105 | 13-12 | Mar. 24 | Charlotte       | L 94-103  | 41-25 |
| Dec. 20 | @ Indiana       | L 98-109  | 13-13 | Mar. 26 | @ Orlando       | W 113-91  | 42-25 |
| Dec. 22 | Sacramento      | W 116-83  | 14-13 | Mar. 27 | @ Miami         | W 106-95  | 43-25 |
| Dec. 23 | @ Portland      | W 102-99  | 15-13 | Mar. 29 | @ Atlanta       | W 102-89  | 44-25 |
| Dec. 26 | Boston          | W 102-91  | 16-13 | Mar. 31 | @ Toronto       | W 111-106 | 45-25 |
| Dec. 28 | San Antonio     | L 99-107  | 16-14 | Apr. 2  | @ Charlotte     | L 97-102  | 45-26 |
| Dec. 30 | @ Utah          | L 82-99   | 16-15 | Apr. 3  | @ Cleveland     | L 89-105  | 45-27 |
| Jan. 2  | Philadelphia    | L 89-90   | 16-16 | Apr. 5  | Vancouver       | W 104-94  | 46-27 |
| Jan. 5  | Utah            | W 116-100 | 17-16 | Apr. 7  | San Antonio     | L 107-97  | 47-27 |
| Jan. 7  | Denver          | L 93-96   | 17-17 | Apr. 9  | @ Denver        | L 91-98   | 47-28 |
| Jan. 9  | Minnesota       | W 106-104 | 18-17 | Apr. 10 | @ Minnesota     | W 111-90  | 48-28 |
| Jan. 12 | Houston         | W 101-100 | 19-17 | Apr. 12 | Golden State    | W 94-81   | 49-28 |
| Jan. 15 | Miami           | W 96-88   | 20-17 | Apr. 14 | Phoenix         | W 118-114 | 50-28 |
| Jan. 19 | @ L.A. Clippers | W 106-100 | 21-17 | Apr. 16 | @ Dallas        | W 113-95  | 51-28 |
| Jan. 20 | Cleveland       | L 82-93   | 21-18 | Apr. 18 | @ San Antonio   | L 100-103 | 51-29 |
| Jan. 24 | @ Boston        | W 124-107 | 22-18 | Apr. 20 | Minnesota       | W 106-82  | 52-29 |
| Jan. 26 | @ Philadelphia  | W 100-88  | 23-18 | Apr. 21 | @ Portland      | W 92-88   | 53-29 |







# 1996-97 LOS ANGELES LAKERS



## 56-26 - 2ND IN PACIFIC DIVISION

**Head Coach:** Del Harris  
**Standing:** Jerome Kersey, Trevor Wilson, Corie Blount, Elden Campbell, Shaquille O'Neal, Travis Knight, Sean Rooks, Cedric Ceballos, Eddie Jones  
**Seated:** Kobe Bryant, Rumeal Robinson, Nick Van Exel, Derek Fisher, Byron Scott  
**Not pictured:** Robert Horry, Joe Kleine, Larry Krystowski, George McCloud

### 1996-97 REGULAR SEASON STATISTICS / GAME-BY-GAME RESULTS

|            | G  | Min. | FGM | FGA  | Pct. | FTM | FTA | Pct.  | REBOUNDS |      |      |      | SCORING |     |      |     |     |      |      |    |
|------------|----|------|-----|------|------|-----|-----|-------|----------|------|------|------|---------|-----|------|-----|-----|------|------|----|
|            |    |      |     |      |      |     |     |       | Off.     | Def. | Tot. | Ast. | PF      | Dq. | Stl. | TO  | Bk. | Pts. | Avg. | Hl |
| O'Neal     | 51 | 1941 | 552 | 991  | .557 | 232 | 479 | .484  | 195      | 445  | 640  | 159  | 180     | 2   | 46   | 146 | 147 | 1336 | 26.2 | 42 |
| Jones      | 80 | 2998 | 473 | 1081 | .438 | 276 | 337 | .819  | 90       | 236  | 326  | 270  | 226     | 3   | 189  | 169 | 49  | 1374 | 17.2 | 34 |
| Van Exel   | 79 | 2937 | 432 | 1075 | .402 | 165 | 200 | .825  | 44       | 182  | 226  | 672  | 110     | 0   | 75   | 212 | 10  | 1206 | 15.3 | 37 |
| Campbell   | 77 | 2516 | 442 | 942  | .469 | 263 | 370 | .711  | 207      | 408  | 615  | 126  | 276     | 6   | 46   | 130 | 117 | 1148 | 14.9 | 40 |
| Ceballos*  | 8  | 279  | 34  | 83   | .410 | 13  | 15  | .867  | 11       | 42   | 53   | 15   | 19      | 0   | 5    | 17  | 6   | 86   | 10.8 | 22 |
| Horry†     | 22 | 676  | 75  | 165  | .455 | 28  | 40  | .700  | 28       | 90   | 118  | 56   | 72      | 1   | 38   | 26  | 29  | 203  | 9.2  | 15 |
| Bryant     | 71 | 1103 | 176 | 422  | .417 | 136 | 166 | .819  | 47       | 85   | 132  | 91   | 102     | 0   | 49   | 112 | 23  | 539  | 7.6  | 24 |
| Kersey     | 70 | 1766 | 194 | 449  | .432 | 71  | 118 | .602  | 112      | 251  | 363  | 89   | 219     | 0   | 119  | 74  | 49  | 476  | 6.8  | 16 |
| Scott      | 79 | 1440 | 163 | 379  | .430 | 127 | 151 | .841  | 21       | 97   | 118  | 99   | 72      | 0   | 46   | 53  | 16  | 526  | 6.7  | 19 |
| Knight     | 71 | 1156 | 140 | 275  | .509 | 62  | 100 | .620  | 130      | 189  | 319  | 39   | 170     | 2   | 31   | 49  | 58  | 342  | 4.8  | 19 |
| Blount     | 58 | 1009 | 92  | 179  | .514 | 56  | 83  | .675  | 113      | 163  | 276  | 35   | 121     | 2   | 22   | 50  | 26  | 241  | 4.2  | 17 |
| McCloud†   | 23 | 286  | 34  | 96   | .354 | 6   | 9   | .667  | 7        | 29   | 36   | 17   | 20      | 0   | 9    | 9   | 0   | 95   | 4.1  | 16 |
| Fisher     | 80 | 3211 | 104 | 262  | .397 | 79  | 120 | .658  | 25       | 72   | 97   | 119  | 87      | 0   | 41   | 71  | 5   | 309  | 3.9  | 21 |
| Rooks      | 69 | 735  | 87  | 185  | .470 | 91  | 130 | .700  | 56       | 107  | 163  | 42   | 123     | 1   | 17   | 51  | 38  | 265  | 3.8  | 20 |
| Robinson*  | 15 | 126  | 17  | 48   | .354 | 5   | 8   | .625  | 5        | 8    | 10   | 13   | 12      | 0   | 5    | 11  | 2   | 45   | 3.0  | 10 |
| Krystowski | 3  | 11   | 1   | 2    | .500 | 1   | 2   | .500  | 2        | 3    | 5    | 3    | 3       | 0   | 2    | 1   | 0   | 3    | 1.0  | 3  |
| Kleine*    | 8  | 30   | 2   | 8    | .250 | 2   | 2   | 1.000 | 2        | 7    | 9    | 0    | 6       | 0   | 0    | 0   | 0   | 6    | 0.8  | 2  |

| DATE    | OPPONENT       | BOX SCORE      | W / L | DATE    | OPPONENT        | BOX SCORE      | W / L |
|---------|----------------|----------------|-------|---------|-----------------|----------------|-------|
| Nov. 1  | Phoenix        | W 96-82        | 1-0   | Jan. 24 | Golden State    | W 114-97       | 30-12 |
| Nov. 3  | Minnesota      | W 91-85        | 2-0   | Jan. 26 | @ Seattle       | W 104-103      | 31-12 |
| Nov. 5  | @ New York     | W 98-92        | 3-0   | Jan. 28 | @ Dallas        | W 102-83       | 32-12 |
| Nov. 6  | @ Charlotte    | L 78-88        | 3-1   | Jan. 29 | @ San Antonio   | W 99-92        | 33-12 |
| Nov. 8  | @ Toronto      | L 92-93        | 3-2   | Feb. 2  | Washington      | W 129-99       | 34-12 |
| Nov. 10 | Atlanta        | W 92-85        | 4-2   | Feb. 4  | @ L.A. Clippers | L 86-108       | 34-13 |
| Nov. 12 | @ Houston      | W 126-115 (OT) | 5-2   | Feb. 5  | Chicago         | W 106-90       | 35-13 |
| Nov. 13 | @ San Antonio  | L 83-95        | 5-3   | Feb. 12 | @ Minnesota     | W 103-84       | 36-13 |
| Nov. 15 | L.A. Clippers  | W 107-100      | 6-3   | Feb. 13 | @ Denver        | W 132-117      | 37-13 |
| Nov. 17 | @ Phoenix      | W 102-88       | 7-3   | Feb. 16 | Seattle         | L 91-102       | 37-14 |
| Nov. 19 | @ Golden State | W 112-109      | 8-3   | Feb. 19 | Cleveland       | L 84-103       | 37-15 |
| Nov. 20 | Utah           | L 97-113       | 8-4   | Feb. 21 | Vancouver       | W 99-91        | 38-15 |
| Nov. 22 | San Antonio    | W 96-86        | 9-4   | Feb. 23 | New York        | L 121-127 (OT) | 38-16 |
| Nov. 24 | Houston        | L 85-90        | 9-5   | Feb. 25 | @ Houston       | L 96-100       | 38-17 |
| Nov. 26 | @ Philadelphia | W 100-88       | 10-5  | Feb. 27 | @ Washington    | W 122-107      | 39-17 |
| Nov. 27 | @ Boston       | L 94-110       | 10-6  | Feb. 28 | @ Atlanta       | L 75-86        | 39-18 |
| Nov. 29 | @ Detroit      | W 84-76        | 11-6  | Mar. 2  | @ Indiana       | L 85-101       | 39-19 |
| Dec. 1  | Denver         | W 104-96       | 12-6  | Mar. 4  | @ Dallas        | W 102-92       | 40-19 |
| Dec. 3  | Seattle        | W 110-106      | 13-6  | Mar. 7  | Houston         | L 90-111       | 40-20 |
| Dec. 4  | @ Utah         | L 75-101       | 13-7  | Mar. 9  | New Jersey      | W 115-105      | 41-20 |
| Dec. 6  | Orlando        | W 92-81        | 14-7  | Mar. 12 | Golden State    | W 109-101      | 42-20 |
| Dec. 8  | Minnesota      | W 110-86       | 15-7  | Mar. 14 | L.A. Clippers   | W 95-97        | 42-21 |
| Dec. 10 | @ Sacramento   | W 92-90        | 16-7  | Mar. 16 | Toronto         | W 98-90 (OT)   | 43-21 |
| Dec. 11 | Indiana        | W 79-76        | 17-7  | Mar. 17 | @ Denver        | W 113-94       | 44-21 |
| Dec. 13 | Portland       | W 120-119 (OT) | 18-7  | Mar. 20 | @ Cleveland     | W 89-76        | 45-21 |
| Dec. 17 | @ Chicago      | L 123-129 (OT) | 18-8  | Mar. 21 | @ Miami         | W 97-98        | 45-22 |
| Dec. 18 | @ Milwaukee    | W 111-105      | 19-8  | Mar. 23 | @ Orlando       | L 84-110       | 45-23 |
| Dec. 21 | @ Minnesota    | L 88-103       | 19-9  | Mar. 24 | @ New Jersey    | W 109-84       | 46-23 |
| Dec. 25 | @ Phoenix      | W 108-87       | 20-9  | Mar. 26 | Milwaukee       | W 106-84       | 47-23 |
| Dec. 27 | Boston         | W 109-102      | 21-9  | Mar. 27 | @ Vancouver     | W 102-98 (OT)  | 48-23 |
| Dec. 29 | Philadelphia   | W 115-102      | 22-9  | Apr. 1  | @ Seattle       | W 99-97        | 49-23 |
| Jan. 2  | @ Sacramento   | W 90-83        | 23-9  | Apr. 2  | Denver          | W 110-85       | 50-23 |
| Jan. 3  | Sacramento     | W 100-93       | 24-9  | Apr. 4  | San Antonio     | L 83-94        | 50-24 |
| Jan. 5  | @ Vancouver    | W 95-82        | 25-9  | Apr. 6  | Dallas          | W 87-80        | 51-24 |
| Jan. 6  | @ Portland     | L 84-88        | 25-10 | Apr. 8  | @ Golden State  | W 105-85       | 52-24 |
| Jan. 8  | Charlotte      | W 101-97       | 26-10 | Apr. 9  | @ Utah          | L 89-101       | 52-25 |
| Jan. 10 | Miami          | W 94-85        | 27-10 | Apr. 11 | Phoenix         | W 114-98       | 53-25 |
| Jan. 14 | Vancouver      | W 91-81        | 28-10 | Apr. 13 | Utah            | W 100-98       | 54-25 |
| Jan. 16 | Portland       | L 98-102       | 28-11 | Apr. 17 | Sacramento      | W 108-99       | 55-25 |
| Jan. 18 | Detroit        | L 97-100 (2OT) | 28-12 | Apr. 18 | @ L.A. Clippers | W 123-95       | 56-25 |
| Jan. 20 | Dallas         | W 109-99       | 29-12 | Apr. 20 | @ Portland      | L 96-100       | 56-26 |



# 1997-98 LOS ANGELES LAKERS



## 61-21 - 2ND IN PACIFIC

### DIVISION

**Head Coach:** Del Harris  
**Standing:** Robert Horry, Corie Blount,  
 Shaquille O'Neal, Sean Rooks,  
 Elden Campbell, Mario Bennett  
**Seated:** Nick Van Exel, Eddie Jones, Kobe Bryant,  
 Rick Fox, Jon Barry, Shea Seals,  
 Derek Fisher



### 1997-98 REGULAR SEASON STATISTICS / GAME-BY-GAME RESULTS

|          | G  | Min. | FGM | FGA  | Pct. | FTM | FTA | Pct. | REBOUNDS |      |      | PF  | Dq. | Stl. | TO  | Blk. | SCORING |      |      |    |
|----------|----|------|-----|------|------|-----|-----|------|----------|------|------|-----|-----|------|-----|------|---------|------|------|----|
|          |    |      |     |      |      |     |     |      | Off.     | Def. | Tot. |     |     |      |     |      | Pts.    | Avg. | Hi   |    |
| O'Neal   | 60 | 2175 | 670 | 1147 | .584 | 359 | 681 | .527 | 208      | 473  | 681  | 142 | 193 | 1    | 39  | 175  | 144     | 1699 | 28.3 | 50 |
| Jones    | 80 | 2910 | 486 | 1005 | .484 | 234 | 306 | .765 | 85       | 217  | 302  | 246 | 164 | 0    | 160 | 148  | 55      | 1349 | 16.9 | 35 |
| Bryant   | 79 | 2056 | 391 | 913  | .428 | 363 | 457 | .794 | 79       | 163  | 242  | 199 | 180 | 1    | 74  | 157  | 40      | 1220 | 15.4 | 33 |
| Van Exel | 64 | 2053 | 311 | 743  | .419 | 136 | 172 | .791 | 31       | 163  | 194  | 442 | 120 | 0    | 64  | 104  | 6       | 881  | 13.8 | 35 |
| Fox      | 82 | 2709 | 363 | 771  | .471 | 171 | 230 | .743 | 78       | 280  | 358  | 276 | 309 | 4    | 100 | 201  | 48      | 983  | 12.0 | 31 |
| Campbell | 81 | 1784 | 289 | 624  | .463 | 237 | 342 | .693 | 143      | 312  | 455  | 78  | 209 | 1    | 35  | 115  | 102     | 816  | 10.1 | 25 |
| Horry    | 72 | 2192 | 200 | 420  | .476 | 117 | 169 | .692 | 186      | 356  | 542  | 163 | 238 | 5    | 112 | 99   | 94      | 536  | 7.4  | 23 |
| Fisher   | 82 | 1760 | 164 | 378  | .434 | 115 | 152 | .757 | 38       | 155  | 193  | 333 | 126 | 1    | 75  | 119  | 5       | 474  | 5.8  | 21 |
| Bennett  | 45 | 354  | 80  | 135  | .593 | 16  | 44  | .364 | 60       | 66   | 126  | 18  | 61  | 0    | 19  | 21   | 11      | 177  | 3.9  | 21 |
| Blount   | 70 | 1029 | 107 | 187  | .572 | 39  | 78  | .500 | 114      | 184  | 298  | 37  | 157 | 2    | 29  | 51   | 25      | 253  | 3.6  | 12 |
| Rooks    | 41 | 425  | 46  | 101  | .455 | 47  | 79  | .595 | 46       | 72   | 118  | 24  | 68  | 0    | 2   | 19   | 23      | 139  | 3.4  | 15 |
| Barry    | 49 | 374  | 38  | 104  | .365 | 27  | 29  | .931 | 8        | 29   | 37   | 51  | 33  | 0    | 24  | 22   | 3       | 121  | 2.5  | 13 |
| Seals    | 4  | 9    | 1   | 8    | .125 | 2   | 4   | .500 | 3        | 1    | 4    | 0   | 1   | 0    | 1   | 0    | 0       | 4    | 1.0  | 2  |

| DATE    | OPPONENT        | BOX SCORE      | W / L | DATE    | OPPONENT        | BOX SCORE      | W / L |
|---------|-----------------|----------------|-------|---------|-----------------|----------------|-------|
| Oct. 31 | @ Utah          | W 104-87       | 1-0   | Jan. 28 | New Jersey      | L 95-106       | 31-11 |
| Nov. 4  | @ Sacramento    | W 101-98       | 2-0   | Jan. 30 | Minnesota       | W 121-114      | 32-11 |
| Nov. 7  | New York        | W 99-94        | 3-0   | Feb. 1  | Chicago         | W 112-87       | 33-11 |
| Nov. 9  | Golden State    | W 132-97       | 4-0   | Feb. 4  | Portland        | W 122-115      | 34-11 |
| Nov. 11 | @ Dallas        | W 118-96       | 5-0   | Feb. 10 | @ Portland      | L 105-117      | 34-12 |
| Nov. 13 | @ San Antonio   | W 109-100      | 6-0   | Feb. 11 | Golden State    | W 105-99       | 35-12 |
| Nov. 14 | @ Houston       | W 113-103      | 7-0   | Feb. 13 | Seattle         | L 108-113 (OT) | 35-13 |
| Nov. 16 | Vancouver       | W 121-95       | 8-0   | Feb. 15 | Houston         | L 88-90        | 35-14 |
| Nov. 18 | @ Utah          | W 97-92        | 9-0   | Feb. 18 | @ Phoenix       | L 103-110      | 35-15 |
| Nov. 19 | Minnesota       | W 118-93       | 10-0  | Feb. 19 | Denver          | W 131-92       | 36-15 |
| Nov. 23 | L.A. Clippers   | W 119-102      | 11-0  | Feb. 22 | @ Orlando       | L 94-96        | 36-16 |
| Nov. 25 | @ Miami         | L 86-103       | 11-1  | Feb. 24 | @ Milwaukee     | W 98-81        | 37-16 |
| Nov. 26 | @ Boston        | W 118-103      | 12-1  | Feb. 25 | @ Indiana       | W 96-89        | 38-16 |
| Nov. 28 | @ Philadelphia  | L 95-105       | 12-2  | Feb. 27 | @ Minnesota     | W 104-91       | 39-16 |
| Nov. 30 | Toronto         | W 105-99       | 13-2  | Mar. 1  | @ New York      | L 89-101       | 39-17 |
| Dec. 3  | @ Denver        | W 107-89       | 14-2  | Mar. 2  | @ Washington    | L 86-96        | 39-18 |
| Dec. 5  | San Antonio     | W 98-88        | 15-2  | Mar. 4  | Indiana         | W 104-95       | 40-18 |
| Dec. 7  | Cleveland       | L 84-94        | 15-3  | Mar. 6  | San Antonio     | W 91-84        | 41-18 |
| Dec. 8  | @ Portland      | L 99-105       | 15-4  | Mar. 8  | Detroit         | W 96-89        | 42-18 |
| Dec. 10 | @ Golden State  | L 92-93        | 15-5  | Mar. 11 | Portland        | W 121-107      | 43-18 |
| Dec. 12 | Houston         | W 119-102      | 16-5  | Mar. 12 | @ L.A. Clippers | W 108-85       | 44-18 |
| Dec. 14 | Dallas          | W 118-89       | 17-5  | Mar. 15 | Vancouver       | W 119-110      | 45-18 |
| Dec. 16 | @ Minnesota     | W 108-96       | 18-5  | Mar. 16 | @ Seattle       | L 89-101       | 45-19 |
| Dec. 17 | @ Chicago       | L 83-104       | 18-6  | Mar. 18 | Phoenix         | W 99-93        | 46-19 |
| Dec. 19 | @ Atlanta       | W 98-96        | 19-6  | Mar. 20 | Seattle         | W 93-80        | 47-19 |
| Dec. 20 | @ Charlotte     | W 109-100      | 20-6  | Mar. 22 | @ Sacramento    | W 96-93        | 48-19 |
| Dec. 22 | @ Houston       | W 94-83        | 21-6  | Mar. 23 | @ Denver        | W 107-86       | 49-19 |
| Dec. 26 | L.A. Clippers   | W 118-114 (OT) | 22-6  | Mar. 25 | Sacramento      | W 114-91       | 50-19 |
| Dec. 28 | Boston          | L 102-108      | 22-7  | Mar. 28 | @ Utah          | L 91-106       | 50-20 |
| Dec. 30 | Sacramento      | W 93-80        | 23-7  | Mar. 29 | Washington      | W 116-89       | 51-20 |
| Jan. 2  | Atlanta         | W 116-106      | 24-7  | Mar. 31 | @ Toronto       | W 114-105      | 52-20 |
| Jan. 4  | Philadelphia    | W 107-113      | 24-8  | Apr. 2  | @ New Jersey    | W 117-106      | 53-20 |
| Jan. 6  | @ Vancouver     | W 100-87       | 25-8  | Apr. 3  | @ Cleveland     | W 105-93       | 54-20 |
| Jan. 7  | Milwaukee       | W 114-102      | 26-8  | Apr. 5  | @ Detroit       | W 105-103 (OT) | 55-20 |
| Jan. 9  | @ L.A. Clippers | W 125-115      | 27-8  | Apr. 8  | Vancouver       | W 113-102      | 56-20 |
| Jan. 11 | Charlotte       | L 93-98        | 27-9  | Apr. 10 | Phoenix         | L 105-114      | 56-21 |
| Jan. 14 | Denver          | L 132-114      | 28-9  | Apr. 11 | @ Golden State  | L 96-84        | 57-21 |
| Jan. 17 | Miami           | W 108-99       | 29-9  | Apr. 13 | @ San Antonio   | W 99-75        | 58-21 |
| Jan. 19 | Orlando         | W 92-89        | 30-9  | Apr. 14 | @ Dallas        | W 111-95       | 59-21 |
| Jan. 21 | @ Phoenix       | W 119-109      | 31-9  | Apr. 17 | Dallas          | W 124-95       | 60-21 |
| Jan. 24 | @ Seattle       | L 95-101       | 31-10 | Apr. 19 | Utah            | W 102-98       | 61-21 |





# 1998-99 LOS ANGELES LAKERS



## 31-19 - 2ND IN PACIFIC DIVISION

**Head Coach:** Del Harris, Bill Bertka, Kurt Rambis  
**Standing:** J.R. Reid, Sean Rooks, Shaquille O'Neal, Travis Knight, Robert Horry, Glen Rice  
**Seated:** Tyronn Lue, Derek Harper, Ruben Patterson, Rick Fox, Kobe Bryant, Sam Jacobson, Derek Fisher  
**Not pictured:** Corie Blount, Elden Campbell, Eddie Jones, Dennis Rodman

### 1998-99 REGULAR SEASON STATISTICS / GAME-BY-GAME RESULTS

|           | G  | Min. | FGM | FGA | Pct. | FTM | FTA | Pct.  | REBOUNDS |      |      | PF  | Dq. | Stl. | TO | Blk. | SCORING |      | Hi   |    |
|-----------|----|------|-----|-----|------|-----|-----|-------|----------|------|------|-----|-----|------|----|------|---------|------|------|----|
|           |    |      |     |     |      |     |     |       | Off.     | Def. | Tot. |     |     |      |    |      | Pts.    | Avg. |      |    |
| O'Neal    | 49 | 1705 | 510 | 895 | .576 | 269 | 498 | .540  | 187      | 338  | 525  | 114 | 155 | 4    | 36 | 122  | 82      | 1289 | 26.3 | 38 |
| Bryant    | 50 | 1896 | 362 | 779 | .465 | 245 | 292 | .839  | 53       | 211  | 264  | 190 | 153 | 3    | 72 | 157  | 50      | 996  | 19.9 | 38 |
| Rice      | 27 | 985  | 171 | 396 | .432 | 77  | 90  | .856  | 9        | 90   | 99   | 71  | 67  | 1    | 17 | 45   | 6       | 472  | 17.5 | 40 |
| Jones*    | 20 | 724  | 96  | 227 | .423 | 59  | 80  | .738  | 20       | 56   | 76   | 61  | 42  | 0    | 35 | 21   | 24      | 271  | 13.6 | 21 |
| Fox       | 44 | 944  | 148 | 330 | .448 | 66  | 89  | .742  | 26       | 63   | 89   | 89  | 114 | 1    | 28 | 56   | 10      | 394  | 9.0  | 24 |
| Campbell* | 17 | 325  | 44  | 101 | .436 | 38  | 62  | .613  | 38       | 58   | 96   | 8   | 51  | 2    | 1  | 52   | 4       | 126  | 7.4  | 24 |
| Harper    | 45 | 1120 | 120 | 291 | .412 | 26  | 32  | .813  | 13       | 54   | 67   | 187 | 66  | 0    | 44 | 52   | 4       | 309  | 6.9  | 20 |
| Fisher    | 50 | 1131 | 99  | 263 | .376 | 60  | 79  | .759  | 21       | 70   | 91   | 197 | 95  | 0    | 61 | 77   | 1       | 296  | 5.9  | 20 |
| Reid†     | 25 | 473  | 44  | 108 | .407 | 38  | 53  | .717  | 24       | 75   | 99   | 23  | 72  | 1    | 15 | 23   | 0       | 126  | 5.0  | 15 |
| Lue       | 15 | 188  | 28  | 65  | .431 | 12  | 21  | .571  | 2        | 4    | 6    | 25  | 28  | 0    | 5  | 11   | 0       | 75   | 5.0  | 15 |
| Horry     | 38 | 744  | 67  | 146 | .459 | 34  | 46  | .739  | 56       | 96   | 152  | 56  | 103 | 2    | 36 | 49   | 39      | 188  | 4.9  | 22 |
| Knight    | 37 | 525  | 67  | 130 | .515 | 22  | 29  | .759  | 34       | 94   | 128  | 31  | 108 | 2    | 21 | 35   | 27      | 156  | 4.2  | 15 |
| Jacobson  | 2  | 12   | 3   | 5   | .600 | 2   | 2   | 1.000 | 0        | 3    | 3    | 0   | 2   | 0    | 1  | 0    | 8       | 4.0  | 6    |    |
| Rooks     | 36 | 315  | 32  | 79  | .405 | 34  | 48  | .703  | 33       | 39   | 72   | 9   | 61  | 0    | 2  | 21   | 9       | 98   | 2.7  | 11 |
| Patterson | 24 | 144  | 21  | 51  | .412 | 22  | 31  | .710  | 17       | 13   | 30   | 2   | 16  | 0    | 5  | 12   | 3       | 65   | 2.7  | 11 |
| Blount*   | 14 | 162  | 13  | 33  | .394 | 6   | 12  | .500  | 24       | 22   | 46   | 2   | 27  | 0    | 1  | 6    | 4       | 32   | 2.3  | 7  |
| Rodman    | 23 | 657  | 16  | 46  | .348 | 17  | 39  | .436  | 62       | 196  | 258  | 30  | 71  | 0    | 10 | 31   | 12      | 49   | 2.1  | 7  |

| DATE    | OPPONENT        | BOX SCORE      | W / L | DATE    | OPPONENT       | BOX SCORE      | W / L |
|---------|-----------------|----------------|-------|---------|----------------|----------------|-------|
| Feb. 5  | Houston         | W 99-91        | 1-0   | Apr. 19 | Vancouver      | W 117-102      | 26-16 |
| Feb. 7  | Utah            | L 91-100       | 1-1   | Apr. 20 | @ Golden State | W 106-102 (OT) | 27-16 |
| Feb. 8  | @ San Antonio   | W 80-75        | 2-1   | Apr. 21 | @ Portland     | L 82-88        | 27-17 |
| Feb. 10 | @ Denver        | W 103-98       | 3-1   | Apr. 24 | @ San Antonio  | L 81-108       | 27-18 |
| Feb. 11 | @ Minnesota     | L 75-86        | 3-2   | Apr. 26 | @ Houston      | L 80-102       | 27-19 |
| Feb. 14 | Indiana         | L 99-101       | 3-3   | Apr. 29 | Portland       | W 108-89       | 28-19 |
| Feb. 16 | Charlotte       | W 116-88       | 4-3   | May 2   | @ Seattle      | W 91-84        | 29-19 |
| Feb. 17 | Dallas          | W 101-88       | 5-3   | May 3   | Dallas         | W 115-102      | 30-19 |
| Feb. 19 | San Antonio     | W 106-94       | 6-3   | May 5   | Portland       | W 119-91       | 31-19 |
| Feb. 21 | @ Seattle       | L 89-92        | 6-4   |         |                |                |       |
| Feb. 22 | @ Denver        | L 113-117 (OT) | 6-5   |         |                |                |       |
| Feb. 23 | @ Vancouver     | L 83-93        | 6-6   |         |                |                |       |
| Feb. 25 | @ L.A. Clippers | W 115-100      | 7-6   |         |                |                |       |
| Feb. 26 | L.A. Clippers   | W 99-83        | 8-6   |         |                |                |       |
| Feb. 28 | Houston         | W 106-90       | 9-6   |         |                |                |       |
| Mar. 1  | @ Phoenix       | W 97-91        | 10-6  |         |                |                |       |
| Mar. 3  | Phoenix         | W 101-95       | 11-6  |         |                |                |       |
| Mar. 5  | Seattle         | W 103-100      | 12-6  |         |                |                |       |
| Mar. 7  | @ Utah          | W 97-89        | 13-6  |         |                |                |       |
| Mar. 9  | @ L.A. Clippers | W 103-99       | 14-6  |         |                |                |       |
| Mar. 10 | L.A. Clippers   | W 94-75        | 15-6  |         |                |                |       |
| Mar. 12 | Golden State    | W 89-78        | 16-6  |         |                |                |       |
| Mar. 14 | @ Sacramento    | L 101-105      | 16-7  |         |                |                |       |
| Mar. 16 | @ Minnesota     | W 107-101      | 17-7  |         |                |                |       |
| Mar. 18 | @ Cleveland     | L 93-100       | 17-8  |         |                |                |       |
| Mar. 19 | @ Philadelphia  | L 90-105       | 17-9  |         |                |                |       |
| Mar. 21 | @ Orlando       | W 115-104      | 18-9  |         |                |                |       |
| Mar. 22 | @ Dallas        | W 96-93        | 19-9  |         |                |                |       |
| Mar. 24 | Phoenix         | L 101-106      | 19-10 |         |                |                |       |
| Mar. 26 | Sacramento      | L 109-111      | 19-11 |         |                |                |       |
| Mar. 28 | New York        | W 99-91        | 20-11 |         |                |                |       |
| Mar. 29 | Vancouver       | W 116-98       | 21-11 |         |                |                |       |
| Apr. 2  | @ Phoenix       | W 91-90        | 22-11 |         |                |                |       |
| Apr. 3  | Golden State    | L 76-81        | 22-12 |         |                |                |       |
| Apr. 5  | Denver          | W 117-104      | 23-12 |         |                |                |       |
| Apr. 6  | Utah            | L 93-106       | 23-13 |         |                |                |       |
| Apr. 7  | @ Sacramento    | W 104-89       | 24-13 |         |                |                |       |
| Apr. 9  | Minnesota       | W 96-89        | 25-13 |         |                |                |       |
| Apr. 11 | Seattle         | L 109-113      | 25-14 |         |                |                |       |
| Apr. 13 | @ Portland      | L 86-113       | 25-15 |         |                |                |       |
| Apr. 17 | @ Utah          | L 93-109       | 25-16 |         |                |                |       |



# 1999-00 LOS ANGELES LAKERS



## 67-15 - 1ST IN PACIFIC DIVISION

**Head Coach:** Phil Jackson  
**Standing:** Tyronn Lue, Deveane George, Ron Harper, Rick Fox, Kobe Bryant, Brian Shaw, John Celestand, Derek Fisher  
**Seated:** Glen Rice, Robert Horry, Shaquille O'Neal, Travis Knight, John Salley, A.C. Green  
**Not pictured:** Sam Jacobson

*NBA Champions*



### 1999-00 REGULAR SEASON STATISTICS / GAME-BY-GAME RESULTS

|           | G  | Min. | FGM | FGA  | Pct. | FTM | FTA | Pct. | REBOUNDS |      |      |      |     | SCORING |      |     |     |      |      |    |
|-----------|----|------|-----|------|------|-----|-----|------|----------|------|------|------|-----|---------|------|-----|-----|------|------|----|
|           |    |      |     |      |      |     |     |      | Off.     | Def. | Tot. | Ast. | PF  | Dq.     | Stl. | TO  | Bk. | Pts. | Avg. | Hi |
| O'Neal    | 79 | 3163 | 956 | 1665 | .574 | 432 | 824 | .524 | 336      | 742  | 1078 | 299  | 255 | 2       | 36   | 223 | 239 | 2344 | 29.7 | 61 |
| Bryant    | 66 | 2524 | 554 | 1183 | .468 | 331 | 403 | .821 | 108      | 308  | 416  | 323  | 220 | 4       | 106  | 182 | 62  | 1485 | 22.5 | 40 |
| Rice      | 80 | 2530 | 421 | 980  | .430 | 346 | 396 | .874 | 56       | 271  | 327  | 176  | 179 | 0       | 47   | 114 | 12  | 1272 | 15.9 | 29 |
| Harper    | 80 | 2042 | 212 | 531  | .399 | 100 | 147 | .680 | 96       | 241  | 337  | 270  | 164 | 0       | 85   | 132 | 39  | 557  | 7.0  | 18 |
| Fox       | 82 | 1473 | 206 | 498  | .414 | 63  | 78  | .808 | 63       | 135  | 198  | 138  | 203 | 1       | 52   | 87  | 26  | 534  | 6.5  | 20 |
| Fisher    | 78 | 1803 | 167 | 483  | .346 | 105 | 145 | .724 | 22       | 121  | 143  | 216  | 150 | 1       | 80   | 75  | 3   | 491  | 6.3  | 20 |
| Lue       | 8  | 146  | 19  | 39   | .487 | 6   | 8   | .750 | 2        | 10   | 12   | 17   | 17  | 0       | 3    | 9   | 0   | 48   | 6.0  | 13 |
| Horry     | 76 | 1685 | 159 | 363  | .438 | 89  | 113 | .788 | 133      | 228  | 361  | 118  | 189 | 0       | 84   | 73  | 80  | 436  | 5.7  | 20 |
| Green     | 82 | 1929 | 173 | 387  | .447 | 66  | 95  | .695 | 160      | 326  | 486  | 80   | 127 | 0       | 53   | 53  | 18  | 413  | 5.0  | 14 |
| Shaw      | 74 | 1249 | 123 | 322  | .382 | 41  | 54  | .759 | 45       | 171  | 216  | 201  | 105 | 0       | 35   | 75  | 14  | 305  | 4.1  | 14 |
| Jacobson* | 3  | 18   | 5   | 9    | .556 | 0   | 2   | .000 | 0        | 1    | 1    | 2    | 1   | 0       | 1    | 2   | 0   | 10   | 3.3  | 6  |
| George    | 49 | 345  | 56  | 144  | .389 | 27  | 41  | .659 | 29       | 46   | 75   | 12   | 54  | 0       | 10   | 21  | 4   | 155  | 3.2  | 14 |
| Celestand | 16 | 195  | 15  | 45   | .333 | 5   | 6   | .833 | 1        | 10   | 11   | 20   | 22  | 0       | 7    | 16  | 0   | 37   | 2.3  | 8  |
| Knight    | 63 | 410  | 46  | 118  | .390 | 17  | 28  | .607 | 46       | 83   | 129  | 23   | 88  | 1       | 6    | 28  | 23  | 109  | 1.7  | 9  |
| Salley    | 45 | 303  | 25  | 69   | .362 | 21  | 28  | .750 | 20       | 45   | 65   | 26   | 67  | 1       | 8    | 18  | 14  | 71   | 1.6  | 8  |

| DATE    | OPPONENT        | BOX SCORE | W / L | DATE    | OPPONENT        | BOX SCORE       | W / L |
|---------|-----------------|-----------|-------|---------|-----------------|-----------------|-------|
| Nov. 2  | @ Utah          | W 91-84   | 1-0   | Jan. 24 | @ Utah          | L 101-105 (2OT) | 33-9  |
| Nov. 3  | Vancouver       | W 103-88  | 2-0   | Jan. 28 | Milwaukee       | W 117-89        | 34-9  |
| Nov. 6  | @ Portland      | L 82-97   | 2-1   | Jan. 30 | @ Houston       | L 83-89         | 34-10 |
| Nov. 7  | Dallas          | W 105-97  | 3-1   | Feb. 1  | @ San Antonio   | L 81-105        | 34-11 |
| Nov. 9  | @ Dallas        | W 123-101 | 4-1   | Feb. 4  | Utah            | W 113-67        | 35-11 |
| Nov. 10 | @ Houston       | W 89-88   | 5-1   | Feb. 7  | Denver          | W 106-98        | 36-11 |
| Nov. 12 | Houston         | L 81-97   | 5-2   | Feb. 9  | Minnesota       | W 114-81        | 37-11 |
| Nov. 14 | Atlanta         | W 93-88   | 6-2   | Feb. 15 | @ Chicago       | W 88-76         | 38-11 |
| Nov. 15 | @ Phoenix       | W 91-82   | 7-2   | Feb. 16 | @ Charlotte     | W 92-85         | 39-11 |
| Nov. 18 | @ Denver        | L 82-93   | 7-3   | Feb. 18 | @ Orlando       | W 107-99 (OT)   | 40-11 |
| Nov. 19 | Chicago         | W 103-95  | 8-3   | Feb. 20 | @ Philadelphia  | W 87-84         | 41-11 |
| Nov. 21 | Toronto         | L 102-111 | 8-4   | Feb. 22 | @ New Jersey    | W 97-89         | 42-11 |
| Nov. 24 | Utah            | W 90-82   | 9-4   | Feb. 23 | @ Cleveland     | W 116-98        | 43-11 |
| Nov. 26 | New Jersey      | W 103-80  | 10-4  | Feb. 25 | Boston          | W 109-96        | 44-11 |
| Nov. 30 | @ Seattle       | W 101-77  | 11-4  | Feb. 27 | Houston         | W 101-85        | 45-11 |
| Dec. 1  | Golden State    | W 93-75   | 12-4  | Feb. 29 | @ Portland      | W 90-87         | 46-11 |
| Dec. 3  | Portland        | W 93-80   | 13-4  | Mar. 1  | Vancouver       | W 103-91        | 47-11 |
| Dec. 5  | Orlando         | W 117-100 | 14-4  | Mar. 3  | Indiana         | W 107-92        | 48-11 |
| Dec. 7  | Washington      | W 91-80   | 15-4  | Mar. 5  | Miami           | W 93-80         | 49-11 |
| Dec. 8  | @ Sacramento    | L 91-103  | 15-5  | Mar. 6  | @ L.A. Clippers | W 123-103       | 50-11 |
| Dec. 11 | @ Vancouver     | W 106-94  | 16-5  | Mar. 9  | @ Golden State  | W 109-92        | 51-11 |
| Dec. 12 | Detroit         | W 101-93  | 17-5  | Mar. 12 | Sacramento      | W 109-106       | 52-11 |
| Dec. 14 | @ L.A. Clippers | W 95-88   | 18-5  | Mar. 13 | @ Denver        | W 118-108       | 53-11 |
| Dec. 16 | @ Atlanta       | W 95-88   | 19-5  | Mar. 16 | @ Washington    | L 102-109       | 53-12 |
| Dec. 17 | @ Minnesota     | W 97-88   | 20-5  | Mar. 17 | @ Detroit       | W 110-82        | 54-12 |
| Dec. 19 | @ Toronto       | W 94-88   | 21-5  | Mar. 19 | @ New York      | W 92-85         | 55-12 |
| Dec. 20 | @ Boston        | W 99-90   | 22-5  | Mar. 20 | @ Miami         | W 100-89        | 56-12 |
| Dec. 25 | San Antonio     | W 99-93   | 23-5  | Mar. 22 | Golden State    | W 119-96        | 57-12 |
| Dec. 27 | Dallas          | W 108-106 | 24-5  | Mar. 24 | Phoenix         | W 109-101       | 58-12 |
| Dec. 29 | Phoenix         | W 103-87  | 25-5  | Mar. 26 | @ Sacramento    | W 90-89         | 59-12 |
| Jan. 4  | @ L.A. Clippers | W 122-98  | 26-5  | Mar. 29 | @ Vancouver     | W 108-99        | 60-12 |
| Jan. 5  | L.A. Clippers   | W 118-101 | 27-5  | Mar. 31 | Philadelphia    | W 100-88        | 61-12 |
| Jan. 7  | Charlotte       | W 87-83   | 28-5  | Apr. 2  | New York        | W 106-82        | 62-12 |
| Jan. 8  | @ Seattle       | W 110-100 | 29-5  | Apr. 4  | @ Phoenix       | W 84-83         | 63-12 |
| Jan. 10 | Denver          | W 130-95  | 30-5  | Apr. 5  | @ Golden State  | W 111-104       | 64-12 |
| Jan. 12 | @ Milwaukee     | W 103-94  | 31-5  | Apr. 8  | San Antonio     | L 80-98         | 64-13 |
| Jan. 14 | @ Indiana       | L 102-111 | 31-6  | Apr. 10 | Seattle         | L 106-103 (OT)  | 65-13 |
| Jan. 15 | @ Minnesota     | W 104-91  | 32-6  | Apr. 14 | Sacramento      | W 121-114       | 66-13 |
| Jan. 17 | Seattle         | L 81-82   | 32-7  | Apr. 16 | Minnesota       | W 101-95        | 67-13 |
| Jan. 19 | Cleveland       | W 95-86   | 33-7  | Apr. 18 | @ Dallas        | L 102-112       | 67-14 |
| Jan. 22 | Portland        | L 91-95   | 33-8  | Apr. 19 | @ San Antonio   | L 98-103 (OT)   | 67-15 |

\* Finished season with another team.



## 2000-01 LOS ANGELES LAKERS



### 56-26 - 1ST IN PACIFIC DIVISION

**Head Coach:** Phil Jackson  
**Starting:** Tyrone Lue, Mike Penberthy, Ron Harper, Rick Fox, Kobe Bryant, Brian Shaw, J.R. Rider, Derek Fisher  
**Seated:** Devean George, Stanislav Medvedenko, Greg Foster, Shaquille O'Neal, Horace Grant, Robert Horry, Mark Madsen

*NBA Champions*

### 2000-01 REGULAR SEASON STATISTICS / GAME-BY-GAME RESULTS

|            | G  | Min. | FGM | FGA  | Pct. | FTM | FTA | Pct. | REBOUNDS |      |      |      | SCORING |     |      |     |      |      |      |    |
|------------|----|------|-----|------|------|-----|-----|------|----------|------|------|------|---------|-----|------|-----|------|------|------|----|
|            |    |      |     |      |      |     |     |      | Off.     | Def. | Tot. | Ast. | PF      | Dq. | Stl. | TO  | Blk. | Pts. | Avg. | Hi |
| O'Neal     | 74 | 2924 | 813 | 1422 | .572 | 499 | 972 | .513 | 291      | 649  | 940  | 277  | 256     | 6   | 47   | 218 | 204  | 2125 | 28.7 | 41 |
| Bryant     | 68 | 2783 | 701 | 1510 | .464 | 475 | 557 | .853 | 104      | 235  | 399  | 338  | 222     | 3   | 114  | 220 | 43   | 1938 | 28.5 | 51 |
| Fisher     | 20 | 709  | 77  | 187  | .412 | 50  | 62  | .806 | 5        | 54   | 59   | 87   | 50      | 0   | 39   | 29  | 2    | 229  | 11.5 | 26 |
| Fox        | 82 | 2291 | 287 | 646  | .444 | 95  | 122 | .779 | 80       | 245  | 325  | 262  | 225     | 1   | 70   | 136 | 29   | 787  | 9.6  | 22 |
| Grant      | 77 | 2390 | 263 | 569  | .462 | 131 | 169 | .775 | 220      | 325  | 545  | 121  | 181     | 2   | 51   | 48  | 61   | 657  | 8.5  | 19 |
| Rider      | 67 | 1206 | 201 | 472  | .426 | 71  | 83  | .855 | 44       | 112  | 156  | 111  | 105     | 0   | 27   | 98  | 7    | 507  | 7.6  | 24 |
| Harper     | 47 | 1139 | 127 | 271  | .469 | 34  | 48  | .708 | 46       | 120  | 166  | 113  | 70      | 0   | 39   | 62  | 25   | 307  | 6.5  | 21 |
| Shaw       | 80 | 1833 | 164 | 411  | .399 | 51  | 64  | .797 | 48       | 256  | 304  | 258  | 159     | 1   | 49   | 97  | 27   | 421  | 5.3  | 22 |
| Horry      | 79 | 1587 | 147 | 380  | .387 | 59  | 83  | .711 | 93       | 203  | 296  | 128  | 210     | 3   | 54   | 79  | 54   | 407  | 5.2  | 20 |
| Penberthy  | 53 | 851  | 92  | 222  | .414 | 28  | 31  | .903 | 10       | 53   | 63   | 71   | 57      | 0   | 22   | 34  | 2    | 267  | 5.0  | 16 |
| Medvedenko | 7  | 39   | 12  | 25   | .480 | 7   | 12  | .583 | 1        | 8    | 9    | 2    | 9       | 0   | 1    | 3   | 1    | 32   | 4.6  | 10 |
| Lue        | 38 | 468  | 50  | 117  | .427 | 19  | 24  | .792 | 5        | 27   | 32   | 45   | 54      | 1   | 19   | 27  | 0    | 130  | 3.4  | 10 |
| George     | 59 | 593  | 64  | 207  | .309 | 39  | 55  | .709 | 35       | 75   | 110  | 19   | 87      | 1   | 15   | 34  | 15   | 182  | 3.1  | 10 |
| Foster     | 62 | 451  | 56  | 133  | .421 | 10  | 14  | .714 | 29       | 83   | 112  | 32   | 76      | 0   | 9    | 25  | 12   | 125  | 2.0  | 13 |
| Madsen     | 70 | 641  | 55  | 113  | .487 | 26  | 37  | .703 | 74       | 78   | 152  | 24   | 111     | 2   | 8    | 27  | 8    | 137  | 2.0  | 15 |

| DATE    | OPPONENT        | BOX SCORE      | W / L | DATE    | OPPONENT       | BOX SCORE      | W / L |
|---------|-----------------|----------------|-------|---------|----------------|----------------|-------|
| Oct. 30 | @ Portland      | W 96-86        | 1-0   | Jan. 28 | @ New York     | L 81-91        | 27-15 |
| Nov. 1  | Utah            | L 92-97        | 1-1   | Jan. 30 | @ Cleveland    | W 102-96       | 28-15 |
| Nov. 4  | @ Vancouver     | W 98-89        | 2-1   | Jan. 31 | @ Minnesota    | L 83-96        | 28-16 |
| Nov. 5  | L.A. Clippers   | W 108-103      | 3-1   | Feb. 2  | Charlotte      | W 93-87        | 29-16 |
| Nov. 7  | @ Houston       | L 74-84        | 3-2   | Feb. 4  | Sacramento     | W 100-94       | 30-16 |
| Nov. 8  | @ San Antonio   | L 81-91        | 3-3   | Feb. 7  | Phoenix        | W 85-83        | 31-16 |
| Nov. 12 | Houston         | W 105-99       | 4-3   | Feb. 13 | @ New Jersey   | W 113-110 (OT) | 32-16 |
| Nov. 14 | Denver          | W 119-103      | 5-3   | Feb. 14 | @ Philadelphia | L 97-112       | 32-17 |
| Nov. 16 | @ Sacramento    | W 112-110 (OT) | 6-3   | Feb. 16 | @ Charlotte    | W 99-94        | 33-17 |
| Nov. 18 | @ Denver        | L 86-87        | 6-4   | Feb. 18 | @ Indiana      | W 109-110      | 33-18 |
| Nov. 19 | Chicago         | W 104-96       | 7-4   | Feb. 20 | @ Dallas       | W 119-109      | 34-18 |
| Nov. 22 | Golden State    | W 111-91       | 8-4   | Feb. 21 | @ San Antonio  | W 101-99       | 35-18 |
| Nov. 24 | Minnesota       | W 115-108      | 9-4   | Feb. 23 | Atlanta        | W 113-106      | 36-18 |
| Nov. 27 | @ L.A. Clippers | W 98-83        | 10-4  | Feb. 25 | Orlando        | W 106-100      | 37-18 |
| Nov. 28 | Indiana         | W 124-107      | 11-4  | Feb. 28 | @ Denver       | L 101-107      | 37-19 |
| Nov. 30 | @ Seattle       | L 88-121       | 11-5  | Mar. 3  | @ Vancouver    | W 98-88        | 38-19 |
| Dec. 1  | San Antonio     | W 109-100      | 12-5  | Mar. 4  | Golden State   | W 110-95       | 39-19 |
| Dec. 3  | Dallas          | W 99-97        | 13-5  | Mar. 6  | @ Golden State | W 97-85        | 40-19 |
| Dec. 5  | Philadelphia    | W 96-85        | 14-5  | Mar. 7  | Toronto        | W 97-85        | 41-19 |
| Dec. 6  | @ Golden State  | L 122-125 (OT) | 14-6  | Mar. 9  | San Antonio    | L 89-93 (OT)   | 41-20 |
| Dec. 8  | Seattle         | L 95-103       | 14-7  | Mar. 11 | Seattle        | L 97-109 (OT)  | 41-21 |
| Dec. 10 | Detroit         | W 112-98       | 15-7  | Mar. 13 | Boston         | W 112-107      | 42-21 |
| Dec. 12 | Milwaukee       | L 105-109      | 15-8  | Mar. 15 | @ Detroit      | W 125-119 (OT) | 43-21 |
| Dec. 13 | @ Portland      | L 86-96        | 15-9  | Mar. 16 | @ Washington   | W 101-89       | 44-21 |
| Dec. 15 | Vancouver       | W 98-76        | 16-9  | Mar. 18 | @ Orlando      | W 95-90        | 45-21 |
| Dec. 17 | @ Toronto       | W 104-101 (OT) | 17-9  | Mar. 19 | @ Atlanta      | L 106-108      | 45-22 |
| Dec. 19 | @ Miami         | W 81-79        | 18-9  | Mar. 21 | @ Milwaukee    | L 100-107      | 45-23 |
| Dec. 21 | @ Houston       | W 99-94        | 19-9  | Mar. 23 | Washington     | W 104-91       | 46-23 |
| Dec. 22 | @ Dallas        | W 108-103      | 20-9  | Mar. 25 | @ Sacramento   | W 84-72        | 47-23 |
| Dec. 25 | Portland        | L 104-109      | 20-10 | Mar. 26 | @ Phoenix      | L 83-104       | 47-24 |
| Dec. 28 | @ Phoenix       | W 115-78       | 21-10 | Mar. 28 | Sacramento     | L 84-108       | 47-25 |
| Dec. 30 | @ L.A. Clippers | W 116-114 (OT) | 22-10 | Mar. 30 | Dallas         | W 98-89        | 48-25 |
| Jan. 3  | Utah            | W 82-71        | 23-10 | Apr. 1  | New York       | L 78-79        | 48-26 |
| Jan. 7  | L.A. Clippers   | L 95-118       | 23-11 | Apr. 3  | @ Utah         | W 96-88        | 49-26 |
| Jan. 12 | Cleveland       | W 101-98       | 24-11 | Apr. 5  | @ Chicago      | W 100-88       | 50-26 |
| Jan. 13 | @ Utah          | L 103-111      | 24-12 | Apr. 6  | @ Boston       | W 100-96       | 51-26 |
| Jan. 15 | Vancouver       | W 113-112 (OT) | 25-12 | Apr. 8  | @ Minnesota    | W 104-99       | 52-26 |
| Jan. 19 | Houston         | W 114-101      | 26-12 | Apr. 10 | Phoenix        | W 106-80       | 53-26 |
| Jan. 21 | Miami           | L 92-103       | 26-13 | Apr. 12 | Minnesota      | W 119-102      | 54-26 |
| Jan. 23 | @ Seattle       | L 80-91        | 26-14 | Apr. 15 | Portland       | W 105-100      | 55-26 |
| Jan. 26 | New Jersey      | W 113-101      | 27-14 | Apr. 17 | Denver         | W 108-91       | 56-26 |



# 2001-02 LOS ANGELES LAKERS



## 58-24 - 2ND IN PACIFIC DIVISION

**Head Coach:** Phil Jackson  
**Standing:** Lindsey Hunter, Brian Shaw, Rick Fox, Kobe Bryant, Mitch Richmond, Derek Fisher  
**Seated:** Devean George, Jelani McCoy, Stanislav Medvedenko, Shaquille O'Neal, Samaki Walker, Robert Horry, Mark Madsen  
**Not pictured:** Joe Crispin, Mike Penberthy



*NBA Champions*

### 2001-2002 REGULAR SEASON STATISTICS / GAME-BY-GAME RESULTS

|            | G  | Min. | FGM | FGA  | Pct. | FTM | FTA | Pct. | REBOUNDS |      |      |      |     | SCORING |      |     |     |      |      |    |
|------------|----|------|-----|------|------|-----|-----|------|----------|------|------|------|-----|---------|------|-----|-----|------|------|----|
|            |    |      |     |      |      |     |     |      | Off.     | Def. | Tot. | Ast. | PF  | Dq.     | Stl. | TO  | Bk. | Pts. | Avg. | HI |
| O'Neal     | 67 | 2422 | 712 | 1229 | .579 | 398 | 717 | .555 | 235      | 480  | 715  | 200  | 199 | 2       | 41   | 171 | 137 | 1822 | 27.2 | 46 |
| Bryant     | 80 | 3063 | 749 | 1597 | .469 | 488 | 589 | .829 | 112      | 329  | 441  | 438  | 228 | 1       | 118  | 223 | 35  | 2019 | 25.2 | 56 |
| Fisher     | 70 | 1974 | 274 | 666  | .411 | 94  | 111 | .847 | 15       | 31   | 146  | 181  | 121 | 0       | 66   | 62  | 9   | 786  | 11.2 | 28 |
| Fox        | 82 | 2289 | 255 | 605  | .421 | 70  | 85  | .824 | 90       | 299  | 389  | 283  | 244 | 2       | 67   | 132 | 21  | 645  | 7.9  | 18 |
| George     | 82 | 1759 | 215 | 523  | .411 | 85  | 126 | .675 | 78       | 225  | 303  | 111  | 190 | 3       | 71   | 66  | 42  | 581  | 7.1  | 17 |
| Horry      | 81 | 2140 | 183 | 460  | .398 | 108 | 138 | .783 | 130      | 349  | 479  | 232  | 208 | 1       | 77   | 88  | 89  | 550  | 6.8  | 23 |
| Walker     | 69 | 1655 | 187 | 365  | .512 | 86  | 129 | .667 | 129      | 352  | 481  | 64   | 170 | 1       | 28   | 53  | 88  | 460  | 6.7  | 18 |
| Hunter     | 82 | 1616 | 187 | 490  | .382 | 20  | 40  | .500 | 18       | 103  | 121  | 129  | 120 | 0       | 66   | 55  | 19  | 473  | 5.8  | 18 |
| Medvedenko | 71 | 729  | 145 | 304  | .477 | 41  | 62  | .661 | 85       | 73   | 158  | 43   | 119 | 0       | 29   | 42  | 11  | 331  | 4.7  | 18 |
| Richmond   | 64 | 709  | 100 | 247  | .405 | 42  | 44  | .955 | 14       | 80   | 94   | 57   | 61  | 0       | 18   | 40  | 6   | 260  | 4.1  | 13 |
| Shaw       | 58 | 631  | 61  | 173  | .353 | 18  | 26  | .692 | 19       | 93   | 112  | 89   | 43  | 0       | 25   | 32  | 3   | 169  | 2.9  | 16 |
| Madsen     | 59 | 650  | 66  | 146  | .452 | 35  | 54  | .648 | 89       | 73   | 162  | 44   | 104 | 0       | 16   | 22  | 13  | 167  | 2.8  | 10 |
| Crispin    | 6  | 27   | 3   | 12   | .250 | 4   | 5   | .800 | 0        | 1    | 2    | 2    | 0   | 1       | 1    | 0   | 10  | 1.7  | 5    |    |
| Penberthy  | 3  | 12   | 1   | 2    | .500 | 3   | 4   | .750 | 0        | 2    | 2    | 0    | 0   | 2       | 0    | 0   | 0   | 5    | 1.7  | 2  |
| McCoy      | 21 | 104  | 12  | 21   | .571 | 2   | 8   | .250 | 8        | 17   | 25   | 7    | 14  | 0       | 0    | 8   | 5   | 26   | 1.2  | 6  |

| DATE    | OPPONENT       | BOX SCORE      | W / L | DATE    | OPPONENT       | BOX SCORE       | W / L |
|---------|----------------|----------------|-------|---------|----------------|-----------------|-------|
| Oct. 30 | Portland       | W 98-87        | 1-0   | Jan. 29 | @ Atlanta      | W 127-93        | 30-12 |
| Nov. 1  | @ Utah         | W 105-101      | 2-0   | Jan. 30 | @ Orlando      | W 111-93        | 31-12 |
| Nov. 2  | Phoenix        | W 117-94       | 3-0   | Feb. 1  | @ Memphis      | W 100-85        | 32-12 |
| Nov. 4  | Utah           | W 100-96       | 4-0   | Feb. 3  | @ Dallas       | W 101-94        | 33-12 |
| Nov. 9  | Memphis        | W 110-86       | 5-0   | Feb. 6  | Chicago        | L 89-97         | 33-13 |
| Nov. 11 | Orlando        | W 108-95       | 6-0   | Feb. 12 | Washington     | W 103-94        | 34-13 |
| Nov. 15 | @ Houston      | W 98-97 (OT)   | 7-0   | Feb. 14 | @ Seattle      | W 92-87         | 35-13 |
| Nov. 16 | @ Phoenix      | L 83-95        | 7-1   | Feb. 15 | Atlanta        | L 90-93         | 35-14 |
| Nov. 18 | Sacramento     | W 93-85        | 8-1   | Feb. 17 | @ Portland     | L 105-111       | 35-15 |
| Nov. 20 | @ LA Clippers  | W 98-93        | 9-1   | Feb. 19 | Boston         | L 108-109       | 35-16 |
| Nov. 21 | @ Denver       | W 89-68        | 10-1  | Feb. 21 | @ Cleveland    | W 104-97        | 36-16 |
| Nov. 23 | Golden State   | W 106-90       | 11-1  | Feb. 22 | @ Charlotte    | W 96-94         | 37-16 |
| Nov. 25 | Denver         | W 105-98       | 12-1  | Feb. 24 | @ New York     | W 107-91        | 38-16 |
| Nov. 27 | Milwaukee      | W 104-85       | 13-1  | Feb. 26 | @ Milwaukee    | W 99-89         | 39-16 |
| Nov. 30 | @ Seattle      | W 107-92       | 14-1  | Feb. 27 | @ Minnesota    | L 101-112       | 39-17 |
| Dec. 1  | Minnesota      | W 102-76       | 15-1  | Mar. 1  | Indiana        | W 96-84         | 40-17 |
| Dec. 5  | Dallas         | W 98-94        | 16-1  | Mar. 3  | Houston        | W 95-79         | 41-17 |
| Dec. 7  | @ Sacramento   | L 91-97        | 16-2  | Mar. 5  | New Jersey     | W 101-92        | 42-17 |
| Dec. 11 | Seattle        | L 93-104       | 16-3  | Mar. 6  | @ Utah         | L 84-92         | 42-18 |
| Dec. 14 | LA Clippers    | W 110-80       | 17-3  | Mar. 10 | New York       | W 117-103       | 43-18 |
| Dec. 16 | Golden State   | W 101-85       | 18-3  | Mar. 12 | Charlotte      | W 107-66        | 44-18 |
| Dec. 20 | @ Houston      | W 107-101      | 19-3  | Mar. 14 | @ Golden State | W 110-102       | 45-18 |
| Dec. 21 | Memphis        | L 108-114      | 19-4  | Mar. 15 | LA Clippers    | W 98-92         | 46-18 |
| Dec. 25 | Philadelphia   | L 88-82        | 20-4  | Mar. 17 | Dallas         | W 105-103       | 47-18 |
| Dec. 26 | @ Golden State | L 90-101       | 20-5  | Mar. 19 | @ Dallas       | L 98-114        | 47-19 |
| Dec. 28 | Toronto        | L 86-89        | 20-6  | Mar. 20 | @ San Antonio  | L 90-108        | 47-20 |
| Dec. 30 | Houston        | W 114-90       | 21-6  | Mar. 22 | Detroit        | W 94-82         | 48-20 |
| Jan. 2  | @ Denver       | W 87-86        | 22-6  | Mar. 24 | @ Sacramento   | W 97-96         | 49-20 |
| Jan. 4  | Phoenix        | W 118-86       | 23-6  | Mar. 26 | Cleveland      | W 121-116       | 50-20 |
| Jan. 6  | @ Toronto      | W 109-89       | 24-6  | Mar. 27 | @ Phoenix      | L 106-118       | 51-21 |
| Jan. 8  | @ Detroit      | W 121-92       | 25-6  | Mar. 29 | Portland       | W 91-79         | 51-21 |
| Jan. 9  | @ Indiana      | W 109-90       | 26-6  | Mar. 31 | San Antonio    | W 96-95         | 52-21 |
| Jan. 11 | @ Minnesota    | L 102-120      | 26-7  | Apr. 2  | @ Washington   | W 113-93        | 53-21 |
| Jan. 12 | @ Chicago      | L 104-106 (OT) | 26-8  | Apr. 3  | @ New Jersey   | L 92-94         | 53-22 |
| Jan. 14 | Memphis        | W 120-81       | 27-8  | Apr. 5  | @ Boston       | L 81-99         | 53-23 |
| Jan. 16 | Miami          | W 96-102       | 27-9  | Apr. 7  | @ Miami        | W 96-88         | 54-23 |
| Jan. 19 | @ San Antonio  | L 98-81        | 28-9  | Apr. 9  | Utah           | W 112-82        | 55-23 |
| Jan. 22 | Denver         | L 91-107       | 28-10 | Apr. 11 | Minnesota      | W 96-83         | 56-23 |
| Jan. 23 | @ LA Clippers  | L 90-95        | 28-11 | Apr. 14 | @ Portland     | L 120-128 (2OT) | 56-24 |
| Jan. 25 | San Antonio    | W 94-91        | 29-11 | Apr. 15 | Seattle        | W 111-104       | 57-24 |
| Jan. 27 | @ Philadelphia | L 87-93        | 29-12 | Apr. 17 | Sacramento     | W 109-95        | 58-24 |

\* Finished season with another team.





## 2002-03 LOS ANGELES LAKERS



### 50-32 - 2ND IN PACIFIC DIVISION

**Head Coach:** Phil Jackson  
**Standing:** Jannero Pargo, Brian Shaw, Rick Fox, Kobe Bryant, Kareem Rush, Derek Fisher  
**Seated:** Devean George, Tracy Murray, Stanislav Medvedenko, Shaquille O'Neal, Samaki Walker, Robert Horry, Mark Madsen  
**Not pictured:** Soumaila Samake

### 2002-03 REGULAR SEASON STATISTICS / GAME-BY-GAME RESULTS

|            | G  | Min.  | FGM | FGA  | Pct. | FTM | FTA | Pct.  | REBOUNDS |      |      |      |     | SCORING |      |     |      |      |      |    |
|------------|----|-------|-----|------|------|-----|-----|-------|----------|------|------|------|-----|---------|------|-----|------|------|------|----|
|            |    |       |     |      |      |     |     |       | Off.     | Def. | Tot. | Ast. | PF  | Dq.     | Stl. | TO  | Blk. | Pts. | Avg. | Hi |
| Bryant     | 82 | 34.01 | 868 | 1924 | .451 | 601 | 713 | .843  | 106      | 458  | 564  | 481  | 218 | 0       | 181  | 288 | 67   | 2461 | 30.0 | 55 |
| O'Neal     | 67 | 25.35 | 695 | 1211 | .574 | 451 | 725 | 622   | 259      | 483  | 742  | 206  | 229 | 4       | 38   | 196 | 159  | 1841 | 27.5 | 48 |
| Fisher     | 82 | 28.29 | 339 | 775  | .437 | 100 | 125 | 800   | 40       | 199  | 239  | 298  | 195 | 4       | 93   | 94  | 15   | 863  | 10.5 | 24 |
| Fox        | 76 | 21.81 | 262 | 621  | .422 | 52  | 69  | 754   | 64       | 259  | 323  | 215  | 4   | 69      | 121  | 14  | 681  | 9.0  | 23   |    |
| George     | 71 | 16.13 | 180 | 461  | .390 | 83  | 105 | .790  | 91       | 195  | 286  | 92   | 180 | 2       | 56   | 65  | 38   | 492  | 6.9  | 25 |
| Horry      | 80 | 23.43 | 184 | 476  | .387 | 103 | 134 | .769  | 181      | 333  | 514  | 233  | 247 | 2       | 96   | 112 | 61   | 522  | 6.5  | 17 |
| Walker     | 67 | 12.43 | 115 | 274  | .420 | 66  | 101 | .653  | 115      | 253  | 368  | 64   | 143 | 4       | 20   | 56  | 55   | 296  | 4.4  | 14 |
| Medvedenko | 58 | 6.20  | 112 | 258  | .434 | 31  | 43  | .721  | 66       | 75   | 141  | 18   | 118 | 0       | 11   | 37  | 8    | 255  | 4.4  | 15 |
| Shaw       | 72 | 9.00  | 101 | 261  | .387 | 10  | 15  | .667  | 20       | 99   | 119  | 103  | 62  | 0       | 32   | 54  | 13   | 250  | 3.5  | 20 |
| Madsen     | 54 | 7.81  | 69  | 163  | .423 | 36  | 61  | .590  | 86       | 73   | 159  | 38   | 116 | 0       | 15   | 27  | 19   | 174  | 3.2  | 12 |
| Rush       | 76 | 8.72  | 96  | 244  | .393 | 16  | 23  | .696  | 26       | 68   | 94   | 68   | 71  | 0       | 10   | 63  | 11   | 227  | 3.0  | 11 |
| Pargo      | 34 | 34.2  | 37  | 93   | .398 | 4   | 4   | 1,000 | 9        | 28   | 37   | 39   | 45  | 0       | 13   | 23  | 2    | 85   | 2.5  | 18 |
| Murray     | 31 | 19.3  | 23  | 71   | .324 | 7   | 9   | .778  | 5        | 18   | 23   | 12   | 22  | 0       | 5    | 14  | 3    | 61   | 2.0  | 11 |
| Samake     | 13 | 7.7   | 10  | 24   | .417 | 2   | 2   | 1,000 | 10       | 18   | 23   | 4    | 13  | 0       | 2    | 5   | 22   | 1.7  | 10   |    |

| DATE    | OPPONENT       | BOX SCORE      | W / L | DATE    | OPPONENT       | BOX SCORE      | W / L |
|---------|----------------|----------------|-------|---------|----------------|----------------|-------|
| Oct. 29 | San Antonio    | L 82-87        | 0-1   | Jan. 24 | New Jersey     | L 83-89        | 19-23 |
| Oct. 30 | @ Portland     | L 90-102       | 0-2   | Jan. 29 | @ Phoenix      | W 99-90        | 20-23 |
| Nov. 1  | @ LA Clippers  | W 108-93       | 1-2   | Jan. 31 | @ Sacramento   | W 124-113      | 21-23 |
| Nov. 3  | Portland       | W 98-95 (OT)   | 2-2   | Feb. 1  | Utah           | W 99-87        | 22-23 |
| Nov. 5  | @ Cleveland    | L 70-89        | 2-3   | Feb. 4  | @ Indiana      | W 97-94        | 23-23 |
| Nov. 7  | @ Boston       | L 95-98 (OT)   | 2-4   | Feb. 6  | @ New York     | W 114-109      | 24-23 |
| Nov. 8  | @ Washington   | L 99-100       | 2-5   | Feb. 11 | Denver         | W 121-93       | 25-23 |
| Nov. 12 | Atlanta        | L 83-95        | 2-6   | Feb. 12 | @ Denver       | W 113-102      | 26-23 |
| Nov. 15 | Golden State   | W 96-89 (OT)   | 3-6   | Feb. 14 | San Antonio    | L 95-103       | 26-24 |
| Nov. 17 | Houston        | L 88-93        | 3-7   | Feb. 16 | New York       | L 110-117      | 26-25 |
| Nov. 19 | @ Dallas       | L 72-98        | 3-8   | Feb. 18 | Houston        | W 106-99 (2OT) | 27-25 |
| Nov. 20 | @ San Antonio  | L 88-95        | 3-9   | Feb. 19 | @ Utah         | W 93-87        | 28-25 |
| Nov. 22 | Chicago        | W 86-73        | 4-9   | Feb. 21 | Portland       | W 92-84        | 29-25 |
| Nov. 24 | Milwaukee      | W 111-99       | 5-9   | Feb. 23 | Seattle        | W 106-101      | 30-25 |
| Nov. 26 | @ Miami        | L 85-97        | 5-10  | Feb. 25 | LA Clippers    | W 109-98       | 31-25 |
| Nov. 27 | @ Orlando      | L 102-112      | 5-11  | Feb. 27 | Detroit        | W 95-85        | 32-25 |
| Nov. 29 | @ Memphis      | W 112-106 (OT) | 6-11  | Feb. 28 | @ Seattle      | L 90-107       | 32-26 |
| Dec. 1  | Minnesota      | L 107-110      | 6-12  | Mar. 5  | Indiana        | W 97-95        | 33-26 |
| Dec. 3  | Memphis        | W 101-91       | 7-12  | Mar. 7  | Minnesota      | W 106-96       | 34-26 |
| Dec. 4  | @ Utah         | L 85-93        | 7-13  | Mar. 9  | Philadelphia   | W 106-92       | 35-26 |
| Dec. 6  | Dallas         | W 105-103      | 8-13  | Mar. 11 | @ Chicago      | L 99-116       | 35-27 |
| Dec. 8  | Utah           | W 110-101      | 9-13  | Mar. 12 | @ Detroit      | L 88-111       | 35-28 |
| Dec. 10 | @ Golden State | L 102-106      | 9-14  | Mar. 14 | @ Minnesota    | W 106-99       | 36-28 |
| Dec. 13 | New Orleans    | L 82-98        | 9-15  | Mar. 15 | @ Milwaukee    | W 98-94        | 37-28 |
| Dec. 15 | Orlando        | W 107-84       | 10-15 | Mar. 17 | @ LA Clippers  | W 102-85       | 38-28 |
| Dec. 17 | @ Minnesota    | L 80-96        | 10-16 | Mar. 20 | @ Sacramento   | L 99-107       | 38-29 |
| Dec. 19 | @ New Jersey   | L 71-89        | 10-17 | Mar. 21 | Boston         | W 104-96       | 39-29 |
| Dec. 20 | @ Philadelphia | L 104-107 (OT) | 10-18 | Mar. 23 | @ San Antonio  | L 89-98        | 39-30 |
| Dec. 22 | @ Toronto      | W 109-107 (OT) | 11-18 | Mar. 25 | @ Atlanta      | W 108-91       | 40-30 |
| Dec. 25 | Sacramento     | L 99-105       | 11-19 | Mar. 26 | @ Houston      | W 96-93        | 41-30 |
| Dec. 28 | @ Denver       | W 112-93       | 12-19 | Mar. 28 | Washington     | W 108-94       | 42-30 |
| Dec. 29 | Toronto        | W 104-88       | 13-19 | Mar. 30 | @ Seattle      | L 98-119       | 42-31 |
| Jan. 4  | @ Phoenix      | L 93-107       | 13-20 | Mar. 31 | Memphis        | W 110-94       | 43-31 |
| Jan. 5  | Phoenix        | W 109-97       | 14-20 | Apr. 3  | @ Dallas       | W 100-89       | 44-31 |
| Jan. 7  | Seattle        | W 119-98       | 15-20 | Apr. 4  | @ Memphis      | W 102-101      | 45-31 |
| Jan. 10 | Cleveland      | W 115-99       | 16-20 | Apr. 6  | Phoenix        | W 115-113      | 46-31 |
| Jan. 12 | Miami          | W 106-81       | 17-20 | Apr. 8  | Dallas         | W 108-99       | 47-31 |
| Jan. 15 | @ New Orleans  | W 90-82        | 18-20 | Apr. 10 | Sacramento     | W 117-104      | 48-31 |
| Jan. 17 | @ Houston      | L 104-108 (OT) | 18-21 | Apr. 13 | @ Portland     | L 99-101       | 48-32 |
| Jan. 20 | LA Clippers    | W 96-92        | 19-21 | Apr. 15 | Denver         | W 126-104      | 49-32 |
| Jan. 22 | Golden State   | L 110-114      | 19-22 | Apr. 16 | @ Golden State | W 117-111      | 50-32 |





# 2003-04 LOS ANGELES LAKERS



## 56-26 - 1ST IN PACIFIC DIVISION

**Head Coach:** Phil Jackson  
**Standing:** Gary Payton, Byron Russell, Jamal Sampson, Stanislav Medvedenko, Kobe Bryant, Kareem Rush, Derek Fisher  
**Seated:** Devean George, Horace Grant, Rick Fox, Shaquille O'Neal, Karl Malone, Luke Walton, Brian Cook  
**Not pictured:** Maurice Carter, Jannero Pargo, Ime Udoka



*Western Conference Champions*

### 2003-2004 REGULAR SEASON STATISTICS / GAME-BY-GAME RESULTS

|            | G  | Min. | FGM | FGA  | Pct. | FTM | FTA | Pct. | REBOUNDS |      | Tot. | Ast. | PF  | Dq. | Stl. | TO  | Blk. | SCORING |      |    |
|------------|----|------|-----|------|------|-----|-----|------|----------|------|------|------|-----|-----|------|-----|------|---------|------|----|
|            |    |      |     |      |      |     |     |      | Off.     | Def. |      |      |     |     |      |     |      | Pts.    | Avg. | Hi |
| Bryant     | 65 | 2447 | 516 | 1178 | .438 | 454 | 533 | .852 | 103      | 256  | 359  | 330  | 176 | 0   | 112  | 171 | 23   | 1557    | 24.0 | 45 |
| O'Neal     | 67 | 2464 | 554 | 949  | .584 | 331 | 676 | .490 | 246      | 523  | 769  | 196  | 225 | 3   | 34   | 195 | 166  | 1439    | 21.5 | 37 |
| Payton     | 82 | 2825 | 482 | 1024 | .471 | 180 | 252 | .714 | 72       | 270  | 342  | 449  | 169 | 0   | 96   | 151 | 19   | 1199    | 14.6 | 30 |
| Malone     | 42 | 1373 | 193 | 400  | .483 | 168 | 225 | .747 | 61       | 306  | 367  | 113  | 116 | 1   | 50   | 103 | 20   | 554     | 13.2 | 20 |
| Medvedenko | 68 | 1442 | 237 | 537  | .441 | 89  | 116 | .767 | 148      | 195  | 343  | 57   | 191 | 1   | 38   | 59  | 18   | 563     | 8.3  | 26 |
| George     | 82 | 1951 | 233 | 571  | .408 | 73  | 96  | .760 | 87       | 245  | 332  | 112  | 189 | 4   | 81   | 88  | 38   | 604     | 7.4  | 24 |
| Fisher     | 82 | 1769 | 203 | 576  | .352 | 122 | 153 | .797 | 30       | 122  | 152  | 187  | 115 | 0   | 103  | 79  | 4    | 580     | 7.1  | 18 |
| Rush       | 72 | 1244 | 190 | 432  | .440 | 31  | 52  | .596 | 20       | 77   | 97   | 59   | 109 | 0   | 33   | 48  | 20   | 459     | 6.4  | 30 |
| Carter*    | 4  | 50   | 5   | 14   | .357 | 11  | 12  | .917 | 0        | 3    | 3    | 2    | 5   | 0   | 0    | 6   | 0    | 22      | 5.5  | 9  |
| Fox        | 38 | 846  | 73  | 186  | .392 | 22  | 30  | .733 | 29       | 73   | 102  | 98   | 99  | 2   | 29   | 48  | 4    | 183     | 4.8  | 11 |
| Cook       | 35 | 442  | 67  | 141  | .475 | 21  | 28  | .750 | 31       | 70   | 101  | 20   | 64  | 0   | 16   | 17  | 16   | 155     | 4.4  | 16 |
| Grant      | 55 | 1106 | 92  | 224  | .411 | 39  | 54  | .722 | 79       | 154  | 233  | 71   | 70  | 1   | 24   | 29  | 21   | 223     | 4.1  | 14 |
| Russell    | 72 | 945  | 98  | 244  | .402 | 50  | 65  | .769 | 32       | 114  | 146  | 71   | 110 | 0   | 32   | 37  | 12   | 289     | 4.0  | 17 |
| Sampson    | 10 | 130  | 11  | 23   | .478 | 7   | 12  | .583 | 23       | 29   | 52   | 7    | 16  | 0   | 2    | 6   | 4    | 29      | 2.9  | 9  |
| Walton     | 72 | 730  | 65  | 153  | .425 | 31  | 44  | .705 | 39       | 88   | 127  | 113  | 70  | 1   | 28   | 44  | 8    | 174     | 2.4  | 9  |
| Udoka      | 4  | 28   | 3   | 9    | .333 | 2   | 4   | .500 | 1        | 4    | 5    | 2    | 3   | 0   | 2    | 3   | 1    | 8       | 2.0  | 4  |
| Pargo*     | 13 | 63   | 6   | 16   | .375 | 0   | 0   | ---  | 0        | 6    | 6    | 11   | 5   | 0   | 2    | 12  | 0    | 14      | 1.1  | 5  |

| DATE    | OPPONENT       | BOX SCORE       | W / L | DATE    | OPPONENT       | BOX SCORE       | W / L |
|---------|----------------|-----------------|-------|---------|----------------|-----------------|-------|
| Oct. 28 | Dallas         | W 109-93        | 1-0   | Jan. 28 | Seattle        | W 96-82         | 27-15 |
| Nov. 1  | @ Phoenix      | W 103-99        | 2-0   | Jan. 30 | Minnesota      | L 84-97         | 27-16 |
| Nov. 2  | Golden State   | W 87-72         | 3-0   | Feb. 1  | @ Toronto      | W 84-83         | 28-16 |
| Nov. 4  | @ Milwaukee    | W 113-107       | 4-0   | Feb. 2  | @ Indiana      | L 72-85         | 28-17 |
| Nov. 6  | @ San Antonio  | W 120-117 (2OT) | 5-0   | Feb. 4  | @ Cleveland    | W 111-106 (OT)  | 29-17 |
| Nov. 7  | @ New Orleans  | L 95-114        | 5-1   | Feb. 5  | @ Philadelphia | L 73-96         | 29-18 |
| Nov. 10 | @ Memphis      | L 95-105        | 5-2   | Feb. 6  | @ Orlando      | W 98-96         | 30-18 |
| Nov. 12 | Toronto        | W 94-79         | 6-2   | Feb. 10 | @ Miami        | W 98-83         | 31-18 |
| Nov. 14 | Detroit        | W 94-89         | 7-2   | Feb. 11 | @ Houston      | L 87-102        | 31-19 |
| Nov. 16 | Miami          | W 99-77         | 8-2   | Feb. 17 | Portland       | W 89-86         | 32-19 |
| Nov. 18 | @ Detroit      | L 96-106        | 8-3   | Feb. 18 | @ Golden State | W 100-99        | 33-19 |
| Nov. 19 | @ New York     | W 104-83        | 9-3   | Feb. 20 | Philadelphia   | W 116-88        | 34-19 |
| Nov. 21 | Chicago        | W 101-94        | 10-3  | Feb. 22 | @ Phoenix      | W 104-92        | 35-19 |
| Nov. 23 | Memphis        | W 121-89        | 11-3  | Feb. 25 | @ Denver       | W 112-111       | 36-19 |
| Nov. 26 | Washington     | W 129-99        | 12-3  | Feb. 26 | Sacramento     | L 101-103       | 36-20 |
| Nov. 28 | San Antonio    | W 103-87        | 13-3  | Feb. 28 | @ Washington   | W 122-110       | 37-20 |
| Nov. 30 | Indiana        | W 99-77         | 14-3  | Feb. 29 | @ New Jersey   | W 100-83        | 38-20 |
| Dec. 3  | @ San Antonio  | W 90-86         | 15-3  | Mar. 2  | @ Atlanta      | L 93-94         | 38-21 |
| Dec. 4  | @ Dallas       | W 114-103       | 16-3  | Mar. 3  | @ Houston      | W 96-93         | 39-21 |
| Dec. 7  | Utah           | W 94-92         | 17-3  | Mar. 5  | Seattle        | W 99-91         | 40-21 |
| Dec. 9  | New York       | W 98-90         | 18-3  | Mar. 7  | New Jersey     | W 94-88         | 41-21 |
| Dec. 12 | Dallas         | L 93-110        | 18-4  | Mar. 8  | @ Utah         | L 83-88         | 41-22 |
| Dec. 13 | @ Portland     | L 108-112       | 18-5  | Mar. 10 | @ Boston       | L 117-109       | 42-22 |
| Dec. 19 | Denver         | W 101-99        | 19-5  | Mar. 12 | @ Minnesota    | L 86-96         | 42-23 |
| Dec. 21 | Phoenix        | W 107-101       | 20-5  | Mar. 13 | @ Chicago      | W 88-81         | 43-23 |
| Dec. 23 | @ Golden State | L 98-107        | 20-6  | Mar. 15 | Orlando        | W 113-110 (OT)  | 44-23 |
| Dec. 25 | Houston        | L 87-99         | 20-7  | Mar. 17 | @ LA Clippers  | W 106-103       | 45-23 |
| Dec. 28 | Boston         | W 105-82        | 21-7  | Mar. 19 | LA Clippers    | W 106-100       | 46-23 |
| Jan. 2  | @ Seattle      | L 109-111       | 21-8  | Mar. 21 | Milwaukee      | W 104-103 (OT)  | 47-23 |
| Jan. 4  | @ LA Clippers  | L 98-101        | 21-9  | Mar. 24 | Sacramento     | W 115-91        | 48-23 |
| Jan. 6  | @ Minnesota    | L 90-106        | 21-10 | Mar. 26 | Minnesota      | W 90-73         | 49-23 |
| Jan. 7  | @ Denver       | L 91-113        | 21-11 | Mar. 28 | Utah           | W 91-84         | 50-23 |
| Jan. 9  | Atlanta        | W 113-67        | 22-11 | Mar. 30 | New Orleans    | W 107-88        | 51-23 |
| Jan. 12 | Cleveland      | W 89-79         | 23-11 | Apr. 1  | Houston        | W 93-65         | 52-23 |
| Jan. 14 | Denver         | W 97-71         | 24-11 | Apr. 2  | @ Seattle      | W 97-86         | 53-23 |
| Jan. 16 | @ Sacramento   | L 83-103        | 24-12 | Apr. 4  | San Antonio    | L 89-95         | 53-24 |
| Jan. 17 | LA Clippers    | W 91-89         | 25-12 | Apr. 6  | Portland       | L 80-91         | 53-25 |
| Jan. 19 | Phoenix        | L 85-88         | 25-13 | Apr. 9  | Memphis        | W 103-95        | 54-25 |
| Jan. 21 | @ Memphis      | L 82-88         | 25-14 | Apr. 11 | @ Sacramento   | L 85-102        | 54-26 |
| Jan. 22 | @ Dallas       | L 87-106        | 25-15 | Apr. 13 | Golden State   | W 109-104       | 55-26 |
| Jan. 24 | @ Utah         | W 93-86         | 26-15 | Apr. 14 | @ Portland     | W 105-104 (2OT) | 56-26 |

\* Finished season with another team.



# 2004-05 LOS ANGELES LAKERS



## 34-48 - 4TH IN PACIFIC DIVISION

**Head Coach:** Rudy Tomjanovich, Frank Hamblen  
**Standing:** Chucky Atkins, Kobe Bryant, Sasha Vujacic, Jumaine Jones, Tony Bobbitt, Tierre Brown  
**Seated:** Devean George, Luke Walton, Lamar Odom, Chris Mihm, Vlade Divac, Stanislav Medvedenko, Brian Cook, Brian Grant, Caron Butler  
**Not pictured:** Kareem Rush

### 2004-05 REGULAR SEASON STATISTICS / GAME-BY-GAME RESULTS

|            | G  | Min. | FGM | FGA  | Pct. | FTM | FTA | Pct.  | REBOUNDS |      |      | PF  | Dq. | Stl. | TO  | Blk. | SCORING |      |      |    |
|------------|----|------|-----|------|------|-----|-----|-------|----------|------|------|-----|-----|------|-----|------|---------|------|------|----|
|            |    |      |     |      |      |     |     |       | Off.     | Def. | Tot. |     |     |      |     |      | Pts.    | Avg. | Hl   |    |
| Bryant     | 66 | 2639 | 573 | 1324 | .433 | 542 | 664 | .816  | 95       | 297  | 392  | 398 | 174 | 1    | 86  | 270  | 53      | 1819 | 27.8 | 48 |
| Butler     | 77 | 2746 | 441 | 991  | .445 | 275 | 319 | .862  | 148      | 304  | 450  | 146 | 213 | 2    | 110 | 125  | 23      | 195  | 15.5 | 34 |
| Odom       | 64 | 2320 | 366 | 774  | .473 | 207 | 298 | .695  | 134      | 519  | 653  | 238 | 211 | 3    | 42  | 161  | 65      | 975  | 15.2 | 28 |
| Atkins     | 82 | 2903 | 388 | 910  | .426 | 163 | 203 | .803  | 31       | 166  | 197  | 358 | 181 | 0    | 73  | 151  | 2       | 1115 | 13.6 | 30 |
| Mihm       | 75 | 1870 | 280 | 552  | .507 | 175 | 258 | .678  | 197      | 305  | 502  | 50  | 237 | 1    | 14  | 110  | 108     | 735  | 9.8  | 25 |
| Jones      | 76 | 1830 | 210 | 486  | .432 | 55  | 75  | .733  | 107      | 291  | 398  | 65  | 165 | 1    | 44  | 24   | 577     | 7.6  | 25   |    |
| George     | 15 | 306  | 37  | 104  | .356 | 15  | 20  | .750  | 13       | 40   | 53   | 14  | 32  | 1    | 8   | 12   | 2       | 110  | 7.3  | 18 |
| Cook       | 72 | 1087 | 176 | 422  | .417 | 28  | 37  | .757  | 63       | 153  | 216  | 35  | 139 | 3    | 23  | 29   | 26      | 458  | 6.4  | 25 |
| Brown      | 76 | 1066 | 124 | 348  | .356 | 59  | 75  | .787  | 21       | 72   | 93   | 155 | 59  | 0    | 32  | 74   | 1       | 333  | 4.4  | 27 |
| Medvedenko | 43 | 423  | 71  | 156  | .455 | 23  | 28  | .821  | 31       | 48   | 79   | 13  | 64  | 0    | 9   | 13   | 2       | 165  | 3.8  | 16 |
| Grant      | 69 | 1136 | 103 | 209  | .493 | 57  | 79  | .722  | 101      | 156  | 257  | 34  | 175 | 2    | 23  | 43   | 23      | 263  | 3.8  | 13 |
| Walton     | 61 | 768  | 74  | 180  | .411 | 34  | 48  | .708  | 55       | 87   | 142  | 93  | 70  | 0    | 26  | 58   | 11      | 198  | 3.2  | 19 |
| Vujacic    | 35 | 403  | 33  | 117  | .282 | 18  | 19  | .947  | 13       | 49   | 62   | 51  | 41  | 1    | 12  | 15   | 2       | 101  | 2.9  | 10 |
| Bobbitt    | 2  | 12   | 2   | 5    | .400 | 0   | 0   | ---   | 0        | 3    | 3    | 0   | 1   | 0    | 0   | 0    | 0       | 5    | 2.5  | 5  |
| Divac      | 15 | 130  | 13  | 31   | .419 | 8   | 12  | .667  | 18       | 14   | 32   | 19  | 25  | 0    | 4   | 14   | 1       | 34   | 2.3  | 8  |
| Rush*      | 14 | 91   | 4   | 20   | .200 | 2   | 2   | 1.000 | 3        | 7    | 10   | 3   | 7   | 0    | 2   | 3    | 1       | 12   | 0.9  | 4  |

| DATE    | OPPONENT       | BOX SCORE | W / L | DATE    | OPPONENT       | BOX SCORE | W / L |
|---------|----------------|-----------|-------|---------|----------------|-----------|-------|
| Nov. 2  | Denver         | W 89-78   | 1-0   | Jan. 30 | Charlotte      | W 101-90  | 23-19 |
| Nov. 3  | @ Utah         | L 78-104  | 1-1   | Feb. 1  | Portland       | W 92-79   | 24-19 |
| Nov. 5  | San Antonio    | L 96-105  | 1-2   | Feb. 3  | San Antonio    | L 91-103  | 24-20 |
| Nov. 7  | Atlanta        | W 106-90  | 1-2   | Feb. 6  | @ Houston      | L 102-103 | 24-21 |
| Nov. 9  | @ New Orleans  | W 106-98  | 3-2   | Feb. 7  | @ Atlanta      | L 108-114 | 24-22 |
| Nov. 10 | @ Memphis      | L 87-110  | 3-3   | Feb. 9  | @ New Jersey   | W 104-103 | 25-22 |
| Nov. 12 | @ Orlando      | L 113-122 | 3-4   | Feb. 10 | @ Detroit      | L 81-103  | 25-23 |
| Nov. 13 | @ Houston      | W 84-79   | 4-4   | Feb. 13 | @ Cleveland    | L 89-103  | 25-24 |
| Nov. 17 | LA Clippers    | W 103-89  | 5-4   | Feb. 15 | Utah           | W 102-95  | 25-24 |
| Nov. 19 | @ Phoenix      | L 102-107 | 5-5   | Feb. 22 | Boston         | W 104-95  | 27-24 |
| Nov. 21 | Chicago        | W 102-93  | 6-5   | Feb. 23 | @ Portland     | W 86-83   | 28-24 |
| Nov. 23 | Milwaukee      | W 100-96  | 7-5   | Feb. 25 | Detroit        | L 90-111  | 28-25 |
| Nov. 26 | Sacramento     | L 106-109 | 7-6   | Feb. 27 | @ Toronto      | L 102-108 | 28-26 |
| Nov. 28 | New Orleans    | W 89-76   | 8-6   | Feb. 28 | @ New York     | L 115-117 | 28-27 |
| Nov. 30 | @ Milwaukee    | W 95-90   | 9-6   | Mar. 2  | @ Boston       | L 101-104 | 28-28 |
| Dec. 1  | @ Chicago      | L 84-92   | 9-7   | Mar. 4  | Dallas         | W 108-103 | 29-28 |
| Dec. 3  | Golden State   | W 97-88   | 10-7  | Mar. 6  | Indiana        | W 103-94  | 30-28 |
| Dec. 8  | Phoenix        | L 110-113 | 10-8  | Mar. 8  | LA Clippers    | L 101-110 | 30-29 |
| Dec. 11 | @ LA Clippers  | W 89-87   | 11-8  | Mar. 10 | @ Dallas       | W 100-95  | 31-29 |
| Dec. 12 | Orlando        | L 105-98  | 12-8  | Mar. 12 | @ Charlotte    | W 117-116 | 32-29 |
| Dec. 14 | @ Seattle      | L 93-108  | 12-9  | Mar. 14 | @ Washington   | L 81-95   | 32-30 |
| Dec. 16 | @ Sacramento   | W 115-99  | 13-9  | Mar. 15 | @ Philadelphia | L 91-108  | 32-31 |
| Dec. 17 | Washington     | L 116-120 | 13-10 | Mar. 17 | @ Miami        | L 89-102  | 32-32 |
| Dec. 20 | Memphis        | L 72-82   | 13-11 | Mar. 18 | @ Indiana      | L 97-103  | 32-33 |
| Dec. 22 | New Orleans    | W 101-89  | 14-11 | Mar. 20 | Seattle        | L 100-102 | 32-34 |
| Dec. 25 | Miami          | L 102-104 | 14-12 | Mar. 22 | @ Utah         | W 107-115 | 32-35 |
| Dec. 28 | Toronto        | W 117-99  | 15-12 | Mar. 24 | @ Denver       | L 96-117  | 32-36 |
| Jan. 2  | Denver         | W 99-91   | 16-12 | Mar. 27 | Philadelphia   | L 89-96   | 32-37 |
| Jan. 4  | @ San Antonio  | L 83-100  | 16-13 | Mar. 29 | New York       | W 117-107 | 33-37 |
| Jan. 5  | @ Dallas       | L 104-118 | 16-14 | Mar. 31 | Minnesota      | L 96-105  | 33-38 |
| Jan. 7  | Houston        | W 111-104 | 17-14 | Apr. 2  | @ San Antonio  | L 94-95   | 33-39 |
| Jan. 10 | @ Minnesota    | W 105-96  | 18-14 | Apr. 3  | @ Memphis      | L 82-102  | 33-40 |
| Jan. 12 | @ Denver       | L 83-95   | 18-15 | Apr. 5  | @ Phoenix      | L 99-125  | 33-41 |
| Jan. 13 | Cleveland      | W 98-94   | 19-15 | Apr. 7  | Houston        | L 100-114 | 33-42 |
| Jan. 15 | @ Golden State | W 104-102 | 20-15 | Apr. 8  | @ Seattle      | W 117-94  | 34-42 |
| Jan. 17 | Utah           | L 94-102  | 20-16 | Apr. 10 | @ Sacramento   | L 105-124 | 34-43 |
| Jan. 19 | Minnesota      | L 93-90   | 21-16 | Apr. 11 | Phoenix        | W 97-108  | 34-44 |
| Jan. 21 | Golden State   | W 105-101 | 22-16 | Apr. 15 | Sacramento     | L 106-115 | 34-45 |
| Jan. 25 | Seattle        | L 93-104  | 22-17 | Apr. 17 | Dallas         | L 112-114 | 34-46 |
| Jan. 26 | @ LA Clippers  | L 89-105  | 22-18 | Apr. 18 | @ Golden State | L 99-126  | 34-47 |
| Jan. 28 | New Jersey     | L 103-109 | 22-19 | Apr. 20 | @ Portland     | L 103-106 | 34-48 |

\* Finished season with another team.



# 2005-06 LOS ANGELES LAKERS



## 45-37 - 3RD IN PACIFIC DIVISION

**Head Coach:** Phil Jackson  
**Standing:** Aaron McKie, Devin Green, Kobe Bryant, Luke Walton, Sasha Vujacic, Von Wafer, Smush Parker  
**Seated:** Devean George, Ronny Turiaf, Lamar Odom, Chris Mihm, Andrew Bynum, Kwame Brown, Stanislav Medvedenko, Brian Cook  
**Not pictured:** Jim Jackson, Laron Profit



### 2005-2006 REGULAR SEASON STATISTICS / GAME-BY-GAME RESULTS

|            | G  | Min. | FGM | FGA  | Pct. | FTM | FTA | Pct. | REBOUNDS |      | Tot. | Ast. | PF  | Dq. | Stl. | TO  | Blk. | SCORING |      |    |
|------------|----|------|-----|------|------|-----|-----|------|----------|------|------|------|-----|-----|------|-----|------|---------|------|----|
|            |    |      |     |      |      |     |     |      | Off.     | Def. |      |      |     |     |      |     |      | Pts.    | Avg. |    |
| Bryant     | 80 | 3277 | 978 | 2173 | 450  | 696 | 819 | 850  | 71       | 354  | 425  | 360  | 233 | 4   | 147  | 250 | 30   | 2832    | 35.4 | 81 |
| Odom       | 80 | 3221 | 445 | 925  | 481  | 216 | 313 | 690  | 181      | 557  | 738  | 443  | 256 | 4   | 75   | 213 | 64   | 1186    | 14.8 | 27 |
| Parker     | 82 | 2773 | 348 | 779  | 447  | 125 | 180 | 694  | 37       | 234  | 271  | 302  | 213 | 1   | 140  | 147 | 16   | 941     | 11.5 | 24 |
| Mihm       | 59 | 1541 | 230 | 459  | 501  | 144 | 201 | 716  | 137      | 236  | 373  | 61   | 214 | 5   | 16   | 83  | 73   | 604     | 10.2 | 21 |
| Cook       | 81 | 1535 | 261 | 511  | 511  | 84  | 101 | 832  | 88       | 186  | 274  | 74   | 205 | 3   | 37   | 61  | 32   | 642     | 7.9  | 28 |
| Brown      | 72 | 1978 | 204 | 388  | 526  | 128 | 235 | 545  | 182      | 291  | 473  | 72   | 196 | 3   | 27   | 100 | 46   | 536     | 7.4  | 21 |
| George     | 71 | 1542 | 170 | 425  | 400  | 58  | 86  | 674  | 82       | 192  | 274  | 68   | 159 | 1   | 66   | 54  | 34   | 448     | 6.3  | 21 |
| Walton     | 69 | 1333 | 135 | 328  | 412  | 57  | 76  | 750  | 88       | 159  | 247  | 156  | 119 | 1   | 41   | 78  | 15   | 345     | 5.0  | 17 |
| Profit     | 25 | 279  | 40  | 84   | 476  | 21  | 24  | 875  | 8        | 35   | 43   | 15   | 25  | 0   | 11   | 24  | 5    | 104     | 4.2  | 14 |
| Vujacic    | 82 | 1449 | 108 | 312  | 346  | 46  | 52  | 885  | 33       | 126  | 159  | 139  | 150 | 0   | 48   | 50  | 3    | 321     | 3.9  | 12 |
| Turiaf     | 23 | 161  | 15  | 30   | 500  | 15  | 27  | 556  | 11       | 26   | 37   | 8    | 30  | 0   | 3    | 7   | 10   | 45      | 2.0  | 10 |
| Jackson†   | 13 | 92   | 9   | 31   | 290  | 0   | 0   | ---  | 0        | 12   | 12   | 4    | 5   | 0   | 2    | 5   | 0    | 22      | 1.7  | 7  |
| Bynum      | 46 | 338  | 33  | 82   | 402  | 8   | 27  | 296  | 34       | 46   | 80   | 9    | 56  | 0   | 4    | 17  | 22   | 74      | 1.6  | 16 |
| Wafer      | 16 | 73   | 6   | 38   | 158  | 6   | 8   | 750  | 5        | 3    | 8    | 4    | 12  | 0   | 3    | 1   | 0    | 20      | 1.3  | 9  |
| Medvedenko | 2  | 6    | 1   | 2    | 500  | 0   | 0   | ---  | 0        | 0    | 0    | 1    | 1   | 0   | 0    | 0   | 0    | 2       | 1.0  | 2  |
| Green      | 27 | 135  | 6   | 28   | 214  | 13  | 21  | 619  | 10       | 14   | 24   | 7    | 13  | 0   | 3    | 5   | 0    | 25      | 0.9  | 5  |
| McKie      | 14 | 121  | 3   | 12   | 250  | 1   | 2   | 500  | 3        | 17   | 20   | 11   | 7   | 0   | 5    | 2   | 0    | 7       | 0.5  | 2  |

| DATE    | OPPONENT        | BOX SCORE     | W / L | DATE    | OPPONENT         | BOX SCORE     | W / L |
|---------|-----------------|---------------|-------|---------|------------------|---------------|-------|
| Nov. 2  | @ Denver        | W 99-97(OT)   | 1-0   | Jan. 27 | Golden State     | W 106-105(OT) | 23-19 |
| Nov. 3  | Phoenix         | L 112-122     | 1-1   | Jan. 29 | @ Detroit        | L 93-20       | 23-20 |
| Nov. 6  | Denver          | W 112-92      | 2-1   | Jan. 31 | @ New York       | W 130-97      | 24-20 |
| Nov. 8  | @ Atlanta       | W 103-97      | 3-1   | Feb. 1  | @ Indiana        | L 79-105      | 24-21 |
| Nov. 9  | @ Minnesota     | L 74-88       | 3-2   | Feb. 3  | @ Charlotte      | L 102-112     | 24-22 |
| Nov. 11 | @ Philadelphia  | L 81-85       | 3-3   | Feb. 4  | @ NO/Okla. City  | L 90-106      | 24-23 |
| Nov. 14 | @ Memphis       | L 73-85       | 3-4   | Feb. 7  | @ Dallas         | L 87-102      | 24-24 |
| Nov. 16 | New York        | W 97-92       | 4-4   | Feb. 8  | @ Houston        | W 89-78       | 25-24 |
| Nov. 18 | L.A. Clippers   | L 91-97       | 4-5   | Feb. 11 | Memphis          | L 99-100      | 25-25 |
| Nov. 20 | Chicago         | L 93-96       | 4-6   | Feb. 13 | Utah             | W 94-88       | 26-25 |
| Nov. 24 | Seattle         | W 108-96      | 5-6   | Feb. 15 | Atlanta          | L 110-114     | 26-26 |
| Nov. 27 | New Jersey      | L 96-102(OT)  | 5-7   | Feb. 21 | Portland         | W 99-82       | 27-26 |
| Nov. 29 | @ San Antonio   | L 84-90       | 5-8   | Feb. 23 | Sacramento       | W 106-85      | 28-26 |
| Dec. 1  | @ Utah          | W 105-101(OT) | 6-8   | Feb. 24 | @ L.A. Clippers  | L 83-102      | 28-27 |
| Dec. 2  | Minnesota       | L 108-113     | 6-9   | Feb. 26 | Boston           | L 111-112     | 28-28 |
| Dec. 4  | Charlotte       | W 99-98       | 7-9   | Feb. 28 | Orlando          | W 102-87      | 29-28 |
| Dec. 6  | @ Milwaukee     | W 111-92      | 8-9   | Mar. 1  | @ Portland       | L 93-99       | 29-29 |
| Dec. 7  | @ Toronto       | W 102-91      | 9-9   | Mar. 3  | @ Golden State   | W 106-94      | 30-29 |
| Dec. 9  | @ Chicago       | W 93-80       | 10-9  | Mar. 4  | Detroit          | W 105-94      | 31-29 |
| Dec. 10 | @ Minnesota     | L 82-95       | 10-10 | Mar. 6  | San Antonio      | L 96-103      | 31-30 |
| Dec. 12 | @ Dallas        | W 109-106     | 11-10 | Mar. 8  | @ NO/Okla. City  | W 113-107     | 32-30 |
| Dec. 14 | @ Memphis       | W 94-79       | 12-10 | Mar. 10 | @ San Antonio    | W 100-92      | 33-30 |
| Dec. 16 | Washington      | W 97-91       | 13-10 | Mar. 12 | Seattle          | L 113-120     | 33-31 |
| Dec. 18 | Houston         | L 74-76       | 13-11 | Mar. 14 | @ Sacramento     | L 98-114      | 33-32 |
| Dec. 20 | Dallas          | W 112-90      | 14-11 | Mar. 15 | Minnesota        | W 92-89       | 34-32 |
| Dec. 23 | @ Orlando       | W 104-88      | 15-11 | Mar. 17 | @ New Jersey     | L 89-92       | 34-33 |
| Dec. 25 | @ Miami         | L 92-97       | 15-12 | Mar. 19 | @ Cleveland      | L 95-96       | 34-34 |
| Dec. 26 | @ Washington    | L 91-94       | 15-13 | Mar. 20 | @ Boston         | W 105-97      | 35-34 |
| Dec. 28 | Memphis         | L 99-100(OT)  | 15-14 | Mar. 22 | Sacramento       | W 87-80       | 36-34 |
| Jan. 1  | Utah            | L 94-98       | 15-15 | Mar. 24 | Milwaukee        | W 101-96      | 37-34 |
| Jan. 3  | @ Utah          | L 80-90       | 15-16 | Mar. 26 | NO/Okla. City    | W 105-94      | 38-34 |
| Jan. 6  | Philadelphia    | W 119-93      | 16-16 | Mar. 30 | San Antonio      | L 85-96       | 38-35 |
| Jan. 7  | @ L.A. Clippers | W 112-109     | 17-16 | Mar. 31 | @ Seattle        | W 106-93      | 39-35 |
| Jan. 9  | Indiana         | W 96-90       | 18-16 | Apr. 2  | Houston          | W 104-88      | 40-35 |
| Jan. 11 | @ Portland      | L 103-113     | 18-17 | Apr. 6  | @ Denver         | W 108-110(OT) | 40-36 |
| Jan. 12 | Cleveland       | W 99-98       | 19-17 | Apr. 7  | @ Phoenix        | L 96-107      | 40-37 |
| Jan. 14 | @ Golden State  | W 110-104     | 20-17 | Apr. 9  | L.A. Clippers    | W 100-83      | 41-37 |
| Jan. 16 | Miami           | W 100-92      | 21-17 | Apr. 11 | Golden State     | W 111-100     | 42-37 |
| Jan. 19 | @ Sacramento    | L 109-118(OT) | 21-18 | Apr. 14 | Portland         | W 110-99      | 43-37 |
| Jan. 20 | @ Phoenix       | L 93-106      | 21-19 | Apr. 16 | Phoenix          | W 109-89      | 44-37 |
| Jan. 22 | Toronto         | W 122-104     | 22-19 | Apr. 19 | NO/Oklahoma City | W 115-95      | 45-37 |

† Totals with Lakers only.



# 2006-07 LOS ANGELES LAKERS



## 42-40 - 2ND IN PACIFIC DIVISION

**Head Coach:** Phil Jackson  
**Standing:** Shammond Williams, Aaron McKie, Kobe Bryant, Sasha Vujacic, Maurice Evans, Smush Parker, Jordan Farmer  
**Seated:** Luke Walton, Ronny Turiaf, Lamar Odom, Chris Mihm, Andrew Bynum, Kwame Brown, Vladimir Radmanovic, Brian Cook

### 2006-07 REGULAR SEASON STATISTICS / GAME-BY-GAME RESULTS

|            | G  | Min. | FGM | FGA  | Pct. | FTM | FTA | Pct. | REBOUNDS |      |      | Ast. | PF  | Dq. | Stl. | TO  | Blk. | SCORING |      |    |
|------------|----|------|-----|------|------|-----|-----|------|----------|------|------|------|-----|-----|------|-----|------|---------|------|----|
|            |    |      |     |      |      |     |     |      | Off.     | Def. | Tot. |      |     |     |      |     |      | Pts.    | Avg. | Hi |
| Bryant     | 77 | 3140 | 813 | 1757 | .463 | 667 | 768 | .868 | 75       | 364  | 439  | 413  | 205 | 2   | 111  | 255 | 36   | 2430    | 31.8 | 65 |
| Odom       | 56 | 2202 | 319 | 681  | .468 | 198 | 283 | .700 | 102      | 445  | 547  | 270  | 182 | 5   | 53   | 163 | 32   | 890     | 15.9 | 34 |
| Walton     | 60 | 1982 | 264 | 557  | .474 | 108 | 145 | .745 | 87       | 215  | 302  | 257  | 117 | 2   | 60   | 118 | 21   | 884     | 11.4 | 25 |
| Parker     | 82 | 2457 | 342 | 785  | .436 | 113 | 175 | .646 | 45       | 161  | 206  | 228  | 211 | 4   | 119  | 153 | 10   | 907     | 11.1 | 26 |
| Brown      | 41 | 1132 | 143 | 242  | .591 | 59  | 134 | .440 | 81       | 163  | 244  | 75   | 124 | 0   | 39   | 76  | 49   | 345     | 8.4  | 18 |
| Evans      | 76 | 1732 | 234 | 542  | .432 | 122 | 155 | .787 | 93       | 128  | 221  | 74   | 126 | 0   | 38   | 57  | 14   | 638     | 8.4  | 26 |
| Bynum      | 82 | 1793 | 247 | 443  | .558 | 143 | 214 | .668 | 139      | 345  | 484  | 94   | 249 | 5   | 12   | 115 | 128  | 637     | 7.8  | 20 |
| Cook       | 65 | 1018 | 185 | 408  | .453 | 34  | 47  | .723 | 61       | 154  | 215  | 65   | 134 | 3   | 25   | 51  | 27   | 450     | 6.9  | 26 |
| Radmanovic | 55 | 986  | 134 | 316  | .424 | 53  | 73  | .726 | 53       | 127  | 180  | 66   | 125 | 2   | 25   | 69  | 18   | 361     | 6.6  | 27 |
| Turiaf     | 72 | 1087 | 147 | 268  | .549 | 89  | 134 | .664 | 88       | 171  | 259  | 63   | 202 | 5   | 17   | 52  | 78   | 383     | 5.3  | 23 |
| Farmer     | 72 | 1090 | 124 | 294  | .422 | 27  | 38  | .711 | 22       | 97   | 119  | 137  | 77  | 0   | 44   | 73  | 7    | 320     | 4.4  | 17 |
| Vujacic    | 73 | 935  | 105 | 268  | .392 | 43  | 49  | .878 | 28       | 79   | 107  | 64   | 103 | 1   | 41   | 30  | 1    | 313     | 4.3  | 18 |
| Williams   | 30 | 345  | 35  | 86   | .407 | 4   | 6   | .667 | 11       | 29   | 40   | 31   | 20  | 0   | 12   | 13  | 0    | 94      | 3.1  | 14 |
| McKie      | 10 | 131  | 11  | 17   | .647 | 0   | 0   | ---  | 1        | 17   | 18   | 13   | 14  | 0   | 4    | 8   | 0    | 22      | 2.2  | 12 |

| DATE    | OPPONENT           | BOX SCORE      | W / L | DATE    | OPPONENT           | BOX SCORE      | W / L |
|---------|--------------------|----------------|-------|---------|--------------------|----------------|-------|
| Oct. 31 | Phoenix            | W 114-106      | 1-0   | Jan. 22 | Golden State       | W 108-103      | 27-15 |
| Nov. 1  | @ Golden State     | W 110-98       | 2-0   | Jan. 26 | Charlotte          | L 97-106(OT)   | 27-16 |
| Nov. 3  | Seattle            | W 118-112      | 3-0   | Jan. 28 | San Antonio        | L 94-96(OT)    | 27-17 |
| Nov. 5  | @ Seattle          | L 101-117      | 3-1   | Jan. 30 | @ New York         | L 94-99        | 27-18 |
| Nov. 7  | Minnesota          | W 95-88        | 4-1   | Jan. 31 | @ Boston           | W 111-98       | 28-18 |
| Nov. 8  | @ Portland         | L 90-101       | 4-2   | Feb. 2  | @ Indiana          | L 84-95        | 28-19 |
| Nov. 10 | Detroit            | L 83-97        | 4-3   | Feb. 3  | @ Washington       | W 118-102      | 29-19 |
| Nov. 12 | Memphis            | W 91-81        | 5-3   | Feb. 5  | @ Atlanta          | W 90-83        | 30-19 |
| Nov. 17 | Toronto            | W 107-100      | 6-3   | Feb. 8  | @ Detroit          | L 78-93        | 30-20 |
| Nov. 19 | Chicago            | W 82-72        | 7-3   | Feb. 9  | @ Toronto          | L 92-96        | 30-21 |
| Nov. 21 | L.A. Clippers      | W 105-101      | 8-3   | Feb. 11 | @ Cleveland        | L 90-99        | 30-22 |
| Nov. 24 | @ Utah             | L 108-114      | 8-4   | Feb. 13 | New York           | L 106-107      | 30-23 |
| Nov. 26 | New Jersey         | W 99-93        | 9-4   | Feb. 15 | Cleveland          | L 108-114      | 30-24 |
| Nov. 28 | Milwaukee          | L 105-109      | 9-5   | Feb. 21 | Portland           | L 108-112      | 30-25 |
| Nov. 30 | Utah               | W 132-102      | 10-5  | Feb. 23 | Boston             | W 122-96       | 31-25 |
| Dec. 2  | @ L.A. Clippers    | W 97-88        | 11-5  | Feb. 25 | @ Golden State     | W 102-85       | 32-25 |
| Dec. 4  | Indiana            | W 101-87       | 12-5  | Feb. 26 | @ Utah             | W 102-94       | 32-26 |
| Dec. 6  | NO/Oklahoma City   | L 89-105       | 12-6  | Mar. 2  | Sacramento         | L 108-116      | 33-26 |
| Dec. 8  | Atlanta            | W 106-95       | 13-6  | Mar. 4  | @ Phoenix          | L 94-99        | 33-27 |
| Dec. 10 | San Antonio        | W 106-99       | 14-6  | Mar. 6  | @ Minnesota        | L 107-117(2OT) | 33-28 |
| Dec. 12 | @ Houston          | W 102-94       | 15-6  | Mar. 7  | @ Milwaukee        | L 90-110       | 33-29 |
| Dec. 13 | @ Dallas           | L 101-110      | 15-7  | Mar. 9  | @ Philadelphia     | L 92-108       | 33-30 |
| Dec. 15 | Houston            | W 112-101(2OT) | 16-7  | Mar. 11 | Dallas             | L 72-108       | 33-31 |
| Dec. 17 | Washington         | L 141-147(OT)  | 16-8  | Mar. 15 | @ Denver           | L 86-113       | 33-32 |
| Dec. 19 | @ Chicago          | L 89-94        | 16-9  | Mar. 16 | Portland           | W 116-111(OT)  | 34-32 |
| Dec. 20 | @ Minnesota        | W 111-94       | 17-9  | Mar. 18 | Minnesota          | W 109-102      | 35-32 |
| Dec. 22 | @ New Jersey       | W 99-95        | 18-9  | Mar. 22 | @ Memphis          | W 121-119      | 36-32 |
| Dec. 25 | @ Miami            | L 85-101       | 18-10 | Mar. 23 | @ NO/Oklahoma City | W 111-105      | 37-32 |
| Dec. 27 | @ Orlando          | W 106-93       | 19-10 | Mar. 25 | Golden State       | W 115-113      | 38-32 |
| Dec. 29 | @ Charlotte        | L 124-133(3OT) | 19-11 | Mar. 27 | Memphis            | L 86-88        | 38-33 |
| Dec. 31 | Philadelphia       | W 104-94       | 20-11 | Mar. 30 | Houston            | L 104-107(OT)  | 38-34 |
| Jan. 4  | @ Sacramento       | W 132-128(OT)  | 21-11 | Apr. 1  | Sacramento         | W 126-103      | 39-34 |
| Jan. 5  | Denver             | W 123-104      | 22-11 | Apr. 3  | Denver             | L 105-111      | 39-35 |
| Jan. 7  | Dallas             | W 101-98       | 23-11 | Apr. 4  | @ L.A. Clippers    | L 82-90        | 39-36 |
| Jan. 9  | @ Memphis          | L 118-128      | 23-12 | Apr. 6  | @ Seattle          | W 112-109      | 40-36 |
| Jan. 10 | @ Houston          | L 77-102       | 23-13 | Apr. 8  | Phoenix            | L 107-115      | 40-37 |
| Jan. 12 | Orlando            | W 109-106      | 24-13 | Apr. 9  | @ Denver           | L 111-115      | 40-38 |
| Jan. 15 | Miami              | W 124-118(OT)  | 25-13 | Apr. 12 | L.A. Clippers      | L 110-118      | 40-39 |
| Jan. 17 | @ San Antonio      | W 100-96       | 26-13 | Apr. 13 | @ Phoenix          | L 85-93        | 40-40 |
| Jan. 18 | @ Dallas           | L 95-114       | 26-14 | Apr. 15 | Seattle            | W 109-98       | 41-40 |
| Jan. 20 | @ NO/Oklahoma City | L 103-113      | 26-15 | Apr. 18 | @ Sacramento       | W 117-106      | 42-40 |



# 2007-08 LOS ANGELES LAKERS



## 57-25 - 1ST IN PACIFIC DIVISION

**Head Coach:** Phil Jackson  
**Standing:** Derek Fisher, Coby Karl, Kobe Bryant, Trevor Ariza, Sasha Vujacic, Jordan Farmer  
**Seated:** Vladimir Radmanovic, Lamar Odom, DJ Mbenga, Chris Mihm, Andrew Bynum, Pau Gasol, Ronny Turiaf, Luke Walton  
**Not pictured:** Kwame Brown, Brian Cook, Javaris Crittenton, Maurice Evans, Ira Newble



*Western Conference Champions*

### 2007-2008 REGULAR SEASON STATISTICS / GAME-BY-GAME RESULTS

|             | G  | Min. | FGM | FGA  | Pct. | FTM | FTA | Pct. | REBOUNDS |      |      | Dq. | Stl. | TO | Bk. | SCORING |     |      |      |    |
|-------------|----|------|-----|------|------|-----|-----|------|----------|------|------|-----|------|----|-----|---------|-----|------|------|----|
|             |    |      |     |      |      |     |     |      | Off.     | Def. | Tot. |     |      |    |     | Ast.    | PF  | Pts. | Avg. | HI |
| Bryant      | 82 | 3192 | 775 | 1690 | 459  | 623 | 742 | 840  | 94       | 423  | 517  | 441 | 227  | 1  | 151 | 257     | 40  | 2323 | 28.3 | 53 |
| Gasol†      | 27 | 918  | 196 | 333  | 589  | 116 | 147 | 789  | 61       | 150  | 211  | 95  | 54   | 0  | 14  | 44      | 42  | 508  | 18.8 | 31 |
| Odom        | 77 | 2921 | 417 | 795  | 525  | 229 | 328 | 698  | 197      | 622  | 819  | 273 | 222  | 3  | 75  | 156     | 72  | 1094 | 14.2 | 31 |
| Bynum       | 35 | 1008 | 189 | 297  | 636  | 82  | 118 | 695  | 105      | 251  | 356  | 239 | 98   | 2  | 12  | 52      | 72  | 460  | 13.1 | 28 |
| Fisher      | 82 | 2249 | 339 | 777  | 436  | 166 | 188 | 883  | 24       | 146  | 170  | 239 | 188  | 0  | 86  | 90      | 3   | 956  | 11.7 | 28 |
| Farmer      | 82 | 1690 | 291 | 631  | 461  | 53  | 78  | 679  | 39       | 144  | 183  | 225 | 105  | 0  | 77  | 108     | 5   | 749  | 9.1  | 24 |
| Vujacic     | 72 | 1279 | 219 | 482  | 454  | 76  | 91  | 835  | 19       | 135  | 154  | 72  | 107  | 0  | 36  | 52      | 5   | 632  | 8.8  | 22 |
| Radmanovic  | 65 | 1483 | 198 | 437  | 453  | 52  | 65  | 800  | 56       | 159  | 215  | 123 | 147  | 1  | 46  | 73      | 12  | 543  | 8.4  | 21 |
| Walton      | 74 | 1729 | 215 | 478  | 450  | 77  | 109 | 706  | 85       | 206  | 291  | 218 | 133  | 1  | 60  | 100     | 18  | 535  | 7.2  | 19 |
| Turiaf      | 78 | 1458 | 188 | 397  | 474  | 140 | 186 | 753  | 95       | 211  | 306  | 128 | 199  | 3  | 28  | 72      | 108 | 516  | 6.6  | 16 |
| Ariza†      | 24 | 431  | 55  | 105  | 524  | 41  | 60  | 683  | 25       | 59   | 84   | 36  | 36   | 0  | 26  | 18      | 8   | 156  | 6.5  | 15 |
| Brown*      | 23 | 509  | 53  | 103  | 515  | 26  | 64  | 406  | 31       | 100  | 131  | 28  | 58   | 0  | 16  | 37      | 19  | 132  | 5.7  | 10 |
| Evans*      | 7  | 96   | 9   | 28   | 321  | 12  | 15  | 800  | 4        | 5    | 9    | 12  | 10   | 0  | 5   | 0       | 1   | 31   | 4.4  | 8  |
| Mihm        | 23 | 278  | 32  | 95   | 337  | 18  | 27  | 667  | 28       | 49   | 77   | 13  | 42   | 0  | 4   | 17      | 14  | 82   | 3.6  | 11 |
| Crittenton* | 22 | 171  | 26  | 53   | 491  | 19  | 28  | 679  | 7        | 14   | 21   | 18  | 12   | 0  | 7   | 22      | 0   | 72   | 3.3  | 19 |
| Cook*       | 6  | 70   | 4   | 21   | 190  | 4   | 4   | 800  | 4        | 6    | 10   | 3   | 6    | 0  | 2   | 4       | 0   | 14   | 2.3  | 10 |
| Mbenga†     | 26 | 196  | 30  | 61   | 492  | 4   | 10  | 400  | 15       | 26   | 41   | 3   | 38   | 1  | 4   | 8       | 16  | 64   | 3.0  | 8  |
| Karl        | 17 | 71   | 9   | 26   | 346  | 8   | 10  | 800  | 3        | 11   | 14   | 9   | 6    | 0  | 4   | 5       | 2   | 30   | 1.8  | 6  |
| Newble†     | 6  | 31   | 3   | 9    | 333  | 0   | 0   | ---  | 6        | 5    | 11   | 3   | 5    | 0  | 1   | 3       | 1   | 7    | 1.2  | 3  |

| DATE    | OPPONENT       | BOX SCORE     | W / L | DATE    | OPPONENT        | BOX SCORE     | W / L |
|---------|----------------|---------------|-------|---------|-----------------|---------------|-------|
| Oct. 30 | @ Houston      | L 93-95       | 0-1   | Jan. 27 | Cleveland       | L 95-98       | 27-15 |
| Nov. 2  | @ Phoenix      | W 119-98      | 1-1   | Jan. 29 | New York        | W 120-109     | 28-15 |
| Nov. 4  | Utah           | W 119-109     | 2-1   | Jan. 31 | @ Detroit       | L 89-90       | 28-16 |
| Nov. 6  | New Orleans    | L 104-118     | 2-2   | Feb. 1  | @ Toronto       | W 121-101     | 29-16 |
| Nov. 9  | Minnesota      | W 107-93      | 3-2   | Feb. 3  | @ Washington    | W 103-91      | 30-16 |
| Nov. 13 | @ San Antonio  | L 92-107      | 3-3   | Feb. 5  | @ New Jersey    | L 105-90      | 31-16 |
| Nov. 14 | @ Houston      | W 93-90       | 4-3   | Feb. 6  | @ Atlanta       | W 95-98       | 31-17 |
| Nov. 16 | Detroit        | W 103-91      | 5-3   | Feb. 8  | @ Orlando       | W 117-113     | 32-17 |
| Nov. 18 | Chicago        | W 106-78      | 6-3   | Feb. 10 | @ Miami         | W 104-94      | 33-17 |
| Nov. 20 | @ Indiana      | W 134-114     | 7-3   | Feb. 11 | @ Charlotte     | W 106-97      | 34-17 |
| Nov. 21 | @ Milwaukee    | L 103-110     | 7-4   | Feb. 13 | @ Minnesota     | W 117-92      | 35-17 |
| Nov. 23 | @ Boston       | L 94-107      | 7-5   | Feb. 19 | Atlanta         | W 122-93      | 36-17 |
| Nov. 25 | New Jersey     | L 100-102     | 7-6   | Feb. 20 | @ Phoenix       | W 130-124     | 37-17 |
| Nov. 27 | Seattle        | W 106-99      | 8-6   | Feb. 23 | @ L.A. Clippers | W 113-95      | 38-17 |
| Nov. 29 | Denver         | W 127-99      | 9-6   | Feb. 24 | @ Seattle       | W 111-91      | 39-17 |
| Nov. 30 | @ Utah         | L 96-120      | 9-7   | Feb. 26 | Portland        | W 96-83       | 40-17 |
| Dec. 2  | Orlando        | L 97-104      | 9-8   | Feb. 28 | Miami           | W 106-88      | 41-17 |
| Dec. 4  | @ Minnesota    | W 116-95      | 10-8  | Feb. 29 | @ Portland      | L 111-119     | 41-18 |
| Dec. 5  | @ Denver       | W 111-107     | 11-8  | Mar. 2  | Dallas          | W 108-104(OT) | 42-18 |
| Dec. 9  | Golden State   | W 123-113     | 12-8  | Mar. 4  | @ Sacramento    | W 117-105     | 43-18 |
| Dec. 13 | San Antonio    | W 102-97      | 13-8  | Mar. 9  | L.A. Clippers   | W 119-92      | 44-18 |
| Dec. 14 | @ Golden State | W 106-108     | 13-9  | Mar. 9  | Sacramento      | W 113-114     | 44-19 |
| Dec. 16 | L.A. Clippers  | W 113-92      | 14-9  | Mar. 11 | Toronto         | L 117-108     | 45-19 |
| Dec. 18 | @ Chicago      | W 103-91      | 15-9  | Mar. 14 | @ New Orleans   | L 98-108      | 45-20 |
| Dec. 20 | @ Cleveland    | L 90-94       | 15-10 | Mar. 16 | @ Houston       | L 92-104      | 45-21 |
| Dec. 21 | @ Philadelphia | W 106-101     | 16-10 | Mar. 18 | @ Dallas        | W 102-100     | 46-21 |
| Dec. 23 | @ New York     | W 95-90       | 17-10 | Mar. 20 | @ Utah          | W 106-95      | 47-21 |
| Dec. 25 | Phoenix        | W 122-115     | 18-10 | Mar. 21 | Seattle         | W 130-105     | 48-21 |
| Dec. 28 | Utah           | W 123-109     | 19-10 | Mar. 23 | Golden State    | L 111-115     | 48-22 |
| Dec. 30 | Boston         | L 91-110      | 19-11 | Mar. 24 | @ Golden State  | W 123-119(OT) | 49-22 |
| Jan. 4  | Philadelphia   | W 124-93      | 20-11 | Mar. 26 | Charlotte       | L 95-108      | 49-23 |
| Jan. 6  | Indiana        | W 112-96      | 21-11 | Mar. 28 | Memphis         | L 111-114     | 49-24 |
| Jan. 8  | @ Memphis      | W 117-101     | 22-11 | Mar. 30 | Washington      | W 126-120(OT) | 50-24 |
| Jan. 9  | @ New Orleans  | W 109-80      | 23-11 | Apr. 2  | Portland        | W 104-91      | 51-24 |
| Jan. 11 | Milwaukee      | W 110-105     | 24-11 | Apr. 4  | Dallas          | W 112-108     | 52-24 |
| Jan. 13 | Memphis        | W 100-99      | 25-11 | Apr. 6  | @ Sacramento    | W 114-92      | 53-24 |
| Jan. 14 | @ Seattle      | W 123-121(OT) | 26-11 | Apr. 8  | @ Portland      | L 103-112     | 53-25 |
| Jan. 17 | Phoenix        | L 98-106      | 26-12 | Apr. 10 | @ L.A. Clippers | W 106-78      | 54-25 |
| Jan. 21 | Denver         | W 116-99      | 27-12 | Apr. 11 | New Orleans     | W 107-104     | 55-25 |
| Jan. 23 | @ San Antonio  | L 91-103      | 27-13 | Apr. 13 | San Antonio     | W 106-85      | 56-25 |
| Jan. 25 | @ Dallas       | L 105-112     | 27-14 | Apr. 15 | Sacramento      | W 124-101     | 57-25 |

\* Finished season with another team. † Totals with Lakers only.





# 2008-09 LOS ANGELES LAKERS



## 65-17 - 1ST IN PACIFIC DIVISION

**Head Coach:** Phil Jackson  
**Standing:** Derek Fisher, Shannon Brown, Adam Morrison, Kobe Bryant, Sasha Vujacic, Jordan Farmar  
**Seated:** Luke Walton, Josh Powell, DJ Mbenga, Pau Gasol, Andrew Bynum, Lamar Odum, Sun Yue, Trevor Ariza  
**Not pictured:** Chris Mihm, Vladimir Radmanovic

*NBA Champions*

### 2008-09 REGULAR SEASON STATISTICS / GAME-BY-GAME RESULTS

|            | G  | Min. | FGM | FGA  | Pct. | FTM | FTA | Pct. | REBOUNDS |      |      |      |     | SCORING |      |     |      |      |      |    |
|------------|----|------|-----|------|------|-----|-----|------|----------|------|------|------|-----|---------|------|-----|------|------|------|----|
|            |    |      |     |      |      |     |     |      | Off.     | Def. | Tot. | Ast. | PF  | Dq.     | Stl. | TO  | Blk. | Pts. | Avg. | Hi |
| Bryant     | 82 | 2960 | 800 | 1712 | .467 | 463 | 564 | .856 | 90       | 339  | 429  | 399  | 189 | 1       | 120  | 210 | 37   | 2201 | 26.8 | 61 |
| Gasol      | 81 | 2999 | 592 | 1045 | .567 | 343 | 439 | .781 | 262      | 518  | 780  | 284  | 172 | 0       | 52   | 157 | 81   | 1528 | 18.9 | 36 |
| Bynum      | 50 | 1446 | 281 | 502  | .560 | 152 | 215 | .707 | 137      | 261  | 398  | 71   | 157 | 1       | 18   | 85  | 90   | 714  | 14.3 | 42 |
| Odum       | 78 | 2316 | 346 | 703  | .492 | 160 | 257 | .623 | 176      | 461  | 637  | 204  | 235 | 5       | 77   | 138 | 98   | 885  | 11.3 | 28 |
| Fisher     | 82 | 2441 | 292 | 688  | .424 | 110 | 130 | .846 | 25       | 163  | 188  | 261  | 187 | 0       | 95   | 72  | 6    | 814  | 9.9  | 27 |
| Ariza      | 82 | 1999 | 274 | 596  | .460 | 120 | 169 | .710 | 111      | 241  | 352  | 145  | 166 | 1       | 137  | 87  | 24   | 729  | 8.9  | 26 |
| Farmar     | 65 | 1192 | 161 | 412  | .391 | 45  | 77  | .584 | 22       | 95   | 117  | 155  | 105 | 0       | 57   | 87  | 10   | 416  | 6.4  | 18 |
| Radmanovic | 46 | 771  | 95  | 214  | .444 | 23  | 27  | .852 | 18       | 99   | 117  | 38   | 51  | 0       | 28   | 47  | 7    | 273  | 5.9  | 18 |
| Vujacic    | 80 | 1293 | 155 | 401  | .387 | 70  | 76  | .921 | 19       | 116  | 135  | 113  | 154 | 0       | 77   | 35  | 7    | 461  | 5.8  | 17 |
| Walton     | 65 | 1166 | 134 | 307  | .436 | 41  | 57  | .719 | 55       | 125  | 180  | 177  | 105 | 1       | 32   | 69  | 10   | 326  | 5.0  | 14 |
| Powell     | 60 | 703  | 106 | 239  | .444 | 38  | 50  | .760 | 71       | 105  | 176  | 27   | 98  | 0       | 9    | 51  | 17   | 250  | 4.2  | 17 |
| Brown†     | 18 | 136  | 22  | 42   | .524 | 8   | 9   | .889 | 3        | 17   | 20   | 10   | 9   | 0       | 4    | 9   | 2    | 58   | 3.2  | 10 |
| Mbenga     | 23 | 181  | 27  | 57   | .474 | 7   | 8   | .875 | 9        | 22   | 31   | 9    | 33  | 0       | 10   | 13  | 24   | 61   | 2.7  | 10 |
| Mihm*      | 18 | 105  | 15  | 40   | .375 | 6   | 7   | .857 | 15       | 19   | 34   | 10   | 23  | 0       | 1    | 10  | 6    | 36   | 2.0  | 10 |
| Morrison†  | 8  | 44   | 4   | 12   | .333 | 1   | 2   | .500 | 2        | 6    | 8    | 3    | 4   | 0       | 0    | 3   | 0    | 10   | 1.3  | 5  |
| Sun        | 10 | 28   | 3   | 11   | .273 | 0   | 0   | ---  | 0        | 0    | 0    | 2    | 10  | 0       | 1    | 3   | 1    | 6    | 0.6  | 4  |

| DATE    | OPPONENT        | BOX SCORE | W / L | DATE    | OPPONENT        | BOX SCORE      | W / L |
|---------|-----------------|-----------|-------|---------|-----------------|----------------|-------|
| Oct. 28 | Portland        | W 96-76   | 1-0   | Jan. 22 | Washington      | W 117-97       | 34-8  |
| Oct. 29 | @ L.A. Clippers | W 117-79  | 2-0   | Jan. 25 | San Antonio     | W 99-85        | 35-8  |
| Nov. 1  | @ Denver        | W 104-97  | 3-0   | Jan. 27 | Charlotte       | L 110-117(20T) | 35-9  |
| Nov. 5  | L.A. Clippers   | W 106-88  | 4-0   | Jan. 30 | @ Minnesota     | W 132-119      | 36-9  |
| Nov. 9  | Houston         | W 111-82  | 5-0   | Jan. 31 | @ Memphis       | W 115-98       | 37-9  |
| Nov. 11 | @ Dallas        | W 106-99  | 6-0   | Feb. 2  | @ New York      | W 128-117      | 38-9  |
| Nov. 12 | @ New Orleans   | W 93-86   | 7-0   | Feb. 4  | @ Toronto       | W 115-107      | 39-9  |
| Nov. 14 | Detroit         | L 95-103  | 7-1   | Feb. 5  | @ Boston        | W 110-109(OT)  | 40-9  |
| Nov. 18 | Chicago         | W 116-109 | 8-1   | Feb. 8  | @ Cleveland     | W 101-91       | 41-9  |
| Nov. 20 | @ Phoenix       | W 105-92  | 9-1   | Feb. 10 | Oklahoma City   | W 105-98       | 42-9  |
| Nov. 21 | Denver          | W 104-90  | 10-1  | Feb. 11 | @ Utah          | L 109-113      | 42-10 |
| Nov. 23 | Sacramento      | W 118-108 | 11-1  | Feb. 17 | Atlanta         | W 96-83        | 43-10 |
| Nov. 25 | New Jersey      | W 120-93  | 12-1  | Feb. 18 | @ Golden State  | W 129-121      | 44-10 |
| Nov. 28 | Dallas          | W 114-107 | 13-1  | Feb. 20 | New Orleans     | W 115-111(OT)  | 45-10 |
| Nov. 30 | Toronto         | W 112-99  | 14-1  | Feb. 22 | @ Minnesota     | W 111-108      | 46-10 |
| Dec. 2  | @ Indiana       | L 117-118 | 14-2  | Feb. 24 | @ Oklahoma City | W 107-93       | 47-10 |
| Dec. 3  | @ Philadelphia  | W 114-102 | 15-2  | Feb. 26 | Phoenix         | W 132-106      | 48-10 |
| Dec. 5  | @ Washington    | W 106-104 | 16-2  | Feb. 27 | @ Denver        | L 79-90        | 48-11 |
| Dec. 9  | Milwaukee       | W 105-92  | 17-2  | Mar. 1  | @ Phoenix       | L 111-118      | 48-12 |
| Dec. 9  | @ Sacramento    | L 101-113 | 17-3  | Mar. 3  | Memphis         | W 99-89        | 49-12 |
| Dec. 10 | Phoenix         | W 115-110 | 18-3  | Mar. 6  | Minnesota       | W 110-90       | 50-12 |
| Dec. 12 | Sacramento      | W 112-103 | 19-3  | Mar. 9  | @ Portland      | L 94-111       | 50-13 |
| Dec. 14 | Minnesota       | W 98-86   | 20-3  | Mar. 11 | @ Houston       | W 102-96       | 51-13 |
| Dec. 16 | New York        | W 116-114 | 21-3  | Mar. 12 | @ San Antonio   | W 109-95       | 52-13 |
| Dec. 19 | @ Miami         | L 87-89   | 21-4  | Mar. 15 | Dallas          | W 107-100      | 53-13 |
| Dec. 20 | @ Orlando       | L 103-106 | 21-5  | Mar. 17 | Philadelphia    | L 93-94        | 53-14 |
| Dec. 22 | @ Memphis       | W 105-96  | 22-5  | Mar. 19 | Golden State    | W 114-106      | 54-14 |
| Dec. 23 | @ New Orleans   | W 100-87  | 23-5  | Mar. 21 | @ Chicago       | W 117-109      | 55-14 |
| Dec. 25 | Boston          | W 92-83   | 24-5  | Mar. 24 | @ Oklahoma City | W 107-89       | 56-14 |
| Dec. 28 | Golden State    | W 130-113 | 25-5  | Mar. 26 | @ Detroit       | W 92-77        | 57-14 |
| Jan. 2  | Utah            | W 113-100 | 26-5  | Mar. 27 | @ New Jersey    | W 103-95       | 58-14 |
| Jan. 4  | Portland        | W 100-86  | 27-5  | Mar. 29 | @ Atlanta       | L 76-86        | 58-15 |
| Jan. 6  | New Orleans     | L 105-116 | 27-6  | Mar. 31 | @ Charlotte     | L 84-94        | 58-16 |
| Jan. 7  | @ Golden State  | W 114-106 | 28-6  | Apr. 1  | @ Milwaukee     | W 104-98       | 59-16 |
| Jan. 9  | Indiana         | W 121-119 | 29-6  | Apr. 3  | Houston         | W 93-81        | 60-16 |
| Jan. 11 | Miami           | W 108-105 | 30-6  | Apr. 5  | L.A. Clippers   | W 88-85        | 61-16 |
| Jan. 13 | @ Houston       | W 105-100 | 31-6  | Apr. 7  | @ Sacramento    | W 122-104      | 62-16 |
| Jan. 14 | @ San Antonio   | L 111-112 | 31-7  | Apr. 9  | Denver          | W 116-102      | 63-16 |
| Jan. 16 | Orlando         | L 103-109 | 31-8  | Apr. 10 | @ Portland      | L 98-106       | 63-17 |
| Jan. 19 | Cleveland       | W 105-88  | 32-8  | Apr. 12 | Memphis         | W 92-75        | 64-17 |
| Jan. 21 | @ L.A. Clippers | W 108-97  | 33-8  | Apr. 14 | Utah            | W 125-112      | 65-17 |





**57-25 - 1ST IN PACIFIC DIVISION**

**Head Coach:** Phil Jackson  
**Standing:** Derek Fisher, Shannon Brown, Adam Morrison, Kobe Bryant, Sasha Vujacic, Jordan Farmar  
**Seated:** Luke Walton, Josh Powell, DJ Mbenga, Pau Gasol, Andrew Bynum, Lamar Odom, Metta World Peace



*NBA Champions*

**2009-2010 REGULAR SEASON STATISTICS / GAME-BY-GAME RESULTS**

|             | G  | Min. | FGM | FGA  | Pct. | FTM | FTA | Pct. | REBOUNDS |      |      |      |     | Dq. | Stl. | TO  | Blk. | SCORING |      |    |
|-------------|----|------|-----|------|------|-----|-----|------|----------|------|------|------|-----|-----|------|-----|------|---------|------|----|
|             |    |      |     |      |      |     |     |      | Off.     | Def. | Tot. | Ast. | PF  |     |      |     |      | Pts.    | Avg. | HI |
| Bryant      | 73 | 2835 | 716 | 1509 | 456  | 439 | 541 | 81.1 | 78       | 313  | 391  | 365  | 187 | 0   | 113  | 233 | 20   | 1970    | 27.0 | 44 |
| Gasol       | 65 | 2403 | 452 | 844  | 536  | 286 | 362 | 79.0 | 243      | 491  | 734  | 218  | 152 | 0   | 37   | 143 | 113  | 1190    | 18.3 | 32 |
| Bynum       | 65 | 1977 | 392 | 688  | 570  | 193 | 261 | 73.9 | 177      | 364  | 541  | 68   | 193 | 2   | 35   | 115 | 94   | 977     | 15.0 | 27 |
| World Peace | 77 | 2605 | 306 | 740  | 414  | 128 | 186 | 68.8 | 99       | 232  | 331  | 234  | 165 | 1   | 106  | 121 | 21   | 845     | 11.0 | 22 |
| Odom        | 82 | 2585 | 342 | 739  | 463  | 140 | 202 | 69.3 | 184      | 618  | 802  | 267  | 227 | 1   | 75   | 150 | 59   | 882     | 10.8 | 26 |
| Brown       | 82 | 1700 | 253 | 592  | 427  | 99  | 121 | 81.8 | 30       | 153  | 183  | 108  | 129 | 0   | 57   | 67  | 31   | 667     | 8.1  | 27 |
| Fisher      | 82 | 2227 | 212 | 558  | 380  | 113 | 132 | 85.6 | 25       | 145  | 170  | 201  | 202 | 1   | 90   | 78  | 9    | 615     | 7.5  | 15 |
| Farmar      | 82 | 1474 | 224 | 515  | 435  | 57  | 85  | 67.1 | 14       | 117  | 131  | 127  | 109 | 0   | 52   | 72  | 11   | 591     | 7.2  | 24 |
| Vujacic     | 67 | 575  | 66  | 164  | 402  | 28  | 33  | 84.8 | 25       | 54   | 79   | 41   | 67  | 0   | 20   | 17  | 4    | 185     | 2.8  | 13 |
| Powell      | 63 | 581  | 71  | 194  | 366  | 20  | 31  | 64.5 | 44       | 72   | 116  | 35   | 71  | 0   | 9    | 33  | 6    | 169     | 2.7  | 14 |
| Morrison    | 31 | 241  | 32  | 85   | 376  | 5   | 8   | 62.5 | 10       | 22   | 32   | 18   | 17  | 0   | 3    | 10  | 2    | 74      | 2.4  | 7  |
| Walton      | 29 | 272  | 30  | 84   | 357  | 2   | 4   | 50.0 | 12       | 26   | 38   | 40   | 19  | 0   | 10   | 12  | 1    | 69      | 2.4  | 11 |
| Mbenga      | 49 | 355  | 48  | 103  | 466  | 9   | 19  | 47.4 | 32       | 55   | 87   | 8    | 54  | 0   | 5    | 15  | 29   | 105     | 2.1  | 11 |

| DATE    | OPPONENT        | BOX SCORE       | W / L | DATE    | OPPONENT        | BOX SCORE      | W / L |
|---------|-----------------|-----------------|-------|---------|-----------------|----------------|-------|
| Oct. 27 | L.A. Clippers   | W 99-92         | 1-0   | Jan. 21 | @ Cleveland     | L 87-93        | 32-10 |
| Oct. 30 | Dallas          | L 80-94         | 1-1   | Jan. 22 | @ New York      | W 115-105      | 33-10 |
| Nov. 1  | Atlanta         | W 118-110       | 2-1   | Jan. 24 | @ Toronto       | L 105-106      | 33-11 |
| Nov. 3  | @ Oklahoma City | W 101-98 (OT)   | 3-1   | Jan. 26 | @ Washington    | W 115-103      | 34-11 |
| Nov. 4  | @ Houston       | W 103-102 (OT)  | 4-1   | Jan. 27 | @ Indiana       | W 118-96       | 35-11 |
| Nov. 6  | Memphis         | W 114-98        | 5-1   | Jan. 29 | @ Philadelphia  | W 99-91        | 36-11 |
| Nov. 8  | New Orleans     | W 104-88        | 6-1   | Jan. 31 | @ Boston        | W 90-89        | 37-11 |
| Nov. 12 | Phoenix         | W 121-102       | 7-1   | Feb. 1  | @ Memphis       | L 93-95        | 37-12 |
| Nov. 13 | @ Denver        | W 79-105        | 7-2   | Feb. 3  | Charlotte       | W 99-97        | 38-12 |
| Nov. 15 | Houston         | L 91-101        | 7-3   | Feb. 5  | Denver          | L 113-126      | 38-13 |
| Nov. 17 | Detroit         | W 106-93        | 8-3   | Feb. 6  | @ Portland      | W 99-82        | 39-13 |
| Nov. 19 | Chicago         | W 108-93        | 9-3   | Feb. 8  | San Antonio     | W 101-89       | 40-13 |
| Nov. 22 | Oklahoma City   | W 101-85        | 10-3  | Feb. 10 | @ Utah          | W 96-81        | 41-13 |
| Nov. 24 | New York        | W 100-90        | 11-3  | Feb. 16 | Golden State    | W 104-94       | 42-13 |
| Nov. 28 | @ Golden State  | W 130-97        | 12-3  | Feb. 18 | Boston          | L 86-87        | 42-14 |
| Nov. 29 | New Jersey      | W 106-87        | 13-3  | Feb. 23 | @ Memphis       | W 99-98        | 43-14 |
| Dec. 1  | New Orleans     | W 110-99        | 14-3  | Feb. 24 | @ Dallas        | L 96-101       | 43-15 |
| Dec. 4  | Miami           | W 108-107       | 15-3  | Feb. 26 | Philadelphia    | W 99-90        | 44-15 |
| Dec. 6  | Phoenix         | W 108-88        | 16-3  | Feb. 28 | Denver          | W 95-89        | 45-15 |
| Dec. 9  | Utah            | W 101-77        | 17-3  | Mar. 2  | Indiana         | W 122-99       | 46-15 |
| Dec. 11 | Minnesota       | W 104-92        | 18-3  | Mar. 4  | @ Miami         | L 111-114 (OT) | 46-16 |
| Dec. 12 | @ Utah          | L 94-102        | 18-4  | Mar. 5  | @ Charlotte     | W 83-98        | 46-17 |
| Dec. 15 | @ Chicago       | W 96-87         | 19-4  | Mar. 7  | @ Orlando       | L 94-96        | 46-18 |
| Dec. 16 | @ Milwaukee     | W 107-106 (OT)  | 20-4  | Mar. 9  | Toronto         | W 109-107      | 47-18 |
| Dec. 19 | @ New Jersey    | W 103-84        | 21-4  | Mar. 12 | @ Phoenix       | W 102-96       | 48-18 |
| Dec. 20 | @ Detroit       | W 93-81         | 22-4  | Mar. 15 | @ Golden State  | W 124-121      | 49-18 |
| Dec. 22 | Oklahoma City   | W 111-108       | 23-4  | Mar. 16 | @ Sacramento    | W 106-99       | 50-18 |
| Dec. 25 | Cleveland       | L 87-102        | 23-5  | Mar. 19 | Minnesota       | W 104-96       | 51-18 |
| Dec. 26 | @ Sacramento    | W 112-103 (2OT) | 24-5  | Mar. 21 | Washington      | W 99-92        | 52-18 |
| Dec. 28 | @ Phoenix       | L 103-118       | 24-6  | Mar. 24 | @ San Antonio   | W 92-83        | 53-18 |
| Dec. 29 | Golden State    | W 124-118       | 25-6  | Mar. 26 | @ Oklahoma City | L 75-91        | 53-19 |
| Jan. 1  | Sacramento      | W 109-108       | 26-6  | Mar. 27 | @ Houston       | W 109-101      | 54-19 |
| Jan. 3  | Dallas          | W 131-96        | 27-6  | Mar. 29 | @ New Orleans   | L 100-108      | 54-20 |
| Jan. 5  | Houston         | W 88-79         | 28-6  | Mar. 31 | @ Atlanta       | L 92-109       | 54-21 |
| Jan. 6  | @ L.A. Clippers | L 91-102        | 28-7  | Apr. 2  | Utah            | W 106-92       | 55-21 |
| Jan. 8  | @ Portland      | L 98-107        | 28-8  | Apr. 4  | San Antonio     | L 81-100       | 55-22 |
| Jan. 10 | Milwaukee       | W 95-77         | 29-8  | Apr. 8  | @ Denver        | L 96-98        | 55-23 |
| Jan. 12 | @ San Antonio   | L 85-105        | 29-9  | Apr. 9  | @ Minnesota     | W 97-88        | 56-23 |
| Jan. 13 | @ Dallas        | W 100-95        | 30-9  | Apr. 11 | Portland        | L 88-91        | 56-24 |
| Jan. 15 | L.A. Clippers   | W 126-86        | 31-9  | Apr. 13 | Sacramento      | W 106-100      | 57-24 |
| Jan. 18 | Orlando         | W 98-92         | 32-9  | Apr. 14 | @ L.A. Clippers | L 91-107       | 57-25 |







# 2010-11 LOS ANGELES LAKERS



## 57-25 - 1ST IN PACIFIC DIVISION

**Head Coach:** Phil Jackson  
**Standing:** Steve Blake, Shannon Brown, Luke Walton, Matt Barnes, Kobe Bryant, Derek Fisher  
**Seated:** Devin Ebanks, Joe Smith, Lamar Odom, Pau Gasol, Andrew Bynum, Theo Ratliff, Derrick Caracter, Metta World Peace  
**Not pictured:** Trey Johnson, Sasha Vujacic

### 2010-11 REGULAR SEASON STATISTICS / GAME-BY-GAME RESULTS

|             | G  | Min.  | FGM | FGA  | Pct. | FTM | FTA | Pct.  | REBOUNDS |      |      | Ast. | PF  | Dq. | Stl. | TO  | Bk. | SCORING |      |    |
|-------------|----|-------|-----|------|------|-----|-----|-------|----------|------|------|------|-----|-----|------|-----|-----|---------|------|----|
|             |    |       |     |      |      |     |     |       | Off.     | Def. | Tot. |      |     |     |      |     |     | Pts.    | Avg. | Hl |
| Bryant      | 82 | 27:79 | 740 | 1639 | .451 | 483 | 563 | .828  | 83       | 336  | 419  | 368  | 172 | 0   | 99   | 243 | 12  | 2078    | 25.3 | 42 |
| Gasol       | 82 | 30:37 | 593 | 1120 | .529 | 354 | 430 | .823  | 268      | 568  | 836  | 273  | 203 | 2   | 48   | 142 | 130 | 1541    | 18.8 | 34 |
| Odom        | 82 | 26:39 | 473 | 893  | .530 | 166 | 246 | .675  | 175      | 535  | 710  | 249  | 200 | 1   | 47   | 139 | 61  | 1180    | 14.4 | 29 |
| Bynum       | 54 | 15:00 | 237 | 413  | .574 | 138 | 209 | .660  | 170      | 338  | 508  | 73   | 140 | 1   | 19   | 74  | 106 | 612     | 11.3 | 22 |
| Brown       | 82 | 15:68 | 273 | 643  | .425 | 92  | 101 | .911  | 35       | 122  | 157  | 96   | 124 | 0   | 67   | 75  | 16  | 712     | 8.7  | 21 |
| World Peace | 82 | 24:10 | 261 | 658  | .397 | 92  | 136 | .676  | 100      | 167  | 267  | 175  | 181 | 1   | 124  | 90  | 36  | 697     | 8.5  | 24 |
| Fisher      | 82 | 22:97 | 206 | 529  | .389 | 83  | 103 | .806  | 14       | 138  | 152  | 224  | 192 | 0   | 99   | 70  | 8   | 558     | 6.8  | 19 |
| Barnes      | 53 | 10:20 | 131 | 279  | .470 | 60  | 77  | .779  | 73       | 155  | 228  | 71   | 127 | 0   | 39   | 58  | 22  | 356     | 6.7  | 24 |
| Johnson†    | 1  | 13    | 2   | 3    | .667 | 2   | 2   | 1.000 | 0        | 0    | 0    | 0    | 0   | 0   | 0    | 0   | 0   | 6       | 6.0  | 6  |
| Blake       | 79 | 15:81 | 110 | 306  | .359 | 26  | 30  | .867  | 19       | 137  | 156  | 170  | 99  | 0   | 40   | 73  | 3   | 319     | 4.0  | 14 |
| Ebanks      | 20 | 11:8  | 21  | 51   | .412 | 18  | 23  | .783  | 15       | 12   | 27   | 2    | 7   | 0   | 4    | 6   | 5   | 62      | 3.1  | 9  |
| Caracter    | 41 | 21:5  | 32  | 66   | .485 | 17  | 23  | .739  | 19       | 24   | 43   | 5    | 47  | 1   | 4    | 19  | 10  | 81      | 2.0  | 10 |
| Vujacic*    | 11 | 5:4   | 8   | 23   | .348 | 1   | 2   | .500  | 1        | 3    | 4    | 5    | 7   | 0   | 1    | 5   | 0   | 20      | 1.8  | 6  |
| Walton      | 54 | 4:84  | 38  | 116  | .328 | 7   | 10  | .700  | 9        | 58   | 67   | 62   | 38  | 0   | 31   | 4   | 91  | 1.7     | 9    |    |
| Smith†      | 12 | 4:4   | 2   | 12   | .167 | 2   | 2   | 1.000 | 2        | 16   | 18   | 3    | 10  | 0   | 0    | 3   | 4   | 6       | 0.5  | 2  |
| Ratliff     | 10 | 7:1   | 1   | 6    | .167 | 0   | 2   | .000  | 6        | 7    | 13   | 3    | 7   | 0   | 2    | 3   | 5   | 2       | 0.2  | 2  |

| DATE    | OPPONENT        | BOX SCORE | W / L | DATE    | OPPONENT        | BOX SCORE      | W / L |
|---------|-----------------|-----------|-------|---------|-----------------|----------------|-------|
| Oct. 26 | Houston         | W 112-110 | 1-0   | Jan. 16 | @ L.A. Clippers | L 92-99        | 30-12 |
| Oct. 29 | @ Phoenix       | W 114-106 | 2-0   | Jan. 17 | Oklahoma City   | W 101-94       | 31-12 |
| Oct. 31 | Golden State    | W 107-83  | 3-0   | Jan. 19 | @ Dallas        | L 100-109      | 31-13 |
| Nov. 2  | Memphis         | W 124-105 | 4-0   | Jan. 21 | @ Denver        | W 107-97       | 32-13 |
| Nov. 3  | @ Sacramento    | W 112-100 | 5-0   | Jan. 25 | Utah            | W 120-91       | 33-13 |
| Nov. 5  | Toronto         | W 108-103 | 6-0   | Jan. 28 | Sacramento      | L 95-100       | 33-14 |
| Nov. 7  | Portland        | W 121-96  | 7-0   | Jan. 30 | Boston          | L 96-109       | 33-15 |
| Nov. 9  | Minnesota       | W 99-94   | 8-0   | Feb. 1  | Houston         | W 114-106(OT)  | 34-15 |
| Nov. 11 | @ Denver        | L 112-118 | 8-1   | Feb. 3  | San Antonio     | L 88-89        | 34-16 |
| Nov. 14 | @ Phoenix       | L 116-121 | 8-2   | Feb. 5  | @ New Orleans   | W 101-95       | 35-16 |
| Nov. 16 | @ Milwaukee     | W 118-107 | 9-2   | Feb. 7  | @ Memphis       | W 93-84        | 36-16 |
| Nov. 17 | @ Detroit       | W 103-90  | 10-2  | Feb. 10 | @ Boston        | W 92-86        | 37-16 |
| Nov. 19 | @ Minnesota     | W 112-95  | 11-2  | Feb. 11 | @ New York      | W 113-96       | 38-16 |
| Nov. 21 | Golden State    | W 117-89  | 12-2  | Feb. 13 | @ Orlando       | L 75-89        | 38-17 |
| Nov. 23 | Chicago         | W 98-91   | 13-2  | Feb. 14 | @ Charlotte     | L 89-109       | 38-18 |
| Nov. 26 | @ Utah          | L 96-102  | 13-3  | Feb. 16 | @ Cleveland     | L 99-104       | 38-19 |
| Nov. 28 | Indiana         | L 92-95   | 13-4  | Feb. 22 | Atlanta         | W 104-80       | 39-19 |
| Nov. 30 | @ Memphis       | L 96-98   | 13-5  | Feb. 23 | @ Portland      | W 106-101(OT)  | 40-19 |
| Dec. 1  | @ Houston       | L 99-109  | 13-6  | Feb. 25 | L.A. Clippers   | W 108-95       | 41-19 |
| Dec. 3  | Sacramento      | W 113-80  | 14-6  | Feb. 27 | @ Oklahoma City | W 90-87        | 42-19 |
| Dec. 7  | Washington      | W 115-108 | 15-6  | Mar. 1  | @ Minnesota     | W 90-79        | 43-19 |
| Dec. 8  | @ L.A. Clippers | W 87-85   | 16-6  | Mar. 4  | Charlotte       | W 92-84        | 44-19 |
| Dec. 10 | @ Chicago       | L 84-88   | 16-7  | Mar. 6  | @ San Antonio   | W 96-83        | 45-19 |
| Dec. 12 | @ New Jersey    | W 99-92   | 17-7  | Mar. 8  | @ Atlanta       | W 101-87       | 46-19 |
| Dec. 14 | @ Washington    | W 103-89  | 18-7  | Mar. 10 | @ Miami         | L 88-94        | 46-20 |
| Dec. 15 | @ Indiana       | W 109-94  | 19-7  | Mar. 12 | @ Dallas        | W 96-91        | 47-20 |
| Dec. 17 | @ Philadelphia  | W 93-81   | 20-7  | Mar. 14 | Orlando         | W 97-84        | 48-20 |
| Dec. 19 | @ Toronto       | W 120-110 | 21-7  | Mar. 18 | Minnesota       | W 106-98       | 49-20 |
| Dec. 21 | Milwaukee       | L 79-98   | 21-8  | Mar. 20 | Portland        | W 84-80        | 50-20 |
| Dec. 25 | Miami           | L 80-96   | 21-9  | Mar. 22 | Phoenix         | W 139-137(3OT) | 51-20 |
| Dec. 28 | @ San Antonio   | L 82-97   | 21-10 | Mar. 25 | L.A. Clippers   | W 112-104      | 52-20 |
| Dec. 29 | @ New Orleans   | W 103-88  | 22-10 | Mar. 27 | New Orleans     | W 102-84       | 53-20 |
| Dec. 31 | Philadelphia    | W 102-98  | 23-10 | Mar. 31 | Dallas          | W 110-82       | 54-20 |
| Jan. 2  | Memphis         | L 85-104  | 23-11 | Apr. 1  | @ Utah          | W 96-85        | 55-20 |
| Jan. 4  | Detroit         | W 108-83  | 24-11 | Apr. 3  | Utah            | L 90-95        | 55-21 |
| Jan. 5  | @ Phoenix       | W 99-95   | 25-11 | Apr. 5  | Denver          | L 85-86        | 55-22 |
| Jan. 7  | New Orleans     | W 101-97  | 26-11 | Apr. 6  | @ Golden State  | L 87-95        | 55-23 |
| Jan. 9  | New York        | W 109-87  | 27-11 | Apr. 8  | @ Portland      | L 86-93        | 55-24 |
| Jan. 11 | Cleveland       | W 112-57  | 28-11 | Apr. 10 | Oklahoma City   | L 106-120      | 55-25 |
| Jan. 12 | @ Golden State  | W 115-110 | 29-11 | Apr. 12 | San Antonio     | W 102-93       | 56-25 |
| Jan. 14 | New Jersey      | W 100-88  | 30-11 | Apr. 13 | @ Sacramento    | W 116-108(OT)  | 57-25 |





**41-25 - 1ST IN PACIFIC DIVISION**

**Head Coach:** Mike Brown  
**Standing:** Steve Blake, Darius Morris, Metta World Peace, Kobe Bryant, Ramon Sessions, Andrew Goudelock  
**Seated:** Matt Barnes, Jordan Hill, Troy Murphy, Pau Gasol, Andrew Bynum, Josh McRoberts, Devin Ebanks, Christian Eyenga



**2011-2012 REGULAR SEASON STATISTICS / GAME-BY-GAME RESULTS**

|             | G  | Min. | FGM | FGA  | Pct. | FTM | FTA | Pct.  | REBOUNDS |      |      |      |     | Dq. | Stl. | TO  | Blk. | SCORING |      |    |
|-------------|----|------|-----|------|------|-----|-----|-------|----------|------|------|------|-----|-----|------|-----|------|---------|------|----|
|             |    |      |     |      |      |     |     |       | Off.     | Def. | Tot. | Ast. | PF  |     |      |     |      | Pts.    | Avg. | Hi |
| Bryant      | 58 | 2232 | 574 | 1336 | .430 | 381 | 451 | .845  | 66       | 247  | 313  | 264  | 105 | 0   | 69   | 204 | 18   | 1616    | 27.9 | 48 |
| Bynum       | 60 | 2112 | 444 | 796  | .558 | 338 | 692 | .692  | 192      | 517  | 709  | 85   | 104 | 0   | 27   | 152 | 116  | 1123    | 18.7 | 37 |
| Gasol       | 65 | 2430 | 459 | 917  | .501 | 204 | 261 | .782  | 183      | 495  | 678  | 238  | 127 | 0   | 37   | 142 | 88   | 1129    | 17.4 | 30 |
| Sessions†   | 23 | 701  | 101 | 211  | .479 | 72  | 101 | .713  | 14       | 73   | 87   | 142  | 37  | 0   | 17   | 59  | 2    | 291     | 12.7 | 23 |
| Barnes      | 63 | 1440 | 175 | 387  | .452 | 95  | 128 | .742  | 97       | 247  | 344  | 126  | 152 | 2   | 65   | 73  | 48   | 491     | 7.8  | 24 |
| World Peace | 64 | 1720 | 183 | 465  | .394 | 71  | 115 | .617  | 71       | 147  | 218  | 140  | 137 | 1   | 69   | 69  | 27   | 493     | 7.7  | 26 |
| Fisher*     | 43 | 1101 | 92  | 240  | .383 | 44  | 53  | .830  | 10       | 82   | 92   | 142  | 85  | 1   | 40   | 58  | 3    | 252     | 5.9  | 15 |
| Blake       | 53 | 1237 | 101 | 268  | .377 | 21  | 27  | .778  | 9        | 76   | 85   | 174  | 75  | 0   | 39   | 72  | 2    | 276     | 5.2  | 17 |
| Hill†       | 7  | 82   | 14  | 30   | .467 | 5   | 8   | .625  | 14       | 17   | 31   | 2    | 11  | 0   | 5    | 7   | 6    | 33      | 4.7  | 14 |
| Goudelock   | 40 | 419  | 68  | 174  | .391 | 11  | 12  | .917  | 5        | 26   | 31   | 20   | 32  | 0   | 4    | 21  | 0    | 175     | 4.4  | 14 |
| Ebanks      | 24 | 396  | 37  | 89   | .416 | 23  | 35  | .657  | 26       | 28   | 54   | 12   | 26  | 0   | 11   | 18  | 6    | 97      | 4.0  | 14 |
| Murphy      | 59 | 956  | 77  | 171  | .450 | 6   | 9   | .667  | 40       | 151  | 191  | 51   | 98  | 1   | 15   | 26  | 16   | 188     | 3.2  | 12 |
| McRoberts   | 50 | 718  | 56  | 118  | .475 | 23  | 36  | .639  | 61       | 110  | 171  | 51   | 74  | 0   | 15   | 31  | 18   | 138     | 2.8  | 16 |
| Eyenga†     | 1  | 19   | 3   | 6    | .500 | 2   | 2   | 1.000 | 1        | 1    | 2    | 1    | 0   | 0   | 1    | 1   | 8    | 8.0     | 8    |    |
| Morris      | 19 | 169  | 18  | 42   | .429 | 6   | 9   | .667  | 2        | 14   | 16   | 21   | 16  | 0   | 2    | 19  | 0    | 46      | 2.4  | 9  |
| Kapono*     | 27 | 269  | 21  | 55   | .382 | 4   | 4   | 1.000 | 2        | 12   | 14   | 11   | 21  | 0   | 3    | 6   | 0    | 54      | 2.0  | 9  |
| Walton*     | 9  | 65   | 6   | 14   | .429 | 0   | 0   | ---   | 6        | 8    | 14   | 5    | 9   | 0   | 2    | 2   | 0    | 12      | 1.3  | 6  |

| DATE    | OPPONENT        | BOX SCORE   | W / L | DATE    | OPPONENT        | BOX SCORE      | W / L |
|---------|-----------------|-------------|-------|---------|-----------------|----------------|-------|
| Dec. 25 | Chicago         | L 87-88     | 0-1   | Mar. 13 | @ Memphis       | W 116-111(2OT) | 26-16 |
| Dec. 26 | @ Sacramento    | L 91-100    | 0-2   | Mar. 14 | @ New Orleans   | W 107-101(OT)  | 27-16 |
| Dec. 27 | Utah            | W 96-71     | 1-2   | Mar. 16 | Minnesota       | W 97-92        | 28-17 |
| Dec. 29 | New York        | W 99-82     | 2-2   | Mar. 18 | Utah            | L 99-103       | 28-18 |
| Dec. 31 | Denver          | W 92-89     | 3-2   | Mar. 20 | @ Houston       | L 104-107      | 28-18 |
| Jan. 1  | @ Denver        | L 90-99     | 3-3   | Mar. 21 | @ Dallas        | W 109-93       | 29-18 |
| Jan. 3  | Houston         | W 108-99    | 4-3   | Mar. 23 | Portland        | W 103-96       | 30-18 |
| Jan. 5  | @ Portland      | L 96-107    | 4-4   | Mar. 25 | Memphis         | L 96-102       | 30-19 |
| Jan. 6  | Golden State    | W 97-90     | 5-4   | Mar. 27 | @ Golden State  | W 104-101      | 31-19 |
| Jan. 8  | Memphis         | W 90-82     | 6-4   | Mar. 29 | Oklahoma City   | L 93-102       | 31-20 |
| Jan. 10 | Phoenix         | W 99-83     | 7-4   | Mar. 31 | New Orleans     | W 88-85        | 32-20 |
| Jan. 11 | @ Utah          | W 90-87(OT) | 8-4   | Apr. 1  | Golden State    | W 120-112      | 33-20 |
| Jan. 13 | Cleveland       | W 97-92     | 9-4   | Apr. 3  | New Jersey      | W 91-87        | 34-20 |
| Jan. 14 | @ L.A. Clippers | L 94-102    | 9-5   | Apr. 4  | @ L.A. Clippers | W 113-108      | 35-20 |
| Jan. 16 | Dallas          | W 73-70     | 10-5  | Apr. 6  | Houston         | L 107-112      | 35-21 |
| Jan. 19 | @ Miami         | L 87-98     | 10-6  | Apr. 7  | @ Phoenix       | L 105-125      | 35-22 |
| Jan. 20 | @ Orlando       | L 80-92     | 10-7  | Apr. 9  | @ New Orleans   | W 93-91        | 36-22 |
| Jan. 22 | Indiana         | L 96-98     | 10-8  | Apr. 11 | @ San Antonio   | W 98-84        | 37-22 |
| Jan. 25 | L.A. Clippers   | W 96-91     | 11-8  | Apr. 13 | Denver          | W 103-97       | 38-22 |
| Jan. 28 | @ Milwaukee     | L 89-100    | 11-9  | Apr. 15 | Dallas          | W 112-108(OT)  | 39-22 |
| Jan. 29 | @ Minnesota     | W 106-101   | 12-9  | Apr. 17 | San Antonio     | L 91-112       | 39-23 |
| Jan. 31 | Charlotte       | W 106-73    | 13-9  | Apr. 18 | @ Golden State  | W 92-87        | 40-23 |
| Feb. 3  | @ Denver        | W 93-89     | 14-9  | Apr. 20 | @ San Antonio   | L 97-121       | 40-24 |
| Feb. 4  | @ Utah          | L 87-96     | 14-10 | Apr. 22 | Oklahoma City   | W 114-106(2OT) | 41-24 |
| Feb. 6  | @ Philadelphia  | L 90-95     | 14-11 | Apr. 26 | @ Sacramento    | L 96-113       | 41-25 |
| Feb. 9  | @ Boston        | W 88-87(OT) | 15-11 |         |                 |                |       |
| Feb. 10 | @ New York      | L 85-92     | 15-12 |         |                 |                |       |
| Feb. 12 | @ Toronto       | W 94-92     | 16-12 |         |                 |                |       |
| Feb. 14 | Atlanta         | W 86-78     | 17-12 |         |                 |                |       |
| Feb. 17 | Phoenix         | W 111-99    | 18-12 |         |                 |                |       |
| Feb. 19 | @ Phoenix       | L 90-102    | 18-13 |         |                 |                |       |
| Feb. 20 | Portland        | W 103-92    | 19-13 |         |                 |                |       |
| Feb. 22 | @ Dallas        | W 96-91     | 20-13 |         |                 |                |       |
| Feb. 23 | @ Oklahoma City | L 85-100    | 20-14 |         |                 |                |       |
| Feb. 29 | Minnesota       | W 104-85    | 21-14 |         |                 |                |       |
| Mar. 2  | Sacramento      | W 115-107   | 22-14 |         |                 |                |       |
| Mar. 4  | Miami           | W 93-83     | 23-14 |         |                 |                |       |
| Mar. 6  | @ Detroit       | L 85-88(OT) | 23-15 |         |                 |                |       |
| Mar. 7  | @ Washington    | L 101-106   | 23-16 |         |                 |                |       |
| Mar. 9  | @ Minnesota     | W 105-102   | 24-16 |         |                 |                |       |
| Mar. 11 | Boston          | W 97-94     | 25-16 |         |                 |                |       |

\* Finished season with another team. † Totals with Lakers only.



# 2012-13 LOS ANGELES LAKERS



## 45-37 - 3RD IN PACIFIC DIVISION

**Head Coach:** Mike D'Antoni  
**Standing:** Steve Blake, Jodie Meeks, Darius Morris, Chris Duhon, Steve Nash  
**Seated:** Kobe Bryant, Antawn Jamison, Earl Clark, Dwight Howard, Pau Gasol, Robert Sacre, Jordan Hill, Devin Ebanks, Metta World Peace  
**Not pictured:** Andrew Goudelock

### 2012-13 REGULAR SEASON STATISTICS / GAME-BY-GAME RESULTS

|               | G  | Min. | FGM | FGA  | Pct. | FTM | FTA | Pct. | REBOUNDS |      |      |      | SCORING |     |      |     |      |      |      |    |
|---------------|----|------|-----|------|------|-----|-----|------|----------|------|------|------|---------|-----|------|-----|------|------|------|----|
|               |    |      |     |      |      |     |     |      | Off.     | Def. | Tot. | Ast. | PF      | Dq. | Stl. | TO  | Blk. | Pts. | Avg. | Hl |
| Bryant        | 78 | 3013 | 738 | 1595 | .463 | 525 | 626 | .839 | 66       | 367  | 433  | 469  | 173     | 0   | 106  | 287 | 25   | 2133 | 27.3 | 47 |
| Howard        | 76 | 2722 | 470 | 813  | .578 | 355 | 721 | .492 | 251      | 694  | 945  | 408  | 291     | 5   | 84   | 225 | 186  | 1296 | 17.1 | 39 |
| Gasol         | 49 | 1655 | 270 | 579  | .466 | 125 | 178 | .702 | 111      | 310  | 421  | 200  | 93      | 0   | 24   | 104 | 61   | 673  | 13.7 | 26 |
| Nash          | 50 | 1627 | 236 | 475  | .497 | 107 | 116 | .922 | 26       | 116  | 142  | 333  | 70      | 0   | 30   | 126 | 5    | 636  | 12.7 | 22 |
| World Peace   | 75 | 2530 | 332 | 824  | .403 | 124 | 169 | .734 | 101      | 271  | 372  | 112  | 198     | 4   | 122  | 98  | 42   | 929  | 12.4 | 24 |
| Jamison       | 76 | 1636 | 267 | 575  | .464 | 94  | 136 | .691 | 109      | 253  | 362  | 50   | 124     | 1   | 30   | 53  | 22   | 712  | 9.4  | 33 |
| Meeks         | 78 | 1663 | 205 | 530  | .387 | 86  | 96  | .896 | 37       | 134  | 171  | 69   | 103     | 0   | 58   | 52  | 5    | 618  | 7.9  | 24 |
| Blake         | 45 | 1175 | 114 | 270  | .422 | 27  | 35  | .771 | 21       | 111  | 132  | 173  | 83      | 2   | 34   | 62  | 6    | 327  | 7.3  | 24 |
| Clark         | 59 | 1363 | 170 | 386  | .440 | 53  | 76  | .697 | 82       | 243  | 325  | 65   | 102     | 0   | 36   | 62  | 14   | 428  | 7.3  | 22 |
| Hill          | 29 | 458  | 77  | 155  | .497 | 40  | 61  | .656 | 82       | 84   | 166  | 13   | 55      | 0   | 8    | 26  | 19   | 194  | 6.7  | 17 |
| Morris        | 48 | 683  | 73  | 188  | .388 | 24  | 37  | .649 | 24       | 33   | 57   | 76   | 58      | 0   | 21   | 45  | 2    | 194  | 4.0  | 15 |
| Ebanks        | 19 | 197  | 24  | 73   | .329 | 11  | 14  | .786 | 10       | 31   | 41   | 10   | 23      | 0   | 3    | 11  | 1    | 65   | 3.4  | 15 |
| Duhon         | 46 | 820  | 47  | 123  | .382 | 6   | 13  | .462 | 11       | 57   | 68   | 133  | 56      | 0   | 20   | 40  | 1    | 133  | 2.9  | 14 |
| Sacre         | 32 | 203  | 18  | 48   | .375 | 7   | 11  | .636 | 9        | 25   | 34   | 6    | 38      | 1   | 0    | 10  | 10   | 43   | 1.3  | 10 |
| Goudelock     | 1  | 6    | 0   | 2    | .000 | 0   | 0   | ---  | 1        | 0    | 1    | 0    | 0       | 0   | 0    | 0   | 0    | 0    | 0.0  | 0  |
| Johnson-Odom* | 4  | 6    | 0   | 2    | .000 | 0   | 0   | ---  | 1        | 3    | 4    | 1    | 0       | 0   | 0    | 0   | 0    | 0    | 0.0  | 0  |

| DATE    | OPPONENT        | BOX SCORE     | W / L | DATE    | OPPONENT        | BOX SCORE     | W / L |
|---------|-----------------|---------------|-------|---------|-----------------|---------------|-------|
| Oct. 30 | Dallas          | L 91-99       | 0-1   | Jan. 23 | @ Memphis       | L 93-106      | 17-25 |
| Oct. 31 | @ Portland      | L 106-116     | 0-2   | Jan. 25 | Utah            | W 102-84      | 18-25 |
| Nov. 2  | L.A. Clippers   | L 95-105      | 0-3   | Jan. 27 | Oklahoma City   | W 105-96      | 19-25 |
| Nov. 4  | Detroit         | W 108-79      | 1-3   | Jan. 29 | New Orleans     | W 111-106     | 20-25 |
| Nov. 7  | @ Utah          | L 86-95       | 1-4   | Jan. 30 | @ Phoenix       | L 86-92       | 20-26 |
| Nov. 9  | Golden State    | W 101-77      | 2-4   | Feb. 1  | @ Minnesota     | W 111-100     | 21-26 |
| Nov. 11 | Sacramento      | W 103-90      | 3-4   | Feb. 3  | @ Detroit       | W 98-97       | 22-26 |
| Nov. 13 | San Antonio     | L 92-84       | 3-5   | Feb. 5  | @ Brooklyn      | W 92-83       | 23-26 |
| Nov. 16 | Phoenix         | W 114-102     | 4-5   | Feb. 7  | @ Boston        | L 95-116      | 23-27 |
| Nov. 18 | Houston         | W 119-108     | 5-5   | Feb. 8  | @ Charlotte     | W 100-93      | 24-27 |
| Nov. 20 | Brooklyn        | W 95-90       | 6-5   | Feb. 10 | @ Miami         | L 97-107      | 24-28 |
| Nov. 21 | @ Sacramento    | L 97-113      | 6-6   | Feb. 12 | Phoenix         | W 91-85       | 25-28 |
| Nov. 23 | @ Memphis       | L 98-106      | 6-7   | Feb. 14 | L.A. Clippers   | L 101-125     | 25-29 |
| Nov. 24 | @ Dallas        | W 115-89      | 7-7   | Feb. 20 | Boston          | W 113-99      | 26-29 |
| Nov. 27 | Indiana         | L 103-113     | 7-8   | Feb. 22 | Portland        | W 111-107     | 27-29 |
| Nov. 30 | Denver          | W 122-103     | 8-8   | Feb. 24 | @ Dallas        | W 103-99      | 28-29 |
| Dec. 2  | @ Orlando       | L 103-113     | 8-9   | Feb. 25 | @ Denver        | L 108-119     | 28-30 |
| Dec. 4  | @ Houston       | L 105-107     | 8-10  | Feb. 28 | Minnesota       | W 116-94      | 29-30 |
| Dec. 5  | @ New Orleans   | W 103-87      | 9-10  | Mar. 3  | Atlanta         | W 99-98       | 30-30 |
| Dec. 7  | @ Oklahoma City | L 108-114     | 9-11  | Mar. 5  | @ Oklahoma City | L 105-122     | 30-31 |
| Dec. 9  | Utah            | L 110-117     | 9-12  | Mar. 6  | @ New Orleans   | W 108-102     | 31-31 |
| Dec. 11 | @ Cleveland     | L 94-100      | 9-13  | Mar. 8  | Toronto         | W 118-116(OT) | 32-31 |
| Dec. 13 | @ New York      | L 107-116     | 9-14  | Mar. 10 | Chicago         | W 90-81       | 33-31 |
| Dec. 14 | @ Washington    | W 102-96      | 10-14 | Mar. 12 | @ Orlando       | W 106-97      | 34-31 |
| Dec. 16 | @ Philadelphia  | W 111-98      | 11-14 | Mar. 13 | @ Atlanta       | L 92-96       | 34-32 |
| Dec. 18 | Charlotte       | W 101-100     | 12-14 | Mar. 15 | @ Indiana       | W 99-93       | 35-32 |
| Dec. 22 | @ Golden State  | W 118-115(OT) | 13-14 | Mar. 17 | Sacramento      | W 113-102     | 36-32 |
| Dec. 25 | New York        | W 100-94      | 14-14 | Mar. 18 | @ Phoenix       | L 76-99       | 36-33 |
| Dec. 26 | @ Denver        | L 114-126     | 14-15 | Mar. 22 | Washington      | L 100-103     | 36-34 |
| Dec. 28 | Portland        | W 104-87      | 15-15 | Mar. 25 | @ Golden State  | L 103-109     | 36-35 |
| Jan. 1  | Philadelphia    | L 99-103      | 15-16 | Mar. 27 | @ Minnesota     | W 120-117     | 37-35 |
| Jan. 4  | @ L.A. Clippers | L 102-107     | 15-17 | Mar. 28 | @ Milwaukee     | L 103-113     | 37-36 |
| Jan. 6  | Denver          | L 105-112     | 15-18 | Mar. 30 | @ Sacramento    | W 103-98      | 38-36 |
| Jan. 8  | @ Houston       | L 112-125     | 15-19 | Apr. 2  | Dallas          | W 101-81      | 39-36 |
| Jan. 9  | @ San Antonio   | L 105-108     | 15-20 | Apr. 5  | Memphis         | W 86-84       | 40-36 |
| Jan. 11 | Oklahoma City   | L 101-116     | 15-21 | Apr. 7  | @ L.A. Clippers | L 95-109      | 40-37 |
| Jan. 13 | Cleveland       | W 113-93      | 16-21 | Apr. 9  | New Orleans     | W 104-96      | 41-37 |
| Jan. 15 | Milwaukee       | W 104-88      | 17-21 | Apr. 10 | @ Portland      | W 113-106     | 42-37 |
| Jan. 17 | Miami           | L 90-99       | 17-22 | Apr. 12 | Golden State    | W 118-116     | 43-37 |
| Jan. 20 | @ Toronto       | L 103-108     | 17-23 | Apr. 14 | San Antonio     | W 91-86       | 44-37 |
| Jan. 21 | @ Chicago       | L 83-95       | 17-24 | Apr. 17 | Houston         | W 99-95 (OT)  | 45-37 |



# 2013-14 LOS ANGELES LAKERS



## 27-55 - 5TH IN PACIFIC DIVISION

**Head Coach:** Mike D'Antoni  
**Standing:** Jordan Farmer, MarShon Brooks, Kendall Marshall, Jodie Meeks, Steve Nash  
**Seated:** Kobe Bryant, Wesley Johnson, Ryan Kelly, Chris Kaman, Pau Gasol, Robert Sacre, Kent Bazemore, Nick Young, Xavier Henry  
**Not pictured:** Jordan Hill



### 2013-14 REGULAR SEASON STATISTICS / GAME-BY-GAME RESULTS

|            | G  | Min. | FGM | FGA | Pct. | FTM | FTA | Pct. | REBOUNDS |      | Ast. | PF  | Dq. | Stl. | TO | Blk. | SCORING |      |      |    |
|------------|----|------|-----|-----|------|-----|-----|------|----------|------|------|-----|-----|------|----|------|---------|------|------|----|
|            |    |      |     |     |      |     |     |      | Off.     | Def. |      |     |     |      |    |      | Pts.    | Avg. | Hi   |    |
| Young      | 64 | 1810 | 387 | 889 | .435 | 235 | 285 | .825 | 29       | 137  | 166  | 95  | 156 | 2    | 46 | 95   | 12      | 1144 | 17.9 | 41 |
| Gasol      | 60 | 1884 | 425 | 885 | .480 | 187 | 254 | .736 | 124      | 456  | 580  | 201 | 124 | 0    | 27 | 141  | 92      | 1041 | 17.4 | 29 |
| Meeks      | 77 | 2556 | 413 | 892 | .463 | 221 | 258 | .857 | 30       | 164  | 194  | 138 | 119 | 0    | 11 | 11   | 4       | 1209 | 15.7 | 42 |
| Bryant     | 6  | 177  | 31  | 73  | .425 | 18  | 21  | .857 | 2        | 24   | 26   | 38  | 9   | 0    | 7  | 34   | 1       | 83   | 13.8 | 21 |
| Bazemore†  | 23 | 643  | 111 | 246 | .451 | 47  | 73  | .644 | 5        | 72   | 77   | 71  | 60  | 0    | 31 | 51   | 7       | 302  | 13.1 | 23 |
| Kaman      | 39 | 736  | 176 | 346 | .509 | 52  | 68  | .765 | 54       | 175  | 229  | 58  | 93  | 1    | 11 | 74   | 40      | 404  | 10.4 | 28 |
| Farmer     | 41 | 912  | 151 | 364 | .415 | 44  | 59  | .746 | 20       | 84   | 104  | 199 | 65  | 0    | 38 | 95   | 8       | 416  | 10.1 | 30 |
| Henry      | 43 | 908  | 144 | 345 | .417 | 116 | 177 | .655 | 25       | 89   | 114  | 51  | 79  | 0    | 44 | 57   | 7       | 432  | 10.0 | 27 |
| Hill       | 72 | 1500 | 286 | 521 | .549 | 124 | 181 | .685 | 194      | 341  | 535  | 54  | 172 | 2    | 29 | 75   | 64      | 696  | 9.7  | 28 |
| Blake*     | 27 | 891  | 88  | 233 | .378 | 28  | 35  | .800 | 8        | 95   | 103  | 205 | 49  | 0    | 34 | 71   | 2       | 256  | 9.5  | 19 |
| Johnson    | 79 | 2240 | 277 | 651 | .426 | 61  | 77  | .792 | 70       | 278  | 348  | 124 | 207 | 1    | 86 | 90   | 77      | 715  | 9.1  | 27 |
| M. Harris* | 9  | 180  | 28  | 70  | .400 | 10  | 12  | .833 | 7        | 27   | 34   | 11  | 10  | 0    | 4  | 9    | 1       | 73   | 8.1  | 19 |
| Kelly      | 59 | 1312 | 157 | 371 | .423 | 110 | 135 | .815 | 42       | 177  | 219  | 95  | 147 | 0    | 32 | 47   | 45      | 472  | 8.0  | 26 |
| Marshall   | 54 | 1564 | 170 | 419 | .406 | 19  | 36  | .528 | 15       | 140  | 155  | 477 | 76  | 0    | 48 | 150  | 4       | 430  | 8.0  | 20 |
| Nash       | 15 | 313  | 36  | 94  | .383 | 22  | 24  | .917 | 4        | 25   | 29   | 86  | 18  | 0    | 7  | 31   | 2       | 102  | 6.8  | 19 |
| Brooks†    | 18 | 228  | 43  | 88  | .489 | 18  | 26  | .692 | 8        | 22   | 30   | 21  | 16  | 0    | 12 | 17   | 3       | 115  | 6.4  | 23 |
| Williams*  | 36 | 751  | 73  | 192 | .380 | 14  | 20  | .700 | 25       | 142  | 167  | 30  | 93  | 2    | 19 | 21   | 30      | 202  | 5.6  | 20 |
| Sacre      | 65 | 1089 | 143 | 300 | .477 | 64  | 94  | .681 | 82       | 172  | 254  | 51  | 134 | 2    | 24 | 44   | 47      | 350  | 5.4  | 15 |
| E. Harris* | 2  | 11   | 0   | 1   | .000 | 0   | 0   | ---  | 1        | 0    | 1    | 0   | 0   | 0    | 1  | 0    | 0       | 0    | 0    | 0  |

| DATE    | OPPONENT       | BOX SCORE | W / L | DATE    | OPPONENT       | BOX SCORE     | W / L |
|---------|----------------|-----------|-------|---------|----------------|---------------|-------|
| Oct. 29 | L.A. CLIPPERS  | L 116-103 | 1-0   | Jan. 20 | @Chicago       | L 100-102(OT) | 16-26 |
| Oct. 30 | @Golden State  | L 94-125  | 1-1   | Jan. 23 | @Miami         | L 102-109     | 16-27 |
| Nov. 1  | SAN ANTONIO    | L 85-91   | 1-2   | Jan. 24 | @Orlando       | L 105-114     | 16-28 |
| Nov. 3  | ATLANTA        | L 105-103 | 2-2   | Jan. 26 | @New York      | L 103-110     | 16-29 |
| Nov. 5  | @Dallas        | L 104-123 | 2-3   | Jan. 28 | INDIANA        | L 92-104      | 16-30 |
| Nov. 7  | @Houston       | L 99-98   | 3-3   | Jan. 31 | CHARLOTTE      | L 100-110     | 16-31 |
| Nov. 8  | @New Orleans   | L 85-96   | 3-4   | Feb. 4  | @Minnesota     | L 99-109      | 16-32 |
| Nov. 10 | MINNESOTA      | L 90-113  | 3-5   | Feb. 5  | @Cleveland     | W 119-108     | 17-32 |
| Nov. 12 | NEW ORLEANS    | W 116-95  | 4-5   | Feb. 7  | @Philadelphia  | W 112-98      | 18-32 |
| Nov. 13 | @Denver        | L 99-111  | 4-6   | Feb. 9  | CHICAGO        | L 86-92       | 18-33 |
| Nov. 15 | MEMPHIS        | L 86-89   | 4-7   | Feb. 11 | UTAH           | L 79-96       | 18-34 |
| Nov. 17 | DETROIT        | W 114-99  | 5-7   | Feb. 13 | OKLAHOMA CITY  | L 103-107     | 18-35 |
| Nov. 22 | GOLDEN STATE   | W 102-95  | 6-7   | Feb. 19 | HOUSTON        | L 108-134     | 18-36 |
| Nov. 24 | SACRAMENTO     | W 100-86  | 7-7   | Feb. 21 | INDIANA        | W 101-92      | 19-36 |
| Nov. 26 | @Washington    | L 111-116 | 7-8   | Feb. 23 | BROOKLYN       | L 102-108     | 19-37 |
| Nov. 27 | @Brooklyn      | W 99-94   | 8-8   | Feb. 25 | @Indiana       | L 98-118      | 19-38 |
| Nov. 29 | @Detroit       | W 106-102 | 9-8   | Feb. 26 | @Memphis       | L 103-108     | 19-39 |
| Dec. 1  | PORTLAND       | L 108-114 | 9-9   | Feb. 28 | SACRAMENTO     | W 126-122     | 20-39 |
| Dec. 6  | @Sacramento    | W 106-100 | 10-9  | Mar. 3  | @Portland      | W 107-106     | 21-39 |
| Dec. 8  | TORONTO        | L 94-106  | 10-10 | Mar. 4  | NEW ORLEANS    | L 125-132     | 21-40 |
| Dec. 10 | PHOENIX        | L 108-114 | 10-11 | Mar. 6  | L.A. CLIPPERS  | L 94-142      | 21-41 |
| Dec. 13 | @Oklahoma City | L 97-122  | 10-12 | Mar. 7  | @Memphis       | L 126-134     | 21-42 |
| Dec. 14 | @Charlotte     | W 88-85   | 11-12 | Mar. 9  | OKLAHOMA CITY  | W 114-110     | 22-42 |
| Dec. 16 | @Atlanta       | L 100-114 | 11-13 | Mar. 13 | @Oklahoma City | L 102-131     | 22-43 |
| Dec. 17 | @Memphis       | W 96-92   | 12-13 | Mar. 14 | @San Antonio   | L 85-119      | 22-44 |
| Dec. 20 | MINNESOTA      | W 104-91  | 13-13 | Mar. 19 | SAN ANTONIO    | L 109-125     | 22-45 |
| Dec. 21 | @Golden State  | L 83-102  | 13-14 | Mar. 21 | WASHINGTON     | L 107-117     | 22-46 |
| Dec. 23 | @Phoenix       | L 90-117  | 13-15 | Mar. 23 | ORLANDO        | W 103-94      | 23-46 |
| Dec. 25 | MIAMI          | L 95-101  | 13-16 | Mar. 25 | NEW YORK       | W 127-96      | 24-46 |
| Dec. 27 | @Utah          | L 103-105 | 13-17 | Mar. 27 | @Milwaukee     | L 105-108     | 24-47 |
| Dec. 29 | PHILADELPHIA   | L 104-111 | 13-18 | Mar. 28 | @Minnesota     | L 107-143     | 24-48 |
| Dec. 31 | MILWAUKEE      | L 79-94   | 13-19 | Mar. 30 | PHOENIX        | W 115-99      | 25-48 |
| Jan. 3  | UTAH           | W 110-99  | 14-19 | Apr. 1  | PORTLAND       | L 112-124     | 25-49 |
| Jan. 5  | DENVER         | L 115-137 | 14-20 | Apr. 2  | @Sacramento    | L 102-107     | 25-50 |
| Jan. 7  | @Dallas        | L 97-110  | 14-21 | Apr. 4  | DALLAS         | L 95-107      | 25-51 |
| Jan. 8  | @Houston       | L 99-113  | 14-22 | Apr. 6  | @L.A. Clippers | L 97-120      | 25-52 |
| Jan. 10 | @L.A. Clippers | L 87-123  | 14-23 | Apr. 8  | HOUSTON        | L 130-145     | 25-53 |
| Jan. 14 | CLEVELAND      | L 118-120 | 14-24 | Apr. 11 | GOLDEN STATE   | L 95-112      | 25-54 |
| Jan. 15 | @Phoenix       | L 114-121 | 14-25 | Apr. 13 | MEMPHIS        | L 90-102      | 25-55 |
| Jan. 17 | @Boston        | W 107-104 | 15-25 | Apr. 14 | @Utah          | W 119-104     | 26-55 |
| Jan. 19 | @Toronto       | W 112-106 | 16-25 | Apr. 16 | @San Antonio   | W 113-100     | 27-55 |

\* Did not finish season on Laker roster. † Totals with Lakers only.



# 2014-15 LOS ANGELES LAKERS



## 21-61 - 5TH IN PACIFIC DIVISION

**Head Coach:** Byron Scott  
**Standing:** Jeremy Lin, Jabari Brown, Jordan Clarkson, Kobe Bryant, Wayne Ellington, Ronnie Price  
**Seated:** Wesley Johnson, Julius Randle, Tarik Black, Ryan Kelly, Robert Sacre, Jordan Hill, Ed Davis, Carlos Boozer, Nick Young  
**Not pictured:** Vander Blue

### 2014-15 REGULAR SEASON STATISTICS / GAME-BY-GAME RESULTS

|           | G  | Min. | FGM | FGA | Pct. | FTM | FTA | Pct. | REBOUNDS |      |      | SCORING |     |     |      |     |      |      |      |    |
|-----------|----|------|-----|-----|------|-----|-----|------|----------|------|------|---------|-----|-----|------|-----|------|------|------|----|
|           |    |      |     |     |      |     |     |      | Off.     | Def. | Tot. | Ast.    | PF  | Dq. | Stl. | TO  | Blk. | Pts. | Avg. | HI |
| Bryant    | 35 | 1207 | 266 | 713 | .373 | 196 | 241 | .813 | 26       | 173  | 199  | 197     | 65  | 0   | 47   | 128 | 7    | 782  | 22.3 | 44 |
| Young     | 42 | 1000 | 174 | 476 | .366 | 132 | 148 | .892 | 17       | 79   | 96   | 41      | 83  | 0   | 23   | 44  | 11   | 563  | 13.4 | 29 |
| Hill      | 70 | 1874 | 357 | 777 | .459 | 124 | 168 | .738 | 174      | 382  | 556  | 103     | 164 | 2   | 34   | 106 | 52   | 841  | 12.0 | 26 |
| Brown     | 19 | 568  | 70  | 170 | .412 | 64  | 85  | .753 | 3        | 33   | 36   | 40      | 33  | 0   | 12   | 32  | 2    | 227  | 11.9 | 32 |
| Clarkson  | 59 | 1476 | 267 | 596 | .448 | 131 | 158 | .829 | 56       | 135  | 191  | 206     | 109 | 1   | 51   | 96  | 12   | 703  | 11.9 | 30 |
| Boozer    | 71 | 1692 | 371 | 743 | .499 | 94  | 150 | .627 | 111      | 371  | 482  | 95      | 184 | 2   | 41   | 92  | 12   | 636  | 11.8 | 28 |
| Lin       | 74 | 1907 | 277 | 654 | .424 | 213 | 268 | .795 | 26       | 170  | 196  | 339     | 189 | 1   | 82   | 166 | 32   | 832  | 11.2 | 29 |
| Blue      | 2  | 74   | 9   | 30  | .300 | 2   | 5   | .400 | 2        | 7    | 9    | 8       | 4   | 0   | 3    | 6   | 0    | 22   | 11.0 | 15 |
| Ellington | 65 | 1675 | 254 | 617 | .412 | 52  | 64  | .813 | 31       | 179  | 210  | 105     | 77  | 0   | 33   | 50  | 2    | 650  | 10.0 | 28 |
| Johnson   | 76 | 2245 | 286 | 691 | .414 | 90  | 112 | .804 | 67       | 252  | 319  | 124     | 162 | 4   | 59   | 87  | 45   | 753  | 9.9  | 22 |
| Buycks*   | 6  | 123  | 18  | 40  | .450 | 9   | 10  | .900 | 2        | 10   | 12   | 14      | 3   | 0   | 3    | 12  | 0    | 52   | 8.7  | 15 |
| Davis     | 79 | 1840 | 282 | 469 | .601 | 92  | 189 | .487 | 230      | 370  | 600  | 94      | 202 | 4   | 49   | 58  | 98   | 656  | 8.3  | 20 |
| Black†    | 38 | 803  | 112 | 190 | .589 | 50  | 89  | .562 | 84       | 157  | 241  | 34      | 102 | 2   | 13   | 29  | 22   | 274  | 7.2  | 18 |
| Kelly     | 52 | 1233 | 104 | 309 | .337 | 79  | 95  | .832 | 13       | 133  | 146  | 92      | 118 | 1   | 30   | 37  | 24   | 332  | 6.4  | 21 |
| Price     | 43 | 982  | 77  | 223 | .345 | 36  | 45  | .800 | 19       | 50   | 69   | 165     | 118 | 2   | 67   | 52  | 4    | 221  | 5.1  | 18 |
| Sacre     | 67 | 1133 | 126 | 306 | .412 | 55  | 82  | .671 | 89       | 144  | 233  | 55      | 121 | 1   | 28   | 36  | 43   | 307  | 4.6  | 13 |
| Henry*    | 9  | 86   | 3   | 13  | .231 | 14  | 24  | .583 | 2        | 2    | 4    | 3       | 6   | 0   | 3    | 3   | 0    | 20   | 2.2  | 8  |
| Randle    | 1  | 14   | 1   | 3   | .333 | 0   | 2   | .000 | 0        | 0    | 0    | 1       | 1   | 0   | 0    | 1   | 0    | 2    | 2.0  | 2  |

| DATE    | OPPONENT       | BOX SCORE     | W / L | DATE    | OPPONENT       | BOX SCORE      | W / L |
|---------|----------------|---------------|-------|---------|----------------|----------------|-------|
| Oct. 28 | HOUSTON        | L 90-108      | 0-1   | Jan. 19 | @Phoenix       | L 100-115      | 12-30 |
| Oct. 29 | @Phoenix       | L 99-119      | 0-2   | Jan. 21 | @New Orleans   | L 80-96        | 12-31 |
| Oct. 31 | L.A. CLIPPERS  | L 111-118     | 0-3   | Jan. 23 | @San Antonio   | L 85-99        | 12-32 |
| Nov. 1  | @Golden State  | L 104-127     | 0-4   | Jan. 25 | HOUSTON        | L 87-99        | 12-33 |
| Nov. 4  | PHOENIX        | L 106-112     | 0-5   | Jan. 27 | WASHINGTON     | L 92-98        | 12-34 |
| Nov. 9  | CHARLOTTE      | W 107-92      | 1-5   | Jan. 29 | CHICAGO        | W 123-118(2OT) | 13-34 |
| Nov. 11 | @Memphis       | L 102-107     | 1-6   | Feb. 1  | @New York      | L 80-92        | 13-35 |
| Nov. 12 | @New Orleans   | L 102-109     | 1-7   | Feb. 4  | @Milwaukee     | L 105-113(OT)  | 13-36 |
| Nov. 14 | SAN ANTONIO    | L 80-93       | 1-8   | Feb. 6  | @Orlando       | L 97-103(OT)   | 13-37 |
| Nov. 16 | GOLDEN STATE   | L 115-136     | 1-9   | Feb. 8  | @Cleveland     | L 105-120      | 13-38 |
| Nov. 18 | @Atlanta       | W 114-109     | 2-9   | Feb. 10 | DENVER         | L 96-106       | 13-39 |
| Nov. 19 | @Houston       | W 98-92       | 3-10  | Feb. 11 | @Portland      | L 86-102       | 13-40 |
| Nov. 21 | @Dallas        | L 106-140     | 3-11  | Feb. 20 | BROOKLYN       | L 105-114      | 13-41 |
| Nov. 23 | DENVER         | L 94-101(OT)  | 3-11  | Feb. 22 | BOSTON         | W 118-111(OT)  | 14-41 |
| Nov. 26 | MEMPHIS        | L 93-99       | 3-12  | Feb. 25 | @Utah          | W 100-97       | 15-41 |
| Nov. 28 | MINNESOTA      | L 119-120     | 3-13  | Feb. 27 | MILWAUKEE      | W 101-93       | 16-41 |
| Nov. 30 | TORONTO        | W 129-122(OT) | 4-13  | Mar. 1  | OKLAHOMA CITY  | L 101-108      | 16-42 |
| Dec. 2  | @Detroit       | W 106-96      | 5-13  | Mar. 3  | @Charlotte     | L 103-104      | 16-43 |
| Dec. 3  | @Washington    | L 95-111      | 5-14  | Mar. 4  | @Miami         | L 94-100       | 16-44 |
| Dec. 5  | @Boston        | L 96-113      | 5-15  | Mar. 6  | @Memphis       | L 90-97        | 16-45 |
| Dec. 7  | NEW ORLEANS    | L 87-104      | 5-16  | Mar. 8  | DALLAS         | L 93-100       | 16-46 |
| Dec. 9  | SACRAMENTO     | W 98-95       | 6-16  | Mar. 10 | DETROIT        | W 93-85        | 17-46 |
| Dec. 12 | @San Antonio   | W 112-110(OT) | 7-16  | Mar. 12 | NEW YORK       | L 94-101       | 17-47 |
| Dec. 14 | @Minnesota     | W 100-94      | 8-16  | Mar. 15 | ATLANTA        | L 86-91        | 17-48 |
| Dec. 15 | @Indiana       | L 91-110      | 8-17  | Mar. 16 | @Golden State  | L 105-108      | 17-49 |
| Dec. 19 | OKLAHOMA CITY  | L 103-104     | 8-18  | Mar. 19 | UTAH           | L 73-80        | 17-50 |
| Dec. 21 | @Sacramento    | L 101-108     | 8-19  | Mar. 22 | PHILADELPHIA   | W 101-87       | 18-50 |
| Dec. 23 | GOLDEN STATE   | W 115-105     | 9-19  | Mar. 24 | @Oklahoma City | L 117-127      | 18-51 |
| Dec. 25 | @Chicago       | L 93-113      | 9-20  | Mar. 25 | @Minnesota     | W 101-99(OT)   | 19-51 |
| Dec. 26 | @Dallas        | L 98-102      | 9-21  | Mar. 27 | @Toronto       | L 83-94        | 19-52 |
| Dec. 28 | PHOENIX        | L 107-116     | 9-22  | Mar. 29 | @Brooklyn      | L 99-107       | 19-53 |
| Dec. 30 | @Denver        | W 111-103     | 10-22 | Mar. 30 | @Philadelphia  | W 113-111(OT)  | 20-53 |
| Jan. 2  | MEMPHIS        | L 106-109     | 10-23 | Apr. 1  | NEW ORLEANS    | L 92-113       | 20-54 |
| Jan. 4  | INDIANA        | W 88-87       | 11-23 | Apr. 3  | PORTLAND       | L 77-107       | 20-55 |
| Jan. 5  | @Portland      | L 94-98       | 11-24 | Apr. 5  | L.A. CLIPPERS  | L 78-106       | 20-56 |
| Jan. 7  | @L.A. Clippers | L 89-114      | 11-25 | Apr. 7  | @L.A. Clippers | L 100-105      | 20-57 |
| Jan. 9  | ORLANDO        | W 101-84      | 12-25 | Apr. 8  | @Denver        | L 101-119      | 20-58 |
| Jan. 11 | PORTLAND       | L 94-106      | 12-26 | Apr. 10 | MINNESOTA      | W 106-98       | 21-58 |
| Jan. 13 | MIAMI          | L 75-78       | 12-27 | Apr. 12 | DALLAS         | L 106-120      | 21-59 |
| Jan. 15 | CLEVELAND      | L 102-109     | 12-28 | Apr. 13 | @Sacramento    | L 92-102       | 21-60 |
| Jan. 16 | @Utah          | L 85-94       | 12-29 | Apr. 15 | SACRAMENTO     | L 99-122       | 21-61 |







**17-65 - 5TH IN PACIFIC DIVISION**

**Head Coach:** Byron Scott  
**Standing:** Lou Williams, D'Angelo Russell, Jordan Clarkson, Kobe Bryant, Anthony Brown, Marcelo Huertas  
**Seated:** Metta World Peace, Julius Randle, Tarik Black, Ryan Kelly, Robert Sacre, Roy Hibbert, Brandon Bass, Larry Nance Jr., Nick Young



**2015-16 REGULAR SEASON STATISTICS / GAME-BY-GAME RESULTS**

|             | G  | GS | Min. | FGM | FGA  | Pct. | 3-Point FG |     |      | FTM | FTA | Pct. | REBOUNDS |      |      | Ast. | PF  | Dq. | Stl. | TO  | Blk. | SCORING |      |
|-------------|----|----|------|-----|------|------|------------|-----|------|-----|-----|------|----------|------|------|------|-----|-----|------|-----|------|---------|------|
|             |    |    |      |     |      |      | FGM        | FGA | Pct. |     |     |      | Off.     | Def. | Tot. |      |     |     |      |     |      | Pts.    | Avg  |
| Bryant      | 66 | 66 | 1863 | 398 | 1113 | .358 | 133        | 467 | .285 | 232 | 281 | .826 | 41       | 206  | 247  | 184  | 115 | 0   | 62   | 129 | 13   | 1161    | 17.6 |
| Clarkson    | 79 | 79 | 2552 | 475 | 1098 | .433 | 111        | 320 | .347 | 164 | 204 | .804 | 93       | 220  | 313  | 192  | 168 | 1   | 88   | 135 | 7    | 1225    | 15.5 |
| Williams    | 67 | 35 | 1907 | 283 | 693  | .408 | 110        | 320 | .344 | 352 | 424 | .830 | 31       | 138  | 169  | 167  | 107 | 1   | 62   | 107 | 19   | 1028    | 15.3 |
| Russell     | 80 | 48 | 2259 | 392 | 956  | .410 | 130        | 370 | .351 | 140 | 190 | .737 | 47       | 227  | 274  | 266  | 142 | 0   | 93   | 192 | 13   | 1054    | 13.2 |
| Randle      | 81 | 60 | 2286 | 358 | 835  | .429 | 10         | 36  | .278 | 193 | 270 | .715 | 172      | 657  | 829  | 144  | 242 | 2   | 53   | 149 | 29   | 919     | 11.3 |
| Young       | 54 | 2  | 1033 | 126 | 372  | .339 | 77         | 237 | .325 | 63  | 76  | .829 | 14       | 83   | 97   | 34   | 50  | 0   | 23   | 30  | 7    | 392     | 7.3  |
| Bass        | 66 | 0  | 1342 | 174 | 317  | .549 | 0          | 2   | .000 | 125 | 148 | .845 | 104      | 181  | 285  | 74   | 125 | 1   | 33   | 42  | 55   | 473     | 7.2  |
| Hibbert     | 81 | 81 | 1878 | 182 | 411  | .443 | 0          | 2   | .000 | 117 | 145 | .807 | 132      | 266  | 398  | 95   | 252 | 3   | 32   | 76  | 110  | 481     | 5.9  |
| Nance       | 63 | 22 | 1266 | 158 | 300  | .527 | 1          | 10  | .100 | 32  | 47  | .681 | 101      | 211  | 312  | 44   | 124 | 0   | 54   | 41  | 23   | 349     | 5.5  |
| World Peace | 35 | 5  | 590  | 55  | 177  | .311 | 26         | 84  | .310 | 40  | 57  | .702 | 19       | 70   | 89   | 27   | 67  | 1   | 22   | 15  | 11   | 176     | 5.0  |
| Huertas     | 53 | 0  | 869  | 97  | 230  | .422 | 16         | 61  | .262 | 27  | 29  | .931 | 18       | 72   | 90   | 182  | 76  | 0   | 26   | 80  | 7    | 237     | 4.5  |
| Kelly       | 36 | 0  | 470  | 55  | 149  | .369 | 5          | 37  | .135 | 37  | 54  | .685 | 21       | 100  | 121  | 20   | 39  | 0   | 13   | 18  | 10   | 152     | 4.2  |
| A. Brown    | 29 | 11 | 599  | 39  | 126  | .310 | 20         | 70  | .286 | 17  | 20  | .850 | 9        | 61   | 70   | 19   | 34  | 0   | 14   | 15  | 5    | 115     | 4.0  |
| Sacre       | 25 | 1  | 320  | 31  | 75   | .413 | 0          | 0   | ---  | 25  | 38  | .658 | 32       | 40   | 72   | 14   | 43  | 1   | 4    | 12  | 10   | 87      | 3.5  |
| Black       | 39 | 0  | 496  | 57  | 104  | .548 | 0          | 0   | ---  | 19  | 45  | .422 | 44       | 113  | 157  | 16   | 78  | 0   | 14   | 22  | 18   | 133     | 3.4  |

| DATE   | OPPONENT        | BOX SCORE      | W / L | DATE   | OPPONENT        | BOX SCORE      | W / L |
|--------|-----------------|----------------|-------|--------|-----------------|----------------|-------|
| Oct 28 | Minnesota       | L 111-112      | 0-1   | Jan 16 | @ Utah          | L 82-109       | 9-33  |
| Oct 30 | @ Sacramento    | L 114-132      | 0-2   | Jan 17 | Houston         | L 95-112       | 9-34  |
| Nov 1  | Dallas          | L 93-103       | 0-3   | Jan 20 | Sacramento      | L 93-112       | 9-35  |
| Nov 3  | Denver          | L 109-120      | 0-4   | Jan 22 | San Antonio     | L 95-108       | 9-36  |
| Nov 6  | @ Brooklyn      | W 104-98       | 1-4   | Jan 23 | @ Portland      | L 103-121      | 9-37  |
| Nov 8  | @ New York      | L 95-99        | 1-5   | Jan 26 | Dallas          | L 90-92        | 9-38  |
| Nov 10 | @ Miami         | L 88-101       | 1-6   | Jan 28 | Chicago         | L 91-114       | 9-39  |
| Nov 11 | @ Orlando       | L 99-101       | 1-7   | Jan 29 | @ L.A. Clippers | L 93-105       | 9-40  |
| Nov 13 | @ Dallas        | L 82-90        | 1-8   | Jan 31 | Charlotte       | L 82-101       | 9-41  |
| Nov 15 | Detroit         | W 97-85        | 2-8   | Feb 2  | Minnesota       | W 119-115      | 10-41 |
| Nov 16 | @ Phoenix       | L 101-120      | 2-9   | Feb 4  | @ New Orleans   | W 99-96        | 11-41 |
| Nov 20 | Toronto         | L 91-102       | 2-10  | Feb 6  | @ San Antonio   | L 102-106      | 11-42 |
| Nov 22 | Portland        | L 93-107       | 2-11  | Feb 8  | @ Indiana       | L 87-89        | 11-43 |
| Nov 24 | @ Golden State  | L 77-111       | 2-12  | Feb 10 | @ Cleveland     | L 111-120      | 11-44 |
| Nov 28 | @ Portland      | L 96-108       | 2-13  | Feb 19 | San Antonio     | L 113-119      | 11-45 |
| Nov 29 | Indiana         | L 103-107      | 2-14  | Feb 21 | @ Chicago       | L 115-126      | 11-46 |
| Dec 1  | @ Philadelphia  | L 91-103       | 2-15  | Feb 22 | @ Milwaukee     | L 101-108      | 11-47 |
| Dec 2  | @ Washington    | W 108-104      | 3-15  | Feb 24 | @ Memphis       | L 119-128      | 11-48 |
| Dec 4  | @ Atlanta       | L 87-100       | 3-16  | Feb 26 | Memphis         | L 95-112       | 11-49 |
| Dec 6  | @ Detroit       | L 91-111       | 3-17  | Mar 1  | Brooklyn        | W 107-101      | 12-49 |
| Dec 7  | @ Toronto       | L 93-102       | 3-18  | Mar 2  | @ Denver        | L 107-117      | 12-50 |
| Dec 9  | @ Minnesota     | L 122-123 (OT) | 3-19  | Mar 4  | Atlanta         | L 77-106       | 12-51 |
| Dec 11 | @ San Antonio   | L 87-109       | 3-20  | Mar 6  | Golden State    | W 112-95       | 13-51 |
| Dec 12 | @ Houston       | L 97-126       | 3-21  | Mar 8  | Orlando         | W 107-98       | 14-51 |
| Dec 15 | Milwaukee       | W 113-95       | 4-21  | Mar 10 | Cleveland       | L 108-120      | 14-52 |
| Dec 17 | Houston         | L 87-107       | 4-22  | Mar 13 | New York        | L 87-90        | 14-53 |
| Dec 19 | @ Oklahoma City | L 78-118       | 4-23  | Mar 15 | Sacramento      | L 98-106       | 14-54 |
| Dec 22 | @ Denver        | W 111-107      | 5-23  | Mar 18 | Phoenix         | L 90-95        | 14-55 |
| Dec 23 | Oklahoma City   | L 85-120       | 5-24  | Mar 22 | Memphis         | W 107-100      | 15-55 |
| Dec 25 | L.A. Clippers   | L 84-94        | 5-25  | Mar 23 | @ Phoenix       | L 107-119      | 15-56 |
| Dec 27 | @ Memphis       | L 96-112       | 5-26  | Mar 25 | Denver          | L 105-116      | 15-57 |
| Dec 28 | @ Charlotte     | L 98-108       | 5-27  | Mar 27 | Washington      | L 88-101       | 15-58 |
| Dec 30 | @ Boston        | W 112-104      | 6-27  | Mar 28 | @ Utah          | L 75-123       | 15-59 |
| Jan 1  | Philadelphia    | W 93-84        | 7-27  | Mar 30 | Miami           | W 102-100 (OT) | 16-59 |
| Jan 3  | Phoenix         | W 97-77        | 8-27  | Apr 3  | Boston          | L 100-107      | 16-60 |
| Jan 5  | Golden State    | L 88-109       | 8-28  | Apr 5  | @ L.A. Clippers | L 81-103       | 16-61 |
| Jan 7  | @ Sacramento    | L 115-118      | 8-29  | Apr 6  | L.A. Clippers   | L 81-91        | 16-62 |
| Jan 8  | Oklahoma City   | L 113-117      | 8-30  | Apr 8  | @ New Orleans   | L 102-110      | 16-63 |
| Jan 10 | Utah            | L 74-86        | 8-31  | Apr 10 | @ Houston       | L 110-130      | 16-64 |
| Jan 12 | New Orleans     | W 95-91        | 9-31  | Apr 11 | @ Oklahoma City | L 79-112       | 16-65 |
| Jan 14 | @ Golden State  | L 98-116       | 9-32  | Apr 13 | Utah            | W 101-96       | 17-65 |





# LAKERS ALL-TIME DRAFT CHOICES

Early draft records are incomplete, so until 1956, players are listed in the order in which they were selected. Round & overall selection indicated for each player thereafter.

## 1948

- 1. Cliff Crandall Oregon St.
- Arnie Ferrin Utah
- Earl Gardner DePauw
- Dee Gibson Western Kentucky
- Chuck Hanger California
- Ken Jastrow Denver
- Bob Lowther Louisiana St.
- Junior Skogland Gustavus Adolphus
- Quentin Stinson Southern Illinois
- Johnny Orr Beloit

## 1949

- 1. Vern Mikkelsen Hamline
- Bob Harrison Michigan

## 1950

- 1. Kevin O'Shea Notre Dame
- Hal Haskins Hamline
- Howie Williams Purdue
- Bud Grant Minnesota
- Ed Beach West Virginia
- Wayne Glasgow Oklahoma
- Joe Hutton Hamline
- Newt Benson Wisconsin-River Falls
- Jim Reilly Swarthmore
- Andy Butchko Purdue

## 1951

- 1. Whitey Skoog Minnesota
- Lew Hitch Kansas St.
- Bob Payne Oregon St.
- Gale McArthur Oklahoma A&M
- Leo Vander Kuy Michigan
- Deward Dopsom Arkansas Tech
- Ed Head Kansas St.

## 1952

- 1. Tom Ackerman West Liberty
- Jim Bishop Mississippi Southern
- Rod Fletcher Illinois
- Cliff Haag Wyoming
- Jim Holstein Cincinnati
- Bob Holt Tulane
- Tom Katsimpalis Eastern Illinois
- Clyde Lovellette Kansas
- Dick Means Minnesota
- Dwight Morrison USC
- Carl McNulty Purdue
- Ed Ramirez Centenary
- Don Schneider Arizona
- Gene Smith Xavier (Ohio)
- Gene Smith Huron
- Homer Spain Union (Tenn.)
- John Wallesea Memphis St.

## 1953

- 1. Jim Fritsche Hamline
- Ron Feiereisel DePaul
- Hartry Kruger Idaho
- Ken Flowers USC
- Zippy Morocco Georgia
- Pete Silas Georgia Tech
- Lloyd Olmstead Cornell (Iowa)
- Joe Richey Brigham Young
- Hank Budde Xavier (Ohio)
- Walt Kearns Arkansas
- Bill Chambers William & Mary
- Harold Christensen Brigham Young
- Bob Gelle Minnesota
- Lloyd Thorgaard Hamline
- Bob Gussner Hamline
- Chuck Wolfe North Dakota
- Doug Atkins Tennessee
- Roger Kuss River Falls St.

## 1954

- 1. Ed Kalafat Minnesota
- Al Bianchi Bowling Green
- Don Lance Rice
- Gene Schwinger Rice
- Buzz Bennett Minnesota
- Nick Revo Mississippi Southern
- Dan Finch Vanderbilt
- Bob Hopkins Pasadena
- Dick Garmaker Minnesota
- John Blevier Northwestern

## 1955

- 1. Bill Banks SW Texas
- Don Boldebeck Houston
- Dick Boushka St. Louis
- Don Bragg UCLA
- Dick Garmaker Minnesota
- K.C. Jones San Francisco
- Chuck Mencil Minnesota
- John Miller Ohio St.
- Jim Scott West Texas
- Bill Warden North Central (Ill.)
- O'Neal Weaver Midwestern (Tex.)

## 1956

- 1. Elgin Baylor Seattle
- Jim Paxson Dayton
- Terry Rand Marquette
- Jerry Bird Kentucky
- Lloyd Aubrey Notre Dame
- Bill Reigel McNeese St.
- Phil Jordon Whitworth
- John Barber Cal St. Los Angeles
- Sam Jones North Carolina Coll.
- Phil Springer Gustavus Adolphus
- Phil Grawmeyer Kentucky
- Robert Hodgson Wichita
- Carl Wisdeth Tennessee
- John Patzwald Gustavus Adolphus

## 1957

- 1. Jim Krebs SMU (3)
- 2. Harvey Schmidt Illinois (11)
- 3. Jim Spivey SE Oklahoma (19)
- 4. George Brown Wayne St. (27)
- 5. Gary Thompson Iowa St. (35)
- 6. Phil Murrell Drake (43)
- 7. George Ferguson Michigan (51)
- 8. John Haaven North Dakota (58)
- 9. Jim Sutton N. Dakota St. (65)
- 10. Gordon Fosness Dakota Wesleyan (71)

## 1958

- 1. Elgin Baylor Seattle (1)
- 2. Steve Hamilton Morehead St. (9)
- 3. Alex Ellis Niagara (16)
- 4. George Kline Minnesota (24)
- 5. Quitman Sullins Murray St. (32)
- 6. Al Inniss St. Francis (NY) (40)
- 7. Jim Bond Pasadena (48)
- 8. Ed Brinkley Clemson (56)
- 9. Joe Hobbs Florida (63)
- 10. Shorty Patterson Gustavus Adolphus (69)
- 11. Hal Duffy Oregon (74)
- 12. Gary Simmons Idaho (78)
- 13. Jerry Alcom Fresno St. (82)

## 1959

- 1. Tom Hawkins Notre Dame (3)
- 2. Rudy LaRusso Dartmouth (10)
- 3. Bob Smith West Virginia (18)
- 4. Wilson Eison Purdue (26)
- 5. Bobby Joe Mason Bradley (34)
- 6. Jim Henry Vanderbilt (42)
- 7. Charley Grote Georgetown (Ky.) (50)
- 8. Leon Hill Texas Tech (57)
- 9. Jim Mull N. Texas St. (63)
- 10. Roger Johnson Minnesota (69)
- 11. Jack Evans Superior St. (75)
- 12. Vern Baggenstoss St. Cloud St. (79)
- 13. Dwayne Smith Gustavus Adolphus (81)

## 1960

- 1. Jerry West West Virginia (2)
- 2. Jim Hagen Tenn. Tech (18)
- 4. Wally Frank Kansas St. (26)
- 5. George Farley Cornell (34)
- 6. Bobby Goodall Tulsa (42)
- 7. Howard Joliff Ohio (50)
- 8. John Werhas USC (57)
- 9. Claude Lefevre Gonzaga (64)
- 10. Dick Harvey Creighton (70)
- 11. Sterling Forbes Pepperdine (75)
- 12. Willie Jones American (79)

## 1961

- 1. Wayne Yates Memphis St. (5)
- 2. Fred Sawyer Louisville (13)
- 3. Frank Burgess Gonzaga (27)
- 4. Charles Hanke Missouri (36)
- 5. Bill Lickert Kentucky (45)
- 6. Bill McClintock California (54)
- 7. Albert Alamanza Texas (63)
- 8. Bill Ellis UCLA (72)
- 9. Carl Anderson Oregon St. (80)
- 10. Robert Williams Hancock (87)
- 11. Howard Hurst Duke (95)





# LAKERS ALL-TIME DRAFT CHOICES



## 1962

|                   |               |      |
|-------------------|---------------|------|
| 1. Leroy Ellis    | St. Johns     | (6)  |
| 2. Gene Wiley     | Wichita St.   | (15) |
| 3. John Greene    | UCLA          | (24) |
| 4. Jan Loudermilk | SMU           | (33) |
| 5. Art Whisnant   | S. Carolina   | (42) |
| 6. Buck Keller    | Virginia Tech | (51) |
| 8. Bill Garner    | Oregon St.    | (70) |
| 9. Bill Matson    | Minnesota     | (79) |

## 1963

|                     |              |      |
|---------------------|--------------|------|
| 1. Roger Strickland | Jacksonville | (7)  |
| 2. Jim King         | Tulsa        | (13) |
| 3. Mel Gibson       | W. Carolina  | (16) |
| 3. Lyle Harger      | Houston      | (25) |
| 4. Layton Johns     | Auburn       | (34) |
| 5. Larry Jones      | Toledo       | (43) |
| 6. Warren Slade     | Westminster  | (52) |
| 7. Gordie Martin    | USC          | (62) |

## 1964

|                  |              |      |
|------------------|--------------|------|
| 1. Walt Hazzard  | UCLA         | (1)  |
| 2. Cotton Nash   | Kentucky     | (14) |
| 3. Tom Does      | Stanford     | (23) |
| 4. Henry Finkel  | Dayton       | (32) |
| 5. John Savage   | N. Texas St. | (41) |
| 6. Troy Collier  | Utah St.     | (50) |
| 7. Steve Anstett | Portland     | (59) |
| 9. Jay Buckley   | Duke         | (68) |

## 1965

|                     |              |      |
|---------------------|--------------|------|
| 1. Gail Goodrich    | UCLA         | (3)  |
| 2. John Fairchild   | BYU          | (15) |
| 3. Jim Caldwell     | Georgia Tech | (24) |
| 4. Brooks Henderson | Florida      | (33) |
| 5. A.W. Davis       | Tennessee    | (42) |
| 6. Theo Cruze       | Seattle      | (48) |
| 7. Dwayne Cruze     | Idaho St.    | (57) |
| 8. George Unsel     | Kansas       | (68) |
| 9. Maribert Pratt   | Dillard      | (75) |
| 10. Don Rae         | Montana St.  | (81) |
| 11. Bob Andrews     | Alabama      | (87) |

## 1966

|                    |               |      |
|--------------------|---------------|------|
| 1. Jerry Chambers  | Utah          | (7)  |
| 2. Henry Finkel    | Dayton        | (17) |
| 3. John Block      | USC           | (27) |
| 4. Archie Clark    | Minnesota     | (37) |
| 5. Stan Washington | Michigan St.  | (48) |
| 6. Keith Thomas    | Vanderbilt    | (57) |
| 7. Tab Jackson     | Idaho College | (66) |
| 8. John Wetzel     | Virginia Tech | (76) |
| 9. Julian Hammond  | Tulsa         | (83) |
| 10. Mike Rooney    | Oklahoma      | (90) |
| 11. George Grams   | Purdue        | (97) |

## 1967

|                   |             |       |
|-------------------|-------------|-------|
| 2. Randy Mahaffey | Clemson     | (16)  |
| 3. Dwight Smith   | W. Kentucky | (23)  |
| 4. Cliff Anderson | St. Josephs | (35)  |
| 5. Joe Allen      | Bradley     | (47)  |
| 6. Gary Keller    | Florida     | (59)  |
| 7. Jamie Thompson | Wichita St. | (71)  |
| 8. Don Carlos     | Otterbein   | (83)  |
| 9. Jay McMillan   | Maryland    | (94)  |
| 10. Don Kruze     | Houston     | (105) |
| 11. Nick Pino     | Kansas St.  | (116) |
| 12. Ben Monroe    | New Mexico  | (127) |
| 13. Gary Jones    | Iowa        | (137) |

## 1968

|                      |                 |       |
|----------------------|-----------------|-------|
| 1. Bill Hewitt       | USC             | (11)  |
| 4. Ed Biedenback     | N. Carolina St. | (45)  |
| 5. Lou Shepard       | SW Missouri St. | (59)  |
| 6. Nick Pino         | Kansas St.      | (73)  |
| 7. Dennis Hrcka      | Hillsdale       | (87)  |
| 8. John Smith        | USC             | (101) |
| 9. George Stone      | Marshall        | (115) |
| 10. Charles Alford   | E. Carolina     | (129) |
| 11. Harry Singletary | Presbyterian    | (142) |
| 12. Reggie Lacefield | W. Michigan     | (155) |
| 13. Harvey Mumford   | Montana St.     | (167) |
| 14. John Godfrey     | Abilene Christ. | (178) |
| 15. John Baum        | Temple          | (187) |
| 16. Mike Eberle      | Wyoming         | (195) |

## 1969

|                       |              |       |
|-----------------------|--------------|-------|
| 1. Willie McCarter    | Drake        | (12)  |
| 1. Rick Roberson      | Cincinnati   | (15)  |
| 2. Dick Garrett       | S. Illinois  | (27)  |
| 5. Wilber Jones       | Albany St.   | (69)  |
| 6. Dick Grubar        | N. Carolina  | (83)  |
| 7. Karl Limbo         | BYU          | (97)  |
| 8. Joe Smith          | Oklahoma St. | (111) |
| 9. Jim Smith          | N. Illinois  | (125) |
| 10. Phil Argento      | Kentucky     | (139) |
| 11. Ron Peret         | Texas A&M    | (153) |
| 12. Jack Gillespie    | Montana St.  | (166) |
| 13. Mallory Chestnutt | Tuskegee     | (178) |
| 14. Mack Calvin       | USC          | (187) |

## 1970

|                      |                |       |
|----------------------|----------------|-------|
| 1. Jim McMillian     | Columbia       | (13)  |
| 2. Earnest Killum    | Stetson        | (30)  |
| 4. Larry Mikan       | Minnesota      | (64)  |
| 5. John Fultz        | Rhode Island   | (81)  |
| 6. Jerry Kroll       | Davidson       | (98)  |
| 7. W. Woods          | E. Kentucky    | (115) |
| 8. Rick Mount        | Purdue         | (132) |
| 9. Bobby Sands       | Pepperdine     | (149) |
| 10. Kindell Stephens | Fisk           | (166) |
| 11. Bob Duklet       | Boston College | (181) |
| 12. Dewey Varnar     | Tuskegee       | (192) |
| 13. Garry Elliott    | Washington     | (202) |
| 14. Ron Sanford      | New Mexico     | (212) |
| 15. Will Teague      | Youngstown     | (221) |
| 16. Pete Walhour     | Fort Valley    | (228) |
| 17. Bob Thate        | Occidental     | (233) |

## 1971

|                    |             |       |
|--------------------|-------------|-------|
| 1. Jim Clemons     | Ohio St.    | (13)  |
| 4. Roger Brown     | Kansas      | (64)  |
| 5. Lee Dedmon      | N. Carolina | (81)  |
| 6. Bill Brickhouse | Montana St. | (98)  |
| 7. Gene Gathers    | Bradley     | (115) |
| 8. Luke Adams      | Lamar Tech  | (132) |
| 9. Bob Cheeks      | Whittier    | (148) |
| 10. Cliff Mosely   | Quinnipiac  | (164) |

## 1972

|                      |              |      |
|----------------------|--------------|------|
| 1. Travis Grant      | Kentucky St. | (13) |
| 2. Jim Price         | Louisville   | (16) |
| 2. Paul Stovall      | Arizona St.  | (22) |
| 3. Gregg Northington | Ala. St.     | (47) |
| 5. Glen Summors      | Gannon       | (80) |
| 6. Sam Simmons       | Bradley      | (97) |

## 1973

|                      |              |       |
|----------------------|--------------|-------|
| 1. Kermit Washington | American     | (5)   |
| 2. Bill Schaeffer    | St. Johns    | (23)  |
| 2. Jim Chones        | Marquette    | (31)  |
| 2. John Perry        | Pan American | (34)  |
| 4. Larry Finch       | Memphis St.  | (68)  |
| 5. Kresimer Cosic    | BYU          | (84)  |
| 6. David Brent       | Jacksonville | (102) |
| 7. Nate Hawthorne    | S. Illinois  | (118) |
| 8. Roy McPipe        | E. Montana   | (136) |

## 1974

|                    |               |       |
|--------------------|---------------|-------|
| 1. Brian Winters   | S. Carolina   | (12)  |
| 2. Bill Knight     | Pittsburgh    | (21)  |
| 3. Jim Bradley     | N. Illinois   | (48)  |
| 4. Ron de Vries    | Illinois St.  | (67)  |
| 5. Seymour Reed    | Bradley       | (84)  |
| 6. Billy Morris    | St. Louis     | (103) |
| 7. Dennis Van Zant | Azusa Pacific | (120) |
| 8. Bob Florence    | UNLV          | (139) |

## 1975

|                     |            |       |
|---------------------|------------|-------|
| 1. David Meyers     | UCLA       | (2)   |
| 1. Junior Bridgeman | Louisville | (6)   |
| 4. C.J. Kupec       | Michigan   | (8)   |
| 5. Charles Russell  | Alabama    | (74)  |
| 6. Don Ford         | USCB       | (92)  |
| 7. Rick Suttle      | Kansas     | (110) |
| 8. Mike Cashman     | Willamette | (128) |

## 1976

|                  |              |       |
|------------------|--------------|-------|
| 2. Earl Tatum    | Marquette    | (21)  |
| 3. Mike Dabney   | Rutgers      | (36)  |
| 3. Tom Abernathy | Indiana      | (43)  |
| 4. Wayman Britt  | Michigan     | (60)  |
| 6. Ed Schweitzer | Stanford     | (95)  |
| 7. Tom Lipsey    | Cal St. L.A. | (113) |
| 8. Ed Gregg      | Utah St.     | (132) |
| 9. David Pickett | Northeast    | (151) |

## 1977

|                   |                 |       |
|-------------------|-----------------|-------|
| 1. Kenny Carr     | N. Carolina St. | (6)   |
| 1. Brad Davis     | Maryland        | (15)  |
| 1. Norm Nixon     | Duquesne        | (22)  |
| 3. James Edwards  | Washington      | (46)  |
| 4. Tony Robertson | West Virginia   | (88)  |
| 5. John Robinson  | Michigan        | (110) |
| 6. Grove Woolard  | Murray St.      | (131) |
| 7. Lars Hansen    | Washington      | (151) |
| 8. Art Allen      | Pepperdine      | (170) |

## 1978

|                     |               |       |
|---------------------|---------------|-------|
| 2. Ron Carter       | VMI           | (26)  |
| 2. Lew Massey       | NC Charlotte  | (38)  |
| 3. Michael Cooper   | New Mexico    | (60)  |
| 4. Harold Robertson | Lincoln       | (82)  |
| 5. Carlos Terry     | Winston-Salem | (104) |
| 6. Kim Stewart      | Washington    | (126) |
| 7. Larry Paige      | Colorado St.  | (147) |

## 1979

|                   |                 |      |
|-------------------|-----------------|------|
| 1. Earvin Johnson | Michigan St.    | (1)  |
| 1. Brad Holland   | UCLA            | (14) |
| 2. Oliver Mack    | E. Carolina     | (25) |
| 2. Victor King    | Louisiana Tech  | (39) |
| 2. Mark Young     | Fairfield       | (41) |
| 3. Walter Daniels | Georgia         | (60) |
| 4. Ray White      | Mississippi St. | (79) |
| 4. Ricky Reed     | Temple          | (81) |





# LAKERS ALL-TIME DRAFT CHOICES

## 1980

- Wayne Robinson Virginia Tech (31)
- Butch Carter Indiana (37)
- Tony Jackson Florida St. (87)
- Ron Baxter Texas (91)
- Rick Raivio Portland (114)
- Odis Boddie N. Alabama (137)
- Charles Davis Vanderbilt (160)
- Melvin Hooker Edinboro (177)

## 1981

- Mike McGee Michigan (19)
- Harvey Knuckles Toledo (39)
- Elvis Rolle Florida St. (42)
- Zam Fredrick S. Carolina (51)
- Ron Cornelius Pacific (65)
- Kevin McKenna Creighton (88)
- Craig Watts N. Carolina St. (111)
- Kevin Singleton California (134)
- Larry Petty Wisconsin (157)
- Jay Triano Simon Fraser (179)

## 1982

- James Worthy N. Carolina (1)
- Willie Jones Vanderbilt (54)
- Mike Hackett Jacksonville (67)
- Craig McCormick W. Kent. (90)
- Howard McNeil Seton Hall (113)
- Lynden Rose Houston (137)
- Maurice Williams USC (160)
- Micah Blunt Tulane (183)
- Tim Byrne Rutgers (204)

## 1983

- Orlando Phillips Pepperdine (69)
- Terry Lewis Mississippi St. (92)
- Dan Dixon Alabama A&M (115)
- Mark Steele Colorado St. (138)
- Ricky Mixon Cal St. Fullerton (161)

## 1984

- Earl Jones District of Col. (23)
- George Singleton Furman (69)
- John Revelli Stanford (92)
- Lance Benwald N. Dakota St. (115)
- Keith Jones Stanford (138)
- Richard Haenisch Chamainade (161)

## 1985

- A.C. Green Oregon St. (23)
- Dexter Shouse S. Alabama (92)
- Timo Sarrelainen BYU (115)
- Tony Neal Cal St. Fullerton (138)
- Keith Cieplicki Wil. & Mary (161)

## 1986

- Ken Barlow Notre Dame (23)
- Ron Kellogg Kansas (42)
- Andre Turner Memphis St. (69)
- Dale Blaney West Virginia (92)
- Roger Harden Kentucky (115)
- Walter Downing Marquette (138)
- Mark Coleman Mississippi St. (161)

## 1987

- Willie Glass St. Johns (69)
- Ralph Tally Norfolk St. (92)
- Kenny Travis New Mexico St. (115)
- Frank Ford Auburn (138)
- Ron Vanderschaaf C. Washington (161)

## 1988

- David Rivers Notre Dame (25)

## 1989

- Vlade Divac Yugoslavia (26)

## 1990

- Elden Campbell Clemson (27)
- Tony Smith Marquette (51)

## 1991

- Anthony Jones Oral Roberts (52)

## 1992

- Anthony Peeler Missouri (15)
- Duane Cooper USC (36)

## 1993

- George Lynch N. Carolina (12)
- Nick Van Exel Cincinnati (37)

## 1994

- Eddie Jones Temple (10)

## 1995

- Frankie King W. Carolina (37)

## 1996

- Derek Fisher Ark.-Little Rock (24)

## 1997

- DeJuan Wheat Louisville (52)
- Paul Rogers Gonzaga (54)

## 1998

- Sam Jacobson Minnesota (26)
- Ruben Patterson Cincinnati (31)
- Toby Bailey UCLA (45)

## 1999

- Devean George Augsburg (23)
- John Celestand Villanova (30)

## 2000

- Mark Madsen Stanford (29)

## 2001

No Picks

## 2002

- Chris Jeffries Fresno St. (27)

## 2003

- Brian Cook Illinois (24)
- Luke Walton Arizona (32)

## 2004

- Sasha Vujacic Slovenia (27)
- Marcus Douthit Providence (56)

## 2005

- Andrew Bynum St. Josephs HS (10)
- Ronny Turiaf Gonzaga (37)
- Von Wafer Florida St. (39)

## 2006

- Jordan Farmar UCLA (26)
- Cheick Samb Senegal (51)

## 2007

- Javaris Crittenton Georgia Tech (19)
- Sun Yue China (40)
- Marc Gasol Spain (48)

## 2008

- Joe Crawford Kentucky (58)

## 2009

- Toney Douglas Florida State (29)
- Patrick Beverley Arkansas (42)
- Chinemelu Elonu Texas A&M (59)

## 2010

- Devin Ebanks West Virginia (43)
- Derrick Caracter UTEP (58)

## 2011

- Darius Morris Michigan (41)
- Andrew Goudelock Charleston (46)
- C. Maduabum Nigeria (56)
- Aler Majok Sudan (58)

## 2012

- Robert Sacre Gonzaga (60)

## 2013

- Ryan Kelly Duke (48)

## 2014

- Julius Randle Kentucky (7)

## 2015

- D'Angelo Russell Ohio St. (2)
- Larry Nance Jr. Wyoming (27)
- Anthony Brown Stanford (34)

## 2016

- Brandon Ingram Duke (2)
- Ivica Zubac Croatia (32)



**1948-49**

8/30/48 Purchased Mike Bloom from Boston.  
 12/1/48 Released Mike Bloom.  
 2/7/49 Purchased Whitey Kachan from Chicago.

**1949-50**

6/22/49 Purchased Gene Stump from Boston.  
 12/7/49 Purchased Billy Hassett from Tri-City.  
 12/21/49 Sold Paul Walther to Indianapolis.

**1950-51**

12/11/50 Sold Ed Beach to Tri-City.  
 1/9/51 Drafted Dick Schnittker from Washington in the Dispersal Draft.

**1951-52**

9/21/51 Sold Kevin O'Shea to Milwaukee.  
 10/10/51 Purchased Howie Schultz from Ft. Wayne.  
 1/26/52 Purchased Pep Saul from Baltimore.

**1952-53**

None

**1953-54**

10/27/53 Sold Lew Hitch to Milwaukee.  
 12/21/53 Traded Bobby Watson to Milwaukee for Lew Hitch.  
 2/2/54 Sold Bob Harrison to Milwaukee.

**1954-55**

9/18/54 Traded Pep Saul to Milwaukee for Don Sunderlage.  
 11/28/54 Drafted Bob "Slick" Leonard from Baltimore in the Dispersal Draft.

**1955-56**

11/28/55 Sold Jim Holstein to Ft. Wayne.  
 12/16/55 Purchased Johnny Horan from Ft. Wayne.

**1956-57**

10/24/56 Sold Al Bianchi to Syracuse.  
 10/26/56 Traded Jerry Bird, Phil Jordon & Slater Martin to New York for Walter Dukes & Burdette Haldorson.  
 4/17/57 Traded Clyde Lovelette & Jim Paxson to Rochester for Bob Burrow, Ed Fleming, "Hot" Rod Hundley, Monk Meineke & Art Spoelstra.  
 4/17/57 Traded Ed Kalafat to Ft. Wayne for Corky Devlin.

**1957-58**

9/12/57 Traded Walter Dukes to Detroit for Larry Foust.  
 2/5/58 Traded Art Spoelstra to New York for Bo Erias and cash considerations.  
 2/16/58 Traded Dick Boushka & Terry Rand to St. Louis for Frank Selvy.

**1958-59**

None.

**1959-60**

12/1/59 Purchased Ron Sobie from New York.  
 12/15/59 Purchased Frank Selvy from Syracuse.  
 1/24/60 Traded Dick Garmaker and a 1960 2nd round draft pick to New York for Ray Felix and a 1960 4th round draft pick.  
 2/1/60 Traded Larry Foust to St. Louis for Nick Mantis, Chuck Share & Willie Merriweather.

**1960-61**

10/24/60 Signed free agent Gary Alcorn.  
 12/15/60 Waived Gary Alcorn  
 12/15/60 Purchased Ron Johnson from Detroit.  
 4/26/61 Bob Leonard drafted by Chicago in Expansion Draft.  
 6/21/61 Signed free agent Bob Sims.

**1961-62**

n/a Released Gary Alcorn and Ron Johnson.  
 12/1/61 Sold Bob Sims to St. Louis.  
 12/1/61 Purchased Bob McNeil from Philadelphia.  
 n/a Released Bob McNeil, Ray Felix, Wayne Yates & Bob Smith.  
 Howard Jolliff retired.

**1962-63**

9/5/62 Purchased Dick Barnett from Syracuse.  
 9/14/62 Traded Tom Hawkins to Cincinnati for a 1963 2nd round draft pick.  
 Rod Hundley retired.  
 n/a Released Rod Horn.

**1963-64**

9/6/63 Claimed Don Nelson off of waivers from Chicago.  
 9/24/63 Claimed Hub Reed off waivers from Cincinnati. Frank Selvy and Jim Krebs retired.  
 10/1/63 Roger Strickland claimed off waivers by Baltimore.  
 4/16/64 Purchased Darrell Imhoff from Detroit.  
 5/1/64 Hub Reed claimed off waivers by New York.  
 5/1/64 Waived Mel Gibson.

**1964-65**

1/28/65 Purchased Bill McGill from Grand Rapids of the North American League.  
 n/a Released Jerry Grote, Bill McGill & Charles Nash.

**1965-66**

10/14/65 Traded Dick Barnett to New York for Bob Boozer.  
 2/1/66 Signed free agent Tom Hoover.  
 5/1/66 Bob Boozer & Jim King are selected by Chicago in the Expansion Draft.  
 5/11/66 Purchased Hank Finkel from Chicago.  
 n/a Released John Fairchild, Tom Hoover & Don Nelson.  
 Gene Wiley retired.

**1966-67**

9/14/66 Purchased Tom Hawkins from Cincinnati.  
 9/22/66 Traded Leroy Ellis to Baltimore for Jim Barnes.  
 1/16/67 Traded Rudy LaRusso and a 1967 1st round draft pick to Detroit for Mel Counts (Detroit sent Ray Scott to Baltimore, who, in turn, sent Counts to LA).  
 5/1/67 John Block (San Diego), Henry Finkel (San Diego) & Walt Hazzard (Seattle) are selected in the Expansion Draft.

**1967-68**

10/21/67 Signed free agent Dennis Hamilton  
 1/9/68 Traded Jim Barnes and a 1968 3rd round draft pick to Chicago for Erwin Mueller.  
 1/12/68 Claimed Fred Crawford on waivers from New York.  
 5/2/68 Signed free agent Jay Carty.  
 5/6/68 Gail Goodrich, Dennis Hamilton & John Wetzel are selected by Phoenix in the Expansion Draft.

**1968-69**

7/9/68 Traded Jerry Chambers, Archie Clark & Darrell Imhoff to Philadelphia for Wilt Chamberlain.  
 9/23/68 Traded Erwin Mueller to Chicago for Keith Erickson.  
 10/8/68 Purchased John Egan from Milwaukee.  
 10/17/68 Waived Ed Biedenbach.





## ALL-TIME TRANSACTIONS

### 1969-70

- 9/9/69 Acquired Mike Lynn from Chicago for a 1971 3rd round draft pick.  
 9/18/69 Sold Fred Crawford to Milwaukee.  
 Released Cliff Anderson & Jay Carty.  
 Tom Hawkins retired.  
 11/27/69 Traded Bill Hewitt and a 1970 3rd round draft pick to Detroit for Happy Hairston.  
 1/23/70 Purchased John Tresvant from Seattle.  
 5/10/70 Dick Garrett (Buffalo), Mike Lynn (Buffalo) & John Egan (Cleveland) are selected in Expansion Draft.  
 5/20/70 Traded Mel Counts to Phoenix for Gail Goodrich.

### 1970-71

- 8/28/70 Claimed Fred Hetzel from Portland on waivers.  
 10/7/70 Claimed Pat Riley from Portland on waivers.  
 11/11/70 Traded John Tresvant to Baltimore for a 1972 2nd round draft pick.

### 1971-72

- 9/11/71 Acquired LeRoy Ellis from Portland for a 1972 2nd round draft pick and cash considerations.  
 9/20/71 Acquired Flynn Robinson from Cincinnati for a 1971 2nd round draft pick.  
 9/20/71 Waived Fred Hetzel, Willie McCarter & Earnie Killum.  
 10/13/71 Traded Rick Roberson to Cleveland for a 1972 2nd round draft pick and 1973 1st & 2nd round draft picks.  
 10/13/71 Claimed John Trapp on waivers from Houston.  
 11/5/71 Elgin Baylor retired.

### 1972-73

- 8/31/72 Traded Jim Cleamons to Cleveland for a 1974 2nd round draft choice.  
 9/19/72 Traded Paul Stovall to Phoenix for a 1974 2nd round draft pick and an additional future selection.  
 10/20/72 Released Roger Brown.  
 11/2/72 Traded LeRoy Ellis & John Trapp to Philadelphia for Mel Counts & Bill Bridges.  
 12/6/72 Traded Flynn Robinson to Baltimore for a 1973 2nd round draft pick.  
 12/6/72 Signed free agent Bill Turner.

### 1973-74

- 8/23/73 Acquired Stan Love from Baltimore in exchange for a 2nd round draft choice and cash considerations.  
 9/17/73 Traded Jim McMillian to Buffalo for Elmore Spencer.  
 10/30/73 Waived Travis Grant.  
 11/1/73 Traded Keith Erickson and a 1974 2nd round draft pick to Phoenix for Connie Hawkins.  
 5/17/74 Traded Jim Chones to Cleveland for a 1975 1st round draft pick.  
 6/14/74 Traded Mel Counts to New Orleans for future considerations.

### 1974-75

- 9/6/74 Signed Cazzie Russell and sent a 1976 1st round draft pick to Golden State as compensation.  
 10/3/74 Acquired Zelmo Beatty from Atlanta for a 1975 2nd round draft pick and cash considerations.  
 11/11/74 Traded Jim Price to Milwaukee for Lucius Allen.  
 11/28/74 Acquired Corky Calhoun from Phoenix for a 1976 2nd round draft pick and 1977 3rd round draft pick.  
 12/6/74 Waived Bill Bridges.  
 12/6/74 Acquired Stu Lantz from New Orleans for a 1975 3rd round draft pick and cash considerations.  
 2/10/75 Waived Stan Love.  
 6/16/75 Traded Elmore Smith, Brian Winters, Dave Meyers, & Junior Bridgeman to Milwaukee for Kareem Abdul-Jabbar & Walt Wesley.

### 1975-76

- 8/8/75 Traded Connie Hawkins to Atlanta for a 1976 3rd round draft pick.  
 9/24/75 Acquired Ron Williams from Milwaukee for a 1976 5th round draft pick.  
 10/1/75 Signed free agent Donnie Freeman.  
 10/21/75 Waived Happy Hairston.  
 10/22/75 Purchased Cornell Warner from Milwaukee.  
 10/28/75 Signed free agent Jim McDaniels.  
 10/30/75 Waived Walt Wesley.  
 11/3/75 Traded Pat Riley to Phoenix for two future draft picks.  
 11/26/75 Waived Ron Williams.  
 1/20/76 Acquired John Roche from Phoenix for future draft considerations.  
 1/21/76 Signed free agent Cliff Meely.  
 2/9/76 Waived Jim McDaniels.  
 5/10/76 Signed free agent Mack Calvin.

### 1976-77

- 7/19/76 Gail Goodrich signs with New Orleans as a veteran free agent.  
 8/5/76 Traded a 1977 2nd round pick & 1978 1st round pick to New Orleans in exchange for a 1977 1st round pick, 1978 1st round pick & 1980 2nd round pick as compensation for Jazz signing Gail Goodrich.  
 9/16/76 Signed free agent Don Chaney.  
 9/29/76 Waived Cliff Meely.  
 10/4/76 Traded future draft pick to Chicago for Allen Murphy.  
 10/5/76 Waived Donnie Freeman.  
 10/6/76 Waived John Roche.  
 10/22/76 Signed Cornell Warner.  
 10/4/76 Acquired Allen Murphy from Chicago for future considerations.  
 10/5/76 Waived Don Freeman & John Roche  
 10/18/76 Waived Corky Calhoun & Wayman Britt.  
 10/20/76 Acquired Bo Lamar from Detroit for future considerations.  
 11/2/76 Signed free agent Marvin Roberts.  
 11/2/76 Waived Allen Murphy.  
 11/2/76 Released Cornell Warner.  
 11/16/76 Traded Malvin Calvin to San Antonio for a 1977 1st round draft pick and cash considerations.  
 11/19/76 Signed free agent Johnny Neumann.

### 1977-78

- 6/6/77 Traded Lucius Allen to Kansas City for Ollie Johnson & 1st and 2nd round draft picks in 1978.  
 6/9/77 Traded Johnny Neumann to Buffalo for a 1977 3rd round draft choice.  
 7/13/77 Signed Jamaal Wilkes as a veteran free agent, sending cash and a 1978 1st round draft pick to Golden State as compensation.  
 9/7/77 Acquired Ernie DiGregorio from Buffalo for future considerations.  
 9/27/77 Waived C.J. Kupec.  
 9/30/77 Traded Ollie Johnson to Atlanta for Lou Hudson.  
 10/17/77 Traded Tony Robertson to Atlanta for a 1979 4th round draft pick.  
 10/17/77 Waived Cazzie Russell.  
 12/13/77 Acquired Adrian Dantley & Dave Robisch from Indiana for Earl Tatum & James Edwards.  
 12/27/77 Acquired Charlie Scott from Boston in exchange for Don Chaney, Kermit Washington and a 1978 1st round draft pick.  
 1/30/78 Waived Ernie DiGregorio.



**1978-79**

|          |   |
|----------|---|
| 6/8/78   | Traded Tom Abernethy to Buffalo for a 1978 2nd round draft pick.                                    |
| 6/26/76  | Traded Charlie Scott to Denver for Ron Boone and two 1979 2nd round draft picks.                    |
| 8/24/78  | Signed free agent Derrek Dickey.  |
| 9/14/78  | Waived Carlos Terry.  |
| 10/12/78 | Released Derrek Dickey.   |
| 10/27/78 | Signed Jim Price as a veteran free agent and sent a 1980 2nd round pick to Detroit as compensation. |
| 10/27/78 | Waived Brad Davis.  |

**1979-80**

|          |   |
|----------|---|
| 7/7/79   | Signed free agent Irv Kiffin.   |
| 8/9/79   | Waived Jim Price.   |
| 9/13/79  | Traded Adrian Dantley to Utah for Spencer Haywood.  |
| 10/4/79  | Waived Ron Carter.  |
| 10/5/79  | Acquired Jim Chones from Cleveland for Dave Robisch and a 1980 3rd round draft choice.                                  |
| 10/5/79  | Traded Irv Kiffin to San Antonio for a 1980 2nd round draft pick.   |
| 10/23/79 | Traded Kenny Carr to Cleveland for a 1980 2nd round draft pick and a 1981 2nd round draft pick.                         |
| 10/25/79 | Traded Ron Boone to Utah for a 1981 3rd round draft pick.   |
| 10/25/79 | Signed free agent Marty Byrnes.   |
| 2/14/80  | Traded Ollie Mack, a 1980 2nd round draft pick and a 1981 2nd round draft pick to Chicago for Mark Landsberger.         |
| 2/15/80  | Traded Don Ford and a 1980 1st round draft pick to Cleveland in exchange for Butch Lee and a 1982 1st round draft pick. |
| 5/28/80  | Marty Byrnes selected by Dallas in Expansion Draft.   |
| 6/10/80  | Released Butch Lee.   |

**1980-81**

|          |   |
|----------|---|
| 8/1/80   | Signed Myles Patrick.   |
| 8/13/80  | Signed Alan Hardy.  |
| 8/19/80  | Waived Spencer Haywood  |
| 10/1/80  | Traded Wayne Robinson to Detroit for a 1981 2nd round draft pick.   |
| 10/8/80  | Acquired Jim Brewer from Portland for the right to swap 1984 1st round draft picks or a 1984 2nd round draft pick, choosing the latter. |
| 11/17/80 | Waived Tony Jackson.  |
| 11/19/80 | Traded a 1982 1st round draft pick to New Jersey for Eddie Jordan.  |
| 12/2/80  | Waived Myles Patrick.   |

**1981-82**

|          |   |
|----------|---|
| 8/5/81   | Acquired Mitch Kupchak from Washington in exchange for Jim Chones, Brad Holland, a 1982 2nd round draft pick and a 1983 1st round draft pick. |
| 8/19/81  | Signed free agents Clay Johnson, Harvey Knuckles & Kevin McKenna.   |
| 8/24/81  | Signed free agent Darrell Allums.   |
| 9/13/81  | Signed free agent Kurt Rambis.  |
| 10/13/81 | Waived Clay Johnson.  |
| 10/15/81 | Traded Butch Carter to Indiana for a 1982 3rd round draft pick.   |
| 10/27/81 | Waived Alan Hardy.  |
| 12/24/81 | Acquired Bob McAdoo from New Jersey exchange for a 1983 2nd round draft pick.   |
| 4/12/82  | Signed free agent Clay Johnson.   |

**1982-83**

|          |   |
|----------|---|
| 9/20/82  | Signed free agent Joe Cooper.   |
| 10/8/82  | Released Kevin McKenna.   |
| 10/22/82 | Re-signed Mark Landsberger.   |
| 10/25/82 | Waived Hutch Jones.   |
| 11/2/82  | Re-signed Bob McAdoo.   |
| 11/8/82  | Released Joe Cooper.  |
| 2/15/83  | Acquired Dwight Jones from Chicago in exchange for a 1985 2nd round draft pick and cash considerations. |
| 4/12/83  | Signed free agent Billy Ray Bates.  |
| 4/16/83  | Signed free agent Steve Mix.<br>Released Billy Ray Bates.   |

**1983-84**

|          |  |
|----------|--|
| 8/22/83  | Waived Dwight Jones.   |
| 9/7/83   | Signed free agents Larry Spriggs & Calvin Garrett.<br>Steve Mix retired.   |
| 9/27/83  | Signed free agent Dale Wilkinson.  |
| 10/16/83 | Traded Norm Nixon, Eddie Jordan a 1986 2nd round draft pick and a 1987 2nd round draft pick to San Diego for Swen Nater & Byron Scott. |
| 10/17/83 | Waived Dale Wilkinson.   |
| 11/10/83 | Waived Mark Landsberger & Clay Johnson.  |
| 4/11/84  | Signed free agent Eddie Jordan.  |

**1984-85**

|          |  |
|----------|--|
| 9/21/84  | Signed free agent Chuck Nevitt.<br>Swen Nater retired. |
| 11/6/84  | Waived Chuck Nevitt.                                   |
| 11/29/84 | Signed free agent Ronnie Lester.                       |
| 3/5/85   | Signed free agent Chuck Nevitt.                        |

**1985-86**

|          |  |
|----------|--|
| 8/19/85  | Acquired Maurice Lucas from Phoenix for a 1988 2nd round draft pick and a 1989 2nd round draft pick. |
| 8/28/85  | Waived Jamaal Wilkes.  |
| 9/10/85  | Re-signed free agent Chuck Nevitt.   |
| 10/9/85  | Sold Earl Jones to San Antonio.  |
| 10/16/85 | Waived Dexter Shouse.  |
| 11/23/85 | Waived Chuck Nevitt.   |
| 3/10/86  | Signed free agent Jerome Henderson.  |
| 3/18/86  | Signed free agent Petur Gudmundsson.   |
| 6/17/86  | Traded Mike McGee and the draft rights to Ken Barlow to Atlanta for Billy Thompson & Ron Kellogg.    |

**1986-87**

|         |   |
|---------|---|
| 9/18/86 | Signed free agent Adrian Branch.  |
| 9/26/86 | Waived Maurice Lucas.   |
| 9/30/86 | Mitch Kupchak retired.  |
| 10/2/86 | Sold Ronnie Lester to Seattle.  |
| 10/9/86 | Signed Frank Brickowski, granting Seattle future considerations for not exercising right of 1st refusal.  |
| 2/13/87 | Traded Frank Brickowski, Petur Gudmundsson, a 1987 1st round draft pick, a 1990 2nd round draft pick and cash to San Antonio for Mychal Thompson. |

**1987-88**

|          |  |
|----------|--|
| 8/28/87  | Signed Frank Ford, Willie Glass, Ralph Talley & Ron Vandschaaf.  |
| 10/1/87  | Signed free agent Mike Smrek.  |
| 10/2/87  | Signed free agent Milt Wagner.   |
| 10/5/87  | Signed Wes Matthews.   |
| 10/7/87  | Acquired rights to Jeff Lamp from San Antonio in exchange for a 1988 3rd round draft pick.             |
| 11/5/87  | Sold Adrian Branch to New Jersey.  |
| 12/12/87 | Signed free agent Ray Tolbert.   |
| 3/14/88  | Waived Ray Tolbert.  |
| 3/30/88  | Signed free agent Tony Campbell.   |
| 6/23/88  | Traded a 1992 2nd round draft pick to Miami for not selecting K. Abdul-Jabbar in 1988 Expansion Draft. |
| 6/23/88  | Billy Thompson taken by Miami in Expansion Draft.  |



## ALL-TIME TRANSACTIONS

### 1988-89

8/9/88 Signed free agent Orlando Woolridge.  
8/24/88 Signed free agent Milt Wagner.  
8/29/88 Signed free agent Kannard Johnson.  
8/30/88 Signed free agent Scott Meents.  
9/20/88 Renounced rights to Mark Matthews.  
10/3/88 Signed free agent Wes McNamara.  
10/6/88 Re-signed Tony Campbell.  
10/17/88 Waived Scott Meents.  
10/24/88 Waived Milt Wagner.  
11/2/88 Traded Mike Smrek to San Antonio in exchange for a 1990 2nd round draft pick.  
6/15/89 David Rivers taken by Minnesota in Expansion Draft.

### 1989-90

8/4/89 Signed free agent Larry Drew.  
9/12/89 Signed free agent Quintin Dailey.  
9/18/89 Signed free agents Mike Higgins, Milt Newton & Steve Bucknall.  
10/2/89 Signed free agent Mel McCants.  
10/13/89 Waived Quintin Dailey.  
10/31/89 Waived Milt Newton.  
12/13/89 Waived Mike Higgins.  
12/24/89 Signed free agent Jay Vincent.  
3/5/90 Waived Steve Bucknall & Michael Higgins.  
3/5/90 Signed free agent Jawann Oldham to the first of two 10-day contracts.

### 1990-91

8/3/90 Traded Orlando Woolridge to Denver in exchange for 1993 and 1995 2nd round draft picks.  
8/6/90 Signed free agent Sam Perkins.  
8/15/90 Waived Michael Cooper.  
9/25/90 Acquired Terry Teagle from Golden State in exchange for a 1990 1st round draft pick.  
9/25/90 Traded Mark McNamara to San Antonio for choice of Lakers 1991 or 1994 2nd round draft pick.  
9/25/90 Signed free agent Tony Brown.  
10/2/90 Signed free agent Mario Elie.  
10/15/90 Waived Mario Elie.  
10/16/90 Signed free agent Irving Thomas.  
10/19/90 Waived Michael Young.  
12/6/90 Waived Tony Brown.

### 1991-92

9/30/91 Signed free agents Tony Smith & Keith Owens.  
10/2/91 Waived Larry Drew & Mychal Thompson.  
10/2/91 Acquired Sedale Threatt from Seattle in exchange for 1994, 1995 and 1996 2nd round draft picks.  
10/4/91 Signed free agent Jack Haley.  
10/29/91 Signed free agent Demetrius Calip.  
10/30/91 Waived Anthony Jones & Irving Thomas.  
12/5/91 Signed free agent Chuckie Brown.  
12/6/91 Waived Demetrius Calip.  
12/6/91 Signed free agent Rory Sparrow.  
3/20/92 Signed Cliff Robinson to the first of two 10-day contracts.  
4/8/92 Signed Cliff Robinson for remainder of the season.  
5/11/92 Acquired Milwaukee's 1992 and 1995 2nd round draft picks in exchange for releasing the rights to coach Mike Dunleavy.

### 1992-93

8/11/92 Signed Alex Blackwell.  
8/13/92 Signed free agents James Edwards & Sean Higgins.  
9/29/92 Magic Johnson announced he will play for the Lakers in 1992-93.  
9/29/92 Renounced the rights to free agents Terry Teagle, Cliff Robinson, Rory Sparrow, Keith Owens & Chuckie Brown.  
9/29/92 Waived Sean Higgins.  
2/22/93 Traded Sam Perkins to Seattle in exchange for Benoit Benjamin & Doug Christie.  
6/21/93 Acquired Sam Bowie and a 1998 2nd round draft pick from New Jersey in exchange for Benoit Benjamin.

### 1993-94

7/15/93 Signed rookie free agent Antonio Harvey.  
7/21/93 Released Alex Blackwell, A.C. Green & Byron Scott.  
8/30/93 Signed free agent Trevor Wilson.  
10/1/93 Signed free agent Kurt Rambis.  
11/4/93 Waived Duane Cooper.  
12/7/93 Waived Trevor Wilson.  
12/14/93 Waived Kurt Rambis.  
1/5/94 Re-signed Kurt Rambis.  
1/22/94 Signed Reggie Jordan to the first of two 10-day contracts.  
2/8/94 Signed Reggie Jordan for remainder of the season.  
2/24/94 Acquired Dan Schayes from Milwaukee in exchange for a 2nd round draft choice.

### 1994-95

7/1/94 Acquired Anthony Miller from Golden State in exchange for a 1995 2nd round draft pick.  
7/1/94 Renounced the rights to Dan Schayes.  
7/21/94 Signed free agent Trevor Ruffin.  
9/23/94 Acquired Cedric Ceballos from Phoenix in exchange for a 1995 1st round draft pick.  
10/13/94 Traded Doug Christie to New York in exchange for 1997 and 1998 2nd round draft picks.  
11/3/94 Waived Trevor Ruffin.  
11/10/94 James Worthy announced retirement.  
1/10/95 Signed free agent Lester Conner to 10-day contract.  
1/20/95 Signed free agent Danny Young to 10-day contract.  
1/31/95 Signed free agent Kurt Rambis.  
2/22/95 Signed free agent Lloyd Daniels to the first of two 10-day contracts.  
2/28/95 Signed free agent Randolph Keys to the first of two 10-day contracts.  
3/14/95 Signed Lloyd Daniels & Randolph Keys to a contract for the rest of the season.  
4/11/95 Waived Lloyd Daniels.  
6/24/95 Antonio Harvey selected by Vancouver in the Expansion Draft.  
6/30/95 Acquired Corie Blount from Chicago in exchange for future considerations.

### 1995-96

9/29/95 Sam Bowie retired.  
9/29/95 Released Randolph Keys, Kurt Rambis & Tony Smith.  
9/29/95 Signed free agent Gerard King.  
10/3/95 Signed free agent Fred Roberts.  
10/6/95 Signed free agent Kurt Rambis.  
10/26/95 Signed free agent Derek Strong.  
10/31/95 Waived Gerard Kings & Kurt Rambis.  
1/29/96 Signed Earvin Johnson.  
5/14/96 Earvin Johnson announces retirement.





**1996-97**

|          |  |
|----------|--|
| 7/11/96  | Traded Vlade Divac to Charlotte for Kobe Bryant.   |
| 7/16/96  | Traded Anthony Peeler, George Lynch along with 1998 and 1999 2nd round draft picks to Vancouver in exchange for 1998 and 1999 2nd round draft picks. |
| 7/16/96  | Signed free agent Sean Rooks.  |
| 7/17/96  | Released Fred Roberts, Derek Strong & Sedale Threatt.  |
| 7/18/96  | Signed free agent Shaquille O'Neal.  |
| 7/31/96  | Signed free agent Travis Knight.   |
| 8/9/96   | Signed free agent Rumeal Robinson.   |
| 8/12/96  | Signed free agent Jerome Kersey.   |
| 8/15/96  | Signed free agent Trevor Wilson.   |
| 9/11/96  | Signed free agent Jaquain Hawkins.   |
| 10/21/96 | Waived Jaquain Hawkins.  |
| 9/30/96  | Signed free agent Byron Scott.   |
| 12/16/96 | Signed Trevor Wilson.  |
| 1/10/97  | Traded Cedric Ceballos & Rumeal Robinson to Phoenix for Robert Horry & Joe Kleine.   |
| 2/20/97  | Acquired George McCloud from New Jersey for Joe Kleine, a 1997 1st round draft pick and a conditional 2nd round pick.                                |
| 2/24/97  | Signed Larry Krystkowiak to a 10-day contract.   |
| 3/5/97   | Signed Larry Krystkowiak to a second 10-day contract.  |

**1997-98**

|          |  |
|----------|--|
| 7/24/97  | Signed free agent James Forrest.   |
| 8/27/97  | Signed free agent Jon Barry.   |
| 8/28/97  | Signed free agent Rick Fox.  |
| 9/17/97  | Signed free agent Shea Seals.  |
| 9/22/97  | Signed free agent Mario Bennett.   |
| 10/2/97  | Signed DeJuan Wheat.   |
| 10/20/97 | Waived DeJuan Wheat.   |
| 10/25/97 | Waived James Forrest.  |
| 6/24/98  | Traded Nick Van Exel to Denver for Tony Battie & draft rights to Tyronn Lue. |
| 6/24/98  | Sold the draft rights to Toby Bailey to Phoenix.                             |

**1998-99**

|         |   |
|---------|---|
| 1/21/99 | Traded Tony Battie to Boston for Travis Knight.   |
| 1/21/99 | Signed free agent Derek Harper.   |
| 2/23/99 | Signed free agent Dennis Rodman.  |
| 2/24/99 | Relieved head coach Del Harris of his duties.   |
| 2/26/99 | Hired Kurt Rambis as head coach.  |
| 3/10/99 | Waived Corie Blount.  |
| 3/10/99 | Traded Eddie Jones & Elden Campbell to Charlotte for B.J. Armstrong, J.R. Reid & Glen Rice. |
| 3/10/99 | Waived B.J. Armstrong.  |
| 4/15/99 | Waived Dennis Rodman.   |

**1999-00**

|          |  |
|----------|--|
| 6/16/99  | Hired Phil Jackson as head coach.  |
| 9/1/99   | Traded Sean Rooks to Dallas for A.C. Green.                                    |
| 9/21/99  | Traded Derek Harper to Detroit for draft rights to rookie guard Melvin Levert. |
| 9/28/99  | Signed free agent Benoit Benjamin.   |
| 9/29/99  | Signed free agent John Salley.   |
| 10/13/99 | Signed free agent Ron Harper.  |
| 10/20/99 | Signed free agent Brian Shaw.  |
| 10/28/99 | Waived Benoit Benjamin.  |
| 11/12/99 | Waived Sam Jacobson.   |
| 6/28/00  | Waived A.C. Green.   |

**2000-01**

|          |  |
|----------|--|
| 8/15/00  | Signed free agent Stanislav Medvedenko.  |
| 8/23/00  | Signed free agent Andy Panko.  |
| 8/25/00  | Signed free agent Isaiah Rider.  |
| 9/20/00  | Traded Glen Rice & Travis Knight to New York in exchange for Horace Grant, Greg Foster, Chuck Person & Emanuel Davis from Seattle. |
| 9/29/00  | Waived Chuck Person.   |
| 10/2/00  | Signed free agent Mike Penberthy.  |
| 10/6/00  | Re-signed free agent Brian Shaw.   |
| 10/25/00 | Waived Emanuel Davis.  |
| 10/29/00 | Waived Andy Panko.   |
| 6/28/01  | Traded Greg Foster to Milwaukee for Lindsey Hunter.  |

**2001-02**

|          |  |
|----------|--|
| 7/20/01  | Signed free agent Mitch Richmond.        |
| 7/20/01  | Signed free agent Samaki Walker.         |
| 7/31/01  | Signed free agent Peter Cornell.         |
| 8/9/01   | Signed free agent Joe Crispin.           |
| 8/28/01  | Signed free agent Isaac Fontaine.        |
| 9/21/01  | Signed free agent Jelani McCoy.          |
| 9/21/01  | Signed free agent Isaac Fontaine.        |
| 9/26/01  | Signed free agent Dickey Simpkins.       |
| 9/27/01  | Signed free agent Paul Shirley.          |
| 9/27/01  | Signed free agent Dennis Scott.          |
| 10/16/01 | Waived Paul Shirley & Dennis Scott.      |
| 10/23/01 | Waived Peter Cornell.                    |
| 10/25/01 | Waived Isaac Fontaine & Dickey Simpkins. |
| 10/31/01 | Waived Brian Shaw.                       |
| 11/4/01  | Re-signed Brian Shaw.                    |
| 11/10/01 | Waived Mike Penberthy.                   |
| 11/25/01 | Waived Joe Crispin.                      |

**2002-03**

|          |   |
|----------|---|
| 7/26/02  | Acquired Tracy Murray, the draft rights to Kareem Rush and a 2003 2nd round draft pick from Toronto in exchange for Lindsey Hunter, the draft rights to Chris Jeffries and a 2003 2nd round draft pick. |
| 7/26/02  | Signed free agent Brian Shaw.   |
| 7/26/02  | Signed free agent Jannero Pargo.  |
| 8/14/02  | Signed free agent A.J. Guyton.  |
| 8/23/02  | Signed free agent Soumaila Samake   |
| 9/18/02  | Signed free agent Guy Rucker.   |
| 9/19/02  | Signed free agent Nick Sheppard.  |
| 9/20/02  | Signed free agent Jefferson Sobral.   |
| 10/9/02  | Waived Nick Sheppard.   |
| 10/17/02 | Waived Jefferson Sobral.  |
| 10/24/02 | Waived A.J. Guyton.   |
| 10/27/02 | Waived Guy Rucker.  |
| 12/6/02  | Waived Soumaila Samake.   |

**2003-04**

|          |  |
|----------|--|
| 7/6/03   | Signed 1st round draft-pick Brian Cook.                |
| 7/8/03   | Signed 2nd round draft-pick Luke Walton.               |
| 7/16/03  | Signed free agents Karl Malone & Gary Payton.          |
| 7/24/03  | Signed Jamal Sampson.                                  |
| 7/28/03  | Signed free agent Horace Grant.                        |
| 8/13/03  | Signed free agents Ime Udoka & Maurice Carter.         |
| 8/14/03  | Signed free agent Koko Archibong.                      |
| 8/15/03  | Signed free agent Eric Chenowith.                      |
| 8/19/03  | Signed free agent Stephane Pelle.                      |
| 10/1/03  | Signed free agent Bryon Russell.                       |
| 10/14/03 | Signed Koko Archibong & Maurice Carter.                |
| 10/23/03 | Waived Eric Chenowith, Stephane Pelle & Ime Udoka.     |
| 1/7/04   | Waived Jannero Pargo.                                  |
| 1/14/04  | Signed free agent Ime Udoka to a 10-day contract.      |
| 1/30/04  | Signed free agent Maurice Carter to a 10-day contract. |
| 2/9/04   | Signed Maurice Carter to a second 10-day contract.     |







## ALL-TIME TRANSACTIONS

### 2004-05

7/10/04 Hired head coach Rudy Tomjanovich.  
 7/14/04 Acquired Lamar Odom, Brian Grant, Caron Butler, a 2006 1st round draft pick and a 2007 2nd round draft pick from Miami in exchange for Shaquille O'Neal.  
 7/15/04 Re-signed Kobe Bryant.  
 7/20/04 Signed 1st round draft pick Sasha Vujacic.  
 7/20/04 Signed free agent Vlade Divac.  
 8/2/04 Re-signed Stanislav Medvedenko.  
 8/6/04 Acquired Chris Mihm, Chucky Atkins & Jumaine Jones from Boston in exchange for Gary Payton, Rick Fox and a 2006 1st round draft pick. (trade was amended 8/13/04).  
 8/6/04 Signed free agent Tony Bobbitt.  
 8/24/04 Signed free agent Nate Johnson.  
 9/29/04 Signed free agent Neil Yanke.  
 10/4/04 Signed free agents Terre Brown & Jerry Dupree.  
 10/6/04 Signed free agent Ike Nwankwo.  
 10/23/04 Waived Jerry Dupree & Neil Yanke.  
 10/27/04 Waived Nate Johnson & Ike Nwankwo.  
 11/1/04 Waived Tony Bobbitt.  
 12/6/04 Traded Kareem Rush to Charlotte for a 2005 2nd round draft pick and a 2009 2nd round draft pick.  
 12/6/04 Signed free agent Tony Bobbitt.  
 2/2/05 Named Frank Hamblen head coach after Rudy Tomjanovich steps down.

### 2005-06

6/14/05 Hired head coach Phil Jackson.  
 7/6/05 Signed 1st round draft pick Andrew Bynum.  
 8/1/05 Signed 2nd round draft pick Von Wafer.  
 8/2/05 Acquired Kwame Brown & Laron Profit from Washington for Caron Butler & Chucky Atkins.  
 8/2/05 Signed free agent William "Smush" Parker.  
 8/8/05 Re-signed Luke Walton.  
 8/10/05 Waived designated amnesty player Brian Grant.  
 8/26/05 Signed free agent Aaron McKie.  
 9/6/05 Signed free agent Devin Green.  
 9/19/05 Signed free agent Will Conroy.  
 10/3/05 Signed free agent Corie Blount.  
 10/6/05 Waived Vlade Divac.  
 10/6/05 Signed free agent Adam Parada.  
 10/18/05 Waived Will Conroy.  
 10/26/05 Traded Jumaine Jones to Charlotte in exchange for a 2007 2nd round draft pick.  
 10/27/05 Waived Tony Bobbitt & Adam Parada.  
 10/31/05 Exercised 4th year option on Brian Cook.  
 10/31/05 Waived Corie Blount.  
 1/17/06 Signed 2nd round draft pick Ronny Turiaf.  
 1/17/06 Waived Laron Profit.  
 3/6/06 Signed free agent Jim Jackson.  
 3/6/06 Waived Stanislav Medvedenko.

### 2006-07

6/28/06 Acquired draft rights to J.R.Pinnock from Dallas for a 2007 2nd round draft pick acquired from Miami.  
 6/28/06 Acquired Maurice Evans from Detroit for draft rights to 2nd round selection Cheick Samb.  
 7/5/06 Signed 1st round draft pick Jordan Farmar.  
 7/12/06 Signed free agent Vladimir Radmanovic.  
 7/12/06 Signed free agent Shammond Williams.  
 9/6/06 Signed J.R. Pinnock.  
 9/25/06 Re-signed Devin Green.  
 10/2/06 Signed Mamadou N'Diaye.  
 10/2/06 Signed Marcus Douthit.  
 10/12/06 Waived Marcus Douthit & Mamadou N'Diaye.  
 10/26/06 Waived J.R. Pinnock & Von Wafer.  
 10/27/06 Exercised 3rd year option on Andrew Bynum.  
 10/27/06 Exercised 4th year option on Sasha Vujacic.  
 10/30/06 Waived Devin Green.  
 10/31/06 Signed Brian Cook to multi-year contract extension.

### D-League Transactions

Assigned Jordan Farmar (3/31, 4/2, 4/12).  
 Recalled Jordan Farmar (4/1, 4/3, 4/12).

### 2007-08

7/3/07 Signed 1st round draft pick Javaris Crittenton.  
 7/12/07 Re-signed Luke Walton.  
 7/19/07 Re-signed Chris Mihm.  
 7/20/07 Signed free agent guard Derek Fisher.  
 7/30/07 Signed free agent guard Coby Karl.  
 8/22/07 Signed free agent center Larry Turner.  
 9/17/07 Signed free agent forward Elton Brown.  
 10/1/07 Signed free agent forward Andre Patterson.  
 10/23/07 Waived Elton Brown, Andre Patterson & Larry Turner.  
 10/29/07 Exercised 3rd year option on Jordan Farmar.  
 10/29/07 Exercised 4th year option on Andrew Bynum.  
 11/20/07 Acquired Trevor Ariza from Orlando in exchange for Brian Cook & Maurice Evans.  
 12/12/07 Signed Phil Jackson to contract extension.  
 1/21/08 Signed free agent DJ Mbenga to 10-day contract.  
 2/1/08 Signed free agent Aaron McKie.  
 2/1/08 Acquired Pau Gasol and a 2010 2nd round draft pick from Memphis in exchange for Kwame Brown, Javaris Crittenton, Aaron McKie, the draft rights to Marc Gasol and 1st round draft picks in 2008 & 2010.  
 2/1/08 Signed DJ Mbenga to 2nd 10-day contract.  
 2/11/08 Signed DJ Mbenga for remainder of season.  
 3/21/08 Signed free agent Ira Newble to 10-day contract.  
 4/1/08 Signed Ira Newble for remainder of season.

### D-League Transactions

Assigned Coby Karl (11/28, 2/14, 4/5).  
 Recalled Coby Karl (12/24, 2/19).





**2008-09**

7/28/08 Re-signed Sasha Vujacic.  
 8/1/08 Signed free agent Dwayne Mitchell.  
 8/14/08 Signed free agent Josh Powell.  
 8/25/08 Signed 2007 2nd round draft pick Sun Yue.  
 8/27/08 Signed 2nd round draft pick Joe Crawford.  
 9/10/08 Signed free agent Brandon Heath.  
 9/12/08 Signed free agent C.J. Giles.  
 9/24/08 Re-signed DJ Mbenga.  
 10/8/08 Waived Dwayne Mitchell.  
 10/20/08 Waived Brandon Heath.  
 10/22/08 Waived Joe Crawford & C.J. Giles.  
 10/27/08 Waived Coby Karl.  
 10/27/08 Exercised 4th year option on Jordan Farmar.  
 2/7/09 Acquired Adam Morrison & Shannon Brown from Charlotte in exchange for Vladimir Radmanovic.  
 2/18/09 Traded Chris Mihm to Memphis in exchange for conditional 2nd round pick in the 2013 NBA Draft.

**D-League Transactions**

Assigned Sun Yue (3/6, 3/19).  
 Recalled Sun Yue (3/16).

**2009-10**

6/25/09 Sent draft rights to Toney Douglas to New York in exchange for a 2011 2nd round draft pick & cash considerations.  
 6/25/09 Sent draft rights to Patrick Beverley to Miami in exchange for a 2011 2nd round draft pick & cash considerations.  
 7/7/09 Re-signed Shannon Brown.  
 7/7/09 Signed free agent Metta World Peace.  
 7/31/09 Re-signed Lamar Odom.  
 9/28/09 Signed free agents Michael Fey, Tony Gaffney, Mickael Gelabale & David Monds.  
 9/30/09 Signed free agent Thomas Kelati.  
 10/10/09 Waived Michael Fey, Mickael Gelabale & David Monds.  
 10/21/09 Waived Thomas Kelati.  
 10/24/09 Waived Tony Gaffney.  
 12/23/09 Signed Pau Gasol to a contract extension.  
 4/2/10 Signed Kobe Bryant to a contract extension.

**2010-11**

7/8/10 Signed free agent Steve Blake.  
 7/14/10 Re-signed Derek Fisher.  
 7/22/10 Signed free agent Theo Ratliff.  
 7/22/10 Signed free agent Matt Barnes.  
 8/11/10 Re-signed Shannon Brown.  
 8/12/10 Signed 2nd round draft pick Devin Ebanks.  
 8/13/10 Signed 2nd round draft pick Derrick Caracter.  
 9/24/10 Signed free agents Russell Hicks, Trey Johnson, Drew Naymick & Anthony Roberson.  
 9/30/10 Waived Russell Hicks & Anthony Roberson.  
 10/21/10 Waived Trey Johnson & Drew Naymick.  
 12/15/10 Acquired Joe Smith, Golden State's 2011 2nd round draft pick, Chicago's 2012 2nd round draft pick & the draft rights to Sergei Lishouk in exchange for Sasha Vujacic & a conditional 2011 1st round draft pick in a three-team trade with New Jersey & Houston.  
 4/13/11 Signed free agent Trey Johnson.

**D-League Transactions**

Assigned Devin Ebanks (12/17).  
 Recalled Devin Ebanks (1/9).  
 Assigned Derrick Caracter (3/29, 4/6).  
 Recalled Derrick Caracter (4/5, 4/13).

**2011-12**

12/9/11 Signed free agent Jason Kapono.  
 12/9/11 Signed 2nd round draft pick Darius Morris.  
 12/9/11 Signed 2nd round draft pick Andrew Goudelock.  
 12/9/11 Signed free agent Elijah Millsap.  
 12/9/11 Signed free agent Zach Andrews.  
 12/9/11 Signed free agent Chris Daniels.  
 12/11/11 Acquired Dallas' 2012 1st Round draft pick and a trade exception in exchange for Lamar Odom and a 2012 2nd Round draft pick.  
 12/13/11 Signed free agent Gerald Green.  
 12/13/11 Signed free agent Malcolm Thomas.  
 12/14/11 Signed free agent Josh McRoberts.  
 12/18/11 Signed free agent Troy Murphy.  
 12/22/11 Waived Zach Andrews, Chris Daniels, Gerald Green, Elijah Millsap & Malcolm Thomas.  
 2/7/12 Waived Derrick Caracter.  
 3/15/12 Acquired Ramon Sessions and Christian Eyenga from Cleveland in exchange for Luke Walton, Jason Kapono, the Lakers' 2012 1st Round (protected) draft pick and other considerations.  
 3/15/12 Acquired Jordan Hill from Houston for Derek Fisher and Dallas' protected 1st round selection in the 2012 NBA Draft.

**D-League Transactions**

Assigned Andrew Goudelock (12/17).  
 Recalled Andrew Goudelock (12/18).  
 Assigned Malcolm Thomas (12/17).  
 Recalled Malcolm Thomas (12/18).  
 Assigned Derrick Caracter (1/25).  
 Assigned Devin Ebanks (2/15).  
 Recalled Devin Ebanks (2/28).  
 Assigned Darius Morris (3/7).  
 Recalled Darius Morris (3/16).  
 Recalled Christian Eyenga (4/25).

**2012-13**

6/28/12 Acquired rights to Dallas' 2nd round draft pick Darius Johnson-Odom for cash considerations.  
 7/10/12 Acquired Steve Nash from Phoenix in exchange for 1st round draft picks in 2013 & 2015 and 2nd round draft picks in 2013 & 2014.  
 7/25/12 Signed free agent Antawn Jamison.  
 7/25/12 Re-signed Jordan Hill.  
 8/10/12 Acquired Dwight Howard, Chris Duhon & Earl Clark from Orlando in exchange for Josh McRoberts, Christian Eyenga, a protected 2017 1st round draft pick and a protected 2015 2nd round draft pick while sending Andrew Bynum to Philadelphia in a four-team trade (Denver, Philadelphia).  
 8/13/12 Signed free agent Jodie Meeks.  
 8/13/12 Re-signed Devin Ebanks.  
 9/5/12 Signed free agents Greg Somogyi & Reeves Nelson.  
 9/7/12 Signed 2nd round draft pick Robert Sacre.  
 9/17/12 Signed Darius Johnson-Odom.  
 9/27/12 Signed free agent Ronnie Aguilar.  
 10/1/12 Signed free agent Chris Douglas-Roberts.  
 10/20/12 Waived Ronnie Aguilar & Reeves Nelson.  
 10/22/12 Waived Chris Douglas-Roberts and Greg Somogyi.  
 10/27/12 Waived Andrew Goudelock.  
 1/7/13 Waived Darius Johnson-Odom.  
 4/14/13 Re-signed free agent Andrew Goudelock.

**D-League Transactions**

Assigned Darius Johnson-Odom (11/10, 11/17, 11/25).  
 Recalled Darius Johnson-Odom (11/11, 11/18).  
 Assigned Robert Sacre (11/27, 11/28, 1/5, 3/7, 3/9, 4/3).  
 Recalled Robert Sacre (11/27, 12/3, 1/7, 3/8, 3/9, 4/4).  
 Assigned Darius Morris (3/7, 3/9, 4/3).  
 Recalled Darius Morris (3/8, 3/9, 4/4).





## ALL-TIME TRANSACTIONS

### 2013-14

- 6/27/13 Selected Ryan Kelly with the 48th pick in the 2013 NBA Draft.
- 7/10/13 Re-signed Robert Sacre.
- 7/11/13 Signed free agent Nick Young.
- 7/12/13 Signed free agent Chris Kaman.
- 7/15/13 Signed free agent Wesley Johnson.
- 7/17/13 Signed free agent Jordan Farmar.
- 8/14/13 Signed free agent Elias Harris.
- 9/3/13 Signed free agent Shawne Williams.
- 9/5/13 Signed free agent Xavier Henry.
- 9/16/13 Signed free agent Marcus Landry.
- 9/20/13 Signed Ryan Kelly.
- 9/25/13 Signed free agents Eric Boateng and Darius Johnson-Odom.
- 9/27/13 Signed free agent Dan Gadzuric.
- 10/9/13 Waived Eric Boateng and Dan Gadzuric.
- 10/16/13 Waived Darius Johnson-Odom.
- 10/25/13 Waived Marcus Landry.
- 11/25/13 Signed Kobe Bryant to a contract extension.
- 11/29/13 Waived Elias Harris.
- 12/20/13 Signed free agent Kendall Marshall.
- 1/7/14 Waived Shawne Williams.
- 1/16/14 Signed Manny Harris to a 10-day contract.
- 1/26/14 Signed Manny Harris to a 10-day contract.
- 2/6/14 Signed Shawne Williams to a 10-day contract.
- 2/19/14 Acquired Kent Bazemore and MarShon Brooks from the Golden State Warriors in exchange for Steve Blake.

### D-League Transactions

- Assigned Elias Harris (11/14, 11/15, 11/17, 11/21, 11/23, 11/24).
- Recalled Elias Harris (11/15, 11/16, 11/19, 11/21, 11/23).
- Assigned Xavier Henry (2/27).
- Recalled Xavier Henry (3/2).
- Assigned Ryan Kelly (11/14, 11/15, 11/17, 11/21, 11/23, 11/24, 12/5).
- Recalled Ryan Kelly (11/15, 11/16, 11/19, 11/21, 11/23, 12/2, 12/7).

### 2014-15

- 6/26/14 Selected Julius Randle with the 7th pick in the 2014 NBA Draft.
- Acquired the draft rights to Jordan Clarkson (46th overall selection) from the Washington Wizards in exchange for cash considerations.
- 7/13/14 Acquired Jeremy Lin, a future first round draft pick, and a conditional 2015 second round draft pick from the Houston Rockets in exchange for the rights to Sergei Lishchuk.
- 7/17/14 Awarded Carlos Boozer on a partial waiver claim.
- 7/18/14 Waived Kendall Marshall.
- 7/21/14 Signed free agents Ryan Kelly and Nick Young.
- 7/23/14 Signed free agents Ed Davis and Jordan Hill.
- 7/25/14 Signed free agent Xavier Henry.
- 7/28/14 Signed free agent Wesley Johnson.
- 9/22/14 Signed free agent Wayne Ellington.
- 9/23/14 Signed free agents Keith Appling, Jabari Brown, Roscoe Smith, and Jeremy Tyler.
- 9/24/14 Signed free agent Ronnie Price.
- 10/20/14 Waived Keith Appling and Jeremy Tyler.
- 10/25/14 Waived Jabari Brown and Roscoe Smith.
- 12/28/14 Waived Xavier Henry.
- Awarded Tarik Black on a waiver claim.

### 2014-15 (cont.)

- 3/10/15 Signed Jabari Brown to a 10-day contract.
- 3/21/15 Signed Jabari Brown to a second 10-day contract.
- 4/1/15 Signed Jabari Brown to a multi-year contract.
- Waived Steve Nash.
- 4/3/15 Signed Dwight Buycks to a 10-day contract.
- 4/13/15 Signed Vander Blue for the remainder of the season.

### D-League Transactions

- Assigned Jordan Clarkson (11/15, 11/22, 12/6, 12/18, 1/3).
- Recalled Jordan Clarkson (11/15, 11/22, 12/7, 12/18, 1/3).
- Assigned Xavier Henry (11/15, 11/22).
- Recalled Xavier Henry (11/15, 11/22).
- Assigned Tarik Black (1/3).
- Recalled Tarik Black (1/3).
- Assigned Ryan Kelly (1/30).
- Recalled Ryan Kelly (1/30).

### 2015-16

- 6/25/15 Selected D'Angelo Russell with the 2nd pick, Larry Nance Jr. with the 27th pick, and Anthony Brown with the 34th pick in the 2015 NBA Draft.
- 7/9/15 Signed free agents Lou Williams and Brandon Bass.
- Acquired Roy Hibbert from the Indiana Pacers in exchange for a future second round pick.
- 8/13/15 Signed free agent Jonathan Holmes.
- 8/25/15 Signed free agent Michael Frazier II.
- 9/9/15 Signed free agent Marcelo Huertas.
- 9/14/15 Signed free agent Robert Upshaw.
- 9/24/15 Signed free agent Metta World Peace.
- 10/20/15 Waived Michael Frazier II and Robert Upshaw.
- 10/23/15 Waived Jonathan Holmes.
- 10/26/15 Waived Jabari Brown.

### D-League Transactions

- Assigned Anthony Brown (11/17, 11/18, 11/19, 11/21, 11/26, 12/13, 1/2).
- Recalled Anthony Brown (11/18, 11/19, 11/21, 11/22, 11/29, 12/13, 1/2).
- Assigned Tarik Black (12/13, 12/17, 12/18, 1/2, 1/8, 1/30).
- Recalled Tarik Black (12/13, 12/18, 12/23, 1/2, 1/11, 1/30).
- Assigned Ryan Kelly (12/13, 12/17, 12/18, 1/2, 1/8).
- Recalled Ryan Kelly (12/13, 12/18, 12/23, 1/2, 1/11).





## 1948-54

President: Ben Berger  
 Vice President: Morris Chalfen  
 General Manager: Max Winter  
 Head Coach: John Kundla

## 1954-55

President: Ben Berger  
 Vice President: Morris Chalfen  
 General Manager: George Mikan  
 Head Coach: John Kundla

## 1955-56

President: Ben Berger  
 Executive VP & GM: George Mikan  
 Vice President: Morris Chalfen  
 Head Coach: John Kundla  
 Assistant Coach: Dave MacMillan

## 1956-57

President: Ben Berger  
 Vice President: Morris Chalfen  
 General Manager: George Mikan  
 Head Coach: John Kundla  
 Assistant Coach: Dave MacMillan

## 1957-58

President: Robert Short  
 Vice Presidents: David Babcock  
 Odd Moe  
 John Scheefe  
 General Manager: John Kundla  
 Head Coach: George Mikan  
 John Kundla

## 1958-59

President: Robert Short  
 Vice Presidents: David Babcock  
 Odd Moe  
 John Scheefe  
 Head Coach: John Kundla

## 1959-60

President: Robert Short  
 Vice Presidents: David Babcock  
 Odd Moe  
 John Scheefe  
 Head Coach: John Castellani  
 Jim Pollard

## 1960-65

President: Robert Short  
 General Manager: Louis Mohs  
 Head Coach: Fred Schaus

## 1965-66

President: Jack Kent Cooke  
 General Manager: Louis Mohs  
 Head Coach: Fred Schaus

## 1966-67

President: Jack Kent Cooke  
 VP & General Manager: Louis Mohs  
 Head Coach: Fred Schaus

## 1967-69

President: Jack Kent Cooke  
 General Manager: Fred Schaus  
 Head Coach: Bill van Breda Kolf

## 1969-70

President: Jack Kent Cooke  
 General Manager: Fred Schaus  
 Head Coach: Joseph A. Mullaney

## 1970-71

Chairman / President: Jack Kent Cooke  
 VP & General Manager: Fred Schaus  
 Head Coach: Joseph A. Mullaney

## 1971-72

Chairman / President: Jack Kent Cooke  
 VP & General Manager: Fred Schaus  
 Head Coach: Bill Sharman  
 Assistant Coach/Dir. of Player Personnel: K.C. Jones

## 1972-75

Chairman / President: Jack Kent Cooke  
 General Manager: Pete Newell  
 Assistant GM: Chick Hearn  
 Head Coach: Bill Sharman  
 Assistant Coach: John Barnhill

## 1975-76

Chairman / President: Jack Kent Cooke  
 General Manager: Pete Newell  
 Assistant GM: Chick Hearn  
 Head Coach: Bill Sharman  
 Assistant Coach: Larry Creger

## 1976-77

Chairman / President: Jack Kent Cooke  
 General Manager: Bill Sharman  
 Assistant GM: Chick Hearn  
 Head Coach: Jerry West  
 Assistant Coaches: Stan Albeck  
 Jack McCloskey

## 1977-79

Chairman / President: Jack Kent Cooke  
 General Manager: Bill Sharman  
 Assistant GM: Chick Hearn  
 Head Coach: Jerry West  
 Assistant Coaches: Stan Albeck  
 Jack McCloskey

## 1979-80

Chairman of the Board: Dr. Jerry Buss  
 General Manager: Bill Sharman  
 Special Consultant: Jerry West  
 Assistant GM: Chick Hearn  
 Head Coach: Jack McKinney  
 Assistant Coaches: Paul Westhead  
 Paul Westhead  
 Pat Riley

## 1980-81

Owner: Dr. Jerry Buss  
 General Manager: Bill Sharman  
 Special Consultant: Jerry West  
 Assistant GM: Chick Hearn  
 Head Coach: Paul Westhead  
 Assistant Coaches: Pat Riley  
 Mike Thibault

## 1981-82

Owner: Dr. Jerry Buss  
 General Manager: Bill Sharman  
 Special Consultant: Jerry West  
 Assistant GM: Chick Hearn  
 Head Coach: Paul Westhead  
 Pat Riley  
 Assistant Coaches: Pat Riley  
 Mike Thibault  
 Bill Bertka

## 1982-85

Owner: Dr. Jerry Buss  
 President: Bill Sharman  
 General Manager: Jerry West  
 Assistant GM: Chick Hearn  
 Head Coach: Pat Riley  
 Assistant Coaches: Bill Bertka  
 Dave Wohl

## 1985-86

Owner: Dr. Jerry Buss  
 President: Bill Sharman  
 General Manager: Jerry West  
 Assistant GM: Chick Hearn  
 Head Coach: Pat Riley  
 Assistant Coaches: Bill Bertka  
 Randy Pfund

## 1986-87

Owner: Dr. Jerry Buss  
 President: Bill Sharman  
 General Manager: Jerry West  
 Assistant GM: Chick Hearn  
 Head Coach: Mitch Kupchak  
 Assistant Coaches: Pat Riley  
 Bill Bertka  
 Randy Pfund

## 1987-88

Owner: Dr. Jerry Buss  
 President: Bill Sharman  
 General Manager: Jerry West  
 Assistant GM: Mitch Kupchak  
 Head Coach: Pat Riley  
 Assistant Coaches: Bill Bertka  
 Randy Pfund

## 1988-89

Owner: Dr. Jerry Buss  
 General Manager: Jerry West  
 Assistant GM: Mitch Kupchak  
 Head Coach: Pat Riley  
 Assistant Coaches: Bill Bertka  
 Randy Pfund

## 1989-90

Owner: Dr. Jerry Buss  
 General Manager: Jerry West  
 Assistant GM: Mitch Kupchak  
 Head Coach: Pat Riley  
 Assistant Coaches: Bill Bertka  
 Jim Eyer  
 Randy Pfund





# MANAGEMENT HISTORY

## 1990-1992

Owner: Dr. Jerry Buss  
 General Manager: Jerry West  
 Assistant GM: Mitch Kupchak  
 Head Coach: Mike Dunleavy  
 Assistant Coaches: Bill Bertka  
 Jim Eyen  
 Randy Pfund

## 1992-93

Owner / Governor: Dr. Jerry Buss  
 General Manager: Jerry West  
 Assistant GM: Mitch Kupchak  
 Head Coach: Randy Pfund  
 Assistant Coaches: Bill Bertka  
 Larry Drew  
 Chet Kammerer

## 1993-94

Owner / Governor: Dr. Jerry Buss  
 General Manager: Jerry West  
 Assistant GM: Mitch Kupchak  
 Head Coach: Randy Pfund  
 Bill Bertka  
 Earvin Johnson  
 Bill Bertka  
 Larry Drew  
 Chet Kammerer  
 Michael Cooper

## 1994-96

Owner / Governor: Dr. Jerry Buss  
 Exec. VP / Basketball Ops: Jerry West  
 General Manager: Mitch Kupchak  
 Head Coach: Del Harris  
 Assistant Coaches: Bill Bertka  
 Michael Cooper  
 Larry Drew  
 Kurt Rambis

## 1996-98

Owner / Governor: Dr. Jerry Buss  
 Exec. VP / Basketball Ops: Jerry West  
 General Manager: Mitch Kupchak  
 Head Coach: Del Harris  
 Assistant Coaches: Bill Bertka  
 Larry Drew  
 Kurt Rambis

## 1998-99

Owner / Governor: Dr. Jerry Buss  
 Exec. VP / Basketball Ops: Jerry West  
 General Manager: Mitch Kupchak  
 Assistant GM: Jim Buss  
 Head Coach: Del Harris  
 Bill Bertka  
 Kurt Rambis  
 Bill Bertka  
 Larry Drew  
 Kurt Rambis  
 Dave Wohl

## 1999-2000

Owner / Governor: Dr. Jerry Buss  
 Exec. VP / Basketball Ops: Jerry West  
 General Manager: Mitch Kupchak  
 Assistant GM: Jim Buss  
 Head Coach: Phil Jackson  
 Assistant Coaches: Bill Bertka  
 Jim Clemons  
 Frank Hamblen  
 Tex Winter

## 2000-01

Owner / Governor: Dr. Jerry Buss  
 General Manager: Mitch Kupchak  
 Assistant GM: Jim Buss  
 Head Coach: Phil Jackson  
 Assistant Coaches: Bill Bertka  
 Jim Clemons  
 Frank Hamblen  
 Tex Winter

## 2001-04

Owner / Governor: Dr. Jerry Buss  
 General Manager: Mitch Kupchak  
 Assistant GM: Jim Buss  
 Head Coach: Phil Jackson  
 Assistant Coaches: Ronnie Lester  
 Phil Jackson  
 Jim Clemons  
 Frank Hamblen  
 Kurt Rambis  
 Tex Winter

## 2004-05

Owner / President / Governor / Director: Dr. Jerry Buss  
 General Manager: Mitch Kupchak  
 Assistant GM: Jim Buss  
 Head Coach: Ronnie Lester  
 Rudy Tomjanovich  
 Frank Hamblen  
 Chris Bodaken  
 Frank Hamblen  
 Melvin Hunt  
 Larry Smith  
 Mike Wells  
 Kurt Rambis  
 Brian Shaw

## 2005-06

Owner / President / Governor / Director: Dr. Jerry Buss  
 General Manager: Mitch Kupchak  
 VP / Player Personnel: Jim Buss  
 Assistant GM: Ronnie Lester  
 Head Coach: Phil Jackson  
 Assistant Coaches: Frank Hamblen  
 Kurt Rambis  
 Brian Shaw  
 Special Asst. Coaches: Kareem Abdul-Jabbar  
 Craig Hodges

## 2006-09

Owner / President / Governor / Director: Dr. Jerry Buss  
 General Manager: Mitch Kupchak  
 VP / Player Personnel: Jim Buss  
 Assistant GM: Ronnie Lester  
 Head Coach: Phil Jackson  
 Assistant Coaches: Jim Clemons  
 Frank Hamblen  
 Kurt Rambis  
 Brian Shaw  
 Kareem Abdul-Jabbar  
 Craig Hodges

## 2009-10

Owner / President / Governor / Director: Dr. Jerry Buss  
 General Manager: Mitch Kupchak  
 EVP / Player Personnel: Jim Buss  
 Assistant GM: Ronnie Lester  
 Head Coach: Phil Jackson  
 Assistant Coaches: Jim Clemons  
 Frank Hamblen  
 Brian Shaw  
 Kareem Abdul-Jabbar  
 Craig Hodges

## 2010-11

Owner / President / Governor / Director: Dr. Jerry Buss  
 General Manager: Mitch Kupchak  
 EVP / Player Personnel: Jim Buss  
 Assistant GM: Ronnie Lester  
 Head Coach: Phil Jackson  
 Assistant Coaches: Jim Clemons  
 Frank Hamblen  
 Chuck Person  
 Brian Shaw  
 Kareem Abdul-Jabbar  
 Craig Hodges

## 2011-12

Owner / President / Governor / Director: Dr. Jerry Buss  
 General Manager: Mitch Kupchak  
 EVP / Player Personnel: Jim Buss  
 Head Coach: Mike Brown  
 Assistant Coaches: Darwin Ham  
 John Kuester  
 Chuck Person  
 Quin Snyder  
 Ettore Messina

## 2012-13

Owner / President / Governor / Director: Dr. Jerry Buss  
 General Manager: Mitch Kupchak  
 EVP / Player Personnel: Jim Buss  
 Assistant GM: Glenn Carraro  
 Head Coach: Mike Brown  
 Assistant Coaches: Mike D'Antoni  
 Bernie Bickerstaff  
 Steve Clifford  
 Dan D'Antoni  
 Darwin Ham  
 Eddie Jordan  
 Chuck Person



**2013-14**

President / Governor: Jeanie Buss  
EVP / Basketball Operations: Jim Buss  
General Manager: Mitch Kupchak  
Assistant GM: Glenn Carraro  
Head Coach: Mike D'Antoni  
Assistant Coaches: Dan D'Antoni  
Johnny Davis  
Kurt Rambis

**2014-15**

President / Governor: Jeanie Buss  
EVP / Basketball Operations: Jim Buss  
General Manager: Mitch Kupchak  
Assistant GM: Glenn Carraro  
Head Coach: Byron Scott  
Assistant Coaches: Paul Pressey  
Jim Eyer  
Mark Madsen

**2015-16**

President / Governor: Jeanie Buss  
EVP / Basketball Operations: Jim Buss  
General Manager: Mitch Kupchak  
Assistant GM: Glenn Carraro  
Head Coach: Byron Scott  
Assistant Coaches: Paul Pressey  
Jim Eyer  
Mark Madsen

**2016-17**

President / Governor: Jeanie Buss  
EVP / Basketball Operations: Jim Buss  
General Manager: Mitch Kupchak  
Assistant GM: Glenn Carraro  
Head Coach: Luke Walton  
Associate Head Coach: Brian Shaw  
Assistant Coaches: Jesse Mermuys  
Mark Madsen  
Brian Keefe  
Jud Buechler  
Theo Robertson





# ALL-TIME ROSTER WITH STATISTICS

## KAREEM ABDUL-JABBAR - 7-2, 267 - UCLA

APRIL 16, 1947

### REGULAR SEASON

|         | G    | Min.  | FG   | FGA   | Pct. | 3FG | 3FGA | PCT  | FT   | FTA  | Pct. | Off. | Def. | Tot.  | Ast. | PF   | Dq. | StL | TO   | Blk. | Prs.  | Avg. | HI |
|---------|------|-------|------|-------|------|-----|------|------|------|------|------|------|------|-------|------|------|-----|-----|------|------|-------|------|----|
| 1975-76 | 82   | 3379  | 914  | 1728  | .529 | -   | -    | -    | 447  | 636  | .703 | 272  | 1111 | 1383  | 413  | 292  | 6   | 119 | -    | 338  | 2275  | 27.7 | 48 |
| 1976-77 | 82   | 3016  | 888  | 1533  | .579 | -   | -    | -    | 376  | 536  | .701 | 266  | 824  | 1090  | 319  | 262  | 4   | 101 | -    | 261  | 2152  | 26.2 | 40 |
| 1977-78 | 62   | 2265  | 663  | 1205  | .550 | -   | -    | -    | 274  | 350  | .783 | 186  | 615  | 801   | 269  | 182  | 1   | 103 | 208  | 185  | 1600  | 25.8 | 43 |
| 1978-79 | 80   | 3157  | 777  | 1347  | .577 | -   | -    | -    | 349  | 474  | .736 | 207  | 818  | 1025  | 431  | 230  | 3   | 76  | 282  | 316  | 1903  | 23.8 | 40 |
| 1979-80 | 82   | 3143  | 835  | 1383  | .604 | 0   | 1    | .000 | 364  | 476  | .765 | 190  | 696  | 886   | 371  | 216  | 2   | 81  | 297  | 280  | 2034  | 24.8 | 42 |
| 1980-81 | 80   | 2976  | 836  | 1457  | .574 | 0   | 1    | .000 | 423  | 552  | .766 | 197  | 624  | 821   | 272  | 244  | 4   | 59  | 249  | 228  | 2095  | 26.2 | 42 |
| 1981-82 | 76   | 2677  | 753  | 1301  | .579 | 0   | 3    | .000 | 312  | 442  | .706 | 172  | 487  | 659   | 225  | 224  | 0   | 63  | 230  | 207  | 1818  | 23.9 | 41 |
| 1982-83 | 79   | 2554  | 722  | 1228  | .588 | 0   | 2    | .000 | 278  | 371  | .749 | 167  | 425  | 592   | 220  | 220  | 1   | 61  | 200  | 170  | 1722  | 21.8 | 38 |
| 1983-84 | 80   | 2622  | 716  | 1238  | .578 | 0   | 1    | .000 | 285  | 394  | .723 | 169  | 418  | 587   | 211  | 211  | 1   | 55  | 221  | 143  | 1717  | 21.5 | 35 |
| 1984-85 | 79   | 2630  | 723  | 1207  | .599 | 0   | 1    | .000 | 289  | 395  | .732 | 162  | 460  | 622   | 249  | 238  | 3   | 63  | 197  | 162  | 1735  | 22.0 | 40 |
| 1985-86 | 79   | 2629  | 755  | 1338  | .564 | 0   | 2    | .000 | 336  | 439  | .765 | 133  | 345  | 478   | 280  | 248  | 2   | 67  | 203  | 130  | 1846  | 23.4 | 46 |
| 1986-87 | 78   | 2441  | 560  | 993   | .564 | 1   | 3    | .333 | 245  | 343  | .714 | 152  | 371  | 523   | 203  | 245  | 2   | 49  | 186  | 97   | 1366  | 17.5 | 30 |
| 1987-88 | 80   | 2308  | 480  | 903   | .532 | 0   | 1    | .000 | 205  | 269  | .762 | 118  | 360  | 478   | 135  | 216  | 1   | 48  | 159  | 92   | 1165  | 14.6 | 27 |
| 1988-89 | 74   | 1695  | 313  | 659   | .475 | 0   | 3    | .000 | 122  | 165  | .739 | 103  | 231  | 334   | 74   | 196  | 1   | 38  | 95   | 85   | 748   | 10.1 | 21 |
| TOT     | 1093 | 37492 | 9935 | 17520 | .567 | 1   | 18   | .056 | 4305 | 5842 | .737 | 2494 | 7785 | 10279 | 3652 | 3224 | 31  | 983 | 2527 | 2694 | 24176 | 22.1 | -  |

### PLAYOFFS

|         | G   | Min. | FG   | FGA  | Pct. | 3FG | 3FGA | PCT  | FT  | FTA  | Pct. | Off. | Def. | Tot. | Ast. | PF | Dq. | StL | TO  | Blk. | Prs. | Avg. | HI |
|---------|-----|------|------|------|------|-----|------|------|-----|------|------|------|------|------|------|----|-----|-----|-----|------|------|------|----|
| 1976-77 | 11  | 467  | 147  | 242  | .607 | -   | -    | -    | 87  | 120  | .725 | -    | -    | 195  | 45   | -  | -   | -   | -   | -    | 381  | 34.6 | -  |
| 1977-78 | 3   | 134  | 38   | 73   | .521 | -   | -    | -    | 5   | 9    | .556 | -    | -    | 41   | 11   | -  | 2   | -   | 12  | 81   | 27.0 | -    | -  |
| 1978-79 | 8   | 367  | 88   | 152  | .579 | -   | -    | -    | 52  | 62   | .839 | -    | -    | 101  | 38   | -  | 8   | 0   | 33  | 228  | 28.5 | -    | -  |
| 1979-80 | 15  | 618  | 198  | 346  | .572 | 0   | 0    | .000 | 83  | 105  | .790 | 51   | 130  | 181  | 46   | -  | 7   | 55  | 58  | 479  | 31.9 | -    | -  |
| 1980-81 | 3   | 134  | 30   | 65   | .462 | 0   | 0    | .000 | 20  | 28   | .714 | 13   | 37   | 50   | 12   | -  | 3   | 11  | 8   | 80   | 26.7 | -    | -  |
| 1981-82 | 14  | 493  | 115  | 221  | .520 | 0   | 0    | .000 | 55  | 87   | .632 | 33   | 86   | 119  | 51   | -  | 14  | 41  | 45  | 285  | 20.4 | -    | -  |
| 1982-83 | 15  | 588  | 163  | 287  | .568 | 0   | 1    | .000 | 80  | 106  | .755 | 25   | 90   | 115  | 42   | -  | 17  | 50  | 55  | 406  | 27.1 | -    | -  |
| 1983-84 | 21  | 767  | 206  | 371  | .555 | 0   | 0    | .000 | 90  | 120  | .750 | 56   | 117  | 173  | 79   | -  | 23  | 45  | 45  | 502  | 23.9 | -    | -  |
| 1984-85 | 19  | 610  | 168  | 300  | .560 | 0   | 0    | .000 | 80  | 103  | .777 | 50   | 104  | 154  | 76   | -  | 23  | 52  | 36  | 416  | 21.9 | -    | -  |
| 1985-86 | 14  | 489  | 157  | 282  | .557 | 0   | 0    | .000 | 48  | 61   | .787 | 26   | 57   | 83   | 49   | -  | 15  | 42  | 24  | 362  | 25.9 | -    | -  |
| 1986-87 | 18  | 559  | 124  | 234  | .530 | 0   | 1    | .000 | 97  | 122  | .795 | 39   | 84   | 123  | 36   | -  | 8   | 40  | 35  | 345  | 19.2 | -    | -  |
| 1987-88 | 24  | 718  | 141  | 304  | .464 | 0   | 2    | .000 | 56  | 71   | .789 | 49   | 82   | 131  | 36   | -  | 15  | 46  | 37  | 338  | 14.1 | -    | -  |
| 1988-89 | 15  | 351  | 68   | 147  | .463 | 0   | 0    | .000 | 31  | 43   | .721 | 13   | 46   | 59   | 19   | -  | 5   | 22  | 11  | 167  | 11.1 | -    | -  |
| TOT     | 180 | 6295 | 1643 | 3024 | .543 | 0   | 4    | .000 | 784 | 1037 | .756 | 355  | 833  | 1525 | 540  | -  | 150 | 404 | 399 | 4070 | 22.6 | -    | -  |

## TOM ABERNETHY - 6-7, 220 - INDIANA

MAY 6, 1954

### REGULAR SEASON

|         | G   | Min. | FG  | FGA | Pct. | 3FG | 3FGA | PCT | FT  | FTA | Pct. | Off. | Def. | Tot. | Ast. | PF  | Dq. | StL | TO | Blk. | Prs. | Avg. | HI |
|---------|-----|------|-----|-----|------|-----|------|-----|-----|-----|------|------|------|------|------|-----|-----|-----|----|------|------|------|----|
| 1976-77 | 70  | 1378 | 169 | 349 | .484 | -   | -    | -   | 101 | 134 | .754 | 113  | 178  | 291  | 98   | 118 | 1   | 49  | -  | 10   | 439  | 6.3  | 19 |
| 1977-78 | 73  | 1317 | 201 | 404 | .498 | -   | -    | -   | 91  | 111 | .820 | 105  | 160  | 265  | 110  | 122 | 1   | 55  | 50 | 22   | 493  | 6.8  | 24 |
| TOT     | 143 | 2695 | 370 | 753 | .491 | -   | -    | -   | 192 | 245 | .784 | 218  | 338  | 556  | 199  | 240 | 2   | 104 | 50 | 32   | 932  | 6.5  | -  |

### PLAYOFFS

|         | G  | Min. | FG | FGA | Pct. | 3FG | 3FGA | PCT | FT | FTA | Pct.  | Off. | Def. | Tot. | Ast. | PF | Dq. | StL | TO | Blk. | Prs. | Avg. | HI |
|---------|----|------|----|-----|------|-----|------|-----|----|-----|-------|------|------|------|------|----|-----|-----|----|------|------|------|----|
| 1976-77 | 11 | 214  | 21 | 50  | .420 | -   | -    | -   | 22 | 27  | .815  | -    | -    | 40   | 22   | -  | -   | -   | -  | -    | 64   | 5.8  | -  |
| 1977-78 | 2  | 12   | 1  | 4   | .250 | -   | -    | -   | 2  | 2   | 1.000 | -    | -    | 2    | 1    | -  | -   | -   | -  | -    | 4    | 2.0  | -  |
| TOT     | 13 | 226  | 22 | 54  | .407 | -   | -    | -   | 24 | 29  | .828  | -    | -    | 42   | 23   | -  | -   | -   | -  | -    | 68   | 5.2  | -  |

## GARY ALCONR - 6-9, 225 - FRESNO STATE

OCTOBER 8, 1936

### REGULAR SEASON

|         | G  | Min. | FG | FGA | Pct. | 3FG | 3FGA | PCT | FT | FTA | Pct. | Off. | Def. | Tot. | Ast. | PF | Dq. | StL | TO | Blk. | Prs. | Avg. | HI |
|---------|----|------|----|-----|------|-----|------|-----|----|-----|------|------|------|------|------|----|-----|-----|----|------|------|------|----|
| 1960-61 | 20 | 174  | 12 | 40  | .300 | -   | -    | -   | 7  | 8   | .875 | -    | -    | 50   | 2    | 47 | 1   | -   | -  | -    | 31   | 1.6  | -  |

## LUCIUS ALLEN - 6-2, 175 - UCLA

SEPTEMBER 26, 1947

### REGULAR SEASON

|         | G   | Min. | FG   | FGA  | Pct. | 3FG | 3FGA | PCT | FT  | FTA | Pct. | Off. | Def. | Tot. | Ast. | PF  | Dq. | StL | TO | Blk. | Prs. | Avg. | HI |
|---------|-----|------|------|------|------|-----|------|-----|-----|-----|------|------|------|------|------|-----|-----|-----|----|------|------|------|----|
| 1974-75 | 56  | 2011 | 443  | 1006 | .440 | -   | -    | -   | 207 | 269 | .770 | 81   | 166  | 247  | 319  | 194 | 4   | 122 | -  | 28   | 1093 | 19.5 | 39 |
| 1975-76 | 76  | 2388 | 461  | 1004 | .459 | -   | -    | -   | 197 | 254 | .776 | 64   | 150  | 214  | 357  | 241 | 2   | 101 | -  | 20   | 1119 | 14.7 | 28 |
| 1976-77 | 78  | 2482 | 472  | 1035 | .456 | -   | -    | -   | 195 | 252 | .774 | 58   | 193  | 251  | 405  | 183 | 0   | 116 | -  | 19   | 1139 | 14.6 | 30 |
| TOT     | 210 | 6881 | 1376 | 3045 | .452 | -   | -    | -   | 599 | 775 | .773 | 203  | 509  | 712  | 1081 | 618 | 6   | 339 | -  | 67   | 3351 | 15.9 | -  |

### PLAYOFFS

|         | G | Min. | FG | FGA | Pct. | 3FG | 3FGA | PCT | FT | FTA | Pct. | Off. | Def. | Tot. | Ast. | PF | Dq. | StL | TO | Blk. | Prs. | Avg. | HI |
|---------|---|------|----|-----|------|-----|------|-----|----|-----|------|------|------|------|------|----|-----|-----|----|------|------|------|----|
| 1976-77 | 7 | 186  | 32 | 82  | .390 | -   | -    | -   | 13 | 19  | .684 | -    | -    | 32   | 24   | -  | -   | -   | -  | -    | 77   | 11.0 | -  |

## CLIFFORD ANDERSON - 6-5, 200 - SAINT JOSEPH

SEPTEMBER 7, 1944

### REGULAR SEASON

|         | G  | Min. | FG | FGA | Pct. | 3FG | 3FGA | PCT | FT | FTA | Pct. | Off. | Def. | Tot. | Ast. | PF | Dq. | StL | TO | Blk. | Prs. | Avg. | HI |
|---------|----|------|----|-----|------|-----|------|-----|----|-----|------|------|------|------|------|----|-----|-----|----|------|------|------|----|
| 1967-68 | 18 | 94   | 7  | 29  | .241 | -   | -    | -   | 12 | 28  | .429 | -    | -    | 11   | 17   | 18 | 1   | -   | -  | -    | 26   | 1.4  | -  |
| 1968-69 | 35 | 289  | 44 | 108 | .407 | -   | -    | -   | 47 | 82  | .573 | -    | -    | 44   | 31   | 58 | 0   | -   | -  | -    | 135  | 3.9  | -  |
| TOT     | 53 | 383  | 51 | 137 | .372 | -   | -    | -   | 59 | 110 | .536 | -    | -    | 55   | 48   | 76 | 1   | -   | -  | -    | 161  | 3.0  | -  |

### PLAYOFFS

|         | G | Min. | FG | FGA | Pct. | 3FG | 3FGA | PCT | FT | FTA | Pct. | Off. | Def. | Tot. | Ast. | PF | Dq. | StL | TO | Blk. | Prs. | Avg. | HI |
|---------|---|------|----|-----|------|-----|------|-----|----|-----|------|------|------|------|------|----|-----|-----|----|------|------|------|----|
| 1968-69 | 3 | 10   | 2  | 5   | .400 | -   | -    | -   | 0  | 0   | .000 | -    | -    | 1    | 0    | -  | -   | -   | -  | -    | 4    | 1.3  | -  |





# ALL-TIME ROSTER WITH STATISTICS



## TREVOR ARIZA - 6-8, 210 - UCLA

AUGUST 30, 1985

### REGULAR SEASON

| G          | Min.       | FG          | FGA        | Pct.       | 3FG        | 3FGA      | PCT        | FT         | FTA        | Pct.       | Off.        | Def.       | Tor.       | Ast.       | PF         | Do.        | StL.     | TO         | Blk.       | Pts.      | Avg.       | Hi         |          |
|------------|------------|-------------|------------|------------|------------|-----------|------------|------------|------------|------------|-------------|------------|------------|------------|------------|------------|----------|------------|------------|-----------|------------|------------|----------|
| 2007-08    | 24         | 431         | 55         | 105        | 524        | 5         | 15         | 333        | 41         | 60         | .683        | 25         | 59         | 84         | 36         | 36         | 0        | 26         | 19         | 8         | 156        | 6.5        | 15       |
| 2008-09    | 82         | 1999        | 274        | 596        | 460        | 61        | 191        | 319        | 120        | 169        | .710        | 111        | 241        | 352        | 145        | 166        | 1        | 137        | 87         | 24        | 729        | 8.9        | 26       |
| <b>TOT</b> | <b>106</b> | <b>2430</b> | <b>329</b> | <b>701</b> | <b>469</b> | <b>66</b> | <b>206</b> | <b>320</b> | <b>161</b> | <b>229</b> | <b>.703</b> | <b>136</b> | <b>300</b> | <b>436</b> | <b>181</b> | <b>202</b> | <b>1</b> | <b>163</b> | <b>105</b> | <b>32</b> | <b>885</b> | <b>8.3</b> | <b>-</b> |

### PLAYOFFS

| G          | Min.      | FG         | FGA       | Pct.       | 3FG        | 3FGA      | Pct.      | FT         | FTA       | Pct.      | Off.        | Def.      | Tor.      | Ast.       | PF        | Do.       | StL.     | TO        | Blk.      | Pts.      | Avg.       | Hi         |          |
|------------|-----------|------------|-----------|------------|------------|-----------|-----------|------------|-----------|-----------|-------------|-----------|-----------|------------|-----------|-----------|----------|-----------|-----------|-----------|------------|------------|----------|
| 2007-08    | 8         | 45         | 7         | 12         | 583        | -         | -         | 250        | 2         | 4         | .500        | 3         | 8         | 11         | 1         | 0         | 0        | 1         | 1         | 1         | 17         | 2.1        | 6        |
| 2008-09    | 23        | 722        | 92        | 185        | 497        | 40        | 84        | 476        | 36        | 64        | .563        | 22        | 75        | 97         | 54        | 73        | 0        | 36        | 38        | 10        | 260        | 11.3       | 21       |
| <b>TOT</b> | <b>31</b> | <b>767</b> | <b>99</b> | <b>197</b> | <b>503</b> | <b>41</b> | <b>88</b> | <b>466</b> | <b>38</b> | <b>68</b> | <b>.559</b> | <b>25</b> | <b>83</b> | <b>108</b> | <b>55</b> | <b>73</b> | <b>0</b> | <b>37</b> | <b>39</b> | <b>11</b> | <b>277</b> | <b>8.9</b> | <b>-</b> |

## CHUCKY ATKINS - 5-11, 160 - SOUTH FLORIDA

AUGUST 14, 1974

### REGULAR SEASON

| G       | Min. | FG   | FGA | Pct. | 3FG | 3FGA | PCT | FT  | FTA | Pct. | Off. | Def. | Tor. | Ast. | PF  | Do. | StL. | TO | Blk. | Pts. | Avg. | Hi   |    |
|---------|------|------|-----|------|-----|------|-----|-----|-----|------|------|------|------|------|-----|-----|------|----|------|------|------|------|----|
| 2004-05 | 82   | 2903 | 388 | 910  | 426 | 176  | 455 | 387 | 163 | 203  | .803 | 31   | 166  | 197  | 358 | 181 | 0    | 73 | 151  | 2    | 1115 | 13.6 | 30 |

## JIM BARNES - 6-8, 240 - UTEP

APRIL 14, 1941

### REGULAR SEASON

| G          | Min.       | FG          | FGA        | Pct.       | 3FG        | 3FGA     | PCT      | FT         | FTA        | Pct.        | Off.     | Def.     | Tor.       | Ast.      | PF         | Do.      | StL.     | TO       | Blk.     | Pts.     | Avg.       | Hi         |          |
|------------|------------|-------------|------------|------------|------------|----------|----------|------------|------------|-------------|----------|----------|------------|-----------|------------|----------|----------|----------|----------|----------|------------|------------|----------|
| 1966-67    | 80         | 1398        | 217        | 497        | 437        | -        | -        | 128        | 187        | .684        | -        | -        | 450        | 47        | 266        | 5        | -        | -        | -        | -        | 562        | 7.0        | -        |
| 1967-68    | 42         | 713         | 101        | 235        | 430        | -        | -        | 59         | 88         | .670        | -        | -        | 211        | 27        | 134        | 4        | -        | -        | -        | -        | 261        | 6.2        | -        |
| <b>TOT</b> | <b>122</b> | <b>2111</b> | <b>318</b> | <b>732</b> | <b>434</b> | <b>-</b> | <b>-</b> | <b>187</b> | <b>275</b> | <b>.680</b> | <b>-</b> | <b>-</b> | <b>661</b> | <b>74</b> | <b>400</b> | <b>9</b> | <b>-</b> | <b>-</b> | <b>-</b> | <b>-</b> | <b>823</b> | <b>6.7</b> | <b>-</b> |

### PLAYOFFS

| G       | Min. | FG | FGA | Pct. | 3FG | 3FGA | PCT | FT | FTA | Pct.  | Off. | Def. | Tor. | Ast. | PF | Do. | StL. | TO | Blk. | Pts. | Avg. | Hi  |   |
|---------|------|----|-----|------|-----|------|-----|----|-----|-------|------|------|------|------|----|-----|------|----|------|------|------|-----|---|
| 1966-67 | 3    | 50 | 7   | 19   | 368 | -    | -   | 5  | 5   | 1.000 | -    | -    | 12   | 2    | 0  | 0   | 0    | 0  | 0    | 0    | 19   | 6.3 | - |

## MATT BARNES - 6-7, 225 - UCLA

MARCH 9, 1980

### REGULAR SEASON

| G          | Min.       | FG          | FGA        | Pct.       | 3FG        | 3FGA      | PCT        | FT         | FTA        | Pct.       | Off.        | Def.       | Tor.       | Ast.       | PF         | Do.        | StL.     | TO        | Blk.       | Pts.      | Avg.       | Hi         |          |
|------------|------------|-------------|------------|------------|------------|-----------|------------|------------|------------|------------|-------------|------------|------------|------------|------------|------------|----------|-----------|------------|-----------|------------|------------|----------|
| 2010-11    | 53         | 1020        | 131        | 279        | 470        | 34        | 107        | 318        | 60         | 77         | .779        | 73         | 155        | 228        | 71         | 127        | 0        | 39        | 58         | 22        | 356        | 6.7        | 24       |
| 2011-12    | 63         | 1440        | 175        | 387        | 452        | 46        | 138        | 333        | 95         | 128        | .742        | 97         | 247        | 344        | 126        | 152        | 2        | 35        | 73         | 48        | 491        | 7.8        | 24       |
| <b>TOT</b> | <b>116</b> | <b>2460</b> | <b>306</b> | <b>666</b> | <b>459</b> | <b>80</b> | <b>245</b> | <b>327</b> | <b>155</b> | <b>205</b> | <b>.756</b> | <b>170</b> | <b>402</b> | <b>572</b> | <b>197</b> | <b>279</b> | <b>2</b> | <b>74</b> | <b>131</b> | <b>70</b> | <b>847</b> | <b>7.3</b> | <b>-</b> |

### PLAYOFFS

| G          | Min.      | FG         | FGA       | Pct.      | 3FG        | 3FGA     | PCT       | FT         | FTA      | Pct.      | Off.        | Def.      | Tor.      | Ast.      | PF        | Do.       | StL.     | TO        | Blk.      | Pts.     | Avg.      | Hi         |          |
|------------|-----------|------------|-----------|-----------|------------|----------|-----------|------------|----------|-----------|-------------|-----------|-----------|-----------|-----------|-----------|----------|-----------|-----------|----------|-----------|------------|----------|
| 2010-11    | 10        | 131        | 15        | 38        | 395        | 2        | 12        | 167        | 4        | 7         | .571        | 11        | 17        | 28        | 5         | 23        | 0        | 7         | 6         | 2        | 36        | 3.6        | -        |
| 2011-12    | 11        | 185        | 16        | 59        | 271        | 5        | 31        | 161        | 2        | 4         | .500        | 9         | 27        | 36        | 16        | 29        | 0        | 10        | 15        | 5        | 39        | 3.5        | -        |
| <b>TOT</b> | <b>21</b> | <b>316</b> | <b>31</b> | <b>97</b> | <b>320</b> | <b>7</b> | <b>43</b> | <b>163</b> | <b>6</b> | <b>11</b> | <b>.545</b> | <b>20</b> | <b>44</b> | <b>64</b> | <b>21</b> | <b>52</b> | <b>0</b> | <b>17</b> | <b>21</b> | <b>7</b> | <b>75</b> | <b>3.6</b> | <b>-</b> |

## DICK BARNETT - 6-4, 190 - TENNESSE STATE

OCTOBER 2, 1936

### REGULAR SEASON

| G          | Min.       | FG          | FGA         | Pct.        | 3FG        | 3FGA     | PCT      | FT         | FTA         | Pct.        | Off.     | Def.     | Tor.       | Ast.       | PF         | Do.      | StL.     | TO       | Blk.     | Pts.     | Avg.        | Hi          |          |
|------------|------------|-------------|-------------|-------------|------------|----------|----------|------------|-------------|-------------|----------|----------|------------|------------|------------|----------|----------|----------|----------|----------|-------------|-------------|----------|
| 1962-63    | 80         | 2544        | 547         | 1162        | 471        | -        | -        | 343        | 421         | .815        | -        | -        | 242        | 224        | 189        | 3        | -        | -        | -        | -        | 1437        | 18.0        | -        |
| 1963-64    | 78         | 2620        | 541         | 1197        | 452        | -        | -        | 351        | 454         | .773        | -        | -        | 250        | 238        | 233        | 3        | -        | -        | -        | -        | 1433        | 18.4        | -        |
| 1964-65    | 74         | 2026        | 375         | 908         | 413        | -        | -        | 270        | 338         | .799        | -        | -        | 200        | 159        | 209        | 1        | -        | -        | -        | -        | 1020        | 13.8        | -        |
| <b>TOT</b> | <b>232</b> | <b>7190</b> | <b>1463</b> | <b>3267</b> | <b>448</b> | <b>-</b> | <b>-</b> | <b>964</b> | <b>1213</b> | <b>.795</b> | <b>-</b> | <b>-</b> | <b>692</b> | <b>621</b> | <b>631</b> | <b>7</b> | <b>-</b> | <b>-</b> | <b>-</b> | <b>-</b> | <b>3890</b> | <b>16.8</b> | <b>-</b> |

### PLAYOFFS

| G          | Min.      | FG         | FGA        | Pct.       | 3FG        | 3FGA     | PCT      | FT         | FTA        | Pct.        | Off.     | Def.     | Tor.      | Ast.      | PF       | Do.      | StL.     | TO       | Blk.     | Pts.     | Avg.       | Hi          |          |
|------------|-----------|------------|------------|------------|------------|----------|----------|------------|------------|-------------|----------|----------|-----------|-----------|----------|----------|----------|----------|----------|----------|------------|-------------|----------|
| 1962-63    | 13        | 370        | 71         | 151        | 470        | -        | -        | 77         | 97         | .794        | -        | -        | 38        | 21        | -        | -        | -        | -        | -        | -        | 219        | 16.8        | -        |
| 1963-64    | 5         | 154        | 21         | 52         | 404        | -        | -        | 27         | 32         | .844        | -        | -        | 8         | 17        | -        | -        | -        | -        | -        | -        | 69         | 13.8        | -        |
| 1964-65    | 10        | 287        | 72         | 150        | 480        | -        | -        | 31         | 39         | .795        | -        | -        | 30        | 33        | -        | -        | -        | -        | -        | -        | 175        | 17.5        | -        |
| <b>TOT</b> | <b>28</b> | <b>811</b> | <b>164</b> | <b>353</b> | <b>465</b> | <b>-</b> | <b>-</b> | <b>135</b> | <b>168</b> | <b>.804</b> | <b>-</b> | <b>-</b> | <b>76</b> | <b>71</b> | <b>-</b> | <b>-</b> | <b>-</b> | <b>-</b> | <b>-</b> | <b>-</b> | <b>463</b> | <b>16.5</b> | <b>-</b> |

## JON BARRY - 6-5, 210 - GEORGIA TECH

JULY 25, 1969

### REGULAR SEASON

| G       | Min. | FG  | FGA | Pct. | 3FG | 3FGA | PCT | FT  | FTA | Pct. | Off. | Def. | Tor. | Ast. | PF | Do. | StL. | TO | Blk. | Pts. | Avg. | Hi  |    |
|---------|------|-----|-----|------|-----|------|-----|-----|-----|------|------|------|------|------|----|-----|------|----|------|------|------|-----|----|
| 1997-98 | 49   | 374 | 38  | 104  | 365 | 18   | 61  | 295 | 27  | 29   | .931 | 8    | 29   | 37   | 51 | 33  | 0    | 24 | 22   | 3    | 121  | 2.5 | 13 |

### PLAYOFFS

| G       | Min. | FG | FGA | Pct. | 3FG | 3FGA | PCT | FT   | FTA | Pct. | Off. | Def. | Tor. | Ast. | PF | Do. | StL. | TO | Blk. | Pts. | Avg. | Hi  |   |
|---------|------|----|-----|------|-----|------|-----|------|-----|------|------|------|------|------|----|-----|------|----|------|------|------|-----|---|
| 1997-98 | 7    | 18 | 0   | 8    | 000 | 0    | 5   | .000 | 0   | 0    | .000 | 0    | 2    | 2    | 0  | 0   | 0    | 0  | 0    | 0    | 0    | 0.0 | - |

## BILLY RAY BATES - 6-4, 210 - KENTUCKY STATE

MAY 31, 1956

### REGULAR SEASON

| G       | Min. | FG | FGA | Pct. | 3FG  | 3FGA | PCT | FT   | FTA | Pct. | Off. | Def. | Tor. | Ast. | PF | Do. | StL. | TO | Blk. | Pts. | Avg. | Hi  |   |
|---------|------|----|-----|------|------|------|-----|------|-----|------|------|------|------|------|----|-----|------|----|------|------|------|-----|---|
| 1982-83 | 4    | 27 | 2   | 16   | .125 | 0    | 0   | .000 | 1   | 2    | .500 | 1    | 0    | 1    | 0  | 1   | 0    | 1  | 0    | 0    | 5    | 1.3 | 3 |

## BRANDON BASS - 6-8, 250 - LSU

APRIL 30, 1985

### REGULAR SEASON

| G       | Min. | FG   | FGA | Pct. | 3FG | 3FGA | PCT | FT   | FTA | Pct. | Off. | Def. | Tor. | Ast. | PF | Do. | StL. | TO | Blk. | Pts. | Avg. | Hi  |    |
|---------|------|------|-----|------|-----|------|-----|------|-----|------|------|------|------|------|----|-----|------|----|------|------|------|-----|----|
| 2015-16 | 66   | 1342 | 174 | 317  | 549 | 0    | 2   | .000 | 125 | 148  | .845 | 104  | 181  | 285  | 74 | 125 | 1    | 33 | 42   | 55   | 473  | 7.2 | 18 |





# ALL-TIME ROSTER WITH STATISTICS

## ELGIN BAYLOR - 6-5, 225 - SEATTLE

SEPTEMBER 16, 1934

### REGULAR SEASON

| G          | Min.       | FG           | FGA         | Pct.         | 3FG        | 3FGA     | PCT      | FT          | FTA         | Pct.        | Off.     | Def.     | Tot.         | Ast.        | PF          | Do.       | StL.     | TO       | Blk.     | Pts.         | Avg.        | HI       |
|------------|------------|--------------|-------------|--------------|------------|----------|----------|-------------|-------------|-------------|----------|----------|--------------|-------------|-------------|-----------|----------|----------|----------|--------------|-------------|----------|
| 1958-59    | 70         | 2855         | 605         | 1482         | 408        | -        | -        | 532         | 685         | .777        | -        | -        | 1050         | 287         | 270         | 4         | -        | -        | -        | 1742         | 24.9        | -        |
| 1959-60    | 70         | 2873         | 755         | 1781         | 424        | -        | -        | 564         | 770         | .732        | -        | -        | 1150         | 243         | 234         | 2         | -        | -        | -        | 2074         | 29.6        | -        |
| 1960-61    | 73         | 3133         | 931         | 2166         | 430        | -        | -        | 676         | 863         | .783        | -        | -        | 1447         | 371         | 279         | 3         | -        | -        | -        | 2538         | 34.8        | -        |
| 1961-62    | 48         | 2129         | 680         | 1588         | 428        | -        | -        | 476         | 631         | .754        | -        | -        | 892          | 222         | 155         | 1         | -        | -        | -        | 1836         | 38.3        | -        |
| 1962-63    | 80         | 3370         | 1029        | 2273         | 453        | -        | -        | 651         | 790         | .837        | -        | -        | 1146         | 386         | 226         | 1         | -        | -        | -        | 2719         | 34.0        | -        |
| 1963-64    | 78         | 3164         | 756         | 1773         | 401        | -        | -        | 471         | 586         | .804        | -        | -        | 936          | 347         | 235         | 1         | -        | -        | -        | 1983         | 25.4        | -        |
| 1964-65    | 74         | 3056         | 763         | 1903         | 401        | -        | -        | 483         | 610         | .792        | -        | -        | 950          | 280         | 235         | 0         | -        | -        | -        | 2009         | 27.1        | -        |
| 1965-66    | 65         | 1975         | 415         | 1034         | 401        | -        | -        | 249         | 337         | .739        | -        | -        | 621          | 224         | 155         | 0         | -        | -        | -        | 1079         | 16.6        | -        |
| 1966-67    | 70         | 2706         | 711         | 1658         | 429        | -        | -        | 440         | 541         | .813        | -        | -        | 898          | 215         | 211         | 1         | -        | -        | -        | 1862         | 26.6        | -        |
| 1967-68    | 77         | 3029         | 757         | 1709         | 443        | -        | -        | 488         | 621         | .786        | -        | -        | 941          | 355         | 232         | 0         | -        | -        | -        | 2002         | 26.0        | -        |
| 1968-69    | 76         | 3064         | 730         | 1632         | 447        | -        | -        | 421         | 567         | .743        | -        | -        | 805          | 408         | 204         | 0         | -        | -        | -        | 1881         | 24.8        | -        |
| 1969-70    | 54         | 2213         | 511         | 1051         | 486        | -        | -        | 276         | 357         | .773        | -        | -        | 559          | 292         | 132         | 1         | -        | -        | -        | 1298         | 24.0        | -        |
| 1970-71    | 2          | 57           | 8           | 19           | 421        | -        | -        | 4           | 6           | .667        | -        | -        | 11           | 2           | 6           | 0         | -        | -        | -        | 20           | 10.0        | -        |
| 1971-72    | 9          | 239          | 42          | 97           | 433        | -        | -        | 22          | 27          | .815        | -        | -        | 57           | 18          | 20          | 0         | -        | -        | -        | 106          | 11.8        | -        |
| <b>TOT</b> | <b>846</b> | <b>33863</b> | <b>8693</b> | <b>20171</b> | <b>431</b> | <b>-</b> | <b>-</b> | <b>5763</b> | <b>7391</b> | <b>.780</b> | <b>-</b> | <b>-</b> | <b>11463</b> | <b>3650</b> | <b>2596</b> | <b>14</b> | <b>-</b> | <b>-</b> | <b>-</b> | <b>23149</b> | <b>27.4</b> | <b>-</b> |

### PLAYOFFS

| G          | Min.       | FG          | FGA         | Pct.        | 3FG        | 3FGA     | PCT      | FT         | FTA         | Pct.        | Off.     | Def.     | Tot.        | Ast.       | PF       | Do.      | StL.     | TO       | Blk.     | Pts.        | Avg.        | HI       |
|------------|------------|-------------|-------------|-------------|------------|----------|----------|------------|-------------|-------------|----------|----------|-------------|------------|----------|----------|----------|----------|----------|-------------|-------------|----------|
| 1958-59    | 13         | 556         | 122         | 303         | 403        | -        | -        | 87         | 113         | .770        | -        | -        | 156         | 43         | -        | 0        | 0        | 0        | 0        | 331         | 25.5        | -        |
| 1959-60    | 9          | 408         | 111         | 234         | 474        | -        | -        | 79         | 94          | .840        | -        | -        | 128         | 31         | -        | 0        | 0        | 0        | 0        | 301         | 33.4        | -        |
| 1960-61    | 12         | 540         | 170         | 352         | 483        | -        | -        | 117        | 142         | .824        | -        | -        | 183         | 55         | -        | 0        | 0        | 0        | 0        | 457         | 38.1        | -        |
| 1961-62    | 13         | 571         | 186         | 425         | 438        | -        | -        | 130        | 168         | .774        | -        | -        | 230         | 47         | -        | 0        | 0        | 0        | 0        | 502         | 38.6        | -        |
| 1962-63    | 13         | 562         | 160         | 362         | 442        | -        | -        | 104        | 126         | .825        | -        | -        | 177         | 58         | -        | 0        | 0        | 0        | 0        | 424         | 32.6        | -        |
| 1963-64    | 5          | 221         | 45          | 119         | 378        | -        | -        | 31         | 40          | .775        | -        | -        | 58          | 28         | -        | 0        | 0        | 0        | 0        | 121         | 24.2        | -        |
| 1964-65    | 1          | 5           | 0           | 2           | 0.00       | -        | -        | 0          | 0           | 0.000       | -        | -        | 0           | 1          | -        | 0        | 0        | 0        | 0        | 0           | 0.0         | -        |
| 1965-66    | 14         | 586         | 145         | 328         | 442        | -        | -        | 85         | 105         | .810        | -        | -        | 197         | 52         | -        | 0        | 0        | 0        | 0        | 375         | 26.8        | -        |
| 1966-67    | 3          | 121         | 28          | 76          | 368        | -        | -        | 15         | 20          | .750        | -        | -        | 39          | 9          | -        | 0        | 0        | 0        | 0        | 71          | 23.7        | -        |
| 1967-68    | 15         | 633         | 176         | 376         | 468        | -        | -        | 76         | 112         | .679        | -        | -        | 218         | 60         | -        | 0        | 0        | 0        | 0        | 428         | 28.5        | -        |
| 1968-69    | 18         | 640         | 107         | 278         | 385        | -        | -        | 63         | 100         | .630        | -        | -        | 166         | 74         | -        | 0        | 0        | 0        | 0        | 277         | 15.4        | -        |
| 1969-70    | 18         | 667         | 138         | 296         | 466        | -        | -        | 60         | 81          | .741        | -        | -        | 173         | 83         | -        | 0        | 0        | 0        | 0        | 336         | 18.7        | -        |
| <b>TOT</b> | <b>134</b> | <b>5510</b> | <b>1388</b> | <b>3151</b> | <b>440</b> | <b>-</b> | <b>-</b> | <b>847</b> | <b>1101</b> | <b>.769</b> | <b>-</b> | <b>-</b> | <b>1725</b> | <b>541</b> | <b>-</b> | <b>0</b> | <b>0</b> | <b>0</b> | <b>0</b> | <b>3623</b> | <b>27.0</b> | <b>-</b> |

## KENT BAZEMORE - 6-5, 201 - OLD DOMINION

JULY 1, 1989

### REGULAR SEASON

| G       | Min. | FG  | FGA | Pct. | 3FG | 3FGA | PCT | FT   | FTA | Pct. | Off. | Def. | Tot. | Ast. | PF | Do. | StL. | TO | Blk. | Pts. | Avg. | HI |
|---------|------|-----|-----|------|-----|------|-----|------|-----|------|------|------|------|------|----|-----|------|----|------|------|------|----|
| 2013-14 | 23   | 643 | 111 | 246  | 451 | 33   | 89  | .371 | 47  | 73   | .644 | 5    | 72   | 77   | 60 | 0   | 31   | 51 | 7    | 302  | 13.1 | 23 |

## ED BEACH - 6-3, 200 - WEST VIRGINIA

JANUARY 25, 1929

### REGULAR SEASON

| G       | Min. | FG | FGA | Pct. | 3FG  | 3FGA | PCT | FT | FTA | Pct. | Off. | Def. | Tot. | Ast. | PF | Do. | StL. | TO | Blk. | Pts. | Avg. | HI |
|---------|------|----|-----|------|------|------|-----|----|-----|------|------|------|------|------|----|-----|------|----|------|------|------|----|
| 1950-51 | 11   | -  | 8   | 35   | .229 | -    | -   | 6  | 9   | .667 | -    | -    | 25   | 2    | 14 | 0   | -    | -  | -    | 22   | 2.0  | -  |

## ZELMO BEATY - 6-9, 235 - PRAIRIE VIEW A&M

OCTOBER 25, 1939

### REGULAR SEASON

| G       | Min. | FG   | FGA | Pct. | 3FG  | 3FGA | PCT | FT  | FTA | Pct. | Off. | Def. | Tot. | Ast. | PF  | Do. | StL. | TO | Blk. | Pts. | Avg. | HI  |    |
|---------|------|------|-----|------|------|------|-----|-----|-----|------|------|------|------|------|-----|-----|------|----|------|------|------|-----|----|
| 1974-75 | 69   | 1213 | 136 | 310  | .439 | -    | -   | 108 | 135 | .800 | 93   | 234  | 327  | 74   | 130 | 1   | 45   | -  | -    | 29   | 380  | 5.5 | 19 |

## BENOIT BENJAMIN - 7-0, 265 - CREIGHTON

NOVEMBER 22, 1964

### REGULAR SEASON

| G       | Min. | FG  | FGA | Pct. | 3FG  | 3FGA | PCT | FT   | FTA | Pct. | Off. | Def. | Tot. | Ast. | PF | Do. | StL. | TO | Blk. | Pts. | Avg. | HI  |    |
|---------|------|-----|-----|------|------|------|-----|------|-----|------|------|------|------|------|----|-----|------|----|------|------|------|-----|----|
| 1992-93 | 28   | 306 | 52  | 108  | .481 | 0    | 0   | .000 | 22  | 37   | .595 | 24   | 72   | 96   | 10 | 61  | 0    | 14 | 36   | 13   | 126  | 4.5 | 17 |

## MARIO BENNETT - 6-9, 235 - ARIZONA STATE

AUGUST 1, 1973

### REGULAR SEASON

| G       | Min. | FG  | FGA | Pct. | 3FG  | 3FGA | PCT | FT   | FTA | Pct. | Off. | Def. | Tot. | Ast. | PF | Do. | StL. | TO | Blk. | Pts. | Avg. | HI  |    |
|---------|------|-----|-----|------|------|------|-----|------|-----|------|------|------|------|------|----|-----|------|----|------|------|------|-----|----|
| 1997-98 | 45   | 354 | 80  | 135  | .593 | 1    | 2   | .500 | 16  | 44   | .364 | 60   | 66   | 126  | 18 | 61  | 0    | 19 | 21   | 11   | 177  | 3.9 | 21 |

### PLAYOFFS

| G       | Min. | FG | FGA | Pct. | 3FG  | 3FGA | PCT | FT    | FTA | Pct. | Off.  | Def. | Tot. | Ast. | PF | Do. | StL. | TO | Blk. | Pts. | Avg. | HI |
|---------|------|----|-----|------|------|------|-----|-------|-----|------|-------|------|------|------|----|-----|------|----|------|------|------|----|
| 1997-98 | 4    | 10 | 1   | 2    | .500 | 0    | 0   | -.000 | 2   | 2    | 1.000 | 2    | 4    | 6    | 0  | -   | 0    | 0  | 1    | 4    | 1.0  | -  |

## TARIK BLACK - 6-9, 250 - KANSAS

NOVEMBER 22, 1991

### REGULAR SEASON

| G          | Min.      | FG          | FGA        | Pct.       | 3FG         | 3FGA     | PCT      | FT        | FTA        | Pct.        | Off.       | Def.       | Tot.       | Ast.      | PF         | Do.      | StL.      | TO        | Blk.      | Pts.       | Avg.       | HI       |    |
|------------|-----------|-------------|------------|------------|-------------|----------|----------|-----------|------------|-------------|------------|------------|------------|-----------|------------|----------|-----------|-----------|-----------|------------|------------|----------|----|
| 2014-15    | 38        | 803         | 112        | 190        | .589        | 0        | 0        | ---       | 50         | 89          | .562       | 84         | 157        | 241       | 34         | 102      | 2         | 13        | 29        | 22         | 274        | 7.2      | 18 |
| 2015-16    | 39        | 496         | 57         | 104        | .548        | 0        | 0        | ---       | 19         | 45          | .422       | 44         | 113        | 157       | 16         | 78       | 0         | 14        | 22        | 18         | 133        | 3.4      | 11 |
| <b>TOT</b> | <b>77</b> | <b>1299</b> | <b>169</b> | <b>294</b> | <b>.575</b> | <b>-</b> | <b>-</b> | <b>69</b> | <b>134</b> | <b>.515</b> | <b>128</b> | <b>270</b> | <b>398</b> | <b>50</b> | <b>180</b> | <b>2</b> | <b>27</b> | <b>51</b> | <b>40</b> | <b>407</b> | <b>5.3</b> | <b>-</b> |    |

## ALEX BLACKWELL - 6-6, 255 - MONMOUTH

JUNE 27, 1970

### REGULAR SEASON

| G       | Min. | FG  | FGA | Pct. | 3FG  | 3FGA | PCT | FT   | FTA | Pct. | Off. | Def. | Tot. | Ast. | PF | Do. | StL. | TO | Blk. | Pts. | Avg. | HI  |   |
|---------|------|-----|-----|------|------|------|-----|------|-----|------|------|------|------|------|----|-----|------|----|------|------|------|-----|---|
| 1992-93 | 27   | 109 | 14  | 42   | .333 | 0    | 3   | .000 | 6   | 8    | .750 | 10   | 13   | 23   | 7  | 14  | 0    | 4  | 5    | 2    | 34   | 1.3 | 8 |



# ALL-TIME ROSTER WITH STATISTICS



## STEVE BLAKE - 6-3, 170 - MARYLAND

FEBRUARY 26, 1980

### REGULAR SEASON

| G          | Min.       | FG          | FGA        | Pct.        | 3FG         | 3FGA       | PCT        | FT          | FTA        | Pct.       | Off.        | Def.      | Tot.       | Ast.       | PF         | Dq.        | StL.     | TO         | Blk.       | Pts.      | Avg.        | Hi         |          |
|------------|------------|-------------|------------|-------------|-------------|------------|------------|-------------|------------|------------|-------------|-----------|------------|------------|------------|------------|----------|------------|------------|-----------|-------------|------------|----------|
| 2010-11    | 79         | 1581        | 110        | 306         | .359        | 73         | 193        | .378        | 26         | 30         | .867        | 19        | 137        | 156        | 170        | 99         | 0        | 40         | 73         | 3         | 319         | 4.0        | 14       |
| 2011-12    | 53         | 1237        | 101        | 268         | .377        | 53         | 158        | .335        | 21         | 27         | .778        | 9         | 76         | 85         | 174        | 75         | 0        | 39         | 72         | 2         | 276         | 5.2        | 17       |
| 2012-13    | 45         | 1175        | 114        | 270         | .422        | 72         | 171        | .421        | 27         | 35         | .771        | 21        | 111        | 132        | 173        | 83         | 2        | 34         | 62         | 6         | 327         | 7.3        | 24       |
| 2013-14    | 27         | 891         | 88         | 233         | .378        | 52         | 131        | .397        | 28         | 35         | .800        | 8         | 95         | 103        | 205        | 49         | 0        | 34         | 71         | 2         | 256         | 9.5        | 19       |
| <b>TOT</b> | <b>204</b> | <b>4884</b> | <b>413</b> | <b>1077</b> | <b>.383</b> | <b>250</b> | <b>653</b> | <b>.383</b> | <b>102</b> | <b>127</b> | <b>.803</b> | <b>57</b> | <b>419</b> | <b>476</b> | <b>723</b> | <b>306</b> | <b>2</b> | <b>147</b> | <b>278</b> | <b>13</b> | <b>1178</b> | <b>5.8</b> | <b>-</b> |

### PLAYOFFS

| G          | Min.      | FG         | FGA       | Pct.       | 3FG         | 3FGA      | PCT       | FT          | FTA      | Pct.     | Off.        | Def.     | Tot.      | Ast.      | PF        | Dq.       | StL.     | TO        | Blk.      | Pts.     | Avg.       | Hi         |          |
|------------|-----------|------------|-----------|------------|-------------|-----------|-----------|-------------|----------|----------|-------------|----------|-----------|-----------|-----------|-----------|----------|-----------|-----------|----------|------------|------------|----------|
| 2010-11    | 9         | 145        | 7         | 23         | .304        | 6         | 18        | .333        | 0        | 0        | -           | 1        | 13        | 14        | 20        | 8         | 0        | 5         | 5         | 0        | 20         | 2.2        | -        |
| 2011-12    | 12        | 306        | 26        | 62         | .419        | 18        | 43        | .419        | 5        | 7        | .714        | 8        | 26        | 34        | 27        | 21        | 0        | 8         | 15        | 2        | 75         | 6.3        | -        |
| 2012-13    | 2         | 75         | 11        | 28         | .393        | 5         | 12        | .417        | 1        | 1        | 1.000       | 0        | 8         | 8         | 5         | 8         | 0        | 4         | 4         | 3        | 28         | 14.0       | -        |
| <b>TOT</b> | <b>23</b> | <b>526</b> | <b>44</b> | <b>113</b> | <b>.389</b> | <b>29</b> | <b>73</b> | <b>.397</b> | <b>6</b> | <b>8</b> | <b>.750</b> | <b>9</b> | <b>47</b> | <b>56</b> | <b>52</b> | <b>37</b> | <b>0</b> | <b>17</b> | <b>24</b> | <b>5</b> | <b>123</b> | <b>5.3</b> | <b>-</b> |

## JOHN BLOCK - 6-9 1/2, 210 - USC

APRIL 16, 1944

### REGULAR SEASON

| G       | Min. | FG  | FGA | Pct. | 3FG  | 3FGA | PCT | FT | FTA | Pct. | Off. | Def. | Tot. | Ast. | PF | Dq. | StL. | TO | Blk. | Pts. | Avg. | Hi  |   |
|---------|------|-----|-----|------|------|------|-----|----|-----|------|------|------|------|------|----|-----|------|----|------|------|------|-----|---|
| 1966-67 | 22   | 118 | 20  | 52   | .385 | -    | -   | -  | 24  | 34   | .706 | -    | -    | 45   | 5  | 20  | 0    | -  | -    | -    | 64   | 2.9 | - |

### PLAYOFFS

| G       | Min. | FG | FGA | Pct. | 3FG | 3FGA | PCT | FT | FTA | Pct. | Off. | Def. | Tot. | Ast. | PF | Dq. | StL. | TO | Blk. | Pts. | Avg. | Hi |
|---------|------|----|-----|------|-----|------|-----|----|-----|------|------|------|------|------|----|-----|------|----|------|------|------|----|
| 1966-67 | 1    | 1  | 0   | 0    | -   | -    | -   | 0  | 0   | .000 | -    | -    | 0    | 0    | -  | -   | 0    | 0  | 0    | 0    | 0.0  | -  |

## MEYER BLOOM - 6-6, 190 - TEMPLE

JANUARY 14, 1915

### REGULAR SEASON

| G       | Min. | FG | FGA | Pct. | 3FG  | 3FGA | PCT | FT | FTA | Pct. | Off. | Def. | Tot. | Ast. | PF | Dq. | StL. | TO | Blk. | Pts. | Avg. | Hi  |   |
|---------|------|----|-----|------|------|------|-----|----|-----|------|------|------|------|------|----|-----|------|----|------|------|------|-----|---|
| 1948-49 | 24   | -  | 13  | 92   | .141 | -    | -   | -  | 29  | 40   | .725 | -    | -    | -    | 15 | 22  | -    | -  | -    | -    | 55   | 2.3 | - |

## CORIE BLOUNT - 6-10, 242 - CINCINNATI

JANUARY 4, 1969

### REGULAR SEASON

| G          | Min.       | FG          | FGA        | Pct.       | 3FG         | 3FGA     | PCT       | FT          | FTA        | Pct.       | Off.        | Def.       | Tot.       | Ast.       | PF         | Dq.        | StL.     | TO        | Blk.       | Pts.      | Avg.       | Hi         |          |
|------------|------------|-------------|------------|------------|-------------|----------|-----------|-------------|------------|------------|-------------|------------|------------|------------|------------|------------|----------|-----------|------------|-----------|------------|------------|----------|
| 1995-96    | 57         | 715         | 79         | 167        | .473        | 0        | 2         | .000        | 25         | 44         | .568        | 69         | 101        | 170        | 42         | 109        | 2        | 25        | 47         | 35        | 183        | 3.2        | 11       |
| 1996-97    | 58         | 1009        | 92         | 179        | .514        | 1        | 4         | .333        | 56         | 83         | .675        | 113        | 163        | 276        | 35         | 121        | 2        | 22        | 50         | 26        | 241        | 4.2        | 17       |
| 1997-98    | 70         | 1029        | 107        | 187        | .572        | 0        | 3         | .000        | 39         | 78         | .500        | 114        | 184        | 298        | 37         | 157        | 2        | 29        | 51         | 25        | 253        | 3.6        | 12       |
| 1998-99    | 14         | 162         | 13         | 33         | .394        | 0        | 1         | .000        | 6          | 12         | .500        | 24         | 22         | 46         | 2          | 27         | 0        | 1         | 6          | 4         | 32         | 2.3        | 7        |
| <b>TOT</b> | <b>199</b> | <b>2915</b> | <b>291</b> | <b>566</b> | <b>.514</b> | <b>1</b> | <b>10</b> | <b>.100</b> | <b>126</b> | <b>217</b> | <b>.581</b> | <b>320</b> | <b>470</b> | <b>790</b> | <b>116</b> | <b>414</b> | <b>6</b> | <b>77</b> | <b>154</b> | <b>90</b> | <b>709</b> | <b>3.6</b> | <b>-</b> |

### PLAYOFFS

| G          | Min.      | FG         | FGA       | Pct.      | 3FG         | 3FGA     | PCT      | FT       | FTA      | Pct.      | Off.        | Def.      | Tot.      | Ast.      | PF       | Dq.      | StL.     | TO       | Blk.     | Pts.     | Avg.      | Hi         |          |
|------------|-----------|------------|-----------|-----------|-------------|----------|----------|----------|----------|-----------|-------------|-----------|-----------|-----------|----------|----------|----------|----------|----------|----------|-----------|------------|----------|
| 1996-97    | 3         | 8          | 1         | 1         | 1.000       | 0        | 0        | -        | 1        | 2         | .500        | 0         | 2         | 2         | 1        | -        | -        | 0        | 0        | 0        | 3         | 1.0        | -        |
| 1997-98    | 12        | 209        | 12        | 24        | .500        | 0        | 0        | -        | 7        | 11        | .636        | 24        | 40        | 64        | 7        | -        | -        | 6        | 3        | 4        | 31        | 2.6        | -        |
| <b>TOT</b> | <b>15</b> | <b>217</b> | <b>13</b> | <b>25</b> | <b>.520</b> | <b>0</b> | <b>0</b> | <b>-</b> | <b>8</b> | <b>13</b> | <b>.615</b> | <b>24</b> | <b>42</b> | <b>66</b> | <b>8</b> | <b>-</b> | <b>-</b> | <b>6</b> | <b>3</b> | <b>4</b> | <b>34</b> | <b>2.3</b> | <b>-</b> |

## VANDER BLUE - 6-4, 200 - MARQUETTE

JULY 17, 1992

### REGULAR SEASON

| G       | Min. | FG | FGA | Pct. | 3FG  | 3FGA | PCT | FT   | FTA | Pct. | Off. | Def. | Tot. | Ast. | PF | Dq. | StL. | TO | Blk. | Pts. | Avg. | Hi   |    |
|---------|------|----|-----|------|------|------|-----|------|-----|------|------|------|------|------|----|-----|------|----|------|------|------|------|----|
| 2014-15 | 2    | 74 | 9   | 30   | .300 | 2    | 10  | .200 | 2   | 5    | .400 | 2    | 7    | 9    | 8  | 4   | 0    | 3  | 6    | 0    | 22   | 11.0 | 15 |

## TONY BOBBITT - 6-4, 190 - CINCINNATI

OCTOBER 22, 1979

### REGULAR SEASON

| G       | Min. | FG | FGA | Pct. | 3FG  | 3FGA | PCT | FT   | FTA | Pct. | Off. | Def. | Tot. | Ast. | PF | Dq. | StL. | TO | Blk. | Pts. | Avg. | Hi  |   |
|---------|------|----|-----|------|------|------|-----|------|-----|------|------|------|------|------|----|-----|------|----|------|------|------|-----|---|
| 2004-05 | 2    | 12 | 2   | 5    | .400 | 1    | 2   | .500 | 0   | 0    | -    | 0    | 3    | 3    | 0  | 1   | 0    | 0  | 0    | 0    | 5    | 2.5 | 5 |

## RON BOONE - 6-2, 200 - IDAHO STATE

SEPTEMBER 6, 1946

### REGULAR SEASON

| G          | Min.      | FG          | FGA        | Pct.       | 3FG         | 3FGA     | PCT      | FT       | FTA       | Pct.       | Off.        | Def.      | Tot.      | Ast.       | PF         | Dq.        | StL.     | TO        | Blk.       | Pts.      | Avg.       | Hi         |          |
|------------|-----------|-------------|------------|------------|-------------|----------|----------|----------|-----------|------------|-------------|-----------|-----------|------------|------------|------------|----------|-----------|------------|-----------|------------|------------|----------|
| 1978-79    | 82        | 1583        | 259        | 569        | .455        | -        | -        | -        | 90        | 104        | .865        | 53        | 92        | 145        | 154        | 171        | 1        | 66        | 147        | 11        | 608        | 7.4        | 18       |
| 1979-80    | 6         | 106         | 14         | 40         | .350        | 0        | 0        | -        | 6         | 7          | .857        | 7         | 4         | 11         | 7          | 13         | 0        | 5         | 13         | 0         | 34         | 5.7        | 10       |
| <b>TOT</b> | <b>88</b> | <b>1689</b> | <b>273</b> | <b>609</b> | <b>.448</b> | <b>0</b> | <b>0</b> | <b>-</b> | <b>96</b> | <b>111</b> | <b>.865</b> | <b>60</b> | <b>96</b> | <b>156</b> | <b>161</b> | <b>184</b> | <b>1</b> | <b>71</b> | <b>160</b> | <b>11</b> | <b>642</b> | <b>7.3</b> | <b>-</b> |

### PLAYOFFS

| G       | Min. | FG  | FGA | Pct. | 3FG  | 3FGA | PCT | FT | FTA | Pct. | Off. | Def. | Tot. | Ast. | PF | Dq. | StL. | TO | Blk. | Pts. | Avg. | Hi   |   |
|---------|------|-----|-----|------|------|------|-----|----|-----|------|------|------|------|------|----|-----|------|----|------|------|------|------|---|
| 1978-79 | 8    | 226 | 37  | 77   | .481 | -    | -   | -  | 20  | 21   | .952 | -    | -    | 15   | 14 | -   | -    | 9  | 0    | 0    | 94   | 11.8 | - |

## BOB BOOZER - 6-8, 220 - KANSAS STATE

APRIL 26, 1937

### REGULAR SEASON

| G       | Min. | FG   | FGA | Pct. | 3FG  | 3FGA | PCT | FT | FTA | Pct. | Off. | Def. | Tot. | Ast. | PF | Dq. | StL. | TO | Blk. | Pts. | Avg. | Hi   |   |
|---------|------|------|-----|------|------|------|-----|----|-----|------|------|------|------|------|----|-----|------|----|------|------|------|------|---|
| 1965-66 | 78   | 1847 | 365 | 754  | .484 | -    | -   | -  | 225 | 289  | .779 | -    | -    | 548  | 87 | 196 | 0    | -  | -    | -    | 955  | 12.2 | - |

### PLAYOFFS

| G       | Min. | FG  | FGA | Pct. | 3FG  | 3FGA | PCT | FT | FTA | Pct. | Off. | Def. | Tot. | Ast. | PF | Dq. | StL. | TO | Blk. | Pts. | Avg. | Hi  |   |
|---------|------|-----|-----|------|------|------|-----|----|-----|------|------|------|------|------|----|-----|------|----|------|------|------|-----|---|
| 1965-66 | 10   | 181 | 26  | 65   | .400 | -    | -   | -  | 15  | 20   | .750 | -    | -    | 50   | 7  | -   | -    | 0  | 0    | 0    | 67   | 6.7 | - |

## CARLOS BOOZER - 6-9, 258 - DUKE

NOVEMBER 20, 1981

### REGULAR SEASON

| G       | Min. | FG   | FGA | Pct. | 3FG  | 3FGA | PCT | FT | FTA | Pct. | Off. | Def. | Tot. | Ast. | PF | Dq. | StL. | TO | Blk. | Pts. | Avg. | Hi   |    |
|---------|------|------|-----|------|------|------|-----|----|-----|------|------|------|------|------|----|-----|------|----|------|------|------|------|----|
| 2014-15 | 71   | 1692 | 371 | 743  | .499 | 0    | 0   | -  | 94  | 150  | .627 | 111  | 371  | 482  | 95 | 184 | 2    | 41 | 92   | 12   | 836  | 11.8 | 28 |





# ALL-TIME ROSTER WITH STATISTICS

## SAM BOWIE - 7-1, 260 - KENTUCKY

MARCH 17, 1961

### REGULAR SEASON

| G          | Mn.       | FG          | FGA        | Pct.       | 3FG         | 3FGA     | PCT       | FT         | FTA        | Pct.       | Off.       | Def.      | Tot.       | Ast.       | PF         | Do.        | StL.     | TO        | Blk.       | Pts.       | Avg.       | HI         |          |
|------------|-----------|-------------|------------|------------|-------------|----------|-----------|------------|------------|------------|------------|-----------|------------|------------|------------|------------|----------|-----------|------------|------------|------------|------------|----------|
| 1993-94    | 25        | 556         | 75         | 172        | .436        | 1        | 4         | 250        | 72         | 83         | 867        | 27        | 104        | 131        | 47         | 65         | 0        | 4         | 43         | 28         | 223        | 8.9        | 21       |
| 1994-95    | 67        | 1225        | 118        | 267        | .442        | 2        | 11        | 182        | 68         | 89         | 764        | 72        | 216        | 288        | 118        | 182        | 4        | 21        | 91         | 80         | 306        | 4.6        | 19       |
| <b>TOT</b> | <b>92</b> | <b>1781</b> | <b>193</b> | <b>439</b> | <b>.440</b> | <b>3</b> | <b>15</b> | <b>200</b> | <b>140</b> | <b>172</b> | <b>814</b> | <b>99</b> | <b>320</b> | <b>419</b> | <b>165</b> | <b>247</b> | <b>4</b> | <b>25</b> | <b>134</b> | <b>108</b> | <b>529</b> | <b>5.8</b> | <b>-</b> |

### PLAYOFFS

| G       | Mn. | FG  | FGA | Pct. | 3FG  | 3FGA | PCT | FT | FTA | Pct.  | Off. | Def. | Tot. | Ast. | PF | Do. | StL. | TO | Blk. | Pts. | Avg. | HI |
|---------|-----|-----|-----|------|------|------|-----|----|-----|-------|------|------|------|------|----|-----|------|----|------|------|------|----|
| 1994-95 | 10  | 135 | 8   | 30   | .267 | 0    | 0   | 5  | 5   | 1,000 | 13   | 20   | 33   | 3    | -  | -   | 1    | 6  | 9    | 21   | 2.1  | -  |

## ADRIAN BRANCH - 6-8, 185 - MARYLAND

NOVEMBER 17, 1963

### REGULAR SEASON

| G       | Mn. | FG  | FGA | Pct. | 3FG  | 3FGA | PCT | FT   | FTA | Pct. | Off. | Def. | Tot. | Ast. | PF | Do. | StL. | TO | Blk. | Pts. | Avg. | HI  |    |
|---------|-----|-----|-----|------|------|------|-----|------|-----|------|------|------|------|------|----|-----|------|----|------|------|------|-----|----|
| 1986-87 | 32  | 219 | 48  | 96   | .500 | 0    | 2   | .000 | 42  | 54   | 778  | 23   | 30   | 53   | 16 | 39  | 0    | 16 | 24   | 3    | 138  | 4.3 | 12 |

### PLAYOFFS

| G       | Mn. | FG | FGA | Pct. | 3FG  | 3FGA | PCT | FT   | FTA | Pct. | Off. | Def. | Tot. | Ast. | PF | Do. | StL. | TO | Blk. | Pts. | Avg. | HI  |   |
|---------|-----|----|-----|------|------|------|-----|------|-----|------|------|------|------|------|----|-----|------|----|------|------|------|-----|---|
| 1986-87 | 11  | 42 | 4   | 21   | .190 | 0    | 1   | .000 | 6   | 12   | 500  | 3    | 7    | 10   | 5  | -   | -    | 2  | 5    | 0    | 14   | 1.3 | - |

## JIM BREWER - 6-9, 220 - MINNESOTA

DECEMBER 3, 1951

### REGULAR SEASON

| G          | Mn.        | FG          | FGA        | Pct.       | 3FG         | 3FGA     | PCT      | FT          | FTA       | Pct.      | Off.       | Def.       | Tot.       | Ast.       | PF        | Do.        | StL.     | TO        | Blk.      | Pts.       | Avg.       | HI         |          |
|------------|------------|-------------|------------|------------|-------------|----------|----------|-------------|-----------|-----------|------------|------------|------------|------------|-----------|------------|----------|-----------|-----------|------------|------------|------------|----------|
| 1980-81    | 78         | 1107        | 101        | 197        | .513        | 0        | 2        | .000        | 15        | 40        | 375        | 127        | 154        | 281        | 55        | 158        | 2        | 43        | 48        | 58         | 217        | 2.8        | 14       |
| 1981-82    | 71         | 966         | 81         | 175        | .463        | 1        | 6        | .167        | 7         | 19        | 368        | 106        | 158        | 264        | 42        | 127        | 1        | 39        | 37        | 46         | 170        | 2.4        | 10       |
| <b>TOT</b> | <b>149</b> | <b>2073</b> | <b>182</b> | <b>372</b> | <b>.489</b> | <b>1</b> | <b>8</b> | <b>.125</b> | <b>22</b> | <b>59</b> | <b>373</b> | <b>233</b> | <b>312</b> | <b>545</b> | <b>97</b> | <b>285</b> | <b>3</b> | <b>82</b> | <b>85</b> | <b>104</b> | <b>387</b> | <b>2.6</b> | <b>-</b> |

### PLAYOFFS

| G          | Mn.       | FG        | FGA      | Pct.     | 3FG         | 3FGA     | PCT      | FT       | FTA      | Pct.     | Off.     | Def.     | Tot.      | Ast.     | PF       | Do.      | StL.     | TO       | Blk.     | Pts.     | Avg.       | HI       |
|------------|-----------|-----------|----------|----------|-------------|----------|----------|----------|----------|----------|----------|----------|-----------|----------|----------|----------|----------|----------|----------|----------|------------|----------|
| 1980-81    | 3         | 7         | 0        | 0        | .000        | 0        | 0        | 0        | 0        | -        | 0        | 1        | 1         | 0        | -        | -        | 0        | 0        | 0        | 0        | 0.0        | -        |
| 1981-82    | 8         | 57        | 3        | 6        | .500        | 0        | 0        | 0        | 0        | -        | 4        | 7        | 11        | 4        | -        | -        | 2        | 4        | 6        | 6        | 0.8        | -        |
| <b>TOT</b> | <b>11</b> | <b>64</b> | <b>3</b> | <b>6</b> | <b>.500</b> | <b>0</b> | <b>0</b> | <b>0</b> | <b>0</b> | <b>-</b> | <b>4</b> | <b>8</b> | <b>12</b> | <b>4</b> | <b>-</b> | <b>-</b> | <b>2</b> | <b>4</b> | <b>6</b> | <b>6</b> | <b>0.5</b> | <b>-</b> |

## FRANK BRICKOWSKI - 6-9, 245 - PENN STATE

AUGUST 14, 1959

### REGULAR SEASON

| G       | Mn. | FG  | FGA | Pct. | 3FG  | 3FGA | PCT | FT | FTA | Pct. | Off. | Def. | Tot. | Ast. | PF  | Do. | StL. | TO | Blk. | Pts. | Avg. | HI |
|---------|-----|-----|-----|------|------|------|-----|----|-----|------|------|------|------|------|-----|-----|------|----|------|------|------|----|
| 1986-87 | 37  | 404 | 53  | 94   | .564 | 0    | 0   | 40 | 59  | 678  | 40   | 57   | 97   | 12   | 105 | 4   | 14   | 25 | 4    | 146  | 3.9  | 14 |

## BILL BRIDGES - 6-5, 230 - KANSAS

APRIL 4, 1939

### REGULAR SEASON

| G          | Mn.        | FG          | FGA        | Pct.        | 3FG         | 3FGA     | PCT      | FT         | FTA        | Pct.       | Off.       | Def.       | Tot.        | Ast.       | PF         | Do.      | StL.      | TO       | Blk.      | Pts.        | Avg.       | HI       |
|------------|------------|-------------|------------|-------------|-------------|----------|----------|------------|------------|------------|------------|------------|-------------|------------|------------|----------|-----------|----------|-----------|-------------|------------|----------|
| 1972-73    | 72         | 2491        | 286        | 597         | .479        | -        | -        | 133        | 190        | 700        | -          | -          | 782         | 196        | 261        | 3        | -         | -        | -         | 705         | 9.8        | -        |
| 1973-74    | 65         | 1812        | 216        | 513         | .421        | -        | -        | 116        | 164        | 707        | 193        | 306        | 499         | 148        | 219        | 3        | 58        | -        | 31        | 548         | 8.4        | 28       |
| 1974-75    | 17         | 507         | 17         | 37          | .351        | -        | -        | 16         | 30         | 533        | 46         | 48         | 94          | 27         | 46         | 1        | 7         | -        | 5         | 56          | 3.3        | 15       |
| <b>TOT</b> | <b>154</b> | <b>4610</b> | <b>522</b> | <b>1167</b> | <b>.447</b> | <b>-</b> | <b>-</b> | <b>265</b> | <b>384</b> | <b>690</b> | <b>239</b> | <b>354</b> | <b>1375</b> | <b>371</b> | <b>526</b> | <b>7</b> | <b>65</b> | <b>-</b> | <b>36</b> | <b>1309</b> | <b>8.5</b> | <b>-</b> |

### PLAYOFFS

| G          | Mn.       | FG         | FGA       | Pct.       | 3FG         | 3FGA     | PCT      | FT        | FTA       | Pct.       | Off.     | Def.     | Tot.       | Ast.      | PF       | Do.      | StL.     | TO       | Blk.     | Pts.       | Avg.       | HI       |
|------------|-----------|------------|-----------|------------|-------------|----------|----------|-----------|-----------|------------|----------|----------|------------|-----------|----------|----------|----------|----------|----------|------------|------------|----------|
| 1972-73    | 17        | 582        | 57        | 136        | .419        | -        | -        | 38        | 49        | 776        | -        | -        | 158        | 29        | -        | -        | 0        | 0        | 0        | 152        | 8.9        | -        |
| 1973-74    | 5         | 144        | 12        | 41         | .293        | -        | -        | 6         | 13        | 462        | -        | -        | 30         | 6         | -        | -        | 0        | 0        | 0        | 30         | 6.0        | -        |
| <b>TOT</b> | <b>22</b> | <b>726</b> | <b>69</b> | <b>177</b> | <b>.390</b> | <b>-</b> | <b>-</b> | <b>44</b> | <b>62</b> | <b>710</b> | <b>-</b> | <b>-</b> | <b>188</b> | <b>35</b> | <b>-</b> | <b>0</b> | <b>0</b> | <b>0</b> | <b>0</b> | <b>182</b> | <b>8.3</b> | <b>-</b> |

## MARSHON BROOKS - 6-5, 200 - PROVIDENCE

JANUARY 26, 1989

### REGULAR SEASON

| G       | Mn. | FG  | FGA | Pct. | 3FG  | 3FGA | PCT | FT  | FTA | Pct. | Off. | Def. | Tot. | Ast. | PF | Do. | StL. | TO | Blk. | Pts. | Avg. | HI  |    |
|---------|-----|-----|-----|------|------|------|-----|-----|-----|------|------|------|------|------|----|-----|------|----|------|------|------|-----|----|
| 2013-14 | 18  | 228 | 43  | 88   | .489 | 11   | 19  | 579 | 18  | 26   | 692  | 8    | 22   | 30   | 21 | 16  | 0    | 12 | 17   | 3    | 115  | 6.4 | 23 |

## ANTHONY BROWN - 6-7, 210 - STANFORD

OCTOBER 10, 1992

### REGULAR SEASON

| G       | Mn. | FG  | FGA | Pct. | 3FG  | 3FGA | PCT | FT  | FTA | Pct. | Off. | Def. | Tot. | Ast. | PF | Do. | StL. | TO | Blk. | Pts. | Avg. | HI  |    |
|---------|-----|-----|-----|------|------|------|-----|-----|-----|------|------|------|------|------|----|-----|------|----|------|------|------|-----|----|
| 2015-16 | 29  | 599 | 39  | 126  | .310 | 20   | 70  | 286 | 17  | 20   | 850  | 9    | 61   | 70   | 19 | 34  | 0    | 14 | 15   | 5    | 115  | 4.0 | 10 |

## CHUCKY BROWN - 6-8, 215 - NORTH CAROLINA STATE

FEBRUARY 29, 1968

### REGULAR SEASON

| G       | Mn. | FG  | FGA | Pct. | 3FG  | 3FGA | PCT | FT   | FTA | Pct. | Off. | Def. | Tot. | Ast. | PF | Do. | StL. | TO | Blk. | Pts. | Avg. | HI  |    |
|---------|-----|-----|-----|------|------|------|-----|------|-----|------|------|------|------|------|----|-----|------|----|------|------|------|-----|----|
| 1991-92 | 36  | 381 | 55  | 118  | .466 | 0    | 3   | .000 | 25  | 41   | 610  | 29   | 47   | 76   | 23 | 41  | 0    | 9  | 27   | 7    | 135  | 3.8 | 16 |

### PLAYOFFS

| G       | Mn. | FG | FGA | Pct. | 3FG  | 3FGA | PCT | FT   | FTA | Pct. | Off. | Def. | Tot. | Ast. | PF | Do. | StL. | TO | Blk. | Pts. | Avg. | HI  |   |
|---------|-----|----|-----|------|------|------|-----|------|-----|------|------|------|------|------|----|-----|------|----|------|------|------|-----|---|
| 1991-92 | 3   | 44 | 8   | 19   | .421 | 0    | 1   | .000 | 3   | 6    | 500  | 3    | 8    | 11   | 2  | -   | -    | 0  | 1    | 2    | 19   | 6.3 | - |

## GEORGE BROWN - 6-6, 190 - WAYNE STATE

OCTOBER 30, 1935

### REGULAR SEASON

| G       | Mn. | FG | FGA | Pct. | 3FG  | 3FGA | PCT | FT | FTA | Pct. | Off. | Def. | Tot. | Ast. | PF | Do. | StL. | TO | Blk. | Pts. | Avg. | HI |
|---------|-----|----|-----|------|------|------|-----|----|-----|------|------|------|------|------|----|-----|------|----|------|------|------|----|
| 1957-58 | 1   | 6  | 0   | 2    | .000 | -    | -   | 1  | 2   | 500  | -    | -    | 1    | 0    | 1  | 0   | -    | -  | -    | 1    | 1.0  | -  |

## JABARI BROWN - 6-4, 215 - MISSOURI

DECEMBER 18, 1992

### REGULAR SEASON

| G       | Mn. | FG  | FGA | Pct. | 3FG  | 3FGA | PCT | FT   | FTA | Pct. | Off. | Def. | Tot. | Ast. | PF | Do. | StL. | TO | Blk. | Pts. | Avg. | HI   |    |
|---------|-----|-----|-----|------|------|------|-----|------|-----|------|------|------|------|------|----|-----|------|----|------|------|------|------|----|
| 2014-15 | 19  | 568 | 70  | 170  | .412 | 23   | 62  | .371 | 64  | 85   | 753  | 3    | 33   | 36   | 40 | 33  | 0    | 12 | 32   | 2    | 227  | 11.9 | 32 |



# ALL-TIME ROSTER WITH STATISTICS



## **KWAME BROWN - 6-11, 270 - GLYNN ACADEMY HS**

**MARCH 10, 1982**

### REGULAR SEASON

| G          | Min.       | FG          | FGA        | Pct.       | 3FG         | 3FGA     | PCT      | FT          | FTA        | Pct.       | Off.        | Def.       | Tot.       | Ast.       | PF         | Dq.        | Stl.     | TO        | Blk.       | Pts.       | Avg.        | Hi         |          |
|------------|------------|-------------|------------|------------|-------------|----------|----------|-------------|------------|------------|-------------|------------|------------|------------|------------|------------|----------|-----------|------------|------------|-------------|------------|----------|
| 2005-06    | 72         | 1978        | 204        | 388        | .526        | 0        | 1        | .000        | 128        | 235        | .545        | 182        | 291        | 473        | 72         | 196        | 3        | 27        | 100        | 46         | 536         | 7.4        | 21       |
| 2006-07    | 41         | 1132        | 143        | 242        | .591        | 0        | 1        | .000        | 59         | 134        | .440        | 81         | 163        | 244        | 75         | 124        | 0        | 39        | 76         | 49         | 345         | 8.4        | 18       |
| 2007-08    | 23         | 509         | 53         | 103        | .515        | 0        | 0        | .000        | 26         | 64         | .406        | 31         | 100        | 131        | 28         | 58         | 0        | 16        | 37         | 19         | 132         | 5.7        | 10       |
| <b>TOT</b> | <b>136</b> | <b>3619</b> | <b>400</b> | <b>733</b> | <b>.546</b> | <b>0</b> | <b>2</b> | <b>.000</b> | <b>213</b> | <b>433</b> | <b>.492</b> | <b>294</b> | <b>554</b> | <b>848</b> | <b>175</b> | <b>378</b> | <b>3</b> | <b>82</b> | <b>213</b> | <b>114</b> | <b>1013</b> | <b>7.4</b> | <b>-</b> |

### PLAYOFFS

| G          | Min.      | FG         | FGA       | Pct.       | 3FG         | 3FGA     | PCT      | FT       | FTA       | Pct.      | Off.        | Def.      | Tot.      | Ast.      | PF       | Dq.      | Stl.     | TO        | Blk.      | Pts.       | Avg.        | Hi       |
|------------|-----------|------------|-----------|------------|-------------|----------|----------|----------|-----------|-----------|-------------|-----------|-----------|-----------|----------|----------|----------|-----------|-----------|------------|-------------|----------|
| 2005-06    | 7         | 225        | 34        | 65         | .523        | 0        | 0        | -        | 22        | 31        | .710        | 17        | 29        | 46        | 7        | -        | 2        | 12        | 6         | 90         | 12.9        | -        |
| 2006-07    | 5         | 133        | 19        | 36         | .528        | 0        | 0        | -        | 5         | 9         | .556        | 13        | 15        | 28        | 1        | -        | 1        | 9         | 4         | 43         | 8.6         | -        |
| <b>TOT</b> | <b>12</b> | <b>358</b> | <b>53</b> | <b>101</b> | <b>.525</b> | <b>0</b> | <b>0</b> | <b>-</b> | <b>27</b> | <b>40</b> | <b>.675</b> | <b>30</b> | <b>44</b> | <b>74</b> | <b>8</b> | <b>-</b> | <b>3</b> | <b>21</b> | <b>10</b> | <b>133</b> | <b>11.1</b> | <b>-</b> |

## **ROGER BROWN - 6-11, 230 - KANSAS**

**FEBRUARY 29, 1950**

### REGULAR SEASON

| G       | Min. | FG | FGA | Pct. | 3FG | 3FGA | PCT | FT | FTA | Pct. | Off. | Def. | Tot. | Ast. | PF | Dq. | Stl. | TO | Blk. | Pts. | Avg. | Hi |
|---------|------|----|-----|------|-----|------|-----|----|-----|------|------|------|------|------|----|-----|------|----|------|------|------|----|
| 1972-73 | 1    | 5  | 0   | 0    | -   | -    | -   | 1  | 3   | .333 | -    | -    | 0    | 0    | 1  | 0   | -    | -  | -    | 1    | 1.0  | -  |

## **SHANNON BROWN - 6-4, 210 - MICHIGAN STATE**

**NOVEMBER 29, 1985**

### REGULAR SEASON

| G          | Min.       | FG          | FGA        | Pct.        | 3FG         | 3FGA       | PCT        | FT          | FTA        | Pct.       | Off.        | Def.      | Tot.       | Ast.       | PF         | Dq.        | Stl.     | TO         | Blk.       | Pts.      | Avg.        | Hi         |          |
|------------|------------|-------------|------------|-------------|-------------|------------|------------|-------------|------------|------------|-------------|-----------|------------|------------|------------|------------|----------|------------|------------|-----------|-------------|------------|----------|
| 2008-09    | 18         | 136         | 22         | 42          | .524        | 6          | 9          | .667        | 8          | 9          | .889        | 3         | 17         | 20         | 10         | 9          | 0        | 4          | 9          | 2         | 58          | 3.2        | 10       |
| 2009-10    | 82         | 1700        | 253        | 592         | .427        | 62         | 189        | .327        | 99         | 121        | .818        | 30        | 153        | 183        | 108        | 129        | 0        | 57         | 67         | 31        | 667         | 8.1        | 27       |
| 2010-11    | 82         | 1568        | 273        | 643         | .425        | 74         | 212        | .349        | 92         | 101        | .911        | 35        | 122        | 157        | 96         | 124        | 0        | 67         | 75         | 16        | 712         | 8.7        | 21       |
| <b>TOT</b> | <b>182</b> | <b>3404</b> | <b>548</b> | <b>1277</b> | <b>.429</b> | <b>142</b> | <b>410</b> | <b>.346</b> | <b>199</b> | <b>231</b> | <b>.861</b> | <b>68</b> | <b>292</b> | <b>370</b> | <b>214</b> | <b>262</b> | <b>0</b> | <b>128</b> | <b>151</b> | <b>49</b> | <b>1437</b> | <b>7.9</b> | <b>-</b> |

### PLAYOFFS

| G          | Min.      | FG         | FGA        | Pct.       | 3FG         | 3FGA      | PCT       | FT          | FTA       | Pct.      | Off.        | Def.      | Tot.      | Ast.      | PF        | Dq.       | Stl.     | TO        | Blk.      | Pts.      | Avg.       | Hi         |          |
|------------|-----------|------------|------------|------------|-------------|-----------|-----------|-------------|-----------|-----------|-------------|-----------|-----------|-----------|-----------|-----------|----------|-----------|-----------|-----------|------------|------------|----------|
| 2008-09    | 21        | 276        | 36         | 83         | .434        | 12        | 25        | .480        | 19        | 24        | .792        | 8         | 17        | 25        | 13        | 27        | 0        | 10        | 10        | 2         | 103        | 4.9        | 14       |
| 2009-10    | 23        | 324        | 42         | 107        | .393        | 9         | 32        | .281        | 20        | 28        | .714        | 7         | 22        | 29        | 20        | 37        | 0        | 10        | 13        | 7         | 113        | 4.9        | 12       |
| 2010-11    | 10        | 166        | 28         | 61         | .459        | 7         | 25        | .280        | 9         | 14        | .643        | 5         | 14        | 19        | 7         | 10        | 0        | 6         | 9         | 2         | 72         | 7.2        | 15       |
| <b>TOT</b> | <b>54</b> | <b>766</b> | <b>106</b> | <b>251</b> | <b>.422</b> | <b>28</b> | <b>82</b> | <b>.341</b> | <b>48</b> | <b>66</b> | <b>.727</b> | <b>20</b> | <b>53</b> | <b>73</b> | <b>40</b> | <b>74</b> | <b>0</b> | <b>26</b> | <b>32</b> | <b>11</b> | <b>288</b> | <b>5.3</b> | <b>-</b> |

## **TIERRE BROWN - 6-2, 189 - MCNEESE STATE**

**JUNE 3, 1979**

### REGULAR SEASON

| G       | Min. | FG   | FGA | Pct. | 3FG  | 3FGA | PCT | FT   | FTA | Pct. | Off. | Def. | Tot. | Ast. | PF  | Dq. | Stl. | TO | Blk. | Pts. | Avg. | Hi  |    |
|---------|------|------|-----|------|------|------|-----|------|-----|------|------|------|------|------|-----|-----|------|----|------|------|------|-----|----|
| 2004-05 | 76   | 1066 | 124 | 348  | .356 | 26   | 72  | .361 | 59  | 75   | .787 | 21   | 72   | 93   | 155 | 59  | 0    | 32 | 74   | 1    | 333  | 4.4 | 27 |

## **TONY BROWN - 6-6, 200 - ARKANSAS**

**JULY 29, 1960**

### REGULAR SEASON

| G       | Min. | FG | FGA | Pct. | 3FG  | 3FGA | PCT | FT    | FTA | Pct. | Off. | Def. | Tot. | Ast. | PF | Dq. | Stl. | TO | Blk. | Pts. | Avg. | Hi  |   |
|---------|------|----|-----|------|------|------|-----|-------|-----|------|------|------|------|------|----|-----|------|----|------|------|------|-----|---|
| 1990-91 | 7    | 27 | 2   | 3    | .667 | 1    | 1   | 1.000 | 0   | 0    | -    | 0    | 4    | 4    | 3  | 8   | 0    | 0  | 4    | 0    | 5    | 0.7 | 3 |





# ALL-TIME ROSTER WITH STATISTICS

## KOBE BRYANT - 6-6, 205 - LOWER MERION HS

AUGUST 23, 1978

### REGULAR SEASON

| G       | Min. | FG    | FGA   | Pct.  | 3FG  | 3FGA | PCT  | FT   | FTA  | Pct. | Off. | Def. | Tot. | Ast. | PF   | Do.  | StL. | TO   | Blk. | Pts. | Avg.  | HI   |    |
|---------|------|-------|-------|-------|------|------|------|------|------|------|------|------|------|------|------|------|------|------|------|------|-------|------|----|
| 1996-97 | 71   | 1103  | 176   | 422   | .417 | 51   | 136  | .375 | 136  | 166  | .819 | 47   | 85   | 132  | 91   | 102  | 0    | 49   | 112  | 23   | 539   | 7.6  | 24 |
| 1997-98 | 79   | 2056  | 391   | 913   | .428 | 75   | 220  | .341 | 363  | 457  | .794 | 79   | 163  | 242  | 199  | 180  | 1    | 74   | 157  | 40   | 1220  | 15.4 | 33 |
| 1998-99 | 50   | 1896  | 362   | 779   | .465 | 27   | 101  | .267 | 245  | 292  | .839 | 53   | 211  | 264  | 190  | 153  | 3    | 72   | 157  | 50   | 996   | 19.9 | 38 |
| 1999-00 | 66   | 2524  | 554   | 1183  | .468 | 46   | 144  | .319 | 331  | 403  | .821 | 108  | 308  | 416  | 323  | 220  | 4    | 106  | 182  | 62   | 1485  | 22.5 | 40 |
| 2000-01 | 68   | 2783  | 701   | 1510  | .464 | 61   | 200  | .305 | 475  | 557  | .853 | 104  | 295  | 399  | 338  | 222  | 3    | 114  | 220  | 43   | 1938  | 28.5 | 51 |
| 2001-02 | 80   | 3063  | 749   | 1597  | .469 | 33   | 132  | .250 | 488  | 589  | .829 | 112  | 329  | 441  | 438  | 228  | 1    | 118  | 223  | 35   | 2019  | 25.2 | 56 |
| 2002-03 | 82   | 3401  | 868   | 1924  | .451 | 124  | 324  | .383 | 601  | 713  | .843 | 106  | 458  | 564  | 481  | 218  | 0    | 181  | 288  | 67   | 2461  | 30.0 | 55 |
| 2003-04 | 65   | 2447  | 516   | 1178  | .438 | 71   | 217  | .327 | 454  | 533  | .852 | 103  | 256  | 359  | 330  | 176  | 0    | 112  | 171  | 28   | 1557  | 24.0 | 45 |
| 2004-05 | 66   | 2689  | 573   | 1324  | .433 | 131  | 387  | .339 | 542  | 664  | .816 | 95   | 297  | 392  | 398  | 174  | 1    | 174  | 270  | 53   | 1819  | 27.6 | 48 |
| 2005-06 | 80   | 3277  | 978   | 2173  | .450 | 180  | 518  | .347 | 696  | 819  | .850 | 71   | 354  | 425  | 360  | 233  | 1    | 147  | 250  | 30   | 2832  | 35.4 | 81 |
| 2006-07 | 77   | 3140  | 813   | 1757  | .463 | 137  | 398  | .344 | 667  | 768  | .868 | 75   | 364  | 439  | 413  | 205  | 2    | 111  | 255  | 36   | 2430  | 31.6 | 65 |
| 2007-08 | 82   | 3192  | 775   | 1690  | .459 | 150  | 415  | .361 | 623  | 742  | .840 | 94   | 423  | 517  | 441  | 227  | 1    | 151  | 257  | 40   | 2323  | 28.3 | 53 |
| 2008-09 | 82   | 2960  | 800   | 1712  | .467 | 118  | 336  | .351 | 483  | 564  | .856 | 90   | 339  | 429  | 399  | 189  | 1    | 120  | 210  | 37   | 2201  | 26.8 | 61 |
| 2009-10 | 73   | 2835  | 716   | 1569  | .456 | 99   | 301  | .329 | 439  | 541  | .811 | 78   | 313  | 391  | 365  | 187  | 0    | 113  | 233  | 20   | 1970  | 27.0 | 44 |
| 2010-11 | 82   | 2779  | 740   | 1639  | .451 | 115  | 356  | .323 | 483  | 583  | .828 | 83   | 336  | 419  | 388  | 172  | 0    | 99   | 243  | 12   | 2078  | 25.3 | 42 |
| 2011-12 | 58   | 2232  | 574   | 1336  | .430 | 87   | 287  | .303 | 381  | 451  | .845 | 66   | 247  | 313  | 264  | 105  | 0    | 69   | 204  | 18   | 1616  | 27.9 | 47 |
| 2012-13 | 78   | 3013  | 738   | 1595  | .463 | 132  | 407  | .324 | 525  | 626  | .839 | 66   | 367  | 433  | 469  | 173  | 0    | 106  | 287  | 25   | 2133  | 27.3 | 47 |
| 2013-14 | 6    | 177   | 31    | 73    | .425 | 3    | 16   | .188 | 18   | 21   | .857 | 2    | 24   | 26   | 38   | 9    | 0    | 7    | 34   | 1    | 83    | 13.8 | 21 |
| 2014-15 | 35   | 1207  | 266   | 713   | .373 | 54   | 184  | .293 | 196  | 241  | .813 | 26   | 173  | 199  | 197  | 65   | 0    | 47   | 128  | 7    | 782   | 22.3 | 44 |
| 2015-16 | 66   | 1863  | 398   | 1113  | .358 | 133  | 467  | .285 | 232  | 281  | .826 | 41   | 206  | 247  | 184  | 115  | 0    | 62   | 129  | 13   | 1161  | 17.6 | 60 |
| TOT     | 1280 | 46774 | 11321 | 25087 | .451 | 1694 | 5079 | .334 | 8146 | 9730 | .837 | 1458 | 5342 | 6800 | 6122 | 3238 | 18   | 1882 | 3881 | 627  | 32482 | 25.4 | -  |

### PLAYOFFS

| G       | Min. | FG   | FGA  | Pct. | 3FG  | 3FGA | PCT | FT   | FTA  | Pct. | Off. | Def. | Tot. | Ast. | PF   | Do. | StL. | TO  | Blk. | Pts. | Avg. | HI   |   |
|---------|------|------|------|------|------|------|-----|------|------|------|------|------|------|------|------|-----|------|-----|------|------|------|------|---|
| 1996-97 | 9    | 133  | 21   | 55   | .382 | 6    | 23  | .261 | 26   | 30   | .867 | 1    | 10   | 11   | 11   | 23  | -    | 3   | 14   | 2    | 74   | 8.2  | - |
| 1997-98 | 11   | 220  | 31   | 76   | .408 | 3    | 14  | .214 | 31   | 45   | .689 | 7    | 14   | 21   | 16   | 28  | -    | 3   | 11   | 8    | 96   | 8.7  | - |
| 1998-99 | 8    | 315  | 61   | 142  | .430 | 8    | 23  | .348 | 28   | 35   | .800 | 13   | 42   | 55   | 37   | 24  | -    | 15  | 31   | 10   | 158  | 19.8 | - |
| 1999-00 | 22   | 857  | 174  | 394  | .442 | 22   | 64  | .344 | 95   | 126  | .754 | 26   | 72   | 98   | 97   | 89  | -    | 32  | 55   | 32   | 465  | 21.1 | - |
| 2000-01 | 16   | 694  | 168  | 358  | .469 | 11   | 34  | .324 | 124  | 151  | .821 | 29   | 87   | 116  | 97   | 53  | -    | 25  | 51   | 12   | 471  | 29.4 | - |
| 2001-02 | 19   | 833  | 187  | 431  | .434 | 22   | 58  | .379 | 110  | 145  | .759 | 28   | 83   | 111  | 87   | 65  | -    | 27  | 54   | 17   | 506  | 26.6 | - |
| 2002-03 | 12   | 531  | 137  | 317  | .432 | 25   | 62  | .403 | 86   | 104  | .827 | 16   | 45   | 61   | 62   | 35  | -    | 14  | 42   | 1    | 385  | 32.1 | - |
| 2003-04 | 22   | 973  | 190  | 460  | .413 | 24   | 97  | .247 | 135  | 166  | .813 | 18   | 86   | 104  | 121  | 59  | -    | 42  | 61   | 7    | 539  | 24.5 | - |
| 2005-06 | 7    | 314  | 72   | 145  | .497 | 14   | 35  | .400 | 37   | 48   | .771 | 4    | 40   | 44   | 36   | 25  | -    | 8   | 33   | 3    | 195  | 27.9 | - |
| 2006-07 | 5    | 215  | 60   | 130  | .462 | 10   | 28  | .357 | 34   | 37   | .919 | 1    | 25   | 26   | 22   | 10  | -    | 5   | 22   | 2    | 164  | 32.8 | - |
| 2007-08 | 21   | 863  | 222  | 463  | .479 | 32   | 106 | .302 | 157  | 194  | .809 | 18   | 101  | 119  | 117  | 59  | -    | 35  | 70   | 8    | 633  | 30.1 | - |
| 2008-09 | 23   | 940  | 242  | 530  | .457 | 37   | 106 | .349 | 174  | 197  | .883 | 19   | 104  | 123  | 126  | 59  | -    | 38  | 59   | 21   | 695  | 30.2 | - |
| 2009-10 | 23   | 923  | 234  | 511  | .458 | 49   | 131 | .374 | 154  | 183  | .842 | 26   | 112  | 138  | 126  | 75  | -    | 31  | 79   | 16   | 671  | 29.2 | - |
| 2010-11 | 10   | 354  | 83   | 186  | .446 | 12   | 41  | .293 | 50   | 61   | .820 | 8    | 26   | 34   | 33   | 23  | -    | 16  | 31   | 3    | 228  | 22.8 | - |
| 2011-12 | 12   | 476  | 132  | 301  | .439 | 17   | 60  | .283 | 79   | 95   | .832 | 16   | 42   | 58   | 52   | 33  | -    | 16  | 34   | 2    | 360  | 30.0 | - |
| TOT     | 220  | 8641 | 2014 | 4499 | .448 | 292  | 882 | .331 | 1320 | 1617 | .816 | 230  | 889  | 1119 | 1040 | 660 | -    | 310 | 647  | 144  | 5640 | 25.6 | - |

## STEVE BUCKNALL - 6-6, 215 - NORTH CAROLINA

MARCH 17, 1966

### REGULAR SEASON

| G       | Min. | FG | FGA | Pct. | 3FG  | 3FGA | PCT | FT   | FTA | Pct. | Off. | Def. | Tot. | Ast. | PF | Do. | StL. | TO | Blk. | Pts. | Avg. | HI  |   |
|---------|------|----|-----|------|------|------|-----|------|-----|------|------|------|------|------|----|-----|------|----|------|------|------|-----|---|
| 1989-90 | 18   | 75 | 9   | 33   | .273 | 0    | 1   | .000 | 5   | 6    | .833 | 5    | 2    | 7    | 7  | 10  | 0    | 2  | 11   | 1    | 23   | 1.3 | 4 |

## BOB BURROW - 6-7, 230 - KENTUCKY

JUNE 29, 1934

### REGULAR SEASON

| G       | Min. | FG  | FGA | Pct. | 3FG  | 3FGA | PCT | FT | FTA | Pct. | Off. | Def. | Tot. | Ast. | PF | Do. | StL. | TO | Blk. | Pts. | Avg. | HI  |   |
|---------|------|-----|-----|------|------|------|-----|----|-----|------|------|------|------|------|----|-----|------|----|------|------|------|-----|---|
| 1957-58 | 14   | 171 | 22  | 70   | .314 | -    | -   | -  | 11  | 33   | .333 | -    | -    | 64   | 6  | 15  | 0    | -  | -    | -    | 55   | 3.9 | - |

## CARON BUTLER - 6-7, 217 - CONNECTICUT

MARCH 13, 1980

### REGULAR SEASON

| G       | Min. | FG   | FGA | Pct. | 3FG  | 3FGA | PCT | FT   | FTA | Pct. | Off. | Def. | Tot. | Ast. | PF  | Do. | StL. | TO  | Blk. | Pts. | Avg. | HI   |    |
|---------|------|------|-----|------|------|------|-----|------|-----|------|------|------|------|------|-----|-----|------|-----|------|------|------|------|----|
| 2004-05 | 77   | 2746 | 441 | 991  | .445 | 38   | 125 | .304 | 275 | 319  | .862 | 146  | 304  | 450  | 146 | 213 | 2    | 110 | 125  | 23   | 1195 | 15.5 | 34 |

## DWIGHT BUICKS - 6-3, 190 - MARQUETTE

MARCH 6, 1989

### REGULAR SEASON

| G       | Min. | FG  | FGA | Pct. | 3FG  | 3FGA | PCT | FT   | FTA | Pct. | Off. | Def. | Tot. | Ast. | PF | Do. | StL. | TO | Blk. | Pts. | Avg. | HI  |    |
|---------|------|-----|-----|------|------|------|-----|------|-----|------|------|------|------|------|----|-----|------|----|------|------|------|-----|----|
| 2014-15 | 6    | 123 | 18  | 40   | .450 | 7    | 11  | .636 | 9   | 10   | .900 | 2    | 10   | 12   | 14 | 3   | 0    | 3  | 12   | 0    | 52   | 8.7 | 15 |



# ALL-TIME ROSTER WITH STATISTICS



## ANDREW BYNUM - 7-1, 285 - St. JOSEPH HS

OCTOBER 27, 1987

### REGULAR SEASON

| G             | Min.       | FG           | FGA         | Pct.        | 3FG         | 3FGA     | PCT      | FT          | FTA        | Pct.        | Off.        | Def.       | Tot.        | Ast.        | PF         | Dq.        | StL.      | TO         | Blk.       | Pts.       | Avg.        | Hi          |          |
|---------------|------------|--------------|-------------|-------------|-------------|----------|----------|-------------|------------|-------------|-------------|------------|-------------|-------------|------------|------------|-----------|------------|------------|------------|-------------|-------------|----------|
| 2005-06       | 46         | 338          | 33          | 82          | 442         | 0        | 0        | -           | 8          | 27          | .296        | 34         | 46          | 80          | 9          | 56         | 0         | 4          | 17         | 22         | 74          | 1.6         | 16       |
| 2006-07       | 82         | 1793         | 247         | 443         | 558         | 0        | 3        | .000        | 143        | 214         | .668        | 139        | 345         | 484         | 94         | 249        | 5         | 12         | 115        | 128        | 637         | 7.8         | 20       |
| 2007-08       | 35         | 1008         | 189         | 297         | 636         | 0        | 0        | -           | 82         | 118         | .695        | 105        | 251         | 356         | 61         | 98         | 2         | 12         | 52         | 72         | 460         | 13.1        | 28       |
| 2008-09       | 50         | 1446         | 281         | 502         | 560         | 0        | 0        | -           | 152        | 215         | .707        | 137        | 261         | 398         | 71         | 157        | 1         | 18         | 85         | 90         | 714         | 14.3        | 42       |
| 2009-10       | 65         | 1977         | 392         | 688         | 570         | 0        | 1        | .000        | 193        | 261         | .739        | 177        | 364         | 541         | 68         | 193        | 2         | 35         | 115        | 94         | 977         | 15.0        | 27       |
| 2010-11       | 54         | 1500         | 237         | 413         | 574         | 0        | 0        | -           | 138        | 209         | .660        | 170        | 338         | 508         | 73         | 140        | 1         | 19         | 74         | 106        | 612         | 11.3        | 22       |
| 2011-12       | 60         | 2112         | 444         | 796         | 558         | 1        | 5        | .200        | 234        | 338         | .692        | 192        | 517         | 709         | 85         | 104        | 0         | 27         | 152        | 116        | 1123        | 18.7        | 37       |
| <b>TOTALS</b> | <b>392</b> | <b>10175</b> | <b>1823</b> | <b>3221</b> | <b>.566</b> | <b>1</b> | <b>9</b> | <b>.111</b> | <b>950</b> | <b>1382</b> | <b>.687</b> | <b>954</b> | <b>2122</b> | <b>3076</b> | <b>461</b> | <b>997</b> | <b>11</b> | <b>127</b> | <b>610</b> | <b>628</b> | <b>4597</b> | <b>11.7</b> | <b>-</b> |

### PLAYOFFS

| G          | Min.      | FG          | FGA        | Pct.       | 3FG         | 3FGA     | PCT      | FT       | FTA        | Pct.       | Off.        | Def.       | Tot.       | Ast.       | PF        | Dq.        | StL.     | TO        | Blk.      | Pts.       | Avg.       | Hi         |          |
|------------|-----------|-------------|------------|------------|-------------|----------|----------|----------|------------|------------|-------------|------------|------------|------------|-----------|------------|----------|-----------|-----------|------------|------------|------------|----------|
| 2005-06    | 1         | 2           | 0          | 1          | .000        | 0        | 0        | -        | 0          | 0          | -           | 0          | 0          | 0          | 0         | 0          | 0        | 0         | 0         | 0          | 0.0        | -          |          |
| 2006-07    | 5         | 55          | 8          | 15         | 533         | 0        | 0        | -        | 4          | 10         | .400        | 8          | 15         | 23         | 0         | 7          | -        | 0         | 2         | 2          | 20         | 4.0        | -        |
| 2008-09    | 23        | 400         | 58         | 127        | 457         | 0        | 0        | -        | 28         | 43         | .651        | 33         | 53         | 86         | 10        | 77         | -        | 8         | 19        | 21         | 144        | 6.3        | -        |
| 2009-10    | 23        | 561         | 80         | 149        | 537         | 0        | 0        | -        | 38         | 56         | .679        | 59         | 100        | 159        | 12        | 61         | -        | 6         | 21        | 36         | 198        | 8.6        | -        |
| 2010-11    | 10        | 320         | 57         | 105        | 543         | 0        | 0        | -        | 30         | 36         | .833        | 36         | 60         | 96         | 8         | 33         | -        | 5         | 20        | 14         | 144        | 14.4       | -        |
| 2011-12    | 12        | 451         | 73         | 153        | 477         | 0        | 0        | -        | 54         | 69         | .783        | 46         | 87         | 133        | 18        | 21         | -        | 5         | 16        | 37         | 200        | 16.7       | -        |
| <b>TOT</b> | <b>74</b> | <b>1469</b> | <b>276</b> | <b>550</b> | <b>.502</b> | <b>0</b> | <b>0</b> | <b>-</b> | <b>154</b> | <b>214</b> | <b>.720</b> | <b>182</b> | <b>315</b> | <b>497</b> | <b>48</b> | <b>199</b> | <b>-</b> | <b>24</b> | <b>78</b> | <b>110</b> | <b>706</b> | <b>9.5</b> | <b>-</b> |

## MARTY BYRNES - 6-7, 220 - SYRACUSE

APRIL 30, 1956

### REGULAR SEASON

| G       | Min. | FG  | FGA | Pct. | 3FG  | 3FGA | PCT | FT | FTA | Pct. | Off. | Def. | Tot. | Ast. | PF | Dq. | StL. | TO | Blk. | Pts. | Avg. | Hi  |    |
|---------|------|-----|-----|------|------|------|-----|----|-----|------|------|------|------|------|----|-----|------|----|------|------|------|-----|----|
| 1979-80 | 32   | 194 | 25  | 50   | .500 | 0    | 0   | -  | 13  | 15   | .867 | 9    | 18   | 27   | 13 | 32  | 0    | 5  | 22   | 1    | 63   | 2.0 | 11 |

### PLAYOFFS

| G       | Min. | FG | FGA | Pct. | 3FG  | 3FGA | PCT | FT | FTA | Pct. | Off. | Def. | Tot. | Ast. | PF | Dq. | StL. | TO | Blk. | Pts. | Avg. | Hi |
|---------|------|----|-----|------|------|------|-----|----|-----|------|------|------|------|------|----|-----|------|----|------|------|------|----|
| 1979-80 | 4    | 8  | 1   | 3    | .333 | 0    | 0   | -  | 4   | 6    | .667 | 1    | 0    | 1    | 1  | -   | 0    | 1  | 0    | 6    | 1.5  | -  |

## CORKY CALHOUN - 6-7, 210 - PENNSYLVANIA

NOVEMBER 1, 1950

### REGULAR SEASON

| G          | Min.       | FG          | FGA        | Pct.       | 3FG         | 3FGA     | PCT      | FT       | FTA        | Pct.       | Off.        | Def.       | Tot.       | Ast.       | PF         | Dq.        | StL.     | TO         | Blk.     | Pts.      | Avg.       | Hi         |          |
|------------|------------|-------------|------------|------------|-------------|----------|----------|----------|------------|------------|-------------|------------|------------|------------|------------|------------|----------|------------|----------|-----------|------------|------------|----------|
| 1974-75    | 57         | 1270        | 120        | 286        | 420         | -        | -        | -        | 44         | 62         | .710        | 95         | 141        | 236        | 75         | 160        | 1        | 49         | -        | 23        | 284        | 5.0        | 13       |
| 1975-76    | 76         | 1816        | 172        | 368        | 467         | -        | -        | -        | 65         | 83         | .783        | 117        | 224        | 341        | 85         | 216        | 4        | 62         | -        | 35        | 409        | 5.4        | 18       |
| <b>TOT</b> | <b>133</b> | <b>3086</b> | <b>292</b> | <b>654</b> | <b>.446</b> | <b>-</b> | <b>-</b> | <b>-</b> | <b>109</b> | <b>145</b> | <b>.752</b> | <b>212</b> | <b>365</b> | <b>577</b> | <b>160</b> | <b>376</b> | <b>5</b> | <b>111</b> | <b>-</b> | <b>58</b> | <b>693</b> | <b>5.2</b> | <b>-</b> |

## DEMETRIUS CALIP - 6-1, 165 - MICHIGAN

NOVEMBER 18, 1969

### REGULAR SEASON

| G       | Min. | FG | FGA | Pct. | 3FG  | 3FGA | PCT | FT   | FTA | Pct. | Off. | Def. | Tot. | Ast. | PF | Dq. | StL. | TO | Blk. | Pts. | Avg. | Hi  |   |
|---------|------|----|-----|------|------|------|-----|------|-----|------|------|------|------|------|----|-----|------|----|------|------|------|-----|---|
| 1991-92 | 7    | 58 | 4   | 18   | .222 | 1    | 5   | .200 | 2   | 3    | .667 | 1    | 4    | 5    | 12 | 8   | 0    | 1  | 5    | 0    | 11   | 1.6 | 3 |

## MACK CALVIN - 6-0, 170 - USC

JULY 27, 1947

| G       | Min. | FG  | FGA | Pct. | 3FG  | 3FGA | PCT | FT | FTA | Pct. | Off. | Def. | Tot. | Ast. | PF | Dq. | StL. | TO | Blk. | Pts. | Avg. | Hi  |    |
|---------|------|-----|-----|------|------|------|-----|----|-----|------|------|------|------|------|----|-----|------|----|------|------|------|-----|----|
| 1976-77 | 12   | 207 | 27  | 82   | .329 | -    | -   | -  | 41  | 48   | .854 | 6    | 10   | 16   | 21 | 16  | 0    | 11 | -    | 1    | 95   | 7.9 | 20 |

## ELDEN CAMPBELL - 7-0, 255 - CLEMSON

JULY 23, 1968

### REGULAR SEASON

| G          | Min.       | FG           | FGA         | Pct.        | 3FG         | 3FGA     | PCT       | FT          | FTA         | Pct.        | Off.        | Def.        | Tot.        | Ast.        | PF         | Dq.         | StL.      | TO         | Blk.       | Pts.        | Avg.        | Hi          |          |
|------------|------------|--------------|-------------|-------------|-------------|----------|-----------|-------------|-------------|-------------|-------------|-------------|-------------|-------------|------------|-------------|-----------|------------|------------|-------------|-------------|-------------|----------|
| 1990-91    | 52         | 380          | 56          | 123         | 455         | 0        | 0         | -           | 32          | 49          | .653        | 40          | 56          | 96          | 10         | 71          | 1         | 11         | 16         | 38          | 144         | 2.8         | 12       |
| 1991-92    | 81         | 1876         | 220         | 491         | 448         | 0        | 2         | .000        | 138         | 223         | .619        | 155         | 268         | 423         | 59         | 203         | 1         | 53         | 73         | 159         | 578         | 7.1         | 25       |
| 1992-93    | 79         | 1551         | 238         | 520         | 458         | 0        | 3         | .000        | 130         | 204         | .637        | 127         | 205         | 332         | 48         | 165         | 0         | 59         | 69         | 100         | 606         | 7.7         | 21       |
| 1993-94    | 76         | 2253         | 373         | 808         | 462         | 0        | 2         | .000        | 188         | 273         | .689        | 167         | 352         | 519         | 86         | 241         | 2         | 64         | 98         | 146         | 934         | 12.3        | 29       |
| 1994-95    | 73         | 2076         | 360         | 785         | 459         | 0        | 1         | .000        | 193         | 290         | .666        | 168         | 277         | 445         | 92         | 246         | 4         | 69         | 98         | 132         | 913         | 12.5        | 32       |
| 1995-96    | 82         | 2699         | 447         | 888         | 503         | 0        | 5         | .000        | 249         | 349         | .713        | 162         | 461         | 623         | 181        | 300         | 4         | 88         | 137        | 212         | 1143        | 13.9        | 29       |
| 1996-97    | 77         | 2516         | 442         | 942         | 469         | 1        | 4         | .250        | 263         | 370         | .711        | 207         | 408         | 615         | 126        | 276         | 6         | 46         | 130        | 117         | 1148        | 14.9        | 40       |
| 1997-98    | 81         | 1784         | 289         | 624         | 463         | 1        | 2         | .500        | 237         | 342         | .693        | 143         | 312         | 455         | 78         | 209         | 1         | 35         | 115        | 102         | 816         | 10.1        | 25       |
| 1998-99    | 17         | 325          | 44          | 101         | 436         | 0        | 0         | -           | 38          | 62          | .613        | 38          | 58          | 96          | 8          | 51          | 2         | 1          | 22         | 16          | 126         | 7.4         | 24       |
| <b>TOT</b> | <b>618</b> | <b>15460</b> | <b>2469</b> | <b>5282</b> | <b>.467</b> | <b>2</b> | <b>19</b> | <b>.105</b> | <b>1468</b> | <b>2162</b> | <b>.679</b> | <b>1207</b> | <b>2397</b> | <b>3604</b> | <b>688</b> | <b>1762</b> | <b>21</b> | <b>426</b> | <b>758</b> | <b>1022</b> | <b>6408</b> | <b>10.4</b> | <b>-</b> |

### PLAYOFFS

| G          | Min.      | FG          | FGA        | Pct.       | 3FG         | 3FGA     | PCT      | FT          | FTA        | Pct.       | Off.        | Def.      | Tot.       | Ast.       | PF        | Dq.      | StL.      | TO        | Blk.      | Pts.       | Avg.       | Hi       |
|------------|-----------|-------------|------------|------------|-------------|----------|----------|-------------|------------|------------|-------------|-----------|------------|------------|-----------|----------|-----------|-----------|-----------|------------|------------|----------|
| 1990-91    | 14        | 138         | 25         | 38         | .658        | 0        | 0        | -           | 7          | 15         | .467        | 8         | 21         | 29         | 3         | -        | 6         | 6         | 8         | 57         | 4.1        | 11       |
| 1991-92    | 4         | 117         | 14         | 37         | .378        | 0        | 0        | -           | 12         | 18         | .667        | 9         | 16         | 25         | 6         | -        | 3         | 4         | 6         | 40         | 10.0       | -        |
| 1992-93    | 5         | 178         | 29         | 69         | 420         | 0        | 0        | -           | 12         | 24         | .500        | 17        | 25         | 42         | 7         | -        | 6         | 12        | 12        | 70         | 14.0       | -        |
| 1994-95    | 10        | 376         | 64         | 132        | 485         | 0        | 0        | -           | 29         | 44         | .659        | 26        | 47         | 73         | 16        | -        | 4         | 15        | 30        | 157        | 15.7       | -        |
| 1995-96    | 4         | 129         | 20         | 39         | .513        | 0        | 1        | .000        | 8          | 16         | .500        | 3         | 29         | 32         | 8         | -        | 1         | 10        | 9         | 48         | 12.0       | -        |
| 1996-97    | 9         | 278         | 37         | 93         | .398        | 1        | 1        | 1.000       | 31         | 38         | .816        | 14        | 25         | 39         | 9         | -        | 7         | 14        | 13        | 106        | 11.8       | -        |
| 1997-98    | 13        | 180         | 23         | 51         | 451         | 0        | 0        | -           | 22         | 34         | .647        | 17        | 28         | 45         | 8         | -        | 3         | 13        | 12        | 68         | 5.2        | -        |
| <b>TOT</b> | <b>59</b> | <b>1396</b> | <b>212</b> | <b>459</b> | <b>.462</b> | <b>1</b> | <b>2</b> | <b>.500</b> | <b>121</b> | <b>189</b> | <b>.640</b> | <b>94</b> | <b>191</b> | <b>285</b> | <b>57</b> | <b>-</b> | <b>30</b> | <b>74</b> | <b>90</b> | <b>546</b> | <b>9.3</b> | <b>-</b> |

## TONY CAMPBELL - 6-7, 215 - OHIO STATE

MAY 7, 1962

### REGULAR SEASON

| G       | Min. | FG  | FGA | Pct. | 3FG | 3FGA | PCT | FT   | FTA | Pct. | Off. | Def. | Tot. | Ast. | PF | Dq. | StL. | TO | Blk. | Pts. | Avg. | Hi |
|---------|------|-----|-----|------|-----|------|-----|------|-----|------|------|------|------|------|----|-----|------|----|------|------|------|----|
| 1967-68 | 13   | 242 | 57  | 101  | 564 | 1    | 3   | .333 | 28  | 39   | .718 | 8    | 19   | 27   | 15 | 41  | 0    | 11 | 26   | 2    | 143  |    |





# ALL-TIME ROSTER WITH STATISTICS

## DERRICK CHARACTER - 6-9, 275 - UTEP

MAY 4, 1988

### REGULAR SEASON

| G       | Min. | FG  | FGA | Pct. | 3FG  | 3FGA | PCT | FT | FTA | Pct. | Off. | Def. | Tot. | Ast. | PF | Do. | StL. | TO | Blk. | Pts. | Avg. | HI  |    |
|---------|------|-----|-----|------|------|------|-----|----|-----|------|------|------|------|------|----|-----|------|----|------|------|------|-----|----|
| 2010-11 | 41   | 215 | 32  | 66   | .485 | 0    | 0   | -  | 17  | 23   | 739  | 19   | 24   | 43   | 7  | 47  | 1    | 4  | 19   | 10   | 81   | 2.0 | 10 |

## DON "SWEDE" CARLSON - 6-0, 170 - MINNESOTA

MARCH 22, 1921

### REGULAR SEASON

| G       | Min. | FG | FGA | Pct. | 3FG  | 3FGA | PCT | FT | FTA | Pct. | Off. | Def. | Tot. | Ast. | PF  | Do. | StL. | TO | Blk. | Pts. | Avg. | HI  |   |
|---------|------|----|-----|------|------|------|-----|----|-----|------|------|------|------|------|-----|-----|------|----|------|------|------|-----|---|
| 1948-49 | 55   | -  | 211 | 632  | .334 | -    | -   | -  | 86  | 130  | 662  | -    | -    | -    | 170 | 180 | -    | -  | -    | -    | 508  | 9.2 | - |
| 1949-50 | 57   | -  | 99  | 290  | .341 | -    | -   | -  | 69  | 95   | 726  | -    | -    | -    | 76  | 126 | -    | -  | -    | -    | 267  | 4.7 | - |
| TOT     | 112  | -  | 310 | 922  | .336 | -    | -   | -  | 155 | 225  | 689  | -    | -    | -    | 246 | 306 | -    | -  | -    | -    | 775  | 6.9 | - |

### PLAYOFFS

| G       | Min. | FG | FGA | Pct. | 3FG  | 3FGA | PCT | FT | FTA | Pct. | Off. | Def. | Tot. | Ast. | PF | Do. | StL. | TO | Blk. | Pts. | Avg. | HI  |   |
|---------|------|----|-----|------|------|------|-----|----|-----|------|------|------|------|------|----|-----|------|----|------|------|------|-----|---|
| 1948-49 | 10   | -  | 23  | 95   | .242 | -    | -   | -  | 14  | 25   | 560  | -    | -    | -    | 28 | 30  | -    | -  | -    | -    | 60   | 6.0 | - |
| 1949-50 | 10   | -  | 21  | 37   | .568 | -    | -   | -  | 12  | 15   | 800  | -    | -    | -    | 11 | 19  | -    | -  | -    | -    | 54   | 5.4 | - |
| TOT     | 20   | -  | 44  | 132  | .333 | -    | -   | -  | 26  | 40   | 650  | -    | -    | -    | 39 | 49  | -    | -  | -    | -    | 114  | 5.7 | - |

## ROBERT CARNEY - 6-3, 170 - BRADLEY

AUGUST 3, 1932

### REGULAR SEASON

| G       | Min. | FG  | FGA | Pct. | 3FG  | 3FGA | PCT | FT | FTA | Pct. | Off. | Def. | Tot. | Ast. | PF | Do. | StL. | TO | Blk. | Pts. | Avg. | HI  |   |
|---------|------|-----|-----|------|------|------|-----|----|-----|------|------|------|------|------|----|-----|------|----|------|------|------|-----|---|
| 1954-55 | 19   | 244 | 24  | 64   | .375 | -    | -   | -  | 21  | 40   | 525  | -    | -    | 45   | 16 | 36  | 0    | -  | -    | -    | 69   | 3.6 | - |

### PLAYOFFS

| G       | Min. | FG | FGA | Pct. | 3FG  | 3FGA | PCT | FT | FTA | Pct. | Off. | Def. | Tot. | Ast. | PF | Do. | StL. | TO | Blk. | Pts. | Avg. | HI  |   |
|---------|------|----|-----|------|------|------|-----|----|-----|------|------|------|------|------|----|-----|------|----|------|------|------|-----|---|
| 1954-55 | 7    | 41 | 1   | 8    | .125 | 0    | 0   | -  | 8   | 9    | 889  | -    | -    | 5    | 3  | 7   | -    | 0  | 0    | 0    | 10   | 1.4 | - |

## KENNY CARR - 6-7, 220 - NORTH CAROLINA STATE

AUGUST 15, 1955

### REGULAR SEASON

| G       | Min. | FG   | FGA | Pct. | 3FG  | 3FGA | PCT | FT | FTA | Pct. | Off.  | Def. | Tot. | Ast. | PF | Do. | StL. | TO | Blk. | Pts. | Avg. | HI  |    |
|---------|------|------|-----|------|------|------|-----|----|-----|------|-------|------|------|------|----|-----|------|----|------|------|------|-----|----|
| 1977-78 | 52   | 733  | 134 | 302  | .444 | -    | -   | -  | 55  | 85   | 647   | 53   | 155  | 208  | 26 | 127 | 0    | 18 | 89   | 14   | 323  | 6.2 | 15 |
| 1978-79 | 72   | 1149 | 225 | 450  | .500 | -    | -   | -  | 83  | 137  | 606   | 70   | 222  | 292  | 60 | 152 | 0    | 38 | 116  | 31   | 533  | 7.4 | 17 |
| 1979-80 | 5    | 57   | 7   | 16   | .438 | 0    | 0   | -  | 2   | 2    | 1,000 | 5    | 12   | 17   | 6  | 0   | 2    | 9  | 1    | 16   | 3.2  | 6   |    |
| TOT     | 129  | 1939 | 366 | 768  | .477 | 0    | 0   | -  | 140 | 224  | 625   | 128  | 389  | 517  | 87 | 285 | 0    | 58 | 214  | 46   | 872  | 6.8 | -  |

### PLAYOFFS

| G       | Min. | FG  | FGA | Pct. | 3FG  | 3FGA | PCT | FT | FTA | Pct. | Off. | Def. | Tot. | Ast. | PF | Do. | StL. | TO | Blk. | Pts. | Avg. | HI  |   |
|---------|------|-----|-----|------|------|------|-----|----|-----|------|------|------|------|------|----|-----|------|----|------|------|------|-----|---|
| 1977-78 | 2    | 17  | 3   | 8    | .375 | 0    | 0   | -  | 0   | 0    | 000  | -    | -    | 4    | 0  | -   | -    | 1  | -    | 0    | 6    | 3.0 | - |
| 1978-79 | 8    | 117 | 19  | 35   | .543 | 0    | 0   | -  | 5   | 8    | 625  | -    | -    | 17   | 4  | -   | -    | 4  | -    | 2    | 43   | 5.4 | - |
| TOT     | 10   | 134 | 22  | 43   | .512 | 0    | 0   | -  | 5   | 8    | 625  | -    | -    | 21   | 4  | -   | -    | 5  | -    | 2    | 49   | 4.9 | - |

## BUTCH CARTER - 6-5, 180 - INDIANA

JUNE 11, 1958

### REGULAR SEASON

| G       | Min. | FG  | FGA | Pct. | 3FG  | 3FGA | PCT | FT   | FTA | Pct. | Off. | Def. | Tot. | Ast. | PF | Do. | StL. | TO | Blk. | Pts. | Avg. | HI  |    |
|---------|------|-----|-----|------|------|------|-----|------|-----|------|------|------|------|------|----|-----|------|----|------|------|------|-----|----|
| 1980-81 | 54   | 672 | 114 | 247  | .462 | 3    | 10  | .300 | 70  | 95   | 737  | 34   | 31   | 65   | 52 | 99  | 0    | 23 | 50   | 1    | 301  | 5.6 | 16 |

## MAURICE CARTER - 6-5, 210 - LOUISIANA STATE

OCTOBER 12, 1976

### REGULAR SEASON

| G       | Min. | FG | FGA | Pct. | 3FG  | 3FGA | PCT | FT   | FTA | Pct. | Off. | Def. | Tot. | Ast. | PF | Do. | StL. | TO | Blk. | Pts. | Avg. | HI  |   |
|---------|------|----|-----|------|------|------|-----|------|-----|------|------|------|------|------|----|-----|------|----|------|------|------|-----|---|
| 2003-04 | 4    | 50 | 5   | 14   | .357 | 1    | 3   | .333 | 11  | 12   | 917  | 0    | 3    | 3    | 2  | 5   | 0    | 0  | 6    | 0    | 22   | 5.5 | 9 |

## RON CARTER - 6-5, 190 - VMI

AUGUST 31, 1956

### REGULAR SEASON

| G       | Min. | FG  | FGA | Pct. | 3FG  | 3FGA | PCT | FT | FTA | Pct. | Off. | Def. | Tot. | Ast. | PF | Do. | StL. | TO | Blk. | Pts. | Avg. | HI  |    |
|---------|------|-----|-----|------|------|------|-----|----|-----|------|------|------|------|------|----|-----|------|----|------|------|------|-----|----|
| 1978-79 | 46   | 332 | 54  | 124  | .435 | -    | -   | -  | 36  | 54   | 667  | 21   | 24   | 45   | 25 | 54  | 1    | 17 | 40   | 7    | 144  | 3.1 | 14 |

### PLAYOFFS

| G       | Min. | FG | FGA | Pct. | 3FG  | 3FGA | PCT | FT | FTA | Pct. | Off. | Def. | Tot. | Ast. | PF | Do. | StL. | TO | Blk. | Pts. | Avg. | HI  |   |
|---------|------|----|-----|------|------|------|-----|----|-----|------|------|------|------|------|----|-----|------|----|------|------|------|-----|---|
| 1978-79 | 2    | 2  | 0   | 1    | .000 | 0    | 0   | -  | 0   | 0    | -    | 0    | 0    | 0    | 0  | -   | -    | 0  | 0    | 0    | 0    | 0.0 | - |

## JAY CARTY - 6-7 1/2, 220 - OREGON STATE

JULY 4, 1941

### REGULAR SEASON

| G       | Min. | FG  | FGA | Pct. | 3FG  | 3FGA | PCT | FT | FTA | Pct. | Off. | Def. | Tot. | Ast. | PF | Do. | StL. | TO | Blk. | Pts. | Avg. | HI  |   |
|---------|------|-----|-----|------|------|------|-----|----|-----|------|------|------|------|------|----|-----|------|----|------|------|------|-----|---|
| 1968-69 | 28   | 192 | 34  | 89   | .382 | -    | -   | -  | 8   | 11   | 727  | -    | -    | 58   | 11 | 31  | 0    | -  | -    | -    | 76   | 2.7 | - |

## CEDRIC CEBALLOS - 6-7, 225 - CAL STATE FULLERTON

AUGUST 2, 1969

### REGULAR SEASON

| G       | Min. | FG   | FGA  | Pct. | 3FG  | 3FGA | PCT | FT   | FTA | Pct. | Off. | Def. | Tot. | Ast. | PF  | Do. | StL. | TO  | Blk. | Pts. | Avg. | HI   |    |
|---------|------|------|------|------|------|------|-----|------|-----|------|------|------|------|------|-----|-----|------|-----|------|------|------|------|----|
| 1994-95 | 58   | 2029 | 497  | 977  | .509 | 58   | 146 | .397 | 209 | 292  | 716  | 169  | 295  | 464  | 105 | 131 | 1    | 60  | 143  | 19   | 1261 | 21.7 | 50 |
| 1995-96 | 78   | 2628 | 638  | 1203 | .530 | 51   | 184 | .277 | 329 | 409  | 804  | 215  | 321  | 536  | 119 | 144 | 0    | 94  | 167  | 22   | 1656 | 21.2 | 38 |
| 1996-97 | 8    | 279  | 34   | 83   | .410 | 5    | 21  | .238 | 13  | 15   | 867  | 11   | 42   | 53   | 15  | 19  | 0    | 5   | 17   | 6    | 86   | 10.8 | 22 |
| TOT     | 144  | 4936 | 1169 | 2283 | .517 | 114  | 351 | .325 | 551 | 716  | 770  | 395  | 658  | 1053 | 239 | 294 | 1    | 159 | 327  | 47   | 3003 | 20.9 | -  |

### PLAYOFFS

| G       | Min. | FG  | FGA | Pct. | 3FG  | 3FGA | PCT | FT   | FTA | Pct. | Off. | Def. | Tot. | Ast. | PF | Do. | StL. | TO | Blk. | Pts. | Avg. | HI   |   |
|---------|------|-----|-----|------|------|------|-----|------|-----|------|------|------|------|------|----|-----|------|----|------|------|------|------|---|
| 1994-95 | 10   | 340 | 48  | 126  | .381 | 18   | 50  | .360 | 28  | 38   | 737  | 11   | 50   | 61   | 18 | -   | -    | 12 | 21   | 7    | 142  | 14.2 | - |
| 1995-96 | 4    | 142 | 30  | 62   | .484 | 5    | 16  | .313 | 11  | 12   | 917  | 11   | 22   | 33   | 5  | -   | -    | 4  | 8    | 1    | 76   | 19.0 | - |
| TOT     | 14   | 482 | 78  | 188  | .415 | 23   | 66  | .348 | 39  | 50   | 780  | 22   | 72   | 94   | 23 | -   | -    | 16 | 29   | 8    | 218  | 15.6 | - |

## JOHN CELESTAND - 6-3, 175 - VILLANOVA

MARCH 6, 1977

### REGULAR SEASON

| G       | Min. | FG  | FGA | Pct. | 3FG  | 3FGA | PCT | FT   | FTA | Pct. | Off. | Def. | Tot. | Ast. | PF | Do. | StL. | TO | Blk. | Pts. | Avg. | HI  |   |
|---------|------|-----|-----|------|------|------|-----|------|-----|------|------|------|------|------|----|-----|------|----|------|------|------|-----|---|
| 1999-00 | 16   | 185 | 15  | 45   | .333 | 2    | 9   | .222 | 5   | 6    | 833  | 1    | 10   | 11   | 20 | 22  | 0    | 7  | 16   | 0    | 37   | 2.3 | 8 |



# ALL-TIME ROSTER WITH STATISTICS



## WILT CHAMBERLAIN - 7-1, 275 - KANSAS

AUGUST 21, 1936

### REGULAR SEASON

| G          | Min.       | FG           | FGA         | Pct.        | 3FG         | 3FGA     | PCT      | FT          | FTA         | Pct.        | Off.     | Def.     | Tot.        | Ast.        | PF         | Dq.      | StL.     | TO       | Blk.     | Pts.        | Avg.        | Hi       |
|------------|------------|--------------|-------------|-------------|-------------|----------|----------|-------------|-------------|-------------|----------|----------|-------------|-------------|------------|----------|----------|----------|----------|-------------|-------------|----------|
| 1968-69    | 81         | 3669         | 6411        | 1099        | 583         | -        | -        | 382         | 857         | .446        | -        | -        | 1712        | 366         | 142        | 0        | -        | -        | -        | 1664        | 20.5        | -        |
| 1969-70    | 12         | 505          | 129         | 227         | 568         | -        | -        | 70          | 157         | .446        | -        | -        | 221         | 49          | 31         | 0        | -        | -        | -        | 328         | 27.3        | -        |
| 1970-71    | 82         | 3630         | 668         | 1226        | 545         | -        | -        | 360         | 669         | .538        | -        | -        | 1493        | 352         | 174        | 0        | -        | -        | -        | 1696        | 20.7        | -        |
| 1971-72    | 82         | 3469         | 496         | 764         | 649         | -        | -        | 221         | 524         | .422        | -        | -        | 1572        | 329         | 196        | 0        | -        | -        | -        | 1213        | 14.8        | -        |
| 1972-73    | 82         | 3542         | 426         | 586         | 727         | -        | -        | 232         | 455         | .510        | -        | -        | 1526        | 365         | 191        | 0        | -        | -        | -        | 1084        | 13.2        | -        |
| <b>TOT</b> | <b>339</b> | <b>14815</b> | <b>2360</b> | <b>3902</b> | <b>.605</b> | <b>-</b> | <b>-</b> | <b>1265</b> | <b>2662</b> | <b>.475</b> | <b>-</b> | <b>-</b> | <b>6524</b> | <b>1461</b> | <b>734</b> | <b>0</b> | <b>-</b> | <b>-</b> | <b>-</b> | <b>5985</b> | <b>17.7</b> | <b>-</b> |

### PLAYOFFS

| G          | Min.      | FG          | FGA        | Pct.       | 3FG         | 3FGA     | PCT      | FT         | FTA        | Pct.        | Off.     | Def.     | Tot.        | Ast.       | PF       | Dq.      | StL.     | TO       | Blk.     | Pts.        | Avg.        | Hi       |
|------------|-----------|-------------|------------|------------|-------------|----------|----------|------------|------------|-------------|----------|----------|-------------|------------|----------|----------|----------|----------|----------|-------------|-------------|----------|
| 1968-69    | 18        | 832         | 96         | 176        | 545         | -        | -        | 58         | 148        | .392        | -        | -        | 444         | 46         | -        | -        | -        | -        | -        | 250         | 13.9        | -        |
| 1969-70    | 18        | 851         | 158        | 288        | 549         | -        | -        | 82         | 202        | .406        | -        | -        | 399         | 81         | -        | -        | -        | -        | -        | 398         | 22.1        | -        |
| 1970-71    | 12        | 554         | 85         | 187        | 455         | -        | -        | 50         | 97         | .515        | -        | -        | 242         | 53         | -        | -        | -        | -        | -        | 220         | 18.3        | -        |
| 1971-72    | 15        | 703         | 80         | 142        | 563         | -        | -        | 60         | 122        | .492        | -        | -        | 315         | 49         | -        | -        | -        | -        | -        | 220         | 14.7        | -        |
| 1972-73    | 17        | 801         | 64         | 116        | 552         | -        | -        | 49         | 98         | .500        | -        | -        | 383         | 60         | -        | -        | -        | -        | -        | 177         | 10.4        | -        |
| <b>TOT</b> | <b>80</b> | <b>3741</b> | <b>483</b> | <b>909</b> | <b>.531</b> | <b>-</b> | <b>-</b> | <b>299</b> | <b>667</b> | <b>.448</b> | <b>-</b> | <b>-</b> | <b>1783</b> | <b>289</b> | <b>-</b> | <b>-</b> | <b>-</b> | <b>-</b> | <b>-</b> | <b>1265</b> | <b>15.8</b> | <b>-</b> |

## JERRY CHAMBERS - 6-5, 185 - UTAH

JULY 18, 1943

### REGULAR SEASON

| G       | Min. | FG   | FGA | Pct. | 3FG | 3FGA | PCT | FT | FTA | Pct. | Off. | Def. | Tot. | Ast. | PF  | Dq. | StL. | TO | Blk. | Pts. | Avg. | Hi |
|---------|------|------|-----|------|-----|------|-----|----|-----|------|------|------|------|------|-----|-----|------|----|------|------|------|----|
| 1966-67 | 68   | 1015 | 224 | 496  | 452 | -    | -   | 68 | 93  | .731 | -    | -    | 208  | 44   | 143 | 0   | -    | -  | -    | 516  | 7.6  | -  |

### PLAYOFFS

| G       | Min. | FG | FGA | Pct. | 3FG | 3FGA | PCT | FT | FTA | Pct.  | Off. | Def. | Tot. | Ast. | PF | Dq. | StL. | TO | Blk. | Pts. | Avg. | Hi |
|---------|------|----|-----|------|-----|------|-----|----|-----|-------|------|------|------|------|----|-----|------|----|------|------|------|----|
| 1966-67 | 3    | 44 | 12  | 23   | 522 | -    | -   | 7  | 7   | 1.000 | -    | -    | 8    | 1    | -  | -   | -    | -  | -    | 31   | 10.3 | -  |

## DON CHANEY - 6-5, 210 - HOUSTON

MARCH 22, 1946

### REGULAR SEASON

| G          | Min.      | FG          | FGA        | Pct.       | 3FG        | 3FGA     | PCT      | FT        | FTA        | Pct.        | Off.       | Def.       | Tot.       | Ast.       | PF         | Dq.      | StL.       | TO        | Blk.      | Pts.       | Avg.       | Hi       |     |    |
|------------|-----------|-------------|------------|------------|------------|----------|----------|-----------|------------|-------------|------------|------------|------------|------------|------------|----------|------------|-----------|-----------|------------|------------|----------|-----|----|
| 1976-77    | 81        | 2408        | 213        | 522        | 408        | -        | -        | 70        | 94         | .745        | -          | -          | 120        | 210        | 330        | 308      | 224        | 4         | 140       | -          | 33         | 496      | 6.1 | 16 |
| 1977-78    | 9         | 133         | 13         | 36         | 361        | -        | -        | 5         | 6          | .833        | 4          | 7          | 11         | 17         | 14         | 0        | 8          | 11        | 3         | 31         | 3.4        | 11       |     |    |
| <b>TOT</b> | <b>90</b> | <b>2541</b> | <b>226</b> | <b>558</b> | <b>405</b> | <b>-</b> | <b>-</b> | <b>75</b> | <b>100</b> | <b>.750</b> | <b>124</b> | <b>217</b> | <b>341</b> | <b>325</b> | <b>238</b> | <b>4</b> | <b>148</b> | <b>11</b> | <b>36</b> | <b>527</b> | <b>5.9</b> | <b>-</b> |     |    |

### PLAYOFFS

| G       | Min. | FG  | FGA | Pct. | 3FG | 3FGA | PCT | FT | FTA | Pct. | Off. | Def. | Tot. | Ast. | PF | Dq. | StL. | TO | Blk. | Pts. | Avg. | Hi |
|---------|------|-----|-----|------|-----|------|-----|----|-----|------|------|------|------|------|----|-----|------|----|------|------|------|----|
| 1976-77 | 11   | 412 | 36  | 96   | 375 | -    | -   | 16 | 22  | .727 | -    | -    | 52   | 48   | -  | -   | -    | -  | -    | 88   | 8.0  | -  |

## JIM CHONES - 6-11, 220 - MARQUETTE

NOVEMBER 30, 1949

### REGULAR SEASON

| G          | Min.       | FG          | FGA        | Pct.        | 3FG         | 3FGA     | PCT      | FT          | FTA        | Pct.       | Off.        | Def.       | Tot.       | Ast.        | PF         | Dq.        | StL.     | TO        | Blk.       | Pts.       | Avg.        | Hi          |          |
|------------|------------|-------------|------------|-------------|-------------|----------|----------|-------------|------------|------------|-------------|------------|------------|-------------|------------|------------|----------|-----------|------------|------------|-------------|-------------|----------|
| 1979-80    | 82         | 2394        | 372        | 760         | 489         | 0        | 2        | .000        | 125        | 169        | .740        | 143        | 421        | 564         | 151        | 271        | 5        | 56        | 175        | 65         | 869         | 10.6        | 23       |
| 1980-81    | 82         | 2562        | 378        | 751         | 503         | 0        | 4        | .000        | 126        | 193        | .653        | 180        | 477        | 657         | 153        | 324        | 4        | 39        | 159        | 96         | 882         | 10.8        | 23       |
| <b>TOT</b> | <b>164</b> | <b>4956</b> | <b>750</b> | <b>1511</b> | <b>.496</b> | <b>0</b> | <b>6</b> | <b>.000</b> | <b>251</b> | <b>362</b> | <b>.693</b> | <b>323</b> | <b>898</b> | <b>1221</b> | <b>304</b> | <b>595</b> | <b>9</b> | <b>95</b> | <b>334</b> | <b>161</b> | <b>1751</b> | <b>10.7</b> | <b>-</b> |

### PLAYOFFS

| G          | Min.      | FG         | FGA       | Pct.       | 3FG        | 3FGA     | PCT      | FT        | FTA       | Pct.        | Off.      | Def.      | Tot.       | Ast.      | PF       | Dq.      | StL.      | TO        | Blk.       | Pts.       | Avg.     | Hi |
|------------|-----------|------------|-----------|------------|------------|----------|----------|-----------|-----------|-------------|-----------|-----------|------------|-----------|----------|----------|-----------|-----------|------------|------------|----------|----|
| 1979-80    | 16        | 439        | 48        | 118        | 407        | -        | -        | 23        | 34        | .676        | 32        | 72        | 104        | 28        | -        | 8        | 32        | 6         | 119        | 7.4        | -        |    |
| 1980-81    | 3         | 67         | 10        | 17         | 588        | -        | -        | 4         | 8         | .500        | 6         | 11        | 17         | 1         | -        | 1        | 3         | 4         | 24         | 8.0        | -        |    |
| <b>TOT</b> | <b>19</b> | <b>506</b> | <b>58</b> | <b>135</b> | <b>405</b> | <b>-</b> | <b>-</b> | <b>27</b> | <b>42</b> | <b>.643</b> | <b>38</b> | <b>83</b> | <b>121</b> | <b>29</b> | <b>-</b> | <b>9</b> | <b>35</b> | <b>10</b> | <b>143</b> | <b>7.5</b> | <b>-</b> |    |

## DOUG CHRISTIE - 6-6, 205 - PEPPERDINE

MAY 9, 1970

### REGULAR SEASON

| G          | Min.      | FG          | FGA        | Pct.       | 3FG         | 3FGA      | PCT        | FT          | FTA        | Pct.       | Off.        | Def.       | Tot.       | Ast.       | PF         | Dq.        | StL.     | TO         | Blk.       | Pts.      | Avg.       | Hi         |          |
|------------|-----------|-------------|------------|------------|-------------|-----------|------------|-------------|------------|------------|-------------|------------|------------|------------|------------|------------|----------|------------|------------|-----------|------------|------------|----------|
| 1992-93    | 23        | 332         | 45         | 106        | 425         | 2         | 12         | .167        | 50         | 66         | .758        | 24         | 27         | 51         | 53         | 53         | 0        | 22         | 50         | 5         | 142        | 6.2        | 17       |
| 1993-94    | 65        | 1515        | 244        | 562        | 434         | 39        | 119        | .328        | 145        | 208        | .697        | 93         | 142        | 235        | 136        | 186        | 2        | 89         | 140        | 28        | 672        | 10.3       | 33       |
| <b>TOT</b> | <b>88</b> | <b>1847</b> | <b>289</b> | <b>668</b> | <b>.433</b> | <b>41</b> | <b>131</b> | <b>.313</b> | <b>195</b> | <b>274</b> | <b>.712</b> | <b>117</b> | <b>169</b> | <b>286</b> | <b>189</b> | <b>239</b> | <b>2</b> | <b>111</b> | <b>190</b> | <b>33</b> | <b>814</b> | <b>9.3</b> | <b>-</b> |

### PLAYOFFS

| G       | Min. | FG | FGA | Pct. | 3FG | 3FGA | PCT | FT   | FTA | Pct. | Off. | Def. | Tot. | Ast. | PF | Dq. | StL. | TO | Blk. | Pts. | Avg. | Hi |
|---------|------|----|-----|------|-----|------|-----|------|-----|------|------|------|------|------|----|-----|------|----|------|------|------|----|
| 1992-93 | 5    | 39 | 4   | 11   | 364 | 1    | 3   | .333 | 0   | 0    | -    | 1    | 3    | 4    | 6  | -   | 2    | 4  | 2    | 9    | 1.8  | -  |

## ARCHIE CLARK - 6-2, 175 - MINNESOTA

JULY 15, 1941

### REGULAR SEASON

| G          | Min.       | FG          | FGA        | Pct.        | 3FG         | 3FGA     | PCT      | FT         | FTA        | Pct.        | Off.     | Def.     | Tot.       | Ast.       | PF         | Dq.      | StL.     | TO       | Blk.     | Pts.        | Avg.        | Hi       |
|------------|------------|-------------|------------|-------------|-------------|----------|----------|------------|------------|-------------|----------|----------|------------|------------|------------|----------|----------|----------|----------|-------------|-------------|----------|
| 1966-67    | 76         | 1763        | 331        | 732         | 452         | -        | -        | 136        | 192        | .708        | -        | -        | 218        | 205        | 193        | 1        | -        | -        | -        | 798         | 10.5        | -        |
| 1967-68    | 81         | 3039        | 628        | 1309        | 480         | -        | -        | 356        | 481        | .740        | -        | -        | 342        | 353        | 235        | 3        | -        | -        | -        | 1612        | 19.9        | -        |
| <b>TOT</b> | <b>157</b> | <b>4802</b> | <b>959</b> | <b>2041</b> | <b>.470</b> | <b>-</b> | <b>-</b> | <b>492</b> | <b>673</b> | <b>.731</b> | <b>-</b> | <b>-</b> | <b>560</b> | <b>558</b> | <b>428</b> | <b>4</b> | <b>-</b> | <b>-</b> | <b>-</b> | <b>2410</b> | <b>15.4</b> | <b>-</b> |

### PLAYOFFS

| G          | Min.      | FG         | FGA        | Pct.       | 3FG         | 3FGA     | PCT      | FT        | FTA       | Pct.        | Off.     | Def.     | Tot.      | Ast.      | PF       | Dq.      | StL.     | TO       | Blk.     | Pts.       | Avg.        | Hi       |
|------------|-----------|------------|------------|------------|-------------|----------|----------|-----------|-----------|-------------|----------|----------|-----------|-----------|----------|----------|----------|----------|----------|------------|-------------|----------|
| 1966-67    | 3         | 125        | 32         | 62         | 516         | -        | -        | 13        | 17        | .765        | -        | -        | 13        | 15        | -        | -        | -        | -        | -        | 77         | 25.7        | -        |
| 1967-68    | 15        | 528        | 88         | 206        | 427         | -        | -        | 53        | 69        | .768        | -        | -        | 47        | 60        | -        | -        | -        | -        | -        | 229        | 15.3        | -        |
| <b>TOT</b> | <b>18</b> | <b>653</b> | <b>120</b> | <b>268</b> | <b>.448</b> | <b>-</b> | <b>-</b> | <b>66</b> | <b>86</b> | <b>.767</b> | <b>-</b> | <b>-</b> | <b>60</b> | <b>75</b> | <b>-</b> | <b>-</b> | <b>-</b> | <b>-</b> | <b>-</b> | <b>306</b> | <b>17.0</b> | <b>-</b> |

## EARL CLARK - 6-10, 225 - LOUISVILLE

JANUARY 17, 1988

### REGULAR SEASON

| G       | Min. | FG   | FGA | Pct. | 3FG | 3FGA | PCT | FT   | FTA | Pct. | Off. | Def. | Tot. | Ast. | PF | Dq. | StL. | TO | Blk. | Pts. | Avg. | Hi  |    |
|---------|------|------|-----|------|-----|------|-----|------|-----|------|------|------|------|------|----|-----|------|----|------|------|------|-----|----|
| 2012-13 | 59   | 1363 | 170 | 386  | 440 | 35   | 104 | .337 | 53  | 76   | .697 | 82   | 243  | 325  | 65 | 102 | 0    | 36 | 62   | 44   | 428  | 7.3 | 22 |

### PLAYOFFS

| G       | Min. | FG | FGA | Pct. | 3FG | 3FGA | PCT | FT   | FTA | Pct. | Off. | Def. | Tot. | Ast. | PF | Dq. | StL. | TO | Blk. | Pts. | Avg. | Hi  |   |
|---------|------|----|-----|------|-----|------|-----|------|-----|------|------|------|------|------|----|-----|------|----|------|------|------|-----|---|
| 2012-13 | 4    | 82 | 7   | 19   | 368 | 0    | 4   | .000 | 0   | 0    | -    | 2    | 10   | 12   | 1  | 4   | 0    | 1  | 6    | 1    | 14   | 3.5 | - |



# ALL-TIME ROSTER WITH STATISTICS

## JORDAN CLARKSON - 6-5, 194 - MISSOURI

JUNE 7, 1992

### REGULAR SEASON

| G          | Min.       | FG          | FGA        | Pct.        | 3FG         | 3FGA       | PCT        | FT         | FTA        | Pct.       | Off.       | Def.       | Tot.        | Ast.       | PF         | Do.        | StL.     | TO         | Blk.       | Pts.      | Avg.        | HI          |          |
|------------|------------|-------------|------------|-------------|-------------|------------|------------|------------|------------|------------|------------|------------|-------------|------------|------------|------------|----------|------------|------------|-----------|-------------|-------------|----------|
| 2014-15    | 59         | 1476        | 267        | 596         | .448        | 38         | 121        | 314        | 131        | 158        | 829        | 56         | 135         | 191        | 206        | 109        | 1        | 51         | 96         | 12        | 703         | 11.9        | 30       |
| 2015-16    | 79         | 2552        | 475        | 1098        | .433        | 111        | 320        | 347        | 164        | 204        | 804        | 93         | 220         | 313        | 192        | 168        | 1        | 88         | 135        | 7         | 1225        | 15.5        | 30       |
| <b>TOT</b> | <b>138</b> | <b>4028</b> | <b>742</b> | <b>1694</b> | <b>.438</b> | <b>149</b> | <b>441</b> | <b>338</b> | <b>295</b> | <b>362</b> | <b>815</b> | <b>149</b> | <b>6355</b> | <b>504</b> | <b>398</b> | <b>277</b> | <b>2</b> | <b>139</b> | <b>231</b> | <b>19</b> | <b>1928</b> | <b>14.0</b> | <b>-</b> |

## JIM CLEAMONS - 6-3 1/2, 185 - OHIO STATE

SEPTEMBER 13, 1949

### REGULAR SEASON

| G       | Min. | FG  | FGA | Pct. | 3FG  | 3FGA | PCT | FT | FTA | Pct. | Off. | Def. | Tot. | Ast. | PF | Do. | StL. | TO | Blk. | Pts. | Avg. | HI |
|---------|------|-----|-----|------|------|------|-----|----|-----|------|------|------|------|------|----|-----|------|----|------|------|------|----|
| 1971-72 | 38   | 201 | 35  | 100  | .350 | -    | -   | -  | 28  | 36   | .778 | -    | -    | 39   | -  | -   | -    | -  | -    | 98   | 2.6  | -  |

### PLAYOFFS

| G       | Min. | FG | FGA | Pct. | 3FG  | 3FGA | PCT | FT | FTA | Pct. | Off. | Def. | Tot. | Ast. | PF | Do. | StL. | TO | Blk. | Pts. | Avg. | HI |
|---------|------|----|-----|------|------|------|-----|----|-----|------|------|------|------|------|----|-----|------|----|------|------|------|----|
| 1971-72 | 6    | 17 | 4   | 7    | .571 | -    | -   | 0  | 0   | -    | -    | -    | 4    | 4    | -  | -   | -    | -  | -    | 8    | 1.3  | -  |

## LESTER CONNER - 6-4, 185 - OREGON STATE

SEPTEMBER 17, 1959

### REGULAR SEASON

| G       | Min. | FG | FGA | Pct. | 3FG | 3FGA | PCT | FT | FTA | Pct.  | Off. | Def. | Tot. | Ast. | PF | Do. | StL. | TO | Blk. | Pts. | Avg. | HI |
|---------|------|----|-----|------|-----|------|-----|----|-----|-------|------|------|------|------|----|-----|------|----|------|------|------|----|
| 1994-95 | 2    | 5  | 0   | 0    | -   | 0    | 0   | 2  | 2   | 1.000 | 0    | 0    | 0    | 0    | 3  | 0   | 1    | 0  | 0    | 2    | 1.0  | 2  |

## BRIAN COOK - 6-9, 258 - ILLINOIS

DECEMBER 4, 1980

### REGULAR SEASON

| G          | Min.       | FG          | FGA        | Pct.        | 3FG         | 3FGA       | PCT        | FT          | FTA        | Pct.       | Off.        | Def.       | Tot.       | Ast.       | PF         | Do.        | StL.     | TO         | Blk.       | Pts.       | Avg.        | HI         |          |
|------------|------------|-------------|------------|-------------|-------------|------------|------------|-------------|------------|------------|-------------|------------|------------|------------|------------|------------|----------|------------|------------|------------|-------------|------------|----------|
| 2003-04    | 35         | 442         | 67         | 141         | .475        | 0          | 5          | 0.00        | 21         | 28         | .750        | 31         | 70         | 101        | 20         | 64         | 0        | 16         | 17         | 16         | 155         | 4.4        | 16       |
| 2004-05    | 72         | 1087        | 176        | 422         | .417        | 78         | 199        | .392        | 28         | 37         | .757        | 63         | 153        | 216        | 35         | 139        | 3        | 23         | 29         | 26         | 458         | 6.4        | 25       |
| 2005-06    | 81         | 1535        | 261        | 511         | .511        | 36         | 84         | .429        | 84         | 101        | .832        | 88         | 186        | 274        | 74         | 205        | 3        | 37         | 61         | 32         | 642         | 7.9        | 28       |
| 2006-07    | 65         | 1018        | 185        | 408         | .453        | 46         | 115        | .400        | 34         | 47         | .723        | 61         | 154        | 215        | 65         | 134        | 3        | 25         | 51         | 27         | 450         | 6.9        | 26       |
| 2007-08    | 6          | 70          | 4          | 21          | .190        | 2          | 10         | .200        | 4          | 4          | 1.000       | 4          | 6          | 10         | 3          | 6          | 0        | 2          | 4          | 0          | 14          | 2.3        | 10       |
| <b>TOT</b> | <b>259</b> | <b>4152</b> | <b>693</b> | <b>1503</b> | <b>.461</b> | <b>162</b> | <b>413</b> | <b>.392</b> | <b>171</b> | <b>217</b> | <b>.788</b> | <b>247</b> | <b>569</b> | <b>816</b> | <b>197</b> | <b>548</b> | <b>9</b> | <b>103</b> | <b>162</b> | <b>101</b> | <b>1719</b> | <b>6.6</b> | <b>-</b> |

### PLAYOFFS

| G          | Min.      | FG         | FGA       | Pct.      | 3FG         | 3FGA     | PCT       | FT          | FTA      | Pct.     | Off.         | Def.      | Tot.      | Ast.      | PF       | Do.      | StL.     | TO       | Blk.     | Pts.      | Avg.       | HI       |   |
|------------|-----------|------------|-----------|-----------|-------------|----------|-----------|-------------|----------|----------|--------------|-----------|-----------|-----------|----------|----------|----------|----------|----------|-----------|------------|----------|---|
| 2003-04    | 13        | 45         | 5         | 15        | .333        | 0        | 0         | .000        | 2        | 2        | 1.000        | 3         | 9         | 12        | 1        | -        | -        | 1        | 3        | 0         | 12         | 0.9      | - |
| 2005-06    | 7         | 78         | 18        | 46        | .391        | 4        | 11        | .364        | 4        | 4        | 1.000        | 11        | 11        | 22        | 8        | -        | 1        | 3        | 0        | 44        | 6.3        | -        |   |
| 2006-07    | 5         | 51         | 6         | 18        | .333        | 3        | 7         | .429        | 3        | 3        | 1.000        | 2         | 4         | 6         | 0        | -        | 0        | 2        | 1        | 18        | 3.6        | -        |   |
| <b>TOT</b> | <b>25</b> | <b>174</b> | <b>29</b> | <b>79</b> | <b>.367</b> | <b>7</b> | <b>18</b> | <b>.389</b> | <b>9</b> | <b>9</b> | <b>1.000</b> | <b>16</b> | <b>24</b> | <b>40</b> | <b>9</b> | <b>-</b> | <b>2</b> | <b>8</b> | <b>1</b> | <b>74</b> | <b>3.0</b> | <b>-</b> |   |

## DUANE COOPER - 6-1, 185 - USC

JUNE 25, 1969

### REGULAR SEASON

| G       | Min. | FG  | FGA | Pct. | 3FG  | 3FGA | PCT | FT   | FTA | Pct. | Off. | Def. | Tot. | Ast. | PF  | Do. | StL. | TO | Blk. | Pts. | Avg. | HI  |   |
|---------|------|-----|-----|------|------|------|-----|------|-----|------|------|------|------|------|-----|-----|------|----|------|------|------|-----|---|
| 1992-93 | 65   | 645 | 62  | 158  | .392 | 7    | 30  | .233 | 25  | 35   | .714 | 13   | 37   | 50   | 150 | 66  | 0    | 18 | 69   | 2    | 156  | 2.4 | 9 |

### PLAYOFFS

| G       | Min. | FG | FGA | Pct. | 3FG  | 3FGA | PCT | FT | FTA | Pct. | Off. | Def. | Tot. | Ast. | PF | Do. | StL. | TO | Blk. | Pts. | Avg. | HI |
|---------|------|----|-----|------|------|------|-----|----|-----|------|------|------|------|------|----|-----|------|----|------|------|------|----|
| 1992-93 | 2    | 4  | 0   | 6    | .000 | 0    | 3   | 0  | 0   | 0    | -    | 2    | 0    | 2    | 1  | -   | -    | 0  | 0    | 0    | 0.0  | -  |

## JOE COOPER - 6-10, 230 - COLORADO

JUNE 25, 1969

### REGULAR SEASON

| G       | Min. | FG | FGA | Pct. | 3FG  | 3FGA | PCT | FT | FTA | Pct. | Off. | Def. | Tot. | Ast. | PF | Do. | StL. | TO | Blk. | Pts. | Avg. | HI  |   |
|---------|------|----|-----|------|------|------|-----|----|-----|------|------|------|------|------|----|-----|------|----|------|------|------|-----|---|
| 1982-83 | 2    | 11 | 1   | 4    | .250 | 0    | 0   | -  | 0   | 0    | -    | 2    | 0    | 2    | 0  | 3   | 0    | 1  | 3    | 1    | 2    | 1.0 | 2 |

## MICHAEL COOPER - 6-7, 170 - NEW MEXICO

APRIL 15, 1956

### REGULAR SEASON

| G          | Min.       | FG           | FGA         | Pct.        | 3FG         | 3FGA       | PCT         | FT          | FTA         | Pct.        | Off.        | Def.       | Tot.        | Ast.        | PF          | Do.         | StL.      | TO          | Blk.        | Pts.       | Avg.        | HI         |          |
|------------|------------|--------------|-------------|-------------|-------------|------------|-------------|-------------|-------------|-------------|-------------|------------|-------------|-------------|-------------|-------------|-----------|-------------|-------------|------------|-------------|------------|----------|
| 1978-79    | 3          | 7            | 3           | 6           | .500        | -          | -           | -           | 0           | 0           | -           | 0          | 0           | 0           | 0           | 1           | 0         | 1           | 1           | 0          | 6           | 2.0        | 4        |
| 1979-80    | 82         | 1973         | 303         | 578         | .524        | 5          | 20          | .250        | 111         | 143         | .776        | 101        | 128         | 229         | 221         | 215         | 3         | 86          | 142         | 38         | 722         | 8.8        | 20       |
| 1980-81    | 81         | 2625         | 321         | 654         | .491        | 4          | 19          | .211        | 117         | 149         | .785        | 121        | 215         | 336         | 332         | 249         | 4         | 133         | 164         | 78         | 763         | 9.4        | 20       |
| 1981-82    | 76         | 2197         | 383         | 741         | .517        | 2          | 17          | .118        | 139         | 171         | .813        | 84         | 185         | 269         | 230         | 216         | 1         | 120         | 151         | 61         | 907         | 11.9       | 31       |
| 1982-83    | 82         | 2148         | 266         | 497         | .535        | 5          | 21          | .238        | 102         | 130         | .785        | 82         | 192         | 274         | 315         | 208         | 0         | 115         | 128         | 50         | 639         | 7.8        | 20       |
| 1983-84    | 82         | 2387         | 273         | 549         | .497        | 38         | 121         | .314        | 155         | 185         | .838        | 53         | 209         | 262         | 482         | 267         | 3         | 113         | 146         | 67         | 739         | 9.0        | 20       |
| 1984-85    | 82         | 2189         | 276         | 593         | .465        | 35         | 123         | .285        | 115         | 133         | .865        | 56         | 199         | 255         | 429         | 208         | 0         | 93          | 158         | 49         | 702         | 8.6        | 19       |
| 1985-86    | 82         | 2269         | 274         | 606         | .452        | 63         | 163         | .387        | 147         | 170         | .865        | 44         | 200         | 244         | 466         | 232         | 2         | 89          | 151         | 43         | 758         | 9.2        | 20       |
| 1986-87    | 82         | 2253         | 322         | 736         | .438        | 89         | 231         | .385        | 126         | 148         | .851        | 58         | 196         | 254         | 373         | 199         | 1         | 78          | 102         | 43         | 859         | 10.5       | 24       |
| 1987-88    | 61         | 1793         | 189         | 482         | .392        | 57         | 178         | .320        | 97          | 113         | .858        | 50         | 178         | 228         | 289         | 136         | 1         | 66          | 101         | 26         | 532         | 8.7        | 21       |
| 1988-89    | 80         | 1943         | 213         | 494         | .431        | 80         | 210         | .381        | 81          | 93          | .871        | 33         | 158         | 191         | 314         | 186         | 0         | 72          | 94          | 32         | 587         | 7.3        | 18       |
| 1989-90    | 80         | 1851         | 191         | 493         | .387        | 50         | 157         | .318        | 83          | 94          | .883        | 59         | 168         | 227         | 215         | 206         | 1         | 67          | 91          | 36         | 515         | 6.4        | 16       |
| <b>TOT</b> | <b>873</b> | <b>23635</b> | <b>3014</b> | <b>6429</b> | <b>.469</b> | <b>428</b> | <b>1260</b> | <b>.340</b> | <b>1273</b> | <b>1529</b> | <b>.833</b> | <b>741</b> | <b>2028</b> | <b>2769</b> | <b>3666</b> | <b>2329</b> | <b>16</b> | <b>1033</b> | <b>1429</b> | <b>523</b> | <b>7729</b> | <b>8.9</b> | <b>-</b> |

### PLAYOFFS

| G       | Min. | FG  | FGA | Pct. | 3FG  | 3FGA | PCT | FT   | FTA | Pct. | Off. | Def. | Tot. | Ast. | PF  | Do. | StL. | TO | Blk. | Pts. | Avg. | HI   |   |
|---------|------|-----|-----|------|------|------|-----|------|-----|------|------|------|------|------|-----|-----|------|----|------|------|------|------|---|
| 1979-80 | 16   | 464 | 57  | 140  | .407 | 0    | 2   | .000 | 31  | 36   | .861 | 28   | 31   | 59   | 58  | -   | -    | 24 | 29   | 11   | 145  | 9.1  | - |
| 1980-81 | 3    | 102 | 11  | 20   | .550 | 0    | 3   | .000 | 10  | 14   | .714 | 2    | 8    | 10   | 7   | -   | 6    | 7  | 0    | 32   | 10.7 | -    |   |
| 1981-82 | 14   | 383 | 70  | 124  | .565 | 1    | 2   | .500 | 25  | 34   | .735 | 19   | 42   | 61   | 62  | -   | -    | 24 | 29   | 11   | 166  | 11.9 | - |
| 1982-83 | 15   | 453 | 53  | 114  | .465 | 1    | 7   | .143 | 34  | 41   | .829 | 12   | 47   | 59   | 44  | -   | -    | 26 | 23   | 6    | 141  | 9.4  | - |
| 1983-84 | 21   | 723 | 88  | 191  | .461 | 12   | 36  | .333 | 50  | 62   | .806 | 20   | 62   | 82   | 119 | -   | -    | 24 | 29   | 20   | 238  | 11.3 | - |
| 1984-85 | 19   | 501 | 71  | 126  | .563 | 8    | 26  | .308 | 48  | 52   | .923 | 12   | 64   | 76   | 93  | -   | -    | 21 | 36   | 9    | 198  | 10.4 | - |
| 1985-86 | 14   | 421 | 54  | 115  | .470 | 19   | 41  | .463 | 9   | 11   | .818 | 16   | 30   | 46   | 68  | -   | -    | 18 | 21   | 4    | 136  | 9.7  | - |
| 1986-87 | 18   | 522 | 77  | 159  | .484 | 34   | 70  | .486 | 46  | 54   | .852 | 8    | 51   | 59   | 90  | -   | -    | 25 | 37   | 14   | 234  | 13.0 | - |
| 1987-88 | 24   | 588 | 54  | 131  | .412 |      |     |      |     |      |      |      |      |      |     |     |      |    |      |      |      |      |   |

# ALL-TIME ROSTER WITH STATISTICS



## MEL COUNTS - 7-0, 230 - OREGON STATE

OCTOBER 16, 1941

### REGULAR SEASON

| G          | Min.       | FG          | FGA         | Pct.        | 3FG         | 3FGA     | PCT      | FT         | FTA        | Pct.        | Off.      | Def.      | Tot.        | Ast.       | PF          | Dq.       | StL.      | TO       | Blk.      | Pts.        | Avg.        | HI       |
|------------|------------|-------------|-------------|-------------|-------------|----------|----------|------------|------------|-------------|-----------|-----------|-------------|------------|-------------|-----------|-----------|----------|-----------|-------------|-------------|----------|
| 1966-67    | 31         | 517         | 112         | 252         | .444        | -        | -        | 40         | 54         | .741        | -         | -         | 189         | 22         | 102         | 4         | -         | -        | -         | 264         | 8.5         | -        |
| 1967-68    | 82         | 1739        | 384         | 808         | .475        | -        | -        | 190        | 254        | .748        | -         | -         | 732         | 139        | 309         | 6         | -         | -        | -         | 958         | 11.7        | -        |
| 1968-69    | 77         | 1866        | 390         | 867         | .450        | -        | -        | 178        | 221        | .805        | -         | -         | 600         | 109        | 223         | 5         | -         | -        | -         | 958         | 12.4        | -        |
| 1969-70    | 81         | 2193        | 434         | 1017        | .427        | -        | -        | 156        | 201        | .776        | -         | -         | 683         | 160        | 304         | 7         | -         | -        | -         | 1024        | 12.6        | -        |
| 1972-73    | 59         | 611         | 127         | 278         | .457        | -        | -        | 39         | 58         | .672        | -         | -         | 237         | 62         | 98          | 1         | -         | -        | -         | 293         | 5.0         | -        |
| 1973-74    | 45         | 499         | 61          | 167         | .365        | -        | -        | 24         | 33         | .727        | 56        | 90        | 146         | 54         | 85          | 2         | 20        | -        | 23        | 146         | 3.2         | 16       |
| <b>TOT</b> | <b>334</b> | <b>7425</b> | <b>1442</b> | <b>3245</b> | <b>.444</b> | <b>-</b> | <b>-</b> | <b>603</b> | <b>788</b> | <b>.765</b> | <b>56</b> | <b>90</b> | <b>2447</b> | <b>494</b> | <b>1039</b> | <b>25</b> | <b>20</b> | <b>-</b> | <b>23</b> | <b>3509</b> | <b>10.5</b> | <b>-</b> |

### PLAYOFFS

| G          | Min.      | FG          | FGA        | Pct.       | 3FG         | 3FGA     | PCT      | FT         | FTA        | Pct.        | Off.     | Def.     | Tot.       | Ast.      | PF       | Dq.      | StL.     | TO       | Blk.     | Pts.       | Avg.       | HI       |
|------------|-----------|-------------|------------|------------|-------------|----------|----------|------------|------------|-------------|----------|----------|------------|-----------|----------|----------|----------|----------|----------|------------|------------|----------|
| 1966-67    | 3         | 29          | 5          | 19         | .263        | -        | -        | 4          | 4          | 1.000       | -        | -        | 8          | 0         | -        | -        | -        | -        | -        | 14         | 4.7        | -        |
| 1967-68    | 15        | 306         | 54         | 101        | .535        | -        | -        | 21         | 31         | .677        | -        | -        | 133        | 24        | -        | -        | -        | -        | -        | 129        | 8.6        | -        |
| 1968-69    | 18        | 442         | 74         | 192        | .385        | -        | -        | 54         | 71         | .761        | -        | -        | 143        | 26        | -        | -        | -        | -        | -        | 202        | 11.2       | -        |
| 1969-70    | 14        | 212         | 37         | 88         | .420        | -        | -        | 11         | 13         | .846        | -        | -        | 74         | 16        | -        | -        | -        | -        | -        | 85         | 6.1        | -        |
| 1972-73    | 17        | 327         | 61         | 133        | .459        | -        | -        | 32         | 41         | .780        | -        | -        | 104        | 28        | -        | -        | -        | -        | -        | 154        | 9.1        | -        |
| 1973-74    | 4         | 34          | 6          | 12         | .500        | -        | -        | 0          | 0          | .000        | -        | -        | 6          | 2         | -        | -        | -        | -        | -        | 12         | 3.0        | -        |
| <b>TOT</b> | <b>71</b> | <b>1350</b> | <b>237</b> | <b>545</b> | <b>.435</b> | <b>-</b> | <b>-</b> | <b>122</b> | <b>160</b> | <b>.763</b> | <b>-</b> | <b>-</b> | <b>468</b> | <b>96</b> | <b>-</b> | <b>-</b> | <b>-</b> | <b>-</b> | <b>-</b> | <b>596</b> | <b>8.4</b> | <b>-</b> |

## FREDDIE CRAWFORD - 6-4, 195 - ST. BONAVENTURE

DECEMBER 23, 1940

### REGULAR SEASON

| G          | Min.       | FG          | FGA        | Pct.       | 3FG         | 3FGA     | PCT      | FT         | FTA        | Pct.        | Off.     | Def.     | Tot.       | Ast.       | PF         | Dq.      | StL.     | TO       | Blk.     | Pts.       | Avg.       | HI       |
|------------|------------|-------------|------------|------------|-------------|----------|----------|------------|------------|-------------|----------|----------|------------|------------|------------|----------|----------|----------|----------|------------|------------|----------|
| 1967-68    | 38         | 756         | 159        | 330        | .482        | -        | -        | 74         | 120        | .617        | -        | -        | 112        | 95         | 104        | 1        | -        | -        | -        | 392        | 10.3       | -        |
| 1968-69    | 81         | 1690        | 211        | 454        | .465        | -        | -        | 83         | 154        | .539        | -        | -        | 215        | 154        | 224        | 1        | -        | -        | -        | 505        | 6.2        | -        |
| <b>TOT</b> | <b>119</b> | <b>2446</b> | <b>370</b> | <b>784</b> | <b>.472</b> | <b>-</b> | <b>-</b> | <b>157</b> | <b>274</b> | <b>.573</b> | <b>-</b> | <b>-</b> | <b>327</b> | <b>249</b> | <b>328</b> | <b>2</b> | <b>-</b> | <b>-</b> | <b>-</b> | <b>897</b> | <b>7.5</b> | <b>-</b> |

### PLAYOFFS

| G          | Min.      | FG         | FGA       | Pct.      | 3FG         | 3FGA     | PCT      | FT        | FTA       | Pct.        | Off.     | Def.     | Tot.      | Ast.      | PF       | Dq.      | StL.     | TO       | Blk.     | Pts.      | Avg.       | HI       |
|------------|-----------|------------|-----------|-----------|-------------|----------|----------|-----------|-----------|-------------|----------|----------|-----------|-----------|----------|----------|----------|----------|----------|-----------|------------|----------|
| 1967-68    | 15        | 257        | 36        | 83        | .434        | -        | -        | 19        | 35        | .543        | -        | -        | 35        | 16        | -        | -        | -        | -        | -        | 91        | 6.1        | -        |
| 1968-69    | 5         | 20         | 2         | 4         | .500        | -        | -        | 0         | 1         | .000        | -        | -        | 3         | 3         | -        | -        | -        | -        | -        | 4         | 0.8        | -        |
| <b>TOT</b> | <b>20</b> | <b>277</b> | <b>38</b> | <b>87</b> | <b>.437</b> | <b>-</b> | <b>-</b> | <b>19</b> | <b>36</b> | <b>.528</b> | <b>-</b> | <b>-</b> | <b>38</b> | <b>19</b> | <b>-</b> | <b>-</b> | <b>-</b> | <b>-</b> | <b>-</b> | <b>95</b> | <b>4.8</b> | <b>-</b> |

## JOE CRISPIN - 6-0, 185 - PENN STATE

JULY 18, 1979

### REGULAR SEASON

| G       | Min. | FG | FGA | Pct. | 3FG  | 3FGA | PCT | FT   | FTA | Pct. | Off. | Def. | Tot. | Ast. | PF | Dq. | StL. | TO | Blk. | Pts. | Avg. | HI  |   |
|---------|------|----|-----|------|------|------|-----|------|-----|------|------|------|------|------|----|-----|------|----|------|------|------|-----|---|
| 2001-02 | 6    | 27 | 3   | 12   | .250 | 0    | 4   | .000 | 4   | 5    | .800 | 0    | 1    | 1    | 2  | 2   | 0    | 1  | 1    | 0    | 10   | 1.7 | 5 |

## JAVARIS CRITTENTON - 6-5, 200 - GEORGIA TECH

DECEMBER 31, 1987

### REGULAR SEASON

| G       | Min. | FG  | FGA | Pct. | 3FG  | 3FGA | PCT | FT   | FTA | Pct. | Off. | Def. | Tot. | Ast. | PF | Dq. | StL. | TO | Blk. | Pts. | Avg. | HI  |    |
|---------|------|-----|-----|------|------|------|-----|------|-----|------|------|------|------|------|----|-----|------|----|------|------|------|-----|----|
| 2007-08 | 22   | 171 | 26  | 53   | .491 | 1    | 3   | .333 | 19  | 28   | .679 | 7    | 14   | 21   | 18 | 12  | 0    | 7  | 22   | 0    | 72   | 3.3 | 19 |

## LLOYD DANIELS - 6-7, 205 - MT. SAN ANTONIO

SEPTEMBER 4, 1967

### REGULAR SEASON

| G       | Min. | FG  | FGA | Pct. | 3FG  | 3FGA | PCT | FT   | FTA | Pct. | Off. | Def. | Tot. | Ast. | PF | Dq. | StL. | TO | Blk. | Pts. | Avg. | HI  |    |
|---------|------|-----|-----|------|------|------|-----|------|-----|------|------|------|------|------|----|-----|------|----|------|------|------|-----|----|
| 1994-95 | 25   | 541 | 71  | 182  | .390 | 23   | 86  | .267 | 20  | 25   | .800 | 27   | 29   | 56   | 36 | 40  | 0    | 20 | 23   | 10   | 185  | 7.4 | 22 |

## ADRIAN DANTLEY - 6-5, 208 - NOTRE DAME

FEBRUARY 28, 1956

### REGULAR SEASON

| G          | Min.       | FG          | FGA        | Pct.        | 3FG         | 3FGA     | PCT      | FT         | FTA        | Pct.        | Off.       | Def.       | Tot.       | Ast.       | PF         | Dq.      | StL.       | TO         | Blk.      | Pts.        | Avg.        | HI       |
|------------|------------|-------------|------------|-------------|-------------|----------|----------|------------|------------|-------------|------------|------------|------------|------------|------------|----------|------------|------------|-----------|-------------|-------------|----------|
| 1977-78    | 56         | 1985        | 377        | 725         | .520        | -        | -        | 334        | 417        | .801        | 171        | 233        | 404        | 188        | 157        | 1        | 70         | 161        | 7         | 1088        | 19.4        | 37       |
| 1978-79    | 60         | 1775        | 374        | 733         | .510        | -        | -        | 292        | 342        | .854        | 131        | 211        | 342        | 138        | 162        | 0        | 63         | 155        | 12        | 1040        | 17.3        | 40       |
| <b>TOT</b> | <b>116</b> | <b>3760</b> | <b>751</b> | <b>1458</b> | <b>.515</b> | <b>-</b> | <b>-</b> | <b>626</b> | <b>759</b> | <b>.825</b> | <b>302</b> | <b>444</b> | <b>746</b> | <b>326</b> | <b>319</b> | <b>1</b> | <b>133</b> | <b>316</b> | <b>19</b> | <b>2128</b> | <b>18.3</b> | <b>-</b> |

### PLAYOFFS

| G          | Min.      | FG         | FGA       | Pct.       | 3FG         | 3FGA     | PCT      | FT        | FTA       | Pct.        | Off.     | Def.     | Tot.      | Ast.      | PF       | Dq.       | StL.     | TO       | Blk.       | Pts.        | Avg.     | HI |
|------------|-----------|------------|-----------|------------|-------------|----------|----------|-----------|-----------|-------------|----------|----------|-----------|-----------|----------|-----------|----------|----------|------------|-------------|----------|----|
| 1977-78    | 3         | 104        | 20        | 35         | .571        | -        | -        | 11        | 17        | .647        | -        | -        | 25        | 11        | -        | 5         | -        | 3        | 51         | 17.0        | -        |    |
| 1978-79    | 8         | 236        | 50        | 89         | .562        | -        | -        | 41        | 52        | .788        | -        | -        | 33        | 11        | -        | 6         | -        | 1        | 141        | 17.6        | -        |    |
| <b>TOT</b> | <b>11</b> | <b>340</b> | <b>70</b> | <b>124</b> | <b>.565</b> | <b>-</b> | <b>-</b> | <b>52</b> | <b>69</b> | <b>.754</b> | <b>-</b> | <b>-</b> | <b>58</b> | <b>22</b> | <b>-</b> | <b>11</b> | <b>-</b> | <b>4</b> | <b>192</b> | <b>17.5</b> | <b>-</b> |    |

## BRAD DAVIS - 6-3, 180 - MARYLAND

DECEMBER 17, 1955

### REGULAR SEASON

| G          | Min.      | FG         | FGA       | Pct.      | 3FG         | 3FGA     | PCT      | FT        | FTA       | Pct.        | Off.     | Def.      | Tot.      | Ast.      | PF        | Dq.      | StL.      | TO        | Blk.     | Pts.       | Avg.       | HI       |
|------------|-----------|------------|-----------|-----------|-------------|----------|----------|-----------|-----------|-------------|----------|-----------|-----------|-----------|-----------|----------|-----------|-----------|----------|------------|------------|----------|
| 1977-78    | 33        | 334        | 30        | 72        | .417        | -        | -        | 22        | 29        | .759        | 4        | 31        | 35        | 83        | 39        | 1        | 15        | 35        | 2        | 82         | 2.5        | 10       |
| 1978-79    | 5         | 65         | 8         | 11        | .727        | -        | -        | 3         | 4         | .750        | 0        | 1         | 1         | 9         | 10        | 0        | 2         | 6         | 0        | 19         | 3.8        | 9        |
| <b>TOT</b> | <b>38</b> | <b>340</b> | <b>38</b> | <b>83</b> | <b>.458</b> | <b>-</b> | <b>-</b> | <b>25</b> | <b>33</b> | <b>.758</b> | <b>4</b> | <b>32</b> | <b>36</b> | <b>91</b> | <b>49</b> | <b>1</b> | <b>17</b> | <b>41</b> | <b>2</b> | <b>101</b> | <b>2.7</b> | <b>-</b> |

## ED DAVIS - 6-10, 240 - NORTH CAROLINA

JUNE 5, 1989

### REGULAR SEASON

| G       | Min. | FG   | FGA | Pct. | 3FG  | 3FGA | PCT | FT  | FTA | Pct. | Off. | Def. | Tot. | Ast. | PF | Dq. | StL. | TO | Blk. | Pts. | Avg. | HI  |    |
|---------|------|------|-----|------|------|------|-----|-----|-----|------|------|------|------|------|----|-----|------|----|------|------|------|-----|----|
| 2014-15 | 79   | 1840 | 282 | 469  | .601 | 0    | 0   | --- | 92  | 189  | .487 | 230  | 370  | 600  | 94 | 202 | 4    | 49 | 58   | 98   | 656  | 8.3 | 20 |

## WALTER "CORKY" DEVLIN - 6-5, 195 - GEORGE WASHINGTON

DECEMBER 21, 1931

### REGULAR SEASON

| G       | Min. | FG   | FGA | Pct. | 3FG  | 3FGA | PCT | FT  | FTA | Pct. | Off. | Def. | Tot. | Ast. | PF  | Dq. | StL. | TO | Blk. | Pts. | Avg. | HI |
|---------|------|------|-----|------|------|------|-----|-----|-----|------|------|------|------|------|-----|-----|------|----|------|------|------|----|
| 1957-58 | 70   | 1248 | 170 | 489  | .348 | -    | -   | 133 | 172 | .773 | -    | -    | 132  | 167  | 104 | 1   | -    | -  | -    | 473  | 6.8  | -  |





# ALL-TIME ROSTER WITH STATISTICS

## ERNIE DIGREGORIO - 6-0, 180 - PROVIDENCE

JANUARY 15, 1951

### REGULAR SEASON

| G       | Min. | FG  | FGA | Pct. | 3FG | 3FGA | PCT | FT | FTA | Pct. | Off. | Def. | Tot. | Ast. | PF | Do. | StL. | TO | Blk. | Pts. | Avg. | HI |
|---------|------|-----|-----|------|-----|------|-----|----|-----|------|------|------|------|------|----|-----|------|----|------|------|------|----|
| 1977-78 | 25   | 332 | 41  | 100  | 410 | -    | -   | 16 | 20  | .800 | 5    | 18   | 23   | 71   | 22 | 0   | 6    | 46 | 0    | 98   | 3.9  | 11 |

## VLADE DIVAC - 7-1, 260 - SERBIA

FEBRUARY 3, 1968

### REGULAR SEASON

| G       | Min. | FG    | FGA  | Pct. | 3FG  | 3FGA | PCT | FT   | FTA  | Pct. | Off. | Def. | Tot. | Ast. | PF   | Do.  | StL. | TO  | Blk. | Pts. | Avg. | HI   |    |
|---------|------|-------|------|------|------|------|-----|------|------|------|------|------|------|------|------|------|------|-----|------|------|------|------|----|
| 1989-90 | 82   | 1611  | 274  | 549  | .499 | 0    | 5   | .000 | 153  | 216  | .708 | 167  | 345  | 512  | 75   | 240  | 2    | 79  | 110  | 114  | 701  | 8.5  | 25 |
| 1990-91 | 82   | 2310  | 360  | 637  | .565 | 5    | 14  | .357 | 196  | 279  | .703 | 205  | 461  | 666  | 92   | 247  | 3    | 106 | 146  | 127  | 921  | 11.2 | 25 |
| 1991-92 | 36   | 979   | 157  | 317  | .495 | 5    | 19  | .263 | 86   | 112  | .768 | 87   | 160  | 247  | 60   | 114  | 3    | 55  | 88   | 35   | 405  | 11.3 | 32 |
| 1992-93 | 82   | 2525  | 397  | 819  | .485 | 21   | 75  | .280 | 235  | 341  | .689 | 220  | 509  | 729  | 232  | 311  | 7    | 128 | 214  | 140  | 1050 | 12.8 | 28 |
| 1993-94 | 79   | 2685  | 453  | 895  | .506 | 9    | 47  | .191 | 208  | 303  | .686 | 282  | 569  | 851  | 307  | 288  | 5    | 92  | 191  | 112  | 1123 | 14.2 | 33 |
| 1994-95 | 80   | 2807  | 485  | 957  | .507 | 10   | 53  | .189 | 297  | 382  | .777 | 261  | 568  | 829  | 329  | 305  | 8    | 109 | 205  | 174  | 1277 | 16.0 | 30 |
| 1995-96 | 79   | 2470  | 414  | 807  | .513 | 3    | 18  | .167 | 189  | 295  | .641 | 198  | 481  | 679  | 261  | 274  | 5    | 76  | 199  | 131  | 1020 | 12.9 | 29 |
| 2004-05 | 15   | 130   | 13   | 31   | .419 | 0    | 0   | .000 | 8    | 12   | .667 | 18   | 14   | 32   | 19   | 25   | 0    | 4   | 14   | 1    | 34   | 2.3  | 8  |
| TOT     | 535  | 15517 | 2553 | 5012 | .509 | 53   | 231 | .229 | 1372 | 1940 | .707 | 1438 | 3107 | 4545 | 1375 | 1804 | 33   | 649 | 1167 | 834  | 6531 | 12.2 | -  |

### PLAYOFFS

| G       | Min. | FG   | FGA | Pct. | 3FG  | 3FGA | PCT | FT   | FTA | Pct. | Off. | Def. | Tot. | Ast. | PF  | Do. | StL. | TO | Blk. | Pts. | Avg. | HI   |   |
|---------|------|------|-----|------|------|------|-----|------|-----|------|------|------|------|------|-----|-----|------|----|------|------|------|------|---|
| 1989-90 | 9    | 175  | 32  | 44   | .727 | 1    | 2   | .500 | 17  | 19   | .895 | 16   | 32   | 48   | 10  | -   | -    | 8  | 13   | 15   | 82   | 9.1  | - |
| 1990-91 | 19   | 609  | 97  | 172  | .564 | 1    | 6   | .167 | 57  | 71   | .803 | 49   | 78   | 127  | 21  | -   | -    | 27 | 41   | 41   | 252  | 13.3 | - |
| 1991-92 | 4    | 143  | 15  | 43   | .349 | 0    | 2   | .000 | 9   | 10   | .900 | 6    | 16   | 22   | 15  | -   | -    | 5  | 18   | 3    | 39   | 9.8  | - |
| 1992-93 | 5    | 167  | 37  | 74   | .500 | 4    | 9   | .444 | 12  | 22   | .545 | 17   | 30   | 47   | 28  | -   | -    | 6  | 11   | 12   | 90   | 18.0 | - |
| 1994-95 | 10   | 388  | 57  | 122  | .467 | 2    | 9   | .222 | 40  | 62   | .645 | 34   | 51   | 85   | 31  | -   | -    | 8  | 28   | 13   | 156  | 15.6 | - |
| 1995-96 | 4    | 115  | 15  | 35   | .429 | 1    | 5   | .200 | 5   | 8    | .625 | 11   | 19   | 30   | 8   | -   | -    | 0  | 8    | 5    | 36   | 9.0  | - |
| TOT     | 51   | 1597 | 253 | 490  | .516 | 9    | 33  | .273 | 140 | 192  | .729 | 133  | 226  | 359  | 113 | -   | -    | 54 | 119  | 89   | 655  | 12.8 | - |

## LARRY DREW - 6-1 1/2, 175 - MISSOURI

APRIL 2, 1958

### REGULAR SEASON

| G       | Min. | FG   | FGA | Pct. | 3FG  | 3FGA | PCT | FT   | FTA | Pct. | Off. | Def. | Tot. | Ast. | PF  | Do. | StL. | TO | Blk. | Pts. | Avg. | HI  |    |
|---------|------|------|-----|------|------|------|-----|------|-----|------|------|------|------|------|-----|-----|------|----|------|------|------|-----|----|
| 1989-90 | 80   | 1333 | 170 | 383  | .444 | 32   | 81  | .395 | 46  | 60   | .767 | 12   | 86   | 98   | 217 | 92  | 0    | 47 | 95   | 4    | 418  | 5.2 | 15 |
| 1990-91 | 48   | 496  | 54  | 125  | .432 | 14   | 33  | .424 | 17  | 22   | .773 | 5    | 29   | 34   | 118 | 40  | 0    | 15 | 49   | 1    | 139  | 2.9 | 11 |
| TOT     | 128  | 1829 | 224 | 508  | .441 | 46   | 114 | .404 | 63  | 82   | .768 | 17   | 115  | 132  | 335 | 132 | 0    | 62 | 144  | 5    | 557  | 4.4 | -  |

### PLAYOFFS

| G       | Min. | FG  | FGA | Pct. | 3FG  | 3FGA | PCT | FT   | FTA | Pct. | Off. | Def. | Tot. | Ast. | PF | Do. | StL. | TO | Blk. | Pts. | Avg. | HI  |   |
|---------|------|-----|-----|------|------|------|-----|------|-----|------|------|------|------|------|----|-----|------|----|------|------|------|-----|---|
| 1989-90 | 7    | 51  | 3   | 8    | .375 | 1    | 4   | .250 | 5   | 6    | .833 | 0    | 2    | 2    | 4  | -   | -    | 3  | 4    | 0    | 12   | 1.7 | - |
| 1990-91 | 18   | 116 | 14  | 33   | .424 | 3    | 11  | .273 | 4   | 6    | .667 | 0    | 8    | 8    | 21 | -   | -    | 0  | 9    | 0    | 35   | 1.9 | - |
| TOT     | 25   | 167 | 17  | 41   | .415 | 4    | 15  | .267 | 9   | 12   | .750 | 0    | 10   | 10   | 25 | -   | -    | 3  | 13   | 0    | 47   | 1.9 | - |

## CHRIS DUHON - 6-1, 190 - DUKE

AUGUST 31, 1982

### REGULAR SEASON

| G       | Min. | FG  | FGA | Pct. | 3FG  | 3FGA | PCT | FT   | FTA | Pct. | Off. | Def. | Tot. | Ast. | PF  | Do. | StL. | TO | Blk. | Pts. | Avg. | HI  |    |
|---------|------|-----|-----|------|------|------|-----|------|-----|------|------|------|------|------|-----|-----|------|----|------|------|------|-----|----|
| 2012-13 | 46   | 820 | 47  | 123  | .382 | 33   | 91  | .363 | 6   | 13   | .462 | 11   | 57   | 68   | 133 | 56  | 0    | 20 | 40   | 1    | 133  | 2.9 | 14 |

### PLAYOFFS

| G       | Min. | FG | FGA | Pct. | 3FG  | 3FGA | PCT | FT   | FTA | Pct. | Off. | Def. | Tot. | Ast. | PF | Do. | StL. | TO | Blk. | Pts. | Avg. | HI  |   |
|---------|------|----|-----|------|------|------|-----|------|-----|------|------|------|------|------|----|-----|------|----|------|------|------|-----|---|
| 2012-13 | 2    | 68 | 4   | 11   | .364 | 3    | 8   | .375 | 0   | 0    | -    | 1    | 2    | 3    | 7  | 4   | 0    | 2  | 5    | 1    | 11   | 5.5 | - |

## WALTER DUKES - 7-0, 220 - SETON HALL

JUNE 23, 1930

### REGULAR SEASON

| G       | Min. | FG   | FGA | Pct. | 3FG  | 3FGA | PCT | FT | FTA | Pct. | Off. | Def. | Tot. | Ast. | PF | Do. | StL. | TO | Blk. | Pts. | Avg. | HI   |   |
|---------|------|------|-----|------|------|------|-----|----|-----|------|------|------|------|------|----|-----|------|----|------|------|------|------|---|
| 1966-67 | 71   | 1866 | 228 | 626  | .364 | -    | -   | -  | 264 | 383  | .689 | -    | -    | 794  | 54 | 273 | 10   | -  | -    | -    | 720  | 10.1 | - |

### PLAYOFFS

| G       | Min. | FG  | FGA | Pct. | 3FG  | 3FGA | PCT | FT | FTA | Pct. | Off. | Def. | Tot. | Ast. | PF | Do. | StL. | TO | Blk. | Pts. | Avg. | HI   |   |
|---------|------|-----|-----|------|------|------|-----|----|-----|------|------|------|------|------|----|-----|------|----|------|------|------|------|---|
| 1966-67 | 5    | 177 | 24  | 57   | .421 | -    | -   | -  | 20  | 27   | .741 | -    | -    | 74   | 5  | -   | -    | -  | -    | -    | 68   | 13.6 | - |

## JACK DWAN - 6-4, 200 - LOYOLA (CHICAGO)

MAY 3, 1921

### REGULAR SEASON

| G       | Min. | FG | FGA | Pct. | 3FG  | 3FGA | PCT | FT | FTA | Pct. | Off. | Def. | Tot. | Ast. | PF  | Do. | StL. | TO | Blk. | Pts. | Avg. | HI  |   |
|---------|------|----|-----|------|------|------|-----|----|-----|------|------|------|------|------|-----|-----|------|----|------|------|------|-----|---|
| 1948-49 | 60   | -  | 121 | 380  | .318 | -    | -   | -  | 34  | 69   | .493 | -    | -    | -    | 129 | 157 | -    | -  | -    | -    | 276  | 4.6 | - |

### PLAYOFFS

| G       | Min. | FG | FGA | Pct. | 3FG  | 3FGA | PCT | FT | FTA | Pct. | Off. | Def. | Tot. | Ast. | PF | Do. | StL. | TO | Blk. | Pts. | Avg. | HI  |   |
|---------|------|----|-----|------|------|------|-----|----|-----|------|------|------|------|------|----|-----|------|----|------|------|------|-----|---|
| 1948-49 | 10   | 0  | 7   | 29   | .241 | -    | -   | -  | 4   | 9    | .444 | -    | -    | -    | 9  | 22  | -    | -  | -    | -    | 18   | 1.8 | - |

## DEVIN EBANKS - 6-9, 215 - WEST VIRGINIA

OCTOBER 28, 1989

### REGULAR SEASON

| G       | Min. | FG  | FGA | Pct. | 3FG  | 3FGA | PCT | FT   | FTA | Pct. | Off. | Def. | Tot. | Ast. | PF | Do. | StL. | TO | Blk. | Pts. | Avg. | HI  |    |
|---------|------|-----|-----|------|------|------|-----|------|-----|------|------|------|------|------|----|-----|------|----|------|------|------|-----|----|
| 2010-11 | 20   | 118 | 21  | 51   | .412 | 2    | 5   | .400 | 18  | 23   | .783 | 15   | 12   | 27   | 2  | 0   | 4    | 6  | 5    | 62   | 3.1  | 9   |    |
| 2011-12 | 24   | 396 | 37  | 89   | .416 | 0    | 9   | .000 | 23  | 35   | .657 | 26   | 28   | 54   | 12 | 26  | 0    | 11 | 18   | 6    | 97   | 4.0 | 14 |
| 2012-13 | 19   | 197 | 24  | 73   | .329 | 6    | 22  | .273 | 11  | 14   | .786 | 10   | 31   | 41   | 10 | 23  | 0    | 3  | 11   | 1    | 65   | 3.4 | 15 |
| TOT     | 63   | 710 | 82  | 213  | .385 | 8    | 36  | .222 | 52  | 72   | .722 | 51   | 71   | 122  | 24 | 56  | 0    | 18 | 35   | 12   | 224  | 3.6 | -  |

### PLAYOFFS

| G       | Min. | FG  | FGA | Pct. | 3FG  | 3FGA | PCT | FT   | FTA | Pct. | Off. | Def. | Tot. | Ast. | PF | Do. | StL. | TO | Blk. | Pts. | Avg. | HI  |   |
|---------|------|-----|-----|------|------|------|-----|------|-----|------|------|------|------|------|----|-----|------|----|------|------|------|-----|---|
| 2011-12 | 9    | 126 | 16  | 39   | .410 | 0    | 3   | .000 | 5   | 8    | .625 | 7    | 13   | 20   | 6  | 13  | 0    | 3  | 2    | 7    | 37   | 4.1 | - |



# ALL-TIME ROSTER WITH STATISTICS



## JAMES EDWARDS - 7-0 1/2, 255 - WASHINGTON

NOVEMBER 22, 1955

### REGULAR SEASON

| G          | Min.       | FG          | FGA        | Pct.       | 3FG         | 3FGA     | PCT      | FT       | FTA        | Pct.       | Off.        | Def.      | Tot.       | Ast.       | PF        | Dq.        | Stl.     | TO        | Blk.       | Pts.      | Avg.       | Hi         |          |
|------------|------------|-------------|------------|------------|-------------|----------|----------|----------|------------|------------|-------------|-----------|------------|------------|-----------|------------|----------|-----------|------------|-----------|------------|------------|----------|
| 1977-78    | 25         | 723         | 145        | 316        | .459        | -        | -        | -        | 80         | 125        | .640        | 44        | 136        | 180        | 29        | 89         | 3        | 16        | 57         | 28        | 370        | 14.8       | 32       |
| 1992-93    | 52         | 617         | 122        | 270        | .452        | 0        | 0        | -        | 84         | 118        | .712        | 30        | 70         | 100        | 41        | 122        | 0        | 10        | 51         | 7         | 328        | 6.3        | 17       |
| 1993-94    | 45         | 469         | 78         | 168        | .464        | 0        | 0        | -        | 54         | 79         | .684        | 11        | 54         | 65         | 22        | 90         | 0        | 4         | 30         | 3         | 210        | 4.7        | 16       |
| <b>TOT</b> | <b>122</b> | <b>1809</b> | <b>345</b> | <b>754</b> | <b>.458</b> | <b>0</b> | <b>0</b> | <b>-</b> | <b>218</b> | <b>322</b> | <b>.677</b> | <b>85</b> | <b>260</b> | <b>345</b> | <b>92</b> | <b>301</b> | <b>3</b> | <b>30</b> | <b>138</b> | <b>38</b> | <b>908</b> | <b>7.4</b> | <b>-</b> |

### PLAYOFFS

| G       | Min. | FG | FGA | Pct. | 3FG  | 3FGA | PCT | FT | FTA | Pct. | Off. | Def. | Tot. | Ast. | PF | Dq. | Stl. | TO | Blk. | Pts. | Avg. | Hi |
|---------|------|----|-----|------|------|------|-----|----|-----|------|------|------|------|------|----|-----|------|----|------|------|------|----|
| 1992-93 | 3    | 14 | 3   | 4    | .750 | 0    | 0   | -  | 0   | 0    | -    | 0    | 2    | 2    | 0  | -   | 0    | 1  | 0    | 6    | 2.0  | -  |

## JOHN EGAN - 6-0, 180 - PROVIDENCE

JANUARY 31, 1939

### REGULAR SEASON

| G          | Min.       | FG          | FGA        | Pct.        | 3FG         | 3FGA     | PCT      | FT       | FTA        | Pct.       | Off.        | Def.     | Tot.     | Ast.       | PF         | Dq.        | Stl.     | TO       | Blk.     | Pts.        | Avg.       | Hi       |   |
|------------|------------|-------------|------------|-------------|-------------|----------|----------|----------|------------|------------|-------------|----------|----------|------------|------------|------------|----------|----------|----------|-------------|------------|----------|---|
| 1968-69    | 82         | 1805        | 246        | 597         | .412        | -        | -        | -        | 204        | 240        | .850        | -        | -        | 147        | 215        | 206        | 1        | -        | -        | -           | 696        | 8.5      | - |
| 1969-70    | 72         | 1627        | 215        | 491         | .438        | -        | -        | -        | 99         | 121        | .818        | -        | -        | 104        | 216        | 171        | 2        | -        | -        | -           | 529        | 7.3      | - |
| <b>TOT</b> | <b>154</b> | <b>3432</b> | <b>461</b> | <b>1088</b> | <b>.424</b> | <b>-</b> | <b>-</b> | <b>-</b> | <b>303</b> | <b>361</b> | <b>.839</b> | <b>-</b> | <b>-</b> | <b>251</b> | <b>431</b> | <b>377</b> | <b>3</b> | <b>-</b> | <b>-</b> | <b>1225</b> | <b>8.0</b> | <b>-</b> |   |

### PLAYOFFS

| G          | Min.      | FG         | FGA        | Pct.       | 3FG         | 3FGA     | PCT      | FT       | FTA       | Pct.      | Off.        | Def.     | Tot.     | Ast.      | PF        | Dq.      | Stl.     | TO       | Blk.     | Pts.       | Avg.       | Hi       |   |
|------------|-----------|------------|------------|------------|-------------|----------|----------|----------|-----------|-----------|-------------|----------|----------|-----------|-----------|----------|----------|----------|----------|------------|------------|----------|---|
| 1968-69    | 18        | 571        | 94         | 217        | .433        | -        | -        | -        | 63        | 80        | .788        | -        | -        | 44        | 70        | -        | -        | -        | -        | -          | 251        | 13.9     | - |
| 1969-70    | 16        | 162        | 23         | 43         | .535        | -        | -        | -        | 10        | 11        | .909        | -        | -        | 5         | 22        | -        | -        | -        | -        | -          | 56         | 3.5      | - |
| <b>TOT</b> | <b>34</b> | <b>733</b> | <b>117</b> | <b>260</b> | <b>.450</b> | <b>-</b> | <b>-</b> | <b>-</b> | <b>73</b> | <b>91</b> | <b>.802</b> | <b>-</b> | <b>-</b> | <b>49</b> | <b>92</b> | <b>-</b> | <b>-</b> | <b>-</b> | <b>-</b> | <b>307</b> | <b>9.0</b> | <b>-</b> |   |

## RAY ELLEFSON - 6-8, 230 - WEST TEXAS A&M

MAY 3, 1921

### REGULAR SEASON

| G       | Min. | FG | FGA | Pct. | 3FG  | 3FGA | PCT | FT | FTA | Pct. | Off. | Def. | Tot. | Ast. | PF | Dq. | Stl. | TO | Blk. | Pts. | Avg. | Hi |
|---------|------|----|-----|------|------|------|-----|----|-----|------|------|------|------|------|----|-----|------|----|------|------|------|----|
| 1948-49 | 3    | -  | 1   | 5    | .200 | -    | -   | -  | 0   | 0    | -    | -    | -    | 0    | 2  | -   | -    | -  | -    | 2    | 0.7  | -  |

## WAYNE ELLINGTON - 6-4, 200 - NORTH CAROLINA

NOVEMBER 29, 1987

### REGULAR SEASON

| G       | Min. | FG   | FGA | Pct. | 3FG  | 3FGA | PCT | FT   | FTA | Pct. | Off. | Def. | Tot. | Ast. | PF  | Dq. | Stl. | TO | Blk. | Pts. | Avg. | Hi   |    |
|---------|------|------|-----|------|------|------|-----|------|-----|------|------|------|------|------|-----|-----|------|----|------|------|------|------|----|
| 2014-15 | 65   | 1675 | 254 | 617  | .412 | 90   | 243 | .370 | 52  | 64   | .813 | 31   | 179  | 210  | 105 | 77  | 0    | 33 | 50   | 2    | 650  | 10.0 | 28 |

## ALEXANDER "BOO" ELLIS - 6-5, 185 - NIAGARA

FEBRUARY 11, 1936

### REGULAR SEASON

| G          | Min.       | FG          | FGA        | Pct.       | 3FG         | 3FGA     | PCT      | FT       | FTA        | Pct.       | Off.        | Def.     | Tot.     | Ast.       | PF        | Dq.        | Stl.     | TO       | Blk.     | Pts.       | Avg.       | Hi       |   |
|------------|------------|-------------|------------|------------|-------------|----------|----------|----------|------------|------------|-------------|----------|----------|------------|-----------|------------|----------|----------|----------|------------|------------|----------|---|
| 1958-59    | 72         | 1202        | 163        | 379        | .430        | -        | -        | -        | 102        | 144        | .708        | -        | -        | 380        | 59        | 137        | 0        | -        | -        | -          | 428        | 5.9      | - |
| 1959-60    | 46         | 671         | 64         | 185        | .346        | -        | -        | -        | 51         | 76         | .671        | -        | -        | 236        | 27        | 64         | 2        | -        | -        | -          | 179        | 3.9      | - |
| <b>TOT</b> | <b>118</b> | <b>1873</b> | <b>227</b> | <b>564</b> | <b>.410</b> | <b>-</b> | <b>-</b> | <b>-</b> | <b>153</b> | <b>220</b> | <b>.695</b> | <b>-</b> | <b>-</b> | <b>616</b> | <b>86</b> | <b>201</b> | <b>2</b> | <b>-</b> | <b>-</b> | <b>607</b> | <b>5.1</b> | <b>-</b> |   |

### PLAYOFFS

| G          | Min.      | FG         | FGA       | Pct.      | 3FG         | 3FGA     | PCT      | FT       | FTA       | Pct.      | Off.        | Def.     | Tot.     | Ast.       | PF        | Dq.      | Stl.     | TO       | Blk.     | Pts.      | Avg.       | Hi       |   |
|------------|-----------|------------|-----------|-----------|-------------|----------|----------|----------|-----------|-----------|-------------|----------|----------|------------|-----------|----------|----------|----------|----------|-----------|------------|----------|---|
| 1958-59    | 13        | 255        | 35        | 80        | .438        | -        | -        | -        | 18        | 31        | .581        | -        | -        | 93         | 16        | -        | -        | -        | -        | -         | 88         | 6.8      | - |
| 1959-60    | 3         | 36         | 2         | 10        | .200        | -        | -        | -        | 4         | 8         | .500        | -        | -        | 12         | 2         | -        | -        | -        | -        | -         | 8          | 2.7      | - |
| <b>TOT</b> | <b>16</b> | <b>291</b> | <b>37</b> | <b>90</b> | <b>.411</b> | <b>-</b> | <b>-</b> | <b>-</b> | <b>22</b> | <b>39</b> | <b>.564</b> | <b>-</b> | <b>-</b> | <b>105</b> | <b>18</b> | <b>-</b> | <b>-</b> | <b>-</b> | <b>-</b> | <b>96</b> | <b>6.0</b> | <b>-</b> |   |

## LEROY ELLIS - 6-11, 210 - ST. JOHN'S

MARCH 10, 1940

### REGULAR SEASON

| G          | Min.       | FG          | FGA         | Pct.        | 3FG         | 3FGA     | PCT      | FT       | FTA        | Pct.        | Off.        | Def.     | Tot.     | Ast.        | PF         | Dq.        | Stl.     | TO       | Blk.     | Pts.     | Avg.        | Hi         |          |
|------------|------------|-------------|-------------|-------------|-------------|----------|----------|----------|------------|-------------|-------------|----------|----------|-------------|------------|------------|----------|----------|----------|----------|-------------|------------|----------|
| 1962-63    | 80         | 1628        | 222         | 530         | .419        | -        | -        | -        | 133        | 202         | .658        | -        | -        | 518         | 46         | 194        | 1        | -        | -        | -        | 577         | 7.2        | -        |
| 1963-64    | 78         | 1459        | 200         | 473         | .423        | -        | -        | -        | 112        | 170         | .659        | -        | -        | 498         | 41         | 192        | 3        | -        | -        | -        | 512         | 6.6        | -        |
| 1964-65    | 80         | 2026        | 311         | 700         | .444        | -        | -        | -        | 198        | 284         | .697        | -        | -        | 652         | 49         | 196        | 1        | -        | -        | -        | 820         | 10.3       | -        |
| 1965-66    | 80         | 2219        | 393         | 927         | .424        | -        | -        | -        | 186        | 256         | .727        | -        | -        | 735         | 74         | 232        | 3        | -        | -        | -        | 972         | 12.2       | -        |
| 1971-72    | 74         | 1081        | 138         | 300         | .460        | -        | -        | -        | 66         | 95          | .695        | -        | -        | 310         | 46         | 115        | 0        | -        | -        | -        | 342         | 4.6        | -        |
| 1972-73    | 10         | 156         | 11          | 40          | .275        | -        | -        | -        | 4          | 5           | .800        | -        | -        | 33          | 3          | 13         | 0        | -        | -        | -        | 26          | 2.6        | -        |
| <b>TOT</b> | <b>402</b> | <b>8569</b> | <b>1275</b> | <b>2970</b> | <b>.429</b> | <b>-</b> | <b>-</b> | <b>-</b> | <b>699</b> | <b>1012</b> | <b>.691</b> | <b>-</b> | <b>-</b> | <b>2746</b> | <b>259</b> | <b>943</b> | <b>8</b> | <b>-</b> | <b>-</b> | <b>-</b> | <b>3249</b> | <b>8.1</b> | <b>-</b> |

### PLAYOFFS

| G          | Min.      | FG          | FGA        | Pct.       | 3FG         | 3FGA     | PCT      | FT       | FTA        | Pct.       | Off.        | Def.     | Tot.     | Ast.       | PF        | Dq.      | Stl.     | TO       | Blk.     | Pts.     | Avg.       | Hi         |          |
|------------|-----------|-------------|------------|------------|-------------|----------|----------|----------|------------|------------|-------------|----------|----------|------------|-----------|----------|----------|----------|----------|----------|------------|------------|----------|
| 1962-63    | 13        | 302         | 27         | 53         | .509        | -        | -        | -        | 27         | 33         | .818        | -        | -        | 85         | 13        | -        | -        | -        | -        | -        | 81         | 6.2        | -        |
| 1963-64    | 5         | 144         | 8          | 27         | .296        | -        | -        | -        | 11         | 15         | .733        | -        | -        | 50         | 4         | -        | -        | -        | -        | -        | 27         | 5.4        | -        |
| 1964-65    | 11        | 405         | 57         | 145        | .393        | -        | -        | -        | 44         | 65         | .677        | -        | -        | 133        | 7         | -        | -        | -        | -        | -        | 158        | 14.4       | -        |
| 1965-66    | 14        | 426         | 56         | 138        | .406        | -        | -        | -        | 25         | 39         | .641        | -        | -        | 133        | 8         | -        | -        | -        | -        | -        | 137        | 9.8        | -        |
| 1971-72    | 13        | 134         | 19         | 41         | .463        | -        | -        | -        | 1          | 4          | .250        | -        | -        | 41         | 10        | -        | -        | -        | -        | -        | 39         | 3.0        | -        |
| <b>TOT</b> | <b>56</b> | <b>1411</b> | <b>167</b> | <b>404</b> | <b>.413</b> | <b>-</b> | <b>-</b> | <b>-</b> | <b>108</b> | <b>156</b> | <b>.692</b> | <b>-</b> | <b>-</b> | <b>442</b> | <b>42</b> | <b>-</b> | <b>-</b> | <b>-</b> | <b>-</b> | <b>-</b> | <b>442</b> | <b>7.9</b> | <b>-</b> |

## BO ERIAS - 6-3, 220 - NIAGARA

JULY 30, 1932

### REGULAR SEASON

| G       | Min. | FG  | FGA | Pct. | 3FG  | 3FGA | PCT | FT | FTA | Pct. | Off. | Def. | Tot. | Ast. | PF | Dq. | Stl. | TO | Blk. | Pts. | Avg. | Hi  |   |
|---------|------|-----|-----|------|------|------|-----|----|-----|------|------|------|------|------|----|-----|------|----|------|------|------|-----|---|
| 1957-58 | 18   | 401 | 59  | 170  | .347 | -    | -   | -  | 30  | 47   | .638 | -    | -    | 83   | 26 | 52  | 1    | -  | -    | -    | 148  | 8.2 | - |





# ALL-TIME ROSTER WITH STATISTICS

## KEITH ERICKSON - 6-5, 195 - UCLA

APRIL 19, 1944

### REGULAR SEASON

| G          | Min.       | FG          | FGA         | Pct.        | 3FG         | 3FGA     | PCT      | FT         | FTA        | Pct.        | Off.     | Def.     | Tot.        | Ast.       | PF         | Do.       | StL.     | TO       | Blk.     | Pts.        | Avg.       | HI       |
|------------|------------|-------------|-------------|-------------|-------------|----------|----------|------------|------------|-------------|----------|----------|-------------|------------|------------|-----------|----------|----------|----------|-------------|------------|----------|
| 1968-69    | 77         | 1974        | 264         | 629         | .420        | -        | -        | 120        | 175        | .686        | -        | -        | 308         | 194        | 222        | 6         | -        | -        | -        | 648         | 8.4        | -        |
| 1969-70    | 68         | 1755        | 258         | 563         | .458        | -        | -        | 91         | 122        | .746        | -        | -        | 304         | 209        | 175        | 3         | -        | -        | -        | 607         | 8.9        | -        |
| 1970-71    | 73         | 2272        | 369         | 783         | .471        | -        | -        | 85         | 112        | .759        | -        | -        | 404         | 223        | 241        | 4         | -        | -        | -        | 823         | 11.3       | -        |
| 1971-72    | 15         | 262         | 40          | 83          | .482        | -        | -        | 6          | 7          | .857        | -        | -        | 39          | 35         | 26         | 0         | -        | -        | -        | 86          | 5.7        | -        |
| 1972-73    | 76         | 1920        | 299         | 696         | .460        | -        | -        | 89         | 110        | .809        | -        | -        | 337         | 242        | 190        | 3         | -        | -        | -        | 687         | 9.0        | -        |
| <b>TOT</b> | <b>309</b> | <b>8183</b> | <b>1230</b> | <b>2754</b> | <b>.447</b> | <b>-</b> | <b>-</b> | <b>391</b> | <b>526</b> | <b>.743</b> | <b>-</b> | <b>-</b> | <b>1392</b> | <b>903</b> | <b>854</b> | <b>16</b> | <b>-</b> | <b>-</b> | <b>-</b> | <b>2851</b> | <b>9.2</b> | <b>-</b> |

### PLAYOFFS

| G          | Min.      | FG          | FGA        | Pct.       | 3FG         | 3FGA     | PCT      | FT        | FTA        | Pct.        | Off.     | Def.     | Tot.       | Ast.       | PF       | Do.      | StL.     | TO       | Blk.     | Pts.       | Avg.       | HI       |
|------------|-----------|-------------|------------|------------|-------------|----------|----------|-----------|------------|-------------|----------|----------|------------|------------|----------|----------|----------|----------|----------|------------|------------|----------|
| 1968-69    | 18        | 446         | 56         | 142        | .394        | -        | -        | 15        | 25         | .600        | -        | -        | 86         | 40         | -        | -        | -        | -        | -        | 127        | 7.1        | -        |
| 1969-70    | 17        | 553         | 71         | 153        | .464        | -        | -        | 27        | 35         | .771        | -        | -        | 77         | 74         | -        | -        | -        | -        | -        | 169        | 9.9        | -        |
| 1970-71    | 8         | 313         | 54         | 99         | .545        | -        | -        | 17        | 22         | .773        | -        | -        | 45         | 22         | -        | -        | -        | -        | -        | 125        | 15.6       | -        |
| 1972-73    | 17        | 404         | 66         | 147        | .449        | -        | -        | 15        | 22         | .682        | -        | -        | 59         | 30         | -        | -        | -        | -        | -        | 147        | 8.6        | -        |
| <b>TOT</b> | <b>60</b> | <b>1716</b> | <b>247</b> | <b>541</b> | <b>.457</b> | <b>-</b> | <b>-</b> | <b>74</b> | <b>104</b> | <b>.712</b> | <b>-</b> | <b>-</b> | <b>267</b> | <b>166</b> | <b>-</b> | <b>-</b> | <b>-</b> | <b>-</b> | <b>-</b> | <b>568</b> | <b>9.5</b> | <b>-</b> |

## MAURICE EVANS - 6-5, 220 - TEXAS

NOVEMBER 8, 1978

### REGULAR SEASON

| G          | Min.      | FG          | FGA        | Pct.       | 3FG         | 3FGA      | PCT        | FT          | FTA        | Pct.       | Off.        | Def.      | Tot.       | Ast.       | PF        | Do.        | StL.     | TO        | Blk.      | Pts.      | Avg.       | HI         |          |
|------------|-----------|-------------|------------|------------|-------------|-----------|------------|-------------|------------|------------|-------------|-----------|------------|------------|-----------|------------|----------|-----------|-----------|-----------|------------|------------|----------|
| 2006-07    | 76        | 1732        | 234        | 542        | .432        | 48        | 133        | .361        | 122        | 155        | .787        | 93        | 128        | 221        | 74        | 126        | 0        | 38        | 57        | 14        | 638        | 8.4        | 26       |
| 2007-08    | 7         | 96          | 9          | 28         | .321        | 1         | 7          | .143        | 12         | 15         | .800        | 4         | 5          | 9          | 12        | 10         | 0        | 5         | 0         | 1         | 31         | 4.4        | 8        |
| <b>TOT</b> | <b>83</b> | <b>1828</b> | <b>243</b> | <b>570</b> | <b>.426</b> | <b>49</b> | <b>140</b> | <b>.350</b> | <b>134</b> | <b>170</b> | <b>.788</b> | <b>97</b> | <b>133</b> | <b>230</b> | <b>86</b> | <b>136</b> | <b>0</b> | <b>43</b> | <b>57</b> | <b>15</b> | <b>669</b> | <b>8.1</b> | <b>-</b> |

### PLAYOFFS

| G       | Min. | FG | FGA | Pct. | 3FG  | 3FGA | PCT | FT   | FTA | Pct. | Off. | Def. | Tot. | Ast. | PF | Do. | StL. | TO | Blk. | Pts. | Avg. | HI |
|---------|------|----|-----|------|------|------|-----|------|-----|------|------|------|------|------|----|-----|------|----|------|------|------|----|
| 2006-07 | 5    | 82 | 10  | 26   | .385 | 5    | 13  | .385 | 0   | 0    | -    | 3    | 5    | 8    | 3  | -   | 2    | 0  | 0    | 25   | 5.0  | -  |

## CHRISTIAN EYENGA - 6-5, 210 - DEMOCRATIC REPUBLIC OF THE CONGO

JUNE 22, 1989

### REGULAR SEASON

| G       | Min. | FG | FGA | Pct. | 3FG  | 3FGA | PCT | FT   | FTA | Pct. | Off.  | Def. | Tot. | Ast. | PF | Do. | StL. | TO | Blk. | Pts. | Avg. | HI  |   |
|---------|------|----|-----|------|------|------|-----|------|-----|------|-------|------|------|------|----|-----|------|----|------|------|------|-----|---|
| 2011-12 | 1    | 19 | 3   | 6    | .500 | 0    | 1   | .000 | 2   | 2    | 1.000 | 1    | 1    | 2    | 1  | 0   | 0    | 0  | 1    | 1    | 8    | 8.0 | 8 |

### PLAYOFFS

| G       | Min. | FG | FGA | Pct. | 3FG  | 3FGA | PCT | FT | FTA | Pct.  | Off. | Def. | Tot. | Ast. | PF | Do. | StL. | TO | Blk. | Pts. | Avg. | HI |
|---------|------|----|-----|------|------|------|-----|----|-----|-------|------|------|------|------|----|-----|------|----|------|------|------|----|
| 2011-12 | 3    | 9  | 2   | 3    | .667 | 0    | 0   | 0  | 1   | 1.000 | 1    | 1    | 2    | 1    | 3  | 0   | 1    | 1  | 1    | 4    | 1.3  | -  |

## JOHN FAIRCHILD - 6-7 1/2, 205 - BRIGHAM YOUNG

APRIL 28, 1943

### REGULAR SEASON

| G       | Min. | FG  | FGA | Pct. | 3FG  | 3FGA | PCT | FT | FTA | Pct. | Off. | Def. | Tot. | Ast. | PF | Do. | StL. | TO | Blk. | Pts. | Avg. | HI |
|---------|------|-----|-----|------|------|------|-----|----|-----|------|------|------|------|------|----|-----|------|----|------|------|------|----|
| 1965-66 | 30   | 171 | 23  | 89   | .258 | -    | -   | 14 | 20  | .700 | -    | -    | 45   | 11   | 33 | 0   | -    | -  | -    | 60   | 2.0  | -  |

## JORDAN FARMAR - 6-2, 180 - UCLA

NOVEMBER 30, 1986

### REGULAR SEASON

| G          | Min.       | FG          | FGA        | Pct.        | 3FG         | 3FGA       | PCT        | FT          | FTA        | Pct.       | Off.        | Def.       | Tot.       | Ast.       | PF         | Do.        | StL.     | TO         | Blk.       | Pts.      | Avg.        | HI         |          |
|------------|------------|-------------|------------|-------------|-------------|------------|------------|-------------|------------|------------|-------------|------------|------------|------------|------------|------------|----------|------------|------------|-----------|-------------|------------|----------|
| 2006-07    | 72         | 1090        | 124        | 294         | .422        | 45         | 137        | .328        | 27         | 38         | .711        | 22         | 97         | 119        | 137        | 77         | 0        | 44         | 73         | 7         | 320         | 4.4        | 17       |
| 2007-08    | 82         | 1690        | 291        | 631         | .461        | 114        | 307        | .371        | 53         | 78         | .679        | 39         | 144        | 183        | 225        | 105        | 0        | 77         | 108        | 5         | 749         | 9.1        | 24       |
| 2008-09    | 65         | 1192        | 161        | 412         | .391        | 49         | 146        | .336        | 45         | 77         | .584        | 22         | 95         | 117        | 155        | 105        | 0        | 57         | 87         | 10        | 416         | 6.4        | 18       |
| 2009-10    | 82         | 1474        | 224        | 515         | .435        | 86         | 229        | .376        | 57         | 85         | .671        | 14         | 117        | 131        | 127        | 109        | 0        | 52         | 72         | 11        | 591         | 7.2        | 24       |
| 2013-14    | 41         | 912         | 151        | 364         | .415        | 70         | 160        | .438        | 44         | 59         | .746        | 20         | 84         | 104        | 199        | 65         | 0        | 38         | 95         | 8         | 416         | 10.1       | 30       |
| <b>TOT</b> | <b>342</b> | <b>6358</b> | <b>951</b> | <b>2216</b> | <b>.429</b> | <b>364</b> | <b>979</b> | <b>.372</b> | <b>226</b> | <b>337</b> | <b>.671</b> | <b>117</b> | <b>537</b> | <b>654</b> | <b>843</b> | <b>461</b> | <b>0</b> | <b>268</b> | <b>435</b> | <b>41</b> | <b>2492</b> | <b>7.3</b> | <b>-</b> |

### PLAYOFFS

| G          | Min.      | FG          | FGA        | Pct.       | 3FG         | 3FGA      | PCT        | FT          | FTA       | Pct.      | Off.        | Def.      | Tot.      | Ast.       | PF         | Do.      | StL.      | TO        | Blk.     | Pts.       | Avg.       | HI       |
|------------|-----------|-------------|------------|------------|-------------|-----------|------------|-------------|-----------|-----------|-------------|-----------|-----------|------------|------------|----------|-----------|-----------|----------|------------|------------|----------|
| 2006-07    | 5         | 114         | 12         | 28         | .429        | 2         | 10         | .200        | 6         | 7         | .857        | 1         | 13        | 14         | 8          | -        | 6         | 5         | 1        | 32         | 6.4        | -        |
| 2007-08    | 21        | 360         | 44         | 115        | .383        | 17        | 44         | .386        | 14        | 16        | .875        | 7         | 26        | 33         | 27         | -        | 7         | 17        | 4        | 119        | 5.7        | -        |
| 2008-09    | 20        | 260         | 34         | 87         | .391        | 12        | 39         | .308        | 14        | 19        | .737        | 5         | 23        | 28         | 33         | -        | 9         | 18        | 3        | 94         | 4.7        | -        |
| 2009-10    | 23        | 301         | 38         | 94         | .404        | 20        | 50         | .400        | 9         | 13        | .692        | 1         | 26        | 27         | 32         | -        | 17        | 20        | 0        | 105        | 4.6        | -        |
| <b>TOT</b> | <b>69</b> | <b>1036</b> | <b>128</b> | <b>324</b> | <b>.395</b> | <b>51</b> | <b>143</b> | <b>.356</b> | <b>43</b> | <b>55</b> | <b>.782</b> | <b>14</b> | <b>88</b> | <b>102</b> | <b>100</b> | <b>-</b> | <b>39</b> | <b>60</b> | <b>8</b> | <b>350</b> | <b>5.1</b> | <b>-</b> |

## RON FEIEREISEL - 6-3, 185 - DEPAUL

AUGUST 6, 1931

### REGULAR SEASON

| G       | Min. | FG | FGA | Pct. | 3FG  | 3FGA | PCT | FT | FTA | Pct. | Off. | Def. | Tot. | Ast. | PF | Do. | StL. | TO | Blk. | Pts. | Avg. | HI |
|---------|------|----|-----|------|------|------|-----|----|-----|------|------|------|------|------|----|-----|------|----|------|------|------|----|
| 1955-56 | 10   | 59 | 8   | 28   | .286 | -    | -   | 14 | 16  | .875 | -    | -    | 6    | 6    | 9  | 0   | -    | -  | -    | 30   | 3.0  | -  |

## RAY FELIX - 6-11, 220 - LONG ISLAND

DECEMBER 10, 1930

### REGULAR SEASON

| G          | Min.       | FG          | FGA        | Pct.        | 3FG         | 3FGA     | PCT      | FT         | FTA        | Pct.        | Off.     | Def.     | Tot.        | Ast.       | PF         | Do.       | StL.     | TO       | Blk.     | Pts.        | Avg.       | HI       |
|------------|------------|-------------|------------|-------------|-------------|----------|----------|------------|------------|-------------|----------|----------|-------------|------------|------------|-----------|----------|----------|----------|-------------|------------|----------|
| 1959-60    | 31         | 696         | 105        | 261         | .402        | -        | -        | 51         | 79         | .646        | -        | -        | 258         | 29         | 133        | -         | -        | -        | -        | 261         | 8.4        | -        |
| 1960-61    | 78         | 1510        | 189        | 508         | .372        | -        | -        | 135        | 193        | .699        | -        | -        | 539         | 37         | 302        | 12        | -        | -        | -        | 513         | 6.6        | -        |
| 1961-62    | 80         | 1478        | 171        | 398         | .430        | -        | -        | 90         | 130        | .692        | -        | -        | 473         | 55         | 266        | 6         | -        | -        | -        | 432         | 5.4        | -        |
| <b>TOT</b> | <b>189</b> | <b>3684</b> | <b>465</b> | <b>1167</b> | <b>.398</b> | <b>-</b> | <b>-</b> | <b>276</b> | <b>402</b> | <b>.687</b> | <b>-</b> | <b>-</b> | <b>1270</b> | <b>121</b> | <b>701</b> | <b>18</b> | <b>-</b> | <b>-</b> | <b>-</b> | <b>1206</b> | <b>6.4</b> | <b>-</b> |

### PLAYOFFS

| G          | Min.      | FG         | FGA       | Pct.       | 3FG         | 3FGA     | PCT      | FT        | FTA        | Pct.        | Off.     | Def.     | Tot.       | Ast.      | PF       | Do.      | StL.     | TO       | Blk.     | Pts.       | Avg.       | HI       |
|------------|-----------|------------|-----------|------------|-------------|----------|----------|-----------|------------|-------------|----------|----------|------------|-----------|----------|----------|----------|----------|----------|------------|------------|----------|
| 1959-60    | 8         | 147        | 17        | 41         | .415        | -        | -        | 18        | 25         | .720        | -        | -        | 53         | 9         | -        | -        | -        | -        | -        | 52         | 6.5        | -        |
| 1960-61    | 12        | 339        | 46        | 109        | .422        | -        | -        | 30        | 39         | .769        | -        | -        | 125        | 10        | -        | -        | -        | -        | -        | 122        | 10.2       | -        |
| 1961-62    | 13        | 242        | 29        | 59         | .492        | -        | -        | 26        | 38         | .684        | -        | -        | 77         | 7         | -        | -        | -        | -        | -        | 84         | 6.5        | -        |
| <b>TOT</b> | <b>33</b> | <b>728</b> | <b>92</b> | <b>209</b> | <b>.440</b> | <b>-</b> | <b>-</b> | <b>74</b> | <b>102</b> | <b>.725</b> | <b>-</b> | <b>-</b> | <b>255</b> | <b>26</b> | <b>-</b> | <b>-</b> | <b>-</b> | <b>-</b> | <b>-</b> | <b>258</b> | <b>7.8</b> | <b>-</b> |





# ALL-TIME ROSTER WITH STATISTICS



## ARNIE FERRIN - 6-4, 180 - UTAH

JULY 29, 1925

### REGULAR SEASON

| G          | Min.       | FG       | FGA        | Pct.        | 3FG         | 3FGA     | PCT      | FT       | FTA        | Pct.       | Off.        | Def.     | Tot.     | Ast.       | PF         | Dq.        | StL.     | TO       | Blk.     | Prs.     | Avg.     | HI          |            |
|------------|------------|----------|------------|-------------|-------------|----------|----------|----------|------------|------------|-------------|----------|----------|------------|------------|------------|----------|----------|----------|----------|----------|-------------|------------|
| 1948-49    | 47         | -        | 130        | 378         | .344        | -        | -        | -        | 85         | 128        | .664        | -        | -        | -          | 76         | 142        | -        | -        | -        | -        | -        | 345         | 7.3        |
| 1949-50    | 63         | -        | 132        | 396         | .333        | -        | -        | -        | 76         | 109        | .697        | -        | -        | -          | 95         | 147        | -        | -        | -        | -        | -        | 340         | 5.4        |
| 1950-51    | 68         | -        | 119        | 373         | .319        | -        | -        | -        | 114        | 164        | .695        | -        | -        | -          | 271        | 107        | 220      | 8        | -        | -        | -        | 352         | 5.2        |
| <b>TOT</b> | <b>178</b> | <b>-</b> | <b>381</b> | <b>1147</b> | <b>.332</b> | <b>-</b> | <b>-</b> | <b>-</b> | <b>275</b> | <b>401</b> | <b>.686</b> | <b>-</b> | <b>-</b> | <b>271</b> | <b>278</b> | <b>509</b> | <b>8</b> | <b>-</b> | <b>-</b> | <b>-</b> | <b>-</b> | <b>1037</b> | <b>4.0</b> |

### PLAYOFFS

| G          | Min.      | FG       | FGA       | Pct.       | 3FG         | 3FGA     | PCT      | FT       | FTA       | Pct.      | Off.        | Def.     | Tot.     | Ast.     | PF        | Dq.      | StL.     | TO       | Blk.     | Prs.     | Avg.     | HI         |            |
|------------|-----------|----------|-----------|------------|-------------|----------|----------|----------|-----------|-----------|-------------|----------|----------|----------|-----------|----------|----------|----------|----------|----------|----------|------------|------------|
| 1948-49    | 10        | -        | 26        | 77         | .338        | -        | -        | -        | 30        | 45        | .667        | -        | -        | -        | 21        | -        | -        | -        | -        | -        | -        | 82         | 8.2        |
| 1949-50    | 12        | -        | 33        | 97         | .340        | -        | -        | -        | 16        | 29        | .552        | -        | -        | -        | 30        | -        | -        | -        | -        | -        | -        | 82         | 6.8        |
| 1950-51    | 7         | -        | 12        | 36         | .333        | -        | -        | -        | 17        | 18        | .944        | -        | -        | -        | 33        | 16       | -        | -        | -        | -        | -        | 41         | 5.9        |
| <b>TOT</b> | <b>29</b> | <b>-</b> | <b>71</b> | <b>210</b> | <b>.338</b> | <b>-</b> | <b>-</b> | <b>-</b> | <b>63</b> | <b>92</b> | <b>.685</b> | <b>-</b> | <b>-</b> | <b>-</b> | <b>67</b> | <b>-</b> | <b>-</b> | <b>-</b> | <b>-</b> | <b>-</b> | <b>-</b> | <b>205</b> | <b>7.1</b> |

## HENRY FINKEL - 7-0, 240 - DAYTON

APRIL 20, 1942

### REGULAR SEASON

| G       | Min. | FG  | FGA | Pct. | 3FG  | 3FGA | PCT | FT | FTA | Pct. | Off. | Def. | Tot. | Ast. | PF | Dq. | StL. | TO | Blk. | Prs. | Avg. | HI  |   |
|---------|------|-----|-----|------|------|------|-----|----|-----|------|------|------|------|------|----|-----|------|----|------|------|------|-----|---|
| 1966-67 | 27   | 141 | 17  | 47   | .362 | -    | -   | -  | 7   | 12   | .583 | -    | -    | 64   | 5  | 39  | 1    | -  | -    | -    | 41   | 1.5 | - |

## DEREK FISHER - 6-1, 210 - ARKANSAS-LITTLE ROCK

AUGUST 9, 1974

### REGULAR SEASON

| G          | Min.       | FG           | FGA         | Pct.        | 3FG         | 3FGA       | PCT         | FT          | FTA         | Pct.        | Off.        | Def.       | Tot.        | Ast.        | PF          | Dq.         | StL.     | TO         | Blk.       | Prs.      | Avg.        | HI         |          |
|------------|------------|--------------|-------------|-------------|-------------|------------|-------------|-------------|-------------|-------------|-------------|------------|-------------|-------------|-------------|-------------|----------|------------|------------|-----------|-------------|------------|----------|
| 1996-97    | 80         | 921          | 104         | 262         | .397        | 22         | 73          | .301        | 79          | 120         | .658        | 25         | 72          | 97          | 119         | 87          | 0        | 41         | 71         | 5         | 309         | 3.9        | 21       |
| 1997-98    | 80         | 1160         | 164         | 378         | .434        | 31         | 81          | .383        | 115         | 152         | .757        | 38         | 155         | 193         | 333         | 126         | 1        | 75         | 119        | 5         | 474         | 5.8        | 21       |
| 1998-99    | 50         | 1131         | 99          | 263         | .376        | 38         | 97          | .392        | 60          | 79          | .759        | 21         | 70          | 91          | 197         | 95          | 0        | 61         | 77         | 1         | 296         | 5.9        | 20       |
| 1999-00    | 78         | 1803         | 167         | 483         | .346        | 52         | 166         | .313        | 105         | 145         | .724        | 22         | 121         | 143         | 216         | 150         | 1        | 80         | 75         | 3         | 491         | 6.3        | 20       |
| 2000-01    | 20         | 709          | 77          | 187         | .412        | 25         | 63          | .397        | 50          | 62          | .806        | 5          | 54          | 59          | 87          | 50          | 0        | 39         | 29         | 2         | 229         | 11.5       | 26       |
| 2001-02    | 70         | 1974         | 274         | 666         | .411        | 144        | 349         | .413        | 94          | 111         | .847        | 15         | 131         | 146         | 181         | 121         | 0        | 66         | 62         | 9         | 786         | 11.2       | 28       |
| 2002-03    | 82         | 2829         | 339         | 775         | .437        | 85         | 212         | .401        | 100         | 125         | .800        | 40         | 199         | 239         | 298         | 194         | 4        | 93         | 94         | 15        | 863         | 10.5       | 24       |
| 2003-04    | 82         | 1769         | 203         | 576         | .352        | 52         | 179         | .291        | 122         | 153         | .797        | 30         | 122         | 152         | 187         | 115         | 0        | 103        | 79         | 4         | 580         | 7.1        | 18       |
| 2007-08    | 82         | 2249         | 339         | 777         | .436        | 112        | 276         | .406        | 166         | 188         | .883        | 24         | 146         | 170         | 239         | 188         | 0        | 86         | 90         | 3         | 956         | 11.7       | 28       |
| 2008-09    | 82         | 2441         | 292         | 688         | .424        | 120        | 302         | .397        | 110         | 130         | .846        | 25         | 163         | 188         | 261         | 187         | 0        | 95         | 72         | 6         | 814         | 9.9        | 27       |
| 2009-10    | 82         | 2227         | 212         | 558         | .388        | 78         | 224         | .348        | 113         | 132         | .856        | 25         | 145         | 170         | 202         | 1           | 90       | 78         | 9          | 615       | 7.5         | 15         |          |
| 2010-11    | 82         | 2297         | 206         | 529         | .389        | 63         | 159         | .396        | 83          | 103         | .806        | 14         | 138         | 152         | 224         | 192         | 0        | 99         | 70         | 8         | 558         | 6.8        | 19       |
| 2011-12    | 43         | 1101         | 92          | 240         | .383        | 24         | 74          | .324        | 44          | 53          | .830        | 10         | 82          | 92          | 142         | 85          | 1        | 40         | 58         | 3         | 252         | 5.9        | 15       |
| <b>TOT</b> | <b>915</b> | <b>23211</b> | <b>2568</b> | <b>6382</b> | <b>.402</b> | <b>846</b> | <b>2255</b> | <b>.375</b> | <b>1241</b> | <b>1553</b> | <b>.799</b> | <b>294</b> | <b>1598</b> | <b>1892</b> | <b>2685</b> | <b>1793</b> | <b>8</b> | <b>968</b> | <b>974</b> | <b>73</b> | <b>7223</b> | <b>7.9</b> | <b>-</b> |

### PLAYOFFS

| G          | Min.       | FG          | FGA        | Pct.        | 3FG         | 3FGA       | PCT        | FT          | FTA        | Pct.       | Off.        | Def.      | Tot.       | Ast.       | PF         | Dq.      | StL.     | TO         | Blk.       | Prs.      | Avg.        | HI         |          |
|------------|------------|-------------|------------|-------------|-------------|------------|------------|-------------|------------|------------|-------------|-----------|------------|------------|------------|----------|----------|------------|------------|-----------|-------------|------------|----------|
| 1996-97    | 6          | 34          | 3          | 11          | .273        | 0          | 5          | .000        | 2          | 3          | .667        | 0         | 3          | 3          | 6          | -        | -        | 1          | 6          | 0         | 8           | 1.3        | -        |
| 1997-98    | 13         | 278         | 27         | 68          | .397        | 6          | 20         | .300        | 18         | 29         | .621        | 2         | 23         | 25         | 49         | -        | -        | 17         | 15         | 0         | 78          | 6.0        | -        |
| 1998-99    | 8          | 238         | 28         | 67          | .418        | 10         | 29         | .345        | 12         | 15         | .800        | 6         | 23         | 29         | 39         | -        | -        | 8          | 11         | 0         | 78          | 9.8        | -        |
| 1999-00    | 21         | 322         | 34         | 79          | .430        | 12         | 29         | .414        | 19         | 25         | .760        | 4         | 18         | 22         | 41         | -        | -        | 11         | 9          | 1         | 99          | 4.7        | -        |
| 2000-01    | 16         | 576         | 77         | 159         | .484        | 35         | 68         | .515        | 26         | 34         | .765        | 5         | 56         | 61         | 48         | -        | -        | 21         | 12         | 1         | 215         | 13.4       | -        |
| 2001-02    | 19         | 649         | 60         | 168         | .357        | 29         | 81         | .358        | 44         | 56         | .786        | 10        | 52         | 62         | 52         | -        | -        | 19         | 20         | 1         | 193         | 10.2       | -        |
| 2002-03    | 12         | 424         | 53         | 102         | .520        | 29         | 47         | .617        | 18         | 22         | .818        | 5         | 31         | 36         | 22         | -        | -        | 18         | 18         | 1         | 153         | 12.8       | -        |
| 2003-04    | 22         | 506         | 60         | 148         | .405        | 23         | 55         | .418        | 23         | 35         | .657        | 10        | 46         | 56         | 49         | -        | -        | 18         | 19         | 0         | 166         | 7.5        | -        |
| 2007-08    | 21         | 663         | 66         | 146         | .452        | 22         | 50         | .440        | 61         | 73         | .836        | 2         | 45         | 47         | 52         | -        | -        | 43         | 20         | 3         | 215         | 10.2       | -        |
| 2008-09    | 22         | 635         | 63         | 160         | .394        | 19         | 67         | .284        | 31         | 36         | .861        | 7         | 38         | 45         | 49         | -        | -        | 21         | 24         | 1         | 176         | 8.0        | -        |
| 2009-10    | 23         | 754         | 82         | 183         | .448        | 27         | 75         | .360        | 46         | 56         | .821        | 9         | 49         | 58         | 64         | -        | -        | 28         | 36         | 1         | 237         | 10.3       | -        |
| 2010-11    | 10         | 325         | 29         | 67          | .433        | 7          | 17         | .412        | 17         | 21         | .810        | 1         | 26         | 27         | 36         | -        | -        | 14         | 8          | 2         | 82          | 8.2        | -        |
| <b>TOT</b> | <b>193</b> | <b>5404</b> | <b>582</b> | <b>1358</b> | <b>.429</b> | <b>219</b> | <b>543</b> | <b>.403</b> | <b>317</b> | <b>405</b> | <b>.783</b> | <b>61</b> | <b>410</b> | <b>471</b> | <b>507</b> | <b>-</b> | <b>-</b> | <b>219</b> | <b>198</b> | <b>11</b> | <b>1700</b> | <b>8.8</b> | <b>-</b> |

## ED FLEMING - 6-3, 190 - NIAGARA

JULY 25, 1933

### REGULAR SEASON

| G          | Min.       | FG          | FGA        | Pct.        | 3FG         | 3FGA     | PCT      | FT       | FTA        | Pct.       | Off.        | Def.     | Tot.     | Ast.       | PF         | Dq.        | StL.     | TO       | Blk.     | Prs.     | Avg.        | HI         |          |
|------------|------------|-------------|------------|-------------|-------------|----------|----------|----------|------------|------------|-------------|----------|----------|------------|------------|------------|----------|----------|----------|----------|-------------|------------|----------|
| 1957-58    | 72         | 1686        | 226        | 655         | .345        | -        | -        | -        | 181        | 255        | .710        | -        | -        | 492        | 139        | 222        | 5        | -        | -        | -        | 633         | 8.8        | -        |
| 1958-59    | 71         | 1132        | 162        | 419         | .387        | -        | -        | -        | 137        | 190        | .721        | -        | -        | 281        | 89         | 148        | 1        | -        | -        | -        | 461         | 6.5        | -        |
| 1959-60    | 27         | 413         | 59         | 141         | .418        | -        | -        | -        | 53         | 69         | .768        | -        | -        | 87         | 38         | 46         | 0        | -        | -        | -        | 171         | 6.3        | -        |
| <b>TOT</b> | <b>170</b> | <b>3231</b> | <b>447</b> | <b>1215</b> | <b>.368</b> | <b>-</b> | <b>-</b> | <b>-</b> | <b>371</b> | <b>514</b> | <b>.722</b> | <b>-</b> | <b>-</b> | <b>860</b> | <b>266</b> | <b>416</b> | <b>6</b> | <b>-</b> | <b>-</b> | <b>-</b> | <b>1265</b> | <b>7.4</b> | <b>-</b> |

### PLAYOFFS

| G       | Min. | FG  | FGA | Pct. | 3FG  | 3FGA | PCT | FT | FTA | Pct. | Off. | Def. | Tot. | Ast. | PF | Dq. | StL. | TO | Blk. | Prs. | Avg. | HI  |   |
|---------|------|-----|-----|------|------|------|-----|----|-----|------|------|------|------|------|----|-----|------|----|------|------|------|-----|---|
| 1958-59 | 13   | 178 | 27  | 77   | .351 | -    | -   | -  | 22  | 25   | .880 | -    | -    | 39   | 18 | -   | -    | -  | -    | -    | 76   | 5.8 | - |

## DON FORD - 6-8 1/2, 215 - CAL-SANTA BARBARA

DECEMBER 31, 1952

### REGULAR SEASON

| G       | Min. | FG   | FGA | Pct. | 3FG  | 3FGA | PCT | FT | FTA | Pct. | Off. | Def. | Tot. | Ast. | PF  | Dq. | StL. | TO | Blk. | Prs. | Avg. | HI  |     |    |
|---------|------|------|-----|------|------|------|-----|----|-----|------|------|------|------|------|-----|-----|------|----|------|------|------|-----|-----|----|
| 1975-76 | 76   | 1838 | 311 | 710  | .438 | -    | -   | -  | 104 | 139  | .748 | 118  | 215  | 333  | 111 | 186 | 3    | 50 | -    | -    | 14   | 726 | 9.6 | 25 |
| 1976-77 | 82   | 1782 | 262 | 570  | .460 | -    | -   | -  | 73  | 102  | .716 | 105  | 248  | 353  | 133 | 170 | 0    | 60 | -    | -    | 21   | 597 | 7.3 | 19 |
| 1977-78 | 79   | 1945 | 272 | 576  | .472 | -    | -   | -  | 68  | 90   | .756 | 106  | 247  | 353  | 142 | 210 | 1    | 68 | 88   | 46   | 612  | 7.7 | 22  |    |
| 1978-79 | 79   | 1540 | 228 | 450  | .507 | -    | -   | -  | 72  | 89   | .809 | 83   | 185  | 268  | 101 | 177 |      |    |      |      |      |     |     |    |



# ALL-TIME ROSTER WITH STATISTICS

## DONALD FORMAN - 6-1, 175 - NEW YORK UNIVERSITY

JANUARY 17, 1926

### REGULAR SEASON

| G       | Min. | FG | FGA | Pct. | 3FG  | 3FGA | PCT | FT | FTA | Pct. | Off. | Def. | Tot. | Ast. | PF | Do. | StL. | TO | Blk. | Pts. | Avg. | HI  |   |
|---------|------|----|-----|------|------|------|-----|----|-----|------|------|------|------|------|----|-----|------|----|------|------|------|-----|---|
| 1948-49 | 44   | -  | 68  | 231  | .294 | -    | -   | -  | 43  | 67   | .642 | -    | -    | -    | 74 | 94  | -    | -  | -    | -    | 179  | 4.1 | - |

### PLAYOFFS

| G       | Min. | FG | FGA | Pct. | 3FG | 3FGA | PCT | FT | FTA | Pct. | Off. | Def. | Tot. | Ast. | PF | Do. | StL. | TO | Blk. | Pts. | Avg. | HI |
|---------|------|----|-----|------|-----|------|-----|----|-----|------|------|------|------|------|----|-----|------|----|------|------|------|----|
| 1948-49 | 9    | 3  | 20  | 150  | -   | -    | -   | 7  | 11  | .636 | -    | -    | -    | 7    | 11 | -   | -    | -  | -    | 13   | 1.4  | -  |

## GREG FOSTER - 6-11, 250 - TEXAS-EL PASO

OCTOBER 3, 1968

### REGULAR SEASON

| G       | Min. | FG  | FGA | Pct. | 3FG  | 3FGA | PCT | FT   | FTA | Pct. | Off. | Def. | Tot. | Ast. | PF | Do. | StL. | TO | Blk. | Pts. | Avg. | HI  |    |
|---------|------|-----|-----|------|------|------|-----|------|-----|------|------|------|------|------|----|-----|------|----|------|------|------|-----|----|
| 2000-01 | 62   | 451 | 56  | 133  | .421 | 3    | -   | .333 | 10  | 14   | .714 | 29   | 83   | 112  | 32 | 76  | 0    | 9  | 25   | 12   | 125  | 2.0 | 13 |

### PLAYOFFS

| G       | Min. | FG | FGA | Pct. | 3FG | 3FGA | PCT | FT | FTA | Pct. | Off. | Def. | Tot. | Ast. | PF | Do. | StL. | TO | Blk. | Pts. | Avg. | HI |
|---------|------|----|-----|------|-----|------|-----|----|-----|------|------|------|------|------|----|-----|------|----|------|------|------|----|
| 2000-01 | 1    | 3  | 0   | 0    | -   | 0    | 0   | -  | 0   | 0    | -    | 0    | 1    | 1    | 0  | -   | 0    | 0  | 0    | 0    | 0.0  | -  |

## LARRY FOUST - 6-9, 250 - LA SALLE

JUNE 24, 1928

### REGULAR SEASON

| G        | Min. | FG   | FGA  | Pct. | 3FG  | 3FGA | PCT | FT | FTA | Pct. | Off. | Def. | Tot. | Ast. | PF  | Do. | StL. | TO | Blk. | Pts. | Avg. | HI   |   |
|----------|------|------|------|------|------|------|-----|----|-----|------|------|------|------|------|-----|-----|------|----|------|------|------|------|---|
| 1957-58  | 72   | 2200 | 391  | 982  | .398 | -    | -   | -  | 428 | 566  | .756 | -    | -    | 876  | 108 | 299 | 11   | -  | -    | -    | 1210 | 16.8 | - |
| 1958-59  | 72   | 1933 | 301  | 771  | .390 | -    | -   | -  | 280 | 366  | .765 | -    | -    | 627  | 91  | 233 | 5    | -  | -    | -    | 882  | 12.3 | - |
| 1959-60* | 72   | 1964 | 312  | 766  | .407 | -    | -   | -  | 253 | 320  | .791 | -    | -    | 621  | 96  | 241 | 7    | -  | -    | -    | 877  | 12.2 | - |
| TOT      | 216  | 6097 | 1004 | 2519 | .399 | -    | -   | -  | 961 | 1252 | .768 | -    | -    | 2124 | 295 | 773 | 23   | -  | -    | -    | 2969 | 13.7 | - |

### PLAYOFFS

| G       | Min. | FG  | FGA | Pct. | 3FG  | 3FGA | PCT | FT | FTA | Pct. | Off. | Def. | Tot. | Ast. | PF | Do. | StL. | TO | Blk. | Pts. | Avg. | HI   |   |
|---------|------|-----|-----|------|------|------|-----|----|-----|------|------|------|------|------|----|-----|------|----|------|------|------|------|---|
| 1958-59 | 13   | 404 | 56  | 134  | .418 | -    | -   | -  | 41  | 50   | .820 | -    | -    | 136  | 12 | -   | -    | -  | -    | -    | 153  | 11.8 | - |

## RICK FOX - 6-7, 235 - NORTH CAROLINA

JULY 24, 1969

### REGULAR SEASON

| G       | Min. | FG    | FGA  | Pct. | 3FG  | 3FGA | PCT  | FT   | FTA | Pct. | Off. | Def. | Tot. | Ast. | PF   | Do.  | StL. | TO  | Blk. | Pts. | Avg. | HI   |    |
|---------|------|-------|------|------|------|------|------|------|-----|------|------|------|------|------|------|------|------|-----|------|------|------|------|----|
| 1997-98 | 82   | 2709  | 363  | 771  | .471 | 86   | 265  | .325 | 171 | 230  | .743 | 78   | 280  | 358  | 276  | 309  | 4    | 100 | 201  | 48   | 983  | 12.0 | 31 |
| 1998-99 | 44   | 944   | 148  | 330  | .448 | 32   | 95   | .337 | 66  | 89   | .742 | 26   | 63   | 89   | 89   | 114  | 1    | 28  | 56   | 10   | 394  | 9.0  | 24 |
| 1999-00 | 82   | 1473  | 206  | 498  | .414 | 59   | 181  | .326 | 63  | 78   | .808 | 63   | 135  | 198  | 138  | 203  | 1    | 52  | 87   | 26   | 534  | 6.5  | 20 |
| 2000-01 | 82   | 2291  | 287  | 646  | .444 | 118  | 300  | .393 | 95  | 122  | .779 | 80   | 245  | 325  | 262  | 225  | 1    | 70  | 136  | 29   | 787  | 9.6  | 22 |
| 2001-02 | 82   | 2289  | 255  | 605  | .421 | 65   | 208  | .313 | 70  | 85   | .824 | 90   | 299  | 389  | 283  | 244  | 2    | 67  | 132  | 21   | 645  | 7.9  | 18 |
| 2002-03 | 76   | 2181  | 262  | 621  | .422 | 105  | 280  | .375 | 52  | 69   | .754 | 64   | 259  | 323  | 253  | 215  | 4    | 69  | 121  | 14   | 681  | 9.0  | 23 |
| 2003-04 | 38   | 846   | 73   | 186  | .392 | 15   | 61   | .246 | 22  | 30   | .733 | 29   | 73   | 102  | 98   | 99   | 2    | 29  | 48   | 4    | 183  | 4.8  | 11 |
| TOT     | 486  | 12733 | 1594 | 3657 | .436 | 480  | 1390 | .345 | 539 | 703  | .767 | 430  | 1354 | 1764 | 1399 | 1409 | 15   | 415 | 781  | 152  | 4207 | 8.7  | -  |

### PLAYOFFS

| G       | Min. | FG   | FGA | Pct. | 3FG  | 3FGA | PCT | FT   | FTA | Pct. | Off.  | Def. | Tot. | Ast. | PF  | Do. | StL. | TO | Blk. | Pts. | Avg. | HI   |   |
|---------|------|------|-----|------|------|------|-----|------|-----|------|-------|------|------|------|-----|-----|------|----|------|------|------|------|---|
| 1997-98 | 13   | 428  | 51  | 114  | .447 | 21   | 53  | .396 | 19  | 23   | .826  | 18   | 40   | 58   | 51  | -   | -    | 11 | 21   | 3    | 142  | 10.9 | - |
| 1998-99 | 8    | 181  | 24  | 60   | .400 | 4    | 21  | .190 | 1   | 1    | 1.000 | 9    | 13   | 22   | 12  | -   | -    | 4  | 14   | 5    | 53   | 6.6  | - |
| 1999-00 | 23   | 331  | 33  | 73   | .452 | 18   | 39  | .462 | 16  | 21   | .762  | 11   | 27   | 38   | 28  | -   | -    | 9  | 16   | 0    | 100  | 4.3  | - |
| 2000-01 | 16   | 573  | 58  | 129  | .450 | 18   | 57  | .316 | 26  | 30   | .867  | 13   | 66   | 79   | 57  | -   | -    | 31 | 36   | 7    | 160  | 10.0 | - |
| 2001-02 | 19   | 652  | 67  | 139  | .482 | 15   | 43  | .349 | 37  | 49   | .755  | 24   | 78   | 102  | 64  | -   | -    | 21 | 45   | 6    | 186  | 9.8  | - |
| 2002-03 | 4    | 79   | 8   | 18   | .444 | 5    | 10  | .500 | 3   | 4    | .750  | 2    | 4    | 6    | 7   | -   | -    | 1  | 4    | 1    | 24   | 6.0  | - |
| 2003-04 | 16   | 145  | 8   | 20   | .400 | 1    | 7   | .143 | 1   | 2    | .500  | 6    | 17   | 23   | 18  | -   | -    | 3  | 9    | 2    | 18   | 1.1  | - |
| TOT     | 99   | 2389 | 249 | 553  | .450 | 82   | 230 | .357 | 103 | 130  | .792  | 83   | 245  | 328  | 237 | -   | -    | 80 | 145  | 24   | 683  | 6.9  | - |

## DONNIE FREEMAN - 6-3, 185 - ILLINOIS

JULY 18, 1944

### REGULAR SEASON

| G       | Min. | FG   | FGA | Pct. | 3FG  | 3FGA | PCT | FT | FTA | Pct. | Off. | Def. | Tot. | Ast. | PF  | Do. | StL. | TO | Blk. | Pts. | Avg. | HI   |    |
|---------|------|------|-----|------|------|------|-----|----|-----|------|------|------|------|------|-----|-----|------|----|------|------|------|------|----|
| 1975-76 | 64   | 1480 | 263 | 606  | .434 | -    | -   | -  | 163 | 199  | .819 | 72   | 108  | 180  | 171 | 160 | 1    | 57 | -    | 11   | 689  | 10.8 | 25 |

## JAMES FRITSCHKE - 6-8, 210 - HAMLINE

DECEMBER 10, 1931

### REGULAR SEASON

| G        | Min. | FG   | FGA | Pct. | 3FG  | 3FGA | PCT | FT | FTA | Pct. | Off. | Def. | Tot. | Ast. | PF | Do. | StL. | TO | Blk. | Pts. | Avg. | HI  |   |
|----------|------|------|-----|------|------|------|-----|----|-----|------|------|------|------|------|----|-----|------|----|------|------|------|-----|---|
| 1953-54* | 68   | 1221 | 116 | 379  | .306 | -    | -   | -  | 49  | 68   | .721 | -    | -    | 217  | 73 | 103 | 0    | -  | -    | -    | 281  | 4.1 | - |

## EARL "RED" GARDNER - 6-3, 195 - DEPAUW

SEPTEMBER 18, 1923

### REGULAR SEASON

| G       | Min. | FG | FGA | Pct. | 3FG  | 3FGA | PCT | FT | FTA | Pct. | Off. | Def. | Tot. | Ast. | PF | Do. | StL. | TO | Blk. | Pts. | Avg. | HI  |   |
|---------|------|----|-----|------|------|------|-----|----|-----|------|------|------|------|------|----|-----|------|----|------|------|------|-----|---|
| 1948-49 | 50   | -  | 38  | 101  | .376 | -    | -   | -  | 13  | 28   | .464 | -    | -    | -    | 19 | 50  | -    | -  | -    | -    | 89   | 1.8 | - |

## DICK GARMAKER - 6-3, 205 - MINNESOTA

OCTOBER 29, 1932

### REGULAR SEASON

| G       | Min. | FG   | FGA  | Pct. | 3FG  | 3FGA | PCT | FT | FTA  | Pct. | Off. | Def. | Tot. | Ast. | PF  | Do. | StL. | TO | Blk. | Pts. | Avg. | HI   |   |
|---------|------|------|------|------|------|------|-----|----|------|------|------|------|------|------|-----|-----|------|----|------|------|------|------|---|
| 1955-56 | 68   | 870  | 138  | 373  | .370 | -    | -   | -  | 112  | 139  | .806 | -    | -    | 132  | 104 | 127 | 0    | -  | -    | -    | 388  | 5.7  | - |
| 1956-57 | 72   | 2406 | 406  | 1015 | .400 | -    | -   | -  | 365  | 435  | .839 | -    | -    | 336  | 190 | 199 | 1    | -  | -    | -    | 1177 | 16.3 | - |
| 1957-58 | 68   | 2216 | 390  | 988  | .395 | -    | -   | -  | 314  | 411  | .764 | -    | -    | 365  | 183 | 190 | 2    | -  | -    | -    | 1094 | 16.1 | - |
| 1958-59 | 72   | 2493 | 350  | 885  | .395 | -    | -   | -  | 284  | 368  | .772 | -    | -    | 325  | 211 | 226 | 3    | -  | -    | -    | 984  | 13.7 | - |
| 1959-60 | 44   | 1187 | 198  | 525  | .377 | -    | -   | -  | 117  | 163  | .718 | -    | -    | 189  | 133 | 126 | -    | -  | -    | -    | 513  | 11.7 | - |
| TOT     | 324  | 9172 | 1482 | 3786 | .391 | -    | -   | -  | 1192 | 1516 | .786 | -    | -    | 1347 | 821 | 868 | 6    | -  | -    | -    | 4156 | 12.8 | - |

### PLAYOFFS

| G       | Min. | FG  | FGA | Pct. | 3FG  | 3FGA | PCT | FT | FTA | Pct. | Off. | Def. | Tot. | Ast. | PF | Do. | StL. | TO | Blk. | Pts. | Avg. | HI   |   |
|---------|------|-----|-----|------|------|------|-----|----|-----|------|------|------|------|------|----|-----|------|----|------|------|------|------|---|
| 1955-56 | 3    | 42  | 7   | 19   | .368 | -    | -   | -  | 16  | 17   | .941 | -    | -    | 8    | 11 | -   | -    | -  | -    | -    | 30   | 10.0 | - |
| 1956-57 | 5    | 187 | 19  | 69   | .275 | -    | -   | -  | 27  | 32   | .844 | -    | -    | 35   | 17 | -   | -    | -  | -    | -    | 65   | 13.0 | - |
| 1958-59 | 13   | 439 | 70  | 165  | .424 | -    | -   | -  | 49  | 63   | .778 | -    | -    | 55   | 39 | -   | -    | -  | -    | -    | 189  | 14.5 | - |
| TOT     | 21   | 668 | 96  | 253  | .379 | -    | -   | -  | 92  | 112  | .821 | -    | -    | 98   | 67 | -   | -    | -  | -    | -    | 284  | 13.5 | - |



# ALL-TIME ROSTER WITH STATISTICS



## **CALVIN GARRETT - 6-7, 190 - ORAL ROBERTS**

**JULY 11, 1956**

### **REGULAR SEASON**

| G       | Min. | FG  | FGA | Pct. | 3FG  | 3FGA | PCT | FT   | FTA | Pct. | Off. | Def. | Tot. | Ast. | PF | Dq. | Stl. | TO | Blk. | Pts. | Avg. | Hi  |    |
|---------|------|-----|-----|------|------|------|-----|------|-----|------|------|------|------|------|----|-----|------|----|------|------|------|-----|----|
| 1983-84 | 41   | 478 | 78  | 152  | .513 | 2    | 6   | .333 | 30  | 39   | .769 | 24   | 47   | 71   | 31 | 62  | 2    | 12 | 34   | 2    | 188  | 4.6 | 16 |

## **DICK GARRETT - 6-3, 185 - SOUTHERN ILLINOIS**

**JANUARY 31, 1947**

### **REGULAR SEASON**

| G       | Min. | FG   | FGA | Pct. | 3FG  | 3FGA | PCT | FT  | FTA | Pct. | Off. | Def. | Tot. | Ast. | PF  | Dq. | Stl. | TO | Blk. | Pts. | Avg. | Hi   |   |
|---------|------|------|-----|------|------|------|-----|-----|-----|------|------|------|------|------|-----|-----|------|----|------|------|------|------|---|
| 1969-70 | 73   | 2318 | 354 | 816  | .434 | -    | -   | 138 | 162 | .852 | -    | -    | 235  | 180  | 236 | 5   | -    | -  | -    | -    | 846  | 11.6 | - |

### **PLAYOFFS**

| G       | Min. | FG  | FGA | Pct. | 3FG  | 3FGA | PCT | FT | FTA | Pct. | Off. | Def. | Tot. | Ast. | PF | Dq. | Stl. | TO | Blk. | Pts. | Avg. | Hi   |   |
|---------|------|-----|-----|------|------|------|-----|----|-----|------|------|------|------|------|----|-----|------|----|------|------|------|------|---|
| 1969-70 | 18   | 595 | 101 | 198  | .510 | -    | -   | 28 | 32  | .875 | -    | -    | 52   | 39   | -  | -   | -    | -  | -    | -    | 230  | 12.8 | - |

## **PAU GASOL - 7-0, 275 - SPAIN**

**JULY 6, 1980**

### **REGULAR SEASON**

| G          | Min.       | FG           | FGA         | Pct.        | 3FG         | 3FGA      | PCT       | FT          | FTA         | Pct.        | Off.        | Def.        | Tot.        | Ast.        | PF          | Dq.        | Stl.     | TO         | Blk.       | Pts.       | Avg.        | Hi          |          |
|------------|------------|--------------|-------------|-------------|-------------|-----------|-----------|-------------|-------------|-------------|-------------|-------------|-------------|-------------|-------------|------------|----------|------------|------------|------------|-------------|-------------|----------|
| 2007-08    | 27         | 918          | 196         | 333         | 589         | 0         | 1         | .000        | 116         | 147         | .789        | 61          | 150         | 211         | 95          | 54         | 0        | 14         | 44         | 42         | 508         | 18.8        | 31       |
| 2008-09    | 81         | 2999         | 592         | 1045        | 567         | 0         | 2         | .500        | 343         | 439         | .781        | 262         | 518         | 780         | 284         | 172        | 0        | 52         | 157        | 81         | 1528        | 18.9        | 36       |
| 2009-10    | 65         | 2403         | 452         | 844         | 536         | 0         | 5         | .000        | 286         | 362         | .790        | 243         | 491         | 734         | 218         | 152        | 0        | 37         | 143        | 113        | 1190        | 18.3        | 32       |
| 2010-11    | 82         | 3037         | 593         | 1120        | 529         | 1         | 3         | .333        | 354         | 430         | .823        | 268         | 568         | 836         | 273         | 203        | 2        | 48         | 142        | 130        | 1541        | 18.8        | 34       |
| 2011-12    | 65         | 2430         | 459         | 917         | 501         | 7         | 27        | .259        | 204         | 261         | .782        | 183         | 495         | 678         | 238         | 127        | 0        | 37         | 142        | 88         | 1129        | 17.4        | 30       |
| 2012-13    | 49         | 1655         | 270         | 579         | 466         | 8         | 28        | .286        | 125         | 178         | .702        | 111         | 310         | 421         | 200         | 93         | 0        | 24         | 104        | 61         | 673         | 13.7        | 26       |
| 2013-14    | 60         | 1884         | 425         | 885         | 480         | 4         | 14        | .286        | 187         | 254         | .736        | 124         | 456         | 580         | 201         | 124        | 0        | 27         | 141        | 92         | 1041        | 17.1        | 29       |
| <b>TOT</b> | <b>429</b> | <b>15326</b> | <b>2987</b> | <b>5723</b> | <b>.522</b> | <b>21</b> | <b>80</b> | <b>.263</b> | <b>1615</b> | <b>2071</b> | <b>.780</b> | <b>1252</b> | <b>2988</b> | <b>4240</b> | <b>1508</b> | <b>925</b> | <b>2</b> | <b>239</b> | <b>873</b> | <b>607</b> | <b>7610</b> | <b>17.7</b> | <b>-</b> |

### **PLAYOFFS**

| G          | Min.      | FG          | FGA        | Pct.        | 3FG         | 3FGA     | PCT       | FT          | FTA        | Pct.       | Off.        | Def.       | Tot.       | Ast.       | PF         | Dq.        | Stl.     | TO        | Blk.       | Pts.       | Avg.        | Hi          |          |
|------------|-----------|-------------|------------|-------------|-------------|----------|-----------|-------------|------------|------------|-------------|------------|------------|------------|------------|------------|----------|-----------|------------|------------|-------------|-------------|----------|
| 2007-08    | 21        | 836         | 141        | 266         | 530         | 0        | 0         | -           | 72         | 104        | .692        | 55         | 140        | 195        | 83         | 60         | 0        | 11        | 44         | 40         | 354         | 16.9        | -        |
| 2008-09    | 23        | 931         | 160        | 276         | 580         | 0        | 0         | -           | 100        | 140        | .714        | 68         | 181        | 249        | 58         | 69         | 0        | 19        | 44         | 45         | 420         | 18.3        | -        |
| 2009-10    | 23        | 913         | 165        | 306         | 539         | 0        | 3         | .000        | 120        | 158        | .759        | 92         | 163        | 255        | 81         | 63         | 1        | 9         | 44         | 46         | 450         | 19.6        | -        |
| 2010-11    | 10        | 358         | 47         | 112         | 420         | 1        | 2         | .500        | 36         | 45         | .800        | 32         | 46         | 78         | 38         | 33         | 1        | 4         | 17         | 17         | 131         | 13.1        | -        |
| 2011-12    | 12        | 444         | 62         | 143         | 434         | 2        | 5         | .400        | 24         | 29         | .828        | 38         | 76         | 114        | 44         | 36         | 0        | 6         | 20         | 25         | 150         | 12.5        | -        |
| 2012-13    | 4         | 146         | 25         | 52          | 481         | 0        | 0         | -           | 6          | 11         | .545        | 7          | 39         | 46         | 26         | 4          | 0        | 2         | 13         | 3          | 56          | 14.0        | -        |
| <b>TOT</b> | <b>93</b> | <b>3628</b> | <b>600</b> | <b>1155</b> | <b>.519</b> | <b>3</b> | <b>10</b> | <b>.300</b> | <b>358</b> | <b>487</b> | <b>.735</b> | <b>292</b> | <b>645</b> | <b>937</b> | <b>330</b> | <b>265</b> | <b>2</b> | <b>51</b> | <b>182</b> | <b>178</b> | <b>1561</b> | <b>16.8</b> | <b>-</b> |

## **DEVANE GEORGE - 6-8, 235 - AUGSBURG**

**AUGUST 29, 1977**

### **REGULAR SEASON**

| G          | Min.       | FG          | FGA        | Pct.        | 3FG         | 3FGA       | PCT        | FT          | FTA        | Pct.       | Off.        | Def.       | Tot.        | Ast.        | PF         | Dq.        | Stl.      | TO         | Blk.       | Pts.       | Avg.        | Hi         |          |
|------------|------------|-------------|------------|-------------|-------------|------------|------------|-------------|------------|------------|-------------|------------|-------------|-------------|------------|------------|-----------|------------|------------|------------|-------------|------------|----------|
| 1999-00    | 49         | 345         | 56         | 144         | 389         | 16         | 47         | .340        | 27         | 41         | .659        | 29         | 46          | 75          | 12         | 54         | 0         | 10         | 21         | 4          | 155         | 3.2        | 14       |
| 2000-01    | 59         | 593         | 64         | 207         | 309         | 15         | 68         | .221        | 39         | 55         | .709        | 35         | 75          | 110         | 19         | 87         | 1         | 15         | 34         | 15         | 182         | 3.1        | 10       |
| 2001-02    | 82         | 1759        | 215        | 523         | 411         | 66         | 178        | .371        | 85         | 126        | .675        | 78         | 225         | 303         | 111        | 190        | 3         | 71         | 66         | 42         | 581         | 7.1        | 17       |
| 2002-03    | 71         | 1613        | 180        | 461         | 390         | 49         | 132        | .371        | 83         | 105        | .790        | 91         | 195         | 286         | 92         | 180        | 2         | 56         | 65         | 38         | 492         | 6.9        | 25       |
| 2003-04    | 82         | 1951        | 233        | 571         | 408         | 65         | 186        | .349        | 73         | 96         | .760        | 87         | 245         | 332         | 112        | 189        | 4         | 81         | 88         | 38         | 604         | 7.4        | 24       |
| 2004-05    | 15         | 306         | 37         | 104         | 356         | 21         | 58         | .362        | 15         | 20         | .750        | 13         | 40          | 53          | 14         | 32         | 1         | 8          | 12         | 2          | 110         | 7.3        | 18       |
| 2005-06    | 71         | 1542        | 170        | 425         | 400         | 50         | 160        | .313        | 58         | 86         | .674        | 82         | 192         | 274         | 68         | 159        | 1         | 66         | 54         | 34         | 448         | 6.3        | 21       |
| <b>TOT</b> | <b>429</b> | <b>8109</b> | <b>955</b> | <b>2435</b> | <b>.392</b> | <b>282</b> | <b>829</b> | <b>.340</b> | <b>380</b> | <b>529</b> | <b>.718</b> | <b>415</b> | <b>1018</b> | <b>1433</b> | <b>428</b> | <b>891</b> | <b>12</b> | <b>307</b> | <b>340</b> | <b>173</b> | <b>2572</b> | <b>6.0</b> | <b>-</b> |

### **PLAYOFFS**

| G          | Min.      | FG          | FGA        | Pct.       | 3FG         | 3FGA      | PCT        | FT          | FTA       | Pct.      | Off.        | Def.      | Tot.       | Ast.       | PF        | Dq.      | Stl.      | TO        | Blk.      | Pts.       | Avg.       | Hi       |
|------------|-----------|-------------|------------|------------|-------------|-----------|------------|-------------|-----------|-----------|-------------|-----------|------------|------------|-----------|----------|-----------|-----------|-----------|------------|------------|----------|
| 1999-00    | 9         | 45          | 7          | 19         | 368         | 2         | 10         | .200        | 6         | 11        | .545        | 4         | 6          | 10         | 2         | -        | 1         | 3         | 0         | 22         | 2.4        | -        |
| 2000-01    | 7         | 27          | 6          | 12         | 500         | 1         | 2          | .500        | 3         | 2         | 5           | 1         | -          | -          | -         | -        | 0         | 3         | 0         | 14         | 2.0        | -        |
| 2001-02    | 19        | 327         | 38         | 104        | 365         | 8         | 35         | .229        | 11        | 15        | .733        | 24        | 44         | 68         | 11        | -        | 11        | 12        | 10        | 95         | 5.0        | -        |
| 2002-03    | 11        | 318         | 35         | 78         | 449         | 10        | 30         | .333        | 8         | 9         | .889        | 11        | 38         | 49         | 24        | -        | 11        | 12        | 4         | 88         | 8.0        | -        |
| 2003-04    | 22        | 470         | 43         | 100        | 430         | 22        | 59         | .373        | 13        | 20        | .650        | 11        | 39         | 50         | 11        | -        | 21        | 11        | 8         | 121        | 5.5        | -        |
| 2005-06    | 7         | 121         | 13         | 34         | 382         | 9         | 21         | .429        | 2         | 5         | .400        | 2         | 14         | 16         | 4         | -        | 4         | 0         | 1         | 37         | 5.3        | -        |
| <b>TOT</b> | <b>75</b> | <b>1308</b> | <b>142</b> | <b>347</b> | <b>.409</b> | <b>52</b> | <b>157</b> | <b>.331</b> | <b>41</b> | <b>62</b> | <b>.661</b> | <b>55</b> | <b>143</b> | <b>198</b> | <b>53</b> | <b>-</b> | <b>48</b> | <b>41</b> | <b>23</b> | <b>377</b> | <b>5.0</b> | <b>-</b> |

## **MEL GIBSON - 6-3, 180 - WESTERN CAROLINA**

**DECEMBER 31, 1940**

### **REGULAR SEASON**

| G       | Min. | FG | FGA | Pct. | 3FG | 3FGA | PCT | FT | FTA | Pct. | Off. | Def. | Tot. | Ast. | PF | Dq. | Stl. | TO | Blk. | Pts. | Avg. | Hi |
|---------|------|----|-----|------|-----|------|-----|----|-----|------|------|------|------|------|----|-----|------|----|------|------|------|----|
| 1963-64 | 9    | 53 | 6   | 20   | 300 | -    | -   | 1  | 2   | .500 | -    | -    | 4    | 6    | 10 | 0   | -    | -  | -    | 13   | 1.4  | -  |

## **NORMIE GLICK - 6-7, 205 - LOYOLA MARYMOUNT**

**NOVEMBER 10, 1927**

### **REGULAR SEASON**

| G       | Min. | FG | FGA | Pct. | 3FG   | 3FGA | PCT | FT | FTA | Pct. | Off. | Def. | Tot. | Ast. | PF | Dq. | Stl. | TO | Blk. | Pts. | Avg. | Hi |
|---------|------|----|-----|------|-------|------|-----|----|-----|------|------|------|------|------|----|-----|------|----|------|------|------|----|
| 1949-50 | 1    | -  | 1   | 1    | 1.000 | -    | -   | 0  | 0   | -    | -    | -    | -    | 1    | 2  | -   | -    | -  | -    | 2    | 2.0  | -  |



\* Played with multiple teams (cumulative stats only available)



# ALL-TIME ROSTER WITH STATISTICS

## GAIL GOODRICH - 6-1, 170 - UCLA

APRIL 23, 1943

### REGULAR SEASON

| G       | Mn. | FG    | FGA  | Pct.  | 3FG  | 3FGA | PCT | FT   | FTA  | Pct. | Off. | Def. | Tot. | Ast. | PF   | Do. | StL. | TO | Blk. | Pts. | Avg.  | HI   |    |
|---------|-----|-------|------|-------|------|------|-----|------|------|------|------|------|------|------|------|-----|------|----|------|------|-------|------|----|
| 1965-66 | 65  | 1008  | 203  | 503   | .404 | -    | -   | 103  | 149  | .691 | -    | -    | 130  | 103  | 103  | 1   | -    | -  | -    | 509  | 7.8   | -    |    |
| 1966-67 | 77  | 1780  | 352  | 776   | .454 | -    | -   | 253  | 337  | .751 | -    | -    | 251  | 210  | 294  | 3   | -    | -  | -    | 957  | 12.4  | -    |    |
| 1967-68 | 79  | 2057  | 395  | 812   | .486 | -    | -   | 302  | 392  | .770 | -    | -    | 199  | 205  | 228  | 2   | -    | -  | -    | 1092 | 13.8  | -    |    |
| 1970-71 | 79  | 2808  | 558  | 1174  | .475 | -    | -   | 264  | 343  | .770 | -    | -    | 260  | 380  | 258  | 3   | -    | -  | -    | 1380 | 17.5  | -    |    |
| 1971-72 | 82  | 3040  | 626  | 1695  | .487 | -    | -   | 475  | 559  | .850 | -    | -    | 295  | 365  | 210  | 0   | -    | -  | -    | 2127 | 25.9  | -    |    |
| 1972-73 | 76  | 2697  | 750  | 1615  | .464 | -    | -   | 314  | 374  | .840 | -    | -    | 263  | 332  | 193  | 1   | -    | -  | -    | 1814 | 23.9  | -    |    |
| 1973-74 | 82  | 3061  | 784  | 1773  | .442 | -    | -   | 508  | 588  | .864 | 95   | 155  | 250  | 427  | 227  | 3   | 126  | -  | -    | 12   | 2076  | 25.3 | 49 |
| 1974-75 | 72  | 2668  | 656  | 1429  | .459 | -    | -   | 318  | 378  | .841 | 96   | 123  | 219  | 420  | 214  | 1   | 102  | -  | -    | 6    | 1630  | 22.6 | 53 |
| 1975-76 | 75  | 2646  | 583  | 1321  | .441 | -    | -   | 293  | 346  | .847 | 94   | 120  | 214  | 421  | 238  | 3   | 123  | -  | -    | 17   | 1459  | 19.5 | 37 |
| TOT     | 687 | 21765 | 5107 | 11098 | .460 | -    | -   | 2830 | 3466 | .817 | 285  | 398  | 2081 | 2863 | 1865 | 17  | 351  | -  | -    | 35   | 13044 | 19.0 | -  |

### PLAYOFFS

| G       | Mn. | FG   | FGA | Pct. | 3FG  | 3FGA | PCT | FT  | FTA | Pct. | Off. | Def. | Tot. | Ast. | PF | Do. | StL. | TO | Blk. | Pts. | Avg. | HI |
|---------|-----|------|-----|------|------|------|-----|-----|-----|------|------|------|------|------|----|-----|------|----|------|------|------|----|
| 1965-66 | 11  | 290  | 43  | 92   | .467 | -    | -   | 29  | 43  | .674 | -    | -    | 42   | 33   | -  | -   | -    | -  | -    | 115  | 10.5 | -  |
| 1966-67 | 3   | 81   | 11  | 31   | .355 | -    | -   | 11  | 18  | .611 | -    | -    | 9    | 10   | -  | -   | -    | -  | -    | 33   | 11.0 | -  |
| 1967-68 | 10  | 100  | 23  | 47   | .489 | -    | -   | 14  | 18  | .778 | -    | -    | 14   | 14   | -  | -   | -    | -  | -    | 60   | 6.0  | -  |
| 1970-71 | 12  | 518  | 105 | 247  | .425 | -    | -   | 95  | 113 | .841 | -    | -    | 38   | 91   | -  | -   | -    | -  | -    | 305  | 25.4 | -  |
| 1971-72 | 15  | 575  | 130 | 292  | .445 | -    | -   | 97  | 108 | .898 | -    | -    | 38   | 50   | -  | -   | -    | -  | -    | 357  | 23.8 | -  |
| 1972-73 | 17  | 604  | 139 | 310  | .448 | -    | -   | 62  | 79  | .785 | -    | -    | 61   | 67   | -  | -   | -    | -  | -    | 340  | 20.0 | -  |
| 1973-74 | 5   | 189  | 35  | 90   | .389 | -    | -   | 28  | 33  | .848 | -    | -    | 16   | 30   | -  | -   | -    | -  | -    | 98   | 19.6 | -  |
| TOT     | 73  | 2357 | 486 | 1109 | .438 | -    | -   | 336 | 412 | .816 | -    | -    | 218  | 295  | -  | -   | -    | -  | -    | 1308 | 17.9 | -  |

## ANDREW GOUDELOCK - 6-3, 200 - COLLEGE OF CHARLESTON

DECEMBER 7, 1988

### REGULAR SEASON

| G       | Mn. | FG  | FGA | Pct. | 3FG  | 3FGA | PCT | FT   | FTA | Pct. | Off. | Def. | Tot. | Ast. | PF | Do. | StL. | TO | Blk. | Pts. | Avg. | HI |
|---------|-----|-----|-----|------|------|------|-----|------|-----|------|------|------|------|------|----|-----|------|----|------|------|------|----|
| 2011-12 | 40  | 419 | 68  | 174  | .391 | 28   | 75  | .373 | 11  | 12   | .917 | 5    | 26   | 31   | 0  | 4   | 21   | 0  | 175  | 4.4  | 14   |    |
| 2012-13 | 1   | 6   | 0   | 2    | .000 | 0    | 0   | -    | 0   | 0    | -    | 1    | 0    | 1    | 0  | 0   | 0    | 0  | 0    | 0    | 0.0  | 0  |
| TOT     | 41  | 425 | 68  | 176  | .386 | 28   | 75  | .373 | 11  | 12   | .917 | 6    | 26   | 32   | 0  | 4   | 21   | 0  | 175  | 4.3  | -    |    |

### PLAYOFFS

| G       | Mn. | FG | FGA | Pct. | 3FG  | 3FGA | PCT | FT    | FTA | Pct. | Off.  | Def. | Tot. | Ast. | PF | Do. | StL. | TO | Blk. | Pts. | Avg. | HI   |   |
|---------|-----|----|-----|------|------|------|-----|-------|-----|------|-------|------|------|------|----|-----|------|----|------|------|------|------|---|
| 2011-12 | 4   | 10 | 2   | 3    | .667 | 1    | 1   | 1.000 | 0   | 0    | -     | 1    | 1    | 0    | 1  | 0   | 0    | 0  | 0    | 5    | 1.3  | -    |   |
| 2012-13 | 3   | 80 | 16  | 36   | .444 | 2    | 10  | .200  | 2   | 2    | 1.000 | 1    | 4    | 5    | 3  | 7   | 0    | 5  | 4    | 0    | 36   | 12.0 | - |
| TOT     | 7   | 90 | 18  | 39   | .462 | 3    | 11  | .273  | 2   | 2    | 1.000 | 1    | 5    | 6    | 3  | 8   | 0    | 5  | 4    | 0    | 41   | 5.9  | - |

## BRIAN GRANT - 6-9, 254 - XAVIER

MARCH 5, 1972

### REGULAR SEASON

| G       | Mn. | FG   | FGA | Pct. | 3FG  | 3FGA | PCT | FT | FTA | Pct. | Off. | Def. | Tot. | Ast. | PF | Do. | StL. | TO | Blk. | Pts. | Avg. | HI  |    |
|---------|-----|------|-----|------|------|------|-----|----|-----|------|------|------|------|------|----|-----|------|----|------|------|------|-----|----|
| 2004-05 | 69  | 1136 | 103 | 209  | .493 | 0    | 0   | -  | 57  | 79   | .722 | 101  | 156  | 257  | 34 | 175 | 2    | 23 | 43   | 23   | 263  | 3.8 | 13 |

## BUD GRANT - 6-3, 195 - MINNESOTA

MAY 20, 1927

### REGULAR SEASON

| G       | Mn. | FG | FGA | Pct. | 3FG  | 3FGA | PCT | FT | FTA | Pct. | Off. | Def. | Tot. | Ast. | PF  | Do. | StL. | TO | Blk. | Pts. | Avg. | HI |
|---------|-----|----|-----|------|------|------|-----|----|-----|------|------|------|------|------|-----|-----|------|----|------|------|------|----|
| 1949-50 | 35  | -  | 42  | 115  | .365 | -    | -   | 7  | 17  | .412 | -    | -    | -    | 19   | 36  | -   | -    | -  | -    | 91   | 2.6  | -  |
| 1950-51 | 61  | -  | 53  | 184  | .288 | -    | -   | 52 | 83  | .627 | -    | -    | 115  | 71   | 106 | 0   | -    | -  | -    | 158  | 2.6  | -  |
| TOT     | 96  | -  | 95  | 299  | .318 | -    | -   | 59 | 100 | .590 | -    | -    | 115  | 90   | 142 | 0   | -    | -  | -    | 249  | 2.6  | -  |

### PLAYOFFS

| G       | Mn. | FG | FGA | Pct. | 3FG  | 3FGA | PCT | FT | FTA | Pct.  | Off. | Def. | Tot. | Ast. | PF | Do. | StL. | TO | Blk. | Pts. | Avg. | HI |
|---------|-----|----|-----|------|------|------|-----|----|-----|-------|------|------|------|------|----|-----|------|----|------|------|------|----|
| 1949-50 | 11  | -  | 18  | 45   | .400 | -    | -   | 7  | 14  | .500  | -    | -    | -    | 7    | 25 | -   | -    | -  | -    | 43   | 3.9  | -  |
| 1950-51 | 6   | -  | 4   | 11   | .364 | -    | -   | 3  | 3   | 1.000 | -    | -    | -    | 0    | 12 | -   | -    | -  | -    | 11   | 1.8  | -  |
| TOT     | 17  | -  | 22  | 56   | .393 | -    | -   | 10 | 17  | .588  | -    | -    | -    | 7    | 37 | -   | -    | -  | -    | 54   | 3.2  | -  |

## HORACE GRANT - 6-10, 245 - CLEMSON

JULY 4, 1965

### REGULAR SEASON

| G       | Mn. | FG   | FGA | Pct. | 3FG  | 3FGA | PCT | FT   | FTA | Pct. | Off. | Def. | Tot. | Ast. | PF  | Do. | StL. | TO | Blk. | Pts. | Avg. | HI  |    |
|---------|-----|------|-----|------|------|------|-----|------|-----|------|------|------|------|------|-----|-----|------|----|------|------|------|-----|----|
| 2000-01 | 77  | 2390 | 263 | 569  | .462 | 0    | 3   | .000 | 131 | 169  | .775 | 220  | 325  | 545  | 121 | 181 | 2    | 51 | 48   | 61   | 657  | 8.5 | 19 |
| 2003-04 | 55  | 1106 | 92  | 224  | .411 | 0    | 1   | .000 | 39  | 54   | .722 | 79   | 154  | 233  | 71  | 70  | 1    | 24 | 29   | 21   | 223  | 4.1 | 14 |
| TOT     | 132 | 3496 | 355 | 793  | .448 | 0    | 4   | .000 | 170 | 223  | .762 | 299  | 479  | 778  | 192 | 251 | 3    | 75 | 77   | 82   | 880  | 6.7 | -  |

### PLAYOFFS

| G       | Mn. | FG  | FGA | Pct. | 3FG  | 3FGA | PCT | FT | FTA | Pct. | Off. | Def. | Tot. | Ast. | PF | Do. | StL. | TO | Blk. | Pts. | Avg. | HI  |   |
|---------|-----|-----|-----|------|------|------|-----|----|-----|------|------|------|------|------|----|-----|------|----|------|------|------|-----|---|
| 2000-01 | 16  | 423 | 37  | 96   | .385 | 0    | 0   | -  | 22  | 30   | .733 | 40   | 56   | 96   | 19 | -   | -    | 15 | 15   | 13   | 96   | 6.0 | - |

## TRAVIS GRANT - 6-8, 215 - KENTUCKY STATE

JANUARY 1, 1950

### REGULAR SEASON

| G       | Mn. | FG  | FGA | Pct. | 3FG  | 3FGA | PCT | FT | FTA | Pct. | Off. | Def. | Tot. | Ast. | PF | Do. | StL. | TO | Blk. | Pts. | Avg. | HI  |   |
|---------|-----|-----|-----|------|------|------|-----|----|-----|------|------|------|------|------|----|-----|------|----|------|------|------|-----|---|
| 1972-73 | 33  | 153 | 51  | 116  | .440 | -    | -   | 23 | 26  | .885 | -    | -    | 52   | 7    | 19 | 0   | -    | -  | -    | 125  | 3.8  | -   |   |
| 1973-74 | 3   | 6   | 1   | 4    | .250 | -    | -   | 1  | 3   | .333 | 0    | 1    | 1    | 0    | 1  | 0   | 0    | -  | -    | 0    | 3    | 1.0 | 3 |
| TOT     | 36  | 159 | 52  | 120  | .433 | -    | -   | 24 | 29  | .828 | 0    | 1    | 53   | 7    | 20 | 0   | 0    | -  | -    | 0    | 128  | 3.6 | - |

### PLAYOFFS

| G       | Mn. | FG | FGA | Pct. | 3FG  | 3FGA | PCT | FT | FTA | Pct. | Off. | Def. | Tot. | Ast. | PF | Do. | StL. | TO | Blk. | Pts. | Avg. | HI |
|---------|-----|----|-----|------|------|------|-----|----|-----|------|------|------|------|------|----|-----|------|----|------|------|------|----|
| 1972-73 | 2   | 11 | 4   | 6    | .667 | -    | -   | 0  | 0   | -    | -    | -    | 4    | 0    | -  | -   | -    | -  | -    | 8    | 4.0  | -  |



# ALL-TIME ROSTER WITH STATISTICS



## A.C. GREEN - 6-9, 230 - OREGON STATE

OCTOBER 4, 1963

### REGULAR SEASON

| G       | Min. | FG    | FGA  | Pct. | 3FG | 3FGA | PCT | FT   | FTA  | Pct. | Off. | Def. | Tot. | Ast. | PF  | Dq.  | Stl. | TO  | Blk. | Pts. | Avg. | Hi   |    |
|---------|------|-------|------|------|-----|------|-----|------|------|------|------|------|------|------|-----|------|------|-----|------|------|------|------|----|
| 1985-86 | 82   | 1542  | 209  | 388  | 539 | 1    | 6   | .167 | 102  | 167  | .611 | 160  | 221  | 381  | 54  | 229  | 2    | 49  | 99   | 49   | 521  | 6.4  | 21 |
| 1986-87 | 79   | 2240  | 316  | 587  | 538 | 0    | 5   | .000 | 220  | 282  | .780 | 210  | 405  | 615  | 84  | 171  | 0    | 70  | 102  | 80   | 852  | 10.8 | 26 |
| 1987-88 | 82   | 2636  | 322  | 640  | 503 | 0    | 2   | .000 | 293  | 379  | .773 | 245  | 465  | 710  | 93  | 204  | 0    | 87  | 120  | 45   | 937  | 11.4 | 28 |
| 1988-89 | 82   | 2510  | 401  | 758  | 529 | 4    | 17  | .235 | 282  | 359  | .786 | 258  | 481  | 739  | 103 | 172  | 0    | 94  | 119  | 55   | 1088 | 13.3 | 33 |
| 1989-90 | 82   | 2709  | 385  | 806  | 478 | 13   | 46  | .283 | 278  | 370  | .751 | 262  | 450  | 712  | 90  | 207  | 0    | 66  | 116  | 50   | 1061 | 12.9 | 27 |
| 1990-91 | 82   | 2164  | 258  | 542  | 476 | 11   | 55  | .200 | 223  | 302  | .738 | 201  | 315  | 516  | 71  | 117  | 0    | 59  | 99   | 23   | 750  | 9.1  | 21 |
| 1991-92 | 82   | 2902  | 382  | 803  | 476 | 12   | 56  | .214 | 340  | 457  | .744 | 306  | 456  | 762  | 117 | 141  | 0    | 91  | 111  | 36   | 1116 | 13.6 | 28 |
| 1992-93 | 82   | 2819  | 379  | 706  | 537 | 16   | 46  | .348 | 277  | 375  | .739 | 287  | 424  | 711  | 116 | 149  | 0    | 88  | 116  | 39   | 1051 | 12.8 | 30 |
| 1999-00 | 82   | 1929  | 173  | 387  | 447 | 1    | 4   | .250 | 66   | 95   | .695 | 160  | 326  | 486  | 80  | 127  | 0    | 53  | 53   | 18   | 413  | 5.0  | 14 |
| TOT     | 735  | 21451 | 2825 | 5617 | 503 | 58   | 237 | .248 | 2081 | 2786 | .747 | 2089 | 3543 | 5632 | 808 | 1517 | 2    | 657 | 935  | 395  | 7789 | 10.6 | -  |

### PLAYOFFS

| G       | Min. | FG   | FGA | Pct. | 3FG | 3FGA | PCT | FT   | FTA | Pct. | Off. | Def. | Tot. | Ast. | PF  | Dq. | Stl. | TO | Blk. | Pts. | Avg. | Hi   |   |
|---------|------|------|-----|------|-----|------|-----|------|-----|------|------|------|------|------|-----|-----|------|----|------|------|------|------|---|
| 1985-86 | 9    | 106  | 9   | 17   | 529 | 0    | 0   | -    | 4   | 9    | .444 | 3    | 13   | 16   | 0   | -   | -    | 1  | 4    | 3    | 22   | 2.4  | - |
| 1986-87 | 18   | 505  | 71  | 130  | 546 | 0    | 0   | -    | 65  | 87   | .747 | 54   | 88   | 142  | 11  | -   | -    | 9  | 17   | 8    | 207  | 11.5 | - |
| 1987-88 | 24   | 726  | 92  | 169  | 544 | 0    | 0   | -    | 55  | 73   | .753 | 57   | 118  | 175  | 20  | -   | -    | 11 | 26   | 12   | 239  | 10.0 | - |
| 1988-89 | 15   | 502  | 47  | 114  | 412 | 0    | 3   | .000 | 58  | 76   | .763 | 38   | 99   | 137  | 18  | -   | -    | 16 | 23   | 6    | 152  | 10.1 | - |
| 1989-90 | 9    | 252  | 41  | 79   | 519 | 0    | 0   | -    | 24  | 32   | .750 | 34   | 47   | 81   | 9   | -   | -    | 5  | 14   | 4    | 106  | 11.8 | - |
| 1990-91 | 19   | 400  | 41  | 97   | 423 | 4    | 8   | .500 | 38  | 54   | .704 | 46   | 56   | 102  | 9   | -   | -    | 12 | 19   | 3    | 124  | 6.5  | - |
| 1991-92 | 4    | 153  | 16  | 39   | 410 | 0    | 0   | -    | 19  | 23   | .826 | 15   | 21   | 36   | 7   | -   | -    | 7  | 5    | 0    | 51   | 12.8 | - |
| 1992-93 | 5    | 220  | 18  | 42   | 429 | 0    | 5   | .000 | 13  | 21   | .619 | 26   | 47   | 73   | 13  | -   | -    | 7  | 9    | 3    | 49   | 9.8  | - |
| 1999-00 | 23   | 429  | 37  | 90   | 411 | 0    | 0   | -    | 16  | 23   | .696 | 43   | 53   | 96   | 13  | -   | -    | 14 | 9    | 3    | 90   | 3.9  | - |
| TOT     | 126  | 3293 | 372 | 777  | 479 | 4    | 16  | .250 | 292 | 398  | .734 | 316  | 542  | 858  | 100 | -   | -    | 82 | 126  | 42   | 1040 | 8.3  | - |

## DEVIN GREEN - 6-7, 210 - HAMPTON

OCTOBER 25, 1982

### REGULAR SEASON

| G       | Min. | FG  | FGA | Pct. | 3FG | 3FGA | PCT | FT   | FTA | Pct. | Off. | Def. | Tot. | Ast. | PF | Dq. | Stl. | TO | Blk. | Pts. | Avg. | Hi  |   |
|---------|------|-----|-----|------|-----|------|-----|------|-----|------|------|------|------|------|----|-----|------|----|------|------|------|-----|---|
| 2005-06 | 27   | 135 | 6   | 28   | 214 | 0    | 2   | .000 | 13  | 21   | .619 | 10   | 14   | 24   | 7  | 13  | 0    | 3  | 5    | 0    | 25   | 0.9 | 5 |

## JERRY GROTE - 6-4, 215 - LMU

DECEMBER 28, 1940

### REGULAR SEASON

| G       | Min. | FG | FGA | Pct. | 3FG | 3FGA | PCT | FT | FTA | Pct. | Off.  | Def. | Tot. | Ast. | PF | Dq. | Stl. | TO | Blk. | Pts. | Avg. | Hi  |   |
|---------|------|----|-----|------|-----|------|-----|----|-----|------|-------|------|------|------|----|-----|------|----|------|------|------|-----|---|
| 1964-65 | 11   | 33 | 6   | 11   | 545 | -    | -   | -  | 2   | 2    | 1.000 | -    | -    | 4    | 4  | 5   | 0    | -  | -    | -    | 14   | 1.3 | - |

## PETUR GUDMUNDSSON - 7-2, 260 - WASHINGTON

OCTOBER 30, 1958

### REGULAR SEASON

| G       | Min. | FG  | FGA | Pct. | 3FG | 3FGA | PCT | FT | FTA | Pct. | Off. | Def. | Tot. | Ast. | PF | Dq. | Stl. | TO | Blk. | Pts. | Avg. | Hi  |    |
|---------|------|-----|-----|------|-----|------|-----|----|-----|------|------|------|------|------|----|-----|------|----|------|------|------|-----|----|
| 1985-86 | 8    | 128 | 20  | 37   | 541 | 0    | 0   | -  | 18  | 27   | .667 | 17   | 21   | 38   | 3  | 25  | 1    | 3  | 11   | 4    | 58   | 7.3 | 15 |

### PLAYOFFS

| G       | Min. | FG  | FGA | Pct. | 3FG | 3FGA | PCT | FT   | FTA | Pct. | Off. | Def. | Tot. | Ast. | PF | Dq. | Stl. | TO | Blk. | Pts. | Avg. | Hi  |   |
|---------|------|-----|-----|------|-----|------|-----|------|-----|------|------|------|------|------|----|-----|------|----|------|------|------|-----|---|
| 1985-86 | 12   | 111 | 16  | 27   | 593 | 0    | 2   | .000 | 10  | 15   | .667 | 8    | 18   | 26   | 3  | -   | -    | 3  | 10   | 4    | 42   | 3.5 | - |

## HAPPY HAIRSTON - 6-7, 225 - NEW YORK UNIVERSITY

MAY 31, 1942

### REGULAR SEASON

| G       | Min. | FG    | FGA  | Pct. | 3FG | 3FGA | PCT | FT | FTA  | Pct. | Off. | Def. | Tot. | Ast. | PF  | Dq.  | Stl. | TO  | Blk. | Pts. | Avg. | Hi   |    |
|---------|------|-------|------|------|-----|------|-----|----|------|------|------|------|------|------|-----|------|------|-----|------|------|------|------|----|
| 1969-70 | 55   | 2145  | 426  | 870  | 490 | -    | -   | -  | 281  | 350  | .803 | -    | 687  | 110  | 194 | 9    | -    | -   | -    | -    | 1133 | 20.6 | -  |
| 1970-71 | 80   | 2921  | 574  | 1233 | 466 | -    | -   | -  | 337  | 431  | .782 | -    | 797  | 168  | 256 | 2    | -    | -   | -    | -    | 1485 | 18.6 | -  |
| 1971-72 | 80   | 2748  | 368  | 798  | 461 | -    | -   | -  | 311  | 399  | .779 | -    | 1045 | 193  | 251 | 2    | -    | -   | -    | -    | 1047 | 13.1 | -  |
| 1972-73 | 28   | 939   | 158  | 328  | 482 | -    | -   | -  | 140  | 178  | .787 | -    | 370  | 68   | 77  | 0    | -    | -   | -    | -    | 456  | 16.3 | -  |
| 1973-74 | 77   | 2634  | 385  | 759  | 507 | -    | -   | -  | 343  | 445  | .771 | 335  | 705  | 1040 | 208 | 264  | 2    | 64  | -    | 17   | 1113 | 14.5 | 29 |
| 1974-75 | 74   | 2283  | 271  | 536  | 506 | -    | -   | -  | 217  | 271  | .801 | 304  | 642  | 946  | 173 | 218  | 2    | 52  | -    | 11   | 759  | 10.3 | 21 |
| TOT     | 395  | 13670 | 2182 | 4524 | 482 | -    | -   | -  | 1629 | 2074 | .785 | 639  | 1347 | 4885 | 920 | 1260 | 17   | 116 | -    | 28   | 5993 | 15.2 | -  |

### PLAYOFFS

| G       | Min. | FG   | FGA | Pct. | 3FG | 3FGA | PCT | FT | FTA | Pct. | Off. | Def. | Tot. | Ast. | PF | Dq. | Stl. | TO | Blk. | Pts. | Avg. | Hi   |   |
|---------|------|------|-----|------|-----|------|-----|----|-----|------|------|------|------|------|----|-----|------|----|------|------|------|------|---|
| 1969-70 | 16   | 296  | 47  | 108  | 435 | -    | -   | -  | 24  | 35   | .686 | -    | 76   | 20   | -  | -   | -    | -  | -    | -    | 118  | 7.4  | - |
| 1970-71 | 12   | 471  | 83  | 164  | 506 | -    | -   | -  | 38  | 50   | .760 | -    | 109  | 34   | -  | -   | -    | -  | -    | -    | 204  | 17.0 | - |
| 1971-72 | 15   | 577  | 74  | 168  | 440 | -    | -   | -  | 54  | 68   | .794 | -    | 197  | 31   | -  | -   | -    | -  | -    | -    | 202  | 13.5 | - |
| 1972-73 | 3    | 26   | 1   | 9    | 111 | -    | -   | -  | 6   | 8    | .750 | -    | 4    | 1    | -  | -   | -    | -  | -    | -    | 8    | 2.7  | - |
| 1973-74 | 5    | 172  | 15  | 36   | 417 | -    | -   | -  | 16  | 18   | .889 | -    | 52   | 19   | -  | -   | -    | -  | -    | -    | 46   | 9.2  | - |
| TOT     | 51   | 1542 | 220 | 485  | 454 | -    | -   | -  | 138 | 179  | .771 | -    | 438  | 105  | -  | -   | -    | -  | -    | -    | 578  | 11.3 | - |

## JACK HALEY - 6-10, 240 - UCLA

JANUARY 27, 1964

### REGULAR SEASON

| G       | Min. | FG  | FGA | Pct. | 3FG | 3FGA | PCT | FT | FTA | Pct. | Off. | Def. | Tot. | Ast. | PF | Dq. | Stl. | TO | Blk. | Pts. | Avg. | Hi  |    |
|---------|------|-----|-----|------|-----|------|-----|----|-----|------|------|------|------|------|----|-----|------|----|------|------|------|-----|----|
| 1991-92 | 49   | 394 | 31  | 84   | 369 | 0    | 0   | -  | 14  | 29   | .483 | 31   | 64   | 95   | 7  | 75  | 0    | 7  | 25   | 8    | 76   | 1.6 | 11 |

### PLAYOFFS

| G       | Min. | FG | FGA | Pct. | 3FG | 3FGA | PCT | FT | FTA | Pct. | Off. | Def. | Tot. | Ast. | PF | Dq. | Stl. | TO | Blk. | Pts. | Avg. | Hi  |   |
|---------|------|----|-----|------|-----|------|-----|----|-----|------|------|------|------|------|----|-----|------|----|------|------|------|-----|---|
| 1991-92 | 2    | 12 | 1   | 4    | 250 | 0    | 0   | -  | 0   | 0    | -    | 1    | 0    | 1    | 1  | -   | -    | 0  | 0    | 0    | 2    | 1.0 | - |

## DENNIS HAMILTON - 6-8, 210 - ARIZONA STATE

MAY 8, 1944

### REGULAR SEASON

| G       | Min. | FG  | FGA | Pct. | 3FG | 3FGA | PCT | FT | FTA | Pct. | Off.  | Def. | Tot. | Ast. | PF | Dq. | Stl. | TO | Blk. | Pts. | Avg. | Hi  |   |
|---------|------|-----|-----|------|-----|------|-----|----|-----|------|-------|------|------|------|----|-----|------|----|------|------|------|-----|---|
| 1967-68 | 44   | 378 | 54  | 108  | 500 | -    | -   | -  | 13  | 13   | 1.000 | -    | -    | 72   | 30 | 46  | 0    | -  | -    | -    | 121  | 2.8 | - |

### PLAYOFFS

| G       | Min. | FG | FGA | Pct. | 3FG | 3FGA | PCT | FT | FTA | Pct. | Off. | Def. | Tot. | Ast. | PF | Dq. | Stl. | TO | Blk. | Pts. | Avg. | Hi |
|---------|------|----|-----|------|-----|------|-----|----|-----|------|------|------|------|------|----|-----|------|----|------|------|------|----|
| 1967-68 | 2    | 11 | 1   | 3    | 333 | -    | -   | -  | 0   | 0    | -    | -    | 2    | 1    | -  | -   | -    | -  | -    | 2    | 1.0  | -  |





# ALL-TIME ROSTER WITH STATISTICS

## STEVE HAMILTON - 6-7, 190 - MOREHEAD STATE

NOVEMBER 30, 1935

### REGULAR SEASON

| G          | Mn.       | FG          | FGA        | Pct.       | 3FG         | 3FGA     | PCT      | FT        | FTA        | Pct.        | Off.     | Def.     | Tot.       | Ast.      | PF         | Do.      | StL.     | TO       | Blk.     | Pts.       | Avg.       | HI       |
|------------|-----------|-------------|------------|------------|-------------|----------|----------|-----------|------------|-------------|----------|----------|------------|-----------|------------|----------|----------|----------|----------|------------|------------|----------|
| 1958-59    | 67        | 847         | 109        | 294        | .371        | -        | -        | 74        | 109        | .679        | -        | -        | 220        | 36        | 144        | 2        | -        | -        | -        | 292        | 4.4        | -        |
| 1959-60    | 15        | 247         | 29         | 77         | .377        | -        | -        | 18        | 23         | .783        | -        | -        | 58         | 7         | 39         | 1        | -        | -        | -        | 76         | 5.1        | -        |
| <b>TOT</b> | <b>82</b> | <b>1094</b> | <b>138</b> | <b>371</b> | <b>.372</b> | <b>-</b> | <b>-</b> | <b>92</b> | <b>132</b> | <b>.697</b> | <b>-</b> | <b>-</b> | <b>278</b> | <b>43</b> | <b>183</b> | <b>3</b> | <b>-</b> | <b>-</b> | <b>-</b> | <b>368</b> | <b>4.5</b> | <b>-</b> |

### PLAYOFFS

| G       | Mn. | FG | FGA | Pct. | 3FG  | 3FGA | PCT | FT | FTA | Pct. | Off. | Def. | Tot. | Ast. | PF | Do. | StL. | TO | Blk. | Pts. | Avg. | HI |
|---------|-----|----|-----|------|------|------|-----|----|-----|------|------|------|------|------|----|-----|------|----|------|------|------|----|
| 1958-59 | 10  | 87 | 12  | 43   | .279 | -    | -   | 8  | 10  | .800 | -    | -    | 35   | 5    | -  | -   | -    | -  | -    | 32   | 3.2  | -  |

## ALAN HARDY - 6-6 1/2, 195 - MICHIGAN

MAY 25, 1957

### REGULAR SEASON

| G       | Mn. | FG  | FGA | Pct. | 3FG  | 3FGA | PCT | FT | FTA | Pct. | Off. | Def. | Tot. | Ast. | PF | Do. | StL. | TO | Blk. | Pts. | Avg. | HI  |   |
|---------|-----|-----|-----|------|------|------|-----|----|-----|------|------|------|------|------|----|-----|------|----|------|------|------|-----|---|
| 1980-81 | 22  | 111 | 22  | 59   | .373 | 0    | 0   | -  | 7   | 10   | .700 | 8    | 11   | 19   | 3  | 13  | 0    | 1  | 11   | 9    | 51   | 2.3 | 8 |

## DEREK HARPER - 6-4, 206 - ILLINOIS

OCTOBER 13, 1961

### REGULAR SEASON

| G       | Mn. | FG   | FGA | Pct. | 3FG  | 3FGA | PCT | FT   | FTA | Pct. | Off. | Def. | Tot. | Ast. | PF  | Do. | StL. | TO | Blk. | Pts. | Avg. | HI  |    |
|---------|-----|------|-----|------|------|------|-----|------|-----|------|------|------|------|------|-----|-----|------|----|------|------|------|-----|----|
| 1998-99 | 45  | 1120 | 120 | 291  | .412 | 43   | 117 | .368 | 26  | 32   | .813 | 13   | 54   | 67   | 187 | 66  | 0    | 44 | 52   | 4    | 309  | 6.9 | 20 |

### PLAYOFFS

| G       | Mn. | FG  | FGA | Pct. | 3FG  | 3FGA | PCT | FT   | FTA | Pct. | Off. | Def. | Tot. | Ast. | PF | Do. | StL. | TO | Blk. | Pts. | Avg. | HI  |   |
|---------|-----|-----|-----|------|------|------|-----|------|-----|------|------|------|------|------|----|-----|------|----|------|------|------|-----|---|
| 1998-99 | 7   | 113 | 13  | 31   | .419 | 1    | 10  | .100 | 3   | 6    | .500 | 1    | 9    | 10   | 15 | -   | -    | 2  | 4    | 0    | 30   | 4.3 | - |

## RON HARPER - 6-6, 216 - MIAMI (OH)

JANUARY 20, 1964

### REGULAR SEASON

| G          | Mn.        | FG          | FGA        | Pct.       | 3FG         | 3FGA      | PCT        | FT          | FTA        | Pct.       | Off.        | Def.       | Tot.       | Ast.       | PF         | Do.        | StL.     | TO         | Blk.       | Pts.      | Avg.       | HI         |          |
|------------|------------|-------------|------------|------------|-------------|-----------|------------|-------------|------------|------------|-------------|------------|------------|------------|------------|------------|----------|------------|------------|-----------|------------|------------|----------|
| 1999-00    | 80         | 2042        | 212        | 531        | .399        | 33        | 106        | .311        | 100        | 147        | .680        | 96         | 241        | 337        | 270        | 164        | 0        | 85         | 132        | 39        | 557        | 7.0        | 18       |
| 2000-01    | 47         | 1139        | 127        | 271        | .469        | 19        | 72         | .264        | 34         | 48         | .708        | 46         | 120        | 166        | 113        | 70         | 0        | 39         | 62         | 25        | 307        | 6.5        | 21       |
| <b>TOT</b> | <b>127</b> | <b>3181</b> | <b>339</b> | <b>802</b> | <b>.423</b> | <b>52</b> | <b>178</b> | <b>.292</b> | <b>134</b> | <b>195</b> | <b>.687</b> | <b>142</b> | <b>361</b> | <b>503</b> | <b>383</b> | <b>234</b> | <b>0</b> | <b>124</b> | <b>194</b> | <b>64</b> | <b>864</b> | <b>6.8</b> | <b>-</b> |

### PLAYOFFS

| G          | Mn.       | FG         | FGA       | Pct.       | 3FG         | 3FGA      | PCT       | FT          | FTA       | Pct.      | Off.        | Def.      | Tot.      | Ast.      | PF        | Do.      | StL.     | TO        | Blk.      | Pts.      | Avg.       | HI         |          |
|------------|-----------|------------|-----------|------------|-------------|-----------|-----------|-------------|-----------|-----------|-------------|-----------|-----------|-----------|-----------|----------|----------|-----------|-----------|-----------|------------|------------|----------|
| 1999-00    | 23        | 643        | 78        | 181        | .431        | 9         | 39        | .231        | 33        | 47        | .702        | 30        | 55        | 85        | 73        | -        | -        | 23        | 28        | 13        | 198        | 8.6        | -        |
| 2000-01    | 6         | 42         | 5         | 10         | .500        | 1         | 4         | .250        | 2         | 3         | .667        | 1         | 7         | 8         | 4         | -        | -        | 4         | 1         | 1         | 13         | 2.2        | -        |
| <b>TOT</b> | <b>29</b> | <b>685</b> | <b>83</b> | <b>191</b> | <b>.435</b> | <b>10</b> | <b>43</b> | <b>.233</b> | <b>35</b> | <b>50</b> | <b>.700</b> | <b>31</b> | <b>62</b> | <b>93</b> | <b>77</b> | <b>-</b> | <b>-</b> | <b>27</b> | <b>29</b> | <b>14</b> | <b>211</b> | <b>7.3</b> | <b>-</b> |

## ELIAS HARRIS - 6-8, 239 - GONZAGA

JULY 6, 1989

### REGULAR SEASON

| G       | Mn. | FG | FGA | Pct. | 3FG  | 3FGA | PCT | FT | FTA | Pct. | Off. | Def. | Tot. | Ast. | PF | Do. | StL. | TO | Blk. | Pts. | Avg. | HI  |   |
|---------|-----|----|-----|------|------|------|-----|----|-----|------|------|------|------|------|----|-----|------|----|------|------|------|-----|---|
| 2013-14 | 2   | 11 | 0   | 1    | .000 | 0    | 0   | -  | 0   | 0    | -    | 1    | 0    | 1    | 1  | 0   | 0    | 1  | 0    | 0    | 0    | 0.0 | - |

## MANNY HARRIS - 6-5, 185 - MICHIGAN

SEPTEMBER 21, 1989

### REGULAR SEASON

| G       | Mn. | FG  | FGA | Pct. | 3FG  | 3FGA | PCT | FT   | FTA | Pct. | Off. | Def. | Tot. | Ast. | PF | Do. | StL. | TO | Blk. | Pts. | Avg. | HI  |    |
|---------|-----|-----|-----|------|------|------|-----|------|-----|------|------|------|------|------|----|-----|------|----|------|------|------|-----|----|
| 2013-14 | 9   | 180 | 28  | 70   | .400 | 7    | 20  | .350 | 10  | 12   | .833 | 7    | 27   | 34   | 11 | 10  | 0    | 4  | 9    | 1    | 73   | 8.1 | 19 |

## BOB HARRISON - 6-1, 190 - MICHIGAN

AUGUST 12, 1927

### REGULAR SEASON

| G          | Mn.        | FG          | FGA        | Pct.        | 3FG         | 3FGA     | PCT      | FT       | FTA        | Pct.       | Off.        | Def.     | Tot.     | Ast.       | PF         | Do.         | StL.      | TO       | Blk.     | Pts.     | Avg.        | HI         |          |
|------------|------------|-------------|------------|-------------|-------------|----------|----------|----------|------------|------------|-------------|----------|----------|------------|------------|-------------|-----------|----------|----------|----------|-------------|------------|----------|
| 1949-50    | 66         | -           | 125        | 348         | .359        | -        | -        | -        | 50         | 74         | .676        | -        | -        | -          | 131        | 175         | -         | -        | -        | -        | 300         | 4.5        | -        |
| 1950-51    | 68         | -           | 150        | 432         | .347        | -        | -        | -        | 101        | 128        | .789        | -        | -        | -          | 172        | 195         | 218       | 5        | -        | -        | 401         | 5.9        | -        |
| 1951-52    | 65         | 1712        | 156        | 487         | .320        | -        | -        | -        | 89         | 124        | .718        | -        | -        | -          | 160        | 188         | 203       | 9        | -        | -        | 401         | 6.2        | -        |
| 1952-53    | 70         | 1643        | 195        | 518         | .376        | -        | -        | -        | 107        | 165        | .648        | -        | -        | -          | 153        | 160         | 264       | 16       | -        | -        | 497         | 7.1        | -        |
| 1953-54*   | 64         | 1443        | 144        | 449         | .321        | -        | -        | -        | 94         | 158        | .595        | -        | -        | -          | 130        | 139         | 218       | 9        | -        | -        | 382         | 6.0        | -        |
| <b>TOT</b> | <b>333</b> | <b>4798</b> | <b>770</b> | <b>2234</b> | <b>.345</b> | <b>-</b> | <b>-</b> | <b>-</b> | <b>441</b> | <b>649</b> | <b>.680</b> | <b>-</b> | <b>-</b> | <b>615</b> | <b>813</b> | <b>1078</b> | <b>39</b> | <b>-</b> | <b>-</b> | <b>-</b> | <b>1981</b> | <b>5.9</b> | <b>-</b> |

### PLAYOFFS

| G          | Mn.       | FG         | FGA       | Pct.       | 3FG         | 3FGA     | PCT      | FT       | FTA       | Pct.      | Off.        | Def.     | Tot.     | Ast.      | PF        | Do.        | StL.     | TO       | Blk.     | Pts.     | Avg.       | HI         |          |
|------------|-----------|------------|-----------|------------|-------------|----------|----------|----------|-----------|-----------|-------------|----------|----------|-----------|-----------|------------|----------|----------|----------|----------|------------|------------|----------|
| 1949-50    | 12        | -          | 16        | 37         | .432        | -        | -        | -        | 10        | 14        | .714        | -        | -        | -         | 12        | 34         | -        | -        | -        | -        | 42         | 3.5        | -        |
| 1950-51    | 7         | -          | 24        | 52         | .462        | -        | -        | -        | 6         | 8         | .750        | -        | -        | 27        | 19        | 30         | -        | -        | -        | -        | 54         | 7.7        | -        |
| 1951-52    | 12        | 235        | 30        | 68         | .441        | -        | -        | -        | 14        | 17        | .824        | -        | -        | 20        | 24        | 39         | -        | -        | -        | -        | 74         | 6.2        | -        |
| 1952-53    | 12        | 204        | 25        | 65         | .385        | -        | -        | -        | 10        | 20        | .500        | -        | -        | 22        | 14        | 32         | -        | -        | -        | -        | 60         | 5.0        | -        |
| <b>TOT</b> | <b>43</b> | <b>439</b> | <b>95</b> | <b>222</b> | <b>.428</b> | <b>-</b> | <b>-</b> | <b>-</b> | <b>40</b> | <b>59</b> | <b>.678</b> | <b>-</b> | <b>-</b> | <b>69</b> | <b>69</b> | <b>135</b> | <b>-</b> | <b>-</b> | <b>-</b> | <b>-</b> | <b>230</b> | <b>5.3</b> | <b>-</b> |

## ANTONIO HARVEY - 6-11, 225 - PFEIFFER

JULY 9, 1970

### REGULAR SEASON

| G          | Mn.       | FG         | FGA        | Pct.       | 3FG         | 3FGA     | PCT      | FT           | FTA       | Pct.      | Off.        | Def.      | Tot.      | Ast.       | PF        | Do.        | StL.     | TO        | Blk.      | Pts.      | Avg.       | HI         |          |
|------------|-----------|------------|------------|------------|-------------|----------|----------|--------------|-----------|-----------|-------------|-----------|-----------|------------|-----------|------------|----------|-----------|-----------|-----------|------------|------------|----------|
| 1993-94    | 27        | 247        | 29         | 79         | .367        | 0        | 0        | -            | 12        | 26        | .462        | 26        | 33        | 59         | 5         | 39         | 0        | 8         | 17        | 19        | 70         | 2.6        | 16       |
| 1994-95    | 59        | 572        | 77         | 176        | .438        | 1        | 1        | 1.000        | 24        | 45        | .533        | 39        | 63        | 102        | 23        | 87         | 0        | 15        | 25        | 41        | 179        | 3.0        | 18       |
| <b>TOT</b> | <b>86</b> | <b>819</b> | <b>106</b> | <b>255</b> | <b>.416</b> | <b>1</b> | <b>1</b> | <b>1.000</b> | <b>36</b> | <b>71</b> | <b>.507</b> | <b>65</b> | <b>96</b> | <b>161</b> | <b>28</b> | <b>126</b> | <b>0</b> | <b>23</b> | <b>42</b> | <b>60</b> | <b>249</b> | <b>2.9</b> | <b>-</b> |

### PLAYOFFS

| G       | Mn. | FG | FGA | Pct. | 3FG | 3FGA | PCT | FT | FTA | Pct. | Off. | Def. | Tot. | Ast. | PF | Do. | StL. | TO | Blk. | Pts. | Avg. | HI |
|---------|-----|----|-----|------|-----|------|-----|----|-----|------|------|------|------|------|----|-----|------|----|------|------|------|----|
| 1994-95 | 3   | 4  | 0   | 0    | -   | 0    | 0   | -  | 0   | 0    | -    | 0    | 1    | 1    | 0  | -   | -    | 0  | 0    | 0    | 0.0  | -  |

## BILLY HASSETT - 6-1, 180 - NOTRE DAME

OCTOBER 21, 1921

### REGULAR SEASON

| G       | Mn. | FG | FGA | Pct. | 3FG  | 3FGA | PCT | FT | FTA | Pct. | Off. | Def. | Tot. | Ast. | PF | Do. | StL. | TO | Blk. | Pts. | Avg. | HI  |   |
|---------|-----|----|-----|------|------|------|-----|----|-----|------|------|------|------|------|----|-----|------|----|------|------|------|-----|---|
| 1949-50 | 42  | -  | 38  | 145  | .262 | -    | -   | -  | 35  | 67   | .522 | -    | -    | -    | 69 | 82  | -    | -  | -    | -    | 111  | 2.6 | - |

### PLAYOFFS

| G       | Mn. | FG | FGA | Pct. | 3FG  | 3FGA | PCT | FT | FTA | Pct. | Off. | Def. | Tot. | Ast. | PF | Do. | StL. | TO | Blk. | Pts. | Avg. | HI  |   |
|---------|-----|----|-----|------|------|------|-----|----|-----|------|------|------|------|------|----|-----|------|----|------|------|------|-----|---|
| 1949-50 | 7   | -  | 3   | 12   | .250 | -    | -   | -  | 3   | 10   | .300 | -    | -    | 0    | 4  | -   | -    | -  | -    | -    | 9    | 1.3 | - |



# ALL-TIME ROSTER WITH STATISTICS



## CONNIE HAWKINS - 6-8, 215 - IOWA

JULY 17, 1942

### REGULAR SEASON

|            | G          | Min.        | FG         | FGA         | Pct.        | 3FG      | 3FGA     | PCT      | FT         | FTA        | Pct.        | Off.       | Def.       | Tot.       | Ast.       | PF         | Dq.      | Stl.       | TO       | Blk.     | Pts.       | Avg.        | Hi          |          |
|------------|------------|-------------|------------|-------------|-------------|----------|----------|----------|------------|------------|-------------|------------|------------|------------|------------|------------|----------|------------|----------|----------|------------|-------------|-------------|----------|
| 1973-74    | 71         | 2538        | 368        | 733         | .502        | -        | -        | -        | 173        | 224        | .772        | 162        | 360        | 522        | 379        | 203        | 1        | 105        | -        | -        | 78         | 909         | 12.8        | 26       |
| 1974-75    | 43         | 1026        | 139        | 324         | .429        | -        | -        | -        | 68         | 99         | .687        | 54         | 144        | 198        | 120        | 116        | 1        | 51         | -        | -        | 23         | 346         | 8.0         | 24       |
| <b>TOT</b> | <b>114</b> | <b>3564</b> | <b>507</b> | <b>1057</b> | <b>.480</b> | <b>-</b> | <b>-</b> | <b>-</b> | <b>241</b> | <b>323</b> | <b>.746</b> | <b>216</b> | <b>504</b> | <b>720</b> | <b>499</b> | <b>319</b> | <b>2</b> | <b>156</b> | <b>-</b> | <b>-</b> | <b>101</b> | <b>1255</b> | <b>11.0</b> | <b>-</b> |

### PLAYOFFS

|         | G | Min. | FG | FGA | Pct. | 3FG | 3FGA | PCT | FT | FTA | Pct. | Off. | Def. | Tot. | Ast. | PF | Dq. | Stl. | TO | Blk. | Pts. | Avg. | Hi |
|---------|---|------|----|-----|------|-----|------|-----|----|-----|------|------|------|------|------|----|-----|------|----|------|------|------|----|
| 1973-74 | 5 | 172  | 21 | 60  | .350 | -   | -    | -   | 12 | 15  | .800 | -    | -    | 40   | 16   | -  | -   | -    | -  | -    | 54   | 10.8 | -  |

## TOM HAWKINS - 6-5, 210 - NOTRE DAME

DECEMBER 22, 1936

### REGULAR SEASON

|            | G          | Min.         | FG          | FGA         | Pct.        | 3FG      | 3FGA     | PCT      | FT         | FTA         | Pct.        | Off.     | Def.     | Tot.        | Ast.       | PF          | Dq.       | Stl.     | TO       | Blk.     | Pts.        | Avg.       | Hi       |
|------------|------------|--------------|-------------|-------------|-------------|----------|----------|----------|------------|-------------|-------------|----------|----------|-------------|------------|-------------|-----------|----------|----------|----------|-------------|------------|----------|
| 1959-60    | 69         | 1467         | 220         | 579         | .380        | -        | -        | -        | 106        | 164         | .646        | -        | -        | 428         | 54         | 188         | 3         | -        | -        | -        | 546         | 7.9        | -        |
| 1960-61    | 78         | 1846         | 310         | 719         | .431        | -        | -        | -        | 140        | 235         | .596        | -        | -        | 479         | 88         | 209         | 2         | -        | -        | -        | 760         | 9.7        | -        |
| 1961-62    | 79         | 1903         | 289         | 704         | .411        | -        | -        | -        | 143        | 222         | .644        | -        | -        | 514         | 95         | 244         | 7         | -        | -        | -        | 721         | 9.1        | -        |
| 1966-67    | 76         | 1798         | 275         | 572         | .481        | -        | -        | -        | 82         | 173         | .474        | -        | -        | 434         | 83         | 207         | 1         | -        | -        | -        | 632         | 8.3        | -        |
| 1967-68    | 78         | 2463         | 389         | 779         | .499        | -        | -        | -        | 125        | 229         | .546        | -        | -        | 458         | 117        | 289         | 7         | -        | -        | -        | 903         | 11.6       | -        |
| 1968-69    | 74         | 1507         | 230         | 461         | .499        | -        | -        | -        | 62         | 151         | .411        | -        | -        | 266         | 81         | 168         | 1         | -        | -        | -        | 522         | 7.1        | -        |
| <b>TOT</b> | <b>523</b> | <b>10984</b> | <b>1933</b> | <b>4393</b> | <b>.440</b> | <b>-</b> | <b>-</b> | <b>-</b> | <b>764</b> | <b>1338</b> | <b>.571</b> | <b>-</b> | <b>-</b> | <b>3007</b> | <b>572</b> | <b>1493</b> | <b>21</b> | <b>-</b> | <b>-</b> | <b>-</b> | <b>4630</b> | <b>8.9</b> | <b>-</b> |

### PLAYOFFS

|            | G         | Min.        | FG         | FGA        | Pct.        | 3FG      | 3FGA     | PCT      | FT        | FTA        | Pct.        | Off.     | Def.     | Tot.       | Ast.      | PF       | Dq.      | Stl.     | TO       | Blk.     | Pts.       | Avg.       | Hi       |
|------------|-----------|-------------|------------|------------|-------------|----------|----------|----------|-----------|------------|-------------|----------|----------|------------|-----------|----------|----------|----------|----------|----------|------------|------------|----------|
| 1959-60    | 8         | 119         | 22         | 45         | .489        | -        | -        | -        | 15        | 18         | .833        | -        | -        | 21         | 3         | -        | -        | -        | -        | -        | 59         | 7.4        | -        |
| 1960-61    | 12        | 283         | 54         | 116        | .466        | -        | -        | -        | 31        | 47         | .660        | -        | -        | 76         | 13        | -        | -        | -        | -        | -        | 139        | 11.6       | -        |
| 1961-62    | 13        | 203         | 22         | 61         | .361        | -        | -        | -        | 10        | 24         | .417        | -        | -        | 66         | 19        | -        | -        | -        | -        | -        | 54         | 4.2        | -        |
| 1966-67    | 3         | 95          | 13         | 31         | .419        | -        | -        | -        | 4         | 8          | .500        | -        | -        | 20         | 10        | -        | -        | -        | -        | -        | 30         | 10.0       | -        |
| 1967-68    | 15        | 478         | 59         | 129        | .457        | -        | -        | -        | 24        | 40         | .600        | -        | -        | 90         | 18        | -        | -        | -        | -        | -        | 142        | 9.5        | -        |
| 1968-69    | 14        | 180         | 24         | 50         | .480        | -        | -        | -        | 7         | 18         | .389        | -        | -        | 40         | 7         | -        | -        | -        | -        | -        | 55         | 3.9        | -        |
| <b>TOT</b> | <b>65</b> | <b>1358</b> | <b>194</b> | <b>432</b> | <b>.449</b> | <b>-</b> | <b>-</b> | <b>-</b> | <b>91</b> | <b>155</b> | <b>.587</b> | <b>-</b> | <b>-</b> | <b>313</b> | <b>70</b> | <b>-</b> | <b>-</b> | <b>-</b> | <b>-</b> | <b>-</b> | <b>479</b> | <b>7.4</b> | <b>-</b> |

## NATE HAWTHORNE - 6-4, 190 - SOUTHERN ILLINOIS

JANUARY 15, 1950

### REGULAR SEASON

|         | G  | Min. | FG | FGA | Pct. | 3FG | 3FGA | PCT | FT | FTA | Pct. | Off. | Def. | Tot. | Ast. | PF | Dq. | Stl. | TO | Blk. | Pts. | Avg. | Hi  |    |
|---------|----|------|----|-----|------|-----|------|-----|----|-----|------|------|------|------|------|----|-----|------|----|------|------|------|-----|----|
| 1973-74 | 33 | 229  | 38 | 93  | .409 | -   | -    | -   | 30 | 48  | .625 | -    | -    | 16   | 32   | 23 | 33  | 1    | 9  | -    | 6    | 106  | 3.2 | 13 |

### PLAYOFFS

|         | G | Min. | FG | FGA | Pct. | 3FG | 3FGA | PCT | FT | FTA | Pct. | Off. | Def. | Tot. | Ast. | PF | Dq. | Stl. | TO | Blk. | Pts. | Avg. | Hi |
|---------|---|------|----|-----|------|-----|------|-----|----|-----|------|------|------|------|------|----|-----|------|----|------|------|------|----|
| 1973-74 | 3 | 14   | 1  | 7   | .143 | -   | -    | -   | 4  | 5   | .800 | -    | -    | 2    | 2    | -  | -   | -    | -  | -    | 6    | 2.0  | -  |

## SPENCER HAYWOOD - 6-8, 225 - DETROIT

APRIL 22, 1949

### REGULAR SEASON

|         | G  | Min. | FG  | FGA | Pct. | 3FG | 3FGA | PCT  | FT  | FTA | Pct. | Off. | Def. | Tot. | Ast. | PF  | Dq. | Stl. | TO  | Blk. | Pts. | Avg. | Hi |
|---------|----|------|-----|-----|------|-----|------|------|-----|-----|------|------|------|------|------|-----|-----|------|-----|------|------|------|----|
| 1979-80 | 76 | 1544 | 288 | 591 | .487 | 1   | 4    | .250 | 159 | 206 | .772 | 132  | 214  | 346  | 93   | 197 | 2   | 35   | 134 | 57   | 736  | 9.7  | 25 |

### PLAYOFFS

|         | G  | Min. | FG | FGA | Pct. | 3FG | 3FGA | PCT  | FT | FTA | Pct. | Off. | Def. | Tot. | Ast. | PF | Dq. | Stl. | TO | Blk. | Pts. | Avg. | Hi |
|---------|----|------|----|-----|------|-----|------|------|----|-----|------|------|------|------|------|----|-----|------|----|------|------|------|----|
| 1979-80 | 11 | 145  | 25 | 53  | .472 | 0   | 1    | .000 | 13 | 16  | .813 | 14   | 12   | 26   | 4    | -  | -   | -    | 20 | 6    | 63   | 5.7  | -  |

## WALT HAZZARD - 6-2, 190 - UCLA

APRIL 15, 1942

### REGULAR SEASON

|            | G          | Min.        | FG         | FGA         | Pct.        | 3FG      | 3FGA     | PCT      | FT         | FTA        | Pct.        | Off.     | Def.     | Tot.       | Ast.       | PF         | Dq.      | Stl.     | TO       | Blk.     | Pts.        | Avg.       | Hi       |
|------------|------------|-------------|------------|-------------|-------------|----------|----------|----------|------------|------------|-------------|----------|----------|------------|------------|------------|----------|----------|----------|----------|-------------|------------|----------|
| 1964-65    | 66         | 919         | 117        | 306         | .382        | -        | -        | -        | 46         | 71         | .648        | -        | -        | 111        | 140        | 132        | 0        | -        | -        | -        | 280         | 4.2        | -        |
| 1965-66    | 80         | 2198        | 458        | 1003        | .457        | -        | -        | -        | 182        | 257        | .708        | -        | -        | 219        | 393        | 224        | 0        | -        | -        | -        | 1098        | 13.7       | -        |
| 1966-67    | 79         | 1642        | 301        | 706         | .426        | -        | -        | -        | 129        | 177        | .729        | -        | -        | 231        | 323        | 203        | 1        | -        | -        | -        | 731         | 9.3        | -        |
| <b>TOT</b> | <b>225</b> | <b>4759</b> | <b>876</b> | <b>2015</b> | <b>.435</b> | <b>-</b> | <b>-</b> | <b>-</b> | <b>357</b> | <b>505</b> | <b>.707</b> | <b>-</b> | <b>-</b> | <b>561</b> | <b>826</b> | <b>559</b> | <b>1</b> | <b>-</b> | <b>-</b> | <b>-</b> | <b>2109</b> | <b>9.4</b> | <b>-</b> |

### PLAYOFFS

|            | G         | Min.       | FG        | FGA        | Pct.        | 3FG      | 3FGA     | PCT      | FT        | FTA       | Pct.        | Off.     | Def.     | Tot.      | Ast.      | PF        | Dq.      | Stl.     | TO       | Blk.     | Pts.       | Avg.        | Hi       |
|------------|-----------|------------|-----------|------------|-------------|----------|----------|----------|-----------|-----------|-------------|----------|----------|-----------|-----------|-----------|----------|----------|----------|----------|------------|-------------|----------|
| 1964-65    | 7         | 118        | 19        | 57         | .333        | -        | -        | -        | 15        | 20        | .750        | -        | -        | 18        | 30        | 18        | -        | -        | -        | -        | 53         | 7.6         | -        |
| 1965-66    | 14        | 340        | 70        | 142        | .493        | -        | -        | -        | 26        | 42        | .619        | -        | -        | 41        | 44        | 40        | -        | -        | -        | -        | 166        | 11.9        | -        |
| 1966-67    | 3         | 86         | 6         | 25         | .240        | -        | -        | -        | 8         | 10        | .800        | -        | -        | 8         | 16        | 11        | -        | -        | -        | -        | 20         | 6.7         | -        |
| <b>TOT</b> | <b>24</b> | <b>544</b> | <b>95</b> | <b>224</b> | <b>.424</b> | <b>-</b> | <b>-</b> | <b>-</b> | <b>49</b> | <b>72</b> | <b>.681</b> | <b>-</b> | <b>-</b> | <b>67</b> | <b>90</b> | <b>69</b> | <b>-</b> | <b>-</b> | <b>-</b> | <b>-</b> | <b>239</b> | <b>10.0</b> | <b>-</b> |

## JEROME HENDERSON - 6-11, 230 - NEW MEXICO

OCTOBER 5, 1959

### REGULAR SEASON

|         | G | Min. | FG | FGA | Pct. | 3FG | 3FGA | PCT | FT | FTA | Pct. | Off. | Def. | Tot. | Ast. | PF | Dq. | Stl. | TO | Blk. | Pts. | Avg. | Hi |
|---------|---|------|----|-----|------|-----|------|-----|----|-----|------|------|------|------|------|----|-----|------|----|------|------|------|----|
| 1985-86 | 1 | 3    | 2  | 3   | .667 | 0   | 0    | -   | 0  | 0   | -    | 0    | 1    | 1    | 0    | 1  | 0   | 0    | 0  | 0    | 4    | 4.0  | 4  |

## XAVIER HENRY - 6-6, 220 - KANSAS

MARCH 15, 1991

### REGULAR SEASON

|            | G         | Min.       | FG         | FGA        | Pct.        | 3FG       | 3FGA      | PCT         | FT         | FTA        | Pct.        | Off.      | Def.      | Tot.       | Ast.      | PF        | Dq.      | Stl.      | TO        | Blk.     | Pts.       | Avg.       | Hi       |
|------------|-----------|------------|------------|------------|-------------|-----------|-----------|-------------|------------|------------|-------------|-----------|-----------|------------|-----------|-----------|----------|-----------|-----------|----------|------------|------------|----------|
| 2013-14    | 43        | 908        | 144        | 345        | .417        | 28        | 81        | .346        | 116        | 177        | .655        | 25        | 89        | 114        | 51        | 79        | 0        | 44        | 57        | 7        | 432        | 10.0       | 27       |
| 2014-15    | 9         | 86         | 3          | 13         | .231        | 0         | 0         | ---         | 14         | 24         | .583        | 2         | 4         | 3          | 6         | 0         | 3        | 3         | 0         | 20       | 2.2        | 8          |          |
| <b>TOT</b> | <b>52</b> | <b>994</b> | <b>147</b> | <b>358</b> | <b>.411</b> | <b>28</b> | <b>81</b> | <b>.346</b> | <b>130</b> | <b>201</b> | <b>.647</b> | <b>27</b> | <b>91</b> | <b>118</b> | <b>54</b> | <b>85</b> | <b>0</b> | <b>47</b> | <b>60</b> | <b>7</b> | <b>452</b> | <b>8.7</b> | <b>-</b> |

## FRED HEITZEL - 6-8, 230 - DAVIDSON

JULY 21, 1942

### REGULAR SEASON

|         | G  | Min. | FG  | FGA | Pct. | 3FG | 3FGA | PCT | FT | FTA | Pct. | Off. | Def. | Tot. | Ast. | PF | Dq. | Stl. | TO | Blk. | Pts. | Avg. | Hi |
|---------|----|------|-----|-----|------|-----|------|-----|----|-----|------|------|------|------|------|----|-----|------|----|------|------|------|----|
| 1970-71 | 59 | 613  | 111 | 256 | .434 | -   | -    | -   | 60 | 77  | .779 | -    | -    | 149  | 37   | 99 | 3   | -    | -  | -    | 282  | 4.8  | -  |

### PLAYOFFS

|         | G | Min. | FG | FGA | Pct. | 3FG | 3FGA | PCT | FT | FTA | Pct.  | Off. | Def. | Tot. | Ast. | PF | Dq. | Stl. | TO | Blk. | Pts. | Avg. | Hi |
|---------|---|------|----|-----|------|-----|------|-----|----|-----|-------|------|------|------|------|----|-----|------|----|------|------|------|----|
| 1970-71 | 7 | 38   | 5  | 15  | .333 | -   | -    | -   | 2  | 2   | 1.000 | -    | -    | 7    | 2</  |    |     |      |    |      |      |      |    |





# ALL-TIME ROSTER WITH STATISTICS

## BILL HEWITT - 6-7, 210 - USC

AUGUST 8, 1944

### REGULAR SEASON

| G          | Mn.       | FG          | FGA        | Pct.       | 3FG         | 3FGA | PCT | FT | FTA       | Pct.       | Off.        | Def. | Tot. | Ast.       | PF         | Do.        | StL.     | TO | Blk. | Pts. | Avg.       | HI         |   |
|------------|-----------|-------------|------------|------------|-------------|------|-----|----|-----------|------------|-------------|------|------|------------|------------|------------|----------|----|------|------|------------|------------|---|
| 1968-69    | 75        | 1455        | 239        | 528        | .453        | -    | -   | -  | 61        | 106        | .575        | -    | -    | 332        | 76         | 139        | 1        | -  | -    | -    | 539        | 7.2        | - |
| 1969-70    | 20        | 478         | 25         | 88         | .284        | -    | -   | -  | 16        | 31         | .516        | -    | -    | 141        | 28         | 39         | 0        | -  | -    | -    | 66         | 3.3        | - |
| <b>TOT</b> | <b>95</b> | <b>1933</b> | <b>264</b> | <b>616</b> | <b>.429</b> | -    | -   | -  | <b>77</b> | <b>137</b> | <b>.562</b> | -    | -    | <b>473</b> | <b>104</b> | <b>178</b> | <b>1</b> | -  | -    | -    | <b>605</b> | <b>6.4</b> | - |

### PLAYOFFS

| G       | Mn. | FG  | FGA | Pct. | 3FG  | 3FGA | PCT | FT | FTA | Pct. | Off. | Def. | Tot. | Ast. | PF | Do. | StL. | TO | Blk. | Pts. | Avg. | HI  |   |
|---------|-----|-----|-----|------|------|------|-----|----|-----|------|------|------|------|------|----|-----|------|----|------|------|------|-----|---|
| 1968-69 | 15  | 412 | 61  | 151  | .404 | -    | -   | -  | 18  | 29   | .621 | -    | -    | 78   | 17 | -   | -    | -  | -    | -    | 140  | 9.3 | - |

## ROY HIBBERT - 7-2, 270 - GEORGETOWN

DECEMBER 11, 1986

### REGULAR SEASON

| G       | Mn. | FG   | FGA | Pct. | 3FG  | 3FGA | PCT | FT   | FTA | Pct. | Off. | Def. | Tot. | Ast. | PF | Do. | StL. | TO | Blk. | Pts. | Avg. | HI  |    |
|---------|-----|------|-----|------|------|------|-----|------|-----|------|------|------|------|------|----|-----|------|----|------|------|------|-----|----|
| 2015-16 | 81  | 1878 | 182 | 411  | .443 | 0    | 2   | .000 | 117 | 145  | .807 | 132  | 266  | 398  | 95 | 252 | 3    | 32 | 76   | 110  | 481  | 5.9 | 18 |

## MIKE HIGGINS - 6-9, 220 - NORTHERN COLORADO

FEBRUARY 17, 1967

### REGULAR SEASON

| G       | Mn. | FG | FGA | Pct. | 3FG | 3FGA | PCT | FT | FTA | Pct. | Off. | Def. | Tot. | Ast. | PF | Do. | StL. | TO | Blk. | Pts. | Avg. | HI  |   |
|---------|-----|----|-----|------|-----|------|-----|----|-----|------|------|------|------|------|----|-----|------|----|------|------|------|-----|---|
| 1989-90 | 6   | 18 | 0   | 0    | -   | 0    | 0   | -  | 1   | 2    | .500 | 1    | 0    | 1    | 1  | 4   | 0    | 1  | 0    | 2    | 1    | 0.2 | 1 |

## JORDAN HILL - 6-10, 235 - ARIZONA

JULY 27, 1987

### REGULAR SEASON

| G          | Mn.        | FG          | FGA        | Pct.        | 3FG         | 3FGA     | PCT       | FT          | FTA        | Pct.       | Off.        | Def.       | Tot.       | Ast.        | PF         | Do.        | StL.     | TO        | Blk.       | Pts.       | Avg.        | HI         |    |
|------------|------------|-------------|------------|-------------|-------------|----------|-----------|-------------|------------|------------|-------------|------------|------------|-------------|------------|------------|----------|-----------|------------|------------|-------------|------------|----|
| 2011-12    | 7          | 82          | 14         | 30          | .467        | 0        | 0         | -           | 5          | 8          | .625        | 14         | 17         | 31          | 2          | 11         | 0        | 5         | 7          | 6          | 33          | 4.7        | 14 |
| 2012-13    | 29         | 458         | 77         | 155         | .497        | 0        | 2         | .000        | 40         | 61         | .656        | 82         | 84         | 166         | 13         | 55         | 0        | 8         | 26         | 19         | 194         | 6.7        | 17 |
| 2013-14    | 72         | 1500        | 286        | 521         | .549        | 0        | 1         | .000        | 124        | 181        | .685        | 194        | 341        | 535         | 54         | 172        | 2        | 29        | 75         | 64         | 696         | 9.7        | 28 |
| 2014-15    | 70         | 1874        | 357        | 777         | .459        | 3        | 11        | .273        | 124        | 168        | .738        | 174        | 382        | 556         | 103        | 164        | 2        | 34        | 106        | 52         | 841         | 12.0       | 26 |
| <b>TOT</b> | <b>178</b> | <b>3914</b> | <b>734</b> | <b>1483</b> | <b>.495</b> | <b>3</b> | <b>14</b> | <b>.214</b> | <b>293</b> | <b>418</b> | <b>.701</b> | <b>464</b> | <b>824</b> | <b>1288</b> | <b>172</b> | <b>402</b> | <b>4</b> | <b>76</b> | <b>214</b> | <b>141</b> | <b>1764</b> | <b>9.9</b> | -  |

### PLAYOFFS

| G          | Mn.       | FG         | FGA       | Pct.      | 3FG         | 3FGA     | PCT      | FT | FTA       | Pct.      | Off.        | Def.      | Tot.      | Ast.      | PF       | Do.       | StL.     | TO       | Blk.     | Pts.      | Avg.      | HI         |   |
|------------|-----------|------------|-----------|-----------|-------------|----------|----------|----|-----------|-----------|-------------|-----------|-----------|-----------|----------|-----------|----------|----------|----------|-----------|-----------|------------|---|
| 2011-12    | 12        | 217        | 23        | 53        | .434        | 0        | 0        | -  | 11        | 16        | .688        | 39        | 37        | 76        | 1        | 32        | 0        | 3        | 7        | 8         | 57        | 4.8        | - |
| 2012-13    | 3         | 31         | 5         | 10        | .500        | 0        | 0        | -  | 0         | 0         | -           | 2         | 9         | 11        | 1        | 2         | 0        | 0        | 2        | 10        | 3.3       | -          | - |
| <b>TOT</b> | <b>15</b> | <b>248</b> | <b>28</b> | <b>63</b> | <b>.444</b> | <b>0</b> | <b>0</b> | -  | <b>11</b> | <b>16</b> | <b>.688</b> | <b>41</b> | <b>46</b> | <b>87</b> | <b>2</b> | <b>34</b> | <b>0</b> | <b>3</b> | <b>7</b> | <b>10</b> | <b>67</b> | <b>4.5</b> | - |

## LEW HITCH - 6-8, 200 - KANSAS STATE

JULY 16, 1929

### REGULAR SEASON

| G          | Mn.        | FG          | FGA        | Pct.        | 3FG         | 3FGA | PCT | FT | FTA        | Pct.       | Off.        | Def. | Tot. | Ast.        | PF         | Do.        | StL.     | TO | Blk. | Pts. | Avg.        | HI         |   |
|------------|------------|-------------|------------|-------------|-------------|------|-----|----|------------|------------|-------------|------|------|-------------|------------|------------|----------|----|------|------|-------------|------------|---|
| 1951-52    | 61         | 849         | 77         | 215         | .358        | -    | -   | -  | 63         | 94         | .670        | -    | -    | 243         | 50         | 89         | 3        | -  | -    | -    | 217         | 3.6        | - |
| 1952-53    | 70         | 1027        | 89         | 255         | .349        | -    | -   | -  | 83         | 136        | .610        | -    | -    | 275         | 66         | 122        | 2        | -  | -    | -    | 261         | 3.7        | - |
| 1954-55    | 74         | 1774        | 167        | 417         | .400        | -    | -   | -  | 115        | 169        | .680        | -    | -    | 438         | 125        | 112        | 0        | -  | -    | -    | 449         | 6.1        | - |
| 1955-56    | 69         | 1129        | 94         | 235         | .400        | -    | -   | -  | 100        | 132        | .758        | -    | -    | 283         | 77         | 85         | 0        | -  | -    | -    | 288         | 4.2        | - |
| <b>TOT</b> | <b>274</b> | <b>4779</b> | <b>427</b> | <b>1122</b> | <b>.381</b> | -    | -   | -  | <b>361</b> | <b>531</b> | <b>.680</b> | -    | -    | <b>1239</b> | <b>318</b> | <b>406</b> | <b>5</b> | -  | -    | -    | <b>1215</b> | <b>4.4</b> | - |

### PLAYOFFS

| G          | Mn.       | FG         | FGA       | Pct.       | 3FG         | 3FGA | PCT | FT | FTA       | Pct.      | Off.        | Def. | Tot. | Ast.       | PF        | Do. | StL. | TO | Blk. | Pts. | Avg.       | HI         |   |
|------------|-----------|------------|-----------|------------|-------------|------|-----|----|-----------|-----------|-------------|------|------|------------|-----------|-----|------|----|------|------|------------|------------|---|
| 1951-52    | 13        | 152        | 9         | 25         | .360        | -    | -   | -  | 6         | 21        | .286        | -    | -    | 44         | 9         | -   | -    | -  | -    | -    | 24         | 1.8        | - |
| 1952-53    | 12        | 189        | 16        | 46         | .348        | -    | -   | -  | 17        | 32        | .531        | -    | -    | 64         | 11        | -   | -    | -  | -    | -    | 49         | 4.1        | - |
| 1954-55    | 7         | 137        | 16        | 40         | .400        | -    | -   | -  | 23        | 29        | .793        | -    | -    | 42         | 10        | -   | -    | -  | -    | -    | 55         | 7.9        | - |
| 1955-56    | 3         | 54         | 4         | 13         | .308        | -    | -   | -  | 7         | 10        | .700        | -    | -    | 15         | 2         | -   | -    | -  | -    | -    | 15         | 5.0        | - |
| <b>TOT</b> | <b>35</b> | <b>532</b> | <b>45</b> | <b>124</b> | <b>.363</b> | -    | -   | -  | <b>53</b> | <b>92</b> | <b>.576</b> | -    | -    | <b>165</b> | <b>32</b> | -   | -    | -  | -    | -    | <b>143</b> | <b>4.1</b> | - |

## JIM HOLSTEIN - 6-3, 180 - CINCINNATI

SEPTEMBER 24, 1930

### REGULAR SEASON

| G          | Mn.        | FG          | FGA        | Pct.       | 3FG         | 3FGA | PCT | FT | FTA        | Pct.       | Off.        | Def. | Tot. | Ast.       | PF         | Do.        | StL.     | TO | Blk. | Pts. | Avg.       | HI         |   |
|------------|------------|-------------|------------|------------|-------------|------|-----|----|------------|------------|-------------|------|------|------------|------------|------------|----------|----|------|------|------------|------------|---|
| 1952-53    | 66         | 989         | 98         | 274        | .358        | -    | -   | -  | 70         | 105        | .667        | -    | -    | 173        | 74         | 128        | 1        | -  | -    | -    | 266        | 4.0        | - |
| 1953-54    | 70         | 1155        | 88         | 288        | .306        | -    | -   | -  | 64         | 112        | .571        | -    | -    | 204        | 79         | 140        | 0        | -  | -    | -    | 240        | 3.4        | - |
| 1954-55    | 62         | 980         | 107        | 330        | .324        | -    | -   | -  | 67         | 94         | .713        | -    | -    | 206        | 58         | 107        | 0        | -  | -    | -    | 281        | 4.5        | - |
| <b>TOT</b> | <b>198</b> | <b>3124</b> | <b>293</b> | <b>892</b> | <b>.328</b> | -    | -   | -  | <b>201</b> | <b>311</b> | <b>.646</b> | -    | -    | <b>583</b> | <b>211</b> | <b>375</b> | <b>1</b> | -  | -    | -    | <b>787</b> | <b>4.0</b> | - |

### PLAYOFFS

| G          | Mn.       | FG         | FGA       | Pct.       | 3FG         | 3FGA | PCT | FT | FTA       | Pct.      | Off.        | Def. | Tot. | Ast.      | PF        | Do. | StL. | TO | Blk. | Pts. | Avg.       | HI         |   |
|------------|-----------|------------|-----------|------------|-------------|------|-----|----|-----------|-----------|-------------|------|------|-----------|-----------|-----|------|----|------|------|------------|------------|---|
| 1952-53    | 12        | 192        | 20        | 42         | .476        | -    | -   | -  | 12        | 23        | .522        | -    | -    | 30        | 11        | -   | -    | -  | -    | -    | 52         | 4.3        | - |
| 1953-54    | 13        | 188        | 15        | 49         | .306        | -    | -   | -  | 16        | 23        | .696        | -    | -    | 35        | 11        | -   | -    | -  | -    | -    | 46         | 3.5        | - |
| 1954-55    | 7         | 117        | 16        | 38         | .421        | -    | -   | -  | 8         | 9         | .889        | -    | -    | 30        | 6         | -   | -    | -  | -    | -    | 40         | 5.7        | - |
| <b>TOT</b> | <b>32</b> | <b>497</b> | <b>51</b> | <b>129</b> | <b>.395</b> | -    | -   | -  | <b>36</b> | <b>55</b> | <b>.655</b> | -    | -    | <b>95</b> | <b>28</b> | -   | -    | -  | -    | -    | <b>138</b> | <b>4.3</b> | - |

## BRAD HOLLAND - 6-3, 220 - UCLA

DECEMBER 12, 1956

### REGULAR SEASON

| G          | Mn.       | FG         | FGA       | Pct.       | 3FG         | 3FGA     | PCT       | FT          | FTA       | Pct.      | Off.        | Def.      | Tot.      | Ast.      | PF        | Do.       | StL.     | TO        | Blk.      | Pts.     | Avg.       | HI         |    |
|------------|-----------|------------|-----------|------------|-------------|----------|-----------|-------------|-----------|-----------|-------------|-----------|-----------|-----------|-----------|-----------|----------|-----------|-----------|----------|------------|------------|----|
| 1979-80    | 38        | 197        | 44        | 104        | .423        | 3        | 15        | .200        | 15        | 16        | .938        | 4         | 13        | 17        | 22        | 24        | 0        | 15        | 13        | 1        | 106        | 2.8        | 12 |
| 1980-81    | 41        | 295        | 47        | 111        | .423        | 1        | 3         | .333        | 35        | 49        | .714        | 9         | 20        | 29        | 23        | 44        | 0        | 21        | 31        | 1        | 130        | 3.2        | 10 |
| <b>TOT</b> | <b>79</b> | <b>492</b> | <b>91</b> | <b>215</b> | <b>.423</b> | <b>4</b> | <b>18</b> | <b>.222</b> | <b>50</b> | <b>65</b> | <b>.769</b> | <b>13</b> | <b>33</b> | <b>46</b> | <b>45</b> | <b>68</b> | <b>0</b> | <b>36</b> | <b>44</b> | <b>2</b> | <b>236</b> | <b>3.0</b> | -  |

## JOHN HORAN - 6-8, 190 - DAYTON

NOVEMBER 14, 1980

### REGULAR SEASON

| G       | Mn. | FG | FGA | Pct. | 3FG  | 3FGA | PCT | FT | FTA | Pct. | Off. | Def. | Tot. | Ast. | PF | Do. | StL. | TO | Blk. | Pts. | Avg. | HI  |   |
|---------|-----|----|-----|------|------|------|-----|----|-----|------|------|------|------|------|----|-----|------|----|------|------|------|-----|---|
| 1955-56 | 12  | 50 | 4   | 16   | .250 | -    | -   | -  | 4   | 5    | .800 | -    | -    | 6    | 1  | 7   | 0    | -  | -    | -    | 12   | 1.0 | - |



# ALL-TIME ROSTER WITH STATISTICS



## RON HORN - 6-7, 225 - INDIANA

MAY 24, 1938

### REGULAR SEASON

| G       | Min. | FG  | FGA | Pct. | 3FG | 3FGA | PCT | FT | FTA | Pct. | Off. | Def. | Tot. | Ast. | PF | Dq. | Stl. | TO | Blk. | Prs. | Avg. | Hi |
|---------|------|-----|-----|------|-----|------|-----|----|-----|------|------|------|------|------|----|-----|------|----|------|------|------|----|
| 1962-63 | 28   | 289 | 27  | 82   | 329 | -    | -   | 20 | 29  | .690 | -    | -    | 71   | 10   | 46 | 0   | -    | -  | -    | 74   | 2.6  | -  |

### PLAYOFFS

| G       | Min. | FG | FGA | Pct. | 3FG | 3FGA | PCT | FT | FTA | Pct. | Off. | Def. | Tot. | Ast. | PF | Dq. | Stl. | TO | Blk. | Prs. | Avg. | Hi |
|---------|------|----|-----|------|-----|------|-----|----|-----|------|------|------|------|------|----|-----|------|----|------|------|------|----|
| 1962-63 | 7    | 55 | 4   | 12   | 333 | -    | -   | 4  | 5   | .800 | -    | -    | 11   | 2    | -  | -   | -    | -  | -    | 12   | 1.7  | -  |

## ROBERT HORRY - 6-10, 240 - ALABAMA

AUGUST 25, 1970

### REGULAR SEASON

| G          | Min.       | FG           | FGA         | Pct.        | 3FG        | 3FGA       | PCT        | FT         | FTA        | Pct.       | Off.        | Def.       | Tot.        | Ast.        | PF         | Dq.         | Stl.      | TO         | Blk.       | Prs.       | Avg.        | Hi         |          |
|------------|------------|--------------|-------------|-------------|------------|------------|------------|------------|------------|------------|-------------|------------|-------------|-------------|------------|-------------|-----------|------------|------------|------------|-------------|------------|----------|
| 1996-97    | 22         | 676          | 75          | 165         | 455        | 25         | 76         | 329        | 28         | 40         | .700        | 28         | 90          | 118         | 56         | 72          | 1         | 38         | 26         | 29         | 203         | 9.2        | 15       |
| 1997-98    | 72         | 2192         | 200         | 420         | 476        | 19         | 93         | 204        | 117        | 169        | .692        | 186        | 356         | 542         | 163        | 238         | 5         | 112        | 99         | 94         | 536         | 7.4        | 23       |
| 1998-99    | 38         | 744          | 67          | 146         | 459        | 20         | 45         | 444        | 34         | 46         | .739        | 56         | 96          | 152         | 56         | 103         | 2         | 36         | 49         | 39         | 188         | 4.9        | 22       |
| 1999-00    | 76         | 1685         | 159         | 363         | 438        | 29         | 94         | 309        | 89         | 113        | .788        | 133        | 228         | 361         | 118        | 189         | 0         | 84         | 73         | 80         | 436         | 5.7        | 20       |
| 2000-01    | 79         | 1587         | 147         | 380         | 387        | 54         | 156        | 346        | 59         | 83         | .711        | 93         | 203         | 296         | 128        | 210         | 3         | 54         | 79         | 54         | 407         | 5.2        | 20       |
| 2001-02    | 81         | 2140         | 183         | 460         | 398        | 76         | 203        | 374        | 108        | 138        | .783        | 130        | 349         | 479         | 232        | 208         | 1         | 77         | 88         | 89         | 550         | 6.8        | 23       |
| 2002-03    | 80         | 2343         | 184         | 476         | 387        | 51         | 177        | 288        | 103        | 134        | .769        | 181        | 333         | 514         | 233        | 247         | 2         | 96         | 112        | 61         | 522         | 6.5        | 17       |
| <b>TOT</b> | <b>448</b> | <b>11367</b> | <b>1015</b> | <b>2410</b> | <b>421</b> | <b>274</b> | <b>844</b> | <b>325</b> | <b>538</b> | <b>723</b> | <b>.744</b> | <b>807</b> | <b>1655</b> | <b>2462</b> | <b>986</b> | <b>1267</b> | <b>14</b> | <b>497</b> | <b>526</b> | <b>446</b> | <b>2842</b> | <b>6.3</b> | <b>-</b> |

### PLAYOFFS

| G          | Min.       | FG          | FGA        | Pct.       | 3FG        | 3FGA      | PCT        | FT         | FTA        | Pct.       | Off.        | Def.       | Tot.       | Ast.       | PF         | Dq.      | Stl.       | TO         | Blk.      | Prs.       | Avg.       | Hi       |
|------------|------------|-------------|------------|------------|------------|-----------|------------|------------|------------|------------|-------------|------------|------------|------------|------------|----------|------------|------------|-----------|------------|------------|----------|
| 1996-97    | 9          | 279         | 17         | 38         | 447        | 12        | 28         | 429        | 14         | 18         | .778        | 12         | 36         | 48         | 13         | -        | 10         | 11         | 7         | 60         | 6.7        | -        |
| 1997-98    | 13         | 422         | 39         | 70         | 557        | 6         | 17         | 353        | 28         | 41         | .683        | 34         | 50         | 84         | 40         | -        | 14         | 18         | 18        | 112        | 8.6        | -        |
| 1998-99    | 8          | 177         | 12         | 26         | 462        | 5         | 12         | 417        | 11         | 14         | .786        | 10         | 26         | 36         | 11         | -        | 6          | 7          | 6         | 40         | 5.0        | -        |
| 1999-00    | 23         | 618         | 59         | 145        | 407        | 17        | 59         | 288        | 40         | 57         | .702        | 38         | 85         | 123        | 58         | -        | 20         | 30         | 19        | 175        | 7.6        | -        |
| 2000-01    | 16         | 382         | 32         | 87         | 368        | 17        | 47         | 362        | 13         | 22         | .591        | 30         | 53         | 83         | 31         | -        | 22         | 18         | 16        | 94         | 5.9        | -        |
| 2001-02    | 19         | 703         | 61         | 136        | 449        | 24        | 62         | 387        | 30         | 38         | .789        | 36         | 118        | 154        | 61         | -        | 33         | 30         | 16        | 176        | 9.3        | -        |
| 2002-03    | 12         | 373         | 30         | 94         | 319        | 2         | 38         | 653        | 5          | 9          | .556        | 23         | 57         | 80         | 37         | -        | 15         | 17         | 12        | 67         | 5.6        | -        |
| <b>TOT</b> | <b>100</b> | <b>2954</b> | <b>250</b> | <b>596</b> | <b>419</b> | <b>83</b> | <b>263</b> | <b>316</b> | <b>141</b> | <b>199</b> | <b>.709</b> | <b>183</b> | <b>425</b> | <b>608</b> | <b>251</b> | <b>-</b> | <b>120</b> | <b>131</b> | <b>94</b> | <b>724</b> | <b>7.2</b> | <b>-</b> |

## DWIGHT HOWARD - 6-11, 265 - SW ATLANTA CHRISTIAN ACADEMY (GA)

DECEMBER 8, 1985

### REGULAR SEASON

| G       | Min. | FG   | FGA | Pct. | 3FG | 3FGA | PCT | FT  | FTA | Pct. | Off. | Def. | Tot. | Ast. | PF  | Dq. | Stl. | TO | Blk. | Prs. | Avg. | Hi   |    |
|---------|------|------|-----|------|-----|------|-----|-----|-----|------|------|------|------|------|-----|-----|------|----|------|------|------|------|----|
| 2012-13 | 76   | 2722 | 470 | 813  | 578 | 1    | 6   | 167 | 355 | 721  | .492 | 251  | 694  | 945  | 108 | 291 | 5    | 84 | 225  | 186  | 1296 | 17.1 | 39 |

### PLAYOFFS

| G       | Min. | FG  | FGA | Pct. | 3FG | 3FGA | PCT | FT | FTA | Pct. | Off. | Def. | Tot. | Ast. | PF | Dq. | Stl. | TO | Blk. | Prs. | Avg. | Hi   |   |
|---------|------|-----|-----|------|-----|------|-----|----|-----|------|------|------|------|------|----|-----|------|----|------|------|------|------|---|
| 2012-13 | 4    | 126 | 26  | 42   | 619 | 0    | 0   | -  | 16  | 36   | .444 | 10   | 33   | 43   | 4  | 17  | 0    | 2  | 16   | 8    | 68   | 17.0 | - |

## LOU HUDSON - 6-4 1/2, 215 - MINNESOTA

JULY 11, 1944

### REGULAR SEASON

| G          | Min.       | FG          | FGA        | Pct.        | 3FG        | 3FGA     | PCT      | FT         | FTA        | Pct.        | Off.       | Def.       | Tot.       | Ast.       | PF         | Dq.      | Stl.       | TO         | Blk.      | Prs.        | Avg.        | Hi       |
|------------|------------|-------------|------------|-------------|------------|----------|----------|------------|------------|-------------|------------|------------|------------|------------|------------|----------|------------|------------|-----------|-------------|-------------|----------|
| 1977-78    | 82         | 2283        | 493        | 992         | 497        | -        | -        | 137        | 177        | .774        | 80         | 108        | 188        | 193        | 196        | 0        | 94         | 150        | 14        | 1123        | 13.7        | 30       |
| 1978-79    | 78         | 1686        | 329        | 636         | 517        | -        | -        | 110        | 124        | .887        | 64         | 76         | 140        | 141        | 133        | 1        | 58         | 99         | 17        | 768         | 9.8         | 23       |
| <b>TOT</b> | <b>160</b> | <b>3969</b> | <b>822</b> | <b>1628</b> | <b>505</b> | <b>-</b> | <b>-</b> | <b>247</b> | <b>301</b> | <b>.821</b> | <b>144</b> | <b>184</b> | <b>328</b> | <b>334</b> | <b>329</b> | <b>1</b> | <b>152</b> | <b>249</b> | <b>31</b> | <b>1891</b> | <b>11.8</b> | <b>-</b> |

### PLAYOFFS

| G          | Min.     | FG         | FGA       | Pct.      | 3FG        | 3FGA     | PCT      | FT        | FTA       | Pct.        | Off.     | Def.      | Tot.      | Ast.     | PF       | Dq.      | Stl.     | TO       | Blk.     | Prs.      | Avg.       | Hi       |
|------------|----------|------------|-----------|-----------|------------|----------|----------|-----------|-----------|-------------|----------|-----------|-----------|----------|----------|----------|----------|----------|----------|-----------|------------|----------|
| 1977-78    | 3        | 93         | 14        | 38        | 368        | -        | -        | 7         | 8         | .875        | -        | 9         | 9         | 9        | -        | -        | -        | -        | -        | 35        | 11.7       | -        |
| 1978-79    | 6        | 90         | 17        | 32        | 531        | -        | -        | 4         | 4         | 1.000       | -        | 4         | 8         | -        | -        | -        | -        | -        | -        | 38        | 6.3        | -        |
| <b>TOT</b> | <b>9</b> | <b>183</b> | <b>31</b> | <b>70</b> | <b>443</b> | <b>-</b> | <b>-</b> | <b>11</b> | <b>12</b> | <b>.917</b> | <b>-</b> | <b>13</b> | <b>17</b> | <b>-</b> | <b>-</b> | <b>-</b> | <b>-</b> | <b>-</b> | <b>-</b> | <b>73</b> | <b>8.1</b> | <b>-</b> |

## MARCELO HUERTAS - 6-3, 200 - BRAZIL

MAY 25, 1983

### REGULAR SEASON

| G       | Min. | FG  | FGA | Pct. | 3FG | 3FGA | PCT | FT  | FTA | Pct. | Off. | Def. | Tot. | Ast. | PF  | Dq. | Stl. | TO | Blk. | Prs. | Avg. | Hi  |    |
|---------|------|-----|-----|------|-----|------|-----|-----|-----|------|------|------|------|------|-----|-----|------|----|------|------|------|-----|----|
| 2015-16 | 53   | 869 | 97  | 230  | 422 | 16   | 61  | 262 | 27  | 29   | .931 | 18   | 72   | 90   | 182 | 76  | 0    | 26 | 80   | 7    | 237  | 4.5 | 13 |

## ROD HUNDLEY - 6-4, 185 - WEST VIRGINIA

OCTOBER 26, 1934

### REGULAR SEASON

| G          | Min.       | FG          | FGA         | Pct.        | 3FG        | 3FGA     | PCT      | FT         | FTA         | Pct.        | Off.     | Def.        | Tot.        | Ast.       | PF       | Dq.      | Stl.     | TO       | Blk.     | Prs.        | Avg.       | Hi       |
|------------|------------|-------------|-------------|-------------|------------|----------|----------|------------|-------------|-------------|----------|-------------|-------------|------------|----------|----------|----------|----------|----------|-------------|------------|----------|
| 1957-58    | 65         | 1154        | 174         | 548         | 318        | -        | -        | 104        | 162         | .642        | -        | 186         | 121         | 99         | 0        | -        | -        | -        | -        | 452         | 7.0        | -        |
| 1958-59    | 71         | 1664        | 259         | 719         | 360        | -        | -        | 164        | 218         | .752        | -        | 250         | 205         | 139        | 0        | -        | -        | -        | -        | 682         | 9.6        | -        |
| 1959-60    | 73         | 2279        | 365         | 1019        | 358        | -        | -        | 203        | 273         | .744        | -        | 390         | 338         | 194        | 0        | -        | -        | -        | -        | 933         | 12.8       | -        |
| 1960-61    | 79         | 2179        | 323         | 921         | 351        | -        | -        | 223        | 296         | .753        | -        | 289         | 350         | 144        | 0        | -        | -        | -        | -        | 869         | 11.0       | -        |
| 1961-62    | 78         | 1492        | 173         | 509         | 340        | -        | -        | 83         | 127         | .654        | -        | 199         | 290         | 129        | 1        | -        | -        | -        | -        | 429         | 5.5        | -        |
| 1962-63    | 65         | 785         | 88          | 262         | 336        | -        | -        | 84         | 119         | .706        | -        | 106         | 151         | 81         | 0        | -        | -        | -        | -        | 260         | 4.0        | -        |
| <b>TOT</b> | <b>431</b> | <b>9553</b> | <b>1382</b> | <b>3978</b> | <b>347</b> | <b>-</b> | <b>-</b> | <b>861</b> | <b>1195</b> | <b>.721</b> | <b>-</b> | <b>1420</b> | <b>1455</b> | <b>786</b> | <b>1</b> | <b>-</b> | <b>-</b> | <b>-</b> | <b>-</b> | <b>3625</b> | <b>8.4</b> | <b>-</b> |

### PLAYOFFS

| G          | Min.      | FG          | FGA        | Pct.       | 3FG        | 3FGA     | PCT      | FT        | FTA       | Pct.        | Off.     | Def.       | Tot.       | Ast.      | PF       | Dq.      | Stl.     | TO       | Blk.     | Prs.       | Avg.       | Hi       |
|------------|-----------|-------------|------------|------------|------------|----------|----------|-----------|-----------|-------------|----------|------------|------------|-----------|----------|----------|----------|----------|----------|------------|------------|----------|
| 1958-59    | 13        | 175         | 20         | 58         | 345        | -        | -        | 12        | 14        | .857        | -        | 23         | 20         | 15        | -        | -        | -        | -        | -        | 52         | 4.0        | -        |
| 1959-60    | 9         | 337         | 41         | 122        | 336        | -        | -        | 24        | 37        | .649        | -        | 61         | 55         | 18        | -        | -        | -        | -        | -        | 106        | 11.8       | -        |
| 1960-61    | 12        | 287         | 30         | 101        | 279        | -        | -        | 20        | 29        | .690        | -        | 41         | 45         | 19        | -        | -        | -        | -        | -        | 80         | 6.7        | -        |
| 1961-62    | 12        | 187         | 7          | 25         | 280        | -        | -        | 9         | 12        | .750        | -        | 18         | 32         | 27        | -        | -        | -        | -        | -        | 23         | 1.9        | -        |
| 1962-63    | 7         | 34          | 3          | 10         | 300        | -        | -        | 3         | 3         | 1.000       | -        | 6          | 5          | 1         | -        | -        | -        | -        | -        | 9          | 1.3        | -        |
| <b>TOT</b> | <b>53</b> | <b>1020</b> | <b>101</b> | <b>316</b> | <b>320</b> | <b>-</b> | <b>-</b> | <b>68</b> | <b>95</b> | <b>.716</b> | <b>-</b> | <b>149</b> | <b>157</b> | <b>80</b> | <b>-</b> | <b>-</b> | <b>-</b> | <b>-</b> | <b>-</b> | <b>270</b> | <b>5.1</b> | <b>-</b> |





# ALL-TIME ROSTER WITH STATISTICS

## LINDSEY HUNTER - 6-2, 190 - JACKSON STATE

DECEMBER 3, 1970

### REGULAR SEASON

| G       | Min. | FG   | FGA | Pct. | 3FG  | 3FGA | PCT | FT   | FTA | Pct. | Off. | Def. | Tot. | Ast. | PF  | Do. | StL. | TO | Blk. | Pts. | Avg. | HI  |    |
|---------|------|------|-----|------|------|------|-----|------|-----|------|------|------|------|------|-----|-----|------|----|------|------|------|-----|----|
| 2001-02 | 82   | 1616 | 187 | 490  | .382 | 79   | 208 | .380 | 20  | 40   | .500 | 18   | 103  | 121  | 129 | 120 | 0    | 66 | 55   | 19   | 473  | 5.8 | 18 |

### PLAYOFFS

| G       | Min. | FG  | FGA | Pct. | 3FG  | 3FGA | PCT | FT   | FTA | Pct. | Off. | Def. | Tot. | Ast. | PF | Do. | StL. | TO | Blk. | Pts. | Avg. | HI |
|---------|------|-----|-----|------|------|------|-----|------|-----|------|------|------|------|------|----|-----|------|----|------|------|------|----|
| 2001-02 | 18   | 132 | 14  | 45   | .311 | 8    | 29  | .276 | 0   | 0    | -    | 2    | 5    | 7    | 10 | -   | 2    | 5  | 0    | 36   | 2.0  | -  |

## JOE HUTTON - 6-1, 170 - HAMLINE

OCTOBER 6, 1928

### REGULAR SEASON

| G       | Min. | FG  | FGA | Pct. | 3FG  | 3FGA | PCT | FT | FTA | Pct. | Off. | Def. | Tot. | Ast. | PF  | Do. | StL. | TO | Blk. | Pts. | Avg. | HI  |   |
|---------|------|-----|-----|------|------|------|-----|----|-----|------|------|------|------|------|-----|-----|------|----|------|------|------|-----|---|
| 1950-51 | 60   | -   | 59  | 180  | .328 | -    | -   | -  | 29  | 43   | .647 | -    | -    | 102  | 53  | 89  | 1    | -  | -    | -    | 147  | 2.5 | - |
| 1951-52 | 60   | 723 | 53  | 158  | .335 | -    | -   | -  | 49  | 70   | .700 | -    | -    | 85   | 62  | 110 | 1    | -  | -    | -    | 155  | 2.6 | - |
| TOT     | 120  | 723 | 112 | 338  | .331 | -    | -   | -  | 78  | 113  | .690 | -    | -    | 187  | 115 | 199 | 2    | -  | -    | -    | 302  | 2.5 | - |

### PLAYOFFS

| G       | Min. | FG  | FGA | Pct. | 3FG  | 3FGA | PCT | FT | FTA | Pct. | Off. | Def. | Tot. | Ast. | PF | Do. | StL. | TO | Blk. | Pts. | Avg. | HI  |   |
|---------|------|-----|-----|------|------|------|-----|----|-----|------|------|------|------|------|----|-----|------|----|------|------|------|-----|---|
| 1950-51 | 7    | -   | 0   | 3    | .000 | -    | -   | -  | 2   | 4    | .500 | -    | -    | 3    | 1  | -   | -    | -  | -    | -    | 2    | 0.3 | - |
| 1951-52 | 12   | 139 | 12  | 29   | .414 | -    | -   | -  | 9   | 14   | .643 | -    | -    | 13   | 12 | -   | -    | -  | -    | -    | 33   | 2.8 | - |
| TOT     | 19   | -   | 12  | 32   | .375 | -    | -   | -  | 11  | 18   | .611 | -    | -    | 16   | 13 | -   | -    | -  | -    | -    | 35   | 1.8 | - |

## DARRALL IMHOFF - 6-10, 220 - CALIFORNIA

OCTOBER 11, 1938

### REGULAR SEASON

| G       | Min. | FG   | FGA | Pct. | 3FG  | 3FGA | PCT | FT | FTA | Pct. | Off. | Def. | Tot. | Ast. | PF  | Do.  | StL. | TO | Blk. | Pts. | Avg. | HI   |   |
|---------|------|------|-----|------|------|------|-----|----|-----|------|------|------|------|------|-----|------|------|----|------|------|------|------|---|
| 1964-65 | 76   | 1521 | 145 | 311  | .466 | -    | -   | -  | 88  | 154  | .571 | -    | -    | 500  | 87  | 238  | 7    | -  | -    | -    | 378  | 5.0  | - |
| 1965-66 | 77   | 1413 | 151 | 337  | .448 | -    | -   | -  | 77  | 136  | .566 | -    | -    | 509  | 113 | 234  | 7    | -  | -    | -    | 379  | 4.9  | - |
| 1966-67 | 81   | 2725 | 370 | 780  | .474 | -    | -   | -  | 127 | 207  | .614 | -    | -    | 1080 | 222 | 281  | 3    | -  | -    | -    | 867  | 10.7 | - |
| 1967-68 | 82   | 2271 | 293 | 613  | .478 | -    | -   | -  | 177 | 286  | .619 | -    | -    | 893  | 206 | 264  | 3    | -  | -    | -    | 763  | 9.3  | - |
| TOT     | 316  | 7930 | 959 | 2041 | .470 | -    | -   | -  | 469 | 783  | .600 | -    | -    | 2982 | 628 | 1017 | 24   | -  | -    | -    | 2387 | 7.6  | - |

### PLAYOFFS

| G       | Min. | FG  | FGA | Pct. | 3FG  | 3FGA | PCT | FT | FTA | Pct. | Off. | Def. | Tot. | Ast. | PF | Do. | StL. | TO | Blk. | Pts. | Avg. | HI   |   |
|---------|------|-----|-----|------|------|------|-----|----|-----|------|------|------|------|------|----|-----|------|----|------|------|------|------|---|
| 1964-65 | 11   | 151 | 13  | 24   | .542 | -    | -   | -  | 7   | 12   | .583 | -    | -    | 43   | 13 | -   | -    | -  | -    | -    | 33   | 3.0  | - |
| 1965-66 | 14   | 243 | 14  | 40   | .350 | -    | -   | -  | 13  | 18   | .722 | -    | -    | 81   | 30 | -   | -    | -  | -    | -    | 41   | 2.9  | - |
| 1966-67 | 3    | 86  | 13  | 24   | .542 | -    | -   | -  | 4   | 5    | .800 | -    | -    | 37   | 5  | -   | -    | -  | -    | -    | 30   | 10.0 | - |
| 1967-68 | 15   | 440 | 44  | 89   | .494 | -    | -   | -  | 26  | 51   | .510 | -    | -    | 163  | 30 | -   | -    | -  | -    | -    | 114  | 7.6  | - |
| TOT     | 43   | 920 | 84  | 177  | .475 | -    | -   | -  | 50  | 86   | .581 | -    | -    | 324  | 78 | -   | -    | -  | -    | -    | 218  | 5.1  | - |

## McCOY INGRAM - 6-0, 210 - JACKSON STATE

AUGUST 31, 1931

### REGULAR SEASON

| G       | Min. | FG  | FGA | Pct. | 3FG  | 3FGA | PCT | FT | FTA | Pct. | Off. | Def. | Tot. | Ast. | PF | Do. | StL. | TO | Blk. | Pts. | Avg. | HI  |   |
|---------|------|-----|-----|------|------|------|-----|----|-----|------|------|------|------|------|----|-----|------|----|------|------|------|-----|---|
| 1957-58 | 24   | 267 | 27  | 103  | .262 | -    | -   | -  | 13  | 28   | .464 | -    | -    | 116  | 20 | 44  | 1    | -  | -    | -    | 67   | 2.8 | - |

## JIM JACKSON - 6-6, 220 - OHIO STATE

OCTOBER 14, 1970

### REGULAR SEASON

| G       | Min. | FG | FGA | Pct. | 3FG  | 3FGA | PCT | FT   | FTA | Pct. | Off. | Def. | Tot. | Ast. | PF | Do. | StL. | TO | Blk. | Pts. | Avg. | HI  |   |
|---------|------|----|-----|------|------|------|-----|------|-----|------|------|------|------|------|----|-----|------|----|------|------|------|-----|---|
| 2005-06 | 13   | 92 | 9   | 31   | .290 | 4    | 11  | .364 | 0   | 0    | -    | 0    | 12   | 12   | 4  | 5   | 0    | 2  | 5    | 0    | 22   | 1.7 | 7 |

### PLAYOFFS

| G       | Min. | FG | FGA | Pct. | 3FG  | 3FGA | PCT | FT   | FTA | Pct. | Off. | Def. | Tot. | Ast. | PF | Do. | StL. | TO | Blk. | Pts. | Avg. | HI |
|---------|------|----|-----|------|------|------|-----|------|-----|------|------|------|------|------|----|-----|------|----|------|------|------|----|
| 2005-06 | 3    | 21 | 2   | 6    | .333 | 0    | 1   | .000 | 0   | 0    | .000 | 2    | 1    | 3    | 2  | -   | 1    | 2  | 1    | 4    | 1.3  | -  |

## TONY JACKSON - 6-0, 170 - FLORIDA STATE

JANUARY 17, 1958

### REGULAR SEASON

| G       | Min. | FG | FGA | Pct. | 3FG  | 3FGA | PCT | FT | FTA | Pct. | Off. | Def. | Tot. | Ast. | PF | Do. | StL. | TO | Blk. | Pts. | Avg. | HI  |   |
|---------|------|----|-----|------|------|------|-----|----|-----|------|------|------|------|------|----|-----|------|----|------|------|------|-----|---|
| 1980-81 | 2    | 14 | 1   | 3    | .333 | 0    | 0   | -  | 0   | 0    | -    | 0    | 2    | 2    | 2  | 1   | 0    | 2  | 0    | 0    | 2    | 1.0 | 2 |

## SAM JACOBSON - 6-6, 215 - MINNESOTA

JULY 22, 1975

### REGULAR SEASON

| G       | Min. | FG | FGA | Pct. | 3FG  | 3FGA | PCT | FT   | FTA | Pct. | Off.  | Def. | Tot. | Ast. | PF | Do. | StL. | TO | Blk. | Pts. | Avg. | HI  |   |
|---------|------|----|-----|------|------|------|-----|------|-----|------|-------|------|------|------|----|-----|------|----|------|------|------|-----|---|
| 1998-99 | 2    | 12 | 3   | 5    | .600 | 0    | 1   | .000 | 2   | 2    | 1.000 | 0    | 3    | 3    | 0  | 2   | 0    | 0  | 1    | 0    | 8    | 4.0 | 6 |
| 1999-00 | 3    | 18 | 5   | 9    | .556 | 0    | 0   | -    | 0   | 2    | 1.000 | 0    | 1    | 1    | 2  | 1   | 0    | 1  | 2    | 0    | 10   | 3.3 | 6 |
| TOT     | 5    | 30 | 8   | 14   | .571 | 0    | 1   | .000 | 2   | 4    | .500  | 0    | 4    | 4    | 2  | 3   | 0    | 1  | 3    | 0    | 18   | 3.6 | - |

## ANTAWN JAMISON - 6-9, 235 - NORTH CAROLINA

JUNE 12, 1976

### REGULAR SEASON

| G       | Min. | FG   | FGA | Pct. | 3FG  | 3FGA | PCT | FT   | FTA | Pct. | Off. | Def. | Tot. | Ast. | PF | Do. | StL. | TO | Blk. | Pts. | Avg. | HI  |    |
|---------|------|------|-----|------|------|------|-----|------|-----|------|------|------|------|------|----|-----|------|----|------|------|------|-----|----|
| 2012-13 | 76   | 1636 | 267 | 575  | .464 | 84   | 233 | .361 | 94  | 136  | .691 | 109  | 253  | 362  | 50 | 124 | 1    | 30 | 53   | 22   | 712  | 9.4 | 33 |

### PLAYOFFS

| G       | Min. | FG | FGA | Pct. | 3FG  | 3FGA | PCT | FT   | FTA | Pct. | Off. | Def. | Tot. | Ast. | PF | Do. | StL. | TO | Blk. | Pts. | Avg. | HI  |   |
|---------|------|----|-----|------|------|------|-----|------|-----|------|------|------|------|------|----|-----|------|----|------|------|------|-----|---|
| 2012-13 | 4    | 79 | 10  | 23   | .435 | 5    | 12  | .417 | 4   | 6    | .667 | 1    | 6    | 7    | 1  | 9   | 0    | 1  | 3    | 2    | 29   | 7.3 | - |



# ALL-TIME ROSTER WITH STATISTICS



## TONY JAROS - 6-3, 185 - MINNESOTA

FEBRUARY 22, 1920

### REGULAR SEASON

| G          | Min.       | FG       | FGA        | Pct.       | 3FG         | 3FGA     | PCT      | FT       | FTA        | Pct.       | Off.        | Def.     | Tot.     | Ast.       | PF         | Dq.        | Stl.     | TO       | Blk.     | Pts.       | Avg.       | Hi       |          |
|------------|------------|----------|------------|------------|-------------|----------|----------|----------|------------|------------|-------------|----------|----------|------------|------------|------------|----------|----------|----------|------------|------------|----------|----------|
| 1948-49    | 59         | -        | 132        | 385        | .343        | -        | -        | -        | 79         | 110        | .718        | -        | -        | -          | 58         | 114        | -        | -        | -        | -          | 343        | 5.8      | -        |
| 1949-50    | 61         | -        | 84         | 289        | .291        | -        | -        | -        | 72         | 96         | .750        | -        | -        | -          | 60         | 106        | -        | -        | -        | -          | 240        | 3.9      | -        |
| 1950-51    | 63         | -        | 88         | 287        | .307        | -        | -        | -        | 65         | 103        | .631        | -        | -        | -          | 131        | 72         | 131      | 0        | -        | -          | 241        | 3.8      | -        |
| <b>TOT</b> | <b>183</b> | <b>-</b> | <b>304</b> | <b>961</b> | <b>.316</b> | <b>-</b> | <b>-</b> | <b>-</b> | <b>216</b> | <b>309</b> | <b>.699</b> | <b>-</b> | <b>-</b> | <b>131</b> | <b>190</b> | <b>351</b> | <b>0</b> | <b>-</b> | <b>-</b> | <b>824</b> | <b>4.5</b> | <b>-</b> | <b>-</b> |

### PLAYOFFS

| G          | Min.      | FG       | FGA       | Pct.      | 3FG         | 3FGA     | PCT      | FT       | FTA       | Pct.      | Off.        | Def.     | Tot.     | Ast.     | PF        | Dq.      | Stl.     | TO       | Blk.     | Pts.      | Avg.       | Hi       |          |
|------------|-----------|----------|-----------|-----------|-------------|----------|----------|----------|-----------|-----------|-------------|----------|----------|----------|-----------|----------|----------|----------|----------|-----------|------------|----------|----------|
| 1948-49    | 10        | -        | 20        | 56        | .357        | -        | -        | -        | 18        | 23        | .783        | -        | -        | -        | 11        | -        | -        | -        | -        | -         | 58         | 5.8      | -        |
| 1949-50    | 2         | -        | 0         | 3         | .000        | -        | -        | -        | 1         | 2         | .500        | -        | -        | -        | 0         | -        | -        | -        | -        | -         | 1          | 0.5      | -        |
| 1950-51    | 7         | -        | 6         | 20        | .300        | -        | -        | -        | 8         | 11        | .727        | -        | -        | -        | 7         | 6        | -        | -        | -        | -         | 20         | 2.9      | -        |
| <b>TOT</b> | <b>19</b> | <b>-</b> | <b>26</b> | <b>79</b> | <b>.329</b> | <b>-</b> | <b>-</b> | <b>-</b> | <b>27</b> | <b>36</b> | <b>.750</b> | <b>-</b> | <b>-</b> | <b>7</b> | <b>17</b> | <b>-</b> | <b>-</b> | <b>-</b> | <b>-</b> | <b>79</b> | <b>4.2</b> | <b>-</b> | <b>-</b> |

## CLAY JOHNSON - 6-4, 175 - MISSOURI

JULY 18, 1956

### REGULAR SEASON

| G          | Min.      | FG         | FGA       | Pct.       | 3FG         | 3FGA     | PCT      | FT          | FTA       | Pct.      | Off.        | Def.      | Tot.      | Ast.      | PF        | Dq.       | Stl.     | TO        | Blk.      | Pts.     | Avg.       | Hi         |          |
|------------|-----------|------------|-----------|------------|-------------|----------|----------|-------------|-----------|-----------|-------------|-----------|-----------|-----------|-----------|-----------|----------|-----------|-----------|----------|------------|------------|----------|
| 1981-82    | 7         | 65         | 11        | 20         | .550        | 0        | 0        | -           | 3         | 6         | .500        | 8         | 4         | 12        | 7         | 13        | 0        | 3         | 7         | 3        | 25         | 3.6        | 14       |
| 1982-83    | 48        | 447        | 53        | 135        | .393        | 0        | 2        | .000        | 38        | 48        | .792        | 40        | 29        | 69        | 24        | 62        | 0        | 22        | 25        | 4        | 144        | 3.0        | 13       |
| <b>TOT</b> | <b>55</b> | <b>512</b> | <b>64</b> | <b>155</b> | <b>.413</b> | <b>0</b> | <b>2</b> | <b>.000</b> | <b>41</b> | <b>54</b> | <b>.759</b> | <b>48</b> | <b>33</b> | <b>81</b> | <b>31</b> | <b>75</b> | <b>0</b> | <b>25</b> | <b>32</b> | <b>7</b> | <b>169</b> | <b>3.1</b> | <b>-</b> |

### PLAYOFFS

| G          | Min.      | FG        | FGA      | Pct.      | 3FG         | 3FGA     | PCT      | FT          | FTA      | Pct.     | Off.         | Def.     | Tot.     | Ast.     | PF       | Dq.      | Stl.     | TO       | Blk.     | Pts.     | Avg.      | Hi         |          |
|------------|-----------|-----------|----------|-----------|-------------|----------|----------|-------------|----------|----------|--------------|----------|----------|----------|----------|----------|----------|----------|----------|----------|-----------|------------|----------|
| 1981-82    | 7         | 38        | 5        | 9         | .556        | 0        | 0        | -           | 2        | 2        | 1.000        | 1        | 2        | 3        | 1        | -        | -        | 1        | 1        | 0        | 12        | 1.7        | -        |
| 1982-83    | 7         | 20        | 4        | 7         | .571        | 0        | 1        | .000        | 0        | 0        | .000         | 2        | 2        | 4        | 1        | -        | -        | 1        | 1        | 0        | 8         | 1.1        | -        |
| <b>TOT</b> | <b>14</b> | <b>58</b> | <b>9</b> | <b>16</b> | <b>.563</b> | <b>0</b> | <b>1</b> | <b>.000</b> | <b>2</b> | <b>2</b> | <b>1.000</b> | <b>3</b> | <b>4</b> | <b>7</b> | <b>2</b> | <b>-</b> | <b>-</b> | <b>2</b> | <b>2</b> | <b>0</b> | <b>20</b> | <b>1.4</b> | <b>-</b> |

## EARVIN JOHNSON - 6-9, 220 - MICHIGAN STATE

AUGUST 14, 1959

| G          | Min.       | FG           | FGA         | Pct.         | 3FG         | 3FGA       | PCT         | FT          | FTA         | Pct.        | Off.        | Def.        | Tot.        | Ast.        | PF           | Dq.         | Stl.     | TO          | Blk.        | Pts.       | Avg.         | Hi          |          |
|------------|------------|--------------|-------------|--------------|-------------|------------|-------------|-------------|-------------|-------------|-------------|-------------|-------------|-------------|--------------|-------------|----------|-------------|-------------|------------|--------------|-------------|----------|
| 1979-80    | 77         | 2795         | 503         | 949          | .530        | 7          | 31          | .226        | 374         | 462         | .810        | 166         | 430         | 596         | 563          | 218         | 1        | 187         | 305         | 41         | 1387         | 18.0        | 31       |
| 1980-81    | 37         | 1371         | 312         | 587          | .532        | 3          | 17          | .176        | 171         | 225         | .760        | 101         | 219         | 320         | 317          | 100         | 0        | 127         | 143         | 27         | 798          | 21.6        | 41       |
| 1981-82    | 78         | 2991         | 556         | 1036         | .537        | 6          | 29          | .207        | 329         | 433         | .760        | 252         | 499         | 751         | 473          | 223         | 1        | 208         | 286         | 34         | 1447         | 18.6        | 40       |
| 1982-83    | 79         | 2907         | 511         | 933          | .548        | 0          | 21          | .000        | 304         | 380         | .800        | 214         | 469         | 683         | 829          | 200         | 1        | 176         | 301         | 47         | 1326         | 16.8        | 36       |
| 1983-84    | 67         | 2567         | 441         | 780          | .565        | 6          | 29          | .207        | 290         | 358         | .810        | 99          | 392         | 491         | 875          | 169         | 1        | 150         | 306         | 49         | 1178         | 17.6        | 33       |
| 1984-85    | 77         | 2781         | 504         | 899          | .561        | 7          | 37          | .189        | 391         | 464         | .843        | 90          | 386         | 476         | 968          | 155         | 0        | 113         | 305         | 25         | 1406         | 18.3        | 39       |
| 1985-86    | 72         | 2578         | 483         | 918          | .526        | 10         | 43          | .233        | 378         | 434         | .871        | 85          | 341         | 426         | 907          | 133         | 0        | 113         | 273         | 16         | 1354         | 18.8        | 34       |
| 1986-87    | 80         | 2904         | 683         | 1308         | .522        | 8          | 39          | .205        | 535         | 631         | .848        | 122         | 382         | 504         | 977          | 168         | 0        | 138         | 300         | 36         | 1909         | 23.9        | 46       |
| 1987-88    | 72         | 2637         | 490         | 996          | .492        | 11         | 56          | .196        | 417         | 489         | .853        | 88          | 361         | 449         | 858          | 147         | 0        | 114         | 269         | 13         | 1408         | 19.6        | 39       |
| 1988-89    | 77         | 2886         | 579         | 1137         | .509        | 59         | 188         | .314        | 513         | 563         | .911        | 111         | 496         | 607         | 988          | 172         | 0        | 138         | 312         | 22         | 1730         | 22.5        | 40       |
| 1989-90    | 79         | 2937         | 546         | 1138         | .480        | 106        | 276         | .384        | 567         | 637         | .890        | 128         | 394         | 522         | 907          | 167         | 1        | 132         | 289         | 34         | 1765         | 22.3        | 38       |
| 1990-91    | 79         | 2933         | 466         | 976          | .477        | 80         | 250         | .320        | 519         | 573         | .906        | 105         | 446         | 551         | 989          | 150         | 0        | 102         | 314         | 17         | 1531         | 19.4        | 34       |
| 1995-96    | 32         | 958          | 137         | 294          | .466        | 22         | 58          | .379        | 172         | 201         | .856        | 40          | 143         | 183         | 220          | 48          | 0        | 26          | 103         | 13         | 468          | 14.6        | 30       |
| <b>TOT</b> | <b>906</b> | <b>33245</b> | <b>6211</b> | <b>11951</b> | <b>.520</b> | <b>325</b> | <b>1074</b> | <b>.303</b> | <b>4960</b> | <b>5850</b> | <b>.848</b> | <b>1601</b> | <b>4958</b> | <b>6559</b> | <b>10141</b> | <b>2050</b> | <b>5</b> | <b>1724</b> | <b>3506</b> | <b>374</b> | <b>17707</b> | <b>19.5</b> | <b>-</b> |

### PLAYOFFS

| G          | Min.       | FG          | FGA         | Pct.        | 3FG         | 3FGA      | PCT        | FT          | FTA         | Pct.        | Off.        | Def.       | Tot.        | Ast.        | PF          | Dq.      | Stl.     | TO         | Blk.       | Pts.      | Avg.        | Hi          |          |
|------------|------------|-------------|-------------|-------------|-------------|-----------|------------|-------------|-------------|-------------|-------------|------------|-------------|-------------|-------------|----------|----------|------------|------------|-----------|-------------|-------------|----------|
| 1979-80    | 16         | 658         | 103         | 199         | .518        | 2         | 8          | .250        | 85          | 106         | .802        | 52         | 116         | 168         | 151         | -        | -        | 49         | 65         | 6         | 293         | 18.3        | -        |
| 1980-81    | 3          | 127         | 19          | 49          | .388        | 0         | 0          | -           | 13          | 20          | .650        | 8          | 33          | 41          | 21          | -        | -        | 8          | 11         | 3         | 51          | 17.0        | -        |
| 1981-82    | 14         | 562         | 83          | 157         | .529        | 0         | 4          | .000        | 77          | 93          | .828        | 54         | 104         | 158         | 130         | -        | -        | 40         | 44         | 3         | 243         | 17.4        | -        |
| 1982-83    | 15         | 643         | 100         | 206         | .485        | 0         | 11         | .000        | 68          | 81          | .840        | 51         | 77          | 128         | 192         | -        | -        | 34         | 64         | 12        | 268         | 17.9        | -        |
| 1983-84    | 21         | 837         | 151         | 274         | .551        | 0         | 7          | .000        | 80          | 100         | .800        | 26         | 113         | 139         | 284         | -        | -        | 42         | 79         | 20        | 382         | 18.2        | -        |
| 1984-85    | 19         | 687         | 116         | 226         | .513        | 1         | 7          | .143        | 100         | 118         | .847        | 19         | 115         | 134         | 289         | -        | -        | 32         | 76         | 4         | 333         | 17.5        | -        |
| 1985-86    | 14         | 541         | 110         | 205         | .537        | 0         | 11         | .000        | 82          | 97          | .766        | 21         | 79          | 100         | 211         | -        | -        | 27         | 45         | 1         | 302         | 21.6        | -        |
| 1986-87    | 18         | 666         | 146         | 271         | .539        | 2         | 10         | .200        | 98          | 118         | .831        | 28         | 111         | 139         | 219         | -        | -        | 31         | 51         | 7         | 392         | 21.8        | -        |
| 1987-88    | 24         | 965         | 169         | 329         | .514        | 7         | 14         | .500        | 132         | 155         | .852        | 32         | 98          | 130         | 303         | -        | -        | 34         | 83         | 4         | 477         | 19.9        | -        |
| 1988-89    | 14         | 518         | 85          | 174         | .489        | 10        | 35         | .286        | 78          | 86          | .907        | 15         | 68          | 83          | 165         | -        | -        | 27         | 53         | 3         | 258         | 18.4        | -        |
| 1989-90    | 9          | 376         | 76          | 155         | .490        | 5         | 25         | .200        | 70          | 79          | .886        | 12         | 45          | 57          | 115         | -        | -        | 11         | 36         | 1         | 227         | 25.2        | -        |
| 1990-91    | 19         | 823         | 118         | 268         | .440        | 21        | 71         | .296        | 157         | 178         | .882        | 23         | 131         | 154         | 240         | -        | -        | 23         | 77         | 0         | 414         | 21.8        | -        |
| 1995-96    | 4          | 135         | 15          | 39          | .385        | 3         | 9          | .333        | 28          | 33          | .848        | 8          | 26          | 34          | 26          | -        | -        | 0          | 12         | 0         | 61          | 15.3        | -        |
| <b>TOT</b> | <b>190</b> | <b>7538</b> | <b>1291</b> | <b>2552</b> | <b>.506</b> | <b>51</b> | <b>212</b> | <b>.241</b> | <b>1068</b> | <b>1274</b> | <b>.838</b> | <b>349</b> | <b>1116</b> | <b>1465</b> | <b>2346</b> | <b>-</b> | <b>-</b> | <b>358</b> | <b>696</b> | <b>64</b> | <b>3701</b> | <b>19.5</b> | <b>-</b> |

## RON JOHNSON - 6-8, 215 - MINNESOTA

JULY 20, 1938

### REGULAR SEASON

| G       | Min. | FG | FGA | Pct. | 3FG  | 3FGA | PCT | FT | FTA | Pct. | Off. | Def. | Tot. | Ast. | PF | Dq. | Stl. | TO | Blk. | Pts. | Avg. | Hi  |   |
|---------|------|----|-----|------|------|------|-----|----|-----|------|------|------|------|------|----|-----|------|----|------|------|------|-----|---|
| 1960-61 | 8    | 43 | 2   | 13   | .154 | -    | -   | -  | 2   | 3    | .667 | -    | -    | 15   | 1  | 4   | 0    | -  | -    | -    | 6    | 0.8 | - |

## TREY JOHNSON - 6-5, 215 - JACKSON STATE

AUGUST 30, 1984

### REGULAR SEASON

| G       | Min. | FG | FGA | Pct. | 3FG  | 3FGA | PCT | FT | FTA | Pct. | Off.  | Def. | Tot. | Ast. | PF | Dq. | Stl. | TO | Blk. | Pts. | Avg. | Hi  |   |
|---------|------|----|-----|------|------|------|-----|----|-----|------|-------|------|------|------|----|-----|------|----|------|------|------|-----|---|
| 2010-11 | 1    | 13 | 2   | 3    | .667 | 0    | 0   | -  | 2   | 2    | 1.000 | 0    | 0    | 0    | 0  | 1   | 0    | 0  | 0    | 0    | 6    | 6.0 | 6 |



# ALL-TIME ROSTER WITH STATISTICS

## DARIUS JOHNSON-ODOM - 6-2, 215 - MARQUETTE

SEPTEMBER 28, 1989

### REGULAR SEASON

| G       | Mn. | FG | FGA | Pct. | 3FG  | 3FGA | PCT | FT   | FTA | Pct. | Off. | Def. | Tot. | Ast. | PF | Do. | StL. | TO | Blk. | Pts. | Avg. | HI |
|---------|-----|----|-----|------|------|------|-----|------|-----|------|------|------|------|------|----|-----|------|----|------|------|------|----|
| 2012-13 | 4   | 6  | 0   | 4    | .000 | 0    | 1   | .000 | 0   | 0    | -    | 1    | 3    | 4    | 1  | 0   | 0    | 0  | 0    | 0    | 0.0  | -  |

## HOWIE JOLLIFF - 6-7, 220 - OHIO

JULY 20, 1938

### REGULAR SEASON

| G       | Mn. | FG   | FGA | Pct. | 3FG  | 3FGA | PCT | FT | FTA | Pct. | Off. | Def. | Tot. | Ast. | PF  | Do. | StL. | TO | Blk. | Pts. | Avg. | HI |
|---------|-----|------|-----|------|------|------|-----|----|-----|------|------|------|------|------|-----|-----|------|----|------|------|------|----|
| 1960-61 | 46  | 352  | 46  | 141  | .326 | -    | -   | -  | 11  | 23   | 478  | -    | -    | 141  | 16  | 53  | 0    | -  | -    | 103  | 2.2  | -  |
| 1961-62 | 64  | 1094 | 104 | 253  | .411 | -    | -   | -  | 41  | 78   | 526  | -    | -    | 383  | 76  | 175 | 4    | -  | -    | 249  | 3.9  | -  |
| 1962-63 | 28  | 293  | 15  | 55   | .273 | -    | -   | -  | 6   | 9    | 667  | -    | -    | 62   | 20  | 49  | 1    | -  | -    | 36   | 1.3  | -  |
| TOT     | 138 | 1739 | 165 | 449  | .367 | -    | -   | -  | 58  | 110  | 527  | -    | -    | 586  | 112 | 277 | 5    | -  | -    | 388  | 2.8  | -  |

### PLAYOFFS

| G       | Mn. | FG  | FGA | Pct. | 3FG  | 3FGA | PCT | FT | FTA | Pct. | Off.  | Def. | Tot. | Ast. | PF | Do. | StL. | TO | Blk. | Pts. | Avg. | HI |
|---------|-----|-----|-----|------|------|------|-----|----|-----|------|-------|------|------|------|----|-----|------|----|------|------|------|----|
| 1960-61 | 4   | 35  | 6   | 13   | .462 | -    | -   | -  | 0   | 0    | -     | -    | 25   | 8    | -  | -   | -    | -  | -    | 12   | 3.0  | -  |
| 1961-62 | 9   | 77  | 2   | 9    | .222 | -    | -   | -  | 8   | 8    | 1.000 | -    | 28   | 7    | -  | -   | -    | -  | -    | 12   | 1.3  | -  |
| TOT     | 13  | 112 | 8   | 22   | .364 | -    | -   | -  | 8   | 8    | 1.000 | -    | 53   | 15   | -  | -   | -    | -  | -    | 24   | 1.8  | -  |

## DWIGHT JONES - 6-10, 210 - HOUSTON

FEBRUARY 27, 1952

### REGULAR SEASON

| G       | Mn. | FG  | FGA | Pct. | 3FG  | 3FGA | PCT | FT   | FTA | Pct. | Off. | Def. | Tot. | Ast. | PF | Do. | StL. | TO | Blk. | Pts. | Avg. | HI  |    |
|---------|-----|-----|-----|------|------|------|-----|------|-----|------|------|------|------|------|----|-----|------|----|------|------|------|-----|----|
| 1982-83 | 32  | 491 | 62  | 132  | .470 | 0    | 1   | .000 | 32  | 48   | .667 | 28   | 86   | 114  | 22 | 82  | 0    | 13 | 35   | 9    | 156  | 4.9 | 14 |

### PLAYOFFS

| G       | Mn. | FG | FGA | Pct. | 3FG  | 3FGA | PCT | FT | FTA | Pct. | Off. | Def. | Tot. | Ast. | PF | Do. | StL. | TO | Blk. | Pts. | Avg. | HI |
|---------|-----|----|-----|------|------|------|-----|----|-----|------|------|------|------|------|----|-----|------|----|------|------|------|----|
| 1982-83 | 7   | 59 | 5   | 16   | .313 | 0    | 0   | -  | 2   | 5    | 400  | 4    | 8    | 12   | 0  | -   | 1    | 5  | 0    | 12   | 1.7  | -  |

## EARL JONES - 7-0, 230 - DISTRICT OF COLUMBIA

JANUARY 13, 1961

### REGULAR SEASON

| G       | Mn. | FG | FGA | Pct. | 3FG  | 3FGA | PCT | FT | FTA | Pct. | Off. | Def. | Tot. | Ast. | PF | Do. | StL. | TO | Blk. | Pts. | Avg. | HI |
|---------|-----|----|-----|------|------|------|-----|----|-----|------|------|------|------|------|----|-----|------|----|------|------|------|----|
| 1984-85 | 2   | 7  | 0   | 1    | .000 | 0    | 0   | -  | 0   | 0    | -    | 0    | 0    | 0    | 0  | 0   | 0    | 1  | 0    | 0    | 0.0  | 0  |

## EDDIE JONES - 6-6, 200 - TEMPLE

OCTOBER 20, 1971

### REGULAR SEASON

| G       | Mn. | FG    | FGA  | Pct. | 3FG  | 3FGA | PCT  | FT   | FTA | Pct. | Off. | Def. | Tot. | Ast. | PF  | Do. | StL. | TO  | Blk. | Pts. | Avg. | HI   |    |
|---------|-----|-------|------|------|------|------|------|------|-----|------|------|------|------|------|-----|-----|------|-----|------|------|------|------|----|
| 1994-95 | 64  | 1981  | 342  | 744  | .460 | 91   | 246  | .370 | 122 | 169  | .722 | 79   | 170  | 249  | 128 | 175 | 1    | 131 | 75   | 41   | 897  | 14.0 | 31 |
| 1995-96 | 70  | 2184  | 337  | 685  | .492 | 83   | 227  | .366 | 136 | 184  | .739 | 45   | 188  | 233  | 246 | 162 | 0    | 129 | 99   | 45   | 893  | 12.8 | 27 |
| 1996-97 | 80  | 2908  | 473  | 1081 | .438 | 152  | 389  | .391 | 276 | 337  | .819 | 90   | 236  | 326  | 270 | 226 | 3    | 189 | 169  | 49   | 1374 | 17.2 | 34 |
| 1997-98 | 80  | 2910  | 486  | 1005 | .484 | 143  | 368  | .389 | 234 | 306  | .765 | 85   | 217  | 302  | 246 | 164 | 0    | 160 | 146  | 55   | 1349 | 16.9 | 35 |
| 1998-99 | 20  | 724   | 96   | 227  | .423 | 20   | 64   | .313 | 59  | 80   | .738 | 20   | 56   | 76   | 61  | 42  | 0    | 35  | 21   | 24   | 271  | 13.6 | 21 |
| TOT     | 314 | 10797 | 1779 | 3742 | .475 | 489  | 1294 | .378 | 827 | 1076 | .769 | 319  | 867  | 1186 | 951 | 769 | 4    | 644 | 510  | 214  | 4784 | 15.2 | -  |

### PLAYOFFS

| G       | Mn. | FG   | FGA | Pct. | 3FG  | 3FGA | PCT | FT   | FTA | Pct. | Off. | Def. | Tot. | Ast. | PF | Do. | StL. | TO | Blk. | Pts. | Avg. | HI |
|---------|-----|------|-----|------|------|------|-----|------|-----|------|------|------|------|------|----|-----|------|----|------|------|------|----|
| 1994-95 | 10  | 286  | 30  | 80   | .375 | 12   | 27  | .444 | 15  | 21   | .714 | 7    | 25   | 32   | 20 | -   | 8    | 17 | 9    | 87   | 8.7  | -  |
| 1995-96 | 4   | 155  | 27  | 49   | .551 | 10   | 19  | .526 | 5   | 8    | .625 | 7    | 14   | 21   | 6  | -   | 8    | 4  | 1    | 69   | 17.3 | -  |
| 1996-97 | 9   | 283  | 33  | 72   | .458 | 9    | 24  | .375 | 26  | 35   | .743 | 8    | 23   | 31   | 29 | -   | 9    | 13 | 4    | 101  | 11.2 | -  |
| 1997-98 | 13  | 476  | 69  | 148  | .466 | 20   | 48  | .417 | 63  | 76   | .829 | 12   | 39   | 51   | 32 | -   | 26   | 17 | 21   | 221  | 17.0 | -  |
| TOT     | 36  | 1200 | 159 | 349  | .456 | 51   | 118 | .432 | 109 | 140  | .779 | 34   | 101  | 135  | 87 | -   | 51   | 51 | 35   | 478  | 13.3 | -  |

## JUMAINE JONES - 6-8, 242 - GEORGIA

FEBRUARY 10, 1979

### REGULAR SEASON

| G       | Mn. | FG   | FGA | Pct. | 3FG  | 3FGA | PCT | FT   | FTA | Pct. | Off. | Def. | Tot. | Ast. | PF  | Do. | StL. | TO | Blk. | Pts. | Avg. | HI  |    |
|---------|-----|------|-----|------|------|------|-----|------|-----|------|------|------|------|------|-----|-----|------|----|------|------|------|-----|----|
| 2004-05 | 76  | 1830 | 210 | 486  | .432 | 102  | 261 | .391 | 55  | 75   | .733 | 107  | 291  | 398  | 665 | 165 | 1    | 44 | 49   | 24   | 577  | 7.6 | 25 |

## EDDIE JORDAN - 6-1, 170 - RUTGERS

JANUARY 29, 1955

### REGULAR SEASON

| G       | Mn. | FG   | FGA | Pct. | 3FG  | 3FGA | PCT | FT   | FTA | Pct. | Off. | Def. | Tot. | Ast. | PF  | Do. | StL. | TO  | Blk. | Pts. | Avg. | HI  |    |
|---------|-----|------|-----|------|------|------|-----|------|-----|------|------|------|------|------|-----|-----|------|-----|------|------|------|-----|----|
| 1980-81 | 60  | 987  | 120 | 279  | .430 | 3    | 12  | .250 | 63  | 95   | .663 | 25   | 55   | 80   | 195 | 136 | 0    | 74  | 120  | 7    | 306  | 5.1 | 18 |
| 1981-82 | 58  | 608  | 89  | 208  | .428 | 1    | 9   | .111 | 43  | 54   | .796 | 4    | 39   | 43   | 131 | 98  | 0    | 62  | 66   | 1    | 222  | 3.8 | 17 |
| 1982-83 | 35  | 633  | 40  | 132  | .303 | 3    | 16  | .188 | 11  | 17   | .647 | 8    | 18   | 26   | 80  | 52  | 0    | 31  | 54   | 1    | 94   | 2.7 | 12 |
| 1983-84 | 3   | 27   | 4   | 8    | .500 | 0    | 3   | .000 | 1   | 2    | .500 | 0    | 4    | 4    | 5   | 5   | 0    | 4   | 8    | 0    | 9    | 3.0 | 4  |
| TOT     | 156 | 1955 | 253 | 627  | .404 | 7    | 40  | .175 | 118 | 168  | .702 | 37   | 116  | 153  | 411 | 291 | 0    | 171 | 248  | 9    | 631  | 4.0 | -  |

### PLAYOFFS

| G       | Mn. | FG | FGA | Pct. | 3FG  | 3FGA | PCT | FT   | FTA | Pct. | Off. | Def. | Tot. | Ast. | PF | Do. | StL. | TO | Blk. | Pts. | Avg. | HI |
|---------|-----|----|-----|------|------|------|-----|------|-----|------|------|------|------|------|----|-----|------|----|------|------|------|----|
| 1980-81 | 2   | 4  | 0   | 0    | -    | 0    | 0   | -    | 0   | 0    | -    | 0    | 0    | 0    | 1  | -   | 0    | 0  | 0    | 0    | 0.0  | -  |
| 1981-82 | 3   | 6  | 0   | 2    | .000 | 0    | 1   | .000 | 0   | 0    | -    | 0    | 0    | 0    | 5  | -   | 2    | 1  | 0    | 0    | 0.0  | -  |
| TOT     | 5   | 10 | 0   | 2    | .000 | 0    | 1   | .000 | 0   | 0    | -    | 0    | 0    | 0    | 6  | -   | 2    | 1  | 0    | 0    | 0.0  | -  |

## REGGIE JORDAN - 6-4, 195 - NEW MEXICO STATE

JANUARY 26, 1968

### REGULAR SEASON

| G       | Mn. | FG  | FGA | Pct. | 3FG  | 3FGA | PCT | FT   | FTA | Pct. | Off. | Def. | Tot. | Ast. | PF | Do. | StL. | TO | Blk. | Pts. | Avg. | HI  |    |
|---------|-----|-----|-----|------|------|------|-----|------|-----|------|------|------|------|------|----|-----|------|----|------|------|------|-----|----|
| 1993-94 | 23  | 259 | 44  | 103  | .427 | 2    | 4   | .500 | 35  | 51   | .686 | 46   | 21   | 67   | 26 | 26  | 0    | 14 | 14   | 5    | 125  | 5.4 | 28 |



# ALL-TIME ROSTER WITH STATISTICS



## JOHNNY JORGENSEN - 6-2, 185 - DePAUL

DECEMBER 28, 1921

### REGULAR SEASON

| G       | Min. | FG | FGA | Pct. | 3FG  | 3FGA | PCT | FT | FTA | Pct. | Off. | Def. | Tot. | Ast. | PF | Dq. | Stl. | TO | Blk. | Pts. | Avg. | Hi |
|---------|------|----|-----|------|------|------|-----|----|-----|------|------|------|------|------|----|-----|------|----|------|------|------|----|
| 1948-49 | 48   | -  | 41  | 114  | .360 | -    | -   | -  | 24  | 33   | .727 | -    | -    | -    | 33 | 68  | -    | -  | -    | 106  | 2.2  | -  |

### PLAYOFFS

| G       | Min. | FG | FGA | Pct. | 3FG  | 3FGA | PCT | FT | FTA | Pct. | Off.  | Def. | Tot. | Ast. | PF | Dq. | Stl. | TO | Blk. | Pts. | Avg. | Hi |
|---------|------|----|-----|------|------|------|-----|----|-----|------|-------|------|------|------|----|-----|------|----|------|------|------|----|
| 1948-49 | 6    | -  | 3   | 7    | .429 | -    | -   | -  | 1   | 1    | 1.000 | -    | -    | -    | 4  | -   | -    | -  | -    | 7    | 1.2  | -  |

## EDWIN "WHITEY" KACHAN - 6-2, 175 - DePAUL

SEPTEMBER 15, 1925

### REGULAR SEASON

| G       | Min. | FG | FGA | Pct. | 3FG  | 3FGA | PCT | FT | FTA | Pct. | Off. | Def. | Tot. | Ast. | PF | Dq. | Stl. | TO | Blk. | Pts. | Avg. | Hi |
|---------|------|----|-----|------|------|------|-----|----|-----|------|------|------|------|------|----|-----|------|----|------|------|------|----|
| 1948-49 | 19   | -  | 16  | 42   | .381 | -    | -   | -  | 15  | 22   | .682 | -    | -    | -    | 12 | 24  | -    | -  | -    | 47   | 2.5  | -  |

## ED KALAFAT - 6-6, 245 - MINNESOTA

OCTOBER 13, 1932

### REGULAR SEASON

| G       | Min. | FG   | FGA | Pct. | 3FG  | 3FGA | PCT | FT | FTA | Pct. | Off. | Def. | Tot. | Ast. | PF  | Dq. | Stl. | TO | Blk. | Pts. | Avg. | Hi |
|---------|------|------|-----|------|------|------|-----|----|-----|------|------|------|------|------|-----|-----|------|----|------|------|------|----|
| 1954-55 | 72   | 1102 | 118 | 375  | .315 | -    | -   | -  | 111 | 168  | .661 | -    | -    | 317  | 75  | 205 | 9    | -  | -    | 347  | 4.8  | -  |
| 1955-56 | 72   | 1639 | 194 | 540  | .359 | -    | -   | -  | 186 | 252  | .738 | -    | -    | 440  | 130 | 236 | 2    | -  | -    | 574  | 8.0  | -  |
| 1956-57 | 65   | 1617 | 178 | 507  | .351 | -    | -   | -  | 197 | 298  | .661 | -    | -    | 425  | 105 | 243 | 9    | -  | -    | 553  | 8.5  | -  |
| TOT     | 209  | 4358 | 490 | 1422 | .345 | -    | -   | -  | 494 | 718  | .688 | -    | -    | 1182 | 310 | 684 | 20   | -  | -    | 1474 | 7.1  | -  |

### PLAYOFFS

| G       | Min. | FG  | FGA | Pct. | 3FG  | 3FGA | PCT | FT | FTA | Pct. | Off. | Def. | Tot. | Ast. | PF | Dq. | Stl. | TO | Blk. | Pts. | Avg. | Hi |
|---------|------|-----|-----|------|------|------|-----|----|-----|------|------|------|------|------|----|-----|------|----|------|------|------|----|
| 1954-55 | 7    | 76  | 2   | 22   | .091 | -    | -   | -  | 3   | 10   | .300 | -    | -    | 18   | 0  | -   | -    | -  | -    | 7    | 1.0  | -  |
| 1955-56 | 3    | 55  | 9   | 21   | .429 | -    | -   | -  | 15  | 19   | .789 | -    | -    | 21   | 2  | -   | -    | -  | -    | 33   | 11.0 | -  |
| 1956-57 | 5    | 104 | 21  | 36   | .583 | -    | -   | -  | 21  | 31   | .677 | -    | -    | 24   | 9  | -   | -    | -  | -    | 63   | 12.6 | -  |
| TOT     | 15   | 235 | 32  | 79   | .405 | -    | -   | -  | 39  | 60   | .650 | -    | -    | 63   | 11 | -   | -    | -  | -    | 103  | 6.9  | -  |

## CHRIS KAMAN - 7-0, 265 - CENTRAL MICHIGAN

APRIL 28, 1982

### REGULAR SEASON

| G       | Min. | FG  | FGA | Pct. | 3FG  | 3FGA | PCT | FT   | FTA | Pct. | Off. | Def. | Tot. | Ast. | PF | Dq. | Stl. | TO | Blk. | Pts. | Avg. | Hi   |    |
|---------|------|-----|-----|------|------|------|-----|------|-----|------|------|------|------|------|----|-----|------|----|------|------|------|------|----|
| 2013-14 | 39   | 736 | 176 | 346  | .509 | 0    | 3   | .000 | 52  | 68   | .765 | 54   | 175  | 229  | 58 | 93  | 1    | 11 | 74   | 40   | 404  | 10.4 | 28 |

## JASON KAPONO - 6-8, 215 - UCLA

FEBRUARY 4, 1981

### REGULAR SEASON

| G       | Min. | FG  | FGA | Pct. | 3FG  | 3FGA | PCT | FT   | FTA | Pct. | Off.  | Def. | Tot. | Ast. | PF | Dq. | Stl. | TO | Blk. | Pts. | Avg. | Hi  |   |
|---------|------|-----|-----|------|------|------|-----|------|-----|------|-------|------|------|------|----|-----|------|----|------|------|------|-----|---|
| 2011-12 | 27   | 269 | 21  | 55   | .382 | 8    | 27  | .296 | 4   | 4    | 1.000 | 2    | 12   | 14   | 11 | 21  | 0    | 3  | 6    | 0    | 54   | 2.0 | - |

## COBY KARL - 6-5, 215 - BOISE STATE

JUNE 8, 1983

### REGULAR SEASON

| G       | Min. | FG | FGA | Pct. | 3FG  | 3FGA | PCT | FT   | FTA | Pct. | Off. | Def. | Tot. | Ast. | PF | Dq. | Stl. | TO | Blk. | Pts. | Avg. | Hi  |   |
|---------|------|----|-----|------|------|------|-----|------|-----|------|------|------|------|------|----|-----|------|----|------|------|------|-----|---|
| 2007-08 | 17   | 71 | 9   | 26   | .346 | 4    | 13  | .308 | 8   | 10   | .800 | 3    | 11   | 14   | 9  | 4   | 0    | 4  | 5    | 2    | 30   | 1.8 | 6 |

### PLAYOFFS

| G       | Min. | FG | FGA | Pct. | 3FG | 3FGA | PCT | FT | FTA | Pct. | Off. | Def. | Tot. | Ast. | PF | Dq. | Stl. | TO | Blk. | Pts. | Avg. | Hi |
|---------|------|----|-----|------|-----|------|-----|----|-----|------|------|------|------|------|----|-----|------|----|------|------|------|----|
| 2007-08 | 1    | 2  | 0   | 0    | -   | 0    | 0   | -  | 0   | 0    | -    | 0    | 0    | 0    | 1  | -   | -    | 0  | 0    | 0    | 0.0  | -  |

## RYAN KELLY - 6-11, 230 - DUKE

APRIL 9, 1991

### REGULAR SEASON

| G       | Min. | FG   | FGA | Pct. | 3FG  | 3FGA | PCT | FT   | FTA | Pct. | Off. | Def. | Tot. | Ast. | PF  | Dq. | Stl. | TO | Blk. | Pts. | Avg. | Hi  |    |
|---------|------|------|-----|------|------|------|-----|------|-----|------|------|------|------|------|-----|-----|------|----|------|------|------|-----|----|
| 2013-14 | 59   | 1312 | 157 | 371  | .423 | 48   | 142 | .338 | 110 | 135  | .815 | 42   | 177  | 219  | 95  | 147 | 0    | 32 | 47   | 45   | 472  | 8.0 | 26 |
| 2014-15 | 52   | 1233 | 104 | 309  | .337 | 45   | 134 | .336 | 79  | 95   | .832 | 13   | 133  | 146  | 92  | 118 | 1    | 30 | 37   | 24   | 332  | 6.4 | 21 |
| 2015-16 | 36   | 470  | 55  | 149  | .369 | 5    | 37  | .135 | 37  | 54   | .685 | 21   | 100  | 121  | 20  | 39  | 0    | 13 | 18   | 10   | 152  | 4.2 | 12 |
| TOT     | 147  | 3015 | 316 | 829  | .381 | 98   | 313 | .313 | 226 | 284  | .796 | 76   | 410  | 486  | 207 | 304 | 1    | 75 | 102  | 79   | 956  | 6.5 | -  |

## JEROME KERSEY - 6-7, 225 - LONGWOOD

JUNE 26, 1962

### REGULAR SEASON

| G       | Min. | FG   | FGA | Pct. | 3FG  | 3FGA | PCT | FT   | FTA | Pct. | Off. | Def. | Tot. | Ast. | PF | Dq. | Stl. | TO  | Blk. | Pts. | Avg. | Hi  |    |
|---------|------|------|-----|------|------|------|-----|------|-----|------|------|------|------|------|----|-----|------|-----|------|------|------|-----|----|
| 1996-97 | 70   | 1766 | 194 | 449  | .432 | 17   | 65  | .262 | 71  | 118  | .602 | 112  | 251  | 363  | 89 | 219 | 0    | 119 | 74   | 49   | 476  | 6.8 | 16 |

### PLAYOFFS

| G       | Min. | FG  | FGA | Pct. | 3FG  | 3FGA | PCT | FT   | FTA | Pct. | Off. | Def. | Tot. | Ast. | PF | Dq. | Stl. | TO | Blk. | Pts. | Avg. | Hi |
|---------|------|-----|-----|------|------|------|-----|------|-----|------|------|------|------|------|----|-----|------|----|------|------|------|----|
| 1996-97 | 9    | 210 | 17  | 35   | .486 | 0    | 1   | .000 | 15  | 19   | .789 | 14   | 34   | 48   | 14 | -   | 9    | 3  | 6    | 49   | 5.4  | -  |

## RANDOLPH KEYS - 6-7, 195 - SOUTHERN MISSISSIPPI

APRIL 19, 1966

### REGULAR SEASON

| G       | Min. | FG | FGA | Pct. | 3FG  | 3FGA | PCT | FT   | FTA | Pct. | Off.  | Def. | Tot. | Ast. | PF | Dq. | Stl. | TO | Blk. | Pts. | Avg. | Hi  |    |
|---------|------|----|-----|------|------|------|-----|------|-----|------|-------|------|------|------|----|-----|------|----|------|------|------|-----|----|
| 1994-95 | 6    | 83 | 9   | 26   | .346 | 0    | 9   | .000 | 2   | 2    | 1.000 | 6    | 11   | 17   | 2  | 16  | 0    | 1  | 2    | 2    | 20   | 3.3 | 10 |

## ERNIE KILLUM - 6-3, 185 - STETSON

JUNE 11, 1948

### REGULAR SEASON

| G       | Min. | FG | FGA | Pct. | 3FG  | 3FGA | PCT | FT | FTA | Pct. | Off.  | Def. | Tot. | Ast. | PF | Dq. | Stl. | TO | Blk. | Pts. | Avg. | Hi |
|---------|------|----|-----|------|------|------|-----|----|-----|------|-------|------|------|------|----|-----|------|----|------|------|------|----|
| 1970-71 | 4    | 12 | 0   | 4    | .000 | -    | -   | -  | 1   | 1    | 1.000 | -    | -    | 2    | 0  | 1   | 0    | -  | -    | 1    | 0.3  | -  |

### PLAYOFFS

| G       | Min. | FG | FGA | Pct. | 3FG   | 3FGA | PCT | FT | FTA | Pct. | Off. | Def. | Tot. | Ast. | PF | Dq. | Stl. | TO | Blk. | Pts. | Avg. | Hi |
|---------|------|----|-----|------|-------|------|-----|----|-----|------|------|------|------|------|----|-----|------|----|------|------|------|----|
| 1970-71 | 2    | 4  | 1   | 1    | 1.000 | -    | -   | -  | 2   | 3    | .667 | -    | -    | 0    | 0  | -   | -    | -  | -    | 4    | 2.0  | -  |





# ALL-TIME ROSTER WITH STATISTICS

## FRANKIE KING - 6-1, 185 - WESTERN CAROLINA

JUNE 6, 1972

### REGULAR SEASON

| G       | Min. | FG | FGA | Pct. | 3FG  | 3FGA | PCT | FT   | FTA | Pct. | Off. | Def. | Tot. | Ast. | PF | Do. | StL. | TO | Blk. | Pts. | Avg. | HI  |   |
|---------|------|----|-----|------|------|------|-----|------|-----|------|------|------|------|------|----|-----|------|----|------|------|------|-----|---|
| 1995-96 | 6    | 20 | 3   | 11   | .273 | 0    | 1   | .000 | 1   | 3    | .333 | 1    | 1    | 2    | 2  | 4   | 0    | 2  | 2    | 0    | 7    | 1.2 | 3 |

## JIM KING - 6-2, 175 - TULSA

FEBRUARY 7, 1941

### REGULAR SEASON

| G       | Min. | FG   | FGA | Pct. | 3FG  | 3FGA | PCT | FT | FTA | Pct. | Off. | Def. | Tot. | Ast. | PF  | Do. | StL. | TO | Blk. | Pts. | Avg. | HI |
|---------|------|------|-----|------|------|------|-----|----|-----|------|------|------|------|------|-----|-----|------|----|------|------|------|----|
| 1963-64 | 60   | 762  | 84  | 198  | .424 | -    | -   | -  | 66  | 101  | .653 | -    | -    | 113  | 110 | 99  | 0    | -  | -    | 234  | 3.9  | -  |
| 1964-65 | 77   | 1671 | 184 | 469  | .392 | -    | -   | -  | 118 | 151  | .781 | -    | -    | 214  | 178 | 193 | 2    | -  | -    | 486  | 6.3  | -  |
| 1965-66 | 76   | 1499 | 238 | 545  | .437 | -    | -   | -  | 94  | 115  | .817 | -    | -    | 204  | 223 | 181 | 1    | -  | -    | 570  | 7.5  | -  |
| TOT     | 213  | 3932 | 506 | 1212 | .417 | -    | -   | -  | 278 | 367  | .757 | -    | -    | 531  | 511 | 473 | 3    | -  | -    | 1290 | 6.1  | -  |

### PLAYOFFS

| G       | Min. | FG  | FGA | Pct. | 3FG  | 3FGA | PCT | FT | FTA | Pct. | Off.  | Def. | Tot. | Ast. | PF | Do. | StL. | TO | Blk. | Pts. | Avg. | HI |
|---------|------|-----|-----|------|------|------|-----|----|-----|------|-------|------|------|------|----|-----|------|----|------|------|------|----|
| 1963-64 | 4    | 51  | 4   | 10   | .400 | -    | -   | -  | 4   | 4    | 1.000 | -    | -    | 4    | 6  | -   | -    | -  | -    | 12   | 3.0  | -  |
| 1964-65 | 11   | 184 | 28  | 63   | .444 | -    | -   | -  | 15  | 17   | .882  | -    | -    | 36   | 24 | -   | -    | -  | -    | 71   | 6.5  | -  |
| 1965-66 | 13   | 287 | 35  | 84   | .417 | -    | -   | -  | 12  | 17   | .706  | -    | -    | 33   | 31 | -   | -    | -  | -    | 82   | 6.3  | -  |
| TOT     | 28   | 522 | 67  | 157  | .427 | -    | -   | -  | 31  | 38   | .816  | -    | -    | 73   | 61 | -   | -    | -  | -    | 165  | 5.9  | -  |

## JOE KLEINE - 7-0, 270 - ARKANSAS

JANUARY 4, 1962

### REGULAR SEASON

| G       | Min. | FG | FGA | Pct. | 3FG  | 3FGA | PCT | FT | FTA | Pct. | Off.  | Def. | Tot. | Ast. | PF | Do. | StL. | TO | Blk. | Pts. | Avg. | HI |
|---------|------|----|-----|------|------|------|-----|----|-----|------|-------|------|------|------|----|-----|------|----|------|------|------|----|
| 1996-97 | 8    | 30 | 2   | 8    | .250 | 0    | 0   | -  | 2   | 2    | 1.000 | 2    | 7    | 9    | 0  | 6   | 0    | 0  | 0    | 6    | 0.8  | 2  |

## TRAVIS KNIGHT - 7-0, 235 - CONNECTICUT

SEPTEMBER 13, 1974

### REGULAR SEASON

| G       | Min. | FG   | FGA | Pct. | 3FG  | 3FGA | PCT | FT   | FTA | Pct. | Off. | Def. | Tot. | Ast. | PF | Do. | StL. | TO | Blk. | Pts. | Avg. | HI  |    |
|---------|------|------|-----|------|------|------|-----|------|-----|------|------|------|------|------|----|-----|------|----|------|------|------|-----|----|
| 1996-97 | 71   | 1156 | 140 | 275  | .509 | 0    | 0   | -    | 62  | 100  | .620 | 130  | 189  | 319  | 39 | 170 | 2    | 31 | 49   | 58   | 342  | 4.8 | 19 |
| 1998-99 | 37   | 525  | 67  | 130  | .515 | 0    | 1   | .000 | 22  | 29   | .759 | 34   | 94   | 128  | 31 | 108 | 2    | 21 | 35   | 27   | 156  | 4.2 | 15 |
| 1999-00 | 63   | 410  | 46  | 118  | .390 | 0    | 0   | -    | 17  | 28   | .607 | 46   | 83   | 129  | 23 | 88  | 1    | 6  | 26   | 23   | 109  | 1.7 | 9  |
| TOT     | 171  | 2091 | 253 | 523  | .484 | 0    | 1   | .000 | 101 | 157  | .643 | 210  | 366  | 576  | 93 | 366 | 5    | 58 | 110  | 108  | 607  | 3.5 | -  |

### PLAYOFFS

| G       | Min. | FG  | FGA | Pct. | 3FG  | 3FGA | PCT | FT | FTA | Pct. | Off. | Def. | Tot. | Ast. | PF | Do. | StL. | TO | Blk. | Pts. | Avg. | HI  |   |
|---------|------|-----|-----|------|------|------|-----|----|-----|------|------|------|------|------|----|-----|------|----|------|------|------|-----|---|
| 1996-97 | 9    | 93  | 8   | 10   | .800 | 0    | 0   | -  | 3   | 4    | .750 | 3    | 15   | 18   | 3  | -   | -    | 3  | 2    | 3    | 19   | 2.1 | - |
| 1998-99 | 3    | 10  | 1   | 3    | .333 | 0    | 0   | -  | 1   | 2    | .500 | 0    | 5    | 5    | 1  | -   | -    | 0  | 3    | 0    | 3    | 1.0 | - |
| 1999-00 | 14   | 48  | 8   | 15   | .533 | 0    | 0   | -  | 2   | 6    | .333 | 3    | 2    | 5    | 0  | -   | -    | 1  | 6    | 3    | 18   | 1.3 | - |
| TOT     | 26   | 151 | 17  | 28   | .607 | 0    | 0   | -  | 6   | 12   | .500 | 6    | 22   | 28   | 4  | -   | -    | 4  | 11   | 6    | 40   | 1.5 | - |

## JIM KREBS - 6-8, 230 - SMU

SEPTEMBER 8, 1935

### REGULAR SEASON

| G       | Min. | FG    | FGA  | Pct. | 3FG  | 3FGA | PCT | FT | FTA | Pct. | Off. | Def. | Tot. | Ast. | PF  | Do.  | StL. | TO | Blk. | Pts. | Avg. | HI   |   |
|---------|------|-------|------|------|------|------|-----|----|-----|------|------|------|------|------|-----|------|------|----|------|------|------|------|---|
| 1957-58 | 68   | 1259  | 199  | 527  | .378 | -    | -   | -  | 135 | 176  | .767 | -    | -    | 502  | 27  | 182  | 4    | -  | -    | -    | 533  | 7.8  | - |
| 1958-59 | 72   | 1578  | 271  | 679  | .399 | -    | -   | -  | 92  | 123  | .748 | -    | -    | 491  | 50  | 212  | 4    | -  | -    | -    | 634  | 8.8  | - |
| 1959-60 | 75   | 1269  | 237  | 605  | .392 | -    | -   | -  | 98  | 136  | .721 | -    | -    | 327  | 38  | 210  | 2    | -  | -    | -    | 572  | 7.6  | - |
| 1960-61 | 75   | 1655  | 271  | 692  | .392 | -    | -   | -  | 75  | 93   | .806 | -    | -    | 456  | 68  | 223  | 2    | -  | -    | -    | 617  | 8.2  | - |
| 1961-62 | 78   | 2012  | 312  | 701  | .445 | -    | -   | -  | 156 | 208  | .750 | -    | -    | 616  | 110 | 290  | 9    | -  | -    | -    | 780  | 10.0 | - |
| 1962-63 | 79   | 1913  | 272  | 627  | .434 | -    | -   | -  | 115 | 154  | .747 | -    | -    | 502  | 87  | 256  | 2    | -  | -    | -    | 659  | 8.3  | - |
| 1963-64 | 68   | 975   | 134  | 357  | .375 | -    | -   | -  | 65  | 85   | .765 | -    | -    | 283  | 49  | 166  | 6    | -  | -    | -    | 333  | 4.9  | - |
| TOT     | 515  | 10661 | 1696 | 4188 | .405 | -    | -   | -  | 736 | 975  | .755 | -    | -    | 3177 | 429 | 1539 | 29   | -  | -    | -    | 4128 | 8.0  | - |

### PLAYOFFS

| G       | Min. | FG   | FGA | Pct. | 3FG  | 3FGA | PCT | FT | FTA | Pct. | Off. | Def. | Tot. | Ast. | PF | Do. | StL. | TO | Blk. | Pts. | Avg. | HI  |   |
|---------|------|------|-----|------|------|------|-----|----|-----|------|------|------|------|------|----|-----|------|----|------|------|------|-----|---|
| 1958-59 | 13   | 213  | 36  | 103  | .350 | -    | -   | -  | 22  | 23   | .957 | -    | -    | 77   | 5  | -   | -    | -  | -    | -    | 94   | 7.2 | - |
| 1959-60 | 9    | 157  | 23  | 55   | .418 | -    | -   | -  | 5   | 10   | .500 | -    | -    | 47   | 8  | -   | -    | -  | -    | -    | 51   | 5.7 | - |
| 1960-61 | 12   | 183  | 16  | 47   | .340 | -    | -   | -  | 14  | 18   | .778 | -    | -    | 60   | 9  | -   | -    | -  | -    | -    | 46   | 3.8 | - |
| 1961-62 | 11   | 327  | 30  | 90   | .333 | -    | -   | -  | 22  | 26   | .846 | -    | -    | 102  | 21 | -   | -    | -  | -    | -    | 82   | 7.5 | - |
| 1962-63 | 13   | 199  | 16  | 47   | .340 | -    | -   | -  | 10  | 15   | .667 | -    | -    | 40   | 4  | -   | -    | -  | -    | -    | 42   | 3.2 | - |
| 1963-64 | 4    | 50   | 6   | 9    | .667 | -    | -   | -  | 2   | 4    | .500 | -    | -    | 22   | 6  | -   | -    | -  | -    | -    | 14   | 3.5 | - |
| TOT     | 62   | 1129 | 127 | 351  | .362 | -    | -   | -  | 75  | 96   | .781 | -    | -    | 348  | 53 | -   | -    | -  | -    | -    | 329  | 5.3 | - |

## LARRY KRYSZOWIAK - 6-9, 240 - MONTANA

SEPTEMBER 23, 1964

### REGULAR SEASON

| G       | Min. | FG | FGA | Pct. | 3FG  | 3FGA | PCT | FT | FTA | Pct. | Off. | Def. | Tot. | Ast. | PF | Do. | StL. | TO | Blk. | Pts. | Avg. | HI  |   |
|---------|------|----|-----|------|------|------|-----|----|-----|------|------|------|------|------|----|-----|------|----|------|------|------|-----|---|
| 1996-97 | 3    | 11 | 1   | 2    | .500 | 0    | 0   | -  | 1   | 2    | .500 | 2    | 3    | 5    | 3  | 3   | 0    | 2  | 1    | 0    | 3    | 1.0 | 3 |

## MITCH KUPCHAK - 6-10, 230 - NORTH CAROLINA

MAY 24, 1954

### REGULAR SEASON

| G       | Min. | FG   | FGA | Pct. | 3FG  | 3FGA | PCT | FT   | FTA | Pct. | Off. | Def. | Tot. | Ast. | PF | Do. | StL. | TO | Blk. | Pts. | Avg. | HI   |    |
|---------|------|------|-----|------|------|------|-----|------|-----|------|------|------|------|------|----|-----|------|----|------|------|------|------|----|
| 1981-82 | 26   | 821  | 153 | 267  | .573 | 0    | 0   | -    | 65  | 98   | .663 | 64   | 146  | 210  | 33 | 80  | 1    | 12 | 43   | 10   | 371  | 14.3 | 25 |
| 1983-84 | 34   | 324  | 41  | 108  | .380 | 0    | 0   | -    | 22  | 34   | .647 | 35   | 52   | 87   | 7  | 46  | 0    | 4  | 22   | 6    | 104  | 3.1  | 12 |
| 1984-85 | 58   | 716  | 123 | 244  | .504 | 0    | 0   | -    | 60  | 91   | .659 | 68   | 116  | 184  | 21 | 104 | 0    | 19 | 48   | 20   | 306  | 5.3  | 29 |
| 1985-86 | 55   | 783  | 124 | 257  | .482 | 0    | 1   | .000 | 84  | 112  | .750 | 69   | 122  | 191  | 17 | 102 | 0    | 12 | 64   | 7    | 332  | 6.0  | 15 |
| TOT     | 173  | 2644 | 441 | 876  | .503 | 0    | 1   | .000 | 231 | 335  | .690 | 236  | 436  | 672  | 78 | 332 | 1    | 47 | 177  | 43   | 1113 | 6.4  | -  |

### PLAYOFFS

| G       | Min. | FG  | FGA | Pct. | 3FG  | 3FGA | PCT | FT   | FTA | Pct. | Off. | Def. | Tot. | Ast. | PF | Do. | StL. | TO | Blk. | Pts. | Avg. | HI  |   |
|---------|------|-----|-----|------|------|------|-----|------|-----|------|------|------|------|------|----|-----|------|----|------|------|------|-----|---|
| 1983-84 | 9    | 69  | 5   | 17   | .294 | 0    | 0   | -    | 8   | 14   | .571 | 12   | 17   | 29   | 2  | -   | -    | 1  | 6    | 2    | 18   | 2.0 | - |
| 1984-85 | 16   | 197 | 31  | 53   | .585 | 0    | 1   | .000 | 13  | 22   | .591 | 11   | 37   | 48   | 5  | -   | -    | 2  | 10   | 7    | 75   | 4.7 | - |
| 1985-86 | 5    | 56  | 8   | 15   | .533 | 0    | 0   | -    | 4   | 6    | .667 | 5    | 10   | 15   | 2  | -   | -    | 2  | 3    | 0    | 20   | 4.0 | - |
| TOT     | 30   | 322 | 44  | 85   | .518 | 0    | 1   | .000 | 25  | 42   | .595 | 28   | 64   | 92   | 9  | -   | -    | 5  | 19   | 9    | 113  | 3.8 | - |





# ALL-TIME ROSTER WITH STATISTICS



## C.J. KUPEC - 6-6, 220 - MICHIGAN

JANUARY 16, 1953

### REGULAR SEASON

| G          | Min.      | FG         | FGA        | Pct.       | 3FG         | 3FGA     | PCT      | FT       | FTA       | Pct.       | Off.        | Def.      | Tot.       | Ast.       | PF        | Dq.        | Stl.     | TO        | Blk.     | Prs.     | Avg.       | Hi         |          |
|------------|-----------|------------|------------|------------|-------------|----------|----------|----------|-----------|------------|-------------|-----------|------------|------------|-----------|------------|----------|-----------|----------|----------|------------|------------|----------|
| 1975-76    | 16        | 55         | 10         | 40         | 250         | -        | -        | -        | 7         | 11         | .636        | 4         | 19         | 23         | 5         | 7          | 0        | 3         | -        | 0        | 27         | 1.7        | 6        |
| 1976-77    | 82        | 908        | 153        | 342        | .447        | -        | -        | -        | 78        | 101        | .772        | 76        | 123        | 199        | 53        | 113        | 0        | 18        | -        | 4        | 384        | 4.7        | 14       |
| <b>TOT</b> | <b>98</b> | <b>963</b> | <b>163</b> | <b>382</b> | <b>.428</b> | <b>-</b> | <b>-</b> | <b>-</b> | <b>85</b> | <b>112</b> | <b>.759</b> | <b>80</b> | <b>142</b> | <b>222</b> | <b>58</b> | <b>120</b> | <b>0</b> | <b>21</b> | <b>-</b> | <b>4</b> | <b>411</b> | <b>4.2</b> | <b>-</b> |

### PLAYOFFS

| G       | Min. | FG | FGA | Pct. | 3FG | 3FGA | PCT | FT | FTA | Pct. | Off. | Def. | Tot. | Ast. | PF | Dq. | Stl. | TO | Blk. | Prs. | Avg. | Hi  |   |
|---------|------|----|-----|------|-----|------|-----|----|-----|------|------|------|------|------|----|-----|------|----|------|------|------|-----|---|
| 1976-77 | 11   | 57 | 8   | 18   | 444 | -    | -   | -  | 5   | 7    | .714 | -    | -    | 16   | 4  | -   | -    | -  | -    | -    | 21   | 1.9 | - |

## BO LAMAR - 6-1, 180 - SW LOUISIANA

APRIL 7, 1951

### REGULAR SEASON

| G       | Min. | FG   | FGA | Pct. | 3FG  | 3FGA | PCT | FT | FTA | Pct. | Off. | Def. | Tot. | Ast. | PF  | Dq. | Stl. | TO | Blk. | Prs. | Avg. | Hi  |    |
|---------|------|------|-----|------|------|------|-----|----|-----|------|------|------|------|------|-----|-----|------|----|------|------|------|-----|----|
| 1976-77 | 71   | 1165 | 228 | 561  | .406 | -    | -   | -  | 46  | 68   | .676 | 30   | 62   | 92   | 177 | 73  | 0    | 59 | -    | 3    | 502  | 7.1 | 22 |

### PLAYOFFS

| G       | Min. | FG  | FGA | Pct. | 3FG  | 3FGA | PCT | FT | FTA | Pct. | Off. | Def. | Tot. | Ast. | PF | Dq. | Stl. | TO | Blk. | Prs. | Avg. | Hi  |   |
|---------|------|-----|-----|------|------|------|-----|----|-----|------|------|------|------|------|----|-----|------|----|------|------|------|-----|---|
| 1976-77 | 10   | 109 | 12  | 41   | .293 | -    | -   | -  | 9   | 10   | .900 | -    | -    | 9    | 14 | -   | -    | -  | -    | -    | 33   | 3.3 | - |

## JEFF LAMP - 6-6, 195 - VIRGINIA

MARCH 9, 1959

### REGULAR SEASON

| G          | Min.      | FG         | FGA       | Pct.      | 3FG         | 3FGA     | PCT      | FT          | FTA      | Pct.     | Off.        | Def.     | Tot.      | Ast.      | PF        | Dq.       | Stl.     | TO       | Blk.      | Prs.     | Avg.      | Hi         |          |
|------------|-----------|------------|-----------|-----------|-------------|----------|----------|-------------|----------|----------|-------------|----------|-----------|-----------|-----------|-----------|----------|----------|-----------|----------|-----------|------------|----------|
| 1987-88    | 3         | 7          | 0         | 0         | -           | -        | -        | -           | 2        | 2        | 1.000       | 0        | 0         | 0         | 1         | 0         | 0        | 0        | 0         | 0        | 2         | 0.7        | 2        |
| 1988-89    | 37        | 176        | 27        | 69        | .391        | 2        | 4        | .500        | 4        | 5        | .800        | 6        | 28        | 34        | 15        | 27        | 0        | 8        | 16        | 2        | 60        | 1.6        | 7        |
| <b>TOT</b> | <b>40</b> | <b>183</b> | <b>27</b> | <b>69</b> | <b>.391</b> | <b>2</b> | <b>4</b> | <b>.500</b> | <b>6</b> | <b>7</b> | <b>.857</b> | <b>6</b> | <b>28</b> | <b>34</b> | <b>15</b> | <b>28</b> | <b>0</b> | <b>8</b> | <b>16</b> | <b>2</b> | <b>62</b> | <b>1.6</b> | <b>-</b> |

### PLAYOFFS

| G       | Min. | FG | FGA | Pct. | 3FG  | 3FGA | PCT | FT   | FTA | Pct. | Off. | Def. | Tot. | Ast. | PF | Dq. | Stl. | TO | Blk. | Prs. | Avg. | Hi  |   |
|---------|------|----|-----|------|------|------|-----|------|-----|------|------|------|------|------|----|-----|------|----|------|------|------|-----|---|
| 1988-89 | 5    | 14 | 3   | 6    | .500 | 0    | 0   | .000 | 1   | 2    | .500 | 2    | 1    | 3    | 1  | -   | -    | 0  | 1    | 0    | 7    | 1.4 | - |

## MARK LANDSBERGER - 6-8, 225 - ARIZONA STATE

MAY 21, 1955

### REGULAR SEASON

| G          | Min.       | FG          | FGA        | Pct.       | 3FG         | 3FGA     | PCT      | FT          | FTA        | Pct.       | Off.        | Def.       | Tot.       | Ast.        | PF        | Dq.        | Stl.     | TO        | Blk.       | Prs.      | Avg.       | Hi         |          |
|------------|------------|-------------|------------|------------|-------------|----------|----------|-------------|------------|------------|-------------|------------|------------|-------------|-----------|------------|----------|-----------|------------|-----------|------------|------------|----------|
| 1979-80    | 23         | 374         | 66         | 137        | .482        | 0        | 0        | -           | 29         | 56         | .518        | 69         | 94         | 163         | 14        | 27         | 0        | 10        | 25         | 5         | 161        | 7.0        | 14       |
| 1980-81    | 69         | 1086        | 164        | 327        | .502        | 0        | 1        | .000        | 62         | 116        | .534        | 152        | 225        | 377         | 27        | 135        | 0        | 19        | 65         | 6         | 390        | 5.7        | 22       |
| 1981-82    | 75         | 1134        | 144        | 329        | .438        | 0        | 2        | .000        | 33         | 65         | .508        | 164        | 237        | 401         | 32        | 134        | 0        | 10        | 49         | 7         | 321        | 4.3        | 17       |
| 1982-83    | 39         | 356         | 43         | 102        | .422        | 0        | 0        | -           | 12         | 25         | .480        | 55         | 73         | 128         | 12        | 48         | 0        | 8         | 20         | 4         | 98         | 2.5        | 8        |
| <b>TOT</b> | <b>206</b> | <b>2950</b> | <b>417</b> | <b>895</b> | <b>.466</b> | <b>0</b> | <b>3</b> | <b>.000</b> | <b>136</b> | <b>262</b> | <b>.519</b> | <b>440</b> | <b>629</b> | <b>1069</b> | <b>85</b> | <b>344</b> | <b>0</b> | <b>47</b> | <b>159</b> | <b>22</b> | <b>970</b> | <b>4.7</b> | <b>-</b> |

### PLAYOFFS

| G          | Min.      | FG         | FGA       | Pct.       | 3FG         | 3FGA     | PCT      | FT          | FTA       | Pct.      | Off.        | Def.      | Tot.      | Ast.       | PF       | Dq.      | Stl.     | TO        | Blk.     | Prs.      | Avg.       | Hi       |
|------------|-----------|------------|-----------|------------|-------------|----------|----------|-------------|-----------|-----------|-------------|-----------|-----------|------------|----------|----------|----------|-----------|----------|-----------|------------|----------|
| 1979-80    | 16        | 195        | 25        | 69         | .362        | 0        | 1        | .000        | 5         | 6         | .833        | 25        | 44        | 69         | 2        | -        | 3        | 10        | 2        | 55        | 3.4        | -        |
| 1980-81    | 3         | 32         | 2         | 7          | .286        | 0        | 0        | -           | 1         | 1         | 1.000       | 9         | 6         | 15         | 0        | -        | 1        | 1         | 0        | 5         | 1.7        | -        |
| 1981-82    | 9         | 60         | 3         | 9          | .333        | 0        | 0        | -           | 4         | 9         | .444        | 11        | 11        | 22         | 2        | -        | -        | 0         | 4        | 0         | 10         | 1.1      |
| 1982-83    | 11        | 141        | 12        | 28         | .429        | 0        | 1        | .000        | 2         | 4         | .500        | 19        | 25        | 44         | 3        | -        | -        | 0         | 6        | 2         | 26         | 2.4      |
| <b>TOT</b> | <b>39</b> | <b>428</b> | <b>42</b> | <b>113</b> | <b>.372</b> | <b>0</b> | <b>2</b> | <b>.000</b> | <b>12</b> | <b>20</b> | <b>.600</b> | <b>64</b> | <b>86</b> | <b>150</b> | <b>7</b> | <b>-</b> | <b>4</b> | <b>21</b> | <b>4</b> | <b>96</b> | <b>2.5</b> | <b>-</b> |

## STU LANTZ - 6-3, 180 - NEBRASKA

JULY 14, 1946

### REGULAR SEASON

| G          | Min.       | FG          | FGA        | Pct.       | 3FG         | 3FGA     | PCT      | FT       | FTA        | Pct.       | Off.        | Def.       | Tot.       | Ast.       | PF         | Dq.        | Stl.     | TO        | Blk.     | Prs.      | Avg.       | Hi         |          |
|------------|------------|-------------|------------|------------|-------------|----------|----------|----------|------------|------------|-------------|------------|------------|------------|------------|------------|----------|-----------|----------|-----------|------------|------------|----------|
| 1974-75    | 56         | 1430        | 189        | 446        | .424        | -        | -        | -        | 145        | 176        | .824        | 81         | 89         | 170        | 158        | 134        | 1        | 44        | -        | 10        | 523        | 9.3        | 26       |
| 1975-76    | 53         | 853         | 85         | 204        | .417        | -        | -        | -        | 80         | 89         | .899        | 28         | 71         | 99         | 76         | 105        | 1        | 27        | -        | 3         | 250        | 4.7        | 19       |
| <b>TOT</b> | <b>109</b> | <b>2283</b> | <b>274</b> | <b>650</b> | <b>.422</b> | <b>-</b> | <b>-</b> | <b>-</b> | <b>225</b> | <b>265</b> | <b>.849</b> | <b>109</b> | <b>160</b> | <b>269</b> | <b>234</b> | <b>239</b> | <b>2</b> | <b>71</b> | <b>-</b> | <b>13</b> | <b>773</b> | <b>7.1</b> | <b>-</b> |

## RUDY LARUSSO - 6-8, 220 - DARTMOUTH

NOVEMBER 11, 1937

### REGULAR SEASON

| G          | Min.       | FG           | FGA         | Pct.        | 3FG         | 3FGA     | PCT      | FT       | FTA         | Pct.        | Off.        | Def.     | Tot.     | Ast.        | PF          | Dq.         | Stl.      | TO       | Blk.     | Prs.     | Avg.        | Hi          |          |
|------------|------------|--------------|-------------|-------------|-------------|----------|----------|----------|-------------|-------------|-------------|----------|----------|-------------|-------------|-------------|-----------|----------|----------|----------|-------------|-------------|----------|
| 1959-60    | 71         | 2092         | 355         | 913         | .389        | -        | -        | -        | 265         | 357         | .742        | -        | -        | 679         | 83          | 222         | 8         | -        | -        | -        | 975         | 13.7        | -        |
| 1960-61    | 79         | 2593         | 416         | 992         | .419        | -        | -        | -        | 323         | 409         | .790        | -        | -        | 781         | 135         | 280         | 8         | -        | -        | -        | 1155        | 14.6        | -        |
| 1961-62    | 80         | 2754         | 516         | 1108        | .466        | -        | -        | -        | 342         | 448         | .763        | -        | -        | 828         | 179         | 255         | 5         | -        | -        | -        | 1374        | 17.2        | -        |
| 1962-63    | 75         | 2505         | 321         | 761         | .422        | -        | -        | -        | 282         | 393         | .718        | -        | -        | 747         | 187         | 255         | 5         | -        | -        | -        | 924         | 12.3        | -        |
| 1963-64    | 79         | 2746         | 337         | 776         | .434        | -        | -        | -        | 298         | 397         | .751        | -        | -        | 800         | 190         | 268         | 5         | -        | -        | -        | 972         | 12.3        | -        |
| 1964-65    | 77         | 2588         | 381         | 827         | .461        | -        | -        | -        | 321         | 415         | .773        | -        | -        | 725         | 198         | 258         | 3         | -        | -        | -        | 1083        | 14.1        | -        |
| 1965-66    | 76         | 2316         | 410         | 897         | .457        | -        | -        | -        | 350         | 445         | .787        | -        | -        | 660         | 165         | 261         | 9         | -        | -        | -        | 1170        | 15.4        | -        |
| 1966-67    | 45         | 1292         | 211         | 509         | .415        | -        | -        | -        | 156         | 224         | .696        | -        | -        | 351         | 78          | 149         | 6         | -        | -        | -        | 578         | 12.8        | -        |
| <b>TOT</b> | <b>582</b> | <b>18886</b> | <b>2947</b> | <b>6783</b> | <b>.434</b> | <b>-</b> | <b>-</b> | <b>-</b> | <b>2337</b> | <b>3088</b> | <b>.757</b> | <b>-</b> | <b>-</b> | <b>5571</b> | <b>1215</b> | <b>1948</b> | <b>49</b> | <b>-</b> | <b>-</b> | <b>-</b> | <b>8231</b> | <b>14.1</b> | <b>-</b> |

### PLAYOFFS

| G          | Min.      | FG          | FGA        | Pct.       | 3FG         | 3FGA     | PCT      | FT       | FTA        | Pct.       | Off.        | Def.     | Tot.     | Ast.       | PF         | Dq.      | Stl.     | TO       | Blk.     | Prs.     | Avg.        | Hi          |
|------------|-----------|-------------|------------|------------|-------------|----------|----------|----------|------------|------------|-------------|----------|----------|------------|------------|----------|----------|----------|----------|----------|-------------|-------------|
| 1959-60    | 9         | 321         | 56         | 132        | .424        | -        | -        | -        | 27         | 35         | .771        | -        | -        | 70         | 22         | -        | -        | -        | -        | -        | 139         | 15.4        |
| 1960-61    | 12        | 360         | 57         | 144        | .396        | -        | -        | -        | 32         | 48         | .667        | -        | -        | 96         | 24         | -        | -        | -        | -        | -        | 146         | 12.2        |
| 1961-62    | 13        | 461         | 57         | 156        | .365        | -        | -        | -        | 69         | 91         | .758        | -        | -        | 118        | 22         | -        | -        | -        | -        | -        | 183         | 14.1        |
| 1962-63    | 13        | 465         | 65         | 154        | .422        | -        | -        | -        | 57         | 75         | .760        | -        | -        | 127        | 28         | -        | -        | -        | -        | -        | 187         | 14.4        |
| 1963-64    | 5         | 189         | 13         | 33         | .394        | -        | -        | -        | 19         | 22         | .864        | -        | -        | 30         | 11         | -        | -        | -        | -        | -        | 45          | 9.0         |
| 1964-65    | 11        | 395         | 56         | 137        | .409        | -        | -        | -        | 53         | 74         | .716        | -        | -        | 89         | 29         | -        | -        | -        | -        | -        | 165         | 15.0        |
| 1965-66    | 14        | 397         | 57         | 124        | .460        | -        | -        | -        | 53         | 67         | .791        | -        | -        | 99         | 26         | -        | -        | -        | -        | -        | 167         | 11.9        |
| <b>TOT</b> | <b>77</b> | <b>2588</b> | <b>361</b> | <b>880</b> | <b>.410</b> | <b>-</b> | <b>-</b> | <b>-</b> | <b>310</b> | <b>412</b> | <b>.752</b> | <b>-</b> | <b>-</b> | <b>629</b> | <b>162</b> | <b>-</b> | <b>-</b> | <b>-</b> | <b>-</b> | <b>-</b> | <b>1032</b> | <b>13.4</b> |





# ALL-TIME ROSTER WITH STATISTICS

## BUTCH LEE - 6-0, 175 - MARQUETTE

DECEMBER 5, 1956

### REGULAR SEASON

| G       | Min. | FG | FGA | Pct. | 3FG  | 3FGA | PCT | FT | FTA | Pct. | Off. | Def. | Tot. | Ast. | PF | Do. | StL. | TO | Blk. | Pts. | Avg. | HI  |   |
|---------|------|----|-----|------|------|------|-----|----|-----|------|------|------|------|------|----|-----|------|----|------|------|------|-----|---|
| 1979-80 | 11   | 31 | 4   | 13   | .308 | 0    | 0   | -  | 6   | 7    | .857 | 4    | 4    | 8    | 9  | 2   | 0    | 1  | 7    | 0    | 14   | 1.3 | 4 |

### PLAYOFFS

| G       | Min. | FG | FGA | Pct. | 3FG | 3FGA | PCT | FT | FTA | Pct.  | Off. | Def. | Tot. | Ast. | PF | Do. | StL. | TO | Blk. | Pts. | Avg. | HI |
|---------|------|----|-----|------|-----|------|-----|----|-----|-------|------|------|------|------|----|-----|------|----|------|------|------|----|
| 1979-80 | 3    | 6  | 0   | 0    | -   | -    | -   | 2  | 2   | 1.000 | 0    | 1    | 1    | 0    | -  | -   | 0    | 3  | 0    | 2    | 0.7  | -  |

## BOB LEONARD - 6-3, 185 - INDIANA

FEBRUARY 15, 1932

### REGULAR SEASON

| G       | Min. | FG   | FGA  | Pct. | 3FG  | 3FGA | PCT | FT | FTA | Pct. | Off. | Def. | Tot. | Ast. | PF  | Do. | StL. | TO | Blk. | Pts. | Avg. | HI   |   |
|---------|------|------|------|------|------|------|-----|----|-----|------|------|------|------|------|-----|-----|------|----|------|------|------|------|---|
| 1966-67 | 72   | 1943 | 303  | 867  | .349 | -    | -   | -  | 186 | 241  | .772 | -    | -    | 220  | 169 | 140 | 0    | -  | -    | -    | 792  | 11.0 | - |
| 1967-68 | 66   | 2074 | 266  | 794  | .335 | -    | -   | -  | 205 | 268  | .765 | -    | -    | 237  | 218 | 145 | 0    | -  | -    | -    | 737  | 11.2 | - |
| 1968-69 | 58   | 1598 | 206  | 552  | .373 | -    | -   | -  | 120 | 160  | .750 | -    | -    | 178  | 186 | 119 | 0    | -  | -    | -    | 532  | 9.2  | - |
| 1969-70 | 73   | 2074 | 231  | 717  | .322 | -    | -   | -  | 136 | 193  | .705 | -    | -    | 245  | 252 | 171 | 3    | -  | -    | -    | 598  | 8.2  | - |
| 1960-61 | 55   | 600  | 61   | 207  | .295 | -    | -   | -  | 71  | 100  | .710 | -    | -    | 70   | 81  | 70  | 0    | -  | -    | -    | 193  | 3.5  | - |
| TOT     | 324  | 8289 | 1067 | 3137 | .340 | -    | -   | -  | 718 | 962  | .746 | -    | -    | 950  | 906 | 645 | 3    | -  | -    | -    | 2852 | 8.8  | - |

### PLAYOFFS

| G       | Min. | FG  | FGA | Pct. | 3FG  | 3FGA | PCT | FT | FTA | Pct. | Off. | Def. | Tot. | Ast. | PF  | Do. | StL. | TO | Blk. | Pts. | Avg. | HI   |   |
|---------|------|-----|-----|------|------|------|-----|----|-----|------|------|------|------|------|-----|-----|------|----|------|------|------|------|---|
| 1966-67 | 5    | 204 | 42  | 100  | .420 | -    | -   | -  | 23  | 26   | .885 | -    | -    | 30   | 38  | 15  | -    | -  | -    | -    | 107  | 21.4 | - |
| 1968-69 | 13   | 467 | 63  | 173  | .364 | -    | -   | -  | 32  | 40   | .800 | -    | -    | 44   | 70  | 38  | -    | -  | -    | -    | 158  | 12.2 | - |
| 1969-70 | 9    | 207 | 20  | 67   | .299 | -    | -   | -  | 18  | 28   | .643 | -    | -    | 10   | 45  | 17  | -    | -  | -    | -    | 58   | 6.4  | - |
| 1960-61 | 7    | 46  | 5   | 24   | .208 | -    | -   | -  | 1   | 4    | .250 | -    | -    | 6    | 12  | 7   | -    | -  | -    | -    | 11   | 1.6  | - |
| TOT     | 34   | 924 | 130 | 364  | .357 | -    | -   | -  | 74  | 98   | .755 | -    | -    | 90   | 165 | 77  | -    | -  | -    | -    | 334  | 9.8  | - |

## RONNIE LESTER - 6-2, 175 - IOWA

JANUARY 1, 1959

### REGULAR SEASON

| G       | Min. | FG  | FGA | Pct. | 3FG  | 3FGA | PCT | FT   | FTA | Pct. | Off. | Def. | Tot. | Ast. | PF  | Do. | StL. | TO | Blk. | Pts. | Avg. | HI  |    |
|---------|------|-----|-----|------|------|------|-----|------|-----|------|------|------|------|------|-----|-----|------|----|------|------|------|-----|----|
| 1984-85 | 32   | 278 | 34  | 82   | .415 | 0    | 1   | .000 | 21  | 31   | .677 | 4    | 22   | 26   | 80  | 25  | 0    | 15 | 32   | 3    | 89   | 2.8 | 15 |
| 1985-86 | 27   | 222 | 26  | 52   | .500 | 0    | 3   | .000 | 15  | 19   | .789 | 0    | 10   | 10   | 54  | 27  | 0    | 9  | 42   | 3    | 67   | 2.5 | 8  |
| TOT     | 59   | 500 | 60  | 134  | .448 | 0    | 4   | .000 | 36  | 50   | .720 | 4    | 32   | 36   | 134 | 52  | 0    | 24 | 74   | 6    | 156  | 2.6 | -  |

### PLAYOFFS

| G       | Min. | FG | FGA | Pct. | 3FG  | 3FGA | PCT | FT | FTA | Pct. | Off. | Def. | Tot. | Ast. | PF | Do. | StL. | TO | Blk. | Pts. | Avg. | HI |
|---------|------|----|-----|------|------|------|-----|----|-----|------|------|------|------|------|----|-----|------|----|------|------|------|----|
| 1984-85 | 9    | 54 | 6   | 15   | .400 | 0    | 0   | 0  | 7   | 9    | .778 | 2    | 6    | 8    | 9  | -   | 0    | 4  | 0    | 19   | 2.1  | -  |

## JEREMY LIN - 6-3, 200 - HARVARD

AUGUST 23, 1988

### REGULAR SEASON

| G       | Min. | FG   | FGA | Pct. | 3FG  | 3FGA | PCT | FT   | FTA | Pct. | Off. | Def. | Tot. | Ast. | PF  | Do. | StL. | TO | Blk. | Pts. | Avg. | HI   |    |
|---------|------|------|-----|------|------|------|-----|------|-----|------|------|------|------|------|-----|-----|------|----|------|------|------|------|----|
| 2014-15 | 74   | 1907 | 277 | 654  | .424 | 65   | 176 | .369 | 213 | 268  | .795 | 26   | 170  | 196  | 339 | 189 | 1    | 82 | 166  | 32   | 832  | 11.2 | 29 |

## STAN LOVE - 6-9, 215 - OREGON

APRIL 9, 1949

### REGULAR SEASON

| G       | Min. | FG   | FGA | Pct. | 3FG  | 3FGA | PCT | FT | FTA | Pct. | Off. | Def. | Tot. | Ast. | PF | Do. | StL. | TO | Blk. | Pts. | Avg. | HI  |    |
|---------|------|------|-----|------|------|------|-----|----|-----|------|------|------|------|------|----|-----|------|----|------|------|------|-----|----|
| 1973-74 | 51   | 698  | 119 | 278  | .428 | -    | -   | -  | 49  | 64   | .765 | 54   | 116  | 170  | 48 | 132 | 3    | 28 | -    | 20   | 287  | 5.6 | 21 |
| 1974-75 | 30   | 431  | 85  | 194  | .438 | -    | -   | -  | 47  | 66   | .712 | 31   | 66   | 97   | 26 | 69  | 1    | 16 | -    | 13   | 217  | 7.2 | 18 |
| TOT     | 81   | 1129 | 204 | 472  | .432 | -    | -   | -  | 96  | 130  | .738 | 85   | 182  | 267  | 74 | 201 | 4    | 44 | -    | 33   | 504  | 6.2 | -  |

### PLAYOFFS

| G       | Min. | FG | FGA | Pct. | 3FG  | 3FGA | PCT | FT | FTA | Pct. | Off. | Def. | Tot. | Ast. | PF | Do. | StL. | TO | Blk. | Pts. | Avg. | HI  |   |
|---------|------|----|-----|------|------|------|-----|----|-----|------|------|------|------|------|----|-----|------|----|------|------|------|-----|---|
| 1973-74 | 2    | 9  | 2   | 3    | .667 | -    | -   | -  | 2   | 3    | .667 | -    | -    | 3    | 1  | -   | -    | -  | -    | -    | 6    | 3.0 | - |

## CLYDE LOVELLETTE - 6-9, 235 - KANSAS

SEPTEMBER 7, 1929

### REGULAR SEASON

| G       | Min. | FG   | FGA  | Pct. | 3FG  | 3FGA | PCT | FT | FTA  | Pct. | Off. | Def. | Tot. | Ast. | PF  | Do. | StL. | TO | Blk. | Pts. | Avg. | HI   |   |
|---------|------|------|------|------|------|------|-----|----|------|------|------|------|------|------|-----|-----|------|----|------|------|------|------|---|
| 1953-54 | 72   | 1255 | 237  | 560  | .423 | -    | -   | -  | 114  | 164  | .695 | -    | -    | 419  | 51  | 210 | 2    | -  | -    | -    | 588  | 8.2  | - |
| 1954-55 | 70   | 2361 | 519  | 1192 | .435 | -    | -   | -  | 273  | 398  | .686 | -    | -    | 802  | 100 | 262 | 6    | -  | -    | -    | 1311 | 18.7 | - |
| 1955-56 | 71   | 2518 | 594  | 1370 | .434 | -    | -   | -  | 338  | 469  | .721 | -    | -    | 992  | 164 | 245 | 6    | -  | -    | -    | 1526 | 21.5 | - |
| 1956-57 | 69   | 2492 | 574  | 1348 | .426 | -    | -   | -  | 286  | 399  | .717 | -    | -    | 932  | 139 | 251 | 4    | -  | -    | -    | 1434 | 20.8 | - |
| TOT     | 282  | 8626 | 1924 | 4470 | .430 | -    | -   | -  | 1011 | 1430 | .707 | -    | -    | 3145 | 454 | 968 | 17   | -  | -    | -    | 4859 | 17.2 | - |

### PLAYOFFS

| G       | Min. | FG  | FGA | Pct. | 3FG  | 3FGA | PCT | FT | FTA | Pct. | Off. | Def. | Tot. | Ast. | PF | Do. | StL. | TO | Blk. | Pts. | Avg. | HI   |   |
|---------|------|-----|-----|------|------|------|-----|----|-----|------|------|------|------|------|----|-----|------|----|------|------|------|------|---|
| 1953-54 | 13   | 265 | 54  | 120  | .450 | -    | -   | -  | 28  | 58   | .483 | -    | -    | 126  | 7  | -   | -    | -  | -    | -    | 136  | 10.5 | - |
| 1954-55 | 7    | 197 | 44  | 98   | .449 | -    | -   | -  | 29  | 40   | .725 | -    | -    | 64   | 3  | -   | -    | -  | -    | -    | 117  | 16.7 | - |
| 1955-56 | 3    | 69  | 19  | 39   | .487 | -    | -   | -  | 19  | 32   | .594 | -    | -    | 25   | 6  | -   | -    | -  | -    | -    | 57   | 19.0 | - |
| 1956-57 | 5    | 181 | 51  | 118  | .432 | -    | -   | -  | 19  | 26   | .731 | -    | -    | 47   | 11 | -   | -    | -  | -    | -    | 121  | 24.2 | - |
| TOT     | 28   | 712 | 168 | 375  | .448 | -    | -   | -  | 95  | 156  | .609 | -    | -    | 262  | 27 | -   | -    | -  | -    | -    | 431  | 15.4 | - |



# ALL-TIME ROSTER WITH STATISTICS



## MAURICE LUCAS - 6-9, 215 - MARQUETTE

FEBRUARY 18, 1952

### REGULAR SEASON

| G       | Min. | FG   | FGA | Pct. | 3FG  | 3FGA | PCT | FT   | FTA | Pct. | Off. | Def. | Tot. | Ast. | PF | Dq. | Stl. | TO | Blk. | Pts. | Avg. | Hi   |    |
|---------|------|------|-----|------|------|------|-----|------|-----|------|------|------|------|------|----|-----|------|----|------|------|------|------|----|
| 1985-86 | 77   | 1750 | 302 | 653  | .462 | 1    | 2   | .500 | 180 | 230  | .783 | 164  | 402  | 566  | 84 | 253 | 1    | 45 | 121  | 24   | 785  | 10.2 | 23 |

### PLAYOFFS

| G       | Min. | FG  | FGA | Pct. | 3FG  | 3FGA | PCT | FT | FTA | Pct. | Off. | Def. | Tot. | Ast. | PF | Dq. | Stl. | TO | Blk. | Pts. | Avg. | Hi |
|---------|------|-----|-----|------|------|------|-----|----|-----|------|------|------|------|------|----|-----|------|----|------|------|------|----|
| 1985-86 | 14   | 319 | 59  | 112  | .527 | 0    | 0   | -  | 14  | 19   | .737 | 29   | 62   | 91   | 10 | -   | 6    | 13 | 5    | 132  | 9.4  | -  |

## TYRONN LUE - 6-0, 175 - NEBRASKA

MAY 3, 1977

### REGULAR SEASON

| G       | Min. | FG  | FGA | Pct. | 3FG  | 3FGA | PCT | FT   | FTA | Pct. | Off. | Def. | Tot. | Ast. | PF | Dq. | Stl. | TO | Blk. | Pts. | Avg. | Hi  |    |
|---------|------|-----|-----|------|------|------|-----|------|-----|------|------|------|------|------|----|-----|------|----|------|------|------|-----|----|
| 1998-99 | 15   | 188 | 28  | 65   | .431 | 7    | 16  | .438 | 12  | 21   | .571 | 2    | 4    | 6    | 25 | 28  | 0    | 5  | 11   | 0    | 75   | 5.0 | 15 |
| 1999-00 | 8    | 146 | 19  | 39   | .487 | 4    | 8   | .500 | 6   | 8    | .750 | 2    | 10   | 12   | 17 | 0   | 3    | 9  | 0    | 48   | 6.0  | 13  |    |
| 2000-01 | 38   | 468 | 50  | 117  | .427 | 11   | 34  | .324 | 19  | 24   | .792 | 5    | 27   | 32   | 45 | 54  | 1    | 19 | 27   | 0    | 130  | 3.4 | 10 |
| TOT     | 61   | 802 | 97  | 221  | .439 | 22   | 58  | .379 | 37  | 53   | .698 | 9    | 41   | 50   | 87 | 99  | 1    | 27 | 47   | 0    | 253  | 4.1 | -  |

### PLAYOFFS

| G       | Min. | FG  | FGA | Pct. | 3FG  | 3FGA | PCT | FT   | FTA | Pct. | Off. | Def. | Tot. | Ast. | PF | Dq. | Stl. | TO | Blk. | Pts. | Avg. | Hi  |   |
|---------|------|-----|-----|------|------|------|-----|------|-----|------|------|------|------|------|----|-----|------|----|------|------|------|-----|---|
| 1998-99 | 3    | 33  | 7   | 17   | .412 | 0    | 2   | .000 | 0   | 0    | -    | 0    | 2    | 2    | 6  | -   | -    | 2  | 4    | 0    | 14   | 4.7 | - |
| 2000-01 | 15   | 131 | 10  | 29   | .345 | 5    | 13  | .385 | 4   | 5    | .800 | 1    | 9    | 10   | 10 | -   | 12   | 8  | 1    | 29   | 1.9  | -   |   |
| TOT     | 18   | 164 | 17  | 46   | .370 | 5    | 15  | .333 | 4   | 5    | .800 | 1    | 11   | 12   | 16 | -   | 14   | 12 | 1    | 43   | 2.4  | -   |   |

## GEORGE LYNCH - 6-8, 220 - NORTH CAROLINA

SEPTEMBER 3, 1970

### REGULAR SEASON

| G       | Min. | FG   | FGA | Pct. | 3FG  | 3FGA | PCT | FT   | FTA | Pct. | Off. | Def. | Tot. | Ast. | PF  | Dq. | Stl. | TO  | Blk. | Pts. | Avg. | Hi  |    |
|---------|------|------|-----|------|------|------|-----|------|-----|------|------|------|------|------|-----|-----|------|-----|------|------|------|-----|----|
| 1993-94 | 71   | 1762 | 291 | 573  | .508 | 0    | 5   | .000 | 99  | 166  | .596 | 220  | 190  | 410  | 96  | 177 | 1    | 102 | 87   | 27   | 681  | 9.6 | 30 |
| 1994-95 | 56   | 953  | 138 | 295  | .468 | 3    | 21  | .143 | 62  | 86   | .721 | 75   | 109  | 184  | 62  | 86  | 0    | 51  | 73   | 10   | 341  | 6.1 | 21 |
| 1995-96 | 76   | 1012 | 117 | 272  | .430 | 4    | 13  | .308 | 53  | 80   | .663 | 82   | 127  | 209  | 51  | 106 | 0    | 47  | 40   | 10   | 291  | 3.8 | 14 |
| TOT     | 203  | 3727 | 546 | 1140 | .479 | 7    | 39  | .179 | 214 | 332  | .645 | 377  | 426  | 803  | 209 | 369 | 1    | 200 | 200  | 47   | 1313 | 6.5 | -  |

### PLAYOFFS

| G       | Min. | FG  | FGA | Pct. | 3FG  | 3FGA | PCT | FT   | FTA | Pct. | Off. | Def. | Tot. | Ast. | PF | Dq. | Stl. | TO | Blk. | Pts. | Avg. | Hi |
|---------|------|-----|-----|------|------|------|-----|------|-----|------|------|------|------|------|----|-----|------|----|------|------|------|----|
| 1994-95 | 10   | 136 | 15  | 32   | .469 | 1    | 5   | .200 | 13  | 20   | .650 | 13   | 17   | 30   | 7  | -   | 8    | 9  | 0    | 44   | 4.4  | -  |
| 1995-96 | 2    | 15  | 2   | 4    | .500 | 0    | 1   | .000 | 0   | 0    | -    | 0    | 3    | 3    | 1  | -   | 0    | 2  | 0    | 4    | 2.0  | -  |
| TOT     | 12   | 151 | 17  | 36   | .472 | 1    | 6   | .167 | 13  | 20   | .650 | 13   | 20   | 33   | 8  | -   | 8    | 11 | 0    | 48   | 4.0  | -  |

## MIKE LYNN - 6-7, 215 - UCLA

NOVEMBER 25, 1945

### REGULAR SEASON

| G       | Min. | FG  | FGA | Pct. | 3FG  | 3FGA | PCT | FT | FTA | Pct. | Off. | Def. | Tot. | Ast. | PF | Dq. | Stl. | TO | Blk. | Pts. | Avg. | Hi  |   |
|---------|------|-----|-----|------|------|------|-----|----|-----|------|------|------|------|------|----|-----|------|----|------|------|------|-----|---|
| 1969-70 | 44   | 403 | 44  | 133  | .331 | -    | -   | -  | 31  | 48   | .646 | -    | -    | 64   | 30 | 87  | 4    | -  | -    | -    | 119  | 2.7 | - |

### PLAYOFFS

| G       | Min. | FG | FGA | Pct. | 3FG  | 3FGA | PCT | FT | FTA | Pct. | Off. | Def. | Tot. | Ast. | PF | Dq. | Stl. | TO | Blk. | Pts. | Avg. | Hi |
|---------|------|----|-----|------|------|------|-----|----|-----|------|------|------|------|------|----|-----|------|----|------|------|------|----|
| 1969-70 | 3    | 6  | 2   | 3    | .667 | -    | -   | -  | 0   | 0    | -    | -    | 2    | 1    | -  | -   | -    | -  | -    | 4    | 1.3  | -  |

## OLIVER MACK - 6-3, 195 - EAST CAROLINA

JUNE 6, 1957

### REGULAR SEASON

| G       | Min. | FG  | FGA | Pct. | 3FG  | 3FGA | PCT | FT   | FTA | Pct. | Off. | Def. | Tot. | Ast. | PF | Dq. | Stl. | TO | Blk. | Pts. | Avg. | Hi  |    |
|---------|------|-----|-----|------|------|------|-----|------|-----|------|------|------|------|------|----|-----|------|----|------|------|------|-----|----|
| 1979-80 | 27   | 155 | 21  | 50   | .420 | 0    | 1   | .000 | 9   | 18   | .500 | 7    | 15   | 22   | 20 | 16  | 0    | 4  | 9    | 0    | 51   | 1.9 | 10 |

## MARK MADSEN - 6-9, 245 - STANFORD

JANUARY 28, 1976

### REGULAR SEASON

| G       | Min. | FG   | FGA | Pct. | 3FG  | 3FGA | PCT | FT    | FTA | Pct. | Off. | Def. | Tot. | Ast. | PF  | Dq. | Stl. | TO | Blk. | Pts. | Avg. | Hi  |    |
|---------|------|------|-----|------|------|------|-----|-------|-----|------|------|------|------|------|-----|-----|------|----|------|------|------|-----|----|
| 2000-01 | 70   | 641  | 55  | 113  | .487 | 1    | 1   | 1.000 | 26  | 37   | .703 | 74   | 78   | 152  | 24  | 111 | 2    | 8  | 27   | 8    | 137  | 2.0 | 15 |
| 2001-02 | 59   | 650  | 66  | 146  | .452 | 0    | 2   | .000  | 35  | 54   | .648 | 89   | 73   | 162  | 44  | 104 | 0    | 16 | 22   | 13   | 167  | 2.8 | 10 |
| 2002-03 | 54   | 781  | 69  | 163  | .423 | 0    | 0   | .000  | 36  | 61   | .590 | 86   | 73   | 159  | 38  | 116 | 0    | 15 | 27   | 19   | 174  | 3.2 | 12 |
| TOT     | 183  | 2072 | 190 | 422  | .450 | 1    | 3   | .333  | 97  | 152  | .638 | 249  | 224  | 473  | 106 | 331 | 2    | 39 | 76   | 40   | 478  | 2.6 | -  |

### PLAYOFFS

| G       | Min. | FG  | FGA | Pct. | 3FG  | 3FGA | PCT | FT   | FTA | Pct. | Off. | Def. | Tot. | Ast. | PF | Dq. | Stl. | TO | Blk. | Pts. | Avg. | Hi |
|---------|------|-----|-----|------|------|------|-----|------|-----|------|------|------|------|------|----|-----|------|----|------|------|------|----|
| 2000-01 | 13   | 48  | 1   | 13   | .077 | 0    | 0   | -    | 3   | 5    | .600 | 6    | 4    | 10   | 4  | -   | 0    | 2  | 2    | 5    | 0.4  | -  |
| 2001-02 | 7    | 10  | 0   | 1    | .000 | 0    | 1   | .000 | 0   | 0    | -    | 0    | 2    | 2    | 0  | -   | 0    | 1  | 0    | 0    | 0.0  | -  |
| 2002-03 | 12   | 169 | 13  | 31   | .419 | 0    | 1   | .000 | 7   | 16   | .438 | 14   | 14   | 28   | 12 | -   | 3    | 8  | 2    | 33   | 2.8  | -  |
| TOT     | 32   | 227 | 14  | 45   | .311 | 0    | 2   | .000 | 10  | 21   | .476 | 20   | 20   | 40   | 16 | -   | 3    | 11 | 4    | 38   | 1.2  | -  |





# ALL-TIME ROSTER WITH STATISTICS

## KARL MALONE - 6-9, 259 - LOUISIANA TECH

JULY 24, 1963

### REGULAR SEASON

| G       | Min. | FG   | FGA | Pct. | 3FG  | 3FGA | PCT | FT   | FTA | Pct. | Off. | Def. | Tot. | Ast. | PF  | Do. | StL. | TO | Blk. | Pts. | Avg. | HI   |    |
|---------|------|------|-----|------|------|------|-----|------|-----|------|------|------|------|------|-----|-----|------|----|------|------|------|------|----|
| 2003-04 | 42   | 1373 | 193 | 400  | .483 | 0    | 1   | .000 | 168 | 225  | .747 | 61   | 306  | 367  | 163 | 116 | 1    | 50 | 103  | 20   | 554  | 13.2 | 20 |

### PLAYOFFS

| G       | Min. | FG  | FGA | Pct. | 3FG  | 3FGA | PCT | FT   | FTA | Pct. | Off. | Def. | Tot. | Ast. | PF | Do. | StL. | TO | Blk. | Pts. | Avg. | HI   |   |
|---------|------|-----|-----|------|------|------|-----|------|-----|------|------|------|------|------|----|-----|------|----|------|------|------|------|---|
| 2003-04 | 21   | 798 | 98  | 218  | .450 | 0    | 1   | .000 | 46  | 73   | .630 | 37   | 148  | 185  | 72 | -   | -    | 24 | 47   | 2    | 242  | 11.5 | - |

## NICK MANTIS - 6-3, 190 - NORTHWESTERN

DECEMBER 7, 1935

### REGULAR SEASON

| G       | Min. | FG | FGA | Pct. | 3FG  | 3FGA | PCT | FT | FTA | Pct. | Off. | Def. | Tot. | Ast. | PF | Do. | StL. | TO | Blk. | Pts. | Avg. | HI |
|---------|------|----|-----|------|------|------|-----|----|-----|------|------|------|------|------|----|-----|------|----|------|------|------|----|
| 1959-60 | 10   | 71 | 10  | 39   | .256 | -    | -   | 1  | 2   | .500 | -    | -    | 6    | 9    | 8  | 0   | -    | -  | -    | 21   | 2.1  | -  |

## KENDALL MARSHALL - 6-4, 195 - NORTH CAROLINA

AUGUST 19, 1991

### REGULAR SEASON

| G       | Min. | FG   | FGA | Pct. | 3FG  | 3FGA | PCT | FT   | FTA | Pct. | Off. | Def. | Tot. | Ast. | PF  | Do. | StL. | TO | Blk. | Pts. | Avg. | HI  |    |
|---------|------|------|-----|------|------|------|-----|------|-----|------|------|------|------|------|-----|-----|------|----|------|------|------|-----|----|
| 2013-14 | 54   | 1564 | 170 | 419  | .406 | 71   | 178 | .399 | 19  | 36   | .528 | 15   | 140  | 155  | 477 | 76  | 0    | 48 | 150  | 4    | 430  | 8.0 | 20 |

## SLATER "DUGIE" MARTIN - 5-10, 170 - TEXAS

OCTOBER 22, 1925

### REGULAR SEASON

| G       | Min. | FG    | FGA  | Pct. | 3FG  | 3FGA | PCT | FT | FTA  | Pct. | Off. | Def. | Tot. | Ast. | PF   | Do.  | StL. | TO | Blk. | Pts. | Avg. | HI   |   |
|---------|------|-------|------|------|------|------|-----|----|------|------|------|------|------|------|------|------|------|----|------|------|------|------|---|
| 1949-50 | 67   | -     | 106  | 302  | .351 | -    | -   | -  | 59   | 93   | .634 | -    | -    | -    | 148  | 162  | -    | -  | -    | -    | 271  | 4.0  | - |
| 1950-51 | 68   | -     | 227  | 627  | .362 | -    | -   | -  | 121  | 177  | .684 | -    | -    | 246  | 235  | 199  | 3    | -  | -    | -    | 575  | 8.5  | - |
| 1951-52 | 66   | 2480  | 237  | 632  | .375 | -    | -   | -  | 142  | 190  | .747 | -    | -    | 228  | 249  | 226  | 9    | -  | -    | -    | 616  | 9.3  | - |
| 1952-53 | 70   | 2556  | 260  | 634  | .410 | -    | -   | -  | 224  | 287  | .780 | -    | -    | 186  | 250  | 246  | 4    | -  | -    | -    | 744  | 10.6 | - |
| 1953-54 | 69   | 2472  | 254  | 654  | .388 | -    | -   | -  | 176  | 243  | .724 | -    | -    | 166  | 253  | 198  | 3    | -  | -    | -    | 684  | 9.9  | - |
| 1954-55 | 72   | 2784  | 350  | 919  | .381 | -    | -   | -  | 276  | 359  | .769 | -    | -    | 260  | 427  | 221  | 7    | -  | -    | -    | 976  | 13.6 | - |
| 1955-56 | 72   | 2838  | 309  | 863  | .358 | -    | -   | -  | 329  | 395  | .833 | -    | -    | 260  | 445  | 202  | 2    | -  | -    | -    | 947  | 13.2 | - |
| TOT     | 484  | 13130 | 1743 | 4631 | .376 | -    | -   | -  | 1327 | 1744 | .761 | -    | -    | 1346 | 2007 | 1454 | 28   | -  | -    | -    | 4813 | 9.9  | - |

### PLAYOFFS

| G       | Min. | FG   | FGA | Pct. | 3FG  | 3FGA | PCT | FT | FTA | Pct. | Off. | Def. | Tot. | Ast. | PF  | Do. | StL. | TO | Blk. | Pts. | Avg. | HI   |   |
|---------|------|------|-----|------|------|------|-----|----|-----|------|------|------|------|------|-----|-----|------|----|------|------|------|------|---|
| 1949-50 | 12   | 21   | 50  | .420 | -    | -    | -   | 14 | 24  | .583 | -    | -    | -    | 25   | 35  | -   | -    | -  | -    | -    | 56   | 4.7  | - |
| 1950-51 | 7    | -    | 18  | 51   | .353 | -    | -   | -  | 14  | 27   | .519 | -    | -    | 42   | 25  | 20  | -    | -  | -    | -    | 50   | 7.1  | - |
| 1951-52 | 13   | 523  | 38  | 110  | .345 | -    | -   | -  | 41  | 56   | .732 | -    | -    | 37   | 56  | 64  | -    | -  | -    | -    | 117  | 9.0  | - |
| 1952-53 | 12   | 453  | 41  | 103  | .398 | -    | -   | -  | 39  | 51   | .765 | -    | -    | 31   | 43  | 49  | -    | -  | -    | -    | 121  | 10.1 | - |
| 1953-54 | 13   | 533  | 37  | 112  | .330 | -    | -   | -  | 52  | 70   | .743 | -    | -    | 29   | 60  | 52  | -    | -  | -    | -    | 126  | 9.7  | - |
| 1954-55 | 7    | 315  | 28  | 94   | .298 | -    | -   | -  | 40  | 49   | .816 | -    | -    | 28   | 31  | 23  | -    | -  | -    | -    | 96   | 13.7 | - |
| 1955-56 | 3    | 121  | 17  | 37   | .459 | -    | -   | -  | 20  | 24   | .833 | -    | -    | 7    | 15  | 9   | -    | -  | -    | -    | 54   | 18.0 | - |
| TOT     | 67   | 1945 | 200 | 557  | .359 | -    | -   | -  | 220 | 301  | .731 | -    | -    | 174  | 255 | 252 | -    | -  | -    | -    | 620  | 9.3  | - |

## WES MATTHEWS - 6-1, 170 - WISCONSIN

AUGUST 24, 1959

### REGULAR SEASON

| G       | Min. | FG   | FGA | Pct. | 3FG  | 3FGA | PCT | FT   | FTA | Pct. | Off. | Def. | Tot. | Ast. | PF  | Do. | StL. | TO | Blk. | Pts. | Avg. | HI  |    |
|---------|------|------|-----|------|------|------|-----|------|-----|------|------|------|------|------|-----|-----|------|----|------|------|------|-----|----|
| 1986-87 | 50   | 532  | 89  | 187  | .476 | 1    | 3   | .333 | 29  | 36   | .806 | 13   | 34   | 47   | 100 | 53  | 0    | 23 | 51   | 4    | 208  | 4.2 | 16 |
| 1987-88 | 51   | 706  | 114 | 248  | .460 | 7    | 30  | .233 | 54  | 65   | .831 | 16   | 50   | 66   | 138 | 65  | 0    | 25 | 69   | 3    | 289  | 5.7 | 18 |
| TOT     | 101  | 1238 | 203 | 435  | .467 | 8    | 33  | .242 | 83  | 101  | .822 | 29   | 84   | 113  | 238 | 118 | 0    | 48 | 120  | 7    | 497  | 4.9 | -  |

### PLAYOFFS

| G       | Min. | FG | FGA | Pct. | 3FG  | 3FGA | PCT | FT   | FTA | Pct. | Off. | Def. | Tot. | Ast. | PF | Do. | StL. | TO | Blk. | Pts. | Avg. | HI |
|---------|------|----|-----|------|------|------|-----|------|-----|------|------|------|------|------|----|-----|------|----|------|------|------|----|
| 1986-87 | 12   | 61 | 11  | 23   | .478 | 0    | 1   | .000 | 6   | 7    | .857 | 0    | 4    | 4    | 9  | -   | 1    | 13 | 0    | 28   | 2.3  | -  |
| 1987-88 | 10   | 27 | 2   | 5    | .400 | 0    | 1   | .000 | 8   | 10   | .800 | 0    | 1    | 1    | 2  | -   | 1    | 3  | 0    | 12   | 1.2  | -  |
| TOT     | 22   | 88 | 13  | 28   | .464 | 0    | 2   | .000 | 14  | 17   | .824 | 0    | 5    | 5    | 11 | -   | 2    | 16 | 0    | 40   | 1.8  | -  |

## DJ MBENGA - 7-0, 255 - DEMOCRATIC REPUBLIC OF THE CONGO

DECEMBER 30, 1980

### REGULAR SEASON

| G       | Min. | FG  | FGA | Pct. | 3FG  | 3FGA | PCT | FT   | FTA | Pct. | Off. | Def. | Tot. | Ast. | PF | Do. | StL. | TO | Blk. | Pts. | Avg. | HI  |    |
|---------|------|-----|-----|------|------|------|-----|------|-----|------|------|------|------|------|----|-----|------|----|------|------|------|-----|----|
| 2007-08 | 26   | 196 | 30  | 61   | .492 | 0    | 0   | -    | 4   | 10   | .400 | 15   | 26   | 41   | 6  | 38  | 1    | 4  | 8    | 16   | 64   | 2.5 | 8  |
| 2008-09 | 23   | 181 | 27  | 57   | .474 | 0    | 1   | .000 | 7   | 8    | .875 | 9    | 2    | 31   | 9  | 33  | 0    | 10 | 13   | 24   | 61   | 2.7 | 10 |
| 2009-10 | 49   | 355 | 48  | 103  | .466 | 0    | 0   | -    | 9   | 19   | .474 | 32   | 55   | 87   | 8  | 54  | 0    | 5  | 15   | 29   | 105  | 2.1 | 11 |
| TOT     | 98   | 732 | 105 | 221  | .475 | 0    | 1   | .000 | 20  | 37   | .541 | 56   | 83   | 159  | 23 | 125 | 1    | 19 | 36   | 69   | 230  | 2.3 | -  |

### PLAYOFFS

| G       | Min. | FG | FGA | Pct. | 3FG  | 3FGA | PCT | FT | FTA | Pct. | Off.  | Def. | Tot. | Ast. | PF | Do. | StL. | TO | Blk. | Pts. | Avg. | HI |
|---------|------|----|-----|------|------|------|-----|----|-----|------|-------|------|------|------|----|-----|------|----|------|------|------|----|
| 2007-08 | 7    | 30 | 5   | 8    | .625 | 0    | 0   | -  | 0   | 0    | -     | 3    | 6    | 9    | 0  | -   | 2    | 1  | 1    | 10   | 1.4  | -  |
| 2008-09 | 7    | 16 | 1   | 6    | .167 | 0    | 0   | -  | 0   | 0    | -     | 0    | 3    | 3    | 0  | -   | 0    | 2  | 2    | 2    | 0.3  | -  |
| 2009-10 | 3    | 12 | 2   | 6    | .333 | 0    | 0   | -  | 1   | 1    | 1.000 | 0    | 5    | 5    | 1  | -   | 0    | 0  | 0    | 5    | 1.7  | -  |
| TOT     | 17   | 58 | 8   | 20   | .400 | 0    | 0   | -  | 1   | 1    | 1.000 | 3    | 14   | 17   | 1  | -   | 2    | 3  | 3    | 17   | 1.0  | -  |



# ALL-TIME ROSTER WITH STATISTICS



## BOB MCADOO - 6-9, 210 - NORTH CAROLINA

SEPTEMBER 15, 1951

### REGULAR SEASON

|            | G          | Min.        | FG          | FGA         | Pct.        | 3FG      | 3FGA      | PCT         | FT         | FTA        | Pct.        | Off.       | Def.       | Tot.       | Ast.       | PF         | Dq.      | StL.       | TO         | Blk.       | Pts.        | Avg.        | HI       |
|------------|------------|-------------|-------------|-------------|-------------|----------|-----------|-------------|------------|------------|-------------|------------|------------|------------|------------|------------|----------|------------|------------|------------|-------------|-------------|----------|
| 1981-82    | 41         | 746         | 151         | 330         | .458        | 0        | 5         | .000        | 90         | 126        | .714        | 45         | 114        | 159        | 32         | 109        | 1        | 22         | 51         | 36         | 392         | 9.6         | 30       |
| 1982-83    | 47         | 1019        | 292         | 562         | .520        | 0        | 1         | .000        | 119        | 163        | .730        | 76         | 171        | 247        | 39         | 153        | 2        | 40         | 68         | 40         | 703         | 15.0        | 32       |
| 1983-84    | 70         | 1456        | 352         | 748         | .471        | 0        | 5         | .000        | 212        | 264        | .803        | 82         | 207        | 289        | 74         | 182        | 0        | 42         | 127        | 50         | 916         | 13.1        | 26       |
| 1984-85    | 66         | 1254        | 284         | 546         | .520        | 0        | 1         | .000        | 122        | 162        | .753        | 79         | 216        | 295        | 67         | 170        | 0        | 18         | 95         | 53         | 690         | 10.5        | 22       |
| <b>TOT</b> | <b>224</b> | <b>4475</b> | <b>1079</b> | <b>2186</b> | <b>.494</b> | <b>0</b> | <b>12</b> | <b>.000</b> | <b>543</b> | <b>715</b> | <b>.759</b> | <b>282</b> | <b>708</b> | <b>990</b> | <b>212</b> | <b>614</b> | <b>3</b> | <b>122</b> | <b>341</b> | <b>179</b> | <b>2701</b> | <b>12.1</b> | <b>-</b> |

### PLAYOFFS

|            | G         | Min.        | FG         | FGA        | Pct.        | 3FG      | 3FGA     | PCT         | FT         | FTA        | Pct.        | Off.      | Def.       | Tot.       | Ast.      | PF       | Dq.      | StL.      | TO         | Blk.      | Pts.       | Avg.        | HI       |
|------------|-----------|-------------|------------|------------|-------------|----------|----------|-------------|------------|------------|-------------|-----------|------------|------------|-----------|----------|----------|-----------|------------|-----------|------------|-------------|----------|
| 1981-82    | 14        | 388         | 101        | 179        | .564        | 0        | 0        | -           | 32         | 47         | .681        | 21        | 74         | 95         | 22        | -        | -        | 10        | 35         | 21        | 234        | 16.7        | -        |
| 1982-83    | 8         | 166         | 37         | 84         | .440        | 2        | 6        | .333        | 11         | 14         | .786        | 15        | 31         | 46         | 5         | -        | -        | 11        | 10         | 10        | 87         | 10.9        | -        |
| 1983-84    | 20        | 447         | 111        | 215        | .516        | 0        | 1        | .000        | 57         | 81         | .704        | 30        | 78         | 108        | 12        | -        | -        | 12        | 39         | 27        | 279        | 14.0        | -        |
| 1984-85    | 19        | 398         | 91         | 193        | .472        | 0        | 1        | .000        | 35         | 47         | .745        | 25        | 61         | 86         | 15        | -        | -        | 9         | 32         | 26        | 217        | 11.4        | -        |
| <b>TOT</b> | <b>61</b> | <b>1399</b> | <b>340</b> | <b>671</b> | <b>.507</b> | <b>2</b> | <b>8</b> | <b>.250</b> | <b>135</b> | <b>189</b> | <b>.714</b> | <b>91</b> | <b>244</b> | <b>335</b> | <b>54</b> | <b>-</b> | <b>-</b> | <b>42</b> | <b>116</b> | <b>84</b> | <b>817</b> | <b>13.4</b> | <b>-</b> |

## MEL MCCANTS - 6-8, 240 - PURDUE

AUGUST 19, 1967

### REGULAR SEASON

|         | G  | Min. | FG | FGA | Pct. | 3FG | 3FGA | PCT | FT | FTA | Pct. | Off. | Def. | Tot. | Ast. | PF | Dq. | StL. | TO | Blk. | Pts. | Avg. | HI |
|---------|----|------|----|-----|------|-----|------|-----|----|-----|------|------|------|------|------|----|-----|------|----|------|------|------|----|
| 1989-90 | 13 | 65   | 8  | 26  | .308 | 0   | 0    | -   | 6  | 8   | .750 | 1    | 5    | 6    | 2    | 11 | 0   | 3    | 1  | 1    | 22   | 1.7  | 4  |

### PLAYOFFS

|         | G | Min. | FG | FGA | Pct. | 3FG | 3FGA | PCT | FT | FTA | Pct. | Off. | Def. | Tot. | Ast. | PF | Dq. | StL. | TO | Blk. | Pts. | Avg. | HI |
|---------|---|------|----|-----|------|-----|------|-----|----|-----|------|------|------|------|------|----|-----|------|----|------|------|------|----|
| 1989-90 | 2 | 5    | 0  | 0   | -    | 0   | 0    | -   | 0  | 0   | -    | 0    | 0    | 0    | 0    | -  | -   | 0    | 0  | 0    | 0    | 0.0  | -  |

## WILLIE MCCARTER - 6-3, 175 - DRAKE

JULY 26, 1946

### REGULAR SEASON

|            | G          | Min.        | FG         | FGA        | Pct.        | 3FG      | 3FGA     | PCT      | FT        | FTA        | Pct.        | Off.     | Def.     | Tot.       | Ast.       | PF         | Dq.      | StL.     | TO       | Blk.     | Pts.       | Avg.       | HI       |
|------------|------------|-------------|------------|------------|-------------|----------|----------|----------|-----------|------------|-------------|----------|----------|------------|------------|------------|----------|----------|----------|----------|------------|------------|----------|
| 1969-70    | 40         | 861         | 132        | 349        | .378        | -        | -        | -        | 43        | 60         | .717        | -        | -        | 83         | 93         | 71         | 0        | -        | -        | -        | 307        | 7.7        | -        |
| 1970-71    | 76         | 1369        | 247        | 592        | .417        | -        | -        | -        | 46        | 77         | .597        | -        | -        | 122        | 126        | 152        | 0        | -        | -        | -        | 540        | 7.1        | -        |
| <b>TOT</b> | <b>116</b> | <b>2230</b> | <b>379</b> | <b>941</b> | <b>.403</b> | <b>-</b> | <b>-</b> | <b>-</b> | <b>89</b> | <b>137</b> | <b>.650</b> | <b>-</b> | <b>-</b> | <b>205</b> | <b>219</b> | <b>223</b> | <b>0</b> | <b>-</b> | <b>-</b> | <b>-</b> | <b>847</b> | <b>7.3</b> | <b>-</b> |

### PLAYOFFS

|            | G         | Min.       | FG        | FGA       | Pct.        | 3FG      | 3FGA     | PCT      | FT       | FTA      | Pct.        | Off.     | Def.     | Tot.      | Ast.      | PF       | Dq.      | StL.     | TO       | Blk.     | Pts.      | Avg.       | HI       |
|------------|-----------|------------|-----------|-----------|-------------|----------|----------|----------|----------|----------|-------------|----------|----------|-----------|-----------|----------|----------|----------|----------|----------|-----------|------------|----------|
| 1969-70    | 5         | 14         | 3         | 7         | .429        | -        | -        | -        | 1        | 1        | 1.000       | -        | -        | 3         | 3         | -        | -        | -        | -        | -        | 7         | 1.4        | -        |
| 1970-71    | 12        | 232        | 27        | 76        | .355        | -        | -        | -        | 1        | 6        | .167        | -        | -        | 26        | 17        | -        | -        | -        | -        | -        | 55        | 4.6        | -        |
| <b>TOT</b> | <b>17</b> | <b>246</b> | <b>30</b> | <b>83</b> | <b>.361</b> | <b>-</b> | <b>-</b> | <b>-</b> | <b>2</b> | <b>7</b> | <b>.286</b> | <b>-</b> | <b>-</b> | <b>29</b> | <b>20</b> | <b>-</b> | <b>-</b> | <b>-</b> | <b>-</b> | <b>-</b> | <b>62</b> | <b>3.6</b> | <b>-</b> |

## GEORGE MCCLOUD - 6-8, 225 - FLORIDA STATE

MAY 27, 1967

### REGULAR SEASON

|         | G  | Min. | FG | FGA | Pct. | 3FG | 3FGA | PCT  | FT | FTA | Pct. | Off. | Def. | Tot. | Ast. | PF | Dq. | StL. | TO | Blk. | Pts. | Avg. | HI |
|---------|----|------|----|-----|------|-----|------|------|----|-----|------|------|------|------|------|----|-----|------|----|------|------|------|----|
| 1996-97 | 23 | 286  | 34 | 96  | .354 | 21  | 49   | .429 | 6  | 9   | .667 | 7    | 29   | 36   | 17   | 20 | 0   | 9    | 9  | 0    | 95   | 4.1  | 16 |

## JELANI MCCOY - 6-10, 245 - UCLA

DECEMBER 6, 1977

### REGULAR SEASON

|         | G  | Min. | FG | FGA | Pct. | 3FG | 3FGA | PCT | FT | FTA | Pct. | Off. | Def. | Tot. | Ast. | PF | Dq. | StL. | TO | Blk. | Pts. | Avg. | HI |
|---------|----|------|----|-----|------|-----|------|-----|----|-----|------|------|------|------|------|----|-----|------|----|------|------|------|----|
| 2001-02 | 21 | 104  | 12 | 21  | .571 | 0   | 0    | -   | 2  | 8   | .250 | 8    | 17   | 25   | 7    | 14 | 0   | 0    | 8  | 5    | 26   | 1.2  | 6  |

## JIM MCDANIELS - 6-11, 230 - WESTERN KENTUCKY

APRIL 2, 1948

### REGULAR SEASON

|         | G  | Min. | FG | FGA | Pct. | 3FG | 3FGA | PCT | FT | FTA | Pct.  | Off. | Def. | Tot. | Ast. | PF | Dq. | StL. | TO | Blk. | Pts. | Avg. | HI |
|---------|----|------|----|-----|------|-----|------|-----|----|-----|-------|------|------|------|------|----|-----|------|----|------|------|------|----|
| 1975-76 | 35 | 242  | 41 | 102 | .402 | -   | -    | -   | 9  | 9   | 1.000 | 26   | 48   | 74   | 15   | 40 | 1   | 4    | -  | 10   | 91   | 2.6  | 12 |

## MIKE MCGEE - 6-5, 205 - MICHIGAN

JULY 29, 1959

### REGULAR SEASON

|            | G          | Min.        | FG          | FGA         | Pct.        | 3FG       | 3FGA       | PCT         | FT         | FTA        | Pct.        | Off.       | Def.       | Tot.       | Ast.       | PF         | Dq.      | StL.       | TO         | Blk.      | Pts.        | Avg.       | HI       |
|------------|------------|-------------|-------------|-------------|-------------|-----------|------------|-------------|------------|------------|-------------|------------|------------|------------|------------|------------|----------|------------|------------|-----------|-------------|------------|----------|
| 1981-82    | 39         | 352         | 80          | 172         | .465        | 0         | 4          | .000        | 31         | 53         | .585        | 34         | 15         | 49         | 16         | 59         | 0        | 18         | 34         | 3         | 191         | 4.9        | 27       |
| 1982-83    | 39         | 381         | 69          | 163         | .423        | 1         | 7          | .143        | 17         | 23         | .739        | 33         | 20         | 53         | 26         | 50         | 1        | 11         | 27         | 5         | 156         | 4.0        | 19       |
| 1983-84    | 77         | 1425        | 347         | 584         | .594        | 2         | 13         | .154        | 61         | 113        | .540        | 117        | 76         | 193        | 81         | 176        | 0        | 49         | 111        | 6         | 757         | 9.8        | 33       |
| 1984-85    | 76         | 1170        | 329         | 612         | .538        | 22        | 61         | .361        | 94         | 160        | .588        | 97         | 68         | 165        | 71         | 147        | 1        | 39         | 81         | 7         | 774         | 10.2       | 41       |
| 1985-86    | 71         | 1213        | 252         | 544         | .463        | 41        | 114        | .360        | 42         | 64         | .656        | 51         | 89         | 140        | 83         | 131        | 0        | 53         | 70         | 7         | 587         | 8.3        | 34       |
| <b>TOT</b> | <b>302</b> | <b>4541</b> | <b>1077</b> | <b>2075</b> | <b>.519</b> | <b>66</b> | <b>199</b> | <b>.332</b> | <b>245</b> | <b>413</b> | <b>.593</b> | <b>332</b> | <b>268</b> | <b>600</b> | <b>277</b> | <b>563</b> | <b>2</b> | <b>170</b> | <b>323</b> | <b>28</b> | <b>2465</b> | <b>8.2</b> | <b>-</b> |

### PLAYOFFS

|            | G         | Min.       | FG         | FGA        | Pct.        | 3FG       | 3FGA      | PCT         | FT        | FTA       | Pct.        | Off.      | Def.      | Tot.      | Ast.      | PF       | Dq.      | StL.      | TO        | Blk.     | Pts.       | Avg.       | HI       |
|------------|-----------|------------|------------|------------|-------------|-----------|-----------|-------------|-----------|-----------|-------------|-----------|-----------|-----------|-----------|----------|----------|-----------|-----------|----------|------------|------------|----------|
| 1981-82    | 4         | 10         | 6          | 13         | .462        | 0         | 1         | .000        | 0         | 0         | -           | 3         | 0         | 3         | 0         | -        | -        | 0         | 1         | 0        | 12         | 3.0        | -        |
| 1982-83    | 6         | 25         | 4          | 11         | .364        | 1         | 1         | 1.000       | 3         | 4         | .750        | 5         | 2         | 7         | 1         | -        | -        | 0         | 4         | 0        | 12         | 2.0        | -        |
| 1983-84    | 17        | 370        | 90         | 157        | .573        | 6         | 17        | .353        | 25        | 39        | .641        | 22        | 12        | 34        | 23        | -        | -        | 11        | 27        | 1        | 211        | 12.4       | -        |
| 1984-85    | 17        | 260        | 76         | 142        | .535        | 9         | 18        | .500        | 29        | 42        | .690        | 20        | 16        | 36        | 12        | -        | -        | 7         | 14        | 1        | 190        | 11.2       | -        |
| 1985-86    | 6         | 28         | 8          | 18         | .444        | 0         | 3         | .000        | 0         | 4         | .000        | 3         | 2         | 5         | 2         | -        | -        | 0         | 2         | 0        | 16         | 2.7        | -        |
| <b>TOT</b> | <b>50</b> | <b>693</b> | <b>184</b> | <b>341</b> | <b>.540</b> | <b>16</b> | <b>40</b> | <b>.400</b> | <b>57</b> | <b>89</b> | <b>.640</b> | <b>53</b> | <b>32</b> | <b>85</b> | <b>38</b> | <b>-</b> | <b>-</b> | <b>18</b> | <b>48</b> | <b>2</b> | <b>441</b> | <b>8.8</b> | <b>-</b> |





# ALL-TIME ROSTER WITH STATISTICS

## BILL MCGILL - 6-9, 225 - UTAH

SEPTEMBER 16, 1939

### REGULAR SEASON

| G       | Min. | FG | FGA | Pct. | 3FG  | 3FGA | PCT | FT | FTA | Pct.  | Off. | Def. | Tot. | Ast. | PF | Do. | StL. | TO | Blk. | Pts. | Avg. | HI |
|---------|------|----|-----|------|------|------|-----|----|-----|-------|------|------|------|------|----|-----|------|----|------|------|------|----|
| 1964-65 | 8    | 37 | 7   | 20   | .350 | -    | -   | 1  | 1   | 1.000 | -    | -    | 12   | 3    | 6  | 0   | -    | -  | -    | 15   | 1.9  | -  |

### PLAYOFFS

| G       | Min. | FG | FGA | Pct. | 3FG  | 3FGA | PCT | FT | FTA | Pct.  | Off. | Def. | Tot. | Ast. | PF | Do. | StL. | TO | Blk. | Pts. | Avg. | HI |
|---------|------|----|-----|------|------|------|-----|----|-----|-------|------|------|------|------|----|-----|------|----|------|------|------|----|
| 1964-65 | 5    | 34 | 5   | 9    | .556 | -    | -   | 1  | 1   | 1.000 | -    | -    | 9    | 2    | -  | -   | -    | -  | -    | 11   | 2.2  | -  |

## KEVIN MCKENNA - 6-5, 195 - CREIGHTON

JANUARY 8, 1959

### REGULAR SEASON

| G       | Min. | FG  | FGA | Pct. | 3FG  | 3FGA | PCT | FT   | FTA | Pct. | Off. | Def. | Tot. | Ast. | PF | Do. | StL. | TO | Blk. | Pts. | Avg. | HI  |   |
|---------|------|-----|-----|------|------|------|-----|------|-----|------|------|------|------|------|----|-----|------|----|------|------|------|-----|---|
| 1981-82 | 36   | 237 | 28  | 87   | .322 | 0    | 2   | .000 | 11  | 17   | .647 | 18   | 11   | 29   | 14 | 45  | 0    | 10 | 20   | 2    | 67   | 1.9 | 8 |

## AARON MCKIE - 6-5, 209 - TEMPLE

OCTOBER 2, 1972

### REGULAR SEASON

| G       | Min. | FG  | FGA | Pct. | 3FG  | 3FGA | PCT | FT   | FTA | Pct. | Off. | Def. | Tot. | Ast. | PF | Do. | StL. | TO | Blk. | Pts. | Avg. | HI  |    |
|---------|------|-----|-----|------|------|------|-----|------|-----|------|------|------|------|------|----|-----|------|----|------|------|------|-----|----|
| 2005-06 | 14   | 121 | 3   | 12   | .250 | 0    | 2   | .000 | 1   | 2    | .500 | 3    | 17   | 20   | 11 | 7   | 0    | 5  | 2    | 0    | 7    | 0.5 | 2  |
| 2006-07 | 10   | 131 | 11  | 17   | .647 | 0    | 0   | -    | 0   | 0    | -    | 1    | 17   | 18   | 13 | 14  | 0    | 4  | 8    | 0    | 22   | 2.2 | 12 |
| TOT     | 24   | 252 | 14  | 29   | .483 | 0    | 2   | .000 | 1   | 2    | .500 | 4    | 34   | 38   | 24 | 21  | 0    | 9  | 10   | 0    | 29   | 1.2 | -  |

### PLAYOFFS

| G       | Min. | FG | FGA | Pct. | 3FG | 3FGA | PCT | FT | FTA | Pct. | Off. | Def. | Tot. | Ast. | PF | Do. | StL. | TO | Blk. | Pts. | Avg. | HI |
|---------|------|----|-----|------|-----|------|-----|----|-----|------|------|------|------|------|----|-----|------|----|------|------|------|----|
| 2005-06 | 1    | 8  | 0   | 0    | -   | -    | -   | 0  | 0   | 0    | -    | 0    | 0    | 0    | -  | -   | -    | 0  | 0    | 0    | 0.0  | -  |

## JIM MCMILLIAN - 6-5, 225 - COLUMBIA

MARCH 11, 1948

### REGULAR SEASON

| G       | Min. | FG   | FGA  | Pct. | 3FG  | 3FGA | PCT | FT  | FTA | Pct. | Off. | Def. | Tot. | Ast. | PF  | Do. | StL. | TO | Blk. | Pts. | Avg. | HI   |   |
|---------|------|------|------|------|------|------|-----|-----|-----|------|------|------|------|------|-----|-----|------|----|------|------|------|------|---|
| 1970-71 | 81   | 1747 | 289  | 629  | .459 | -    | -   | 100 | 130 | .769 | -    | -    | 330  | 133  | 122 | 1   | -    | -  | -    | -    | 678  | 8.4  | - |
| 1971-72 | 80   | 3050 | 642  | 1331 | .482 | -    | -   | 219 | 277 | .791 | -    | -    | 522  | 209  | 209 | 0   | -    | -  | -    | -    | 1503 | 18.8 | - |
| 1972-73 | 81   | 2953 | 655  | 1431 | .458 | -    | -   | 223 | 264 | .845 | -    | -    | 447  | 221  | 176 | 0   | -    | -  | -    | -    | 1533 | 18.9 | - |
| TOT     | 242  | 7750 | 1586 | 3391 | .468 | -    | -   | 542 | 671 | .808 | -    | -    | 1299 | 563  | 507 | 1   | -    | -  | -    | -    | 3714 | 15.3 | - |

### PLAYOFFS

| G       | Min. | FG   | FGA | Pct. | 3FG  | 3FGA | PCT | FT  | FTA | Pct. | Off. | Def. | Tot. | Ast. | PF | Do. | StL. | TO | Blk. | Pts. | Avg. | HI   |   |
|---------|------|------|-----|------|------|------|-----|-----|-----|------|------|------|------|------|----|-----|------|----|------|------|------|------|---|
| 1970-71 | 12   | 522  | 79  | 181  | .436 | -    | -   | 23  | 34  | .676 | -    | -    | 65   | 22   | -  | -   | -    | -  | -    | -    | 181  | 15.1 | - |
| 1971-72 | 15   | 624  | 113 | 253  | .447 | -    | -   | 60  | 70  | .857 | -    | -    | 85   | 22   | -  | -   | -    | -  | -    | -    | 286  | 19.1 | - |
| 1972-73 | 17   | 630  | 143 | 307  | .466 | -    | -   | 55  | 75  | .733 | -    | -    | 82   | 37   | -  | -   | -    | -  | -    | -    | 341  | 20.1 | - |
| TOT     | 44   | 1776 | 335 | 741  | .452 | -    | -   | 138 | 179 | .771 | -    | -    | 232  | 81   | -  | -   | -    | -  | -    | -    | 808  | 18.4 | - |

## MARK MCNAMARA - 6-11, 235 - CALIFORNIA

JUNE 8, 1959

### REGULAR SEASON

| G       | Min. | FG  | FGA | Pct. | 3FG  | 3FGA | PCT | FT | FTA | Pct. | Off. | Def. | Tot. | Ast. | PF | Do. | StL. | TO | Blk. | Pts. | Avg. | HI  |    |
|---------|------|-----|-----|------|------|------|-----|----|-----|------|------|------|------|------|----|-----|------|----|------|------|------|-----|----|
| 1988-89 | 39   | 318 | 32  | 64   | .500 | 0    | 0   | -  | 49  | 78   | .628 | 38   | 62   | 100  | 10 | 51  | 0    | 4  | 24   | 3    | 113  | 2.9 | 10 |
| 1989-90 | 33   | 190 | 38  | 86   | .442 | 0    | 0   | -  | 26  | 40   | .650 | 22   | 41   | 63   | 3  | 31  | 1    | 2  | 21   | 1    | 102  | 3.1 | 15 |
| TOT     | 72   | 508 | 70  | 150  | .467 | 0    | 0   | -  | 75  | 118  | .636 | 60   | 103  | 163  | 13 | 82  | 1    | 6  | 45   | 4    | 215  | 3.0 | -  |

### PLAYOFFS

| G       | Min. | FG | FGA | Pct. | 3FG  | 3FGA | PCT | FT | FTA | Pct. | Off. | Def. | Tot. | Ast. | PF | Do. | StL. | TO | Blk. | Pts. | Avg. | HI  |   |
|---------|------|----|-----|------|------|------|-----|----|-----|------|------|------|------|------|----|-----|------|----|------|------|------|-----|---|
| 1988-89 | 3    | 7  | 1   | 2    | .500 | 0    | 0   | -  | 1   | 2    | .500 | 0    | 1    | 1    | 0  | -   | 0    | 0  | 0    | 0    | 3    | 1.0 | - |
| 1989-90 | 2    | 5  | 1   | 4    | .250 | 0    | 0   | -  | 0   | 0    | -    | 0    | 1    | 1    | 0  | -   | 0    | 0  | 0    | 2    | 1.0  | -   |   |
| TOT     | 5    | 12 | 2   | 6    | .333 | 0    | 0   | -  | 1   | 2    | .500 | 0    | 2    | 2    | 0  | -   | 0    | 0  | 0    | 5    | 1.0  | -   |   |

## BOB MCNEILL - 6-1, 180 - ST. JOSEPH'S

OCTOBER 22, 1938

### REGULAR SEASON

| G       | Min. | FG  | FGA | Pct. | 3FG  | 3FGA | PCT | FT | FTA | Pct. | Off. | Def. | Tot. | Ast. | PF | Do. | StL. | TO | Blk. | Pts. | Avg. | HI  |   |
|---------|------|-----|-----|------|------|------|-----|----|-----|------|------|------|------|------|----|-----|------|----|------|------|------|-----|---|
| 1961-62 | 29   | 229 | 22  | 60   | .367 | -    | -   | 8  | 12  | .667 | -    | -    | 23   | 40   | 25 | 0   | -    | -  | -    | -    | 52   | 1.8 | - |

### PLAYOFFS

| G       | Min. | FG | FGA | Pct. | 3FG  | 3FGA | PCT | FT | FTA | Pct. | Off. | Def. | Tot. | Ast. | PF | Do. | StL. | TO | Blk. | Pts. | Avg. | HI  |   |
|---------|------|----|-----|------|------|------|-----|----|-----|------|------|------|------|------|----|-----|------|----|------|------|------|-----|---|
| 1961-62 | 5    | 20 | 4   | 7    | .571 | -    | -   | 1  | 2   | .500 | -    | -    | 6    | 5    | -  | -   | -    | -  | -    | -    | 9    | 1.8 | - |

## JOSH MCROBERTS - 6-10, 240 - DUKE

FEBRUARY 28, 1987

### REGULAR SEASON

| G       | Min. | FG  | FGA | Pct. | 3FG  | 3FGA | PCT | FT   | FTA | Pct. | Off. | Def. | Tot. | Ast. | PF | Do. | StL. | TO | Blk. | Pts. | Avg. | HI  |    |
|---------|------|-----|-----|------|------|------|-----|------|-----|------|------|------|------|------|----|-----|------|----|------|------|------|-----|----|
| 2011-12 | 50   | 718 | 56  | 118  | .475 | 3    | 7   | .429 | 23  | 36   | .639 | 61   | 110  | 171  | 51 | 74  | 0    | 15 | 31   | 18   | 138  | 2.8 | 16 |

### PLAYOFFS

| G       | Min. | FG | FGA | Pct. | 3FG  | 3FGA | PCT | FT   | FTA | Pct. | Off. | Def. | Tot. | Ast. | PF | Do. | StL. | TO | Blk. | Pts. | Avg. | HI  |   |
|---------|------|----|-----|------|------|------|-----|------|-----|------|------|------|------|------|----|-----|------|----|------|------|------|-----|---|
| 2011-12 | 6    | 16 | 1   | 4    | .250 | 0    | 1   | .000 | 0   | 0    | -    | 0    | 4    | 4    | 1  | 1   | 0    | 0  | 2    | 1    | 2    | 0.3 | - |



# ALL-TIME ROSTER WITH STATISTICS



## STANISLAV MEDVEDENKO - 6-10, 253 - UKRAINE

APRIL 4, 1979

### REGULAR SEASON

| G          | Min.       | FG          | FGA        | Pct.        | 3FG        | 3FGA     | PCT       | FT          | FTA        | Pct.       | Off.        | Def.       | Tot.       | Ast.       | PF         | Dq.        | Stl.     | TO        | Blk.       | Pts.      | Avg.        | Hi         |          |
|------------|------------|-------------|------------|-------------|------------|----------|-----------|-------------|------------|------------|-------------|------------|------------|------------|------------|------------|----------|-----------|------------|-----------|-------------|------------|----------|
| 2000-01    | 7          | 39          | 12         | 25          | 480        | 1        | 1         | 1,000       | 7          | 12         | .583        | 1          | 8          | 9          | 2          | 9          | 0        | 1         | 3          | 1         | 32          | 4.6        | 10       |
| 2001-02    | 71         | 729         | 145        | 304         | 477        | 0        | 4         | .000        | 41         | 62         | .661        | 85         | 73         | 158        | 43         | 119        | 0        | 29        | 42         | 11        | 331         | 4.7        | 18       |
| 2002-03    | 58         | 620         | 112        | 258         | 434        | 0        | 2         | .000        | 31         | 43         | .721        | 66         | 75         | 141        | 18         | 118        | 0        | 11        | 37         | 8         | 255         | 4.4        | 15       |
| 2003-04    | 68         | 1442        | 237        | 537         | 441        | 0        | 3         | .000        | 89         | 116        | .767        | 148        | 195        | 343        | 57         | 191        | 1        | 38        | 59         | 18        | 563         | 8.3        | 26       |
| 2004-05    | 43         | 423         | 71         | 156         | 455        | 0        | 1         | .000        | 23         | 28         | .821        | 31         | 48         | 79         | 13         | 64         | 0        | 9         | 13         | 2         | 165         | 3.8        | 16       |
| 2005-06    | 2          | 6           | 1          | 2           | 500        | 0        | 0         | -           | 0          | 0          | -           | 0          | 0          | 0          | 1          | 1          | 0        | 0         | 0          | 0         | 2           | 1.0        | 2        |
| <b>TOT</b> | <b>249</b> | <b>3259</b> | <b>578</b> | <b>1282</b> | <b>451</b> | <b>1</b> | <b>11</b> | <b>.091</b> | <b>191</b> | <b>261</b> | <b>.732</b> | <b>331</b> | <b>399</b> | <b>730</b> | <b>134</b> | <b>502</b> | <b>1</b> | <b>88</b> | <b>154</b> | <b>40</b> | <b>1348</b> | <b>5.4</b> | <b>-</b> |

### PLAYOFFS

| G          | Min.      | FG         | FGA       | Pct.       | 3FG        | 3FGA     | PCT      | FT       | FTA       | Pct.      | Off.        | Def.      | Tot.      | Ast.      | PF        | Dq.      | Stl.     | TO       | Blk.     | Pts.       | Avg.       | Hi       |
|------------|-----------|------------|-----------|------------|------------|----------|----------|----------|-----------|-----------|-------------|-----------|-----------|-----------|-----------|----------|----------|----------|----------|------------|------------|----------|
| 2001-02    | 7         | 21         | 3         | 5          | 600        | 0        | 0        | -        | 0         | 0         | -           | 1         | 3         | 4         | 0         | -        | 0        | 1        | 0        | 6          | 0.9        | -        |
| 2002-03    | 9         | 73         | 15        | 27         | 556        | 0        | 0        | -        | 4         | 6         | .667        | 4         | 14        | 18        | 1         | -        | 1        | 3        | 1        | 34         | 3.8        | -        |
| 2003-04    | 21        | 237        | 33        | 75         | 440        | 0        | 0        | -        | 17        | 21        | .810        | 23        | 30        | 53        | 10        | -        | 4        | 5        | 4        | 83         | 4.0        | -        |
| <b>TOT</b> | <b>37</b> | <b>331</b> | <b>51</b> | <b>107</b> | <b>477</b> | <b>0</b> | <b>0</b> | <b>-</b> | <b>21</b> | <b>27</b> | <b>.778</b> | <b>28</b> | <b>47</b> | <b>75</b> | <b>11</b> | <b>-</b> | <b>5</b> | <b>9</b> | <b>5</b> | <b>123</b> | <b>3.3</b> | <b>-</b> |

## JODIE MEEKS - 6-4, 210 - KENTUCKY

AUGUST 21, 1987

### REGULAR SEASON

| G          | Min.       | FG          | FGA        | Pct.        | 3FG         | 3FGA       | PCT        | FT          | FTA        | Pct.       | Off.        | Def.      | Tot.       | Ast.       | PF         | Dq.        | Stl.     | TO         | Blk.       | Pts.     | Avg.        | Hi          |          |
|------------|------------|-------------|------------|-------------|-------------|------------|------------|-------------|------------|------------|-------------|-----------|------------|------------|------------|------------|----------|------------|------------|----------|-------------|-------------|----------|
| 2012-13    | 78         | 1663        | 205        | 530         | .387        | 122        | 342        | .357        | 86         | 96         | .896        | 37        | 134        | 171        | 69         | 103        | 0        | 58         | 52         | 5        | 618         | 7.9         | 24       |
| 2013-14    | 77         | 2556        | 413        | 892         | .463        | 162        | 404        | .401        | 221        | 258        | .857        | 30        | 164        | 194        | 138        | 119        | 0        | 111        | 111        | 4        | 1209        | 15.7        | 42       |
| <b>TOT</b> | <b>155</b> | <b>4219</b> | <b>618</b> | <b>1422</b> | <b>.435</b> | <b>284</b> | <b>746</b> | <b>.381</b> | <b>307</b> | <b>354</b> | <b>.867</b> | <b>67</b> | <b>298</b> | <b>365</b> | <b>207</b> | <b>222</b> | <b>0</b> | <b>169</b> | <b>163</b> | <b>9</b> | <b>1827</b> | <b>11.8</b> | <b>-</b> |

### PLAYOFFS

| G       | Min. | FG | FGA | Pct. | 3FG | 3FGA | PCT | FT   | FTA | Pct. | Off.  | Def. | Tot. | Ast. | PF | Dq. | Stl. | TO | Blk. | Pts. | Avg. | Hi  |   |
|---------|------|----|-----|------|-----|------|-----|------|-----|------|-------|------|------|------|----|-----|------|----|------|------|------|-----|---|
| 2012-13 | 1    | 20 | 1   | 4    | 250 | 0    | 2   | .000 | 2   | 2    | 1.000 | 1    | 1    | 2    | 0  | 2   | 0    | 1  | 2    | 0    | 4    | 4.0 | - |

## CLIFF MEELY - 6-8, 215 - COLORADO

JULY 10, 1947

### REGULAR SEASON

| G       | Min. | FG  | FGA | Pct. | 3FG  | 3FGA | PCT | FT | FTA | Pct. | Off. | Def. | Tot. | Ast. | PF | Dq. | Stl. | TO | Blk. | Pts. | Avg. | Hi  |    |
|---------|------|-----|-----|------|------|------|-----|----|-----|------|------|------|------|------|----|-----|------|----|------|------|------|-----|----|
| 1975-76 | 20   | 139 | 20  | 51   | .392 | -    | -   | -  | 24  | 32   | .750 | 10   | 35   | 45   | 9  | 30  | 0    | 5  | -    | 4    | 64   | 3.2 | 11 |

## CHUCK MENCEL - 6-0, 170 - MINNESOTA

APRIL 21, 1933

### REGULAR SEASON

| G          | Min.       | FG          | FGA        | Pct.        | 3FG         | 3FGA     | PCT      | FT       | FTA        | Pct.       | Off.        | Def.     | Tot.       | Ast.       | PF         | Dq.      | Stl.     | TO       | Blk.     | Pts.     | Avg.       | Hi         |          |
|------------|------------|-------------|------------|-------------|-------------|----------|----------|----------|------------|------------|-------------|----------|------------|------------|------------|----------|----------|----------|----------|----------|------------|------------|----------|
| 1955-56    | 69         | 973         | 120        | 375         | .320        | -        | -        | -        | 78         | 96         | .813        | -        | 110        | 132        | 74         | 1        | -        | -        | -        | -        | 318        | 4.6        | -        |
| 1956-57    | 72         | 1848        | 243        | 688         | .353        | -        | -        | -        | 179        | 240        | .746        | -        | 237        | 201        | 95         | 0        | -        | -        | -        | -        | 665        | 9.2        | -        |
| <b>TOT</b> | <b>141</b> | <b>2821</b> | <b>363</b> | <b>1063</b> | <b>.341</b> | <b>-</b> | <b>-</b> | <b>-</b> | <b>257</b> | <b>336</b> | <b>.765</b> | <b>-</b> | <b>347</b> | <b>333</b> | <b>169</b> | <b>1</b> | <b>-</b> | <b>-</b> | <b>-</b> | <b>-</b> | <b>983</b> | <b>7.0</b> | <b>-</b> |

### PLAYOFFS

| G          | Min.     | FG         | FGA       | Pct.      | 3FG        | 3FGA     | PCT      | FT       | FTA       | Pct.      | Off.        | Def.     | Tot.      | Ast.      | PF       | Dq.      | Stl.     | TO       | Blk.     | Pts.     | Avg.      | Hi         |          |
|------------|----------|------------|-----------|-----------|------------|----------|----------|----------|-----------|-----------|-------------|----------|-----------|-----------|----------|----------|----------|----------|----------|----------|-----------|------------|----------|
| 1955-56    | 3        | 52         | 10        | 19        | 526        | -        | -        | -        | 6         | 7         | .857        | -        | 5         | 8         | -        | -        | -        | -        | -        | -        | 26        | 8.7        | -        |
| 1956-57    | 5        | 98         | 9         | 36        | 250        | -        | -        | -        | 7         | 9         | .778        | -        | 13        | 6         | -        | -        | -        | -        | -        | -        | 25        | 5.0        | -        |
| <b>TOT</b> | <b>8</b> | <b>150</b> | <b>19</b> | <b>55</b> | <b>345</b> | <b>-</b> | <b>-</b> | <b>-</b> | <b>13</b> | <b>16</b> | <b>.813</b> | <b>-</b> | <b>18</b> | <b>14</b> | <b>-</b> | <b>-</b> | <b>-</b> | <b>-</b> | <b>-</b> | <b>-</b> | <b>51</b> | <b>6.4</b> | <b>-</b> |

## CHRIS MIHM - 7-0, 265 - TEXAS

JULY 16, 1979

### REGULAR SEASON

| G          | Min.       | FG          | FGA        | Pct.        | 3FG         | 3FGA     | PCT      | FT          | FTA        | Pct.       | Off.        | Def.       | Tot.       | Ast.       | PF         | Dq.        | Stl.     | TO        | Blk.       | Pts.       | Avg.        | Hi         |          |
|------------|------------|-------------|------------|-------------|-------------|----------|----------|-------------|------------|------------|-------------|------------|------------|------------|------------|------------|----------|-----------|------------|------------|-------------|------------|----------|
| 2004-05    | 75         | 1870        | 280        | 552         | .507        | 0        | 2        | .000        | 175        | 258        | .678        | 197        | 305        | 502        | 50         | 237        | 1        | 14        | 110        | 108        | 735         | 9.8        | 25       |
| 2005-06    | 59         | 1541        | 230        | 459         | .501        | 0        | 0        | -           | 144        | 201        | .716        | 137        | 236        | 373        | 61         | 214        | 5        | 16        | 83         | 73         | 604         | 10.2       | 21       |
| 2006-07    | -          | -           | -          | -           | -           | -        | -        | -           | -          | -          | -           | -          | -          | -          | -          | -          | -        | -         | -          | -          | -           | -          | -        |
| 2007-08    | 23         | 278         | 32         | 95          | .337        | 0        | 0        | -           | 18         | 27         | .667        | 28         | 49         | 77         | 13         | 42         | 0        | 4         | 17         | 14         | 82          | 3.6        | 11       |
| 2008-09    | 18         | 105         | 15         | 40          | .375        | 0        | 0        | -           | 6          | 7          | .857        | 15         | 19         | 34         | 10         | 23         | 0        | 1         | 10         | 6          | 36          | 2.0        | 10       |
| <b>TOT</b> | <b>175</b> | <b>3794</b> | <b>557</b> | <b>1146</b> | <b>.486</b> | <b>0</b> | <b>2</b> | <b>.000</b> | <b>343</b> | <b>493</b> | <b>.696</b> | <b>377</b> | <b>609</b> | <b>986</b> | <b>134</b> | <b>516</b> | <b>6</b> | <b>35</b> | <b>220</b> | <b>201</b> | <b>1457</b> | <b>8.3</b> | <b>-</b> |

### PLAYOFFS

| G       | Min. | FG | FGA | Pct. | 3FG  | 3FGA | PCT | FT | FTA | Pct. | Off. | Def. | Tot. | Ast. | PF | Dq. | Stl. | TO | Blk. | Pts. | Avg. | Hi |
|---------|------|----|-----|------|------|------|-----|----|-----|------|------|------|------|------|----|-----|------|----|------|------|------|----|
| 2007-08 | 1    | 3  | 0   | 1    | .000 | 0    | 0   | -  | 0   | 0    | -    | 0    | 0    | 0    | 0  | -   | 0    | 1  | 0    | 0    | 0.0  | -  |

## GEORGE MIKAN - 6-10, 245 - DEPAUL

JUNE 18, 1924

### REGULAR SEASON

| G          | Min.       | FG          | FGA         | Pct.        | 3FG         | 3FGA     | PCT      | FT       | FTA         | Pct.        | Off.        | Def.     | Tot.     | Ast.        | PF          | Dq.         | Stl.      | TO       | Blk.     | Pts.     | Avg.         | Hi          |          |
|------------|------------|-------------|-------------|-------------|-------------|----------|----------|----------|-------------|-------------|-------------|----------|----------|-------------|-------------|-------------|-----------|----------|----------|----------|--------------|-------------|----------|
| 1948-49    | 60         | -           | 583         | 1403        | .416        | -        | -        | -        | 532         | 689         | .772        | -        | -        | -           | 218         | 260         | -         | -        | -        | -        | 1698         | 28.3        | -        |
| 1949-50    | 68         | -           | 649         | 1595        | .407        | -        | -        | -        | 567         | 728         | .779        | -        | -        | -           | 197         | 297         | -         | -        | -        | -        | 1865         | 27.4        | -        |
| 1950-51    | 68         | -           | 678         | 1584        | .428        | -        | -        | -        | 576         | 717         | .803        | -        | -        | -           | 958         | 208         | 38        | 14       | -        | -        | 1932         | 28.4        | -        |
| 1951-52    | 64         | 2572        | 545         | 1414        | .385        | -        | -        | -        | 433         | 555         | .780        | -        | -        | -           | 866         | 194         | 286       | 14       | -        | -        | 1523         | 23.8        | -        |
| 1952-53    | 70         | 2651        | 500         | 1252        | .399        | -        | -        | -        | 442         | 567         | .780        | -        | -        | -           | 1007        | 201         | 290       | 12       | -        | -        | 1442         | 20.6        | -        |
| 1953-54    | 72         | 2362        | 441         | 1160        | .380        | -        | -        | -        | 424         | 546         | .777        | -        | -        | -           | 1028        | 174         | 268       | 4        | -        | -        | 1306         | 18.1        | -        |
| 1955-56    | 37         | 765         | 148         | 375         | .395        | -        | -        | -        | 94          | 122         | .770        | -        | -        | -           | 308         | 53          | 153       | 6        | -        | -        | 390          | 10.5        | -        |
| <b>TOT</b> | <b>439</b> | <b>8350</b> | <b>3544</b> | <b>8783</b> | <b>.404</b> | <b>-</b> | <b>-</b> | <b>-</b> | <b>3068</b> | <b>3924</b> | <b>.782</b> | <b>-</b> | <b>-</b> | <b>4167</b> | <b>1245</b> | <b>1862</b> | <b>50</b> | <b>-</b> | <b>-</b> | <b>-</b> | <b>10156</b> | <b>23.1</b> | <b>-</b> |

### PLAYOFFS

| G       | Min. | FG  | FGA | Pct. | 3FG  | 3FGA | PCT | FT | FTA | Pct. | Off. | Def. | Tot. | Ast. | PF | Dq. | Stl. | TO | Blk. | Pts. | Avg. | Hi   |   |
|---------|------|-----|-----|------|------|------|-----|----|-----|------|------|------|------|------|----|-----|------|----|------|------|------|------|---|
| 1948-49 | 10   | -   | 103 | 227  | .454 | -    | -   | -  | 97  | 121  | .802 | -    | -    | -    | 21 | -   | -    | -  | -    | -    | 303  | 30.3 | - |
| 1949-50 | 12   | -   | 121 | 316  | .383 | -    | -   | -  | 134 | 170  | .788 | -    | -    | -    | 36 | -   | -    | -  | -    | -    | 376  | 31.3 | - |
| 1950-51 | 7    | -   | 62  | 152  | .408 | -    | -   | -  | 44  | 55   | .800 | -    | -    | -    | 74 | 9   | -    | -  | -    | -    | 168  | 24.0 | - |
| 1951-52 | 13   | 553 | 99  | 261  | .379 | -    | -   | -  | 109 | 138  | .790 | -    | -    |      |    |     |      |    |      |      |      |      |   |





# ALL-TIME ROSTER WITH STATISTICS

## VERN MIKKELSEN - 6-7, 230 - HAMLINE

OCTOBER 21, 1928

### REGULAR SEASON

| G       | Min. | FG    | FGA  | Pct. | 3FG  | 3FGA | PCT | FT   | FTA  | Pct. | Off. | Def. | Tot. | Ast. | PF   | Do. | StL. | TO | Blk. | Pts.  | Avg. | HI |
|---------|------|-------|------|------|------|------|-----|------|------|------|------|------|------|------|------|-----|------|----|------|-------|------|----|
| 1949-50 | 68   | -     | 288  | 722  | .399 | -    | -   | 215  | 286  | .752 | -    | -    | -    | 123  | 222  | -   | -    | -  | -    | 791   | 11.6 | -  |
| 1950-51 | 64   | -     | 359  | 893  | .402 | -    | -   | 186  | 275  | .676 | -    | -    | 655  | 181  | 260  | 13  | -    | -  | -    | 904   | 14.1 | -  |
| 1951-52 | 66   | 2345  | 363  | 866  | .419 | -    | -   | 283  | 372  | .761 | -    | -    | 681  | 180  | 282  | 16  | -    | -  | -    | 1009  | 15.3 | -  |
| 1952-53 | 70   | 2465  | 378  | 868  | .435 | -    | -   | 291  | 387  | .752 | -    | -    | 654  | 148  | 289  | 14  | -    | -  | -    | 1047  | 15.0 | -  |
| 1953-54 | 72   | 2247  | 288  | 771  | .374 | -    | -   | 221  | 298  | .742 | -    | -    | 615  | 119  | 264  | 7   | -    | -  | -    | 797   | 11.1 | -  |
| 1954-55 | 71   | 2559  | 440  | 1043 | .422 | -    | -   | 447  | 598  | .747 | -    | -    | 722  | 145  | 319  | 14  | -    | -  | -    | 1327  | 18.7 | -  |
| 1955-56 | 72   | 2100  | 317  | 821  | .386 | -    | -   | 328  | 408  | .804 | -    | -    | 608  | 173  | 319  | 17  | -    | -  | -    | 962   | 13.4 | -  |
| 1956-57 | 72   | 2198  | 322  | 854  | .377 | -    | -   | 342  | 424  | .807 | -    | -    | 630  | 121  | 312  | 18  | -    | -  | -    | 986   | 13.7 | -  |
| 1957-58 | 72   | 2390  | 439  | 1070 | .410 | -    | -   | 370  | 471  | .786 | -    | -    | 805  | 166  | 299  | 20  | -    | -  | -    | 1248  | 17.3 | -  |
| 1958-59 | 72   | 2139  | 353  | 904  | .390 | -    | -   | 286  | 355  | .806 | -    | -    | 570  | 159  | 246  | 8   | -    | -  | -    | 992   | 13.8 | -  |
| TOT     | 699  | 18443 | 3547 | 8812 | .403 | -    | -   | 2969 | 3874 | .766 | -    | -    | 5940 | 1515 | 2812 | 127 | -    | -  | -    | 10063 | 14.4 | -  |

### PLAYOFFS

| G       | Min. | FG   | FGA | Pct. | 3FG  | 3FGA | PCT | FT  | FTA | Pct. | Off. | Def. | Tot. | Ast. | PF | Do. | StL. | TO | Blk. | Pts. | Avg. | HI |
|---------|------|------|-----|------|------|------|-----|-----|-----|------|------|------|------|------|----|-----|------|----|------|------|------|----|
| 1949-50 | 12   | -    | 55  | 149  | .369 | -    | -   | 46  | 60  | .767 | -    | -    | -    | 18   | -  | -   | -    | -  | -    | 156  | 13.0 | -  |
| 1950-51 | 7    | -    | 39  | 96   | .406 | -    | -   | 31  | 47  | .660 | -    | -    | 67   | 17   | -  | -   | -    | -  | -    | 109  | 15.6 | -  |
| 1951-52 | 13   | 495  | 60  | 139  | .432 | -    | -   | 53  | 64  | .828 | -    | -    | 110  | 20   | -  | -   | -    | -  | -    | 173  | 13.3 | -  |
| 1952-53 | 12   | 400  | 44  | 133  | .331 | -    | -   | 56  | 66  | .848 | -    | -    | 104  | 24   | -  | -   | -    | -  | -    | 143  | 12.0 | -  |
| 1953-54 | 13   | 375  | 51  | 111  | .459 | -    | -   | 31  | 36  | .861 | -    | -    | 73   | 17   | -  | -   | -    | -  | -    | 134  | 10.2 | -  |
| 1954-55 | 7    | 209  | 30  | 85   | .353 | -    | -   | 36  | 46  | .783 | -    | -    | 78   | 13   | -  | -   | -    | -  | -    | 96   | 13.7 | -  |
| 1955-56 | 3    | 90   | 11  | 26   | .423 | -    | -   | 18  | 20  | .900 | -    | -    | 17   | 2    | -  | -   | -    | -  | -    | 40   | 13.3 | -  |
| 1956-57 | 5    | 162  | 33  | 83   | .398 | -    | -   | 22  | 34  | .647 | -    | -    | 43   | 17   | -  | -   | -    | -  | -    | 88   | 17.6 | -  |
| 1958-59 | 13   | 371  | 73  | 177  | .412 | -    | -   | 56  | 73  | .767 | -    | -    | 93   | 24   | -  | -   | -    | -  | -    | 202  | 15.5 | -  |
| TOT     | 85   | 2102 | 396 | 999  | .396 | -    | -   | 349 | 446 | .783 | -    | -    | 585  | 152  | -  | -   | -    | -  | -    | 1141 | 13.4 | -  |

## ANTHONY MILLER - 6-9, 255 - MICHIGAN STATE

OCTOBER 22, 1971

### REGULAR SEASON

| G       | Min. | FG  | FGA | Pct. | 3FG  | 3FGA | PCT | FT   | FTA | Pct. | Off. | Def. | Tot. | Ast. | PF | Do. | StL. | TO | Blk. | Pts. | Avg. | HI  |    |
|---------|------|-----|-----|------|------|------|-----|------|-----|------|------|------|------|------|----|-----|------|----|------|------|------|-----|----|
| 1994-95 | 46   | 527 | 70  | 132  | .530 | 2    | 5   | 400  | 47  | .76  | .618 | 67   | 85   | 152  | 35 | 77  | 2    | 20 | 38   | 7    | 189  | 4.1 | 18 |
| 1995-96 | 27   | 123 | 15  | 35   | .429 | 0    | 2   | .000 | 6   | 10   | .600 | 11   | 14   | 25   | 4  | 19  | 0    | 4  | 8    | 1    | 36   | 1.3 | 6  |
| TOT     | 73   | 650 | 85  | 167  | .509 | 2    | 7   | .286 | 53  | 86   | .616 | 78   | 99   | 177  | 39 | 96  | 2    | 24 | 46   | 8    | 225  | 3.1 | 24 |

### PLAYOFFS

| G       | Min. | FG | FGA | Pct. | 3FG  | 3FGA | PCT | FT | FTA | Pct. | Off. | Def. | Tot. | Ast. | PF | Do. | StL. | TO | Blk. | Pts. | Avg. | HI  |   |
|---------|------|----|-----|------|------|------|-----|----|-----|------|------|------|------|------|----|-----|------|----|------|------|------|-----|---|
| 1994-95 | 4    | 15 | 0   | 2    | .000 | 0    | 0   | -  | 0   | 0    | -    | 2    | 4    | 6    | 1  | -   | -    | 1  | 1    | 0    | 0    | 0.0 | - |

## STEVE MIX - 6-7, 215 - TOLEDO

DECEMBER 30, 1947

### REGULAR SEASON

| G       | Min. | FG | FGA | Pct. | 3FG  | 3FGA | PCT | FT | FTA | Pct. | Off.  | Def. | Tot. | Ast. | PF | Do. | StL. | TO | Blk. | Pts. | Avg. | HI  |   |
|---------|------|----|-----|------|------|------|-----|----|-----|------|-------|------|------|------|----|-----|------|----|------|------|------|-----|---|
| 1982-83 | 1    | 17 | 4   | 10   | .400 | 0    | 0   | -  | 1   | 1    | 1.000 | 1    | 0    | 1    | 2  | 1   | 0    | 0  | 0    | 0    | 9    | 9.0 | 9 |

### PLAYOFFS

| G       | Min. | FG | FGA | Pct. | 3FG  | 3FGA | PCT | FT | FTA | Pct. | Off.  | Def. | Tot. | Ast. | PF | Do. | StL. | TO | Blk. | Pts. | Avg. | HI |
|---------|------|----|-----|------|------|------|-----|----|-----|------|-------|------|------|------|----|-----|------|----|------|------|------|----|
| 1982-83 | 8    | 26 | 2   | 5    | .400 | 0    | 0   | -  | 3   | 3    | 1.000 | 0    | 1    | 1    | 0  | -   | 0    | 0  | 0    | 7    | 0.9  | -  |

## DARIUS MORRIS - 6-5, 195 - MICHIGAN

JANUARY 3, 1991

### REGULAR SEASON

| G       | Min. | FG  | FGA | Pct. | 3FG  | 3FGA | PCT | FT   | FTA | Pct. | Off. | Def. | Tot. | Ast. | PF | Do. | StL. | TO | Blk. | Pts. | Avg. | HI  |    |
|---------|------|-----|-----|------|------|------|-----|------|-----|------|------|------|------|------|----|-----|------|----|------|------|------|-----|----|
| 2011-12 | 19   | 169 | 18  | 42   | .429 | 4    | 9   | .444 | 6   | 9    | .667 | 2    | 14   | 16   | 0  | 2   | 19   | 0  | 46   | 2.4  | 9    |     |    |
| 2012-13 | 48   | 683 | 73  | 188  | .388 | 24   | 66  | .364 | 24  | 37   | .649 | 24   | 33   | 57   | 76 | 58  | 0    | 21 | 45   | 2    | 194  | 4.0 | 15 |
| TOT     | 67   | 852 | 91  | 230  | .396 | 28   | 75  | .373 | 30  | 46   | .652 | 26   | 47   | 73   | 97 | 74  | 0    | 23 | 64   | 2    | 240  | 3.6 | -  |

### PLAYOFFS

| G       | Min. | FG  | FGA | Pct. | 3FG   | 3FGA | PCT | FT    | FTA | Pct. | Off. | Def. | Tot. | Ast. | PF | Do. | StL. | TO | Blk. | Pts. | Avg. | HI   |   |
|---------|------|-----|-----|------|-------|------|-----|-------|-----|------|------|------|------|------|----|-----|------|----|------|------|------|------|---|
| 2011-12 | 4    | 8   | 3   | 3    | 1.000 | 1    | 1   | 1.000 | 3   | 4    | .750 | 0    | 0    | 0    | 3  | 1   | 0    | 0  | 1    | 0    | 10   | 2.5  | - |
| 2012-13 | 4    | 105 | 16  | 35   | .457  | 3    | 9   | .333  | 7   | 9    | .778 | 1    | 4    | 5    | 12 | 6   | 0    | 2  | 6    | 0    | 42   | 10.5 | - |
| TOT     | 8    | 113 | 19  | 38   | .500  | 4    | 10  | .400  | 10  | 13   | .769 | 1    | 4    | 5    | 15 | 7   | 0    | 2  | 7    | 0    | 52   | 6.5  | - |

## ADAM MORRISON - 6-8, 205 - GONZAGA

JULY 19, 1984

### REGULAR SEASON

| G       | Min. | FG  | FGA | Pct. | 3FG  | 3FGA | PCT | FT   | FTA | Pct. | Off. | Def. | Tot. | Ast. | PF | Do. | StL. | TO | Blk. | Pts. | Avg. | HI  |   |
|---------|------|-----|-----|------|------|------|-----|------|-----|------|------|------|------|------|----|-----|------|----|------|------|------|-----|---|
| 2008-09 | 8    | 44  | 4   | 12   | .333 | 1    | 4   | .250 | 1   | 2    | .500 | 2    | 6    | 8    | 3  | 4   | 0    | 0  | 3    | 0    | 10   | 1.3 | 5 |
| 2009-10 | 31   | 241 | 32  | 85   | .376 | 5    | 21  | .238 | 5   | 8    | .625 | 10   | 22   | 32   | 18 | 17  | 0    | 3  | 10   | 2    | 74   | 2.4 | 7 |
| TOT     | 39   | 285 | 36  | 97   | .371 | 6    | 25  | .240 | 6   | 10   | .600 | 12   | 28   | 40   | 21 | 21  | 0    | 3  | 13   | 2    | 84   | 2.2 | - |

### PLAYOFFS

| G       | Min. | FG | FGA | Pct. | 3FG  | 3FGA | PCT | FT   | FTA | Pct. | Off. | Def. | Tot. | Ast. | PF | Do. | StL. | TO | Blk. | Pts. | Avg. | HI  |   |
|---------|------|----|-----|------|------|------|-----|------|-----|------|------|------|------|------|----|-----|------|----|------|------|------|-----|---|
| 2009-10 | 2    | 13 | 4   | 9    | .444 | 0    | 2   | .000 | 0   | 0    | -    | 2    | 3    | 5    | 1  | -   | -    | 0  | 0    | 0    | 8    | 4.0 | - |

## ERWIN MUELLER - 6-8, 230 - SAN FRANCISCO

MARCH 12, 1944

### REGULAR SEASON

| G       | Min. | FG  | FGA | Pct. | 3FG  | 3FGA | PCT | FT | FTA | Pct. | Off. | Def. | Tot. | Ast. | PF | Do. | StL. | TO | Blk. | Pts. | Avg. | HI |
|---------|------|-----|-----|------|------|------|-----|----|-----|------|------|------|------|------|----|-----|------|----|------|------|------|----|
| 1967-68 | 39   | 973 | 132 | 254  | .520 | -    | -   | 61 | 103 | .592 | -    | -    | 222  | 78   | 86 | 2   | -    | -  | -    | 325  | 8.3  | -  |

### PLAYOFFS

| G       | Min. | FG  | FGA | Pct. | 3FG  | 3FGA | PCT | FT | FTA | Pct. | Off. | Def. | Tot. | Ast. | PF | Do. | StL. | TO | Blk. | Pts. | Avg. | HI |
|---------|------|-----|-----|------|------|------|-----|----|-----|------|------|------|------|------|----|-----|------|----|------|------|------|----|
| 1967-68 | 14   | 250 | 20  | 59   | .339 | -    | -   | 5  | 14  | .357 | -    | -    | 54   | 18   | -  | -   | -    | -  | -    | 45   | 3.2  | -  |

## ALLEN MURPHY - 6-5, 190 - LOUISVILLE

JULY 15, 1952

### REGULAR SEASON

| G       | Min. | FG | FGA | Pct. | 3FG  | 3FGA | PCT | FT | FTA | Pct. | Off. | Def. | Tot. | Ast. | PF | Do. | StL. | TO | Blk. | Pts. | Avg. | HI |
|---------|------|----|-----|------|------|------|-----|----|-----|------|------|------|------|------|----|-----|------|----|------|------|------|----|
| 1976-77 | 2    | 18 | 1   | 5    | .200 | -    | -   | -  | 3   | 7    | .429 | 3    | 1    | 4    | 0  | 5   | 0    | 0  | 0    | 5    | 2.5  | 3  |



# ALL-TIME ROSTER WITH STATISTICS



## TROY MURPHY - 6-11, 245 - NOTRE DAME

MAY 2, 1980

### REGULAR SEASON

| G       | Min. | FG  | FGA | Pct. | 3FG  | 3FGA | PCT | FT   | FTA | Pct. | Off. | Def. | Tot. | Ast. | PF | Dq. | Stl. | TO | Blk. | Pts. | Avg. | Hi  |    |
|---------|------|-----|-----|------|------|------|-----|------|-----|------|------|------|------|------|----|-----|------|----|------|------|------|-----|----|
| 2011-12 | 59   | 956 | 77  | 171  | .450 | 28   | 67  | .418 | 6   | 9    | .667 | 40   | 151  | 191  | 51 | 98  | 1    | 15 | 26   | 16   | 188  | 3.2 | 12 |

### PLAYOFFS

| G       | Min. | FG | FGA | Pct. | 3FG   | 3FGA | PCT | FT    | FTA | Pct. | Off. | Def. | Tot. | Ast. | PF | Dq. | Stl. | TO | Blk. | Pts. | Avg. | Hi |
|---------|------|----|-----|------|-------|------|-----|-------|-----|------|------|------|------|------|----|-----|------|----|------|------|------|----|
| 2011-12 | 4    | 15 | 1   | 1    | 1.000 | 1    | 1   | 1.000 | 0   | 0    | -    | 0    | 3    | 3    | 0  | 0   | 0    | 2  | 0    | 3    | 0.8  | -  |

## TRACY MURRAY - 6-7, 230 - UCLA

JULY 25, 1971

### REGULAR SEASON

| G       | Min. | FG  | FGA | Pct. | 3FG  | 3FGA | PCT | FT   | FTA | Pct. | Off. | Def. | Tot. | Ast. | PF | Dq. | Stl. | TO | Blk. | Pts. | Avg. | Hi  |    |
|---------|------|-----|-----|------|------|------|-----|------|-----|------|------|------|------|------|----|-----|------|----|------|------|------|-----|----|
| 2002-03 | 31   | 193 | 23  | 71   | .324 | 8    | 38  | .211 | 7   | 9    | .778 | 5    | 18   | 23   | 12 | 22  | 0    | 5  | 14   | 3    | 61   | 2.0 | 11 |

## LARRY NANCE JR. - 6-9, 230 - WYOMING

JANUARY 1, 1993

### REGULAR SEASON

| G       | Min. | FG   | FGA | Pct. | 3FG  | 3FGA | PCT | FT   | FTA | Pct. | Off. | Def. | Tot. | Ast. | PF | Dq. | Stl. | TO | Blk. | Pts. | Avg. | Hi  |    |
|---------|------|------|-----|------|------|------|-----|------|-----|------|------|------|------|------|----|-----|------|----|------|------|------|-----|----|
| 2015-16 | 63   | 1266 | 158 | 300  | .527 | 1    | 10  | .100 | 32  | 47   | .681 | 101  | 211  | 312  | 44 | 124 | 0    | 54 | 41   | 23   | 349  | 5.5 | 17 |

## COTTON NASH - 6-6, 220 - KENTUCKY

JULY 24, 1942

### REGULAR SEASON

| G       | Min. | FG  | FGA | Pct. | 3FG  | 3FGA | PCT | FT | FTA | Pct. | Off. | Def. | Tot. | Ast. | PF | Dq. | Stl. | TO | Blk. | Pts. | Avg. | Hi |
|---------|------|-----|-----|------|------|------|-----|----|-----|------|------|------|------|------|----|-----|------|----|------|------|------|----|
| 1964-65 | 25   | 167 | 14  | 57   | .246 | -    | -   | -  | 25  | 32   | .781 | -    | -    | 35   | 10 | 30  | 0    | -  | -    | 53   | 2.1  | -  |

## STEVE NASH - 6-3, 180 - SANTA CLARA

FEBRUARY 7, 1974

### REGULAR SEASON

| G          | Min.      | FG          | FGA        | Pct.       | 3FG         | 3FGA      | PCT        | FT          | FTA        | Pct.       | Off.        | Def.      | Tot.       | Ast.       | PF         | Dq.       | Stl.     | TO        | Blk.       | Pts.     | Avg.       | Hi          |          |
|------------|-----------|-------------|------------|------------|-------------|-----------|------------|-------------|------------|------------|-------------|-----------|------------|------------|------------|-----------|----------|-----------|------------|----------|------------|-------------|----------|
| 2012-13    | 50        | 1627        | 236        | 475        | .497        | 57        | 130        | .438        | 107        | 116        | .922        | 26        | 116        | 142        | 333        | 70        | 0        | 30        | 126        | 5        | 636        | 12.7        | 22       |
| 2013-14    | 15        | 313         | 36         | 94         | .383        | 8         | 24         | .333        | 22         | 24         | .917        | 4         | 25         | 29         | 86         | 18        | 0        | 7         | 31         | 2        | 102        | 6.8         | 19       |
| <b>TOT</b> | <b>65</b> | <b>1940</b> | <b>272</b> | <b>569</b> | <b>.478</b> | <b>65</b> | <b>154</b> | <b>.422</b> | <b>129</b> | <b>140</b> | <b>.921</b> | <b>30</b> | <b>141</b> | <b>171</b> | <b>419</b> | <b>88</b> | <b>0</b> | <b>37</b> | <b>157</b> | <b>7</b> | <b>738</b> | <b>11.4</b> | <b>-</b> |

### PLAYOFFS

| G       | Min. | FG | FGA | Pct. | 3FG  | 3FGA | PCT | FT   | FTA | Pct. | Off.  | Def. | Tot. | Ast. | PF | Dq. | Stl. | TO | Blk. | Pts. | Avg. | Hi   |    |
|---------|------|----|-----|------|------|------|-----|------|-----|------|-------|------|------|------|----|-----|------|----|------|------|------|------|----|
| 2012-13 | 2    | 61 | 10  | 23   | .435 | 0    | 3   | .000 | 5   | 5    | 1.000 | 2    | 3    | 5    | 9  | 2   | 0    | 0  | 3    | 0    | 25   | 12.5 | 16 |

## SWEN NATER - 6-11, 250 - UCLA

JANUARY 14, 1950

### REGULAR SEASON

| G       | Min. | FG  | FGA | Pct. | 3FG  | 3FGA | PCT | FT   | FTA | Pct. | Off. | Def. | Tot. | Ast. | PF | Dq. | Stl. | TO | Blk. | Pts. | Avg. | Hi  |    |
|---------|------|-----|-----|------|------|------|-----|------|-----|------|------|------|------|------|----|-----|------|----|------|------|------|-----|----|
| 1983-84 | 69   | 829 | 124 | 253  | .490 | 0    | 1   | .000 | 63  | 91   | .692 | 81   | 183  | 264  | 27 | 150 | 0    | 25 | 68   | 7    | 311  | 4.5 | 19 |

### PLAYOFFS

| G       | Min. | FG  | FGA | Pct. | 3FG  | 3FGA | PCT | FT | FTA | Pct. | Off. | Def. | Tot. | Ast. | PF | Dq. | Stl. | TO | Blk. | Pts. | Avg. | Hi |
|---------|------|-----|-----|------|------|------|-----|----|-----|------|------|------|------|------|----|-----|------|----|------|------|------|----|
| 1983-84 | 17   | 146 | 19  | 38   | .500 | 0    | 0   | -  | 20  | 26   | .769 | 16   | 24   | 40   | 1  | -   | 1    | 8  | 2    | 58   | 3.4  | -  |

## DON NELSON - 6-6, 210 - IOWA

MAY 15, 1940

### REGULAR SEASON

| G          | Min.       | FG          | FGA        | Pct.       | 3FG         | 3FGA     | PCT      | FT       | FTA        | Pct.       | Off.        | Def.     | Tot.     | Ast.       | PF         | Dq.        | Stl.     | TO       | Blk.     | Pts.       | Avg.       | Hi       |   |
|------------|------------|-------------|------------|------------|-------------|----------|----------|----------|------------|------------|-------------|----------|----------|------------|------------|------------|----------|----------|----------|------------|------------|----------|---|
| 1963-64    | 80         | 1406        | 135        | 323        | .418        | -        | -        | -        | 149        | 201        | .741        | -        | -        | 323        | 76         | 181        | 1        | -        | -        | -          | 419        | 5.2      | - |
| 1964-65    | 39         | 238         | 36         | 85         | .424        | -        | -        | -        | 20         | 26         | .769        | -        | -        | 73         | 24         | 40         | 1        | -        | -        | 92         | 2.4        | -        |   |
| <b>TOT</b> | <b>119</b> | <b>1644</b> | <b>171</b> | <b>408</b> | <b>.419</b> | <b>-</b> | <b>-</b> | <b>-</b> | <b>169</b> | <b>227</b> | <b>.744</b> | <b>-</b> | <b>-</b> | <b>396</b> | <b>100</b> | <b>221</b> | <b>2</b> | <b>-</b> | <b>-</b> | <b>511</b> | <b>4.3</b> | <b>-</b> |   |

### PLAYOFFS

| G          | Min.      | FG         | FGA       | Pct.      | 3FG         | 3FGA     | PCT      | FT       | FTA       | Pct.      | Off.        | Def.     | Tot.     | Ast.      | PF        | Dq.      | Stl.     | TO       | Blk.     | Pts.      | Avg.       | Hi       |   |
|------------|-----------|------------|-----------|-----------|-------------|----------|----------|----------|-----------|-----------|-------------|----------|----------|-----------|-----------|----------|----------|----------|----------|-----------|------------|----------|---|
| 1963-64    | 5         | 56         | 7         | 13        | .538        | -        | -        | -        | 3         | 3         | 1.000       | -        | -        | 13        | 2         | -        | -        | -        | -        | -         | 17         | 3.4      | - |
| 1964-65    | 11        | 212        | 24        | 53        | .453        | -        | -        | -        | 19        | 25        | .760        | -        | -        | 59        | 19        | -        | -        | -        | -        | -         | 67         | 6.1      | - |
| <b>TOT</b> | <b>16</b> | <b>268</b> | <b>31</b> | <b>66</b> | <b>.470</b> | <b>-</b> | <b>-</b> | <b>-</b> | <b>22</b> | <b>28</b> | <b>.786</b> | <b>-</b> | <b>-</b> | <b>72</b> | <b>21</b> | <b>-</b> | <b>-</b> | <b>-</b> | <b>-</b> | <b>84</b> | <b>5.3</b> | <b>-</b> |   |

## JOHNNY NEUMANN - 6-6, 200 - MISSISSIPPI

SEPTEMBER 11, 1951

### REGULAR SEASON

| G       | Min. | FG  | FGA | Pct. | 3FG  | 3FGA | PCT | FT | FTA | Pct. | Off. | Def. | Tot. | Ast. | PF  | Dq. | Stl. | TO | Blk. | Pts. | Avg. | Hi  |    |
|---------|------|-----|-----|------|------|------|-----|----|-----|------|------|------|------|------|-----|-----|------|----|------|------|------|-----|----|
| 1976-77 | 59   | 888 | 146 | 363  | .402 | -    | -   | -  | 54  | 81   | .667 | 19   | 44   | 63   | 137 | 127 | 2    | 28 | -    | 8    | 346  | 5.9 | 24 |

### PLAYOFFS

| G       | Min. | FG | FGA | Pct. | 3FG  | 3FGA | PCT | FT | FTA | Pct. | Off. | Def. | Tot. | Ast. | PF | Dq. | Stl. | TO | Blk. | Pts. | Avg. | Hi |
|---------|------|----|-----|------|------|------|-----|----|-----|------|------|------|------|------|----|-----|------|----|------|------|------|----|
| 1976-77 | 6    | 68 | 11  | 29   | .379 | -    | -   | -  | 2   | 4    | .500 | -    | 2    | 9    | -  | -   | -    | -  | -    | 24   | 4.0  | -  |

## CHUCK NEVITT - 7-5, 250 - NORTH CAROLINA STATE

JUNE 13, 1959

### REGULAR SEASON

| G          | Min.      | FG        | FGA      | Pct.      | 3FG         | 3FGA     | PCT      | FT       | FTA      | Pct.      | Off.        | Def.     | Tot.      | Ast.      | PF       | Dq.       | Stl.     | TO       | Blk.      | Pts.      | Avg.      | Hi         |          |
|------------|-----------|-----------|----------|-----------|-------------|----------|----------|----------|----------|-----------|-------------|----------|-----------|-----------|----------|-----------|----------|----------|-----------|-----------|-----------|------------|----------|
| 1984-85    | 11        | 59        | 5        | 17        | .294        | 0        | 0        | -        | 2        | 8         | .250        | 5        | 15        | 20        | 3        | 20        | 0        | 0        | 10        | 15        | 12        | 1.1        | 4        |
| 1985-86    | 4         | 25        | 3        | 11        | .273        | 0        | 0        | -        | 4        | 6         | .667        | 3        | 4         | 7         | 2        | 6         | 0        | 2        | 5         | 2         | 10        | 2.5        | 4        |
| <b>TOT</b> | <b>15</b> | <b>84</b> | <b>8</b> | <b>28</b> | <b>.286</b> | <b>0</b> | <b>0</b> | <b>-</b> | <b>6</b> | <b>14</b> | <b>.429</b> | <b>8</b> | <b>19</b> | <b>27</b> | <b>5</b> | <b>26</b> | <b>0</b> | <b>2</b> | <b>15</b> | <b>17</b> | <b>22</b> | <b>1.5</b> | <b>-</b> |

### PLAYOFFS

| G       | Min. | FG | FGA | Pct. | 3FG  | 3FGA | PCT | FT | FTA | Pct. | Off. | Def. | Tot. | Ast. | PF | Dq. | Stl. | TO | Blk. | Pts. | Avg. | Hi |
|---------|------|----|-----|------|------|------|-----|----|-----|------|------|------|------|------|----|-----|------|----|------|------|------|----|
| 1984-85 | 7    | 37 | 3   | 9    | .333 | 0    | 0   | -  | 4   | 8    | .500 | 3    | 3    | 6    | 1  | -   | 4    | 2  | 6    | 10   | 1.4  | -  |

## IRA NEWBLE - 6-7, 220 - MIAMI (OHIO)

JANUARY 20, 1975

### REGULAR SEASON

| G       | Min. | FG | FGA | Pct. | 3FG  | 3FGA | PCT | FT   | FTA | Pct. | Off. | Def. | Tot. | Ast. | PF | Dq. | Stl. | TO | Blk. | Pts. | Avg. | Hi  |   |
|---------|------|----|-----|------|------|------|-----|------|-----|------|------|------|------|------|----|-----|------|----|------|------|------|-----|---|
| 2007-08 | 6    | 31 | 3   | 9    | .333 | 1    | 2   | .500 | 0   | 0    | -    | 6    | 5    | 11   | 3  | 5   | 0    | 1  | 3    | 1    | 7    | 1.2 | 3 |

### PLAYOFFS

| G       | Min. | FG | FGA | Pct. | 3FG | 3FGA | PCT | FT | FTA | Pct. | Off. | Def. | Tot. | Ast. | PF | Dq. | Stl. | TO | Blk. | Pts. | Avg. | Hi |
|---------|------|----|-----|------|-----|------|-----|----|-----|------|------|------|------|------|----|-----|------|----|------|------|------|----|
| 2007-08 | 1    | 1  | 0   | 0    | -   | 0    | 0   | -  | 0   | 0    | -    | 0    | 0    | 0    | 0  | 0   | 0    | 0  | 0    | 0    | 0.0  | -  |





# ALL-TIME ROSTER WITH STATISTICS

## NORM NIXON - 6-2, 175 - DUQUESNE

OCTOBER 11, 1955

### REGULAR SEASON

| G          | Min.       | FG           | FGA         | Pct.        | 3FG         | 3FGA     | PCT       | FT          | FTA        | Pct.        | Off.       | Def.       | Tot.        | Ast.        | PF          | Do.         | StL.      | TO         | Blk.        | Pts.      | Avg.        | HI          |          |
|------------|------------|--------------|-------------|-------------|-------------|----------|-----------|-------------|------------|-------------|------------|------------|-------------|-------------|-------------|-------------|-----------|------------|-------------|-----------|-------------|-------------|----------|
| 1977-78    | 81         | 2779         | 496         | 998         | .497        | -        | -         | -           | 115        | 161         | 714        | 41         | 198         | 239         | 553         | 259         | 3         | 138        | 251         | 7         | 1107        | 13.7        | 28       |
| 1978-79    | 82         | 3145         | 623         | 1149        | .542        | -        | -         | -           | 158        | 204         | 775        | 48         | 183         | 231         | 737         | 250         | 6         | 201        | 231         | 17        | 1404        | 17.1        | 29       |
| 1979-80    | 82         | 3226         | 624         | 1209        | .516        | 1        | 8         | 125         | 197        | 253         | 779        | 52         | 177         | 229         | 642         | 241         | 1         | 147        | 288         | 14        | 1446        | 17.6        | 30       |
| 1980-81    | 79         | 2962         | 576         | 1210        | .476        | 2        | 12        | 167         | 196        | 252         | 778        | 64         | 168         | 232         | 696         | 226         | 2         | 146        | 285         | 11        | 1350        | 17.1        | 30       |
| 1981-82    | 82         | 3024         | 628         | 1274        | .493        | 3        | 12        | 250         | 181        | 224         | 808        | 38         | 138         | 176         | 652         | 264         | 3         | 132        | 238         | 17        | 1440        | 17.6        | 28       |
| 1982-83    | 79         | 2711         | 533         | 1123        | .475        | 0        | 13        | 000         | 125        | 168         | 744        | 61         | 144         | 205         | 566         | 176         | 1         | 104        | 237         | 4         | 1191        | 15.1        | 27       |
| <b>TOT</b> | <b>485</b> | <b>17847</b> | <b>3480</b> | <b>6963</b> | <b>.500</b> | <b>6</b> | <b>45</b> | <b>.133</b> | <b>972</b> | <b>1262</b> | <b>770</b> | <b>304</b> | <b>1008</b> | <b>1312</b> | <b>3846</b> | <b>1416</b> | <b>16</b> | <b>868</b> | <b>1530</b> | <b>60</b> | <b>7938</b> | <b>16.4</b> | <b>-</b> |

### PLAYOFFS

| G          | Min.      | FG          | FGA        | Pct.       | 3FG         | 3FGA     | PCT       | FT          | FTA        | Pct.       | Off.       | Def.      | Tot.       | Ast.       | PF         | Do.      | StL.     | TO        | Blk.       | Pts.     | Avg.        | HI          |          |
|------------|-----------|-------------|------------|------------|-------------|----------|-----------|-------------|------------|------------|------------|-----------|------------|------------|------------|----------|----------|-----------|------------|----------|-------------|-------------|----------|
| 1977-78    | 3         | 92          | 11         | 24         | .458        | -        | -         | 2           | 3          | .667       | -          | 9         | 16         | -          | -          | -        | 4        | -         | 1          | 24       | 8.0         | -           |          |
| 1978-79    | 8         | 327         | 56         | 119        | .471        | -        | -         | 11          | 15         | .733       | -          | 28        | 94         | -          | -          | -        | 11       | 0         | 0          | 123      | 15.4        | -           |          |
| 1979-80    | 16        | 648         | 114        | 239        | .477        | 1        | 5         | 200         | 41         | 51         | 804        | 13        | 43         | 56         | 125        | -        | -        | 32        | 49         | 3        | 270         | 16.9        | -        |
| 1980-81    | 3         | 133         | 25         | 49         | .510        | 0        | 0         | .000        | 8          | 10         | 800        | 1         | 10         | 11         | -          | -        | 1        | 5         | 1          | 58       | 19.3        | -           |          |
| 1981-82    | 14        | 549         | 121        | 253        | .478        | 1        | 3         | .333        | 43         | 57         | 754        | 13        | 30         | 43         | 116        | -        | -        | 23        | 34         | 2        | 286         | 20.4        | -        |
| 1982-83    | 14        | 538         | 113        | 237        | .477        | 3        | 7         | .429        | 37         | 50         | 740        | 13        | 35         | 48         | 90         | -        | -        | 18        | 34         | 1        | 266         | 19.0        | -        |
| <b>TOT</b> | <b>58</b> | <b>2287</b> | <b>440</b> | <b>921</b> | <b>.478</b> | <b>5</b> | <b>15</b> | <b>.333</b> | <b>142</b> | <b>186</b> | <b>763</b> | <b>40</b> | <b>118</b> | <b>195</b> | <b>465</b> | <b>-</b> | <b>-</b> | <b>89</b> | <b>122</b> | <b>8</b> | <b>1027</b> | <b>17.7</b> | <b>-</b> |

## LAMAR ODOM - 6-10, 230 - RHODE ISLAND

NOVEMBER 6, 1979

### REGULAR SEASON

| G          | Min.       | FG           | FGA         | Pct.        | 3FG         | 3FGA       | PCT         | FT          | FTA         | Pct.        | Off.       | Def.        | Tot.        | Ast.        | PF          | Do.         | StL.      | TO         | Blk.        | Pts.       | Avg.        | HI          |          |
|------------|------------|--------------|-------------|-------------|-------------|------------|-------------|-------------|-------------|-------------|------------|-------------|-------------|-------------|-------------|-------------|-----------|------------|-------------|------------|-------------|-------------|----------|
| 2004-05    | 64         | 2320         | 366         | 774         | .473        | 36         | 117         | .308        | 207         | 298         | 695        | 134         | 519         | 653         | 238         | 211         | 3         | 42         | 161         | 65         | 975         | 15.2        | 28       |
| 2005-06    | 80         | 3221         | 445         | 925         | .481        | 80         | 215         | .372        | 216         | 313         | 690        | 181         | 557         | 738         | 443         | 256         | 4         | 75         | 213         | 64         | 1186        | 14.8        | 27       |
| 2006-07    | 56         | 2202         | 319         | 681         | .468        | 54         | 182         | .297        | 198         | 283         | 700        | 102         | 445         | 547         | 270         | 182         | 5         | 53         | 163         | 32         | 890         | 15.9        | 34       |
| 2007-08    | 77         | 2921         | 417         | 795         | .525        | 31         | 113         | .274        | 229         | 328         | 698        | 197         | 622         | 819         | 273         | 222         | 3         | 75         | 156         | 72         | 1094        | 14.2        | 31       |
| 2008-09    | 78         | 2316         | 346         | 703         | .492        | 33         | 103         | .320        | 160         | 257         | 623        | 176         | 461         | 637         | 204         | 235         | 5         | 77         | 138         | 98         | 885         | 11.3        | 28       |
| 2009-10    | 82         | 2585         | 342         | 739         | .463        | 58         | 182         | .319        | 140         | 202         | 693        | 184         | 618         | 802         | 267         | 227         | 1         | 75         | 150         | 59         | 882         | 10.8        | 26       |
| 2010-11    | 82         | 2639         | 473         | 893         | .530        | 68         | 178         | .382        | 166         | 246         | 675        | 175         | 535         | 710         | 249         | 200         | 1         | 47         | 139         | 61         | 1180        | 14.4        | 29       |
| <b>TOT</b> | <b>519</b> | <b>18204</b> | <b>2708</b> | <b>5510</b> | <b>.491</b> | <b>360</b> | <b>1090</b> | <b>.330</b> | <b>1316</b> | <b>1927</b> | <b>683</b> | <b>1149</b> | <b>3757</b> | <b>4906</b> | <b>1944</b> | <b>1533</b> | <b>22</b> | <b>444</b> | <b>1120</b> | <b>451</b> | <b>7092</b> | <b>13.7</b> | <b>-</b> |

### PLAYOFFS

| G          | Min.      | FG          | FGA        | Pct.       | 3FG         | 3FGA      | PCT        | FT          | FTA        | Pct.       | Off.       | Def.       | Tot.       | Ast.       | PF         | Do.      | StL.     | TO        | Blk.       | Pts.      | Avg.        | HI          |          |
|------------|-----------|-------------|------------|------------|-------------|-----------|------------|-------------|------------|------------|------------|------------|------------|------------|------------|----------|----------|-----------|------------|-----------|-------------|-------------|----------|
| 2005-06    | 7         | 314         | 49         | 99         | .495        | 6         | 30         | .200        | 30         | 45         | 667        | 15         | 62         | 77         | 34         | -        | -        | 3         | 23         | 8         | 134         | 19.1        | -        |
| 2006-07    | 5         | 192         | 41         | 85         | .482        | 3         | 11         | .273        | 12         | 24         | 500        | 20         | 45         | 65         | 11         | -        | -        | 2         | 10         | 6         | 97          | 19.4        | -        |
| 2007-08    | 21        | 786         | 107        | 218        | .491        | 3         | 11         | .273        | 84         | 127        | 661        | 47         | 162        | 209        | 62         | -        | -        | 14        | 47         | 27        | 303         | 14.3        | -        |
| 2008-09    | 23        | 735         | 108        | 206        | .524        | 18        | 35         | .514        | 49         | 80         | 613        | 64         | 146        | 210        | 62         | -        | -        | 16        | 39         | 31        | 283         | 12.3        | -        |
| 2009-10    | 23        | 667         | 91         | 194        | .469        | 10        | 41         | .244        | 30         | 50         | 600        | 60         | 138        | 198        | 46         | -        | -        | 15        | 28         | 21        | 222         | 9.7         | -        |
| 2010-11    | 10        | 286         | 45         | 98         | .459        | 4         | 20         | .200        | 27         | 38         | 711        | 13         | 52         | 65         | 21         | -        | -        | 2         | 15         | 4         | 121         | 12.1        | -        |
| <b>TOT</b> | <b>89</b> | <b>2980</b> | <b>441</b> | <b>900</b> | <b>.490</b> | <b>44</b> | <b>148</b> | <b>.297</b> | <b>232</b> | <b>364</b> | <b>637</b> | <b>219</b> | <b>605</b> | <b>824</b> | <b>216</b> | <b>-</b> | <b>-</b> | <b>52</b> | <b>162</b> | <b>97</b> | <b>1158</b> | <b>13.0</b> | <b>-</b> |

## JAWANN OLDHAM - 7-0, 220 - SEATTLE

JULY 4, 1957

### REGULAR SEASON

| G       | Min. | FG | FGA | Pct. | 3FG  | 3FGA | PCT | FT | FTA | Pct. | Off. | Def. | Tot. | Ast. | PF | Do. | StL. | TO | Blk. | Pts. | Avg. | HI  |   |
|---------|------|----|-----|------|------|------|-----|----|-----|------|------|------|------|------|----|-----|------|----|------|------|------|-----|---|
| 1989-90 | 3    | 9  | 2   | 3    | .667 | 0    | 0   | -  | 1   | 2    | 500  | 0    | 1    | 1    | 1  | 3   | 0    | 0  | 1    | 0    | 5    | 1.7 | 3 |

## SHAQUILLE O'NEAL - 7-1, 340 - LOUISIANA STATE

MARCH 6, 1972

### REGULAR SEASON

| G          | Min.       | FG           | FGA         | Pct.        | 3FG         | 3FGA     | PCT      | FT          | FTA         | Pct.        | Off.       | Def.        | Tot.        | Ast.        | PF          | Do.         | StL.      | TO         | Blk.        | Pts.        | Avg.         | HI          |          |
|------------|------------|--------------|-------------|-------------|-------------|----------|----------|-------------|-------------|-------------|------------|-------------|-------------|-------------|-------------|-------------|-----------|------------|-------------|-------------|--------------|-------------|----------|
| 1996-97    | 51         | 1941         | 552         | 991         | .557        | 0        | 4        | .000        | 232         | 479         | 484        | 195         | 445         | 640         | 159         | 180         | 2         | 46         | 146         | 147         | 1336         | 26.2        | 42       |
| 1997-98    | 60         | 2175         | 670         | 1147        | .584        | 0        | 0        | -           | 359         | 681         | 527        | 208         | 473         | 681         | 142         | 193         | 1         | 39         | 175         | 144         | 1699         | 28.3        | 50       |
| 1998-99    | 49         | 1765         | 510         | 885         | .576        | 0        | 1        | .000        | 269         | 498         | 540        | 187         | 338         | 525         | 114         | 155         | 4         | 36         | 122         | 82          | 1289         | 26.3        | 38       |
| 1999-00    | 79         | 3163         | 956         | 1665        | .574        | 0        | 1        | .000        | 432         | 824         | 524        | 336         | 742         | 1078        | 299         | 255         | 2         | 36         | 223         | 239         | 2344         | 29.7        | 61       |
| 2000-01    | 74         | 2924         | 813         | 1422        | .572        | 0        | 2        | .000        | 499         | 972         | 513        | 291         | 649         | 940         | 277         | 256         | 6         | 47         | 218         | 204         | 2125         | 28.7        | 41       |
| 2001-02    | 67         | 2422         | 712         | 1229        | .579        | 0        | 1        | .000        | 398         | 717         | 555        | 235         | 480         | 715         | 200         | 199         | 2         | 41         | 171         | 137         | 1822         | 27.2        | 46       |
| 2002-03    | 67         | 2535         | 695         | 1211        | .574        | 0        | 0        | -           | 451         | 725         | 622        | 259         | 483         | 742         | 206         | 229         | 4         | 38         | 196         | 159         | 1841         | 27.5        | 48       |
| 2003-04    | 67         | 2464         | 554         | 948         | .584        | 0        | 0        | -           | 331         | 676         | 490        | 246         | 523         | 769         | 196         | 225         | 3         | 34         | 195         | 166         | 1439         | 21.5        | 37       |
| <b>TOT</b> | <b>514</b> | <b>19329</b> | <b>5462</b> | <b>9498</b> | <b>.575</b> | <b>0</b> | <b>9</b> | <b>.000</b> | <b>2971</b> | <b>5572</b> | <b>533</b> | <b>1957</b> | <b>4133</b> | <b>6090</b> | <b>1593</b> | <b>1692</b> | <b>24</b> | <b>317</b> | <b>1446</b> | <b>1278</b> | <b>13895</b> | <b>27.0</b> | <b>-</b> |

### PLAYOFFS

| G       | Min. | FG   | FGA | Pct. | 3FG  | 3FGA | PCT | FT | FTA | Pct. | Off. | Def. | Tot. | Ast. | PF | Do. | StL. | TO | Blk. | Pts. | Avg. | HI   |   |
|---------|------|------|-----|------|------|------|-----|----|-----|------|------|------|------|------|----|-----|------|----|------|------|------|------|---|
| 1996-97 | 9    | 326  | 89  | 173  | .514 | 0    | 0   | -  | 64  | 105  | 610  | 38   | 57   | 95   | 29 | -   | -    | 5  | 22   | 17   | 242  | 26.9 | - |
| 1997-98 | 13   | 501  | 158 | 258  | .612 | 0    | 0   | -  | 80  | 159  | 503  | 48   | 84   | 132  | 38 | -   | -    | 7  | 43   | 34   | 396  | 30.5 | - |
| 1998-99 | 8    | 315  | 79  | 155  | .510 | 0    | 0   | -  | 55  | 118  | 466  | 44   | 49   | 93   | 18 | -   | -    | 7  | 18   | 23   | 213  | 26.6 | - |
| 1999-00 | 23   | 1000 | 286 | 505  | .566 | 0    | 0   | -  | 135 | 296  | 456  | 119  | 236  | 355  | 71 | -   | -    | 13 | 56   | 55   | 707  | 30.7 | - |
| 2000-01 | 16   | 676  | 191 | 344  | .555 | 0    | 0   | -  | 105 | 200  | 525  | 91   | 156  | 247  | 51 | -   | -    | 7  | 57   | 38   | 487  | 30.4 | - |
| 2001-02 | 19   | 776  | 203 | 384  | .529 | 0    | 0   | -  | 135 | 208  | 649  | 67   | 172  | 239  | 54 | -   | -    | 10 | 62   | 48   | 541  | 28.5 | - |
| 2002-03 |      |      |     |      |      |      |     |    |     |      |      |      |      |      |    |     |      |    |      |      |      |      |   |

# ALL-TIME ROSTER WITH STATISTICS



## KEITH OWENS - 6-7, 225 - UCLA

MAY 31, 1969

### REGULAR SEASON

|         | G  | Min. | FG | FGA | Pct. | 3FG | 3FGA | PCT | FT | FTA | Pct. | Off. | Def. | Tot. | Ast. | PF | Dq. | Stl. | TO | Blk. | Pts. | Avg. | Hi |
|---------|----|------|----|-----|------|-----|------|-----|----|-----|------|------|------|------|------|----|-----|------|----|------|------|------|----|
| 1991-92 | 20 | 80   | 9  | 32  | .281 | 0   | 0    | -   | 8  | 10  | .800 | 8    | 7    | 15   | 3    | 11 | 0   | 5    | 2  | 4    | 26   | 1.3  | 8  |

## JANNERO PARGO - 6-1, 175 - ARKANSAS

OCTOBER 22, 1979

### REGULAR SEASON

|            | G         | Min.       | FG        | FGA        | Pct.        | 3FG      | 3FGA      | PCT         | FT       | FTA      | Pct.         | Off.     | Def.      | Tot.      | Ast.      | PF        | Dq.      | Stl.      | TO        | Blk.     | Pts.      | Avg.       | Hi       |
|------------|-----------|------------|-----------|------------|-------------|----------|-----------|-------------|----------|----------|--------------|----------|-----------|-----------|-----------|-----------|----------|-----------|-----------|----------|-----------|------------|----------|
| 2002-03    | 34        | 342        | 37        | 93         | .398        | 7        | 24        | .292        | 4        | 4        | 1.000        | 9        | 28        | 37        | 39        | 45        | 0        | 13        | 23        | 2        | 85        | 2.5        | 18       |
| 2003-04    | 13        | 63         | 6         | 16         | .375        | 2        | 4         | .500        | 0        | 0        | -            | 0        | 6         | 6         | 11        | 5         | 0        | 2         | 12        | 0        | 14        | 1.1        | 5        |
| <b>TOT</b> | <b>47</b> | <b>405</b> | <b>43</b> | <b>109</b> | <b>.395</b> | <b>9</b> | <b>28</b> | <b>.321</b> | <b>4</b> | <b>4</b> | <b>1.000</b> | <b>9</b> | <b>34</b> | <b>43</b> | <b>50</b> | <b>50</b> | <b>0</b> | <b>15</b> | <b>35</b> | <b>2</b> | <b>99</b> | <b>2.1</b> | <b>-</b> |

### PLAYOFFS

|         | G  | Min. | FG | FGA | Pct. | 3FG | 3FGA | PCT  | FT | FTA | Pct. | Off. | Def. | Tot. | Ast. | PF | Dq. | Stl. | TO | Blk. | Pts. | Avg. | Hi |
|---------|----|------|----|-----|------|-----|------|------|----|-----|------|------|------|------|------|----|-----|------|----|------|------|------|----|
| 2002-03 | 11 | 129  | 8  | 24  | .333 | 4   | 15   | .267 | 3  | 4   | .750 | 3    | 6    | 9    | 14   | -  | -   | 8    | 7  | 1    | 23   | 2.1  | -  |

## WILLIAM "SMUSH" PARKER - 6-4, 180 - FORDHAM

JUNE 1, 1981

### REGULAR SEASON

|            | G          | Min.        | FG         | FGA         | Pct.        | 3FG        | 3FGA       | PCT         | FT         | FTA        | Pct.        | Off.      | Def.       | Tot.       | Ast.       | PF         | Dq.      | Stl.       | TO         | Blk.      | Pts.        | Avg.        | Hi       |
|------------|------------|-------------|------------|-------------|-------------|------------|------------|-------------|------------|------------|-------------|-----------|------------|------------|------------|------------|----------|------------|------------|-----------|-------------|-------------|----------|
| 2005-06    | 82         | 2773        | 348        | 779         | .447        | 120        | 328        | .366        | 125        | 180        | .694        | 37        | 234        | 271        | 302        | 213        | 1        | 140        | 147        | 16        | 941         | 11.5        | 24       |
| 2006-07    | 82         | 2457        | 342        | 785         | .436        | 110        | 301        | .365        | 113        | 175        | .646        | 45        | 161        | 206        | 228        | 211        | 4        | 119        | 153        | 10        | 907         | 11.1        | 26       |
| <b>TOT</b> | <b>164</b> | <b>5230</b> | <b>690</b> | <b>1564</b> | <b>.441</b> | <b>230</b> | <b>629</b> | <b>.366</b> | <b>238</b> | <b>355</b> | <b>.670</b> | <b>82</b> | <b>395</b> | <b>477</b> | <b>530</b> | <b>424</b> | <b>5</b> | <b>259</b> | <b>300</b> | <b>26</b> | <b>1848</b> | <b>11.3</b> | <b>-</b> |

### PLAYOFFS

|            | G         | Min.       | FG        | FGA       | Pct.        | 3FG      | 3FGA      | PCT         | FT        | FTA       | Pct.         | Off.      | Def.      | Tot.      | Ast.      | PF       | Dq.      | Stl.      | TO        | Blk.     | Pts.      | Avg.       | Hi       |
|------------|-----------|------------|-----------|-----------|-------------|----------|-----------|-------------|-----------|-----------|--------------|-----------|-----------|-----------|-----------|----------|----------|-----------|-----------|----------|-----------|------------|----------|
| 2005-06    | 7         | 258        | 24        | 72        | .333        | 4        | 26        | .154        | 10        | 10        | 1.000        | 9         | 12        | 21        | 11        | -        | -        | 15        | 12        | 1        | 62        | 8.9        | -        |
| 2006-07    | 5         | 59         | 3         | 14        | .214        | 1        | 6         | .167        | 4         | 4         | 1.000        | 4         | 3         | 7         | 3         | -        | -        | 3         | 3         | 1        | 11        | 2.2        | -        |
| <b>TOT</b> | <b>12</b> | <b>317</b> | <b>27</b> | <b>86</b> | <b>.314</b> | <b>5</b> | <b>32</b> | <b>.156</b> | <b>14</b> | <b>14</b> | <b>1.000</b> | <b>13</b> | <b>15</b> | <b>28</b> | <b>14</b> | <b>-</b> | <b>-</b> | <b>18</b> | <b>15</b> | <b>2</b> | <b>73</b> | <b>6.1</b> | <b>-</b> |

## MYLES PATRICK - 6-8, 220 - AUBURN

NOVEMBER 16, 1954

### REGULAR SEASON

|         | G | Min. | FG | FGA | Pct. | 3FG | 3FGA | PCT | FT | FTA | Pct. | Off. | Def. | Tot. | Ast. | PF | Dq. | Stl. | TO | Blk. | Pts. | Avg. | Hi |
|---------|---|------|----|-----|------|-----|------|-----|----|-----|------|------|------|------|------|----|-----|------|----|------|------|------|----|
| 1980-81 | 3 | 9    | 2  | 5   | .400 | 0   | 0    | -   | 1  | 2   | .500 | 1    | 1    | 2    | 1    | 3  | 0   | 0    | 1  | 0    | 5    | 1.7  | 3  |

## RUBEN PATTERSON - 6-6, 227 - CINCINNATI

JULY 3, 1975

### REGULAR SEASON

|         | G  | Min. | FG | FGA | Pct. | 3FG | 3FGA | PCT  | FT | FTA | Pct. | Off. | Def. | Tot. | Ast. | PF | Dq. | Stl. | TO | Blk. | Pts. | Avg. | Hi |
|---------|----|------|----|-----|------|-----|------|------|----|-----|------|------|------|------|------|----|-----|------|----|------|------|------|----|
| 1998-99 | 24 | 144  | 21 | 51  | .412 | 1   | 6    | .167 | 22 | 31  | .710 | 17   | 13   | 30   | 2    | 16 | 0   | 5    | 12 | 3    | 65   | 2.7  | 11 |

### PLAYOFFS

|         | G | Min. | FG | FGA | Pct. | 3FG | 3FGA | PCT | FT | FTA | Pct. | Off. | Def. | Tot. | Ast. | PF | Dq. | Stl. | TO | Blk. | Pts. | Avg. | Hi |
|---------|---|------|----|-----|------|-----|------|-----|----|-----|------|------|------|------|------|----|-----|------|----|------|------|------|----|
| 1998-99 | 3 | 5    | 0  | 1   | .000 | 0   | 0    | -   | 0  | 0   | -    | 0    | 0    | 0    | 0    | -  | -   | 0    | 1  | 0    | 0    | 0.0  | -  |

## JIM PAXSON - 6-6, 200 - DAYTON

DECEMBER 19, 1932

### REGULAR SEASON

|         | G  | Min. | FG  | FGA | Pct. | 3FG | 3FGA | PCT | FT  | FTA | Pct. | Off. | Def. | Tot. | Ast. | PF  | Dq. | Stl. | TO | Blk. | Pts. | Avg. | Hi |
|---------|----|------|-----|-----|------|-----|------|-----|-----|-----|------|------|------|------|------|-----|-----|------|----|------|------|------|----|
| 1956-57 | 71 | 1274 | 138 | 485 | .285 | -   | -    | -   | 170 | 236 | .720 | -    | -    | 266  | 86   | 163 | 3   | -    | -  | -    | 446  | 6.3  | -  |

### PLAYOFFS

|         | G | Min. | FG | FGA | Pct. | 3FG | 3FGA | PCT | FT | FTA | Pct. | Off. | Def. | Tot. | Ast. | PF | Dq. | Stl. | TO | Blk. | Pts. | Avg. | Hi |
|---------|---|------|----|-----|------|-----|------|-----|----|-----|------|------|------|------|------|----|-----|------|----|------|------|------|----|
| 1956-57 | 5 | 54   | 9  | 27  | .333 | -   | -    | -   | 7  | 14  | .500 | -    | -    | 14   | 3    | -  | -   | -    | -  | -    | 25   | 5.0  | -  |

## GARY PAYTON - 6-4, 190 - OREGON STATE

JULY 23, 1968

### REGULAR SEASON

|         | G  | Min. | FG  | FGA  | Pct. | 3FG | 3FGA | PCT  | FT  | FTA | Pct. | Off. | Def. | Tot. | Ast. | PF  | Dq. | Stl. | TO  | Blk. | Pts. | Avg. | Hi |
|---------|----|------|-----|------|------|-----|------|------|-----|-----|------|------|------|------|------|-----|-----|------|-----|------|------|------|----|
| 2003-04 | 82 | 2825 | 482 | 1024 | .471 | 55  | 165  | .333 | 180 | 252 | .714 | 72   | 270  | 342  | 449  | 169 | 0   | 96   | 151 | 19   | 1199 | 14.6 | 30 |

### PLAYOFFS

|         | G  | Min. | FG | FGA | Pct. | 3FG | 3FGA | PCT  | FT | FTA | Pct. | Off. | Def. | Tot. | Ast. | PF | Dq. | Stl. | TO | Blk. | Pts. | Avg. | Hi |
|---------|----|------|----|-----|------|-----|------|------|----|-----|------|------|------|------|------|----|-----|------|----|------|------|------|----|
| 2003-04 | 22 | 773  | 68 | 186 | .366 | 14  | 56   | .250 | 21 | 28  | .750 | 19   | 53   | 72   | 116  | -  | -   | 23   | 28 | 4    | 171  | 7.8  | -  |

## ANTHONY PEELER - 6-4, 215 - MISSOURI

NOVEMBER 25, 1969

### REGULAR SEASON

|            | G          | Min.        | FG          | FGA         | Pct.        | 3FG        | 3FGA       | PCT         | FT         | FTA        | Pct.        | Off.       | Def.       | Tot.       | Ast.       | PF         | Dq.      | Stl.       | TO         | Blk.      | Pts.        | Avg.        | Hi       |
|------------|------------|-------------|-------------|-------------|-------------|------------|------------|-------------|------------|------------|-------------|------------|------------|------------|------------|------------|----------|------------|------------|-----------|-------------|-------------|----------|
| 1992-93    | 77         | 1658        | 297         | 634         | .468        | 46         | 118        | .390        | 162        | 206        | .786        | 64         | 115        | 179        | 166        | 193        | 0        | 60         | 123        | 14        | 802         | 10.4        | 25       |
| 1993-94    | 30         | 923         | 176         | 409         | .430        | 14         | 63         | .222        | 57         | 71         | .803        | 48         | 61         | 109        | 94         | 93         | 0        | 43         | 59         | 8         | 423         | 14.1        | 28       |
| 1994-95    | 73         | 1559        | 285         | 659         | .432        | 84         | 216        | .389        | 102        | 128        | .797        | 62         | 106        | 168        | 122        | 143        | 1        | 52         | 82         | 13        | 756         | 10.4        | 27       |
| 1995-96    | 73         | 1608        | 272         | 602         | .452        | 105        | 254        | .413        | 61         | 86         | .709        | 45         | 92         | 137        | 118        | 139        | 0        | 59         | 56         | 10        | 710         | 9.7         | 25       |
| <b>TOT</b> | <b>253</b> | <b>5746</b> | <b>1030</b> | <b>2304</b> | <b>.447</b> | <b>249</b> | <b>651</b> | <b>.382</b> | <b>382</b> | <b>491</b> | <b>.778</b> | <b>219</b> | <b>374</b> | <b>593</b> | <b>500</b> | <b>568</b> | <b>1</b> | <b>214</b> | <b>320</b> | <b>45</b> | <b>2691</b> | <b>10.6</b> | <b>-</b> |

### PLAYOFFS

|            | G         | Min.       | FG        | FGA        | Pct.        | 3FG       | 3FGA      | PCT         | FT        | FTA       | Pct.        | Off.      | Def.      | Tot.      | Ast.      | PF       | Dq.      | Stl.      | TO        | Blk.     | Pts.       | Avg.       | Hi       |
|------------|-----------|------------|-----------|------------|-------------|-----------|-----------|-------------|-----------|-----------|-------------|-----------|-----------|-----------|-----------|----------|----------|-----------|-----------|----------|------------|------------|----------|
| 1994-95    | 10        | 268        | 32        | 79         | .405        | 8         | 31        | .258        | 17        | 22        | .773        | 8         | 20        | 28        | 25        | -        | -        | 10        | 12        | 2        | 89         | 8.9        | -        |
| 1995-96    | 3         | 72         | 9         | 27         | .333        | 6         | 14        | .429        | 4         | 4         | 1.000       | 2         | 6         | 8         | 3         | -        | -        | 6         | 3         | 0        | 28         | 9.3        | -        |
| <b>TOT</b> | <b>13</b> | <b>340</b> | <b>41</b> | <b>106</b> | <b>.738</b> | <b>14</b> | <b>45</b> | <b>.687</b> | <b>21</b> | <b>26</b> | <b>.808</b> | <b>10</b> | <b>26</b> | <b>36</b> | <b>28</b> | <b>-</b> | <b>-</b> | <b>16</b> | <b>15</b> | <b>2</b> | <b>117</b> | <b>9.0</b> | <b>-</b> |





# ALL-TIME ROSTER WITH STATISTICS

## MIKE PENBERTHY - 6-3, 185 - THE MASTERS COLLEGE

NOVEMBER 29, 1974

### REGULAR SEASON

| G          | Min.      | FG         | FGA       | Pct.       | 3FG         | 3FGA      | PCT        | FT          | FTA       | Pct.      | Off.       | Def.      | Tot.      | Ast.      | PF        | Do.       | StL.     | TO        | Blk.      | Pts.     | Avg.       | HI         |          |
|------------|-----------|------------|-----------|------------|-------------|-----------|------------|-------------|-----------|-----------|------------|-----------|-----------|-----------|-----------|-----------|----------|-----------|-----------|----------|------------|------------|----------|
| 2000-01    | 53        | 851        | 92        | 222        | .414        | 55        | 139        | .396        | 28        | 31        | 903        | 10        | 53        | 63        | 71        | 57        | 0        | 22        | 34        | 2        | 267        | 5.0        | 16       |
| 2001-02    | 3         | 12         | 1         | 2          | .500        | 0         | 0          | -           | 3         | 4         | 750        | 0         | 2         | 2         | 2         | 0         | 0        | 2         | 0         | 0        | 5          | 1.7        | 2        |
| <b>TOT</b> | <b>56</b> | <b>863</b> | <b>93</b> | <b>224</b> | <b>.415</b> | <b>55</b> | <b>139</b> | <b>.396</b> | <b>31</b> | <b>35</b> | <b>886</b> | <b>10</b> | <b>55</b> | <b>65</b> | <b>73</b> | <b>57</b> | <b>0</b> | <b>24</b> | <b>34</b> | <b>2</b> | <b>272</b> | <b>4.9</b> | <b>-</b> |

## SAM PERKINS - 6-9, 255 - NORTH CAROLINA

JUNE 14, 1961

### REGULAR SEASON

| G          | Min.       | FG          | FGA        | Pct.        | 3FG         | 3FGA      | PCT        | FT          | FTA        | Pct.       | Off.       | Def.       | Tot.        | Ast.        | PF         | Do.        | StL.     | TO         | Blk.       | Pts.       | Avg.        | HI          |          |
|------------|------------|-------------|------------|-------------|-------------|-----------|------------|-------------|------------|------------|------------|------------|-------------|-------------|------------|------------|----------|------------|------------|------------|-------------|-------------|----------|
| 1990-91    | 73         | 2504        | 368        | 744         | .495        | 18        | 64         | .281        | 229        | 279        | 821        | 167        | 371         | 538         | 108        | 247        | 2        | 64         | 103        | 78         | 983         | 13.5        | 32       |
| 1991-92    | 63         | 2332        | 361        | 803         | .450        | 15        | 69         | .217        | 304        | 372        | 817        | 192        | 364         | 556         | 141        | 192        | 1        | 64         | 83         | 62         | 1041        | 16.5        | 29       |
| 1992-93    | 49         | 1589        | 242        | 527         | .459        | 5         | 29         | .172        | 184        | 222        | 829        | 111        | 268         | 379         | 128        | 139        | 0        | 40         | 76         | 51         | 673         | 13.7        | 26       |
| <b>TOT</b> | <b>185</b> | <b>6425</b> | <b>971</b> | <b>2074</b> | <b>.456</b> | <b>38</b> | <b>162</b> | <b>.235</b> | <b>717</b> | <b>873</b> | <b>821</b> | <b>470</b> | <b>1003</b> | <b>1473</b> | <b>377</b> | <b>578</b> | <b>3</b> | <b>168</b> | <b>262</b> | <b>191</b> | <b>2697</b> | <b>14.6</b> | <b>-</b> |

### PLAYOFFS

| G       | Min. | FG  | FGA | Pct. | 3FG  | 3FGA | PCT | FT   | FTA | Pct. | Off. | Def. | Tot. | Ast. | PF | Do. | StL. | TO | Blk. | Pts. | Avg. | HI |
|---------|------|-----|-----|------|------|------|-----|------|-----|------|------|------|------|------|----|-----|------|----|------|------|------|----|
| 1990-91 | 19   | 752 | 121 | 221  | .548 | 11   | 30  | .367 | 83  | 109  | 761  | 41   | 116  | 157  | 33 | -   | 15   | 37 | 27   | 336  | 17.7 | -  |

## JOHN PILCH - 6-3, 185 - WYOMING

JULY 11, 1925

### REGULAR SEASON

| G       | Min. | FG | FGA | Pct. | 3FG  | 3FGA | PCT | FT | FTA | Pct. | Off. | Def. | Tot. | Ast. | PF | Do. | StL. | TO | Blk. | Pts. | Avg. | HI |
|---------|------|----|-----|------|------|------|-----|----|-----|------|------|------|------|------|----|-----|------|----|------|------|------|----|
| 1951-52 | 9    | 41 | 1   | 10   | .100 | -    | -   | -  | 3   | 6    | 500  | -    | -    | 9    | 2  | 10  | 0    | -  | -    | 5    | 0.6  | -  |

## JIM POLLARD - 6-4, 190 - STANFORD

JULY 9, 1922

### REGULAR SEASON

| G          | Min.       | FG          | FGA         | Pct.        | 3FG         | 3FGA     | PCT      | FT       | FTA         | Pct.        | Off.       | Def.     | Tot.     | Ast.        | PF          | Do.         | StL.      | TO       | Blk.     | Pts.        | Avg.        | HI       |
|------------|------------|-------------|-------------|-------------|-------------|----------|----------|----------|-------------|-------------|------------|----------|----------|-------------|-------------|-------------|-----------|----------|----------|-------------|-------------|----------|
| 1948-49    | 53         | -           | 314         | 792         | .396        | -        | -        | -        | 156         | 227         | 687        | -        | -        | -           | 142         | 144         | -         | -        | -        | 784         | 14.8        | -        |
| 1949-50    | 66         | -           | 394         | 1140        | .346        | -        | -        | -        | 185         | 242         | 764        | -        | -        | -           | 252         | 143         | -         | -        | -        | 973         | 14.7        | -        |
| 1950-51    | 54         | -           | 256         | 728         | .352        | -        | -        | -        | 117         | 156         | 750        | -        | -        | 484         | 184         | 157         | 4         | -        | -        | 629         | 11.6        | -        |
| 1951-52    | 65         | 2545        | 411         | 1155        | .356        | -        | -        | -        | 183         | 260         | 704        | -        | -        | 593         | 234         | 199         | 4         | -        | -        | 1005        | 15.5        | -        |
| 1952-53    | 66         | 2403        | 333         | 933         | .357        | -        | -        | -        | 193         | 251         | 769        | -        | -        | 452         | 231         | 194         | 3         | -        | -        | 859         | 13.0        | -        |
| 1953-54    | 71         | 2483        | 326         | 882         | .370        | -        | -        | -        | 179         | 230         | 778        | -        | -        | 500         | 214         | 161         | 0         | -        | -        | 831         | 11.7        | -        |
| 1954-55    | 63         | 1960        | 265         | 749         | .354        | -        | -        | -        | 151         | 186         | 812        | -        | -        | 458         | 160         | 147         | 3         | -        | -        | 681         | 10.8        | -        |
| <b>TOT</b> | <b>438</b> | <b>9391</b> | <b>2299</b> | <b>6379</b> | <b>.360</b> | <b>-</b> | <b>-</b> | <b>-</b> | <b>1164</b> | <b>1552</b> | <b>750</b> | <b>-</b> | <b>-</b> | <b>2487</b> | <b>1417</b> | <b>1145</b> | <b>14</b> | <b>-</b> | <b>-</b> | <b>5762</b> | <b>13.2</b> | <b>-</b> |

### PLAYOFFS

| G          | Min.      | FG          | FGA        | Pct.        | 3FG         | 3FGA     | PCT      | FT       | FTA        | Pct.       | Off.       | Def.     | Tot.     | Ast.       | PF         | Do.      | StL.     | TO       | Blk.     | Pts.       | Avg.        | HI       |
|------------|-----------|-------------|------------|-------------|-------------|----------|----------|----------|------------|------------|------------|----------|----------|------------|------------|----------|----------|----------|----------|------------|-------------|----------|
| 1948-49    | 10        | -           | 43         | 147         | .293        | -        | -        | -        | 44         | 62         | 710        | -        | -        | 39         | -          | -        | -        | -        | -        | 130        | 13.0        | -        |
| 1949-50    | 12        | -           | 50         | 175         | .286        | -        | -        | -        | 44         | 62         | 710        | -        | -        | 56         | -          | -        | -        | -        | -        | 144        | 12.0        | -        |
| 1950-51    | 7         | -           | 35         | 108         | .324        | -        | -        | -        | 25         | 30         | 833        | -        | -        | 62         | 27         | -        | -        | -        | -        | 95         | 13.6        | -        |
| 1951-52    | 11        | 469         | 70         | 173         | .405        | -        | -        | -        | 37         | 50         | 740        | -        | -        | 71         | 33         | -        | -        | -        | -        | 177        | 16.1        | -        |
| 1952-53    | 12        | 455         | 62         | 167         | .371        | -        | -        | -        | 48         | 62         | 774        | -        | -        | 86         | 49         | -        | -        | -        | -        | 172        | 14.3        | -        |
| 1953-54    | 13        | 543         | 56         | 155         | .361        | -        | -        | -        | 48         | 60         | 800        | -        | -        | 110        | 41         | -        | -        | -        | -        | 160        | 12.3        | -        |
| 1954-55    | 7         | 257         | 33         | 104         | .317        | -        | -        | -        | 33         | 46         | 717        | -        | -        | 78         | 14         | -        | -        | -        | -        | 99         | 14.1        | -        |
| <b>TOT</b> | <b>72</b> | <b>1724</b> | <b>349</b> | <b>1029</b> | <b>.339</b> | <b>-</b> | <b>-</b> | <b>-</b> | <b>279</b> | <b>372</b> | <b>750</b> | <b>-</b> | <b>-</b> | <b>407</b> | <b>259</b> | <b>-</b> | <b>-</b> | <b>-</b> | <b>-</b> | <b>977</b> | <b>13.6</b> | <b>-</b> |

## JOSH POWELL - 6-9, 240 - NORTH CAROLINA STATE

JANUARY 25, 1983

### REGULAR SEASON

| G          | Min.       | FG          | FGA        | Pct.       | 3FG         | 3FGA     | PCT       | FT          | FTA       | Pct.      | Off.       | Def.       | Tot.       | Ast.       | PF        | Do.        | StL.     | TO        | Blk.      | Pts.      | Avg.       | HI         |          |
|------------|------------|-------------|------------|------------|-------------|----------|-----------|-------------|-----------|-----------|------------|------------|------------|------------|-----------|------------|----------|-----------|-----------|-----------|------------|------------|----------|
| 2008-09    | 60         | 703         | 106        | 239        | .444        | 0        | 0         | -           | 38        | 50        | 760        | 71         | 105        | 176        | 27        | 98         | 0        | 9         | 51        | 17        | 250        | 4.2        | 17       |
| 2009-10    | 63         | 581         | 71         | 194        | .366        | 7        | 16        | .438        | 20        | 31        | 645        | 44         | 72         | 116        | 35        | 71         | 0        | 9         | 33        | 6         | 169        | 2.7        | 14       |
| <b>TOT</b> | <b>123</b> | <b>1284</b> | <b>177</b> | <b>433</b> | <b>.409</b> | <b>7</b> | <b>16</b> | <b>.438</b> | <b>58</b> | <b>81</b> | <b>716</b> | <b>115</b> | <b>177</b> | <b>292</b> | <b>62</b> | <b>169</b> | <b>0</b> | <b>18</b> | <b>84</b> | <b>23</b> | <b>419</b> | <b>3.4</b> | <b>-</b> |

### PLAYOFFS

| G          | Min.      | FG         | FGA       | Pct.      | 3FG         | 3FGA     | PCT      | FT          | FTA      | Pct.      | Off.       | Def.     | Tot.      | Ast.      | PF       | Do.      | StL.     | TO       | Blk.     | Pts.      | Avg.       | HI       |
|------------|-----------|------------|-----------|-----------|-------------|----------|----------|-------------|----------|-----------|------------|----------|-----------|-----------|----------|----------|----------|----------|----------|-----------|------------|----------|
| 2008-09    | 14        | 73         | 11        | 26        | .423        | 1        | 1        | 1.000       | 6        | 6         | 1.000      | 7        | 10        | 17        | 4        | -        | 0        | 4        | 1        | 29        | 2.1        | -        |
| 2009-10    | 13        | 40         | 3         | 8         | .375        | 0        | 1        | .000        | 3        | 4         | 750        | 2        | 4         | 6         | 1        | -        | 0        | 1        | 0        | 9         | 0.7        | -        |
| <b>TOT</b> | <b>27</b> | <b>113</b> | <b>14</b> | <b>34</b> | <b>.412</b> | <b>1</b> | <b>2</b> | <b>.500</b> | <b>9</b> | <b>10</b> | <b>900</b> | <b>9</b> | <b>14</b> | <b>23</b> | <b>5</b> | <b>-</b> | <b>0</b> | <b>5</b> | <b>1</b> | <b>38</b> | <b>1.4</b> | <b>-</b> |

## JIM PRICE - 6-2, 195 - LOUISVILLE

NOVEMBER 27, 1949

### REGULAR SEASON

| G          | Min.       | FG          | FGA        | Pct.        | 3FG         | 3FGA     | PCT      | FT       | FTA        | Pct.       | Off.       | Def.       | Tot.       | Ast.       | PF         | Do.        | StL.     | TO         | Blk.       | Pts.      | Avg.        | HI         |          |
|------------|------------|-------------|------------|-------------|-------------|----------|----------|----------|------------|------------|------------|------------|------------|------------|------------|------------|----------|------------|------------|-----------|-------------|------------|----------|
| 1972-73    | 59         | 828         | 158        | 359         | .440        | -        | -        | -        | 60         | 73         | 822        | -          | -          | 115        | 97         | 119        | 1        | -          | -          | 376       | 6.4         | -          |          |
| 1973-74    | 82         | 2628        | 538        | 1197        | .449        | -        | -        | -        | 187        | 234        | 799        | 120        | 258        | 378        | 369        | 229        | 2        | 157        | -          | 29        | 1263        | 15.4       | 31       |
| 1974-75    | 9          | 339         | 75         | 167         | .449        | -        | -        | -        | 41         | 45         | 911        | 17         | 26         | 43         | 63         | 36         | 1        | 21         | -          | 3         | 191         | 21.2       | 27       |
| 1978-79    | 75         | 1207        | 171        | 344         | .497        | -        | -        | -        | 55         | 79         | 696        | 26         | 97         | 123        | 218        | 128        | 0        | 66         | 100        | 12        | 397         | 5.3        | 19       |
| <b>TOT</b> | <b>225</b> | <b>5002</b> | <b>942</b> | <b>2067</b> | <b>.458</b> | <b>-</b> | <b>-</b> | <b>-</b> | <b>343</b> | <b>431</b> | <b>796</b> | <b>163</b> | <b>381</b> | <b>659</b> | <b>747</b> | <b>512</b> | <b>4</b> | <b>244</b> | <b>100</b> | <b>44</b> | <b>2227</b> | <b>9.9</b> | <b>-</b> |

### PLAYOFFS

| G          | Min.      | FG         | FGA       | Pct.       | 3FG         | 3FGA     | PCT      | FT       | FTA       | Pct.      | Off.       | Def.     | Tot.     | Ast.      | PF        | Do.      | StL.     | TO       | Blk.     | Pts.      | Avg.       | HI       |
|------------|-----------|------------|-----------|------------|-------------|----------|----------|----------|-----------|-----------|------------|----------|----------|-----------|-----------|----------|----------|----------|----------|-----------|------------|----------|
| 1972-73    | 3         | 16         | 3         | 11         | .273        | -        | -        | -        | -         | -         | -          | -        | -        | 4         | 2         | -        | -        | -        | -        | 6         | 2.0        | -        |
| 1973-74    | 5         | 161        | 25        | 66         | .379        | -        | -        | -        | 9         | 13        | 692        | -        | -        | 19        | 13        | -        | -        | -        | -        | 59        | 11.8       | -        |
| 1978-79    | 8         | 128        | 9         | 30         | .300        | -        | -        | -        | 2         | 4         | 500        | -        | -        | 8         | 18        | -        | -        | -        | -        | 20        | 2.5        | -        |
| <b>TOT</b> | <b>16</b> | <b>305</b> | <b>37</b> | <b>107</b> | <b>.346</b> | <b>-</b> | <b>-</b> | <b>-</b> | <b>11</b> | <b>17</b> | <b>647</b> | <b>-</b> | <b>-</b> | <b>31</b> | <b>33</b> | <b>-</b> | <b>-</b> | <b>-</b> | <b>-</b> | <b>85</b> | <b>5.3</b> | <b>-</b> |

## RONNIE PRICE - 6-2, 180 - UTAH VALLEY STATE

JUNE 21, 1983

### REGULAR SEASON

| G       | Min. | FG  | FGA | Pct. | 3FG  | 3FGA | PCT | FT   | FTA | Pct. | Off. | Def. | Tot. | Ast. | PF  | Do. | StL. | TO | Blk. | Pts. | Avg. | HI |
|---------|------|-----|-----|------|------|------|-----|------|-----|------|------|------|------|------|-----|-----|------|----|------|------|------|----|
| 2014-15 | 43   | 982 | 77  | 223  | .345 | 31   | 109 | .284 | 36  | 45   | 800  | 19   | 50   | 69   | 165 | 118 | 2    | 67 | 52   |      |      |    |

# ALL-TIME ROSTER WITH STATISTICS



## LARON PROFIT - 6-5, 204 - MARYLAND

AUGUST 5, 1977

### REGULAR SEASON

| G       | Min. | FG  | FGA | Pct. | 3FG  | 3FGA | PCT | FT   | FTA | Pct. | Off. | Def. | Tot. | Ast. | PF | Dq. | Stl. | TO | Blk. | Prs. | Avg. | Hi  |    |
|---------|------|-----|-----|------|------|------|-----|------|-----|------|------|------|------|------|----|-----|------|----|------|------|------|-----|----|
| 2005-06 | 25   | 279 | 40  | 84   | .476 | 3    | 18  | .167 | 21  | 24   | .875 | 8    | 35   | 43   | 15 | 25  | 0    | 11 | 24   | 5    | 104  | 4.2 | 14 |

## VLADIMIR RADMANOVIC - 6-10, 235 - SERBIA AND MONTENEGRO

NOVEMBER 19, 1980

### REGULAR SEASON

| G          | Min.       | FG          | FGA        | Pct.       | 3FG         | 3FGA       | PCT        | FT          | FTA        | Pct.       | Off.        | Def.       | Tot.       | Ast.       | PF         | Dq.        | Stl.     | TO        | Blk.       | Prs.      | Avg.        | Hi         |          |
|------------|------------|-------------|------------|------------|-------------|------------|------------|-------------|------------|------------|-------------|------------|------------|------------|------------|------------|----------|-----------|------------|-----------|-------------|------------|----------|
| 2006-07    | 55         | 986         | 134        | 316        | .424        | 40         | 118        | .339        | 53         | 73         | .726        | 53         | 127        | 180        | 66         | 125        | 2        | 25        | 69         | 18        | 361         | 6.6        | 27       |
| 2007-08    | 65         | 1483        | 198        | 437        | .453        | 95         | 234        | .406        | 52         | 65         | .800        | 56         | 159        | 215        | 123        | 147        | 1        | 46        | 73         | 12        | 543         | 8.4        | 21       |
| 2008-09    | 46         | 771         | 95         | 214        | .444        | 60         | 136        | .441        | 23         | 27         | .852        | 18         | 99         | 117        | 38         | 51         | 0        | 28        | 47         | 7         | 273         | 5.9        | 18       |
| <b>TOT</b> | <b>166</b> | <b>3240</b> | <b>427</b> | <b>967</b> | <b>.442</b> | <b>195</b> | <b>488</b> | <b>.400</b> | <b>128</b> | <b>165</b> | <b>.776</b> | <b>127</b> | <b>385</b> | <b>512</b> | <b>227</b> | <b>323</b> | <b>3</b> | <b>99</b> | <b>189</b> | <b>37</b> | <b>1177</b> | <b>7.1</b> | <b>-</b> |

### PLAYOFFS

| G       | Min. | FG  | FGA | Pct. | 3FG  | 3FGA | PCT | FT   | FTA | Pct. | Off. | Def. | Tot. | Ast. | PF | Dq. | Stl. | TO | Blk. | Prs. | Avg. | Hi  |   |
|---------|------|-----|-----|------|------|------|-----|------|-----|------|------|------|------|------|----|-----|------|----|------|------|------|-----|---|
| 2007-08 | 21   | 481 | 67  | 151  | .444 | 29   | 78  | .372 | 5   | 6    | .833 | 23   | 57   | 80   | 31 | -   | -    | 13 | 21   | 1    | 168  | 8.0 | - |

## KURT RAMBIS - 6-8, 215 - SANTA CLARA

FEBRUARY 25, 1958

### REGULAR SEASON

| G          | Min.       | FG           | FGA         | Pct.        | 3FG         | 3FGA     | PCT      | FT          | FTA        | Pct.       | Off.        | Def.        | Tot.        | Ast.        | PF         | Dq.         | Stl.     | TO         | Blk.       | Prs.       | Avg.        | Hi         |          |
|------------|------------|--------------|-------------|-------------|-------------|----------|----------|-------------|------------|------------|-------------|-------------|-------------|-------------|------------|-------------|----------|------------|------------|------------|-------------|------------|----------|
| 1981-82    | 64         | 1131         | 118         | 228         | .518        | 0        | 1        | .000        | 59         | 117        | .504        | 116         | 232         | 348         | 56         | 167         | 2        | 60         | 77         | 76         | 295         | 4.6        | 16       |
| 1982-83    | 78         | 1806         | 235         | 413         | .569        | 0        | 2        | .000        | 114        | 166        | .687        | 164         | 367         | 531         | 90         | 233         | 2        | 105        | 145        | 63         | 584         | 7.5        | 21       |
| 1983-84    | 47         | 743          | 63          | 113         | .558        | 0        | 0        | -           | 42         | 66         | .636        | 82          | 184         | 266         | 34         | 108         | 0        | 30         | 56         | 14         | 168         | 3.6        | 10       |
| 1984-85    | 82         | 1617         | 181         | 327         | .554        | 0        | 0        | -           | 68         | 103        | .660        | 164         | 364         | 528         | 69         | 211         | 0        | 82         | 97         | 47         | 430         | 5.2        | 17       |
| 1985-86    | 74         | 1573         | 160         | 269         | .595        | 0        | 0        | -           | 88         | 122        | .721        | 156         | 361         | 517         | 69         | 198         | 0        | 66         | 97         | 33         | 408         | 5.5        | 18       |
| 1986-87    | 78         | 1514         | 163         | 313         | .521        | 0        | 0        | -           | 120        | 157        | .764        | 159         | 294         | 453         | 63         | 201         | 1        | 74         | 104        | 41         | 446         | 5.7        | 16       |
| 1987-88    | 70         | 845          | 102         | 186         | .548        | 0        | 0        | -           | 73         | 93         | .785        | 103         | 165         | 268         | 54         | 103         | 0        | 39         | 59         | 13         | 277         | 4.0        | 17       |
| 1993-94    | 50         | 635          | 59          | 114         | .518        | 0        | 1        | .000        | 46         | 71         | .648        | 84          | 105         | 189         | 32         | 89          | 0        | 22         | 26         | 13         | 164         | 3.3        | 13       |
| 1994-95    | 26         | 195          | 18          | 35          | .514        | 0        | 0        | -           | 8          | 12         | .667        | 10          | 24          | 34          | 16         | 35          | 0        | 3          | 8          | 9          | 44          | 1.7        | 9        |
| <b>TOT</b> | <b>569</b> | <b>10059</b> | <b>1099</b> | <b>1998</b> | <b>.550</b> | <b>0</b> | <b>4</b> | <b>.000</b> | <b>618</b> | <b>907</b> | <b>.681</b> | <b>1038</b> | <b>2096</b> | <b>3134</b> | <b>483</b> | <b>1345</b> | <b>5</b> | <b>481</b> | <b>669</b> | <b>319</b> | <b>2816</b> | <b>4.9</b> | <b>-</b> |

### PLAYOFFS

| G          | Min.       | FG          | FGA        | Pct.       | 3FG         | 3FGA     | PCT      | FT       | FTA        | Pct.       | Off.        | Def.       | Tot.       | Ast.       | PF        | Dq.      | Stl.     | TO        | Blk.       | Prs.      | Avg.       | Hi         |          |
|------------|------------|-------------|------------|------------|-------------|----------|----------|----------|------------|------------|-------------|------------|------------|------------|-----------|----------|----------|-----------|------------|-----------|------------|------------|----------|
| 1981-82    | 14         | 279         | 33         | 64         | .516        | 0        | 0        | -        | 16         | 26         | .615        | 32         | 54         | 86         | 11        | -        | -        | 8         | 17         | 12        | 82         | 5.9        | -        |
| 1982-83    | 15         | 377         | 45         | 79         | .570        | 0        | 0        | -        | 23         | 35         | .657        | 27         | 63         | 90         | 19        | -        | -        | 13        | 23         | 16        | 113        | 7.5        | -        |
| 1983-84    | 21         | 428         | 60         | 92         | .652        | 0        | 0        | -        | 21         | 33         | .636        | 33         | 88         | 121        | 14        | -        | -        | 10        | 22         | 10        | 141        | 6.7        | -        |
| 1984-85    | 19         | 375         | 48         | 81         | .593        | 0        | 0        | -        | 19         | 28         | .679        | 42         | 87         | 129        | 17        | -        | -        | 18        | 19         | 9         | 115        | 6.1        | -        |
| 1985-86    | 14         | 267         | 27         | 45         | .600        | 0        | 0        | -        | 13         | 18         | .722        | 26         | 57         | 83         | 14        | -        | -        | 10        | 18         | 7         | 67         | 4.8        | -        |
| 1986-87    | 17         | 215         | 24         | 41         | .585        | 0        | 0        | -        | 31         | 34         | .912        | 16         | 51         | 67         | 9         | -        | -        | 8         | 13         | 3         | 79         | 4.6        | -        |
| 1987-88    | 19         | 186         | 21         | 34         | .618        | 0        | 0        | -        | 9          | 13         | .692        | 13         | 38         | 51         | 9         | -        | -        | 5         | 8          | 2         | 51         | 2.7        | -        |
| <b>TOT</b> | <b>119</b> | <b>2127</b> | <b>258</b> | <b>436</b> | <b>.592</b> | <b>0</b> | <b>0</b> | <b>-</b> | <b>132</b> | <b>187</b> | <b>.706</b> | <b>189</b> | <b>438</b> | <b>627</b> | <b>93</b> | <b>-</b> | <b>-</b> | <b>72</b> | <b>120</b> | <b>59</b> | <b>648</b> | <b>5.4</b> | <b>-</b> |

## JULIUS RANDLE - 6-9, 250 - KENTUCKY

NOVEMBER 29, 1994

### REGULAR SEASON

| G          | Min.      | FG          | FGA        | Pct.       | 3FG         | 3FGA      | PCT       | FT          | FTA        | Pct.       | Off.        | Def.       | Tot.       | Ast.       | PF         | Dq.        | Stl.     | TO        | Blk.       | Prs.      | Avg.       | Hi          |          |
|------------|-----------|-------------|------------|------------|-------------|-----------|-----------|-------------|------------|------------|-------------|------------|------------|------------|------------|------------|----------|-----------|------------|-----------|------------|-------------|----------|
| 2014-15    | 1         | 14          | 1          | 3          | .333        | 0         | 0         | ---         | 0          | 2          | .000        | 0          | 0          | 0          | 0          | 1          | 0        | 0         | 1          | 0         | 2          | 2.0         | 2        |
| 2015-16    | 81        | 2286        | 358        | 835        | .429        | 10        | 36        | .278        | 193        | 270        | .715        | 172        | 657        | 829        | 144        | 242        | 2        | 53        | 149        | 29        | 919        | 11.3        | 23       |
| <b>TOT</b> | <b>82</b> | <b>2300</b> | <b>359</b> | <b>838</b> | <b>.428</b> | <b>10</b> | <b>36</b> | <b>.278</b> | <b>193</b> | <b>272</b> | <b>.710</b> | <b>172</b> | <b>657</b> | <b>829</b> | <b>144</b> | <b>243</b> | <b>2</b> | <b>53</b> | <b>150</b> | <b>29</b> | <b>921</b> | <b>11.2</b> | <b>-</b> |

## THEO RATLIFF - 6-10, 235 - WYOMING

APRIL 17, 1973

### REGULAR SEASON

| G       | Min. | FG | FGA | Pct. | 3FG  | 3FGA | PCT | FT | FTA | Pct. | Off.  | Def. | Tot. | Ast. | PF | Dq. | Stl. | TO | Blk. | Prs. | Avg. | Hi  |   |
|---------|------|----|-----|------|------|------|-----|----|-----|------|-------|------|------|------|----|-----|------|----|------|------|------|-----|---|
| 2010-11 | 12   | 44 | 2   | 12   | .167 | 0    | 0   | -  | 2   | 2    | 1.000 | 2    | 16   | 18   | 3  | 10  | 0    | 0  | 3    | 4    | 6    | 0.5 | 2 |

### PLAYOFFS

| G       | Min. | FG | FGA | Pct. | 3FG | 3FGA | PCT | FT | FTA | Pct. | Off. | Def. | Tot. | Ast. | PF | Dq. | Stl. | TO | Blk. | Prs. | Avg. | Hi |
|---------|------|----|-----|------|-----|------|-----|----|-----|------|------|------|------|------|----|-----|------|----|------|------|------|----|
| 2010-11 | 1    | 1  | 0   | 0    | -   | 0    | 0   | -  | 0   | 0    | -    | 0    | 1    | 1    | 0  | -   | -    | 0  | 0    | 0    | 0.0  | -  |

## HUBERT REED - 6-9, 220 - OKLAHOMA CITY

OCTOBER 4, 1936

### REGULAR SEASON

| G       | Min. | FG  | FGA | Pct. | 3FG  | 3FGA | PCT | FT | FTA | Pct. | Off. | Def. | Tot. | Ast. | PF | Dq. | Stl. | TO | Blk. | Prs. | Avg. | Hi  |   |
|---------|------|-----|-----|------|------|------|-----|----|-----|------|------|------|------|------|----|-----|------|----|------|------|------|-----|---|
| 1963-64 | 46   | 386 | 33  | 91   | .363 | -    | -   | -  | 10  | 15   | .667 | -    | -    | 107  | 23 | 73  | 0    | -  | -    | -    | 76   | 1.7 | - |

### PLAYOFFS

| G       | Min. | FG | FGA | Pct. | 3FG  | 3FGA | PCT | FT | FTA | Pct. | Off. | Def. | Tot. | Ast. | PF | Dq. | Stl. | TO | Blk. | Prs. | Avg. | Hi  |   |
|---------|------|----|-----|------|------|------|-----|----|-----|------|------|------|------|------|----|-----|------|----|------|------|------|-----|---|
| 1963-64 | 1    | 12 | 2   | 4    | .500 | -    | -   | -  | 0   | 2    | .000 | -    | -    | 2    | 0  | -   | -    | -  | -    | -    | 4    | 4.0 | - |

## J.R.REID - 6-10, 250 - NORTH CAROLINA

MARCH 31, 1968

### REGULAR SEASON

| G       | Min. | FG  | FGA | Pct. | 3FG  | 3FGA | PCT | FT   | FTA | Pct. | Off. | Def. | Tot. | Ast. | PF | Dq. | Stl. | TO | Blk. | Prs. | Avg. | Hi  |    |
|---------|------|-----|-----|------|------|------|-----|------|-----|------|------|------|------|------|----|-----|------|----|------|------|------|-----|----|
| 1998-99 | 25   | 473 | 44  | 108  | .407 | 0    | 1   | .000 | 38  | 53   | .717 | 24   | 75   | 99   | 23 | 72  | 1    | 15 | 23   | 0    | 126  | 5.0 | 15 |

### PLAYOFFS

| G       | Min. | FG  | FGA | Pct. | 3FG  | 3FGA | PCT | FT | FTA | Pct. | Off. | Def. | Tot. | Ast. | PF | Dq. | Stl. | TO | Blk. | Prs. | Avg. | Hi  |   |
|---------|------|-----|-----|------|------|------|-----|----|-----|------|------|------|------|------|----|-----|------|----|------|------|------|-----|---|
| 1998-99 | 8    | 178 | 10  | 28   | .357 | -    | -   | -  | 6   | 8    | .750 | 9    | 33   | 42   | 3  | -   | -    | 4  | 2    | 5    | 26   | 3.3 | - |





# ALL-TIME ROSTER WITH STATISTICS

## GLEN RICE - 6-8, 221 - MICHIGAN

MAY 28, 1967

### REGULAR SEASON

| G          | Min.       | FG          | FGA        | Pct.        | 3FG         | 3FGA       | PCT        | FT         | FTA        | Pct.       | Off.       | Def.      | Tot.       | Ast.       | PF         | Do.        | StL.     | TO        | Blk.       | Pts.      | Avg.        | HI          |          |
|------------|------------|-------------|------------|-------------|-------------|------------|------------|------------|------------|------------|------------|-----------|------------|------------|------------|------------|----------|-----------|------------|-----------|-------------|-------------|----------|
| 1998-99    | 27         | 985         | 171        | 396         | .432        | 53         | 135        | 393        | 77         | 90         | 856        | 9         | 90         | 99         | 71         | 67         | 1        | 17        | 45         | 6         | 472         | 17.5        | 40       |
| 1999-00    | 80         | 2530        | 421        | 980         | .430        | 84         | 229        | 367        | 346        | 396        | 874        | 56        | 271        | 327        | 176        | 179        | 0        | 47        | 114        | 12        | 1272        | 15.9        | 29       |
| <b>TOT</b> | <b>107</b> | <b>3515</b> | <b>592</b> | <b>1376</b> | <b>.430</b> | <b>137</b> | <b>364</b> | <b>376</b> | <b>423</b> | <b>486</b> | <b>870</b> | <b>65</b> | <b>361</b> | <b>426</b> | <b>247</b> | <b>246</b> | <b>1</b> | <b>64</b> | <b>159</b> | <b>18</b> | <b>1744</b> | <b>16.3</b> | <b>-</b> |

### PLAYOFFS

| G          | Min.      | FG          | FGA        | Pct.       | 3FG         | 3FGA      | PCT       | FT         | FTA       | Pct.       | Off.       | Def.      | Tot.       | Ast.       | PF        | Do.      | StL.     | TO        | Blk.      | Pts.     | Avg.       | HI          |          |
|------------|-----------|-------------|------------|------------|-------------|-----------|-----------|------------|-----------|------------|------------|-----------|------------|------------|-----------|----------|----------|-----------|-----------|----------|------------|-------------|----------|
| 1998-99    | 7         | 307         | 45         | 101        | .446        | 10        | 28        | 357        | 28        | 29         | 966        | 4         | 23         | 27         | 11        | -        | -        | 5         | 9         | 1        | 128        | 18.3        | 40       |
| 1999-00    | 23        | 766         | 93         | 228        | .408        | 28        | 67        | 418        | 71        | 89         | 798        | 10        | 82         | 92         | 48        | -        | -        | 15        | 36        | 4        | 285        | 12.4        | -        |
| <b>TOT</b> | <b>30</b> | <b>1073</b> | <b>138</b> | <b>329</b> | <b>.419</b> | <b>38</b> | <b>95</b> | <b>400</b> | <b>99</b> | <b>118</b> | <b>839</b> | <b>14</b> | <b>105</b> | <b>119</b> | <b>59</b> | <b>-</b> | <b>-</b> | <b>20</b> | <b>45</b> | <b>5</b> | <b>413</b> | <b>13.8</b> | <b>-</b> |

## MITCH RICHMOND - 6-5, 220 - KANSAS STATE

JUNE 30, 1965

### REGULAR SEASON

| G       | Min. | FG  | FGA | Pct. | 3FG  | 3FGA | PCT | FT  | FTA | Pct. | Off. | Def. | Tot. | Ast. | PF | Do. | StL. | TO | Blk. | Pts. | Avg. | HI  |    |
|---------|------|-----|-----|------|------|------|-----|-----|-----|------|------|------|------|------|----|-----|------|----|------|------|------|-----|----|
| 2001-02 | 64   | 709 | 100 | 247  | .405 | 18   | 62  | 290 | 42  | 44   | 955  | 14   | 80   | 94   | 57 | 61  | 0    | 18 | 40   | 6    | 260  | 4.1 | 13 |

### PLAYOFFS

| G       | Min. | FG | FGA | Pct. | 3FG   | 3FGA | PCT | FT | FTA | Pct. | Off. | Def. | Tot. | Ast. | PF | Do. | StL. | TO | Blk. | Pts. | Avg. | HI  |   |
|---------|------|----|-----|------|-------|------|-----|----|-----|------|------|------|------|------|----|-----|------|----|------|------|------|-----|---|
| 2001-02 | 2    | 4  | 1   | 1    | 1.000 | 0    | 0   | -  | 1   | 2    | 500  | 0    | 1    | 1    | 0  | -   | -    | 0  | 1    | 0    | 3    | 1.5 | - |

## ISALAH RIDER - 6-5, 215 - UNLV

MARCH 12, 1971

### REGULAR SEASON

| G       | Min. | FG   | FGA | Pct. | 3FG  | 3FGA | PCT | FT  | FTA | Pct. | Off. | Def. | Tot. | Ast. | PF  | Do. | StL. | TO | Blk. | Pts. | Avg. | HI  |    |
|---------|------|------|-----|------|------|------|-----|-----|-----|------|------|------|------|------|-----|-----|------|----|------|------|------|-----|----|
| 2000-01 | 67   | 1206 | 201 | 472  | .426 | 34   | 92  | 370 | 71  | 83   | 855  | 44   | 112  | 156  | 111 | 105 | 0    | 27 | 98   | 7    | 507  | 7.6 | 24 |

## PAT RILEY - 6-4, 205 - KENTUCKY

MARCH 20, 1945

### REGULAR SEASON

| G          | Min.       | FG          | FGA         | Pct.        | 3FG         | 3FGA     | PCT      | FT       | FTA        | Pct.       | Off.       | Def.      | Tot.       | Ast.       | PF         | Do.        | StL.     | TO        | Blk.     | Pts.     | Avg.        | HI          |          |
|------------|------------|-------------|-------------|-------------|-------------|----------|----------|----------|------------|------------|------------|-----------|------------|------------|------------|------------|----------|-----------|----------|----------|-------------|-------------|----------|
| 1970-71    | 54         | 506         | 105         | 254         | .413        | -        | -        | -        | 56         | 87         | 644        | -         | 54         | 72         | 84         | 0          | -        | -         | -        | -        | 266         | 4.9         | -        |
| 1971-72    | 67         | 926         | 197         | 441         | .447        | -        | -        | -        | 55         | 74         | 743        | -         | 127        | 75         | 110        | 0          | -        | -         | -        | -        | 449         | 6.7         | -        |
| 1972-73    | 55         | 801         | 167         | 390         | .428        | -        | -        | -        | 65         | 82         | 793        | -         | 65         | 81         | 126        | 0          | -        | -         | -        | -        | 399         | 7.3         | -        |
| 1973-74    | 72         | 1361        | 287         | 667         | .430        | -        | -        | -        | 110        | 144        | 764        | 38        | 90         | 128        | 148        | 173        | 1        | 54        | -        | 3        | 684         | 9.5         | 22       |
| 1974-75    | 46         | 1016        | 219         | 523         | .419        | -        | -        | -        | 69         | 93         | 742        | 25        | 60         | 85         | 121        | 128        | 0        | 36        | -        | 4        | 507         | 11.0        | 38       |
| 1975-76    | 2          | 23          | 5           | 13          | .385        | -        | -        | -        | 1          | 3          | 333        | 1         | 2          | 3          | 0          | 5          | 0        | 1         | -        | 1        | 11          | 5.5         | 9        |
| <b>TOT</b> | <b>369</b> | <b>4633</b> | <b>1558</b> | <b>3596</b> | <b>.433</b> | <b>-</b> | <b>-</b> | <b>-</b> | <b>648</b> | <b>826</b> | <b>785</b> | <b>64</b> | <b>152</b> | <b>673</b> | <b>918</b> | <b>859</b> | <b>1</b> | <b>91</b> | <b>-</b> | <b>8</b> | <b>3764</b> | <b>10.2</b> | <b>-</b> |

### PLAYOFFS

| G          | Min.      | FG         | FGA       | Pct.       | 3FG         | 3FGA     | PCT      | FT       | FTA       | Pct.      | Off.       | Def.     | Tot.      | Ast.      | PF       | Do.      | StL.     | TO       | Blk.     | Pts.     | Avg.       | HI         |          |
|------------|-----------|------------|-----------|------------|-------------|----------|----------|----------|-----------|-----------|------------|----------|-----------|-----------|----------|----------|----------|----------|----------|----------|------------|------------|----------|
| 1970-71    | 7         | 135        | 29        | 69         | .420        | -        | -        | -        | 8         | 11        | 727        | -        | 15        | 14        | -        | -        | -        | -        | -        | -        | 66         | 9.4        | -        |
| 1971-72    | 15        | 244        | 33        | 99         | .333        | -        | -        | -        | 12        | 16        | 750        | -        | 29        | 14        | -        | -        | -        | -        | -        | -        | 78         | 5.2        | -        |
| 1972-73    | 7         | 53         | 9         | 27         | .333        | -        | -        | -        | 0         | 0         | 000        | -        | 5         | 7         | -        | -        | -        | -        | -        | -        | 18         | 2.6        | -        |
| 1973-74    | 5         | 106        | 18        | 50         | .360        | -        | -        | -        | 3         | 4         | 750        | -        | 6         | 10        | -        | -        | -        | -        | -        | -        | 39         | 7.8        | -        |
| <b>TOT</b> | <b>34</b> | <b>538</b> | <b>89</b> | <b>245</b> | <b>.363</b> | <b>-</b> | <b>-</b> | <b>-</b> | <b>23</b> | <b>31</b> | <b>742</b> | <b>-</b> | <b>55</b> | <b>45</b> | <b>-</b> | <b>-</b> | <b>-</b> | <b>-</b> | <b>-</b> | <b>-</b> | <b>201</b> | <b>5.9</b> | <b>-</b> |

## DAVID RIVERS - 6-0, 175 - NOTRE DAME

JANUARY 20, 1965

### REGULAR SEASON

| G       | Min. | FG  | FGA | Pct. | 3FG  | 3FGA | PCT | FT   | FTA | Pct. | Off. | Def. | Tot. | Ast. | PF  | Do. | StL. | TO | Blk. | Pts. | Avg. | HI  |    |
|---------|------|-----|-----|------|------|------|-----|------|-----|------|------|------|------|------|-----|-----|------|----|------|------|------|-----|----|
| 1988-89 | 47   | 440 | 49  | 122  | .402 | 1    | 6   | .167 | 35  | 42   | 833  | 13   | 30   | 43   | 106 | 50  | 0    | 23 | 61   | 9    | 134  | 2.9 | 10 |

### PLAYOFFS

| G       | Min. | FG | FGA | Pct. | 3FG  | 3FGA | PCT | FT   | FTA | Pct. | Off. | Def. | Tot. | Ast. | PF | Do. | StL. | TO | Blk. | Pts. | Avg. | HI  |   |
|---------|------|----|-----|------|------|------|-----|------|-----|------|------|------|------|------|----|-----|------|----|------|------|------|-----|---|
| 1988-89 | 6    | 33 | 4   | 12   | .333 | 0    | 2   | .000 | 7   | 8    | 875  | 1    | 3    | 4    | 6  | -   | -    | 0  | 4    | 0    | 15   | 2.5 | - |

## RICK ROBERSON - 6-9, 235 - CINCINNATI

JULY 7, 1947

### REGULAR SEASON

| G          | Min.       | FG          | FGA        | Pct.       | 3FG         | 3FGA     | PCT      | FT       | FTA        | Pct.       | Off.       | Def.     | Tot.       | Ast.       | PF         | Do.      | StL.     | TO       | Blk.     | Pts.     | Avg.       | HI         |          |
|------------|------------|-------------|------------|------------|-------------|----------|----------|----------|------------|------------|------------|----------|------------|------------|------------|----------|----------|----------|----------|----------|------------|------------|----------|
| 1969-70    | 74         | 2005        | 262        | 586        | .447        | -        | -        | -        | 120        | 212        | 566        | -        | 672        | 92         | 256        | 7        | -        | -        | -        | -        | 644        | 8.7        | -        |
| 1970-71    | 65         | 909         | 125        | 301        | .415        | -        | -        | -        | 88         | 143        | 615        | -        | 304        | 47         | 125        | 1        | -        | -        | -        | -        | 338        | 5.2        | -        |
| <b>TOT</b> | <b>139</b> | <b>2914</b> | <b>387</b> | <b>887</b> | <b>.436</b> | <b>-</b> | <b>-</b> | <b>-</b> | <b>208</b> | <b>355</b> | <b>586</b> | <b>-</b> | <b>976</b> | <b>139</b> | <b>381</b> | <b>8</b> | <b>-</b> | <b>-</b> | <b>-</b> | <b>-</b> | <b>982</b> | <b>7.1</b> | <b>-</b> |

### PLAYOFFS

| G          | Min.      | FG         | FGA       | Pct.      | 3FG         | 3FGA     | PCT      | FT       | FTA       | Pct.      | Off.       | Def.     | Tot.      | Ast.     | PF       | Do.      | StL.     | TO       | Blk.     | Pts.     | Avg.      | HI         |          |
|------------|-----------|------------|-----------|-----------|-------------|----------|----------|----------|-----------|-----------|------------|----------|-----------|----------|----------|----------|----------|----------|----------|----------|-----------|------------|----------|
| 1969-70    | 9         | 61         | 8         | 18        | .444        | -        | -        | -        | 6         | 10        | 600        | -        | 16        | 0        | -        | -        | -        | -        | -        | -        | 22        | 2.4        | -        |
| 1970-71    | 9         | 93         | 10        | 29        | .345        | -        | -        | -        | 4         | 7         | 571        | -        | 26        | 4        | -        | -        | -        | -        | -        | -        | 24        | 2.7        | -        |
| <b>TOT</b> | <b>18</b> | <b>154</b> | <b>18</b> | <b>47</b> | <b>.383</b> | <b>-</b> | <b>-</b> | <b>-</b> | <b>10</b> | <b>17</b> | <b>588</b> | <b>-</b> | <b>42</b> | <b>4</b> | <b>-</b> | <b>-</b> | <b>-</b> | <b>-</b> | <b>-</b> | <b>-</b> | <b>46</b> | <b>2.6</b> | <b>-</b> |

## FRED ROBERTS - 6-10, 220 - BRIGHAM YOUNG

AUGUST 14, 1960

### REGULAR SEASON

| G       | Min. | FG  | FGA | Pct. | 3FG  | 3FGA | PCT | FT   | FTA | Pct. | Off. | Def. | Tot. | Ast. | PF | Do. | StL. | TO | Blk. | Pts. | Avg. | HI  |    |
|---------|------|-----|-----|------|------|------|-----|------|-----|------|------|------|------|------|----|-----|------|----|------|------|------|-----|----|
| 1995-96 | 33   | 317 | 48  | 97   | .495 | 4    | 14  | .286 | 22  | 28   | 786  | 18   | 29   | 47   | 26 | 24  | 0    | 16 | 24   | 4    | 122  | 3.7 | 19 |

### PLAYOFFS

| G       | Min. | FG | FGA | Pct. | 3FG  | 3FGA | PCT | FT | FTA | Pct. | Off. | Def. | Tot. | Ast. | PF | Do. | StL. | TO | Blk. | Pts. | Avg. | HI  |   |
|---------|------|----|-----|------|------|------|-----|----|-----|------|------|------|------|------|----|-----|------|----|------|------|------|-----|---|
| 1995-96 | 1    | 3  | 0   | 2    | .000 | 0    | 0   | -  | 0   | 0    | -    | 2    | 1    | 3    | 0  | -   | -    | 0  | 1    | 0    | 0    | 0.0 | - |





# ALL-TIME ROSTER WITH STATISTICS



## MARVIN ROBERTS - 6-8, 220 - UTAH STATE

JANUARY 29, 1950

### REGULAR SEASON

| G       | Min. | FG  | FGA | Pct. | 3FG | 3FGA | PCT | FT | FTA | Pct. | Off. | Def. | Tot. | Ast. | PF | Dq. | Stl. | TO | Blk. | Pts. | Avg. | Hi |
|---------|------|-----|-----|------|-----|------|-----|----|-----|------|------|------|------|------|----|-----|------|----|------|------|------|----|
| 1976-77 | 28   | 209 | 27  | 76   | 355 | -    | -   | 4  | 6   | .667 | 9    | 16   | 25   | 19   | 34 | 0   | 4    | -  | 2    | 58   | 2.1  | 12 |

## CLIFF ROBINSON - 6-9, 220 - USC

MARCH 13, 1960

### REGULAR SEASON

| G       | Min. | FG | FGA | Pct. | 3FG | 3FGA | PCT | FT   | FTA | Pct. | Off. | Def. | Tot. | Ast. | PF | Dq. | Stl. | TO | Blk. | Pts. | Avg. | Hi  |    |
|---------|------|----|-----|------|-----|------|-----|------|-----|------|------|------|------|------|----|-----|------|----|------|------|------|-----|----|
| 1991-92 | 9    | 78 | 11  | 27   | 407 | 0    | 1   | .000 | 7   | 8    | .875 | 7    | 12   | 19   | 9  | 4   | 0    | 5  | 7    | 0    | 29   | 3.2 | 10 |

### PLAYOFFS

| G       | Min. | FG | FGA | Pct. | 3FG  | 3FGA | PCT | FT | FTA | Pct. | Off. | Def. | Tot. | Ast. | PF | Dq. | Stl. | TO | Blk. | Pts. | Avg. | Hi |
|---------|------|----|-----|------|------|------|-----|----|-----|------|------|------|------|------|----|-----|------|----|------|------|------|----|
| 1991-92 | 3    | 24 | 3   | 10   | .300 | 0    | 0   | -  | 5   | 8    | .625 | 2    | 4    | 6    | 1  | -   | 3    | 2  | 1    | 11   | 3.7  | -  |

## FLYNN ROBINSON - 6-1, 190 - WYOMING

APRIL 28, 1941

### REGULAR SEASON

| G          | Min.      | FG          | FGA        | Pct.       | 3FG        | 3FGA     | PCT      | FT       | FTA        | Pct.       | Off.        | Def.     | Tot.     | Ast.       | PF         | Dq.        | Stl.     | TO       | Blk.     | Pts.       | Avg.       | Hi       |
|------------|-----------|-------------|------------|------------|------------|----------|----------|----------|------------|------------|-------------|----------|----------|------------|------------|------------|----------|----------|----------|------------|------------|----------|
| 1971-72    | 64        | 1007        | 262        | 535        | 490        | -        | -        | -        | 111        | 129        | .860        | -        | -        | 115        | 138        | 139        | 2        | -        | -        | 635        | 9.9        | -        |
| 1972-73    | 6         | 47          | 14         | 28         | 500        | -        | -        | -        | 6          | 8          | .750        | -        | -        | 7          | 8          | 11         | 0        | -        | -        | 34         | 5.7        | -        |
| <b>TOT</b> | <b>70</b> | <b>1054</b> | <b>276</b> | <b>563</b> | <b>490</b> | <b>-</b> | <b>-</b> | <b>-</b> | <b>117</b> | <b>137</b> | <b>.854</b> | <b>-</b> | <b>-</b> | <b>122</b> | <b>146</b> | <b>150</b> | <b>2</b> | <b>-</b> | <b>-</b> | <b>669</b> | <b>9.6</b> | <b>-</b> |

### PLAYOFFS

| G       | Min. | FG | FGA | Pct. | 3FG | 3FGA | PCT | FT | FTA | Pct. | Off. | Def. | Tot. | Ast. | PF | Dq. | Stl. | TO | Blk. | Pts. | Avg. | Hi |
|---------|------|----|-----|------|-----|------|-----|----|-----|------|------|------|------|------|----|-----|------|----|------|------|------|----|
| 1971-72 | 7    | 72 | 19  | 41   | 463 | -    | -   | -  | 7   | 10   | .700 | -    | -    | 13   | 5  | -   | -    | -  | -    | 45   | 6.4  | -  |

## RUMEAL ROBINSON - 6-2, 195 - MICHIGAN

NOVEMBER 13, 1966

### REGULAR SEASON

| G       | Min. | FG  | FGA | Pct. | 3FG  | 3FGA | PCT | FT   | FTA | Pct. | Off. | Def. | Tot. | Ast. | PF | Dq. | Stl. | TO | Blk. | Pts. | Avg. | Hi  |    |
|---------|------|-----|-----|------|------|------|-----|------|-----|------|------|------|------|------|----|-----|------|----|------|------|------|-----|----|
| 1996-97 | 15   | 126 | 17  | 48   | .354 | 6    | 23  | .261 | 5   | 8    | .625 | 2    | 8    | 10   | 13 | 12  | 0    | 5  | 11   | 2    | 45   | 3.0 | 10 |

## JOHN ROCHE - 6-3, 170 - SOUTH CAROLINA

SEPTEMBER 26, 1949

### REGULAR SEASON

| G       | Min. | FG | FGA | Pct. | 3FG  | 3FGA | PCT | FT | FTA | Pct. | Off. | Def. | Tot. | Ast. | PF | Dq. | Stl. | TO | Blk. | Pts. | Avg. | Hi  |   |
|---------|------|----|-----|------|------|------|-----|----|-----|------|------|------|------|------|----|-----|------|----|------|------|------|-----|---|
| 1975-76 | 15   | 52 | 3   | 14   | .214 | -    | -   | -  | 2   | 4    | .500 | 0    | 3    | 3    | 6  | 7   | 0    | 0  | -    | 0    | 8    | 0.5 | 4 |

## DAVID ROBISCH - 6-10, 235 - KANSAS

DECEMBER 22, 1949

### REGULAR SEASON

| G          | Min.       | FG          | FGA        | Pct.       | 3FG        | 3FGA     | PCT      | FT       | FTA        | Pct.       | Off.        | Def.       | Tot.       | Ast.       | PF         | Dq.        | Stl.     | TO        | Blk.      | Pts.      | Avg.       | Hi         |          |
|------------|------------|-------------|------------|------------|------------|----------|----------|----------|------------|------------|-------------|------------|------------|------------|------------|------------|----------|-----------|-----------|-----------|------------|------------|----------|
| 1977-78    | 55         | 679         | 104        | 249        | 418        | -        | -        | -        | 50         | 65         | .769        | 53         | 126        | 179        | 40         | 71         | 0        | 19        | 37        | 14        | 258        | 4.7        | 16       |
| 1978-79    | 80         | 1219        | 150        | 336        | 446        | -        | -        | -        | 86         | 115        | .748        | 82         | 203        | 285        | 97         | 108        | 0        | 20        | 53        | 25        | 386        | 4.8        | 15       |
| <b>TOT</b> | <b>135</b> | <b>1898</b> | <b>254</b> | <b>585</b> | <b>434</b> | <b>-</b> | <b>-</b> | <b>-</b> | <b>136</b> | <b>180</b> | <b>.756</b> | <b>135</b> | <b>329</b> | <b>464</b> | <b>137</b> | <b>179</b> | <b>0</b> | <b>39</b> | <b>90</b> | <b>39</b> | <b>644</b> | <b>4.8</b> | <b>-</b> |

### PLAYOFFS

| G          | Min.     | FG        | FGA       | Pct.      | 3FG         | 3FGA     | PCT      | FT       | FTA      | Pct.     | Off.        | Def.     | Tot.     | Ast.      | PF       | Dq.      | Stl.     | TO       | Blk.     | Pts.      | Avg.       | Hi       |
|------------|----------|-----------|-----------|-----------|-------------|----------|----------|----------|----------|----------|-------------|----------|----------|-----------|----------|----------|----------|----------|----------|-----------|------------|----------|
| 1977-78    | 3        | 47        | 13        | 24        | .542        | -        | -        | -        | 4        | 5        | .800        | -        | -        | 12        | 1        | -        | -        | -        | -        | 30        | 10.0       | -        |
| 1978-79    | 5        | 32        | 3         | 5         | .600        | -        | -        | -        | 2        | 2        | 1.000       | -        | -        | 10        | 2        | -        | -        | -        | -        | 8         | 1.6        | -        |
| <b>TOT</b> | <b>8</b> | <b>79</b> | <b>16</b> | <b>29</b> | <b>.552</b> | <b>-</b> | <b>-</b> | <b>-</b> | <b>6</b> | <b>7</b> | <b>.857</b> | <b>-</b> | <b>-</b> | <b>22</b> | <b>3</b> | <b>-</b> | <b>-</b> | <b>-</b> | <b>-</b> | <b>38</b> | <b>4.8</b> | <b>-</b> |

## DENNIS RODMAN - 6-7, 220 - SE OKLAHOMA STATE

MAY 31, 1961

### REGULAR SEASON

| G       | Min. | FG  | FGA | Pct. | 3FG  | 3FGA | PCT | FT   | FTA | Pct. | Off. | Def. | Tot. | Ast. | PF | Dq. | Stl. | TO | Blk. | Pts. | Avg. | Hi  |   |
|---------|------|-----|-----|------|------|------|-----|------|-----|------|------|------|------|------|----|-----|------|----|------|------|------|-----|---|
| 1998-99 | 23   | 657 | 16  | 46   | .348 | 0    | 2   | .000 | 17  | 39   | .436 | 62   | 196  | 258  | 30 | 71  | 0    | 10 | 31   | 12   | 49   | 2.1 | 7 |

## SEAN ROOKS - 6-10, 260 - ARIZONA

SEPTEMBER 9, 1969

### REGULAR SEASON

| G          | Min.       | FG          | FGA        | Pct.       | 3FG        | 3FGA     | PCT      | FT          | FTA        | Pct.       | Off.        | Def.       | Tot.       | Ast.       | PF        | Dq.        | Stl.     | TO        | Blk.      | Pts.      | Avg.       | Hi         |          |
|------------|------------|-------------|------------|------------|------------|----------|----------|-------------|------------|------------|-------------|------------|------------|------------|-----------|------------|----------|-----------|-----------|-----------|------------|------------|----------|
| 1996-97    | 69         | 735         | 87         | 185        | 470        | 0        | 1        | .000        | 91         | 130        | .700        | 56         | 107        | 163        | 42        | 123        | 1        | 17        | 51        | 38        | 265        | 3.8        | 20       |
| 1997-98    | 41         | 425         | 46         | 101        | 455        | 0        | 0        | -           | 47         | 79         | .595        | 46         | 72         | 118        | 24        | 68         | 0        | 2         | 19        | 23        | 139        | 3.4        | 15       |
| 1998-99    | 36         | 315         | 32         | 79         | 405        | 0        | 2        | .000        | 34         | 48         | .708        | 33         | 39         | 72         | 9         | 61         | 0        | 2         | 21        | 9         | 98         | 2.7        | 11       |
| <b>TOT</b> | <b>146</b> | <b>1475</b> | <b>165</b> | <b>365</b> | <b>452</b> | <b>0</b> | <b>3</b> | <b>.000</b> | <b>172</b> | <b>257</b> | <b>.669</b> | <b>135</b> | <b>218</b> | <b>353</b> | <b>75</b> | <b>252</b> | <b>1</b> | <b>21</b> | <b>91</b> | <b>70</b> | <b>502</b> | <b>3.4</b> | <b>-</b> |

### PLAYOFFS

| G          | Min.      | FG         | FGA      | Pct.      | 3FG         | 3FGA     | PCT      | FT       | FTA       | Pct.      | Off.        | Def.     | Tot.     | Ast.      | PF       | Dq.      | Stl.     | TO       | Blk.     | Pts.     | Avg.       | Hi       |   |
|------------|-----------|------------|----------|-----------|-------------|----------|----------|----------|-----------|-----------|-------------|----------|----------|-----------|----------|----------|----------|----------|----------|----------|------------|----------|---|
| 1996-97    | 8         | 54         | 4        | 9         | .444        | 0        | 0        | -        | 6         | 8         | .750        | 5        | 7        | 12        | 1        | -        | -        | -        | 3        | 3        | 14         | 1.8      | - |
| 1997-98    | 4         | 11         | 2        | 6         | .333        | 0        | 0        | -        | 0         | 0         | -           | 1        | 0        | 1         | 0        | -        | 0        | 0        | 3        | 4        | 1.0        | -        |   |
| 1998-99    | 7         | 48         | 2        | 6         | .333        | 0        | 0        | -        | 5         | 6         | .833        | 1        | 2        | 3         | -        | -        | 0        | 1        | 1        | 9        | 1.3        | -        |   |
| <b>TOT</b> | <b>19</b> | <b>113</b> | <b>8</b> | <b>21</b> | <b>.381</b> | <b>0</b> | <b>0</b> | <b>-</b> | <b>11</b> | <b>14</b> | <b>.786</b> | <b>7</b> | <b>8</b> | <b>15</b> | <b>4</b> | <b>-</b> | <b>-</b> | <b>3</b> | <b>4</b> | <b>7</b> | <b>2.7</b> | <b>-</b> |   |

## KAREEM RUSH - 6-6, 215 - MISSOURI

OCTOBER 30, 1980

### REGULAR SEASON

| G          | Min.       | FG          | FGA        | Pct.       | 3FG        | 3FGA      | PCT        | FT          | FTA       | Pct.      | Off.        | Def.      | Tot.       | Ast.       | PF         | Dq.        | Stl.     | TO        | Blk.       | Pts.      | Avg.       | Hi         |          |
|------------|------------|-------------|------------|------------|------------|-----------|------------|-------------|-----------|-----------|-------------|-----------|------------|------------|------------|------------|----------|-----------|------------|-----------|------------|------------|----------|
| 2002-03    | 76         | 872         | 96         | 244        | 393        | 19        | 68         | .279        | 16        | 23        | .696        | 26        | 68         | 94         | 68         | 71         | 0        | 10        | 63         | 11        | 227        | 3.0        | 11       |
| 2003-04    | 72         | 1244        | 190        | 432        | 440        | 48        | 138        | .348        | 31        | 52        | .596        | 20        | 77         | 97         | 59         | 109        | 0        | 33        | 48         | 20        | 459        | 6.4        | 30       |
| 2004-05    | 14         | 91          | 4          | 20         | 200        | 2         | 10         | .200        | 2         | 2         | 1.000       | 3         | 7          | 10         | 3          | 3          | 0        | 2         | 3          | 1         | 12         | 0.9        | 4        |
| <b>TOT</b> | <b>162</b> | <b>2207</b> | <b>290</b> | <b>696</b> | <b>417</b> | <b>69</b> | <b>216</b> | <b>.319</b> | <b>49</b> | <b>77</b> | <b>.636</b> | <b>49</b> | <b>152</b> | <b>201</b> | <b>130</b> | <b>187</b> | <b>0</b> | <b>45</b> | <b>114</b> | <b>32</b> | <b>698</b> | <b>4.3</b> | <b>-</b> |

### PLAYOFFS

| G          | Min.      | FG         | FGA       | Pct.       | 3FG         | 3FGA      | PCT       | FT          | FTA      | Pct.     | Off.        | Def.     | Tot.      | Ast.      | PF        | Dq.      | Stl.     | TO        | Blk.      | Pts.     | Avg.       | Hi         |          |
|------------|-----------|------------|-----------|------------|-------------|-----------|-----------|-------------|----------|----------|-------------|----------|-----------|-----------|-----------|----------|----------|-----------|-----------|----------|------------|------------|----------|
| 2002-03    | 9         | 64         | 11        | 29         | .379        | 4         | 11        | .364        | 4        | 4        | 1.000       | 2        | 1         | 3         | 2         | -        | -        | 1         | 3         | 0        | 30         | 3.3        | -        |
| 2003-04    | 22        | 315        | 30        | 78         | .385        | 20        | 50        | .400        | 2        | 3        | .667        | 0        | 16        | 16        | 17        | -        | -        | 10        | 14        | 3        | 82         | 3.7        | -        |
| <b>TOT</b> | <b>31</b> | <b>379</b> | <b>41</b> | <b>107</b> | <b>.383</b> | <b>24</b> | <b>61</b> | <b>.393</b> | <b>6</b> | <b>7</b> | <b>.857</b> | <b>2</b> | <b>17</b> | <b>19</b> | <b>19</b> | <b>-</b> | <b>-</b> | <b>11</b> | <b>17</b> | <b>3</b> | <b>112</b> | <b>3.6</b> | <b>-</b> |





# ALL-TIME ROSTER WITH STATISTICS

## BYRON RUSSELL - 6-7, 225 - LONG BEACH STATE

DECEMBER 31, 1970

### REGULAR SEASON

| G       | Min. | FG  | FGA | Pct. | 3FG  | 3FGA | PCT | FT   | FTA | Pct. | Off. | Def. | Tot. | Ast. | PF | Do. | StL. | TO | Blk. | Pts. | Avg. | HI  |    |
|---------|------|-----|-----|------|------|------|-----|------|-----|------|------|------|------|------|----|-----|------|----|------|------|------|-----|----|
| 2003-04 | 72   | 945 | 98  | 244  | .402 | 43   | 112 | .384 | 50  | 65   | .769 | 32   | 114  | 146  | 71 | 110 | 0    | 32 | 37   | 12   | 289  | 4.0 | 17 |

### PLAYOFFS

| G       | Min. | FG | FGA | Pct. | 3FG  | 3FGA | PCT | FT   | FTA | Pct. | Off. | Def. | Tot. | Ast. | PF | Do. | StL. | TO | Blk. | Pts. | Avg. | HI  |   |
|---------|------|----|-----|------|------|------|-----|------|-----|------|------|------|------|------|----|-----|------|----|------|------|------|-----|---|
| 2003-04 | 6    | 16 | 0   | 3    | .000 | 0    | 2   | .000 | 0   | 0    | -    | 1    | 0    | 1    | 2  | -   | -    | 1  | 0    | 0    | 0    | 0.0 | - |

## CAZZIE RUSSELL - 6-5, 220 - MICHIGAN

JUNE 7, 1944

### REGULAR SEASON

| G       | Min. | FG   | FGA  | Pct. | 3FG  | 3FGA | PCT | FT | FTA | Pct. | Off. | Def. | Tot. | Ast. | PF  | Do. | StL. | TO  | Blk. | Pts. | Avg. | HI   |    |
|---------|------|------|------|------|------|------|-----|----|-----|------|------|------|------|------|-----|-----|------|-----|------|------|------|------|----|
| 1974-75 | 40   | 1055 | 264  | 580  | .455 | -    | -   | -  | 101 | 113  | .894 | 34   | 81   | 115  | 109 | 56  | 0    | 27  | -    | 2    | 629  | 15.7 | 30 |
| 1975-76 | 74   | 1625 | 371  | 802  | .463 | -    | -   | -  | 132 | 148  | .892 | 50   | 133  | 183  | 122 | 122 | 0    | 53  | -    | 3    | 874  | 11.8 | 33 |
| 1976-77 | 82   | 2583 | 578  | 1179 | .490 | -    | -   | -  | 188 | 219  | .858 | 86   | 208  | 294  | 210 | 163 | 1    | 86  | -    | 7    | 1344 | 16.4 | 35 |
| TOT     | 196  | 5263 | 1213 | 2561 | .474 | -    | -   | -  | 421 | 480  | .877 | 170  | 422  | 592  | 441 | 341 | 1    | 166 | -    | 12   | 2847 | 14.5 | -  |

### PLAYOFFS

| G       | Min. | FG  | FGA | Pct. | 3FG  | 3FGA | PCT | FT | FTA | Pct. | Off. | Def. | Tot. | Ast. | PF | Do. | StL. | TO | Blk. | Pts. | Avg. | HI |
|---------|------|-----|-----|------|------|------|-----|----|-----|------|------|------|------|------|----|-----|------|----|------|------|------|----|
| 1976-77 | 11   | 382 | 65  | 157  | .414 | -    | -   | -  | 44  | 50   | .880 | -    | -    | 48   | 25 | -   | -    | -  | -    | 174  | 15.8 | -  |

## D'ANGELO RUSSELL - 6-5, 195 - OHIO STATE

FEBRUARY 23, 1996

### REGULAR SEASON

| G       | Min. | FG   | FGA | Pct. | 3FG  | 3FGA | PCT | FT   | FTA | Pct. | Off. | Def. | Tot. | Ast. | PF  | Do. | StL. | TO | Blk. | Pts. | Avg. | HI   |    |
|---------|------|------|-----|------|------|------|-----|------|-----|------|------|------|------|------|-----|-----|------|----|------|------|------|------|----|
| 2015-16 | 80   | 2259 | 392 | 956  | .410 | 130  | 370 | .351 | 140 | 190  | .737 | 47   | 227  | 274  | 266 | 142 | 0    | 93 | 196  | 13   | 1054 | 13.2 | 39 |

## ROBERT SACRE - 7-0, 270 - GONZAGA

JUNE 6, 1989

### REGULAR SEASON

| G       | Min. | FG   | FGA | Pct. | 3FG  | 3FGA | PCT | FT   | FTA | Pct. | Off. | Def. | Tot. | Ast. | PF  | Do. | StL. | TO | Blk. | Pts. | Avg. | HI  |    |
|---------|------|------|-----|------|------|------|-----|------|-----|------|------|------|------|------|-----|-----|------|----|------|------|------|-----|----|
| 2012-13 | 32   | 203  | 18  | 48   | .375 | 0    | 0   | -    | 7   | 11   | .636 | 9    | 25   | 34   | 6   | 38  | 1    | 0  | 10   | 10   | 43   | 1.3 | 10 |
| 2013-14 | 65   | 1089 | 143 | 300  | .477 | 0    | 0   | -    | 64  | 94   | .681 | 82   | 172  | 254  | 51  | 134 | 2    | 24 | 44   | 47   | 350  | 5.4 | 15 |
| 2014-15 | 67   | 1133 | 126 | 306  | .412 | 0    | 1   | .000 | 55  | 82   | .671 | 89   | 144  | 233  | 55  | 121 | 1    | 28 | 36   | 43   | 307  | 4.6 | 13 |
| 2015-16 | 25   | 320  | 31  | 75   | .413 | 0    | 0   | -    | 25  | 38   | .658 | 32   | 40   | 72   | 14  | 43  | 1    | 4  | 12   | 10   | 87   | 3.5 | 11 |
| TOT     | 189  | 2745 | 318 | 729  | .436 | 0    | 1   | .000 | 151 | 225  | .671 | 212  | 381  | 593  | 126 | 338 | 5    | 56 | 102  | 110  | 787  | 4.2 | -  |

### PLAYOFFS

| G       | Min. | FG | FGA | Pct. | 3FG  | 3FGA | PCT | FT | FTA | Pct. | Off. | Def. | Tot. | Ast. | PF | Do. | StL. | TO | Blk. | Pts. | Avg. | HI  |   |
|---------|------|----|-----|------|------|------|-----|----|-----|------|------|------|------|------|----|-----|------|----|------|------|------|-----|---|
| 2012-13 | 2    | 4  | 0   | 1    | .000 | 0    | 0   | -  | 0   | 0    | -    | 0    | 2    | 2    | 0  | 0   | 0    | 1  | 0    | 0    | 0    | 0.0 | - |

## JOHN SALLEY - 6-11, 250 - GEORGIA TECH

MAY 16, 1964

### REGULAR SEASON

| G       | Min. | FG  | FGA | Pct. | 3FG  | 3FGA | PCT | FT | FTA | Pct. | Off. | Def. | Tot. | Ast. | PF | Do. | StL. | TO | Blk. | Pts. | Avg. | HI  |   |
|---------|------|-----|-----|------|------|------|-----|----|-----|------|------|------|------|------|----|-----|------|----|------|------|------|-----|---|
| 1999-00 | 45   | 303 | 25  | 69   | .362 | 0    | 0   | -  | 21  | 28   | .750 | 20   | 45   | 65   | 26 | 67  | 1    | 8  | 18   | 14   | 71   | 1.6 | 8 |

### PLAYOFFS

| G       | Min. | FG | FGA | Pct. | 3FG  | 3FGA | PCT | FT | FTA | Pct. | Off. | Def. | Tot. | Ast. | PF | Do. | StL. | TO | Blk. | Pts. | Avg. | HI  |   |
|---------|------|----|-----|------|------|------|-----|----|-----|------|------|------|------|------|----|-----|------|----|------|------|------|-----|---|
| 1999-00 | 18   | 78 | 5   | 13   | .385 | 0    | 0   | -  | 7   | 10   | .700 | 9    | 13   | 22   | 4  | -   | -    | 1  | 4    | 6    | 17   | 0.9 | - |

## SOUMAILA SAMAKE - 7-0, 245 - MALI

MARCH 18, 1978

### REGULAR SEASON

| G       | Min. | FG | FGA | Pct. | 3FG  | 3FGA | PCT | FT | FTA | Pct. | Off.  | Def. | Tot. | Ast. | PF | Do. | StL. | TO | Blk. | Pts. | Avg. | HI  |    |
|---------|------|----|-----|------|------|------|-----|----|-----|------|-------|------|------|------|----|-----|------|----|------|------|------|-----|----|
| 2002-03 | 13   | 77 | 10  | 24   | .417 | 0    | 0   | -  | 2   | 2    | 1.000 | 10   | 13   | 23   | 4  | 13  | 0    | 0  | 2    | 5    | 22   | 1.7 | 10 |

## JAMAL SAMPSON - 6-11, 235 - CALIFORNIA

MAY 15, 1983

### REGULAR SEASON

| G       | Min. | FG  | FGA | Pct. | 3FG  | 3FGA | PCT | FT | FTA | Pct. | Off. | Def. | Tot. | Ast. | PF | Do. | StL. | TO | Blk. | Pts. | Avg. | HI  |   |
|---------|------|-----|-----|------|------|------|-----|----|-----|------|------|------|------|------|----|-----|------|----|------|------|------|-----|---|
| 2003-04 | 10   | 130 | 11  | 23   | .478 | 0    | 0   | -  | 7   | 12   | .583 | 23   | 29   | 52   | 7  | 16  | 0    | 2  | 6    | 4    | 29   | 2.9 | 9 |

## FRANK "PEP" SAUL - 6-2, 185 - SETON HALL

FEBRUARY 16, 1924

### REGULAR SEASON

| G       | Min. | FG   | FGA | Pct. | 3FG  | 3FGA | PCT | FT | FTA | Pct. | Off. | Def. | Tot. | Ast. | PF  | Do. | StL. | TO | Blk. | Pts. | Avg. | HI  |   |
|---------|------|------|-----|------|------|------|-----|----|-----|------|------|------|------|------|-----|-----|------|----|------|------|------|-----|---|
| 1951-52 | 25   | 759  | 72  | 185  | .389 | -    | -   | -  | 71  | 93   | .763 | -    | -    | -    | 68  | 66  | -    | -  | -    | -    | 215  | 8.6 | - |
| 1952-53 | 70   | 1796 | 187 | 471  | .397 | -    | -   | -  | 142 | 200  | .710 | -    | -    | 141  | 110 | 174 | 3    | -  | -    | -    | 516  | 7.4 | - |
| 1953-54 | 71   | 1805 | 162 | 467  | .347 | -    | -   | -  | 128 | 170  | .753 | -    | -    | 159  | 139 | 149 | 3    | -  | -    | -    | 452  | 6.4 | - |
| TOT     | 166  | 4360 | 421 | 1123 | .375 | -    | -   | -  | 341 | 463  | .737 | -    | -    | 300  | 317 | 389 | 6    | -  | -    | -    | 1183 | 7.1 | - |

### PLAYOFFS

| G       | Min. | FG   | FGA | Pct. | 3FG  | 3FGA | PCT | FT | FTA | Pct. | Off. | Def. | Tot. | Ast. | PF | Do. | StL. | TO | Blk. | Pts. | Avg. | HI   |   |
|---------|------|------|-----|------|------|------|-----|----|-----|------|------|------|------|------|----|-----|------|----|------|------|------|------|---|
| 1951-52 | 13   | 530  | 56  | 121  | .463 | -    | -   | -  | 35  | 48   | .729 | -    | -    | 36   | 45 | -   | -    | -  | -    | -    | 147  | 11.3 | - |
| 1952-53 | 12   | 297  | 31  | 74   | .419 | -    | -   | -  | 24  | 33   | .727 | -    | -    | 28   | 18 | -   | -    | -  | -    | -    | 86   | 7.2  | - |
| 1953-54 | 13   | 227  | 18  | 51   | .353 | -    | -   | -  | 25  | 34   | .735 | -    | -    | 27   | 14 | -   | -    | -  | -    | -    | 61   | 4.7  | - |
| TOT     | 38   | 1054 | 105 | 246  | .427 | -    | -   | -  | 84  | 115  | .730 | -    | -    | 91   | 77 | -   | -    | -  | -    | -    | 294  | 7.7  | - |

## HERM SCHAEFER - 6-0, 175 - INDIANA

DECEMBER 20, 1919

### REGULAR SEASON

| G       | Min. | FG | FGA | Pct. | 3FG  | 3FGA | PCT | FT | FTA | Pct. | Off. | Def. | Tot. | Ast. | PF  | Do. | StL. | TO | Blk. | Pts. | Avg. | HI   |   |
|---------|------|----|-----|------|------|------|-----|----|-----|------|------|------|------|------|-----|-----|------|----|------|------|------|------|---|
| 1948-49 | 58   | -  | 214 | 572  | .374 | -    | -   | -  | 174 | 213  | .817 | -    | -    | -    | 185 | 121 | -    | -  | -    | -    | 602  | 10.4 | - |
| 1949-50 | 65   | -  | 122 | 314  | .389 | -    | -   | -  | 86  | 101  | .851 | -    | -    | -    | 203 | 104 | -    | -  | -    | -    | 330  | 5.1  | - |
| TOT     | 123  | -  | 336 | 886  | .379 | -    | -   | -  | 260 | 314  | .828 | -    | -    | -    | 388 | 225 | -    | -  | -    | -    | 932  | 7.6  | - |

### PLAYOFFS

| G       | Min. | FG | FGA | Pct. | 3FG  | 3FGA | PCT | FT | FTA | Pct. | Off. | Def. | Tot. | Ast. | PF | Do. | StL. | TO | Blk. | Pts. | Avg. | HI   |   |
|---------|------|----|-----|------|------|------|-----|----|-----|------|------|------|------|------|----|-----|------|----|------|------|------|------|---|
| 1948-49 | 10   | -  | 48  | 104  | .462 | -    | -   | -  | 28  | 32   | .875 | -    | -    | -    | 31 | -   | -    | -  | -    | -    | 124  | 12.4 | - |
| 1949-50 | 12   | -  | 16  | 42   | .381 | -    | -   | -  | 19  | 22   | .864 | -    | -    | -    | 16 | -   | -    | -  | -    | -    | 51   | 4.3  | - |
| TOT     | 22   | -  | 64  | 146  | .438 | -    | -   | -  | 47  | 54   | .870 | -    | -    | -    | 47 | -   | -    | -  | -    | -    | 175  | 8.0  | - |



# ALL-TIME ROSTER WITH STATISTICS



## DAN SCHAYES - 6-11, 260 - SYRACUSE

MAY 10, 1959

### REGULAR SEASON

|         | G  | Min. | FG | FGA | Pct. | 3FG | 3FGA | PCT | FT | FTA | Pct. | Off. | Def. | Tot. | Ast. | PF | Dq. | Stl. | TO | Blk. | Pts. | Avg. | HI |
|---------|----|------|----|-----|------|-----|------|-----|----|-----|------|------|------|------|------|----|-----|------|----|------|------|------|----|
| 1993-94 | 13 | 133  | 14 | 38  | .368 | 0   | 0    | -   | 8  | 10  | .800 | 15   | 19   | 34   | 8    | 18 | 0   | 5    | 9  | 2    | 36   | 2.8  | 11 |

## DICK SCHNITTKER - 6-5, 205 - OHIO STATE

MAY 27, 1928

### REGULAR SEASON

|            | G          | Min.        | FG         | FGA         | Pct.        | 3FG      | 3FGA     | PCT      | FT          | FTA         | Pct.        | Off.     | Def.     | Tot.        | Ast.       | PF         | Dq.       | Stl.     | TO       | Blk.     | Pts.        | Avg.       | HI       |
|------------|------------|-------------|------------|-------------|-------------|----------|----------|----------|-------------|-------------|-------------|----------|----------|-------------|------------|------------|-----------|----------|----------|----------|-------------|------------|----------|
| 1953-54    | 71         | 1040        | 122        | 307         | .397        | -        | -        | -        | 86          | 132         | .652        | -        | -        | 178         | 59         | 178        | 3         | -        | -        | -        | 330         | 4.6        | -        |
| 1954-55    | 72         | 1798        | 226        | 583         | .388        | -        | -        | -        | 298         | 362         | .823        | -        | -        | 349         | 114        | 231        | 7         | -        | -        | -        | 750         | 10.4       | -        |
| 1955-56    | 72         | 1930        | 254        | 647         | .393        | -        | -        | -        | 304         | 355         | .856        | -        | -        | 296         | 142        | 253        | 4         | -        | -        | -        | 812         | 11.3       | -        |
| 1956-57    | 70         | 997         | 113        | 351         | .322        | -        | -        | -        | 160         | 193         | .829        | -        | -        | 185         | 52         | 144        | 3         | -        | -        | -        | 386         | 5.5        | -        |
| 1957-58    | 50         | 979         | 128        | 357         | .359        | -        | -        | -        | 201         | 237         | .848        | -        | -        | 211         | 71         | 126        | 5         | -        | -        | -        | 457         | 9.1        | -        |
| <b>TOT</b> | <b>335</b> | <b>6744</b> | <b>843</b> | <b>2245</b> | <b>.376</b> | <b>-</b> | <b>-</b> | <b>-</b> | <b>1049</b> | <b>1279</b> | <b>.820</b> | <b>-</b> | <b>-</b> | <b>1219</b> | <b>438</b> | <b>932</b> | <b>22</b> | <b>-</b> | <b>-</b> | <b>-</b> | <b>2735</b> | <b>8.2</b> | <b>-</b> |

### PLAYOFFS

|            | G         | Min.       | FG        | FGA        | Pct.        | 3FG      | 3FGA     | PCT      | FT        | FTA        | Pct.        | Off.     | Def.     | Tot.      | Ast.      | PF       | Dq.      | Stl.     | TO       | Blk.     | Pts.       | Avg.       | HI       |
|------------|-----------|------------|-----------|------------|-------------|----------|----------|----------|-----------|------------|-------------|----------|----------|-----------|-----------|----------|----------|----------|----------|----------|------------|------------|----------|
| 1952-53    | 7         | 29         | 1         | 8          | .125        | -        | -        | -        | 7         | 11         | .636        | -        | -        | 4         | 0         | -        | -        | -        | -        | -        | 9          | 1.3        | -        |
| 1953-54    | 13        | 163        | 11        | 32         | .344        | -        | -        | -        | 12        | 20         | .600        | -        | -        | 21        | 5         | -        | -        | -        | -        | -        | 34         | 2.6        | -        |
| 1954-55    | 7         | 140        | 14        | 51         | .275        | -        | -        | -        | 25        | 36         | .694        | -        | -        | 31        | 7         | -        | -        | -        | -        | -        | 53         | 7.6        | -        |
| 1955-56    | 3         | 87         | 13        | 23         | .565        | -        | -        | -        | 17        | 20         | .850        | -        | -        | 15        | 5         | -        | -        | -        | -        | -        | 43         | 14.3       | -        |
| 1956-57    | 5         | 83         | 6         | 21         | .286        | -        | -        | -        | 15        | 17         | .882        | -        | -        | 12        | 8         | -        | -        | -        | -        | -        | 27         | 5.4        | -        |
| <b>TOT</b> | <b>35</b> | <b>502</b> | <b>45</b> | <b>135</b> | <b>.333</b> | <b>-</b> | <b>-</b> | <b>-</b> | <b>76</b> | <b>104</b> | <b>.731</b> | <b>-</b> | <b>-</b> | <b>83</b> | <b>25</b> | <b>-</b> | <b>-</b> | <b>-</b> | <b>-</b> | <b>-</b> | <b>166</b> | <b>4.7</b> | <b>-</b> |

## HOWIE SCHULTZ - 6-6, 220 - HAMLINE

JULY 3, 1922

### REGULAR SEASON

|            | G          | Min.        | FG         | FGA        | Pct.        | 3FG      | 3FGA     | PCT      | FT         | FTA        | Pct.        | Off.     | Def.     | Tot.       | Ast.       | PF         | Dq.       | Stl.     | TO       | Blk.     | Pts.       | Avg.       | HI       |
|------------|------------|-------------|------------|------------|-------------|----------|----------|----------|------------|------------|-------------|----------|----------|------------|------------|------------|-----------|----------|----------|----------|------------|------------|----------|
| 1951-52    | 66         | 1301        | 89         | 315        | .283        | -        | -        | -        | 90         | 119        | .756        | -        | -        | 246        | 102        | 197        | 13        | -        | -        | -        | 268        | 4.1        | -        |
| 1952-53    | 40         | 474         | 24         | 90         | .267        | -        | -        | -        | 43         | 62         | .694        | -        | -        | 80         | 29         | 73         | 1         | -        | -        | -        | 91         | 2.3        | -        |
| <b>TOT</b> | <b>106</b> | <b>1775</b> | <b>113</b> | <b>405</b> | <b>.279</b> | <b>-</b> | <b>-</b> | <b>-</b> | <b>133</b> | <b>181</b> | <b>.735</b> | <b>-</b> | <b>-</b> | <b>326</b> | <b>131</b> | <b>270</b> | <b>14</b> | <b>-</b> | <b>-</b> | <b>-</b> | <b>359</b> | <b>3.4</b> | <b>-</b> |

### PLAYOFFS

|         | G  | Min. | FG | FGA | Pct. | 3FG | 3FGA | PCT | FT | FTA | Pct. | Off. | Def. | Tot. | Ast. | PF | Dq. | Stl. | TO | Blk. | Pts. | Avg. | HI |
|---------|----|------|----|-----|------|-----|------|-----|----|-----|------|------|------|------|------|----|-----|------|----|------|------|------|----|
| 1951-52 | 12 | 99   | 6  | 18  | .333 | -   | -    | -   | 6  | 10  | .600 | -    | -    | 19   | 5    | -  | -   | -    | -  | -    | 18   | 1.5  | -  |

## BYRON SCOTT - 6-4, 200 - ARIZONA STATE

MARCH 28, 1961

### REGULAR SEASON

|            | G          | Min.         | FG          | FGA          | Pct.        | 3FG        | 3FGA        | PCT         | FT          | FTA         | Pct.        | Off.       | Def.        | Tot.        | Ast.        | PF          | Dq.      | Stl.        | TO          | Blk.       | Pts.         | Avg.        | HI       |
|------------|------------|--------------|-------------|--------------|-------------|------------|-------------|-------------|-------------|-------------|-------------|------------|-------------|-------------|-------------|-------------|----------|-------------|-------------|------------|--------------|-------------|----------|
| 1983-84    | 74         | 1637         | 334         | 690          | .484        | 8          | 34          | .235        | 112         | 139         | .806        | 50         | 114         | 164         | 177         | 174         | 0        | 81          | 116         | 19         | 788          | 10.6        | 32       |
| 1984-85    | 81         | 2305         | 541         | 1003         | .539        | 26         | 60          | .433        | 187         | 228         | .820        | 57         | 153         | 210         | 244         | 197         | 1        | 100         | 138         | 17         | 1295         | 16.0        | 30       |
| 1985-86    | 76         | 2190         | 507         | 989          | .513        | 22         | 61          | .361        | 138         | 176         | .784        | 55         | 134         | 189         | 164         | 167         | 0        | 85          | 110         | 15         | 1174         | 15.4        | 31       |
| 1986-87    | 82         | 2729         | 654         | 1134         | .489        | 65         | 149         | .436        | 224         | 251         | .892        | 63         | 223         | 286         | 281         | 163         | 0        | 125         | 144         | 18         | 1397         | 17.0        | 33       |
| 1987-88    | 81         | 3048         | 710         | 1348         | .527        | 62         | 179         | .346        | 272         | 317         | .858        | 76         | 257         | 333         | 335         | 204         | 2        | 155         | 161         | 27         | 1754         | 21.7        | 38       |
| 1988-89    | 74         | 2605         | 588         | 1198         | .491        | 77         | 193         | .399        | 195         | 226         | .863        | 72         | 230         | 302         | 231         | 181         | 1        | 114         | 157         | 27         | 1448         | 19.6        | 35       |
| 1989-90    | 77         | 2593         | 472         | 1005         | .470        | 93         | 220         | .423        | 160         | 209         | .766        | 51         | 191         | 242         | 274         | 180         | 2        | 77          | 122         | 31         | 1197         | 15.5        | 33       |
| 1990-91    | 82         | 2630         | 501         | 1051         | .477        | 71         | 219         | .324        | 118         | 148         | .797        | 54         | 192         | 246         | 177         | 146         | 0        | 95          | 85          | 21         | 1191         | 14.5        | 32       |
| 1991-92    | 82         | 2679         | 460         | 1005         | .458        | 44         | 137         | .344        | 244         | 291         | .838        | 74         | 236         | 310         | 226         | 140         | 0        | 105         | 119         | 28         | 1218         | 14.9        | 31       |
| 1992-93    | 58         | 1677         | 296         | 659          | .449        | 44         | 135         | .326        | 156         | 184         | .848        | 27         | 107         | 134         | 157         | 98          | 0        | 55          | 70          | 13         | 792          | 13.7        | 29       |
| 1996-97    | 79         | 1440         | 163         | 379          | .430        | 73         | 188         | .388        | 127         | 151         | .841        | 21         | 97          | 118         | 99          | 72          | 0        | 46          | 53          | 16         | 526          | 6.7         | 19       |
| <b>TOT</b> | <b>846</b> | <b>25533</b> | <b>5126</b> | <b>10461</b> | <b>.490</b> | <b>595</b> | <b>1595</b> | <b>.373</b> | <b>1933</b> | <b>2320</b> | <b>.833</b> | <b>600</b> | <b>1934</b> | <b>2534</b> | <b>2365</b> | <b>1722</b> | <b>6</b> | <b>1038</b> | <b>1275</b> | <b>232</b> | <b>12780</b> | <b>15.1</b> | <b>-</b> |

### PLAYOFFS

|            | G          | Min.        | FG         | FGA         | Pct.        | 3FG        | 3FGA       | PCT         | FT         | FTA        | Pct.        | Off.       | Def.       | Tot.       | Ast.       | PF       | Dq.      | Stl.       | TO         | Blk.      | Pts.        | Avg.        | HI       |
|------------|------------|-------------|------------|-------------|-------------|------------|------------|-------------|------------|------------|-------------|------------|------------|------------|------------|----------|----------|------------|------------|-----------|-------------|-------------|----------|
| 1983-84    | 20         | 404         | 74         | 161         | .460        | 2          | 10         | .200        | 21         | 35         | .600        | 11         | 26         | 37         | 34         | -        | -        | 18         | 26         | 2         | 171         | 8.6         | -        |
| 1984-85    | 19         | 585         | 138        | 267         | .517        | 10         | 21         | .476        | 35         | 44         | .795        | 16         | 36         | 52         | 50         | -        | -        | 41         | 24         | 4         | 321         | 16.9        | -        |
| 1985-86    | 14         | 470         | 90         | 181         | .497        | 6          | 17         | .353        | 38         | 42         | .905        | 15         | 40         | 55         | 42         | -        | -        | 19         | 30         | 2         | 224         | 16.0        | -        |
| 1986-87    | 18         | 608         | 103        | 210         | .490        | 7          | 34         | .206        | 53         | 67         | .791        | 20         | 42         | 62         | 57         | -        | -        | 19         | 25         | 4         | 266         | 14.8        | -        |
| 1987-88    | 24         | 897         | 178        | 357         | .499        | 24         | 55         | .436        | 90         | 104        | .865        | 26         | 74         | 100        | 60         | -        | -        | 34         | 47         | 5         | 470         | 19.6        | -        |
| 1988-89    | 11         | 402         | 79         | 160         | .494        | 15         | 39         | .385        | 46         | 55         | .836        | 10         | 35         | 45         | 25         | -        | -        | 18         | 20         | 2         | 219         | 19.9        | -        |
| 1989-90    | 9          | 325         | 49         | 106         | .462        | 13         | 34         | .382        | 10         | 13         | .769        | 7          | 30         | 37         | 23         | -        | -        | 20         | 13         | 3         | 121         | 13.4        | -        |
| 1990-91    | 18         | 678         | 95         | 186         | .511        | 20         | 38         | .526        | 27         | 34         | .794        | 13         | 44         | 57         | 29         | -        | -        | 23         | 17         | 4         | 237         | 13.2        | -        |
| 1991-92    | 4          | 148         | 22         | 44          | .500        | 7          | 12         | .583        | 24         | 27         | .889        | 3          | 7          | 10         | 14         | -        | -        | 6          | 5          | 1         | 75          | 18.8        | -        |
| 1992-93    | 5          | 177         | 21         | 42          | .500        | 8          | 15         | .533        | 18         | 23         | .783        | 0          | 11         | 11         | 9          | -        | -        | 5          | 4          | 0         | 68          | 13.6        | -        |
| 1996-97    | 8          | 134         | 15         | 33          | .455        | 4          | 11         | .364        | 17         | 19         | .895        | 0          | 12         | 12         | 11         | -        | -        | 1          | 8          | 0         | 51          | 6.4         | -        |
| <b>TOT</b> | <b>150</b> | <b>4828</b> | <b>864</b> | <b>1747</b> | <b>.495</b> | <b>116</b> | <b>286</b> | <b>.406</b> | <b>379</b> | <b>463</b> | <b>.819</b> | <b>121</b> | <b>357</b> | <b>478</b> | <b>354</b> | <b>-</b> | <b>-</b> | <b>204</b> | <b>219</b> | <b>27</b> | <b>2223</b> | <b>14.8</b> | <b>-</b> |

## CHARLES SCOTT - 6-5, 175 - NORTH CAROLINA

DECEMBER 15, 1948

### REGULAR SEASON

|         | G  | Min. | FG  | FGA | Pct. | 3FG | 3FGA | PCT | FT  | FTA | Pct. | Off. | Def. | Tot. | Ast. | PF  | Dq. | Stl. | TO | Blk. | Pts. | Avg. | HI   |    |
|---------|----|------|-----|-----|------|-----|------|-----|-----|-----|------|------|------|------|------|-----|-----|------|----|------|------|------|------|----|
| 1977-78 | 48 | 1393 | 225 | 509 | .442 | -   | -    | -   | 110 | 142 | .775 | -    | -    | 110  | 148  | 235 | 155 | 4    | 59 | 133  | 11   | 560  | 11.7 | 24 |

### PLAYOFFS

|         | G | Min. | FG | FGA | Pct. | 3FG | 3FGA | PCT | FT | FTA | Pct. | Off. | Def. | Tot. | Ast. | PF | Dq. | Stl. | TO | Blk. | Pts. | Avg. | HI |
|---------|---|------|----|-----|------|-----|------|-----|----|-----|------|------|------|------|------|----|-----|------|----|------|------|------|----|
| 1977-78 | 3 | 103  | 12 | 40  | .300 | -   | -    | -   | 6  | 8   | .750 | -    | -    | 13   | 14   | -  | -   | 4    | -  | -    | 30   | 10.0 | -  |



# ALL-TIME ROSTER WITH STATISTICS

## FRANK SELVY - 6-2, 180 - FURMAN

NOVEMBER 9, 1932

### REGULAR SEASON

| G          | Min.       | FG          | FGA         | Pct.        | 3FG         | 3FGA     | PCT      | FT         | FTA         | Pct.        | Off.     | Def.     | Tot.        | Ast.        | PF         | Do.      | StL.     | TO       | Blk.     | Pts.        | Avg.        | HI       |
|------------|------------|-------------|-------------|-------------|-------------|----------|----------|------------|-------------|-------------|----------|----------|-------------|-------------|------------|----------|----------|----------|----------|-------------|-------------|----------|
| 1957-58    | 12         | 231         | 28          | 84          | .333        | -        | -        | 20         | 29          | .690        | -        | -        | 35          | 19          | 21         | 0        | -        | -        | -        | 76          | 6.3         | -        |
| 1959-60    | 43         | 1091        | 169         | 427         | .396        | -        | -        | 122        | 160         | .763        | -        | -        | 127         | 81          | 76         | -        | -        | -        | -        | 460         | 10.7        | -        |
| 1960-61    | 77         | 2153        | 311         | 767         | .405        | -        | -        | 210        | 279         | .753        | -        | -        | 299         | 246         | 219        | 3        | -        | -        | -        | 832         | 10.8        | -        |
| 1961-62    | 79         | 2806        | 433         | 1032        | .420        | -        | -        | 298        | 404         | .738        | -        | -        | 412         | 381         | 232        | 0        | -        | -        | -        | 1164        | 14.7        | -        |
| 1962-63    | 80         | 2369        | 317         | 747         | .424        | -        | -        | 192        | 269         | .714        | -        | -        | 289         | 281         | 149        | 0        | -        | -        | -        | 826         | 10.3        | -        |
| 1963-64    | 73         | 1286        | 160         | 423         | .378        | -        | -        | 78         | 122         | .639        | -        | -        | 139         | 149         | 115        | 1        | -        | -        | -        | 398         | 5.5         | -        |
| <b>TOT</b> | <b>364</b> | <b>9936</b> | <b>1418</b> | <b>3480</b> | <b>.407</b> | <b>-</b> | <b>-</b> | <b>920</b> | <b>1263</b> | <b>.728</b> | <b>-</b> | <b>-</b> | <b>1301</b> | <b>1157</b> | <b>812</b> | <b>4</b> | <b>-</b> | <b>-</b> | <b>-</b> | <b>3756</b> | <b>10.3</b> | <b>-</b> |

### PLAYOFFS

| G          | Min.      | FG          | FGA        | Pct.       | 3FG         | 3FGA     | PCT      | FT         | FTA        | Pct.        | Off.     | Def.     | Tot.       | Ast.       | PF       | Do.      | StL.     | TO       | Blk.     | Pts.       | Avg.        | HI       |
|------------|-----------|-------------|------------|------------|-------------|----------|----------|------------|------------|-------------|----------|----------|------------|------------|----------|----------|----------|----------|----------|------------|-------------|----------|
| 1959-60    | 9         | 330         | 55         | 153        | .359        | -        | -        | 31         | 44         | .705        | -        | -        | 55         | 29         | -        | -        | -        | -        | -        | 141        | 15.7        | -        |
| 1960-61    | 12        | 371         | 43         | 111        | .387        | -        | -        | 37         | 48         | .771        | -        | -        | 44         | 50         | -        | -        | -        | -        | -        | 123        | 10.3        | -        |
| 1961-62    | 13        | 478         | 66         | 152        | .434        | -        | -        | 33         | 39         | .846        | -        | -        | 73         | 65         | -        | -        | -        | -        | -        | 165        | 12.7        | -        |
| 1962-63    | 13        | 317         | 32         | 81         | .395        | -        | -        | 39         | 48         | .813        | -        | -        | 45         | 36         | -        | -        | -        | -        | -        | 103        | 7.9         | -        |
| 1963-64    | 3         | 69          | 13         | 27         | .481        | -        | -        | 2          | 2          | 1.000       | -        | -        | 5          | 6          | -        | -        | -        | -        | -        | 28         | 9.3         | -        |
| <b>TOT</b> | <b>50</b> | <b>1565</b> | <b>209</b> | <b>524</b> | <b>.399</b> | <b>-</b> | <b>-</b> | <b>142</b> | <b>181</b> | <b>.785</b> | <b>-</b> | <b>-</b> | <b>222</b> | <b>186</b> | <b>-</b> | <b>-</b> | <b>-</b> | <b>-</b> | <b>-</b> | <b>560</b> | <b>11.2</b> | <b>-</b> |

## RAMON SESSIONS - 6-3, 190 - NEVADA-RENO

APRIL 11, 1986

### REGULAR SEASON

| G       | Min. | FG  | FGA | Pct. | 3FG  | 3FGA | PCT | FT  | FTA | Pct. | Off. | Def. | Tot. | Ast. | PF  | Do. | StL. | TO | Blk. | Pts. | Avg. | HI   |    |
|---------|------|-----|-----|------|------|------|-----|-----|-----|------|------|------|------|------|-----|-----|------|----|------|------|------|------|----|
| 2011-12 | 23   | 701 | 101 | 211  | .479 | 17   | 35  | 486 | 72  | 101  | .713 | 14   | 73   | 87   | 142 | 37  | 0    | 17 | 59   | 2    | 291  | 12.7 | 23 |

### PLAYOFFS

| G       | Min. | FG  | FGA | Pct. | 3FG  | 3FGA | PCT | FT   | FTA | Pct. | Off. | Def. | Tot. | Ast. | PF | Do. | StL. | TO | Blk. | Pts. | Avg. | HI  |   |
|---------|------|-----|-----|------|------|------|-----|------|-----|------|------|------|------|------|----|-----|------|----|------|------|------|-----|---|
| 2011-12 | 12   | 380 | 43  | 114  | .377 | 4    | 25  | .160 | 26  | 35   | .743 | 3    | 33   | 36   | 43 | 27  | 0    | 4  | 22   | 1    | 116  | 9.7 | - |

## CHARLIE SHARE - 6-11, 245 - BOWLING GREEN STATE

MARCH 14, 1927

### REGULAR SEASON

| G        | Min. | FG  | FGA | Pct. | 3FG  | 3FGA | PCT | FT | FTA | Pct. | Off. | Def. | Tot. | Ast. | PF  | Do. | StL. | TO | Blk. | Pts. | Avg. | HI |
|----------|------|-----|-----|------|------|------|-----|----|-----|------|------|------|------|------|-----|-----|------|----|------|------|------|----|
| 1959-60* | 41   | 651 | 59  | 151  | .391 | -    | -   | 53 | 80  | .663 | -    | -    | 221  | 62   | 142 | 9   | -    | -  | -    | 171  | 4.2  | -  |

### PLAYOFFS

| G       | Min. | FG  | FGA | Pct. | 3FG  | 3FGA | PCT | FT | FTA | Pct. | Off. | Def. | Tot. | Ast. | PF | Do. | StL. | TO | Blk. | Pts. | Avg. | HI |
|---------|------|-----|-----|------|------|------|-----|----|-----|------|------|------|------|------|----|-----|------|----|------|------|------|----|
| 1959-60 | 9    | 123 | 6   | 14   | .429 | -    | -   | 10 | 11  | .909 | -    | -    | 34   | 5    | -  | -   | -    | -  | -    | 22   | 2.4  | -  |

## BRIAN SHAW - 6-6, 200 - UC SANTA BARBARA

MARCH 22, 1966

### REGULAR SEASON

| G          | Min.       | FG          | FGA        | Pct.        | 3FG         | 3FGA       | PCT        | FT         | FTA        | Pct.       | Off.        | Def.       | Tot.       | Ast.       | PF         | Do.        | StL.     | TO         | Blk.       | Pts.      | Avg.        | HI         |          |
|------------|------------|-------------|------------|-------------|-------------|------------|------------|------------|------------|------------|-------------|------------|------------|------------|------------|------------|----------|------------|------------|-----------|-------------|------------|----------|
| 1999-00    | 74         | 1249        | 123        | 322         | .382        | 18         | 58         | 310        | 41         | 54         | .759        | 45         | 171        | 216        | 201        | 105        | 0        | 35         | 75         | 14        | 305         | 4.1        | 14       |
| 2000-01    | 80         | 1833        | 164        | 411         | .399        | 42         | 135        | 311        | 51         | 64         | .797        | 48         | 256        | 304        | 258        | 159        | 1        | 49         | 97         | 27        | 421         | 5.3        | 22       |
| 2001-02    | 58         | 631         | 61         | 173         | .353        | 29         | 88         | 330        | 18         | 26         | .692        | 19         | 93         | 112        | 89         | 43         | 0        | 25         | 32         | 3         | 169         | 2.9        | 16       |
| 2002-03    | 72         | 900         | 101        | 261         | .387        | 38         | 109        | 349        | 10         | 15         | .667        | 20         | 99         | 119        | 103        | 62         | 0        | 32         | 54         | 13        | 250         | 3.5        | 20       |
| <b>TOT</b> | <b>284</b> | <b>4613</b> | <b>449</b> | <b>1167</b> | <b>.385</b> | <b>127</b> | <b>390</b> | <b>326</b> | <b>120</b> | <b>159</b> | <b>.755</b> | <b>132</b> | <b>619</b> | <b>751</b> | <b>651</b> | <b>369</b> | <b>1</b> | <b>141</b> | <b>258</b> | <b>57</b> | <b>1145</b> | <b>4.0</b> | <b>-</b> |

### PLAYOFFS

| G          | Min.      | FG          | FGA        | Pct.       | 3FG         | 3FGA      | PCT        | FT         | FTA       | Pct.      | Off.        | Def.      | Tot.       | Ast.       | PF         | Do.      | StL.     | TO        | Blk.      | Pts.      | Avg.       | HI         |          |
|------------|-----------|-------------|------------|------------|-------------|-----------|------------|------------|-----------|-----------|-------------|-----------|------------|------------|------------|----------|----------|-----------|-----------|-----------|------------|------------|----------|
| 1999-00    | 22        | 408         | 45         | 107        | .421        | 16        | 48         | 333        | 13        | 16        | .813        | 7         | 44         | 51         | 67         | -        | -        | 11        | 17        | 4         | 119        | 5.4        | -        |
| 2000-01    | 16        | 290         | 27         | 72         | .375        | 10        | 29         | 345        | 6         | 9         | .667        | 10        | 45         | 55         | 43         | -        | -        | 10        | 16        | 1         | 70         | 4.4        | -        |
| 2001-02    | 19        | 238         | 21         | 63         | .333        | 9         | 32         | 281        | 4         | 4         | 1.000       | 9         | 26         | 35         | 30         | -        | -        | 5         | 8         | 6         | 55         | 2.9        | -        |
| 2002-03    | 12        | 215         | 15         | 49         | .306        | 6         | 26         | 231        | 2         | 3         | .667        | 1         | 37         | 38         | 24         | -        | -        | 4         | 9         | 5         | 38         | 3.2        | -        |
| <b>TOT</b> | <b>69</b> | <b>1151</b> | <b>108</b> | <b>291</b> | <b>.371</b> | <b>41</b> | <b>135</b> | <b>304</b> | <b>25</b> | <b>32</b> | <b>.781</b> | <b>27</b> | <b>152</b> | <b>179</b> | <b>164</b> | <b>-</b> | <b>-</b> | <b>30</b> | <b>50</b> | <b>16</b> | <b>282</b> | <b>4.1</b> | <b>-</b> |

## BOB SIMS - 6-5, 220 - PEPPERDINE

OCTOBER 9, 1938

### REGULAR SEASON

| G       | Min. | FG  | FGA | Pct. | 3FG  | 3FGA | PCT | FT | FTA | Pct. | Off. | Def. | Tot. | Ast. | PF | Do. | StL. | TO | Blk. | Pts. | Avg. | HI |
|---------|------|-----|-----|------|------|------|-----|----|-----|------|------|------|------|------|----|-----|------|----|------|------|------|----|
| 1961-62 | 19   | 171 | 22  | 59   | .373 | -    | -   | 19 | 39  | .487 | -    | -    | 27   | 12   | 40 | -   | -    | -  | -    | 63   | 3.3  | -  |

## MYER "WHITEY" SKOOO - 5-11, 180 - MINNESOTA

NOVEMBER 2, 1926

### REGULAR SEASON

| G          | Min.       | FG          | FGA         | Pct.        | 3FG         | 3FGA     | PCT      | FT         | FTA        | Pct.        | Off.     | Def.     | Tot.        | Ast.       | PF          | Do.       | StL.     | TO       | Blk.     | Pts.        | Avg.       | HI       |
|------------|------------|-------------|-------------|-------------|-------------|----------|----------|------------|------------|-------------|----------|----------|-------------|------------|-------------|-----------|----------|----------|----------|-------------|------------|----------|
| 1951-52    | 35         | 988         | 102         | 296         | .345        | -        | -        | 30         | 38         | .789        | -        | -        | 122         | 60         | 94          | 4         | -        | -        | -        | 234         | 6.7        | -        |
| 1952-53    | 68         | 996         | 102         | 264         | .386        | -        | -        | 46         | 61         | .754        | -        | -        | 121         | 82         | 137         | 2         | -        | -        | -        | 250         | 3.7        | -        |
| 1953-54    | 71         | 1877        | 212         | 530         | .400        | -        | -        | 72         | 97         | .742        | -        | -        | 224         | 179        | 234         | 5         | -        | -        | -        | 496         | 7.0        | -        |
| 1954-55    | 72         | 2365        | 330         | 836         | .395        | -        | -        | 125        | 155        | .806        | -        | -        | 303         | 251        | 265         | 10        | -        | -        | -        | 785         | 10.9       | -        |
| 1955-56    | 72         | 2311        | 340         | 854         | .398        | -        | -        | 155        | 193        | .803        | -        | -        | 291         | 255        | 232         | 5         | -        | -        | -        | 835         | 11.6       | -        |
| 1956-57    | 23         | 656         | 78          | 220         | .355        | -        | -        | 44         | 47         | .936        | -        | -        | 72          | 76         | 65          | 1         | -        | -        | -        | 200         | 8.7        | -        |
| <b>TOT</b> | <b>341</b> | <b>9193</b> | <b>1164</b> | <b>3000</b> | <b>.388</b> | <b>-</b> | <b>-</b> | <b>472</b> | <b>591</b> | <b>.799</b> | <b>-</b> | <b>-</b> | <b>1133</b> | <b>903</b> | <b>1027</b> | <b>27</b> | <b>-</b> | <b>-</b> | <b>-</b> | <b>2800</b> | <b>8.2</b> | <b>-</b> |

### PLAYOFFS

| G          | Min.      | FG         | FGA        | Pct.       | 3FG         | 3FGA     | PCT      | FT        | FTA       | Pct.        | Off.     | Def.     | Tot.       | Ast.      | PF       | Do.      | StL.     | TO       | Blk.     | Pts.       | Avg.       | HI       |
|------------|-----------|------------|------------|------------|-------------|----------|----------|-----------|-----------|-------------|----------|----------|------------|-----------|----------|----------|----------|----------|----------|------------|------------|----------|
| 1952-53    | 11        | 198        | 24         | 56         | .429        | -        | -        | 16        | 20        | .800        | -        | -        | 23         | 13        | -        | -        | -        | -        | -        | 64         | 5.8        | -        |
| 1953-54    | 13        | 402        | 42         | 107        | .393        | -        | -        | 12        | 21        | .571        | -        | -        | 47         | 23        | -        | -        | -        | -        | -        | 96         | 7.4        | -        |
| 1954-55    | 7         | 241        | 36         | 92         | .391        | -        | -        | 19        | 21        | .905        | -        | -        | 37         | 16        | -        | -        | -        | -        | -        | 91         | 13.0       | -        |
| 1955-56    | 3         | 90         | 13         | 31         | .419        | -        | -        | 3         | 11        | .273        | -        | -        | 18         | 18        | -        | -        | -        | -        | -        | 29         | 9.7        | -        |
| <b>TOT</b> | <b>34</b> | <b>931</b> | <b>115</b> | <b>286</b> | <b>.402</b> | <b>-</b> | <b>-</b> | <b>50</b> | <b>73</b> | <b>.685</b> | <b>-</b> | <b>-</b> | <b>125</b> | <b>70</b> | <b>-</b> | <b>-</b> | <b>-</b> | <b>-</b> | <b>-</b> | <b>280</b> | <b>8.2</b> | <b>-</b> |



# ALL-TIME ROSTER WITH STATISTICS



## DONALD SMITH - 6-2, 190 - MINNESOTA

JULY 27, 1920

### REGULAR SEASON

|         | G | Min. | FG | FGA | Pct. | 3FG | 3FGA | PCT | FT | FTA | Pct. | Off. | Def. | Tot. | Ast. | PF | Dq. | Stl. | TO | Blk. | Pts. | Avg. | Hi |
|---------|---|------|----|-----|------|-----|------|-----|----|-----|------|------|------|------|------|----|-----|------|----|------|------|------|----|
| 1948-49 | 8 | -    | 2  | 13  | .154 | -   | -    | -   | 2  | 3   | .667 | -    | -    | -    | 2    | 6  | -   | -    | -  | -    | 6    | 0.8  | -  |

## ELMORE SMITH - 7-1, 250 - KENTUCKY STATE

MAY 9, 1949

### REGULAR SEASON

|         | G   | Min. | FG  | FGA  | Pct. | 3FG | 3FGA | PCT | FT  | FTA | Pct. | Off. | Def. | Tot. | Ast. | PF  | Dq. | Stl. | TO | Blk. | Pts. | Avg. | Hi   |    |
|---------|-----|------|-----|------|------|-----|------|-----|-----|-----|------|------|------|------|------|-----|-----|------|----|------|------|------|------|----|
| 1973-74 | 81  | 2922 | 434 | 949  | .457 | -   | -    | -   | 147 | 249 | .590 | 204  | 702  | 906  | 150  | 309 | 8   | 71   | -  | -    | 393  | 1015 | 12.5 | 37 |
| 1974-75 | 74  | 2341 | 346 | 702  | .493 | -   | -    | -   | 112 | 231 | .485 | 210  | 600  | 810  | 145  | 255 | 6   | 84   | -  | -    | 216  | 804  | 10.9 | 30 |
| TOT     | 155 | 5263 | 780 | 1651 | .472 | -   | -    | -   | 259 | 480 | .540 | 414  | 1302 | 1716 | 295  | 564 | 14  | 155  | -  | -    | 609  | 1819 | 11.7 | -  |

### PLAYOFFS

|         | G | Min. | FG | FGA | Pct. | 3FG | 3FGA | PCT | FT | FTA | Pct. | Off. | Def. | Tot. | Ast. | PF | Dq. | Stl. | TO | Blk. | Pts. | Avg. | Hi |
|---------|---|------|----|-----|------|-----|------|-----|----|-----|------|------|------|------|------|----|-----|------|----|------|------|------|----|
| 1973-74 | 5 | 171  | 42 | 88  | .477 | -   | -    | -   | 12 | 17  | .706 | -    | -    | 53   | 6    | -  | -   | -    | -  | -    | 96   | 19.2 | -  |

## JOE SMITH - 6-10, 225 - MARYLAND

JULY 26, 1975

### REGULAR SEASON

|         | G  | Min. | FG | FGA | Pct. | 3FG | 3FGA | PCT | FT | FTA | Pct.  | Off. | Def. | Tot. | Ast. | PF | Dq. | Stl. | TO | Blk. | Pts. | Avg. | Hi |
|---------|----|------|----|-----|------|-----|------|-----|----|-----|-------|------|------|------|------|----|-----|------|----|------|------|------|----|
| 2010-11 | 12 | 44   | 2  | 12  | .167 | 0   | 0    | -   | 2  | 2   | 1.000 | 2    | 16   | 18   | 3    | 10 | 0   | 0    | 3  | 4    | 6    | 0.5  | 2  |

### PLAYOFFS

|         | G | Min. | FG | FGA | Pct. | 3FG | 3FGA | PCT | FT | FTA | Pct. | Off. | Def. | Tot. | Ast. | PF | Dq. | Stl. | TO | Blk. | Pts. | Avg. | Hi |
|---------|---|------|----|-----|------|-----|------|-----|----|-----|------|------|------|------|------|----|-----|------|----|------|------|------|----|
| 2010-11 | 5 | 11   | 0  | 2   | .000 | 0   | 0    | -   | 0  | 0   | -    | 1    | 0    | 1    | 0    | -  | 0   | 0    | 0  | 0    | 0    | 0.0  | -  |

## ROBERT SMITH - 6-4, 190 - WEST VIRGINIA

AUGUST 20, 1937

### REGULAR SEASON

|         | G  | Min. | FG | FGA | Pct. | 3FG | 3FGA | PCT | FT | FTA | Pct. | Off. | Def. | Tot. | Ast. | PF | Dq. | Stl. | TO | Blk. | Pts. | Avg. | Hi |
|---------|----|------|----|-----|------|-----|------|-----|----|-----|------|------|------|------|------|----|-----|------|----|------|------|------|----|
| 1959-60 | 10 | 130  | 13 | 54  | .241 | -   | -    | -   | 11 | 16  | .688 | -    | -    | 33   | 14   | 10 | 0   | -    | -  | -    | 37   | 3.7  | -  |
| 1961-62 | 3  | 7    | 0  | 1   | .000 | -   | -    | -   | 0  | 0   | -    | -    | -    | 0    | 1    | 0  | -   | -    | -  | -    | 0    | 0.0  | -  |
| TOT     | 13 | 137  | 13 | 55  | .236 | -   | -    | -   | 11 | 16  | .688 | -    | -    | 33   | 14   | 11 | 0   | -    | -  | -    | 37   | 2.8  | -  |

## TONY SMITH - 6-4, 205 - MARQUETTE

JUNE 14, 1968

### REGULAR SEASON

|         | G   | Min. | FG  | FGA  | Pct. | 3FG | 3FGA | PCT  | FT  | FTA | Pct. | Off. | Def. | Tot. | Ast. | PF  | Dq. | Stl. | TO  | Blk. | Pts. | Avg. | Hi |
|---------|-----|------|-----|------|------|-----|------|------|-----|-----|------|------|------|------|------|-----|-----|------|-----|------|------|------|----|
| 1990-91 | 64  | 695  | 97  | 220  | .441 | 0   | 7    | .000 | 40  | 57  | .702 | 24   | 47   | 71   | 135  | 80  | 0   | 28   | 69  | 12   | 234  | 3.7  | 12 |
| 1991-92 | 63  | 820  | 113 | 283  | .399 | 0   | 11   | .000 | 49  | 75  | .653 | 31   | 45   | 76   | 109  | 91  | 0   | 39   | 50  | 8    | 275  | 4.4  | 18 |
| 1992-93 | 55  | 752  | 133 | 275  | .484 | 2   | 11   | .182 | 62  | 82  | .756 | 46   | 41   | 87   | 63   | 72  | 1   | 50   | 40  | 7    | 330  | 6.0  | 20 |
| 1993-94 | 73  | 1617 | 272 | 617  | .441 | 16  | 50   | .320 | 85  | 119 | .714 | 106  | 89   | 195  | 148  | 128 | 1   | 59   | 76  | 14   | 645  | 8.8  | 25 |
| 1994-95 | 61  | 1024 | 132 | 309  | .427 | 32  | 91   | .352 | 44  | 63  | .698 | 43   | 64   | 107  | 102  | 111 | 0   | 46   | 50  | 7    | 340  | 5.6  | 19 |
| TOT     | 316 | 4908 | 747 | 1704 | .438 | 50  | 170  | .294 | 280 | 396 | .707 | 250  | 286  | 536  | 557  | 482 | 2   | 222  | 285 | 48   | 1824 | 5.8  | -  |

### PLAYOFFS

|         | G  | Min. | FG | FGA | Pct. | 3FG | 3FGA | PCT  | FT | FTA | Pct. | Off. | Def. | Tot. | Ast. | PF | Dq. | Stl. | TO | Blk. | Pts. | Avg. | Hi |
|---------|----|------|----|-----|------|-----|------|------|----|-----|------|------|------|------|------|----|-----|------|----|------|------|------|----|
| 1990-91 | 7  | 40   | 6  | 13  | .462 | 0   | 0    | -    | 2  | 3   | .667 | 3    | 0    | 3    | 2    | -  | -   | 1    | 6  | 0    | 14   | 2.0  | -  |
| 1991-92 | 4  | 40   | 3  | 10  | .300 | 0   | 2    | .000 | 1  | 2   | .500 | 1    | 1    | 2    | 5    | -  | -   | 4    | 3  | 0    | 7    | 1.8  | -  |
| 1992-93 | 5  | 73   | 13 | 25  | .520 | 2   | 4    | .500 | 6  | 9   | .667 | 5    | 3    | 8    | 2    | -  | -   | 1    | 3  | 1    | 34   | 6.8  | -  |
| 1994-95 | 6  | 27   | 3  | 13  | .231 | 3   | 10   | .300 | 0  | 2   | .000 | 1    | 2    | 3    | 3    | -  | -   | 0    | 4  | 0    | 9    | 1.5  | -  |
| TOT     | 22 | 180  | 25 | 61  | .410 | 5   | 16   | .313 | 9  | 16  | .563 | 10   | 6    | 16   | 12   | -  | -   | 6    | 16 | 1    | 64   | 2.9  | -  |

## MIKE SMREK - 7-0, 250 - CANISIUS

AUGUST 31, 1962

### REGULAR SEASON

|         | G  | Min. | FG | FGA | Pct. | 3FG | 3FGA | PCT | FT | FTA | Pct. | Off. | Def. | Tot. | Ast. | PF  | Dq. | Stl. | TO | Blk. | Pts. | Avg. | Hi |
|---------|----|------|----|-----|------|-----|------|-----|----|-----|------|------|------|------|------|-----|-----|------|----|------|------|------|----|
| 1986-87 | 35 | 233  | 30 | 60  | .500 | 0   | 0    | -   | 16 | 25  | .640 | 13   | 24   | 37   | 5    | 70  | 1   | 4    | 19 | 13   | 76   | 2.2  | 8  |
| 1987-88 | 48 | 421  | 44 | 103 | .427 | 0   | 0    | -   | 44 | 66  | .667 | 27   | 58   | 85   | 8    | 105 | 3   | 7    | 30 | 42   | 132  | 2.8  | 12 |
| TOT     | 83 | 654  | 74 | 163 | .454 | 0   | 0    | -   | 60 | 91  | .659 | 40   | 82   | 122  | 13   | 175 | 4   | 11   | 49 | 55   | 208  | 2.5  | -  |

### PLAYOFFS

|         | G  | Min. | FG | FGA | Pct. | 3FG | 3FGA | PCT | FT | FTA | Pct. | Off. | Def. | Tot. | Ast. | PF | Dq. | Stl. | TO | Blk. | Pts. | Avg. | Hi |
|---------|----|------|----|-----|------|-----|------|-----|----|-----|------|------|------|------|------|----|-----|------|----|------|------|------|----|
| 1986-87 | 10 | 33   | 2  | 10  | .200 | 0   | 0    | -   | 4  | 6   | .667 | 3    | 4    | 7    | 0    | -  | -   | 0    | 1  | 6    | 8    | 0.8  | -  |
| 1987-88 | 8  | 34   | 1  | 5   | .200 | 0   | 0    | -   | 1  | 3   | .333 | 1    | 5    | 6    | 0    | -  | -   | 1    | 2  | 3    | 3    | 0.4  | -  |
| TOT     | 18 | 67   | 3  | 15  | .200 | 0   | 0    | -   | 5  | 9   | .555 | 4    | 9    | 13   | 0    | -  | -   | 1    | 3  | 9    | 11   | 0.6  | -  |

## RON SOBIE - 6-3, 195 - DePAUL

SEPTEMBER 21, 1934

### REGULAR SEASON

|         | G | Min. | FG | FGA | Pct. | 3FG | 3FGA | PCT | FT | FTA | Pct. | Off. | Def. | Tot. | Ast. | PF | Dq. | Stl. | TO | Blk. | Pts. | Avg. | Hi |
|---------|---|------|----|-----|------|-----|------|-----|----|-----|------|------|------|------|------|----|-----|------|----|------|------|------|----|
| 1959-60 | 1 | 13   | 1  | 4   | .250 | -   | -    | -   | 0  | 1   | .000 | -    | -    | 2    | 2    | 4  | 0   | -    | -  | -    | 2    | 2.0  | -  |





# ALL-TIME ROSTER WITH STATISTICS

## RORY SPARROW - 6-2, 175 - VILLANOVA

JUNE 12, 1958

### REGULAR SEASON

| G       | Min. | FG  | FGA | Pct. | 3FG  | 3FGA | PCT | FT   | FTA | Pct. | Off. | Def. | Tot. | Ast. | PF | Do. | StL. | TO | Blk. | Pts. | Avg. | HI  |    |
|---------|------|-----|-----|------|------|------|-----|------|-----|------|------|------|------|------|----|-----|------|----|------|------|------|-----|----|
| 1991-92 | 42   | 471 | 57  | 143  | .399 | 2    | 13  | .154 | 8   | 13   | .615 | 3    | 24   | 27   | 79 | 55  | 0    | 12 | 31   | 5    | 124  | 3.0 | 12 |

### PLAYOFFS

| G       | Min. | FG | FGA | Pct. | 3FG  | 3FGA | PCT | FT | FTA  | Pct. | Off. | Def. | Tot. | Ast. | PF | Do. | StL. | TO | Blk. | Pts. | Avg. | HI |   |
|---------|------|----|-----|------|------|------|-----|----|------|------|------|------|------|------|----|-----|------|----|------|------|------|----|---|
| 1991-92 | 3    | 16 | 1   | 4    | .250 | 0    | 3   | 4  | .750 | 1    | 0    | 1    | 4    | -    | 1  | 1   | 0    | 0  | 0    | 5    | 1.7  | -  | - |

## ART SPOELSTRA - 6-9, 220 - WESTERN KENTUCKY

SEPTEMBER 11, 1932

### REGULAR SEASON

| G       | Min. | FG   | FGA | Pct. | 3FG  | 3FGA | PCT | FT | FTA | Pct. | Off. | Def. | Tot. | Ast. | PF | Do. | StL. | TO | Blk. | Pts. | Avg. | HI |   |
|---------|------|------|-----|------|------|------|-----|----|-----|------|------|------|------|------|----|-----|------|----|------|------|------|----|---|
| 1957-58 | 50   | 1098 | 141 | 353  | .399 | -    | -   | -  | 100 | 150  | .667 | -    | -    | 281  | 51 | 183 | -    | -  | -    | 382  | 7.6  | -  | - |

## LARRY SPRIGGS - 6-7, 230 - HOWARD

SEPTEMBER 8, 1959

### REGULAR SEASON

| G          | Min.       | FG          | FGA        | Pct.       | 3FG         | 3FGA     | PCT      | FT          | FTA        | Pct.       | Off.        | Def.       | Tot.       | Ast.       | PF         | Do.        | StL.     | TO        | Blk.       | Pts.      | Avg.       | HI         |          |
|------------|------------|-------------|------------|------------|-------------|----------|----------|-------------|------------|------------|-------------|------------|------------|------------|------------|------------|----------|-----------|------------|-----------|------------|------------|----------|
| 1983-84    | 38         | 363         | 44         | 82         | .537        | 0        | 2        | .000        | 36         | 50         | .720        | 16         | 45         | 61         | 30         | 55         | 0        | 12        | 34         | 4         | 124        | 3.3        | 18       |
| 1984-85    | 75         | 1292        | 194        | 354        | .548        | 0        | 3        | .000        | 112        | 146        | .767        | 77         | 150        | 227        | 132        | 195        | 2        | 47        | 115        | 13        | 500        | 6.7        | 20       |
| 1985-86    | 43         | 471         | 88         | 192        | .458        | 0        | 1        | .000        | 38         | 49         | .776        | 28         | 53         | 81         | 49         | 78         | 0        | 18        | 54         | 9         | 214        | 5.0        | 18       |
| <b>TOT</b> | <b>156</b> | <b>2126</b> | <b>326</b> | <b>628</b> | <b>.519</b> | <b>0</b> | <b>6</b> | <b>.000</b> | <b>186</b> | <b>245</b> | <b>.759</b> | <b>121</b> | <b>248</b> | <b>369</b> | <b>211</b> | <b>328</b> | <b>2</b> | <b>77</b> | <b>203</b> | <b>26</b> | <b>838</b> | <b>5.4</b> | <b>-</b> |

### PLAYOFFS

| G          | Min.      | FG         | FGA       | Pct.       | 3FG         | 3FGA     | PCT      | FT          | FTA       | Pct.      | Off.        | Def.      | Tot.      | Ast.      | PF        | Do.      | StL.     | TO        | Blk.     | Pts.       | Avg.       | HI       |          |
|------------|-----------|------------|-----------|------------|-------------|----------|----------|-------------|-----------|-----------|-------------|-----------|-----------|-----------|-----------|----------|----------|-----------|----------|------------|------------|----------|----------|
| 1983-84    | 9         | 45         | 7         | 19         | .368        | 0        | 0        | -           | 11        | 11        | 1.000       | 4         | 5         | 9         | 3         | -        | 0        | 7         | 1        | 25         | 2.8        | -        | -        |
| 1984-85    | 16        | 230        | 40        | 77         | .519        | 0        | 2        | .000        | 18        | 29        | .621        | 16        | 35        | 51        | 33        | -        | 4        | 26        | 5        | 98         | 6.1        | -        | -        |
| 1985-86    | 3         | 13         | 5         | 6          | .833        | 0        | 0        | -           | 10        | 10        | 1.000       | 1         | 6         | 7         | 2         | -        | 1        | 0         | 0        | 20         | 6.7        | -        | -        |
| <b>TOT</b> | <b>28</b> | <b>288</b> | <b>52</b> | <b>102</b> | <b>.510</b> | <b>0</b> | <b>2</b> | <b>.000</b> | <b>39</b> | <b>50</b> | <b>.780</b> | <b>21</b> | <b>46</b> | <b>67</b> | <b>38</b> | <b>-</b> | <b>5</b> | <b>33</b> | <b>6</b> | <b>143</b> | <b>5.1</b> | <b>-</b> | <b>-</b> |

## DEREK STRONG - 6-8, 225 - XAVIER

FEBRUARY 9, 1968

### REGULAR SEASON

| G       | Min. | FG  | FGA | Pct. | 3FG  | 3FGA | PCT | FT   | FTA | Pct. | Off. | Def. | Tot. | Ast. | PF | Do. | StL. | TO | Blk. | Pts. | Avg. | HI  |    |
|---------|------|-----|-----|------|------|------|-----|------|-----|------|------|------|------|------|----|-----|------|----|------|------|------|-----|----|
| 1995-96 | 63   | 746 | 72  | 169  | .426 | 1    | 9   | .111 | 69  | 85   | .812 | 60   | 118  | 178  | 32 | 80  | 1    | 18 | 20   | 12   | 214  | 3.4 | 16 |

## GENE STUMP - 6-2, 185 - DEPAUL

NOVEMBER 13, 1923

### REGULAR SEASON

| G       | Min. | FG | FGA | Pct. | 3FG  | 3FGA | PCT | FT | FTA | Pct. | Off. | Def. | Tot. | Ast. | PF | Do. | StL. | TO | Blk. | Pts. | Avg. | HI  |   |
|---------|------|----|-----|------|------|------|-----|----|-----|------|------|------|------|------|----|-----|------|----|------|------|------|-----|---|
| 1949-50 | 23   | -  | 27  | 95   | .284 | -    | -   | -  | 7   | 14   | .500 | -    | -    | -    | 23 | 32  | -    | -  | -    | -    | 61   | 2.7 | - |

## SUN YUE - 6-9, 205 - CHINA

NOVEMBER 6, 1985

### REGULAR SEASON

| G       | Min. | FG | FGA | Pct. | 3FG  | 3FGA | PCT | FT   | FTA | Pct. | Off. | Def. | Tot. | Ast. | PF | Do. | StL. | TO | Blk. | Pts. | Avg. | HI |
|---------|------|----|-----|------|------|------|-----|------|-----|------|------|------|------|------|----|-----|------|----|------|------|------|----|
| 2008-09 | 10   | 28 | 3   | 11   | .273 | 0    | 6   | .000 | 0   | 0    | 0    | 0    | 0    | 2    | 10 | 0   | 1    | 3  | 1    | 6    | 0.6  | 4  |

## DON SUNDERLAGE - 6-1, 180 - ILLINOIS

DECEMBER 20, 1929

### REGULAR SEASON

| G       | Min. | FG  | FGA | Pct. | 3FG  | 3FGA | PCT | FT | FTA | Pct. | Off. | Def. | Tot. | Ast. | PF | Do. | StL. | TO | Blk. | Pts. | Avg. | HI |   |
|---------|------|-----|-----|------|------|------|-----|----|-----|------|------|------|------|------|----|-----|------|----|------|------|------|----|---|
| 1954-55 | 45   | 404 | 33  | 133  | .248 | -    | -   | -  | 48  | 73   | .658 | -    | 56   | 37   | 57 | 0   | -    | -  | -    | 114  | 2.5  | -  | - |

## EARL TATUM - 6-4, 185 - MARQUETTE

JULY 26, 1953

### REGULAR SEASON

| G          | Min.      | FG          | FGA        | Pct.       | 3FG         | 3FGA     | PCT      | FT       | FTA        | Pct.       | Off.        | Def.       | Tot.       | Ast.       | PF         | Do.        | StL.     | TO         | Blk.      | Pts.      | Avg.       | HI          |          |
|------------|-----------|-------------|------------|------------|-------------|----------|----------|----------|------------|------------|-------------|------------|------------|------------|------------|------------|----------|------------|-----------|-----------|------------|-------------|----------|
| 1976-77    | 68        | 1249        | 283        | 607        | .466        | -        | -        | -        | 72         | 100        | .720        | 83         | 153        | 236        | 118        | 168        | 1        | 85         | -         | 22        | 638        | 9.4         | 23       |
| 1977-78    | 25        | 663         | 153        | 314        | .487        | -        | -        | -        | 45         | 59         | .763        | 23         | 67         | 90         | 70         | 85         | 1        | 37         | 53        | 10        | 351        | 14.0        | 25       |
| <b>TOT</b> | <b>93</b> | <b>1912</b> | <b>436</b> | <b>921</b> | <b>.473</b> | <b>-</b> | <b>-</b> | <b>-</b> | <b>117</b> | <b>159</b> | <b>.736</b> | <b>106</b> | <b>220</b> | <b>326</b> | <b>188</b> | <b>253</b> | <b>2</b> | <b>122</b> | <b>53</b> | <b>32</b> | <b>989</b> | <b>10.6</b> | <b>-</b> |

### PLAYOFFS

| G       | Min. | FG  | FGA | Pct. | 3FG  | 3FGA | PCT | FT | FTA | Pct. | Off. | Def. | Tot. | Ast. | PF | Do. | StL. | TO | Blk. | Pts. | Avg. | HI |   |
|---------|------|-----|-----|------|------|------|-----|----|-----|------|------|------|------|------|----|-----|------|----|------|------|------|----|---|
| 1976-77 | 11   | 356 | 67  | 134  | .500 | -    | -   | -  | 16  | 24   | .667 | -    | 54   | 27   | -  | -   | -    | -  | -    | 150  | 13.6 | -  | - |

## TERRY TEAGLE - 6-5, 195 - BAYLOR

APRIL 10, 1960

### REGULAR SEASON

| G          | Min.       | FG          | FGA        | Pct.        | 3FG         | 3FGA     | PCT       | FT          | FTA        | Pct.       | Off.        | Def.       | Tot.       | Ast.       | PF         | Do.        | StL.     | TO        | Blk.       | Pts.      | Avg.        | HI          |          |
|------------|------------|-------------|------------|-------------|-------------|----------|-----------|-------------|------------|------------|-------------|------------|------------|------------|------------|------------|----------|-----------|------------|-----------|-------------|-------------|----------|
| 1990-91    | 82         | 1498        | 335        | 757         | .443        | 0        | 9         | .000        | 145        | 177        | .819        | 82         | 99         | 181        | 82         | 165        | 1        | 31        | 83         | 8         | 815         | 9.9         | 35       |
| 1991-92    | 82         | 1602        | 364        | 805         | .452        | 1        | 4         | .250        | 151        | 197        | .766        | 91         | 92         | 183        | 113        | 148        | 0        | 66        | 114        | 9         | 880         | 10.7        | 28       |
| <b>TOT</b> | <b>164</b> | <b>3100</b> | <b>699</b> | <b>1562</b> | <b>.448</b> | <b>1</b> | <b>13</b> | <b>.077</b> | <b>296</b> | <b>374</b> | <b>.791</b> | <b>173</b> | <b>191</b> | <b>364</b> | <b>195</b> | <b>313</b> | <b>1</b> | <b>97</b> | <b>197</b> | <b>17</b> | <b>1695</b> | <b>10.3</b> | <b>-</b> |

### PLAYOFFS

| G          | Min.      | FG         | FGA       | Pct.       | 3FG         | 3FGA     | PCT      | FT       | FTA       | Pct.      | Off.        | Def.      | Tot.      | Ast.      | PF        | Do.      | StL.      | TO        | Blk.     | Pts.       | Avg.       | HI       |
|------------|-----------|------------|-----------|------------|-------------|----------|----------|----------|-----------|-----------|-------------|-----------|-----------|-----------|-----------|----------|-----------|-----------|----------|------------|------------|----------|
| 1990-91    | 18        | 274        | 47        | 125        | .376        | 0        | 0        | -        | 25        | 32        | .781        | 8         | 20        | 28        | 11        | -        | 8         | 16        | 4        | 119        | 6.6        | -        |
| 1991-92    | 4         | 126        | 27        | 55         | .491        | 0        | 0        | -        | 16        | 20        | .800        | 3         | 10        | 13        | 8         | -        | 5         | 8         | 2        | 70         | 17.5       | -        |
| <b>TOT</b> | <b>22</b> | <b>400</b> | <b>74</b> | <b>180</b> | <b>.411</b> | <b>0</b> | <b>0</b> | <b>-</b> | <b>41</b> | <b>52</b> | <b>.788</b> | <b>11</b> | <b>30</b> | <b>41</b> | <b>19</b> | <b>-</b> | <b>13</b> | <b>24</b> | <b>6</b> | <b>189</b> | <b>8.6</b> | <b>-</b> |

## IRVING THOMAS - 6-9, 230 - FLORIDA STATE

JANUARY 2, 1966

### REGULAR SEASON

| G       | Min. | FG  | FGA | Pct. | 3FG  | 3FGA | PCT | FT | FTA | Pct. | Off. | Def. | Tot. | Ast. | PF | Do. | StL. | TO | Blk. | Pts. | Avg. | HI  |   |
|---------|------|-----|-----|------|------|------|-----|----|-----|------|------|------|------|------|----|-----|------|----|------|------|------|-----|---|
| 1990-91 | 26   | 108 | 17  | 50   | .340 | 0    | 0   | -  | 12  | 21   | .571 | 14   | 17   | 31   | 10 | 24  | 0    | 4  | 13   | 1    | 46   | 1.8 | 9 |

### PLAYOFFS

| G       | Min. | FG | FGA | Pct. | 3FG   | 3FGA | PCT | FT | FTA | Pct. | Off. | Def. | Tot. | Ast. | PF | Do. | StL. | TO | Blk. | Pts. | Avg. | HI |   |
|---------|------|----|-----|------|-------|------|-----|----|-----|------|------|------|------|------|----|-----|------|----|------|------|------|----|---|
| 1990-91 | 3    | 5  | 1   | 1    | 1.000 | 0    | 0   | -  | 0   | 0    | -    | 0    | 0    | 0    | 0  | -   | 0    | 0  | 0    | 2    | 0.7  | -  | - |



# ALL-TIME ROSTER WITH STATISTICS



## BILLY THOMPSON - 6-7, 220 - LOUISVILLE

DECEMBER 1, 1963

### REGULAR SEASON

| G          | Min.      | FG         | FGA        | Pct.       | 3FG         | 3FGA     | PCT      | FT          | FTA       | Pct.      | Off.        | Def.      | Tot.       | Ast.       | PF        | Dq.        | Stl.     | TO        | Blk.      | Pts.      | Avg.       | Hi         |          |
|------------|-----------|------------|------------|------------|-------------|----------|----------|-------------|-----------|-----------|-------------|-----------|------------|------------|-----------|------------|----------|-----------|-----------|-----------|------------|------------|----------|
| 1986-87    | 59        | 762        | 142        | 261        | .544        | 0        | 1        | .000        | 48        | 74        | .649        | 69        | 102        | 171        | 60        | 148        | 1        | 15        | 61        | 30        | 332        | 5.6        | 13       |
| 1987-88    | 9         | 38         | 3          | 13         | .231        | 0        | 0        | -           | 8         | 10        | .800        | 2         | 7          | 9          | 1         | 11         | 0        | 1         | 6         | 0         | 14         | 1.6        | 4        |
| <b>TOT</b> | <b>68</b> | <b>800</b> | <b>145</b> | <b>274</b> | <b>.529</b> | <b>0</b> | <b>1</b> | <b>.000</b> | <b>56</b> | <b>84</b> | <b>.667</b> | <b>71</b> | <b>109</b> | <b>180</b> | <b>61</b> | <b>159</b> | <b>1</b> | <b>16</b> | <b>67</b> | <b>30</b> | <b>346</b> | <b>5.1</b> | <b>-</b> |

### PLAYOFFS

| G       | Min. | FG | FGA | Pct. | 3FG  | 3FGA | PCT | FT | FTA | Pct. | Off.  | Def. | Tot. | Ast. | PF | Dq. | Stl. | TO | Blk. | Pts. | Avg. | Hi |
|---------|------|----|-----|------|------|------|-----|----|-----|------|-------|------|------|------|----|-----|------|----|------|------|------|----|
| 1986-87 | 3    | 27 | 6   | 11   | .545 | 0    | 0   | -  | 2   | 2    | 1.000 | 3    | 3    | 6    | 2  | -   | 4    | 0  | 0    | 14   | 4.7  | -  |

## MYCHAL THOMPSON - 6-10, 235 - MINNESOTA

JANUARY 30, 1955

### REGULAR SEASON

| G          | Min.       | FG          | FGA         | Pct.        | 3FG         | 3FGA     | PCT      | FT          | FTA        | Pct.       | Off.        | Def.       | Tot.        | Ast.        | PF         | Dq.        | Stl.     | TO         | Blk.       | Pts.       | Avg.        | Hi         |          |
|------------|------------|-------------|-------------|-------------|-------------|----------|----------|-------------|------------|------------|-------------|------------|-------------|-------------|------------|------------|----------|------------|------------|------------|-------------|------------|----------|
| 1986-87    | 33         | 680         | 129         | 269         | .480        | 0        | 1        | .000        | 75         | 101        | .743        | 47         | 89          | 136         | 28         | 85         | 1        | 14         | 57         | 30         | 333         | 10.1       | 24       |
| 1987-88    | 80         | 2007        | 370         | 722         | .512        | 0        | 3        | .000        | 185        | 292        | .634        | 198        | 291         | 489         | 66         | 251        | 1        | 38         | 113        | 79         | 925         | 11.6       | 28       |
| 1988-89    | 80         | 1994        | 291         | 521         | .559        | 0        | 1        | .000        | 156        | 230        | .678        | 157        | 310         | 467         | 48         | 224        | 0        | 58         | 97         | 59         | 738         | 9.2        | 27       |
| 1989-90    | 70         | 1883        | 281         | 562         | .500        | 0        | 0        | -           | 144        | 204        | .706        | 173        | 304         | 477         | 43         | 207        | 0        | 33         | 79         | 73         | 706         | 10.1       | 24       |
| 1990-91    | 72         | 1077        | 113         | 228         | .496        | 0        | 2        | .000        | 62         | 88         | .705        | 74         | 154         | 228         | 21         | 112        | 0        | 23         | 47         | 23         | 288         | 4.0        | 19       |
| <b>TOT</b> | <b>335</b> | <b>7641</b> | <b>1184</b> | <b>2302</b> | <b>.514</b> | <b>0</b> | <b>7</b> | <b>.000</b> | <b>622</b> | <b>915</b> | <b>.680</b> | <b>649</b> | <b>1148</b> | <b>1797</b> | <b>206</b> | <b>879</b> | <b>2</b> | <b>166</b> | <b>393</b> | <b>264</b> | <b>2990</b> | <b>8.9</b> | <b>-</b> |

### PLAYOFFS

| G          | Min.      | FG          | FGA        | Pct.       | 3FG         | 3FGA     | PCT      | FT       | FTA        | Pct.       | Off.        | Def.       | Tot.       | Ast.       | PF        | Dq.      | Stl.      | TO        | Blk.      | Pts.       | Avg.       | Hi       |
|------------|-----------|-------------|------------|------------|-------------|----------|----------|----------|------------|------------|-------------|------------|------------|------------|-----------|----------|-----------|-----------|-----------|------------|------------|----------|
| 1986-87    | 18        | 401         | 62         | 137        | .453        | 0        | 0        | -        | 34         | 50         | .680        | 29         | 59         | 88         | 9         | -        | 7         | 16        | 17        | 158        | 8.8        | -        |
| 1987-88    | 24        | 615         | 98         | 191        | .513        | 0        | 0        | -        | 36         | 62         | .581        | 63         | 107        | 170        | 12        | -        | 17        | 33        | 21        | 232        | 9.7        | -        |
| 1988-89    | 15        | 377         | 65         | 128        | .508        | 0        | 0        | -        | 41         | 60         | .683        | 39         | 38         | 77         | 11        | -        | 6         | 14        | 12        | 171        | 11.4       | -        |
| 1989-90    | 9         | 225         | 21         | 44         | .477        | 0        | 0        | -        | 16         | 26         | .615        | 15         | 24         | 39         | 2         | -        | 2         | 17        | 13        | 58         | 6.4        | -        |
| 1990-91    | 8         | 42          | 2          | 7          | .286        | 0        | 0        | -        | 0          | 0          | -           | 3          | 6          | 9          | 0         | -        | 0         | 1         | 3         | 4          | 0.5        | -        |
| <b>TOT</b> | <b>74</b> | <b>1660</b> | <b>248</b> | <b>507</b> | <b>.489</b> | <b>0</b> | <b>0</b> | <b>-</b> | <b>127</b> | <b>198</b> | <b>.641</b> | <b>149</b> | <b>234</b> | <b>383</b> | <b>34</b> | <b>-</b> | <b>32</b> | <b>81</b> | <b>66</b> | <b>623</b> | <b>8.4</b> | <b>-</b> |

## SEDALE THREATT - 6-2, 185 - WEST VIRGINIA TECH

SEPTEMBER 10, 1958

### REGULAR SEASON

| G          | Min.       | FG           | FGA         | Pct.        | 3FG         | 3FGA       | PCT        | FT          | FTA        | Pct.       | Off.        | Def.       | Tot.       | Ast.       | PF          | Dq.        | Stl.     | TO         | Blk.       | Pts.      | Avg.        | Hi          |          |
|------------|------------|--------------|-------------|-------------|-------------|------------|------------|-------------|------------|------------|-------------|------------|------------|------------|-------------|------------|----------|------------|------------|-----------|-------------|-------------|----------|
| 1991-92    | 82         | 3070         | 509         | 1041        | .489        | 20         | 62         | .323        | 202        | 243        | .831        | 43         | 210        | 253        | 593         | 231        | 1        | 168        | 182        | 16        | 1240        | 15.1        | 42       |
| 1992-93    | 82         | 2893         | 522         | 1028        | .508        | 14         | 53         | .264        | 177        | 215        | .823        | 47         | 226        | 273        | 564         | 248        | 1        | 142        | 173        | 11        | 1235        | 15.1        | 32       |
| 1993-94    | 81         | 2278         | 411         | 852         | .482        | 5          | 33         | .152        | 138        | 155        | .890        | 28         | 125        | 153        | 344         | 186        | 1        | 110        | 106        | 19        | 965         | 11.9        | 32       |
| 1994-95    | 59         | 1384         | 217         | 437         | .497        | 36         | 95         | .379        | 88         | 111        | .793        | 21         | 103        | 124        | 248         | 139        | 1        | 54         | 70         | 12        | 558         | 9.5         | 38       |
| 1995-96    | 82         | 1687         | 241         | 526         | .458        | 60         | 169        | .355        | 54         | 71         | .761        | 20         | 75         | 95         | 269         | 178        | 0        | 68         | 74         | 11        | 596         | 7.3         | 27       |
| <b>TOT</b> | <b>386</b> | <b>11312</b> | <b>1900</b> | <b>3884</b> | <b>.489</b> | <b>135</b> | <b>412</b> | <b>.328</b> | <b>659</b> | <b>795</b> | <b>.829</b> | <b>159</b> | <b>739</b> | <b>898</b> | <b>2018</b> | <b>982</b> | <b>4</b> | <b>542</b> | <b>605</b> | <b>69</b> | <b>4594</b> | <b>11.9</b> | <b>-</b> |

### PLAYOFFS

| G          | Min.      | FG         | FGA       | Pct.       | 3FG         | 3FGA     | PCT       | FT          | FTA       | Pct.      | Off.        | Def.     | Tot.      | Ast.      | PF        | Dq.      | Stl.      | TO        | Blk.     | Pts.       | Avg.        | Hi       |
|------------|-----------|------------|-----------|------------|-------------|----------|-----------|-------------|-----------|-----------|-------------|----------|-----------|-----------|-----------|----------|-----------|-----------|----------|------------|-------------|----------|
| 1991-92    | 4         | 162        | 24        | 46         | .522        | 2        | 3         | .667        | 9         | 12        | .750        | 0        | 8         | 8         | 17        | -        | 2         | 11        | 0        | 59         | 14.8        | -        |
| 1992-93    | 5         | 205        | 39        | 89         | .438        | 3        | 13        | .231        | 9         | 12        | .750        | 3        | 14        | 17        | 40        | -        | 13        | 12        | 1        | 90         | 18.0        | -        |
| 1994-95    | 1         | 11         | 1         | 4          | .250        | 0        | 2         | .000        | 0         | 0         | -           | 0        | 0         | 0         | 2         | -        | 1         | 0         | 0        | 2          | 2.0         | -        |
| 1995-96    | 4         | 57         | 4         | 18         | .222        | 2        | 11        | .182        | 0         | 0         | -           | 1        | 2         | 3         | 4         | -        | 2         | 3         | 0        | 10         | 2.5         | -        |
| <b>TOT</b> | <b>14</b> | <b>435</b> | <b>68</b> | <b>157</b> | <b>.433</b> | <b>7</b> | <b>29</b> | <b>.241</b> | <b>18</b> | <b>24</b> | <b>.750</b> | <b>4</b> | <b>24</b> | <b>28</b> | <b>63</b> | <b>-</b> | <b>18</b> | <b>26</b> | <b>1</b> | <b>161</b> | <b>11.5</b> | <b>-</b> |

## JACK TINGLE - 6-4, 205 - KENTUCKY

DECEMBER 30, 1924

### REGULAR SEASON

| G       | Min. | FG | FGA | Pct. | 3FG  | 3FGA | PCT | FT | FTA | Pct. | Off. | Def. | Tot. | Ast. | PF | Dq. | Stl. | TO | Blk. | Pts. | Avg. | Hi |
|---------|------|----|-----|------|------|------|-----|----|-----|------|------|------|------|------|----|-----|------|----|------|------|------|----|
| 1948-49 | 2    | -  | 1   | 6    | .167 | -    | -   | -  | 0   | 0    | -    | -    | -    | -    | 1  | 2   | -    | -  | -    | 2    | 1.0  | -  |

## RAY TOLBERT - 6-9, 225 - INDIANA

SEPTEMBER 10, 1958

### REGULAR SEASON

| G       | Min. | FG | FGA | Pct. | 3FG  | 3FGA | PCT | FT | FTA | Pct. | Off. | Def. | Tot. | Ast. | PF | Dq. | Stl. | TO | Blk. | Pts. | Avg. | Hi  |   |
|---------|------|----|-----|------|------|------|-----|----|-----|------|------|------|------|------|----|-----|------|----|------|------|------|-----|---|
| 1987-88 | 14   | 82 | 16  | 28   | .571 | 0    | 0   | -  | 10  | 13   | .769 | 9    | 11   | 20   | 5  | 14  | 0    | 3  | 11   | 3    | 42   | 3.0 | 9 |

## JOHN TRAPP - 6-7, 215 - UNLV

OCTOBER 2, 1945

### REGULAR SEASON

| G          | Min.      | FG         | FGA        | Pct.       | 3FG         | 3FGA     | PCT      | FT       | FTA       | Pct.      | Off.        | Def.     | Tot.     | Ast.       | PF        | Dq.        | Stl.     | TO       | Blk.     | Pts.     | Avg.       | Hi         |          |
|------------|-----------|------------|------------|------------|-------------|----------|----------|----------|-----------|-----------|-------------|----------|----------|------------|-----------|------------|----------|----------|----------|----------|------------|------------|----------|
| 1971-72    | 58        | 759        | 139        | 314        | .443        | -        | -        | -        | 51        | 73        | .699        | -        | -        | 180        | 42        | 130        | 3        | -        | -        | -        | 329        | 5.7        | -        |
| 1972-73    | 5         | 35         | 3          | 12         | .250        | -        | -        | -        | 7         | 10        | .700        | -        | -        | 14         | 2         | 10         | 0        | -        | -        | -        | 13         | 2.6        | -        |
| <b>TOT</b> | <b>63</b> | <b>794</b> | <b>142</b> | <b>326</b> | <b>.436</b> | <b>-</b> | <b>-</b> | <b>-</b> | <b>58</b> | <b>83</b> | <b>.699</b> | <b>-</b> | <b>-</b> | <b>194</b> | <b>44</b> | <b>140</b> | <b>3</b> | <b>-</b> | <b>-</b> | <b>-</b> | <b>342</b> | <b>5.4</b> | <b>-</b> |

### PLAYOFFS

| G       | Min. | FG | FGA | Pct. | 3FG  | 3FGA | PCT | FT | FTA | Pct. | Off. | Def. | Tot. | Ast. | PF | Dq. | Stl. | TO | Blk. | Pts. | Avg. | Hi |
|---------|------|----|-----|------|------|------|-----|----|-----|------|------|------|------|------|----|-----|------|----|------|------|------|----|
| 1971-72 | 10   | 71 | 8   | 33   | .242 | -    | -   | -  | 4   | 7    | .571 | -    | -    | 16   | 5  | -   | -    | -  | -    | 20   | 2.0  | -  |

## JOHN TRESVANT - 6-7, 215 - SEATTLE

NOVEMBER 6, 1939

### REGULAR SEASON

| G          | Min.      | FG         | FGA       | Pct.       | 3FG         | 3FGA     | PCT      | FT       | FTA       | Pct.      | Off.        | Def.     | Tot.     | Ast.      | PF        | Dq.       | Stl.     | TO       | Blk.     | Pts.     | Avg.       | Hi         |          |
|------------|-----------|------------|-----------|------------|-------------|----------|----------|----------|-----------|-----------|-------------|----------|----------|-----------|-----------|-----------|----------|----------|----------|----------|------------|------------|----------|
| 1969-70    | 20        | 221        | 47        | 88         | .534        | -        | -        | -        | 23        | 35        | .657        | -        | -        | 63        | 17        | 40        | 0        | -        | -        | -        | 117        | 5.9        | -        |
| 1970-71    | 8         | 66         | 18        | 35         | .514        | -        | -        | -        | 7         | 10        | .700        | -        | -        | 23        | 10        | 11        | 0        | -        | -        | -        | 43         | 5.4        | -        |
| <b>TOT</b> | <b>28</b> | <b>287</b> | <b>65</b> | <b>123</b> | <b>.528</b> | <b>-</b> | <b>-</b> | <b>-</b> | <b>30</b> | <b>45</b> | <b>.667</b> | <b>-</b> | <b>-</b> | <b>86</b> | <b>27</b> | <b>51</b> | <b>0</b> | <b>-</b> | <b>-</b> | <b>-</b> | <b>160</b> | <b>5.7</b> | <b>-</b> |

### PLAYOFFS

| G       | Min. | FG  | FGA | Pct. | 3FG  | 3FGA | PCT | FT | FTA | Pct. | Off. | Def. | Tot. | Ast. | PF | Dq. | Stl. | TO | Blk. | Pts. | Avg. | Hi  |   |
|---------|------|-----|-----|------|------|------|-----|----|-----|------|------|------|------|------|----|-----|------|----|------|------|------|-----|---|
| 1969-70 | 11   | 148 | 23  | 51   | .451 | -    | -   | -  | 19  | 23   | .826 | -    | -    | 38   | 16 | -   | -    | -  | -    | -    | 65   | 5.9 | - |







# ALL-TIME ROSTER WITH STATISTICS

## RONNY TURIJAF - 6-10, 249 - GONZAGA

JANUARY 13, 1983

### REGULAR SEASON

| G          | Min.       | FG          | FGA        | Pct.       | 3FG         | 3FGA     | PCT      | FT          | FTA        | Pct.       | Off.        | Def.       | Tot.       | Ast.       | PF         | Do.        | StL.     | TO        | Blk.       | Pts.       | Avg.       | HI         |          |
|------------|------------|-------------|------------|------------|-------------|----------|----------|-------------|------------|------------|-------------|------------|------------|------------|------------|------------|----------|-----------|------------|------------|------------|------------|----------|
| 2005-06    | 23         | 161         | 15         | 30         | .500        | 0        | 0        | -           | 15         | 27         | .556        | 11         | 26         | 37         | 8          | 30         | 0        | 3         | 7          | 10         | 45         | 2.0        | 10       |
| 2006-07    | 72         | 1087        | 147        | 268        | .549        | 0        | 1        | .000        | 89         | 134        | .664        | 88         | 171        | 259        | 63         | 202        | 5        | 17        | 52         | 78         | 383        | 5.3        | 23       |
| 2007-08    | 78         | 1458        | 188        | 397        | .474        | 0        | 1        | .000        | 140        | 186        | .753        | 95         | 211        | 306        | 128        | 199        | 3        | 28        | 72         | 108        | 516        | 6.6        | 16       |
| <b>TOT</b> | <b>173</b> | <b>2706</b> | <b>350</b> | <b>695</b> | <b>.504</b> | <b>0</b> | <b>2</b> | <b>.000</b> | <b>244</b> | <b>347</b> | <b>.703</b> | <b>194</b> | <b>408</b> | <b>602</b> | <b>199</b> | <b>431</b> | <b>8</b> | <b>48</b> | <b>131</b> | <b>196</b> | <b>944</b> | <b>5.5</b> | <b>-</b> |

### PLAYOFFS

| G          | Min.      | FG         | FGA       | Pct.      | 3FG         | 3FGA     | PCT      | FT       | FTA       | Pct.      | Off.        | Def.      | Tot.      | Ast.      | PF       | Do.      | StL.     | TO       | Blk.      | Pts.      | Avg.      | HI         |          |
|------------|-----------|------------|-----------|-----------|-------------|----------|----------|----------|-----------|-----------|-------------|-----------|-----------|-----------|----------|----------|----------|----------|-----------|-----------|-----------|------------|----------|
| 2005-06    | 3         | 25         | 3         | 5         | .600        | 0        | 0        | -        | 5         | 6         | .833        | 4         | 3         | 7         | 0        | -        | -        | 0        | 2         | 1         | 11        | 3.7        | -        |
| 2006-07    | 4         | 48         | 5         | 14        | .357        | 0        | 0        | -        | 7         | 10        | .700        | 6         | 6         | 12        | 1        | -        | -        | 2        | 1         | 1         | 17        | 4.3        | -        |
| 2007-08    | 19        | 187        | 14        | 36        | .389        | 0        | 0        | -        | 10        | 17        | .588        | 6         | 21        | 27        | 5        | -        | -        | 2        | 9         | 18        | 38        | 2.0        | -        |
| <b>TOT</b> | <b>26</b> | <b>260</b> | <b>22</b> | <b>55</b> | <b>.400</b> | <b>0</b> | <b>0</b> | <b>-</b> | <b>22</b> | <b>33</b> | <b>.667</b> | <b>16</b> | <b>30</b> | <b>46</b> | <b>6</b> | <b>-</b> | <b>-</b> | <b>4</b> | <b>12</b> | <b>20</b> | <b>66</b> | <b>2.5</b> | <b>-</b> |

## WILLIAM TURNER - 6-7, 220 - AKRON

FEBRUARY 18, 1944

### REGULAR SEASON

| G       | Min. | FG  | FGA | Pct. | 3FG  | 3FGA | PCT | FT | FTA | Pct. | Off. | Def. | Tot. | Ast. | PF | Do. | StL. | TO | Blk. | Pts. | Avg. | HI  |   |
|---------|------|-----|-----|------|------|------|-----|----|-----|------|------|------|------|------|----|-----|------|----|------|------|------|-----|---|
| 1972-73 | 19   | 117 | 17  | 52   | .327 | -    | -   | -  | 4   | 7    | .571 | -    | -    | 25   | 11 | 13  | 0    | -  | -    | -    | 38   | 2.0 | - |

### PLAYOFFS

| G       | Min. | FG | FGA | Pct. | 3FG  | 3FGA | PCT | FT | FTA | Pct. | Off.  | Def. | Tot. | Ast. | PF | Do. | StL. | TO | Blk. | Pts. | Avg. | HI  |   |
|---------|------|----|-----|------|------|------|-----|----|-----|------|-------|------|------|------|----|-----|------|----|------|------|------|-----|---|
| 1972-73 | 2    | 13 | 2   | 5    | .400 | -    | -   | -  | 2   | 2    | 1.000 | -    | -    | 2    | 0  | -   | -    | -  | -    | -    | 6    | 3.0 | - |

## IME UDOKA - 6-6, 215 - PORTLAND STATE

AUGUST 9, 1977

### REGULAR SEASON

| G       | Min. | FG | FGA | Pct. | 3FG  | 3FGA | PCT | FT   | FTA | Pct. | Off. | Def. | Tot. | Ast. | PF | Do. | StL. | TO | Blk. | Pts. | Avg. | HI  |   |
|---------|------|----|-----|------|------|------|-----|------|-----|------|------|------|------|------|----|-----|------|----|------|------|------|-----|---|
| 2003-04 | 4    | 28 | 3   | 9    | .333 | 0    | 1   | .000 | 2   | 4    | .500 | 1    | 4    | 5    | 2  | 3   | 0    | 2  | 3    | 1    | 8    | 2.0 | 4 |

## NICK VAN EXEL - 6-1, 190 - CINCINNATI

NOVEMBER 27, 1971

### REGULAR SEASON

| G          | Min.       | FG           | FGA         | Pct.        | 3FG         | 3FGA       | PCT         | FT          | FTA        | Pct.        | Off.        | Def.       | Tot.       | Ast.        | PF          | Do.        | StL.     | TO         | Blk.       | Pts.      | Avg.        | HI          |          |
|------------|------------|--------------|-------------|-------------|-------------|------------|-------------|-------------|------------|-------------|-------------|------------|------------|-------------|-------------|------------|----------|------------|------------|-----------|-------------|-------------|----------|
| 1993-94    | 81         | 2700         | 413         | 1049        | .394        | 123        | 364         | .338        | 150        | 192         | .781        | 47         | 191        | 238         | 466         | 154        | 1        | 85         | 145        | 8         | 1099        | 13.6        | 31       |
| 1994-95    | 80         | 2944         | 465         | 1107        | .420        | 183        | 511         | .358        | 235        | 300         | .783        | 27         | 196        | 223         | 660         | 157        | 0        | 97         | 220        | 6         | 1348        | 16.9        | 40       |
| 1995-96    | 74         | 2513         | 396         | 950         | .417        | 144        | 403         | .357        | 163        | 204         | .799        | 29         | 152        | 181         | 509         | 115        | 0        | 70         | 156        | 10        | 1099        | 14.9        | 30       |
| 1996-97    | 79         | 2937         | 432         | 1075        | .402        | 177        | 468         | .378        | 165        | 200         | .825        | 44         | 182        | 226         | 672         | 110        | 0        | 75         | 212        | 10        | 1206        | 15.3        | 37       |
| 1997-98    | 64         | 2053         | 311         | 743         | .419        | 123        | 316         | .389        | 136        | 172         | .791        | 31         | 163        | 194         | 442         | 120        | 0        | 64         | 104        | 6         | 881         | 13.8        | 35       |
| <b>TOT</b> | <b>378</b> | <b>13147</b> | <b>2017</b> | <b>4924</b> | <b>.410</b> | <b>750</b> | <b>2062</b> | <b>.364</b> | <b>849</b> | <b>1068</b> | <b>.795</b> | <b>178</b> | <b>884</b> | <b>1062</b> | <b>2749</b> | <b>656</b> | <b>1</b> | <b>391</b> | <b>837</b> | <b>40</b> | <b>5633</b> | <b>14.9</b> | <b>-</b> |

### PLAYOFFS

| G          | Min.      | FG          | FGA        | Pct.       | 3FG         | 3FGA      | PCT        | FT          | FTA        | Pct.       | Off.        | Def.      | Tot.      | Ast.       | PF         | Do.      | StL.     | TO        | Blk.      | Pts.     | Avg.       | HI          |          |
|------------|-----------|-------------|------------|------------|-------------|-----------|------------|-------------|------------|------------|-------------|-----------|-----------|------------|------------|----------|----------|-----------|-----------|----------|------------|-------------|----------|
| 1994-95    | 10        | 464         | 67         | 162        | .414        | 21        | 66         | .318        | 45         | 59         | .763        | 9         | 29        | 38         | 73         | -        | -        | 21        | 22        | 3        | 200        | 20.0        | -        |
| 1995-96    | 4         | 137         | 16         | 54         | .296        | 5         | 16         | .313        | 10         | 13         | .769        | 4         | 12        | 16         | 27         | -        | -        | 2         | 11        | 0        | 47         | 11.8        | -        |
| 1996-97    | 9         | 353         | 45         | 119        | .378        | 12        | 44         | .273        | 28         | 34         | .824        | 6         | 25        | 31         | 58         | -        | -        | 10        | 18        | 0        | 130        | 14.4        | -        |
| 1997-98    | 13        | 367         | 50         | 151        | .331        | 22        | 70         | .314        | 29         | 40         | .725        | 9         | 23        | 32         | 54         | -        | -        | 8         | 22        | 1        | 151        | 11.6        | -        |
| <b>TOT</b> | <b>36</b> | <b>1321</b> | <b>178</b> | <b>486</b> | <b>.366</b> | <b>60</b> | <b>196</b> | <b>.306</b> | <b>112</b> | <b>146</b> | <b>.767</b> | <b>28</b> | <b>89</b> | <b>117</b> | <b>212</b> | <b>-</b> | <b>-</b> | <b>41</b> | <b>73</b> | <b>4</b> | <b>528</b> | <b>14.7</b> | <b>-</b> |

## JAY VINCENT - 6-8, 220 - MICHIGAN STATE

JUNE 10, 1959

### REGULAR SEASON

| G       | Min. | FG  | FGA | Pct. | 3FG  | 3FGA | PCT | FT   | FTA | Pct. | Off. | Def. | Tot. | Ast. | PF | Do. | StL. | TO | Blk. | Pts. | Avg. | HI  |    |
|---------|------|-----|-----|------|------|------|-----|------|-----|------|------|------|------|------|----|-----|------|----|------|------|------|-----|----|
| 1989-90 | 24   | 200 | 41  | 78   | .526 | 0    | 1   | .000 | 8   | 12   | .667 | 7    | 19   | 26   | 10 | 29  | 0    | 8  | 19   | 3    | 90   | 3.8 | 16 |

### PLAYOFFS

| G       | Min. | FG | FGA | Pct. | 3FG  | 3FGA | PCT | FT | FTA | Pct. | Off. | Def. | Tot. | Ast. | PF | Do. | StL. | TO | Blk. | Pts. | Avg. | HI  |   |
|---------|------|----|-----|------|------|------|-----|----|-----|------|------|------|------|------|----|-----|------|----|------|------|------|-----|---|
| 1989-90 | 3    | 8  | 0   | 2    | .000 | 0    | 0   | -  | 0   | 0    | 0    | 0    | 0    | 0    | 0  | -   | -    | 0  | 2    | 0    | 0    | 0.0 | - |

## SASHA VUJACIC - 6-7, 205 - SLOVENIA

MARCH 8, 1984

### REGULAR SEASON

| G          | Min.       | FG          | FGA        | Pct.        | 3FG         | 3FGA       | PCT        | FT          | FTA        | Pct.       | Off.        | Def.       | Tot.       | Ast.       | PF         | Do.        | StL.     | TO         | Blk.       | Pts.      | Avg.        | HI         |          |
|------------|------------|-------------|------------|-------------|-------------|------------|------------|-------------|------------|------------|-------------|------------|------------|------------|------------|------------|----------|------------|------------|-----------|-------------|------------|----------|
| 2004-05    | 35         | 403         | 33         | 117         | .282        | 17         | 63         | .270        | 18         | 19         | .947        | 13         | 49         | 62         | 51         | 41         | 1        | 12         | 15         | 2         | 101         | 2.9        | 10       |
| 2005-06    | 82         | 1449        | 108        | 312         | .346        | 59         | 172        | .343        | 46         | 52         | .885        | 33         | 126        | 159        | 139        | 150        | 0        | 48         | 50         | 3         | 321         | 3.9        | 12       |
| 2006-07    | 73         | 935         | 105        | 268         | .392        | 60         | 161        | .373        | 43         | 49         | .878        | 28         | 79         | 107        | 64         | 103        | 1        | 41         | 30         | 1         | 313         | 4.3        | 18       |
| 2007-08    | 72         | 1279        | 219        | 482         | .454        | 118        | 270        | .437        | 76         | 91         | .835        | 19         | 135        | 154        | 72         | 107        | 0        | 36         | 52         | 5         | 632         | 8.8        | 22       |
| 2008-09    | 80         | 1293        | 155        | 401         | .387        | 81         | 223        | .363        | 70         | 76         | .921        | 19         | 116        | 135        | 113        | 154        | 0        | 77         | 35         | 7         | 461         | 5.8        | 17       |
| 2009-10    | 67         | 755         | 66         | 164         | .402        | 25         | 81         | .309        | 28         | 33         | .848        | 25         | 54         | 79         | 41         | 67         | 0        | 20         | 17         | 4         | 185         | 2.8        | 13       |
| 2010-11    | 11         | 54          | 8          | 23          | .348        | 3          | 7          | .429        | 1          | 2          | .500        | 1          | 3          | 4          | 5          | 7          | 0        | 1          | 5          | 0         | 20          | 1.8        | 6        |
| <b>TOT</b> | <b>420</b> | <b>5987</b> | <b>694</b> | <b>1767</b> | <b>.393</b> | <b>363</b> | <b>977</b> | <b>.372</b> | <b>282</b> | <b>322</b> | <b>.876</b> | <b>138</b> | <b>562</b> | <b>700</b> | <b>485</b> | <b>629</b> | <b>2</b> | <b>235</b> | <b>204</b> | <b>22</b> | <b>2033</b> | <b>4.8</b> | <b>-</b> |

### PLAYOFFS

| G          | Min.      | FG         | FGA        | Pct.       | 3FG         | 3FGA      | PCT        | FT          | FTA       | Pct.      | Off.        | Def.      | Tot.      | Ast.       | PF        | Do.      | StL.     | TO        | Blk.      | Pts.     | Avg.       | HI         |          |
|------------|-----------|------------|------------|------------|-------------|-----------|------------|-------------|-----------|-----------|-------------|-----------|-----------|------------|-----------|----------|----------|-----------|-----------|----------|------------|------------|----------|
| 2005-06    | 7         | 129        | 11         | 26         | .423        | 9         | 15         | .600        | 11        | 11        | 1.000       | 3         | 14        | 17         | 6         | -        | -        | 4         | 3         | 0        | 42         | 6.0        | -        |
| 2006-07    | 4         | 43         | 5          | 9          | .556        | 1         | 4          | .250        | 0         | 0         | -           | 2         | 2         | 4          | 3         | -        | -        | 1         | 3         | 0        | 11         | 2.8        | -        |
| 2007-08    | 21        | 456        | 55         | 138        | .399        | 31        | 79         | .392        | 30        | 35        | .857        | 8         | 38        | 46         | 16        | -        | -        | 12        | 18        | 4        | 171        | 8.1        | -        |
| 2008-09    | 23        | 250        | 24         | 91         | .264        | 16        | 51         | .314        | 5         | 6         | .833        | 7         | 25        | 32         | 12        | -        | -        | 10        | 10        | 4        | 69         | 3.0        | -        |
| 2009-10    | 10        | 76         | 10         | 23         | .435        | 6         | 15         | .400        | 5         | 6         | .833        | 3         | 5         | 8          | 5         | -        | -        | 2         | 3         | 0        | 31         | 3.1        | -        |
| <b>TOT</b> | <b>65</b> | <b>953</b> | <b>105</b> | <b>287</b> | <b>.366</b> | <b>63</b> | <b>164</b> | <b>.384</b> | <b>51</b> | <b>58</b> | <b>.879</b> | <b>23</b> | <b>84</b> | <b>107</b> | <b>42</b> | <b>-</b> | <b>-</b> | <b>29</b> | <b>37</b> | <b>8</b> | <b>324</b> | <b>5.0</b> | <b>-</b> |



# ALL-TIME ROSTER WITH STATISTICS



## VON WAFER - 6-5, 210 - FLORIDA STATE

JULY 21, 1985

### REGULAR SEASON

| G       | Min. | FG | FGA | Pct. | 3FG  | 3FGA | PCT | FT   | FTA | Pct. | Off. | Def. | Tot. | Ast. | PF | Dq. | StL. | TO | Blk. | Pts. | Avg. | HI  |   |
|---------|------|----|-----|------|------|------|-----|------|-----|------|------|------|------|------|----|-----|------|----|------|------|------|-----|---|
| 2005-06 | 16   | 73 | 6   | 38   | .158 | 2    | 17  | .118 | 6   | 8    | .750 | 5    | 3    | 8    | 4  | 12  | 0    | 3  | 1    | 0    | 20   | 1.3 | 9 |

## MILTON WAGNER - 6-5, 185 - LOUISVILLE

FEBRUARY 20, 1963

### REGULAR SEASON

| G       | Min. | FG  | FGA | Pct. | 3FG  | 3FGA | PCT | FT   | FTA | Pct. | Off. | Def. | Tot. | Ast. | PF | Dq. | StL. | TO | Blk. | Pts. | Avg. | HI  |    |
|---------|------|-----|-----|------|------|------|-----|------|-----|------|------|------|------|------|----|-----|------|----|------|------|------|-----|----|
| 1987-88 | 40   | 380 | 62  | 147  | .422 | 2    | 10  | .200 | 26  | 29   | .897 | 4    | 24   | 28   | 61 | 42  | 0    | 6  | 22   | 4    | 152  | 3.8 | 14 |

### PLAYOFFS

| G       | Min. | FG | FGA | Pct. | 3FG  | 3FGA | PCT | FT   | FTA | Pct. | Off.  | Def. | Tot. | Ast. | PF | Dq. | StL. | TO | Blk. | Pts. | Avg. | HI |
|---------|------|----|-----|------|------|------|-----|------|-----|------|-------|------|------|------|----|-----|------|----|------|------|------|----|
| 1987-88 | 5    | 14 | 2   | 5    | .400 | 0    | 1   | .000 | 2   | 2    | 1.000 | 0    | 2    | 2    | 3  | -   | 0    | 0  | 1    | 6    | 1.2  | -  |

## SAMAKI WALKER - 6-9, 255 - LOUISVILLE

FEBRUARY 25, 1976

### REGULAR SEASON

| G          | Min.       | FG          | FGA        | Pct.       | 3FG         | 3FGA     | PCT      | FT          | FTA        | Pct.       | Off.        | Def.       | Tot.       | Ast.       | PF         | Dq.        | StL.     | TO        | Blk.       | Pts.       | Avg.       | HI         |          |
|------------|------------|-------------|------------|------------|-------------|----------|----------|-------------|------------|------------|-------------|------------|------------|------------|------------|------------|----------|-----------|------------|------------|------------|------------|----------|
| 2001-02    | 69         | 1655        | 187        | 365        | .512        | 0        | 0        | -           | 86         | 129        | .667        | 129        | 352        | 481        | 64         | 170        | 1        | 28        | 53         | 88         | 460        | 6.7        | 18       |
| 2002-03    | 67         | 1243        | 115        | 274        | .420        | 0        | 1        | .000        | 66         | 101        | .653        | 115        | 253        | 368        | 64         | 143        | 4        | 20        | 56         | 55         | 296        | 4.4        | 14       |
| <b>TOT</b> | <b>136</b> | <b>2898</b> | <b>302</b> | <b>639</b> | <b>.473</b> | <b>0</b> | <b>1</b> | <b>.000</b> | <b>152</b> | <b>230</b> | <b>.661</b> | <b>244</b> | <b>605</b> | <b>849</b> | <b>128</b> | <b>313</b> | <b>5</b> | <b>48</b> | <b>109</b> | <b>143</b> | <b>756</b> | <b>5.6</b> | <b>-</b> |

### PLAYOFFS

| G          | Min.      | FG         | FGA       | Pct.      | 3FG         | 3FGA     | PCT      | FT           | FTA       | Pct.      | Off.        | Def.      | Tot.      | Ast.      | PF       | Dq.      | StL.     | TO        | Blk.     | Pts.      | Avg.       | HI       |   |
|------------|-----------|------------|-----------|-----------|-------------|----------|----------|--------------|-----------|-----------|-------------|-----------|-----------|-----------|----------|----------|----------|-----------|----------|-----------|------------|----------|---|
| 2001-02    | 19        | 240        | 24        | 52        | .462        | 1        | 1        | 1.000        | 13        | 17        | .765        | 32        | 46        | 78        | 4        | -        | 2        | 12        | 6        | 62        | 3.3        | -        |   |
| 2002-03    | 9         | 49         | 2         | 5         | .400        | 0        | 0        | -            | 4         | 9         | 13          | 2         | 4         | 9         | 13       | 2        | -        | 1         | 3        | 2         | 4          | 0.4      | - |
| <b>TOT</b> | <b>28</b> | <b>289</b> | <b>26</b> | <b>57</b> | <b>.456</b> | <b>1</b> | <b>1</b> | <b>1.000</b> | <b>13</b> | <b>17</b> | <b>.765</b> | <b>36</b> | <b>55</b> | <b>91</b> | <b>6</b> | <b>-</b> | <b>3</b> | <b>15</b> | <b>8</b> | <b>66</b> | <b>2.4</b> | <b>-</b> |   |

## PAUL "LEFTY" WALTHER - 6-2, 165 - TENNESSEE

MARCH 23, 1927

### REGULAR SEASON

| G       | Min. | FG | FGA | Pct. | 3FG  | 3FGA | PCT | FT | FTA | Pct. | Off. | Def. | Tot. | Ast. | PF | Dq. | StL. | TO | Blk. | Pts. | Avg. | HI |
|---------|------|----|-----|------|------|------|-----|----|-----|------|------|------|------|------|----|-----|------|----|------|------|------|----|
| 1949-50 | 22   | -  | 32  | 80   | .400 | -    | -   | -  | 11  | 21   | .524 | -    | -    | -    | 10 | 39  | -    | -  | -    | 75   | 3.4  | -  |

## LUKE WALTON - 6-8, 235 - ARIZONA

MARCH 28, 1980

### REGULAR SEASON

| G          | Min.       | FG          | FGA        | Pct.        | 3FG         | 3FGA       | PCT        | FT          | FTA        | Pct.       | Off.        | Def.       | Tot.       | Ast.        | PF          | Dq.        | StL.     | TO         | Blk.       | Pts.      | Avg.        | HI         |          |
|------------|------------|-------------|------------|-------------|-------------|------------|------------|-------------|------------|------------|-------------|------------|------------|-------------|-------------|------------|----------|------------|------------|-----------|-------------|------------|----------|
| 2003-04    | 72         | 730         | 65         | 153         | .425        | 13         | 39         | .333        | 31         | 44         | .705        | 39         | 88         | 127         | 113         | 70         | 1        | 28         | 44         | 8         | 174         | 2.4        | 9        |
| 2004-05    | 61         | 768         | 74         | 180         | .411        | 16         | 61         | .262        | 34         | 48         | .708        | 55         | 87         | 142         | 93          | 70         | 0        | 26         | 58         | 11        | 198         | 3.2        | 19       |
| 2005-06    | 69         | 1333        | 135        | 328         | .412        | 18         | 55         | .327        | 57         | 76         | .750        | 88         | 159        | 247         | 156         | 119        | 1        | 41         | 78         | 15        | 345         | 5.0        | 17       |
| 2006-07    | 60         | 1982        | 264        | 557         | .474        | 48         | 124        | .387        | 108        | 145        | .745        | 87         | 215        | 302         | 257         | 117        | 2        | 60         | 118        | 21        | 684         | 11.4       | 25       |
| 2007-08    | 74         | 1729        | 215        | 478         | .450        | 28         | 84         | .333        | 77         | 109        | .706        | 85         | 206        | 291         | 218         | 133        | 1        | 60         | 100        | 18        | 535         | 7.2        | 19       |
| 2008-09    | 65         | 1166        | 134        | 307         | .436        | 17         | 57         | .298        | 41         | 57         | .719        | 55         | 125        | 180         | 177         | 105        | 1        | 32         | 69         | 10        | 326         | 5.0        | 14       |
| 2009-10    | 29         | 272         | 30         | 84          | .357        | 7          | 17         | .412        | 2          | 4          | .500        | 12         | 26         | 38          | 40          | 19         | 0        | 10         | 12         | 1         | 69          | 2.4        | 11       |
| 2010-11    | 54         | 484         | 38         | 116         | .328        | 8          | 34         | .235        | 7          | 10         | .700        | 9          | 58         | 67          | 62          | 38         | 0        | 9          | 31         | 4         | 91          | 1.7        | 9        |
| 2011-12    | 9          | 65          | 6          | 14          | .429        | 0          | 4          | .000        | 0          | 0          | -           | 6          | 8          | 14          | 5           | 9          | 0        | 2          | 2          | 0         | 12          | 1.3        | 6        |
| <b>TOT</b> | <b>493</b> | <b>8529</b> | <b>961</b> | <b>2217</b> | <b>.433</b> | <b>155</b> | <b>475</b> | <b>.326</b> | <b>357</b> | <b>493</b> | <b>.724</b> | <b>436</b> | <b>972</b> | <b>1408</b> | <b>1121</b> | <b>680</b> | <b>6</b> | <b>268</b> | <b>512</b> | <b>88</b> | <b>2434</b> | <b>4.9</b> | <b>-</b> |

### PLAYOFFS

| G          | Min.      | FG          | FGA        | Pct.       | 3FG         | 3FGA      | PCT       | FT          | FTA       | Pct.      | Off.        | Def.      | Tot.       | Ast.       | PF         | Dq.      | StL.      | TO        | Blk.      | Pts.       | Avg.       | HI       |
|------------|-----------|-------------|------------|------------|-------------|-----------|-----------|-------------|-----------|-----------|-------------|-----------|------------|------------|------------|----------|-----------|-----------|-----------|------------|------------|----------|
| 2003-04    | 17        | 134         | 10         | 29         | .345        | 5         | 13        | .385        | 7         | 10        | .700        | 5         | 17         | 22         | 26         | -        | 7         | 14        | 2         | 32         | 1.9        | -        |
| 2005-06    | 7         | 235         | 18         | 83         | .458        | 4         | 11        | .364        | 5         | 5         | 1.000       | 10        | 35         | 45         | 12         | -        | 7         | 11        | 1         | 85         | 12.1       | -        |
| 2006-07    | 5         | 128         | 14         | 36         | .389        | 5         | 12        | .417        | 3         | 4         | .750        | 9         | 12         | 21         | 13         | -        | 7         | 15        | 1         | 36         | 7.2        | -        |
| 2007-08    | 21        | 353         | 44         | 97         | .454        | 11        | 26        | .423        | 26        | 36        | .722        | 13        | 42         | 55         | 41         | -        | 11        | 20        | 4         | 125        | 6.0        | -        |
| 2008-09    | 21        | 332         | 32         | 75         | .427        | 5         | 16        | .313        | 11        | 18        | .611        | 16        | 36         | 52         | 45         | -        | 14        | 20        | 3         | 80         | 3.8        | -        |
| 2009-10    | 16        | 96          | 7          | 23         | .304        | 2         | 9         | .222        | 2         | 4         | .500        | 0         | 8          | 8          | 14         | -        | 1         | 4         | 2         | 18         | 1.1        | -        |
| 2010-11    | 1         | 4           | 0          | 2          | .000        | 0         | 2         | .000        | 0         | 0         | -           | 0         | 1          | 1          | 0          | -        | 0         | 2         | 0         | 0          | 0.0        | -        |
| <b>TOT</b> | <b>88</b> | <b>1281</b> | <b>145</b> | <b>345</b> | <b>.420</b> | <b>32</b> | <b>89</b> | <b>.360</b> | <b>54</b> | <b>77</b> | <b>.701</b> | <b>53</b> | <b>151</b> | <b>204</b> | <b>151</b> | <b>-</b> | <b>47</b> | <b>86</b> | <b>13</b> | <b>376</b> | <b>4.3</b> | <b>-</b> |

## CARNELL WARNER - 6-9, 225 - JACKSON STATE

AUGUST 12, 1948

### REGULAR SEASON

| G          | Min.      | FG          | FGA        | Pct.       | 3FG         | 3FGA     | PCT      | FT       | FTA       | Pct.       | Off.        | Def.       | Tot.       | Ast.       | PF         | Dq.        | StL.     | TO        | Blk.     | Pts.      | Avg.       | HI         |          |
|------------|-----------|-------------|------------|------------|-------------|----------|----------|----------|-----------|------------|-------------|------------|------------|------------|------------|------------|----------|-----------|----------|-----------|------------|------------|----------|
| 1975-76    | 81        | 2512        | 251        | 524        | .479        | -        | -        | -        | 89        | 128        | .695        | 223        | 499        | 722        | 106        | 283        | 3        | 55        | -        | 46        | 591        | 7.3        | 24       |
| 1976-77    | 14        | 170         | 25         | 53         | .472        | -        | -        | -        | 4         | 6          | .667        | 21         | 48         | 69         | 11         | 28         | 0        | 1         | -        | 2         | 54         | 3.9        | 10       |
| <b>TOT</b> | <b>95</b> | <b>2682</b> | <b>276</b> | <b>577</b> | <b>.478</b> | <b>-</b> | <b>-</b> | <b>-</b> | <b>93</b> | <b>134</b> | <b>.694</b> | <b>244</b> | <b>547</b> | <b>791</b> | <b>117</b> | <b>311</b> | <b>3</b> | <b>56</b> | <b>-</b> | <b>48</b> | <b>645</b> | <b>6.8</b> | <b>-</b> |

### PLAYOFFS

| G       | Min. | FG | FGA | Pct. | 3FG  | 3FGA | PCT | FT | FTA | Pct. | Off. | Def. | Tot. | Ast. | PF | Dq. | StL. | TO | Blk. | Pts. | Avg. | HI |
|---------|------|----|-----|------|------|------|-----|----|-----|------|------|------|------|------|----|-----|------|----|------|------|------|----|
| 1976-77 | 5    | 56 | 7   | 12   | .583 | -    | -   | -  | 0   | 0    | -    | -    | 9    | 6    | -  | -   | -    | -  | -    | 14   | 2.8  | -  |





# ALL-TIME ROSTER WITH STATISTICS

## KERMIT WASHINGTON - 6-8, 230 - AMERICAN INTERNATIONAL

SEPTEMBER 17, 1951

### REGULAR SEASON

| G          | Min.       | FG          | FGA        | Pct.        | 3FG         | 3FGA     | PCT      | FT         | FTA        | Pct.       | Off.       | Def.       | Tot.        | Ast.       | PF         | Do.      | StL.       | TO        | Blk.       | Pts.        | Avg.       | HI       |
|------------|------------|-------------|------------|-------------|-------------|----------|----------|------------|------------|------------|------------|------------|-------------|------------|------------|----------|------------|-----------|------------|-------------|------------|----------|
| 1973-74    | 45         | 400         | 73         | 151         | .483        | -        | -        | 26         | 49         | 531        | 62         | 85         | 147         | 19         | 77         | 0        | 21         | -         | 18         | 172         | 3.8        | 18       |
| 1974-75    | 55         | 949         | 87         | 207         | .420        | -        | -        | 72         | 122        | 590        | 106        | 244        | 350         | 66         | 155        | 2        | 25         | -         | 32         | 246         | 4.5        | 12       |
| 1975-76    | 36         | 492         | 39         | 90          | .433        | -        | -        | 45         | 66         | 682        | 51         | 114        | 165         | 20         | 76         | 0        | 11         | -         | 26         | 123         | 3.4        | 14       |
| 1976-77    | 53         | 1342        | 191        | 380         | .503        | -        | -        | 132        | 187        | 706        | 182        | 310        | 492         | 48         | 183        | 1        | 43         | -         | 52         | 514         | 9.7        | 20       |
| 1977-78    | 25         | 751         | 110        | 244         | .451        | -        | -        | 68         | 110        | 618        | 110        | 169        | 279         | 30         | 74         | 1        | 19         | 53        | 24         | 288         | 11.5       | 22       |
| <b>TOT</b> | <b>214</b> | <b>3934</b> | <b>500</b> | <b>1072</b> | <b>.466</b> | <b>-</b> | <b>-</b> | <b>343</b> | <b>534</b> | <b>642</b> | <b>511</b> | <b>922</b> | <b>1433</b> | <b>183</b> | <b>565</b> | <b>4</b> | <b>119</b> | <b>53</b> | <b>152</b> | <b>1343</b> | <b>6.3</b> | <b>-</b> |

### PLAYOFFS

| G       | Min. | FG | FGA | Pct. | 3FG  | 3FGA | PCT | FT | FTA | Pct. | Off. | Def. | Tot. | Ast. | PF | Do. | StL. | TO | Blk. | Pts. | Avg. | HI |
|---------|------|----|-----|------|------|------|-----|----|-----|------|------|------|------|------|----|-----|------|----|------|------|------|----|
| 1973-74 | 3    | 14 | 5   | 11   | .455 | -    | -   | 5  | 7   | .714 | -    | -    | 10   | 1    | -  | -   | -    | -  | -    | 15   | 5.0  | -  |

## BOBBY WATSON - 6-0, 160 - KENTUCKY

MARCH 22, 1930

### REGULAR SEASON

| G        | Min. | FG  | FGA | Pct. | 3FG  | 3FGA | PCT | FT | FTA | Pct. | Off. | Def. | Tot. | Ast. | PF | Do. | StL. | TO | Blk. | Pts. | Avg. | HI |
|----------|------|-----|-----|------|------|------|-----|----|-----|------|------|------|------|------|----|-----|------|----|------|------|------|----|
| 1954-55* | 63   | 702 | 72  | 223  | .323 | -    | -   | 31 | 45  | .689 | -    | -    | 87   | 79   | 67 | 0   | -    | -  | -    | 175  | 2.8  | -  |

## WALTER WESLEY - 6-11, 230 - KANSAS

JANUARY 25, 1945

### REGULAR SEASON

| G       | Min. | FG | FGA | Pct. | 3FG  | 3FGA | PCT | FT | FTA | Pct. | Off. | Def. | Tot. | Ast. | PF | Do. | StL. | TO | Blk. | Pts. | Avg. | HI |
|---------|------|----|-----|------|------|------|-----|----|-----|------|------|------|------|------|----|-----|------|----|------|------|------|----|
| 1975-76 | 1    | 7  | 1   | 2    | .500 | -    | -   | 2  | 4   | .500 | 0    | 1    | 1    | 1    | 2  | 0   | 0    | -  | 0    | 4    | 4.0  | 4  |

## JERRY WEST - 6-2, 180 - WEST VIRGINIA

MAY 28, 1938

### REGULAR SEASON

| G          | Min.       | FG           | FGA         | Pct.         | 3FG         | 3FGA     | PCT      | FT          | FTA         | Pct.        | Off.      | Def.      | Tot.        | Ast.        | PF          | Do.       | StL.      | TO       | Blk.      | Pts.         | Avg.        | HI       |
|------------|------------|--------------|-------------|--------------|-------------|----------|----------|-------------|-------------|-------------|-----------|-----------|-------------|-------------|-------------|-----------|-----------|----------|-----------|--------------|-------------|----------|
| 1960-61    | 79         | 2797         | 529         | 1264         | .419        | -        | -        | 331         | 497         | .666        | -         | -         | 611         | 333         | 213         | 1         | -         | -        | -         | 1389         | 17.6        | -        |
| 1961-62    | 75         | 3087         | 799         | 1795         | .445        | -        | -        | 712         | 926         | .769        | -         | -         | 591         | 402         | 173         | 4         | -         | -        | -         | 2310         | 30.8        | -        |
| 1962-63    | 55         | 2163         | 559         | 1213         | .461        | -        | -        | 371         | 477         | .778        | -         | -         | 384         | 307         | 150         | 1         | -         | -        | -         | 1489         | 27.1        | -        |
| 1963-64    | 72         | 2906         | 740         | 1529         | .484        | -        | -        | 584         | 702         | .832        | -         | -         | 433         | 403         | 200         | 2         | -         | -        | -         | 2064         | 28.7        | -        |
| 1964-65    | 74         | 3066         | 822         | 1655         | .497        | -        | -        | 648         | 789         | .821        | -         | -         | 447         | 364         | 221         | 2         | -         | -        | -         | 2292         | 31.0        | -        |
| 1965-66    | 79         | 3218         | 818         | 1731         | .473        | -        | -        | 840         | 977         | .860        | -         | -         | 562         | 480         | 243         | 1         | -         | -        | -         | 2476         | 31.3        | -        |
| 1966-67    | 66         | 2670         | 645         | 1389         | .464        | -        | -        | 602         | 686         | .878        | -         | -         | 392         | 447         | 160         | 1         | -         | -        | -         | 1892         | 28.7        | -        |
| 1967-68    | 51         | 1919         | 476         | 926          | .514        | -        | -        | 391         | 482         | .811        | -         | -         | 294         | 310         | 152         | 1         | -         | -        | -         | 1343         | 26.3        | -        |
| 1968-69    | 61         | 2394         | 545         | 1156         | .471        | -        | -        | 490         | 597         | .821        | -         | -         | 262         | 423         | 156         | 1         | -         | -        | -         | 1580         | 25.9        | -        |
| 1969-70    | 74         | 3106         | 831         | 1673         | .497        | -        | -        | 647         | 785         | .824        | -         | -         | 338         | 544         | 160         | 3         | -         | -        | -         | 2309         | 31.2        | -        |
| 1970-71    | 69         | 2845         | 667         | 1351         | .494        | -        | -        | 525         | 631         | .832        | -         | -         | 320         | 655         | 180         | 0         | -         | -        | -         | 1859         | 26.9        | -        |
| 1971-72    | 77         | 2973         | 735         | 1540         | .477        | -        | -        | 515         | 633         | .814        | -         | -         | 327         | 747         | 209         | 0         | -         | -        | -         | 1985         | 25.8        | -        |
| 1972-73    | 69         | 2460         | 618         | 1291         | .479        | -        | -        | 339         | 421         | .805        | -         | -         | 289         | 607         | 138         | 0         | -         | -        | -         | 1575         | 22.8        | -        |
| 1973-74    | 31         | 967          | 232         | 519          | .447        | -        | -        | 165         | 198         | .833        | 30        | 86        | 116         | 206         | 80          | 0         | 81        | -        | 23        | 629          | 20.3        | 35       |
| <b>TOT</b> | <b>932</b> | <b>36571</b> | <b>9016</b> | <b>19032</b> | <b>.474</b> | <b>-</b> | <b>-</b> | <b>7160</b> | <b>8801</b> | <b>.814</b> | <b>30</b> | <b>86</b> | <b>5376</b> | <b>6238</b> | <b>2435</b> | <b>17</b> | <b>81</b> | <b>-</b> | <b>23</b> | <b>25192</b> | <b>27.0</b> | <b>-</b> |

### PLAYOFFS

| G          | Min.       | FG          | FGA         | Pct.        | 3FG         | 3FGA     | PCT      | FT          | FTA         | Pct.        | Off.     | Def.     | Tot.       | Ast.       | PF       | Do.      | StL.     | TO       | Blk.     | Pts.        | Avg.        | HI       |
|------------|------------|-------------|-------------|-------------|-------------|----------|----------|-------------|-------------|-------------|----------|----------|------------|------------|----------|----------|----------|----------|----------|-------------|-------------|----------|
| 1960-61    | 12         | 461         | 99          | 202         | .490        | -        | -        | 77          | 106         | .726        | -        | -        | 104        | 66         | -        | -        | -        | -        | -        | 275         | 22.9        | -        |
| 1961-62    | 13         | 557         | 144         | 310         | .465        | -        | -        | 121         | 150         | .807        | -        | -        | 88         | 57         | -        | -        | -        | -        | -        | 409         | 31.5        | -        |
| 1962-63    | 13         | 538         | 144         | 286         | .503        | -        | -        | 74          | 100         | .740        | -        | -        | 106        | 61         | -        | -        | -        | -        | -        | 362         | 27.8        | -        |
| 1963-64    | 5          | 206         | 57          | 115         | .496        | -        | -        | 42          | 53          | .792        | -        | -        | 36         | 17         | -        | -        | -        | -        | -        | 156         | 31.2        | -        |
| 1964-65    | 11         | 470         | 155         | 351         | .442        | -        | -        | 137         | 154         | .890        | -        | -        | 63         | 58         | -        | -        | -        | -        | -        | 447         | 40.6        | -        |
| 1965-66    | 14         | 619         | 185         | 357         | .518        | -        | -        | 109         | 125         | .872        | -        | -        | 88         | 79         | -        | -        | -        | -        | -        | 479         | 34.2        | -        |
| 1966-67    | 1          | 1           | 0           | 0           | .000        | -        | -        | 0           | 0           | -           | -        | -        | 1          | 0          | -        | -        | -        | -        | -        | 0           | 0.0         | -        |
| 1967-68    | 15         | 622         | 165         | 313         | .527        | -        | -        | 132         | 169         | .781        | -        | -        | 81         | 82         | -        | -        | -        | -        | -        | 462         | 30.8        | -        |
| 1968-69    | 18         | 757         | 196         | 423         | .463        | -        | -        | 164         | 204         | .804        | -        | -        | 71         | 135        | -        | -        | -        | -        | -        | 556         | 30.9        | -        |
| 1969-70    | 18         | 830         | 196         | 418         | .469        | -        | -        | 170         | 212         | .802        | -        | -        | 66         | 151        | -        | -        | -        | -        | -        | 562         | 31.2        | -        |
| 1971-72    | 15         | 608         | 128         | 340         | .376        | -        | -        | 88          | 106         | .830        | -        | -        | 73         | 134        | -        | -        | -        | -        | -        | 344         | 22.9        | -        |
| 1972-73    | 17         | 638         | 151         | 336         | .449        | -        | -        | 99          | 127         | .780        | -        | -        | 76         | 132        | -        | -        | -        | -        | -        | 401         | 23.6        | -        |
| 1973-74    | 1          | 14          | 2           | 9           | .222        | -        | -        | 0           | 0           | -           | -        | -        | 2          | 1          | -        | -        | -        | -        | -        | 4           | 4.0         | -        |
| <b>TOT</b> | <b>153</b> | <b>6321</b> | <b>1622</b> | <b>3460</b> | <b>.469</b> | <b>-</b> | <b>-</b> | <b>1213</b> | <b>1506</b> | <b>.805</b> | <b>-</b> | <b>-</b> | <b>855</b> | <b>973</b> | <b>-</b> | <b>-</b> | <b>-</b> | <b>-</b> | <b>-</b> | <b>4457</b> | <b>29.1</b> | <b>-</b> |

## JOHN WETZEL - 6-5, 190 - VIRGINIA TECH

OCTOBER 22, 1944

### REGULAR SEASON

| G       | Min. | FG  | FGA | Pct. | 3FG  | 3FGA | PCT | FT | FTA | Pct. | Off. | Def. | Tot. | Ast. | PF | Do. | StL. | TO | Blk. | Pts. | Avg. | HI |
|---------|------|-----|-----|------|------|------|-----|----|-----|------|------|------|------|------|----|-----|------|----|------|------|------|----|
| 1967-68 | 38   | 434 | 52  | 119  | .437 | -    | -   | 35 | 46  | .761 | -    | -    | 84   | 51   | 55 | 0   | -    | -  | -    | 139  | 3.7  | -  |

## EUGENE WILEY - 6-10, 220 - WICHITA STATE

NOVEMBER 12, 1937

### REGULAR SEASON

| G          | Min.       | FG          | FGA        | Pct.        | 3FG         | 3FGA     | PCT      | FT         | FTA        | Pct.        | Off.     | Def.     | Tot.        | Ast.       | PF         | Do.       | StL.     | TO       | Blk.     | Pts.        | Avg.       | HI       |
|------------|------------|-------------|------------|-------------|-------------|----------|----------|------------|------------|-------------|----------|----------|-------------|------------|------------|-----------|----------|----------|----------|-------------|------------|----------|
| 1962-63    | 75         | 1488        | 109        | 236         | .462        | -        | -        | 23         | 68         | .338        | -        | -        | 504         | 40         | 180        | 4         | -        | -        | -        | 241         | 3.2        | -        |
| 1963-64    | 78         | 1510        | 146        | 273         | .535        | -        | -        | 45         | 75         | .600        | -        | -        | 510         | 44         | 225        | 4         | -        | -        | -        | 337         | 4.3        | -        |
| 1964-65    | 80         | 2002        | 175        | 376         | .465        | -        | -        | 56         | 111        | .505        | -        | -        | 690         | 105        | 235        | 11        | -        | -        | -        | 406         | 5.1        | -        |
| 1965-66    | 67         | 1386        | 123        | 289         | .426        | -        | -        | 43         | 76         | .566        | -        | -        | 490         | 63         | 171        | 3         | -        | -        | -        | 289         | 4.3        | -        |
| <b>TOT</b> | <b>299</b> | <b>6386</b> | <b>551</b> | <b>1168</b> | <b>.472</b> | <b>-</b> | <b>-</b> | <b>167</b> | <b>330</b> | <b>.506</b> | <b>-</b> | <b>-</b> | <b>2188</b> | <b>252</b> | <b>811</b> | <b>22</b> | <b>-</b> | <b>-</b> | <b>-</b> | <b>1269</b> | <b>4.2</b> | <b>-</b> |

### PLAYOFFS

| G       | Min. | FG  | FGA | Pct. | 3FG  | 3FGA | PCT | FT | FTA | Pct.  | Off. | Def. | Tot. | Ast. | PF | Do. | StL. | TO | Blk. | Pts. | Avg. | HI |
|---------|------|-----|-----|------|------|------|-----|----|-----|-------|------|------|------|------|----|-----|------|----|------|------|------|----|
| 1962-63 | 9    | 278 | 14  | 35   | .400 | -    | -   | 2  | 15  | .133  | -    | -    | 97   | 11   | -  | -   | -    | -  | -    | 30   | 3.3  | -  |
| 1963-64 | 5    | 48  | 5   | 8    | .625 | -    | -   | 3  | 3   | 1.000 | -    | -    | 16   | 0    | -  | -   | -    | -  | -    | 13   | 2.6  | -  |
| 1964-65 | 11   | 379 | 33  | 59   | .559 | -    | -   | 11 | 19  | .579  | -    | -    | 158  | 23   | -  | -   | -    | -  | -    | 77   | 7.0  | -  |
| 1965-   |      |     |     |      |      |      |     |    |     |       |      |      |      |      |    |     |      |    |      |      |      |    |

# ALL-TIME ROSTER WITH STATISTICS



## JAMAAL WILKES - 6-6, 190 - UCLA

MAY 2, 1953

### REGULAR SEASON

| G          | Min.       | FG           | FGA         | Pct.        | 3FG         | 3FGA     | PCT       | FT          | FTA         | Pct.        | Off.        | Def.        | Tot.        | Ast.        | PF          | Dq.         | Stl.     | TO         | Blk.        | Pts.       | Avg.         | HI          |          |
|------------|------------|--------------|-------------|-------------|-------------|----------|-----------|-------------|-------------|-------------|-------------|-------------|-------------|-------------|-------------|-------------|----------|------------|-------------|------------|--------------|-------------|----------|
| 1977-78    | 51         | 1490         | 277         | 630         | .440        | -        | -         | -           | 106         | 148         | .716        | 113         | 267         | 380         | 182         | 162         | 1        | 77         | 107         | 22         | 660          | 12.9        | 29       |
| 1978-79    | 82         | 2915         | 626         | 1242        | .504        | -        | -         | -           | 272         | 362         | .751        | 164         | 445         | 609         | 227         | 275         | 2        | 134        | 224         | 27         | 1524         | 18.6        | 31       |
| 1979-80    | 82         | 3111         | 726         | 1358        | .535        | 3        | 17        | .176        | 189         | 234         | .808        | 176         | 349         | 525         | 250         | 220         | 1        | 129        | 157         | 28         | 1644         | 20.0        | 30       |
| 1980-81    | 81         | 3028         | 786         | 1495        | .526        | 1        | 13        | .077        | 254         | 335         | .758        | 146         | 289         | 435         | 235         | 223         | 1        | 121        | 207         | 29         | 1827         | 22.6        | 34       |
| 1981-82    | 82         | 2906         | 744         | 1417        | .525        | 0        | 4         | .000        | 246         | 336         | .732        | 153         | 240         | 393         | 143         | 240         | 1        | 89         | 164         | 24         | 1734         | 21.1        | 36       |
| 1982-83    | 80         | 2552         | 684         | 1290        | .530        | 0        | 6         | .000        | 203         | 268         | .757        | 146         | 197         | 343         | 182         | 221         | 0        | 65         | 150         | 17         | 1571         | 19.6        | 36       |
| 1983-84    | 75         | 2507         | 542         | 1055        | .514        | 2        | 8         | .250        | 208         | 280         | .743        | 130         | 210         | 340         | 214         | 205         | 0        | 72         | 137         | 41         | 1294         | 17.3        | 31       |
| 1984-85    | 42         | 761          | 148         | 303         | .488        | 0        | 1         | .000        | 51          | 66          | .773        | 35          | 59          | 94          | 41          | 65          | 0        | 19         | 49          | 3          | 347          | 8.3         | 24       |
| <b>TOT</b> | <b>575</b> | <b>19270</b> | <b>4533</b> | <b>8790</b> | <b>.516</b> | <b>6</b> | <b>49</b> | <b>.122</b> | <b>1529</b> | <b>2029</b> | <b>.754</b> | <b>1063</b> | <b>2056</b> | <b>3119</b> | <b>1474</b> | <b>1611</b> | <b>6</b> | <b>706</b> | <b>1195</b> | <b>191</b> | <b>10601</b> | <b>18.4</b> | <b>-</b> |

### PLAYOFFS

| G          | Min.      | FG          | FGA        | Pct.        | 3FG         | 3FGA     | PCT      | FT          | FTA        | Pct.       | Off.        | Def.       | Tot.       | Ast.       | PF         | Dq.      | Stl.      | TO         | Blk.      | Pts.        | Avg.        | HI       |
|------------|-----------|-------------|------------|-------------|-------------|----------|----------|-------------|------------|------------|-------------|------------|------------|------------|------------|----------|-----------|------------|-----------|-------------|-------------|----------|
| 1977-78    | 3         | 108         | 15         | 32          | .469        | -        | -        | -           | 6          | 11         | .545        | -          | -          | 26         | 8          | -        | 3         | -          | 1         | 36          | 12.0        | -        |
| 1978-79    | 8         | 307         | 61         | 128         | .477        | -        | -        | -           | 25         | 37         | .676        | -          | -          | 68         | 16         | -        | 15        | -          | 2         | 147         | 18.4        | -        |
| 1979-80    | 16        | 652         | 140        | 294         | .476        | 0        | 1        | .000        | 44         | 54         | .815        | 53         | 75         | 128        | 48         | -        | 24        | 35         | 5         | 324         | 20.3        | -        |
| 1980-81    | 3         | 113         | 21         | 48          | .438        | 0        | 1        | .000        | 12         | 18         | .667        | 4          | 4          | 8          | 4          | -        | 1         | 4          | 1         | 54          | 18.0        | -        |
| 1981-82    | 14        | 535         | 121        | 241         | .502        | 0        | 1        | .000        | 38         | 49         | .776        | 40         | 30         | 70         | 37         | -        | 16        | 40         | 3         | 280         | 20.0        | -        |
| 1982-83    | 15        | 589         | 136        | 273         | .498        | 0        | 2        | .000        | 27         | 44         | .614        | 42         | 48         | 90         | 51         | -        | 20        | 33         | 11        | 299         | 19.9        | -        |
| 1983-84    | 14        | 196         | 28         | 70          | .400        | 0        | 1        | .000        | 7          | 11         | .636        | 10         | 16         | 26         | 9          | -        | 4         | 7          | 2         | 63          | 4.5         | -        |
| <b>TOT</b> | <b>73</b> | <b>2500</b> | <b>522</b> | <b>1086</b> | <b>.481</b> | <b>0</b> | <b>6</b> | <b>.000</b> | <b>159</b> | <b>224</b> | <b>.710</b> | <b>149</b> | <b>173</b> | <b>416</b> | <b>173</b> | <b>-</b> | <b>83</b> | <b>119</b> | <b>25</b> | <b>1203</b> | <b>16.5</b> | <b>-</b> |

## \*BOB WILLIAMS - 6-6, 230 - FLORIDA A&M

MAY 12, 1931

### REGULAR SEASON

| G          | Min.      | FG         | FGA       | Pct.      | 3FG         | 3FGA     | PCT      | FT       | FTA       | Pct.      | Off.        | Def.     | Tot.     | Ast.      | PF       | Dq.       | Stl.     | TO       | Blk.     | Pts.      | Avg.       | HI       |
|------------|-----------|------------|-----------|-----------|-------------|----------|----------|----------|-----------|-----------|-------------|----------|----------|-----------|----------|-----------|----------|----------|----------|-----------|------------|----------|
| 1955-56    | 20        | 173        | 21        | 46        | .457        | -        | -        | -        | 24        | 45        | .533        | -        | -        | 54        | 7        | 36        | 1        | -        | -        | 66        | 3.3        | -        |
| 1956-57    | 4         | 20         | 1         | 4         | .250        | -        | -        | -        | 2         | 3         | .667        | -        | -        | 5         | 0        | 2         | 0        | -        | -        | 4         | 1.0        | -        |
| <b>TOT</b> | <b>24</b> | <b>193</b> | <b>22</b> | <b>50</b> | <b>.440</b> | <b>-</b> | <b>-</b> | <b>-</b> | <b>26</b> | <b>48</b> | <b>.542</b> | <b>-</b> | <b>-</b> | <b>59</b> | <b>7</b> | <b>38</b> | <b>1</b> | <b>-</b> | <b>-</b> | <b>70</b> | <b>2.9</b> | <b>-</b> |

## LOU WILLIAMS - 6-1, 175 - SOUTH GWINNETT HS

OCTOBER 27, 1986

### REGULAR SEASON

| G       | Min. | FG   | FGA | Pct. | 3FG  | 3FGA | PCT | FT   | FTA | Pct. | Off. | Def. | Tot. | Ast. | PF  | Dq. | Stl. | TO | Blk. | Pts. | Avg. | HI   |    |
|---------|------|------|-----|------|------|------|-----|------|-----|------|------|------|------|------|-----|-----|------|----|------|------|------|------|----|
| 2015-16 | 67   | 1907 | 283 | 693  | .408 | 110  | 320 | .344 | 352 | 424  | .830 | 31   | 138  | 169  | 167 | 107 | 1    | 62 | 107  | 19   | 1028 | 15.3 | 44 |

## RON WILLIAMS - 6-3, 190 - WEST VIRGINIA

SEPTEMBER 24, 1944

### REGULAR SEASON

| G       | Min. | FG  | FGA | Pct. | 3FG  | 3FGA | PCT | FT | FTA | Pct. | Off. | Def. | Tot. | Ast. | PF | Dq. | Stl. | TO | Blk. | Pts. | Avg. | HI  |    |
|---------|------|-----|-----|------|------|------|-----|----|-----|------|------|------|------|------|----|-----|------|----|------|------|------|-----|----|
| 1975-76 | 9    | 158 | 17  | 43   | .395 | -    | -   | -  | 10  | 13   | .769 | 2    | 17   | 19   | 21 | 15  | 0    | 3  | -    | 0    | 44   | 4.9 | 12 |

## SHAWNE WILLIAMS - 6-9, 225 - MEMPHIS

FEBRUARY 16, 1986

### REGULAR SEASON

| G       | Min. | FG  | FGA | Pct. | 3FG  | 3FGA | PCT | FT   | FTA | Pct. | Off. | Def. | Tot. | Ast. | PF | Dq. | Stl. | TO | Blk. | Pts. | Avg. | HI  |    |
|---------|------|-----|-----|------|------|------|-----|------|-----|------|------|------|------|------|----|-----|------|----|------|------|------|-----|----|
| 2013-14 | 36   | 751 | 73  | 192  | .380 | 42   | 129 | .326 | 14  | 20   | .700 | 25   | 142  | 167  | 30 | 93  | 2    | 19 | 21   | 30   | 202  | 5.6 | 20 |

## SHAMMOND WILLIAMS - 6-2, 120 - NORTH CAROLINA

APRIL 5, 1975

### REGULAR SEASON

| G       | Min. | FG  | FGA | Pct. | 3FG  | 3FGA | PCT | FT   | FTA | Pct. | Off. | Def. | Tot. | Ast. | PF | Dq. | Stl. | TO | Blk. | Pts. | Avg. | HI  |    |
|---------|------|-----|-----|------|------|------|-----|------|-----|------|------|------|------|------|----|-----|------|----|------|------|------|-----|----|
| 2006-07 | 30   | 345 | 35  | 86   | .407 | 20   | 50  | .400 | 4   | 6    | .667 | 11   | 29   | 40   | 31 | 20  | 0    | 12 | 13   | 0    | 94   | 3.1 | 14 |

### PLAYOFFS

| G       | Min. | FG | FGA | Pct. | 3FG  | 3FGA | PCT | FT   | FTA | Pct. | Off. | Def. | Tot. | Ast. | PF | Dq. | Stl. | TO | Blk. | Pts. | Avg. | HI |
|---------|------|----|-----|------|------|------|-----|------|-----|------|------|------|------|------|----|-----|------|----|------|------|------|----|
| 2006-07 | 4    | 80 | 7   | 19   | .368 | 2    | 8   | .250 | 0   | 0    | -    | 2    | 1    | 3    | 7  | -   | 0    | 2  | 1    | 16   | 4.0  | -  |
| 1961-62 | 4    | 12 | 3   | 8    | .375 | -    | -   | -    | 1   | 2    | .500 | -    | -    | 5    | 1  | -   | -    | -  | -    | 7    | 1.8  | -  |

## TREVOR WILSON - 6-8, 210 - UCLA

MARCH 16, 1968

### REGULAR SEASON

| G       | Min. | FG  | FGA | Pct. | 3FG  | 3FGA | PCT | FT | FTA | Pct. | Off. | Def. | Tot. | Ast. | PF | Dq. | Stl. | TO | Blk. | Pts. | Avg. | HI   |    |
|---------|------|-----|-----|------|------|------|-----|----|-----|------|------|------|------|------|----|-----|------|----|------|------|------|------|----|
| 1993-94 | 5    | 126 | 19  | 39   | .487 | 0    | 0   | -  | 13  | 25   | .520 | 12   | 16   | 28   | 12 | 17  | 0    | 5  | 6    | 1    | 51   | 10.2 | 16 |

## BRIAN WINTERS - 6-4, 185 - SOUTH CAROLINA

MARCH 1, 1952

### REGULAR SEASON

| G       | Min. | FG   | FGA | Pct. | 3FG  | 3FGA | PCT | FT | FTA | Pct. | Off. | Def. | Tot. | Ast. | PF  | Dq. | Stl. | TO | Blk. | Pts. | Avg. | HI   |    |
|---------|------|------|-----|------|------|------|-----|----|-----|------|------|------|------|------|-----|-----|------|----|------|------|------|------|----|
| 1974-75 | 68   | 1516 | 359 | 810  | .443 | -    | -   | -  | 76  | 92   | .826 | 39   | 99   | 138  | 195 | 168 | 1    | 74 | -    | 18   | 794  | 11.7 | 30 |

## ORLANDO WOOLRIDGE - 6-9, 215 - NOTRE DAME

DECEMBER 16, 1959

### REGULAR SEASON

| G          | Min.       | FG          | FGA        | Pct.        | 3FG         | 3FGA     | PCT      | FT          | FTA        | Pct.       | Off.        | Def.       | Tot.       | Ast.       | PF         | Dq.        | Stl.     | TO        | Blk.       | Pts.       | Avg.        | HI          |          |
|------------|------------|-------------|------------|-------------|-------------|----------|----------|-------------|------------|------------|-------------|------------|------------|------------|------------|------------|----------|-----------|------------|------------|-------------|-------------|----------|
| 1988-89    | 74         | 1491        | 231        | 494         | .468        | 0        | 1        | .000        | 253        | 343        | .738        | 81         | 189        | 270        | 58         | 130        | 0        | 30        | 103        | 65         | 715         | 9.7         | 29       |
| 1989-90    | 62         | 1421        | 306        | 550         | .556        | 0        | 5        | .000        | 176        | 240        | .733        | 49         | 136        | 185        | 96         | 160        | 2        | 39        | 73         | 46         | 788         | 12.7        | 24       |
| <b>TOT</b> | <b>136</b> | <b>2912</b> | <b>537</b> | <b>1044</b> | <b>.514</b> | <b>0</b> | <b>6</b> | <b>.000</b> | <b>429</b> | <b>583</b> | <b>.736</b> | <b>130</b> | <b>325</b> | <b>455</b> | <b>154</b> | <b>290</b> | <b>2</b> | <b>69</b> | <b>176</b> | <b>111</b> | <b>1503</b> | <b>11.1</b> | <b>-</b> |

### PLAYOFFS

| G          | Min.      | FG         | FGA       | Pct.       | 3FG         | 3FGA     | PCT      | FT          | FTA       | Pct.      | Off.        | Def.      | Tot.      | Ast.      | PF        | Dq.      | Stl.      | TO        | Blk.      | Pts.       | Avg.       | HI       |
|------------|-----------|------------|-----------|------------|-------------|----------|----------|-------------|-----------|-----------|-------------|-----------|-----------|-----------|-----------|----------|-----------|-----------|-----------|------------|------------|----------|
| 1988-89    | 15        | 276        | 39        | 75         | .520        | 0        | 0        | -           | 44        | 62        | .710        | 20        | 50        | 70        | 17        | -        | 2         | 22        | 15        | 122        | 8.1        | -        |
| 1989-90    | 9         | 199        | 40        | 70         | .571        | 0        | 1        | .000        | 26        | 37        | .703        | 6         | 17        | 23        | 10        | -        | 8         | 11        | 8         | 106        | 11.8       | -        |
| <b>TOT</b> | <b>24</b> | <b>475</b> | <b>79</b> | <b>145</b> | <b>.545</b> | <b>0</b> | <b>1</b> | <b>.000</b> | <b>70</b> | <b>99</b> | <b>.707</b> | <b>26</b> | <b>67</b> | <b>93</b> | <b>27</b> | <b>-</b> | <b>10</b> | <b>33</b> | <b>23</b> | <b>228</b> | <b>9.5</b> | <b>-</b> |



\* First African-American Player in Lakers History



# ALL-TIME ROSTER WITH STATISTICS

## METTA WORLD PEACE - 6-7, 260 - St. JOHN'S

NOVEMBER 13, 1979

### REGULAR SEASON

|            | G          | Min.        | FG          | FGA         | Pct.        | 3FG        | 3FGA        | PCT         | FT         | FTA        | Pct.        | Off.       | Def.       | Tot.        | Ast.       | PF         | Do.      | StL.       | TO         | Blk.       | Pts.        | Avg.       | HI |
|------------|------------|-------------|-------------|-------------|-------------|------------|-------------|-------------|------------|------------|-------------|------------|------------|-------------|------------|------------|----------|------------|------------|------------|-------------|------------|----|
| 2009-10    | 77         | 2605        | 306         | 740         | .414        | 105        | 296         | .355        | 128        | 186        | .688        | 99         | 232        | 331         | 234        | 165        | 1        | 106        | 121        | 21         | 845         | 11.0       | 22 |
| 2010-11    | 82         | 2410        | 261         | 658         | .397        | 83         | 233         | .356        | 92         | 136        | .676        | 100        | 167        | 267         | 175        | 181        | 1        | 124        | 90         | 36         | 697         | 8.5        | 24 |
| 2011-12    | 64         | 1720        | 183         | 465         | .394        | 56         | 189         | .296        | 71         | 115        | .617        | 71         | 147        | 218         | 140        | 137        | 1        | 69         | 27         | 493        | 7.7         | 26         |    |
| 2012-13    | 75         | 2530        | 332         | 824         | .403        | 141        | 412         | .342        | 124        | 169        | .734        | 101        | 271        | 372         | 112        | 198        | 4        | 122        | 98         | 42         | 929         | 12.4       | 24 |
| 2013-16    | 35         | 590         | 55          | 177         | .311        | 26         | 84          | .310        | 40         | 57         | .702        | 19         | 70         | 89          | 27         | 67         | 1        | 22         | 15         | 11         | 176         | 5.0        | 17 |
| <b>TOT</b> | <b>333</b> | <b>9855</b> | <b>1137</b> | <b>2864</b> | <b>.397</b> | <b>411</b> | <b>1214</b> | <b>.339</b> | <b>455</b> | <b>663</b> | <b>.686</b> | <b>390</b> | <b>887</b> | <b>1277</b> | <b>688</b> | <b>748</b> | <b>8</b> | <b>443</b> | <b>393</b> | <b>137</b> | <b>3140</b> | <b>9.4</b> | -  |

### PLAYOFFS

|            | G         | Min.        | FG         | FGA        | Pct.        | 3FG       | 3FGA       | PCT         | FT        | FTA       | Pct.        | Off.      | Def.       | Tot.       | Ast.      | PF         | Do.      | StL.      | TO        | Blk.      | Pts.       | Avg.        | HI |
|------------|-----------|-------------|------------|------------|-------------|-----------|------------|-------------|-----------|-----------|-------------|-----------|------------|------------|-----------|------------|----------|-----------|-----------|-----------|------------|-------------|----|
| 2009-10    | 23        | 839         | 101        | 254        | .398        | 34        | 117        | .291        | 22        | 38        | .579        | 33        | 58         | 91         | 49        | 67         | 1        | 35        | 25        | 12        | 258        | 11.2        | 25 |
| 2010-11    | 9         | 287         | 35         | 79         | .443        | 9         | 28         | .321        | 16        | 21        | .762        | 17        | 24         | 41         | 20        | 23         | 0        | 10        | 9         | 7         | 95         | 10.6        | 16 |
| 2011-12    | 6         | 236         | 22         | 60         | .367        | 14        | 36         | .389        | 12        | 16        | .750        | 3         | 18         | 21         | 14        | 18         | 0        | 13        | 5         | 4         | 70         | 11.7        | 15 |
| 2012-13    | 3         | 84          | 7          | 28         | .250        | 2         | 14         | .143        | 2         | 2         | 1.000       | 6         | 5          | 11         | 5         | 0          | 2        | 3         | 1         | 18        | 6.0        | 13          |    |
| <b>TOT</b> | <b>41</b> | <b>1446</b> | <b>165</b> | <b>421</b> | <b>.392</b> | <b>59</b> | <b>195</b> | <b>.303</b> | <b>52</b> | <b>77</b> | <b>.675</b> | <b>59</b> | <b>105</b> | <b>164</b> | <b>88</b> | <b>113</b> | <b>1</b> | <b>60</b> | <b>42</b> | <b>24</b> | <b>441</b> | <b>10.8</b> | -  |

## JAMES WORTHY - 6-9, 225 - NORTH CAROLINA

FEBRUARY 27, 1961

### REGULAR SEASON

|            | G          | Min.         | FG          | FGA          | Pct.        | 3FG        | 3FGA       | PCT         | FT          | FTA         | Pct.        | Off.        | Def.        | Tot.        | Ast.        | PF          | Do.      | StL.        | TO          | Blk.       | Pts.         | Avg.        | HI |
|------------|------------|--------------|-------------|--------------|-------------|------------|------------|-------------|-------------|-------------|-------------|-------------|-------------|-------------|-------------|-------------|----------|-------------|-------------|------------|--------------|-------------|----|
| 1982-83    | 77         | 1970         | 447         | 772          | .579        | 1          | 4          | .250        | 138         | 221         | .624        | 157         | 242         | 399         | 132         | 221         | 2        | 91          | 178         | 64         | 1033         | 13.4        | 28 |
| 1983-84    | 82         | 2415         | 495         | 890          | .556        | 0          | 6          | .000        | 195         | 257         | .759        | 157         | 358         | 515         | 207         | 244         | 5        | 77          | 181         | 70         | 1185         | 14.5        | 37 |
| 1984-85    | 80         | 2696         | 610         | 1066         | .572        | 0          | 7          | .000        | 190         | 245         | .776        | 169         | 342         | 511         | 201         | 196         | 0        | 87          | 198         | 67         | 1410         | 17.6        | 32 |
| 1985-86    | 75         | 2454         | 629         | 1086         | .579        | 0          | 13         | .000        | 242         | 314         | .771        | 136         | 251         | 387         | 201         | 195         | 0        | 82          | 149         | 77         | 1500         | 20.0        | 37 |
| 1986-87    | 82         | 2819         | 651         | 1207         | .539        | 0          | 13         | .000        | 292         | 289         | .751        | 158         | 308         | 466         | 226         | 206         | 0        | 108         | 168         | 83         | 1594         | 19.4        | 31 |
| 1987-88    | 75         | 2655         | 617         | 1161         | .531        | 2          | 16         | .125        | 242         | 304         | .796        | 129         | 245         | 374         | 289         | 175         | 1        | 72          | 155         | 55         | 1478         | 19.7        | 38 |
| 1988-89    | 81         | 2960         | 702         | 1282         | .548        | 2          | 23         | .087        | 251         | 321         | .782        | 169         | 320         | 489         | 288         | 175         | 0        | 108         | 182         | 56         | 1657         | 20.5        | 38 |
| 1989-90    | 80         | 2960         | 711         | 1298         | .548        | 15         | 49         | .306        | 248         | 317         | .782        | 160         | 318         | 478         | 288         | 190         | 0        | 99          | 160         | 49         | 1685         | 21.1        | 35 |
| 1990-91    | 78         | 3008         | 716         | 1455         | .492        | 26         | 90         | .289        | 212         | 266         | .797        | 107         | 249         | 356         | 275         | 117         | 0        | 104         | 127         | 35         | 1670         | 21.4        | 36 |
| 1991-92    | 54         | 2108         | 450         | 1007         | .447        | 9          | 43         | .209        | 166         | 204         | .814        | 98          | 207         | 305         | 252         | 89          | 0        | 76          | 127         | 23         | 1075         | 19.9        | 37 |
| 1992-93    | 82         | 2359         | 510         | 1142         | .447        | 30         | 111        | .270        | 171         | 211         | .810        | 73          | 174         | 247         | 278         | 87          | 0        | 92          | 137         | 27         | 1221         | 14.9        | 30 |
| 1993-94    | 80         | 1597         | 340         | 838          | .406        | 32         | 111        | .288        | 100         | 135         | .741        | 48          | 133         | 181         | 154         | 80          | 0        | 45          | 97          | 18         | 812          | 10.2        | 31 |
| <b>TOT</b> | <b>926</b> | <b>30001</b> | <b>6878</b> | <b>13204</b> | <b>.521</b> | <b>117</b> | <b>486</b> | <b>.241</b> | <b>2447</b> | <b>3184</b> | <b>.769</b> | <b>1561</b> | <b>3147</b> | <b>4708</b> | <b>2791</b> | <b>1975</b> | <b>8</b> | <b>1041</b> | <b>1859</b> | <b>624</b> | <b>16320</b> | <b>17.6</b> | -  |

### PLAYOFFS

|            | G          | Min.        | FG          | FGA         | Pct.        | 3FG       | 3FGA      | PCT         | FT         | FTA        | Pct.        | Off.       | Def.       | Tot.       | Ast.       | PF       | Do.      | StL.       | TO         | Blk.      | Pts.        | Avg.        | HI |
|------------|------------|-------------|-------------|-------------|-------------|-----------|-----------|-------------|------------|------------|-------------|------------|------------|------------|------------|----------|----------|------------|------------|-----------|-------------|-------------|----|
| 1983-84    | 21         | 708         | 164         | 274         | .599        | 1         | 2         | .500        | 42         | 69         | .609        | 36         | 69         | 105        | 56         | -        | -        | 27         | 39         | 11        | 371         | 17.7        | -  |
| 1984-85    | 19         | 626         | 166         | 267         | .622        | 1         | 2         | .500        | 75         | 111        | .676        | 35         | 61         | 96         | 41         | -        | -        | 17         | 26         | 13        | 408         | 21.5        | -  |
| 1985-86    | 14         | 539         | 121         | 217         | .558        | 0         | 4         | .000        | 32         | 47         | .681        | 22         | 43         | 65         | 45         | -        | -        | 16         | 36         | 10        | 274         | 19.6        | -  |
| 1986-87    | 18         | 681         | 176         | 298         | .591        | 0         | 2         | .000        | 73         | 97         | .753        | 31         | 70         | 101        | 63         | -        | -        | 28         | 40         | 22        | 425         | 23.6        | -  |
| 1987-88    | 24         | 896         | 204         | 390         | .523        | 1         | 9         | .111        | 97         | 128        | .758        | 53         | 86         | 139        | 106        | -        | -        | 33         | 55         | 19        | 506         | 21.1        | -  |
| 1988-89    | 15         | 600         | 153         | 270         | .567        | 3         | 8         | .375        | 63         | 80         | .788        | 37         | 64         | 101        | 42         | -        | -        | 18         | 33         | 16        | 372         | 24.8        | -  |
| 1989-90    | 9          | 366         | 90          | 181         | .497        | 2         | 8         | .250        | 36         | 43         | .837        | 11         | 39         | 50         | 27         | -        | -        | 14         | 22         | 3         | 218         | 24.2        | -  |
| 1990-91    | 18         | 733         | 161         | 346         | .465        | 4         | 24        | .167        | 53         | 72         | .736        | 25         | 48         | 73         | 70         | -        | -        | 19         | 40         | 2         | 379         | 21.1        | -  |
| 1992-93    | 5          | 148         | 32          | 86          | .372        | 2         | 8         | .250        | 3          | 5          | .600        | 7          | 10         | 17         | 13         | -        | -        | 5          | 7          | 0         | 69          | 13.8        | -  |
| <b>TOT</b> | <b>143</b> | <b>5297</b> | <b>1267</b> | <b>2329</b> | <b>.544</b> | <b>14</b> | <b>67</b> | <b>.209</b> | <b>474</b> | <b>652</b> | <b>.727</b> | <b>257</b> | <b>490</b> | <b>747</b> | <b>463</b> | <b>-</b> | <b>-</b> | <b>177</b> | <b>298</b> | <b>96</b> | <b>3022</b> | <b>21.1</b> | -  |

## WAYNE YATES - 6-8, 235 - MEMPHIS STATE

NOVEMBER 7, 1937

### REGULAR SEASON

|         | G  | Min. | FG | FGA | Pct. | 3FG | 3FGA | PCT | FT | FTA | Pct. | Off. | Def. | Tot. | Ast. | PF | Do. | StL. | TO | Blk. | Pts. | Avg. | HI |
|---------|----|------|----|-----|------|-----|------|-----|----|-----|------|------|------|------|------|----|-----|------|----|------|------|------|----|
| 1961-62 | 37 | 263  | 31 | 105 | .295 | -   | -    | -   | 10 | 22  | .455 | -    | -    | 94   | 16   | 72 | 1   | -    | -  | -    | 72   | 1.9  | -  |

### PLAYOFFS

|         | G | Min. | FG | FGA | Pct. | 3FG | 3FGA | PCT | FT | FTA | Pct. | Off. | Def. | Tot. | Ast. | PF | Do. | StL. | TO | Blk. | Pts. | Avg. | HI |
|---------|---|------|----|-----|------|-----|------|-----|----|-----|------|------|------|------|------|----|-----|------|----|------|------|------|----|
| 1961-62 | 4 | 12   | 3  | 8   | .375 | -   | -    | -   | 1  | 2   | .500 | -    | -    | 5    | 1    | -  | -   | -    | -  | -    | 7    | 1.8  | -  |


## NICK YOUNG - 6-7, 210 - USC

JUNE 1, 1985

### REGULAR SEASON

|            | G          | Min.        | FG         | FGA         | Pct.        | 3FG        | 3FGA       | PCT         | FT         | FTA        | Pct.        | Off.      | Def.       | Tot.       | Ast.       | PF         | Do.      | StL.      | TO         | Blk.      | Pts.        | Avg.        | HI |
|------------|------------|-------------|------------|-------------|-------------|------------|------------|-------------|------------|------------|-------------|-----------|------------|------------|------------|------------|----------|-----------|------------|-----------|-------------|-------------|----|
| 2013-14    | 64         | 1810        | 387        | 889         | .435        | 135        | 350        | .386        | 235        | 285        | .825        | 29        | 137        | 166        | 95         | 156        | 2        | 46        | 95         | 12        | 1144        | 17.9        | 41 |
| 2014-15    | 42         | 1000        | 174        | 476         | .366        | 83         | 225        | .369        | 132        | 148        | .892        | 17        | 79         | 96         | 41         | 83         | 0        | 23        | 44         | 11        | 563         | 13.4        | 29 |
| 2015-16    | 54         | 1033        | 126        | 372         | .339        | 77         | 237        | .325        | 63         | 76         | .829        | 14        | 83         | 97         | 34         | 50         | 0        | 23        | 30         | 7         | 392         | 7.3         | 22 |
| <b>TOT</b> | <b>160</b> | <b>3843</b> | <b>687</b> | <b>1737</b> | <b>.396</b> | <b>295</b> | <b>812</b> | <b>.363</b> | <b>430</b> | <b>509</b> | <b>.845</b> | <b>60</b> | <b>299</b> | <b>359</b> | <b>170</b> | <b>289</b> | <b>2</b> | <b>92</b> | <b>169</b> | <b>30</b> | <b>2099</b> | <b>13.1</b> | -  |





# PLAYOFF RECORDS

- 274** | Year-by-Year Results
- 275** | All-Time Playoff W/L Records
- 275** | Margin of Victory / Defeat
- 275** | Head-to-Head vs. Opponents
- 276** | Career Leaders
- 277** | All-Time Single-Game Highs
- 278** | Lakers Individual Records
- 279** | All-Time Highs / Lows
- 280** | Opponent Individual Records
- 281** | Opp. All-Time Highs / Lows
- 282** | Playoff Triple-Doubles
- 283** | All-Time Playoff Scores





# YEAR-BY-YEAR PLAYOFF RESULTS

(Three Rounds: 1949, 1951-74 / Four Rounds: 1950, 1975-present)

## MINNEAPOLIS

| Year                        | FIRST ROUND |                       | DIVISION SEMIFINALS |                       | DIVISION FINALS |                        | NBA FINALS |                        |
|-----------------------------|-------------|-----------------------|---------------------|-----------------------|-----------------|------------------------|------------|------------------------|
|                             | Opponent    | W-L                   | Opponent            | W-L                   | Opponent        | W-L                    | Opponent   | W-L                    |
| 1949                        | --          | --                    | Chicago             | 2-0                   | Rochester       | 2-0                    | Washington | 4-2                    |
| 1950                        | Chicago     | 2-0 <sup>A</sup>      | Fort Wayne          | 2-0 <sup>A</sup>      | Anderson        | 2-0 <sup>A</sup>       | Syracuse   | 4-2                    |
| 1951                        | --          | --                    | Indianapolis        | 2-1                   | Rochester       | 1-3                    | --         | --                     |
| 1952                        | --          | --                    | Indianapolis        | 2-0                   | Rochester       | 3-1                    | New York   | 4-3                    |
| 1953                        | --          | --                    | Indianapolis        | 2-0                   | Fort Wayne      | 3-2                    | New York   | 4-1                    |
| 1954                        | --          | --                    | Rochester           | 1-0*                  | Rochester       | 2-1                    | Syracuse   | 4-3                    |
|                             |             |                       | Fort Wayne          | 2-0*                  |                 |                        |            |                        |
| 1955                        | --          | --                    | Rochester           | 2-1                   | Fort Wayne      | 1-3                    | --         | --                     |
| 1956                        | --          | --                    | St. Louis           | 1-2                   | --              | --                     | --         | --                     |
| 1957                        | --          | --                    | Fort Wayne          | 2-0                   | St. Louis       | 0-3                    | --         | --                     |
| 1958                        | --          | --                    | --                  | --                    | --              | --                     | --         | --                     |
| 1959                        | --          | --                    | Detroit             | 2-1                   | St. Louis       | 4-2                    | Boston     | 0-4                    |
| 1960                        | --          | --                    | Detroit             | 2-0                   | St. Louis       | 3-4                    | --         | --                     |
| <b>Totals</b><br>(MIN only) |             | <b>2-0</b><br>(1.000) |                     | <b>22-5</b><br>(.815) |                 | <b>21-19</b><br>(.525) |            | <b>20-15</b><br>(.571) |

## LOS ANGELES

| Year                       | FIRST ROUND   |                        | DIV./CONF. SEMIFINALS |                         | DIV./CONF. FINALS |                         | NBA FINALS   |                        |
|----------------------------|---------------|------------------------|-----------------------|-------------------------|-------------------|-------------------------|--------------|------------------------|
|                            | Opponent      | W-L                    | Opponent              | W-L                     | Opponent          | W-L                     | Opponent     | W-L                    |
| 1961                       | --            | --                     | Detroit               | 3-2                     | St. Louis         | 3-4                     | --           | --                     |
| 1962                       | --            | --                     | Bye                   | --                      | Detroit           | 4-2                     | Boston       | 3-4                    |
| 1963                       | --            | --                     | Bye                   | --                      | St. Louis         | 4-3                     | Boston       | 2-4                    |
| 1964                       | --            | --                     | St. Louis             | 2-3                     | --                | --                      | --           | --                     |
| 1965                       | --            | --                     | Bye                   | --                      | Baltimore         | 4-2                     | Boston       | 1-4                    |
| 1966                       | --            | --                     | Bye                   | --                      | St. Louis         | 4-3                     | Boston       | 3-4                    |
| 1967                       | --            | --                     | San Francisco         | 0-3                     | --                | --                      | --           | --                     |
| 1968                       | --            | --                     | Chicago               | 4-1                     | San Francisco     | 4-0                     | Boston       | 2-4                    |
| 1969                       | --            | --                     | San Francisco         | 4-2                     | Atlanta           | 4-1                     | Boston       | 3-4                    |
| 1970                       | --            | --                     | Phoenix               | 4-3                     | Atlanta           | 4-0                     | New York     | 3-4                    |
| 1971                       | --            | --                     | Chicago               | 4-3                     | Milwaukee         | 1-4                     | --           | --                     |
| 1972                       | --            | --                     | Chicago               | 4-0                     | Milwaukee         | 4-2                     | New York     | 4-1                    |
| 1973                       | --            | --                     | Chicago               | 4-3                     | Golden State      | 4-1                     | New York     | 1-4                    |
| 1974                       | --            | --                     | Milwaukee             | 1-4                     | --                | --                      | --           | --                     |
| 1975                       | --            | --                     | --                    | --                      | --                | --                      | --           | --                     |
| 1976                       | --            | --                     | --                    | --                      | --                | --                      | --           | --                     |
| 1977                       | Bye           | --                     | Golden State          | 4-3                     | Portland          | 0-4                     | --           | --                     |
| 1978                       | Seattle       | 1-2                    | --                    | --                      | --                | --                      | --           | --                     |
| 1979                       | Denver        | 2-1                    | Seattle               | 1-4                     | --                | --                      | --           | --                     |
| 1980                       | Bye           | --                     | Phoenix               | 4-1                     | Seattle           | 4-1                     | Philadelphia | 4-2                    |
| 1981                       | Houston       | 1-2                    | --                    | --                      | --                | --                      | --           | --                     |
| 1982                       | Bye           | --                     | Phoenix               | 4-0                     | San Antonio       | 4-0                     | Philadelphia | 4-2                    |
| 1983                       | Bye           | --                     | Portland              | 4-1                     | San Antonio       | 4-2                     | Philadelphia | 0-4                    |
| 1984                       | Kansas City   | 3-0                    | Dallas                | 4-1                     | Phoenix           | 4-2                     | Boston       | 3-4                    |
| 1985                       | Phoenix       | 3-0                    | Portland              | 4-1                     | Denver            | 4-1                     | Boston       | 4-2                    |
| 1986                       | San Antonio   | 3-0                    | Dallas                | 4-2                     | Houston           | 1-4                     | --           | --                     |
| 1987                       | Denver        | 3-0                    | Golden State          | 4-1                     | Seattle           | 4-0                     | Boston       | 4-2                    |
| 1988                       | San Antonio   | 3-0                    | Utah                  | 4-3                     | Dallas            | 4-3                     | Detroit      | 4-3                    |
| 1989                       | Portland      | 3-0                    | Seattle               | 4-0                     | Phoenix           | 4-0                     | Detroit      | 0-4                    |
| 1990                       | Houston       | 3-1                    | Phoenix               | 1-4                     | --                | --                      | --           | --                     |
| 1991                       | Houston       | 3-0                    | Golden State          | 4-1                     | Portland          | 4-2                     | Chicago      | 1-4                    |
| 1992                       | Portland      | 1-3                    | --                    | --                      | --                | --                      | --           | --                     |
| 1993                       | Phoenix       | 2-3                    | --                    | --                      | --                | --                      | --           | --                     |
| 1994                       | --            | --                     | --                    | --                      | --                | --                      | --           | --                     |
| 1995                       | Seattle       | 3-1                    | San Antonio           | 2-4                     | --                | --                      | --           | --                     |
| 1996                       | Houston       | 1-3                    | --                    | --                      | --                | --                      | --           | --                     |
| 1997                       | Portland      | 3-1                    | Utah                  | 1-4                     | --                | --                      | --           | --                     |
| 1998                       | Portland      | 3-1                    | Seattle               | 4-1                     | Utah              | 0-4                     | --           | --                     |
| 1999                       | Houston       | 3-1                    | San Antonio           | 0-4                     | --                | --                      | --           | --                     |
| 2000                       | Sacramento    | 3-2                    | Phoenix               | 4-1                     | Portland          | 4-3                     | Indiana      | 4-2                    |
| 2001                       | Portland      | 3-0                    | Sacramento            | 4-0                     | San Antonio       | 4-0                     | Philadelphia | 4-1                    |
| 2002                       | Portland      | 3-0                    | San Antonio           | 4-1                     | Sacramento        | 4-3                     | New Jersey   | 4-0                    |
| 2003                       | Minnesota     | 4-2                    | San Antonio           | 2-4                     | --                | --                      | --           | --                     |
| 2004                       | Houston       | 4-1                    | San Antonio           | 4-2                     | Minnesota         | 4-2                     | Detroit      | 1-4                    |
| 2005                       | --            | --                     | --                    | --                      | --                | --                      | --           | --                     |
| 2006                       | Phoenix       | 3-4                    | --                    | --                      | --                | --                      | --           | --                     |
| 2007                       | Phoenix       | 1-4                    | --                    | --                      | --                | --                      | --           | --                     |
| 2008                       | Denver        | 4-0                    | Utah                  | 4-2                     | San Antonio       | 4-1                     | Boston       | 2-4                    |
| 2009                       | Utah          | 4-1                    | Houston               | 4-3                     | Denver            | 4-2                     | Orlando      | 4-1                    |
| 2010                       | Oklahoma City | 4-2                    | Utah                  | 4-0                     | Phoenix           | 4-2                     | Boston       | 4-3                    |
| 2011                       | New Orleans   | 4-2                    | Dallas                | 0-4                     | --                | --                      | --           | --                     |
| 2012                       | Denver        | 4-3                    | Oklahoma City         | 1-4                     | --                | --                      | --           | --                     |
| 2013                       | San Antonio   | 0-4                    | --                    | --                      | --                | --                      | --           | --                     |
| 2014                       | --            | --                     | --                    | --                      | --                | --                      | --           | --                     |
| 2015                       | --            | --                     | --                    | --                      | --                | --                      | --           | --                     |
| 2016                       | --            | --                     | --                    | --                      | --                | --                      | --           | --                     |
| <b>Totals</b><br>(LA Only) |               | <b>85-44</b><br>(.659) |                       | <b>114-80</b><br>(.588) |                   | <b>105-58</b><br>(.644) |              | <b>69-75</b><br>(.479) |

<sup>A</sup>1950 Format: Div. Semis, Div. Finals, NBA Semis, NBA Finals / \*Round Robin; Winners Advance to Div. Finals





# LAKERS ALL-TIME PLAYOFF RECORDS



## ALL-TIME BEST PLAYOFF RECORDS\*

|                           | W          | L          | PCT         |
|---------------------------|------------|------------|-------------|
| <b>Los Angeles Lakers</b> | <b>438</b> | <b>296</b> | <b>.597</b> |
| Boston Celtics            | 346        | 261        | .570        |
| Miami Heat                | 123        | 96         | .562        |
| San Antonio Spurs         | 210        | 165        | .560        |
| Chicago Bulls             | 184        | 154        | .544        |
| Cleveland Cavaliers       | 100        | 89         | .529        |
| Detroit Pistons           | 188        | 178        | .514        |
| Philadelphia 76ers        | 216        | 205        | .513        |
| Oklahoma City Thunder     | 157        | 151        | .510        |
| Indiana Pacers            | 112        | 110        | .505        |

## ALL-TIME BEST HOME PLAYOFF RECORDS\*

|                           | W          | L         | PCT         |
|---------------------------|------------|-----------|-------------|
| <b>Los Angeles Lakers</b> | <b>286</b> | <b>96</b> | <b>.749</b> |
| Miami Heat                | 83         | 32        | .722        |
| Boston Celtics            | 232        | 90        | .720        |
| Chicago Bulls             | 121        | 49        | .712        |
| Utah Jazz                 | 85         | 38        | .691        |
| San Antonio Spurs         | 129        | 59        | .686        |
| Oklahoma City Thunder     | 108        | 51        | .679        |
| Portland Trail Blazers    | 80         | 38        | .678        |
| Detroit Pistons           | 123        | 59        | .676        |
| New York Knickerbockers   | 124        | 61        | .670        |

## ALL-TIME BEST ROAD PLAYOFF RECORDS\*

|                           | W          | L          | PCT         |
|---------------------------|------------|------------|-------------|
| San Antonio Spurs         | 81         | 106        | .433        |
| <b>Los Angeles Lakers</b> | <b>152</b> | <b>200</b> | <b>.432</b> |
| Boston Celtics            | 114        | 171        | .400        |
| Cleveland Cavaliers       | 37         | 58         | .389        |
| Miami Heat                | 40         | 64         | .385        |
| Chicago Bulls             | 63         | 105        | .375        |
| Indiana Pacers            | 42         | 72         | .368        |
| Brooklyn Nets             | 27         | 47         | .365        |
| Philadelphia 76ers        | 78         | 137        | .363        |
| Phoenix Suns              | 49         | 87         | .360        |

## LARGEST MARGIN OF VICTORY

| Date    | Opponent         | Score   | Margin |
|---------|------------------|---------|--------|
| 3/19/56 | vs. St. Louis    | 133-75  | 58     |
| 4/21/73 | at Golden State  | 126-70  | 56     |
| 4/17/86 | vs. San Antonio  | 135-88  | 47     |
| 5/22/85 | vs. Denver       | 153-109 | 44     |
| 4/28/84 | vs. Dallas       | 134-91  | 43     |
| 5/12/09 | vs. Houston      | 118-78  | 40     |
| 4/5/69  | at San Francisco | 118-78  | 40     |
| 5/25/01 | vs. San Antonio  | 111-72  | 39     |
| 4/29/87 | vs. Denver       | 140-103 | 37     |
| 4/9/70  | vs. Phoenix      | 129-94  | 35     |
| 4/23/87 | vs. Denver       | 128-95  | 33     |
| 6/3/84  | vs. Boston       | 137-104 | 33     |

## LARGEST MARGIN OF DEFEAT

| Date    | Opponent        | Score   | Margin |
|---------|-----------------|---------|--------|
| 6/17/08 | at Boston       | 92-131  | 39     |
| 5/8/11  | at Dallas       | 86-122  | 38     |
| 5/16/98 | at Utah         | 77-112  | 35     |
| 5/27/85 | at Boston       | 114-148 | 34     |
| 3/21/59 | at St. Louis    | 90-124  | 34     |
| 6/16/00 | at Indiana      | 87-120  | 33     |
| 6/6/82  | at Philadelphia | 102-135 | 33     |
| 4/25/65 | at Boston       | 96-129  | 33     |
| 4/18/65 | at Boston       | 110-142 | 32     |
| 4/26/13 | vs. San Antonio | 89-120  | 31     |
| 5/6/06  | at Phoenix      | 90-121  | 31     |
| 3/24/59 | at St. Louis    | 97-127  | 30     |

## HEAD-TO-HEAD PLAYOFF RESULTS VS. OPPONENTS

| Team                          | G  | Record | Series | Team                      | G  | Record | Series | Team                        | G          | Record         | Series        |
|-------------------------------|----|--------|--------|---------------------------|----|--------|--------|-----------------------------|------------|----------------|---------------|
| Anderson Packers <sup>^</sup> | 2  | 2-0    | 1-0    | Golden State              | 35 | 24-11  | 6-1    | Orlando                     | 5          | 4-1            | 1-0           |
| Atlanta                       | 54 | 29-25  | 5-5    | (San Francisco)           | 11 | 8-3    | 2-1    | Philadelphia                | 34         | 20-14          | 5-1           |
| (St. Louis)                   | 45 | 21-24  | 3-5    | (Golden State)            | 24 | 16-8   | 4-0    | (Syracuse)                  | 13         | 8-5            | 2-0           |
| (Atlanta)                     | 9  | 8-1    | 2-0    | Houston                   | 35 | 20-15  | 5-3    | (Philadelphia)              | 21         | 12-9           | 3-1           |
| Boston                        | 74 | 31-43  | 3-9    | Indiana                   | 6  | 4-2    | 1-0    | Phoenix                     | 62         | 38-24          | 8-4           |
| Brooklyn                      | 4  | 4-0    | 1-0    | Indianapolis <sup>^</sup> | 7  | 6-1    | 3-0    | Portland                    | 48         | 32-16          | 9-2           |
| Charlotte                     | 0  | -      | -      | LA Clippers               | 0  | -      | -      | Sacramento                  | 36         | 25-11          | 8-1           |
| Chicago                       | 28 | 17-11  | 4-1    | Memphis                   | 0  | -      | -      | (Rochester)                 | 17         | 11-6           | 4-1           |
| Chicago Stags <sup>^</sup>    | 4  | 4-0    | 2-0    | Miami                     | 0  | -      | -      | (Kansas City)               | 3          | 3-0            | 1-0           |
| Cleveland                     | 0  | -      | -      | Milwaukee                 | 16 | 6-10   | 1-2    | (Sacramento)                | 16         | 11-5           | 3-0           |
| Dallas                        | 22 | 12-10  | 3-1    | Minnesota                 | 12 | 8-4    | 2-0    | San Antonio                 | 56         | 34-22          | 8-4           |
| Denver                        | 28 | 21-7   | 6-0    | New Orleans               | 6  | 4-2    | 1-0    | Toronto                     | 0          | -              | -             |
| Detroit                       | 47 | 26-21  | 9-3    | New York                  | 29 | 16-13  | 3-2    | Utah                        | 31         | 17-14          | 4-2           |
| (Ft. Wayne)                   | 15 | 10-5   | 4-1    | Oklahoma City             | 41 | 26-15  | 6-3    | Washington                  | 6          | 4-2            | 1-0           |
| (Detroit)                     | 32 | 16-16  | 5-2    | (Seattle)                 | 30 | 21-9   | 5-2    | Wash. Capitals <sup>^</sup> | 6          | 4-2            | 1-0           |
|                               |    |        |        | (Oklahoma City)           | 11 | 5-6    | 1-1    | <b>TOTALS</b>               | <b>734</b> | <b>438-296</b> | <b>107-44</b> |
|                               |    |        |        |                           |    |        |        |                             |            | <b>(.597)</b>  | <b>(.709)</b> |

\* Minimum 20 Games; <sup>^</sup>Defunct Franchise



## LAKERS PLAYOFF CAREER LEADERS

### POINTS

|                     |       |
|---------------------|-------|
| Kobe Bryant         | 5,640 |
| Jerry West          | 4,457 |
| Kareem Abdul-Jabbar | 4,070 |
| Earvin Johnson      | 3,701 |
| Elgin Baylor        | 3,623 |
| Shaquille O'Neal    | 3,383 |
| James Worthy        | 3,022 |
| Byron Scott         | 2,223 |
| Derek Fisher        | 1,700 |
| George Mikan        | 1,680 |

### FIELD GOALS MADE

|                               |       |
|-------------------------------|-------|
| Kobe Bryant                   | 2,014 |
| Kareem Abdul-Jabbar           | 1,643 |
| Jerry West                    | 1,622 |
| Elgin Baylor                  | 1,388 |
| Shaquille O'Neal              | 1,309 |
| Earvin Johnson                | 1,291 |
| James Worthy                  | 1,267 |
| Byron Scott                   | 864   |
| Pau Gasol                     | 600   |
| Michael Cooper / Derek Fisher | 582   |

### 3-PT FG MADE

|                   |     |
|-------------------|-----|
| Kobe Bryant       | 292 |
| Derek Fisher      | 219 |
| Michael Cooper    | 124 |
| Byron Scott       | 116 |
| Robert Horry      | 83  |
| Rick Fox          | 82  |
| Sasha Vujacic     | 63  |
| Nick Van Exel     | 60  |
| Metta World Peace | 59  |
| Devean George     | 52  |

### FREE THROWS MADE

|                     |       |
|---------------------|-------|
| Kobe Bryant         | 1,320 |
| Jerry West          | 1,213 |
| Earvin Johnson      | 1,068 |
| Elgin Baylor        | 847   |
| Kareem Abdul-Jabbar | 784   |
| Shaquille O'Neal    | 765   |
| George Mikan        | 554   |
| James Worthy        | 474   |
| Byron Scott         | 379   |
| Pau Gasol           | 358   |

### REBOUNDS

|                     |       |
|---------------------|-------|
| Wilt Chamberlain    | 1,783 |
| Elgin Baylor        | 1,725 |
| Shaquille O'Neal    | 1,630 |
| Kareem Abdul-Jabbar | 1,525 |
| Earvin Johnson      | 1,465 |
| Kobe Bryant         | 1,119 |
| Pau Gasol           | 937   |
| A.C. Green          | 858   |
| Jerry West          | 855   |
| Lamar Odum          | 824   |

### ASSISTS

|                     |        |
|---------------------|--------|
| Earvin Johnson      | 2,346* |
| Kobe Bryant         | 1,040  |
| Jerry West          | 970    |
| Michael Cooper      | 703    |
| Elgin Baylor        | 541    |
| Kareem Abdul-Jabbar | 540    |
| Derek Fisher        | 507    |
| Norm Nixon          | 465    |
| James Worthy        | 463    |
| Shaquille O'Neal    | 360    |

### GAMES

|                     |     |
|---------------------|-----|
| Kobe Bryant         | 220 |
| Derek Fisher        | 193 |
| Earvin Johnson      | 190 |
| Kareem Abdul-Jabbar | 180 |
| Michael Cooper      | 168 |
| Jerry West          | 153 |
| Byron Scott         | 150 |
| James Worthy        | 143 |
| Elgin Baylor        | 134 |
| A.C. Green          | 126 |

### FIELD GOALS ATTEMPTED

|                     |        |
|---------------------|--------|
| Kobe Bryant         | 4,499* |
| Jerry West          | 3,460  |
| Elgin Baylor        | 3,151  |
| Kareem Abdul-Jabbar | 3,024  |
| Earvin Johnson      | 2,552  |
| Shaquille O'Neal    | 2,352  |
| James Worthy        | 2,329  |
| Byron Scott         | 1,747  |
| George Mikan        | 1,394  |
| Derek Fisher        | 1,358  |

### 3-PT FG ATTEMPTED

|                   |      |
|-------------------|------|
| Kobe Bryant       | 882* |
| Derek Fisher      | 543  |
| Michael Cooper    | 316  |
| Byron Scott       | 286  |
| Robert Horry      | 263  |
| Rick Fox          | 230  |
| Earvin Johnson    | 212  |
| Nick Van Exel     | 196  |
| Metta World Peace | 195  |
| Sasha Vujacic     | 164  |

### FREE THROWS ATTEMPTED

|                     |       |
|---------------------|-------|
| Kobe Bryant         | 1,617 |
| Jerry West          | 1,507 |
| Shaquille O'Neal    | 1,472 |
| Earvin Johnson      | 1,274 |
| Elgin Baylor        | 1,101 |
| Kareem Abdul-Jabbar | 1,037 |
| George Mikan        | 705   |
| Wilt Chamberlain    | 667   |
| James Worthy        | 652   |
| Pau Gasol           | 487   |

### DEFENSIVE REBOUNDS

|                     |       |
|---------------------|-------|
| Earvin Johnson      | 1,116 |
| Kareem Abdul-Jabbar | 1,087 |
| Shaquille O'Neal    | 1,069 |
| Kobe Bryant         | 889   |
| Pau Gasol           | 645   |
| Lamar Odum          | 605   |
| A.C. Green          | 542   |
| James Worthy        | 490   |
| Kurt Rambis         | 438   |
| Robert Horry        | 425   |

### OFFENSIVE REBOUNDS

|                     |     |
|---------------------|-----|
| Shaquille O'Neal    | 561 |
| Kareem Abdul-Jabbar | 438 |
| Earvin Johnson      | 349 |
| A.C. Green          | 316 |
| Pau Gasol           | 292 |
| James Worthy        | 257 |
| Kobe Bryant         | 230 |
| Lamar Odum          | 219 |
| Kurt Rambis         | 189 |
| Robert Horry        | 183 |

### STEALS

|                     |     |
|---------------------|-----|
| Earvin Johnson      | 358 |
| Kobe Bryant         | 310 |
| Derek Fisher        | 219 |
| Byron Scott         | 204 |
| Michael Cooper      | 203 |
| James Worthy        | 177 |
| Kareem Abdul-Jabbar | 169 |
| Robert Horry        | 120 |
| Norm Nixon          | 89  |
| Jamaal Wilkes       | 83  |

### BLOCKED SHOTS

|                     |     |
|---------------------|-----|
| Kareem Abdul-Jabbar | 437 |
| Shaquille O'Neal    | 310 |
| Pau Gasol           | 178 |
| Kobe Bryant         | 144 |
| Andrew Bynum        | 110 |
| Lamar Odum          | 97  |
| Michael Cooper      | 96  |
| James Worthy        | 96  |
| Elden Campbell      | 90  |
| Robert Horry        | 90  |

### MINUTES PLAYED

|                     |       |
|---------------------|-------|
| Kobe Bryant         | 8,641 |
| Earvin Johnson      | 7,538 |
| Kareem Abdul-Jabbar | 6,646 |
| Jerry West          | 6,321 |
| Elgin Baylor        | 5,510 |
| Derek Fisher        | 5,406 |
| James Worthy        | 5,297 |
| Shaquille O'Neal    | 4,992 |
| Byron Scott         | 4,828 |
| Michael Cooper      | 4,744 |

### FIELD GOAL % (MIN. 150 FGM)

|                     |           |      |
|---------------------|-----------|------|
| Kurt Rambis         | 258-436   | .592 |
| Shaquille O'Neal    | 1309-2352 | .557 |
| James Worthy        | 1267-2329 | .544 |
| Kareem Abdul-Jabbar | 1643-3024 | .543 |
| Mike McGee          | 184-341   | .540 |
| Wilt Chamberlain    | 483-909   | .531 |
| Pau Gasol           | 600-1155  | .519 |
| Vlade Divac         | 253-490   | .516 |
| Bob McAdoo          | 340-671   | .507 |
| Earvin Johnson      | 1291-2552 | .506 |

### 3-PT FG % (MIN. 35 3FGM)

|              |         |      |
|--------------|---------|------|
| Trevor Ariza | 41-88   | .465 |
| Eddie Jones  | 51-118  | .432 |
| Byron Scott  | 116-286 | .406 |
| Derek Fisher | 219-543 | .403 |
| Glen Rice    | 38-95   | .400 |

### FT % (MIN. 100 FTM)

|                |           |      |
|----------------|-----------|------|
| Earvin Johnson | 1068-1274 | .838 |
| Michael Cooper | 293-355   | .825 |
| Byron Scott    | 379-463   | .819 |
| Kobe Bryant    | 1320-1617 | .816 |
| Gail Goodrich  | 336-412   | .816 |

### SCORING AVERAGE

(20 GAMES OR 300 PTS.)

|                     |      |
|---------------------|------|
| Jerry West          | 29.1 |
| Shaquille O'Neal    | 27.7 |
| Elgin Baylor        | 27.0 |
| Kobe Bryant         | 25.6 |
| George Mikan        | 24.0 |
| Kareem Abdul-Jabbar | 22.7 |
| James Worthy        | 21.1 |
| Earvin Johnson      | 19.5 |
| Jim McMillian       | 18.4 |
| Gail Goodrich       | 17.9 |





## LAKERS ALL-TIME SINGLE GAME HIGHS

### POINTS

|              |         |         |    |
|--------------|---------|---------|----|
| Elgin Baylor | @ BOS   | 4/14/62 | 61 |
| Jerry West   | vs. BOS | 4/23/69 | 53 |
| Jerry West   | vs. BAL | 4/5/65  | 52 |
| Kobe Bryant  | vs. PHX | 5/4/06  | 50 |
| Kobe Bryant  | vs. DEN | 4/23/08 | 49 |
| Jerry West   | vs. BAL | 4/3/65  | 49 |
| Elgin Baylor | vs. DET | 3/15/61 | 49 |
| Kobe Bryant  | @ SAC   | 5/13/01 | 48 |
| Jerry West   | @ BAL   | 4/9/65  | 48 |
| Elgin Baylor | @ STL   | 3/27/61 | 47 |
| Elgin Baylor | @ DET   | 3/18/61 | 47 |

### FIELD GOALS MADE

|                     |         |         |       |
|---------------------|---------|---------|-------|
| Elgin Baylor        | @ BOS   | 4/14/62 | 22-46 |
| Jerry West          | vs. BOS | 4/23/69 | 21-41 |
| Shaquille O'Neal    | vs. SAC | 4/23/00 | 21-33 |
| Shaquille O'Neal    | vs. IND | 6/7/00  | 21-31 |
| Jerry West          | @ BAL   | 4/9/65  | 20-43 |
| Wilt Chamberlain    | vs. NYK | 5/6/70  | 20-27 |
| Kobe Bryant         | vs. PHX | 5/4/06  | 20-35 |
| Jerry West          | vs. BOS | 4/22/66 | 19-31 |
| Gail Goodrich       | vs. GSW | 4/25/73 | 19-26 |
| Kareem Abdul-Jabbar | vs. PHI | 5/7/80  | 19-31 |
| Shaquille O'Neal    | vs. IND | 6/19/00 | 19-32 |
| Kobe Bryant         | @ SAS   | 5/19/01 | 19-35 |

### FREE THROWS MADE

|                |         |        |       |
|----------------|---------|--------|-------|
| Kobe Bryant    | vs. UTA | 5/4/08 | 21-23 |
| Jerry West     | @ DET   | 4/3/62 | 20-23 |
| Jerry West     | vs. BAL | 4/5/65 | 20-21 |
| Earvin Johnson | vs. GSW | 5/8/91 | 20-22 |
| Jerry West     | vs. BAL | 4/3/65 | 19-21 |

### REBOUNDS

|                  |         |         |    |
|------------------|---------|---------|----|
| Wilt Chamberlain | vs. CHI | 4/4/71  | 33 |
| Wilt Chamberlain | vs. BOS | 4/29/69 | 31 |
| Wilt Chamberlain | vs. BOS | 5/1/69  | 31 |
| Wilt Chamberlain | vs. CHI | 4/1/71  | 31 |
| Wilt Chamberlain | vs. SFW | 3/26/69 | 30 |

### ASSISTS

|                |         |         |    |
|----------------|---------|---------|----|
| Earvin Johnson | vs. PHX | 5/15/84 | 24 |
| Earvin Johnson | @ POR   | 5/3/85  | 23 |
| Earvin Johnson | vs. BOS | 6/3/84  | 21 |
| Earvin Johnson | vs. HOU | 4/27/91 | 21 |
| Earvin Johnson | @ POR   | 5/18/91 | 21 |
| Earvin Johnson | @ HOU   | 5/16/86 | 20 |
| Earvin Johnson | vs. BOS | 6/4/87  | 20 |
| Earvin Johnson | vs. DAL | 5/31/88 | 20 |
| Earvin Johnson | @ PHX   | 5/28/89 | 20 |
| Earvin Johnson | vs. CHI | 6/12/91 | 20 |

### STEALS

|                |         |         |   |
|----------------|---------|---------|---|
| Earvin Johnson | vs. POR | 4/24/83 | 7 |
| Byron Scott    | @ GSW   | 5/10/91 | 7 |

## BLOCKED SHOTS

|                     |         |         |     |
|---------------------|---------|---------|-----|
| Andrew Bynum        | vs. DEN | 4/29/12 | 10* |
| Kareem Abdul-Jabbar | vs. GSW | 4/22/77 | 9   |
| Kareem Abdul-Jabbar | @ POR   | 5/10/77 | 8   |
| Kareem Abdul-Jabbar | @ POR   | 5/1/83  | 8   |
| Kareem Abdul-Jabbar | vs. PHI | 5/29/83 | 8   |
| Shaquille O'Neal    | @ SEA   | 5/12/98 | 8   |
| Shaquille O'Neal    | vs. PHI | 6/8/01  | 8   |
| Shaquille O'Neal    | vs. SAS | 5/9/04  | 8   |
| Kareem Abdul-Jabbar | vs. DEN | 4/10/79 | 7   |
| Kareem Abdul-Jabbar | vs. SEA | 4/18/79 | 7   |
| Andrew Bynum        | vs. BOS | 6/6/10  | 7   |

## OPPONENT ALL-TIME SINGLE GAME HIGHS

### POINTS

|               |         |         |    |
|---------------|---------|---------|----|
| Eric Floyd    | @ GSW   | 5/10/87 | 51 |
| Allen Iverson | vs. PHI | 6/6/01  | 48 |

### FIELD GOALS MADE

|                 |       |         |       |
|-----------------|-------|---------|-------|
| Xavier McDaniel | @ SEA | 5/23/87 | 20-29 |
| Mark Aguirre    | @ DAL | 5/4/86  | 19-30 |

### FREE THROWS MADE

|            |         |         |       |
|------------|---------|---------|-------|
| Tim Duncan | vs. SAS | 5/22/99 | 19-23 |
|------------|---------|---------|-------|

### REBOUNDS

|              |       |         |    |
|--------------|-------|---------|----|
| Bill Russell | @ BOS | 4/18/62 | 40 |
| Bill Russell | @ BOS | 4/16/63 | 38 |

### ASSISTS

|               |         |         |    |
|---------------|---------|---------|----|
| John Stockton | vs. UTA | 5/17/88 | 24 |
| Steve Nash    | vs. PHX | 4/29/07 | 23 |
| John Stockton | vs. UTA | 5/21/88 | 20 |
| Tim Hardaway  | vs. GSW | 5/14/91 | 20 |
| Bob Cousy     | vs. BOS | 4/7/59  | 19 |
| Walt Frazier  | @ NYK   | 5/8/70  | 19 |

### STEALS

|                |         |         |   |
|----------------|---------|---------|---|
| Lionel Hollins | vs. POR | 5/8/77  | 8 |
| Tim Hardaway   | vs. GSW | 5/8/91  | 8 |
| Derek Harper   | vs. DAL | 4/30/86 | 7 |

## BLOCKED SHOTS

|                 |         |         |     |
|-----------------|---------|---------|-----|
| Hakeem Olajuwon | vs. HOU | 4/29/90 | 10* |
| Dwight Howard   | @ ORL   | 6/11/09 | 9   |
| Greg Ostertag   | @ UTA   | 5/12/97 | 9   |





## LAKERS INDIVIDUAL PLAYOFF RECORDS

### POINTS

|         |    |              |         |         |
|---------|----|--------------|---------|---------|
| Game    | 61 | Elgin Baylor | @ BOS   | 4/14/62 |
| Half    | 33 | Elgin Baylor | @ BOS   | 4/14/62 |
| Quarter | 22 | Elgin Baylor | vs. DET | 3/15/61 |

### FIELD GOAL % (MIN. 8 FGM)

|         |        |                  |             |         |
|---------|--------|------------------|-------------|---------|
| Game    | 1.000* | Wilt Chamberlain | @ ATL (9-9) | 4/17/69 |
| Half    | n/a    | -                | -           | -       |
| Quarter | n/a    | -                | -           | -       |

### FIELD GOALS MADE

|         |    |               |         |         |
|---------|----|---------------|---------|---------|
| Game    | 22 | Elgin Baylor  | @ BOS   | 4/14/62 |
| Half    | 12 | Kobe Bryant   | @ MIN   | 4/20/03 |
|         | 12 | Elgin Baylor  | @ BOS   | 4/14/62 |
| Quarter | 10 | Gail Goodrich | vs. GSW | 4/25/73 |

### FIELD GOALS ATTEMPTED

|         |     |               |         |         |
|---------|-----|---------------|---------|---------|
| Game    | 46  | Elgin Baylor  | @ BOS   | 4/14/62 |
| Half    | 25* | Elgin Baylor  | @ BOS   | 4/14/62 |
| Quarter | 13  | Kobe Bryant   | @ SAS   | 5/13/03 |
|         | 13  | Mike McGee    | vs. DEN | 5/22/85 |
|         | 13  | Gail Goodrich | vs. GSW | 4/25/73 |
|         | 13  | Elgin Baylor  | @ BOS   | 4/14/62 |

### 3-PT FIELD GOALS MADE

|         |     |               |         |        |
|---------|-----|---------------|---------|--------|
| Game    | 7   | Robert Horry  | @ UTA   | 5/6/97 |
| Half    | 7   | Nick Van Exel | vs. SEA | 5/4/95 |
| Quarter | n/a | -             | -       | -      |

### 3-PT FIELD GOALS ATTEMPTED

|         |     |               |         |         |
|---------|-----|---------------|---------|---------|
| Game    | 13  | Nick Van Exel | vs. SEA | 5/4/95  |
| Half    | 11* | Kobe Bryant   | @ SAS   | 5/13/03 |
| Quarter | n/a | -             | -       | -       |

### 3-PT FIELD GOAL % (MIN. 5 ATT.)

|      |        |                    |         |        |
|------|--------|--------------------|---------|--------|
| Game | 1.000* | Robert Horry (7-7) | @ UTA   | 5/6/97 |
|      | 1.000  | Byron Scott (5-5)  | vs. GSW | 5/5/91 |

### FT MADE WITHOUT A MISS

|         |    |               |         |         |
|---------|----|---------------|---------|---------|
| Game    | 18 | Kobe Bryant   | vs. OKC | 5/18/12 |
| Half    | 14 | Jerry West    | vs. BAL | 4/5/65  |
| Quarter | 11 | Larry Spriggs | vs. DAL | 4/28/84 |

### FREE THROWS MADE

|         |     |                  |         |         |
|---------|-----|------------------|---------|---------|
| Game    | 21  | Kobe Bryant      | vs. UTA | 5/4/08  |
| Half    | 19* | Earvin Johnson   | vs. GSW | 5/8/91  |
| Quarter | 12  | Shaquille O'Neal | vs. POR | 5/20/00 |

### FREE THROWS ATTEMPTED

|         |     |                  |         |         |
|---------|-----|------------------|---------|---------|
| Game    | 39* | Shaquille O'Neal | vs. IND | 6/9/00  |
| Half    | 27* | Shaquille O'Neal | vs. POR | 5/20/00 |
| Quarter | 25* | Shaquille O'Neal | vs. POR | 5/20/00 |

### REBOUNDS

|         |     |                  |         |         |
|---------|-----|------------------|---------|---------|
| Game    | 33  | Wilt Chamberlain | vs. CHI | 4/4/71  |
| Half    | 19  | Wilt Chamberlain | vs. CHI | 4/19/71 |
| Quarter | n/a | -                | -       | -       |

### OFFENSIVE REBOUNDS

|      |    |                  |         |         |
|------|----|------------------|---------|---------|
| Game | 11 | Pau Gasol        | vs. DEN | 5/12/12 |
|      | 11 | Shaquille O'Neal | vs. SAC | 5/6/01  |

### DEFENSIVE REBOUNDS

|      |    |                  |         |        |
|------|----|------------------|---------|--------|
| Game | 19 | Shaquille O'Neal | vs. IND | 6/9/00 |
|------|----|------------------|---------|--------|

### ASSISTS

|         |     |                |         |         |
|---------|-----|----------------|---------|---------|
| Game    | 24* | Earvin Johnson | vs. PHX | 5/15/94 |
| Half    | 15* | Earvin Johnson | @ POR   | 5/3/85  |
| Quarter | 10  | Earvin Johnson | @ POR   | 5/18/91 |
|         | 10  | Earvin Johnson | vs. HOU | 4/27/91 |
|         | 10  | Earvin Johnson | vs. DEN | 5/22/85 |

### STEALS

|         |   |                |         |         |
|---------|---|----------------|---------|---------|
| Game    | 7 | Earvin Johnson | vs. POR | 4/24/83 |
| Half    | 7 | Byron Scott    | @ GSW   | 5/10/91 |
| Quarter | 6 | Byron Scott    | @ GSW   | 5/10/91 |
|         | 4 | Kobe Bryant    | vs. BOS | 6/6/10  |

### BLOCKED SHOTS

|         |     |              |         |         |
|---------|-----|--------------|---------|---------|
| Game    | 10* | Andrew Bynum | vs. DEN | 4/29/12 |
| Half    | n/a | -            | -       | -       |
| Quarter | n/a | -            | -       | -       |



# LAKERS ALL-TIME PLAYOFF HIGHS / LOWS



(records for fewest/lowest exclude games & seasons before introduction of shot clock in 1954-55)

## CONSECUTIVE WINS

|             |     |             |            |
|-------------|-----|-------------|------------|
| Overall     | 13* |             | 1988-89    |
| One Season  | 11  |             | 1989, 2001 |
| At Home     | 14  | Minneapolis | 1949-51    |
|             | 13  | Los Angeles | 1987-88    |
| On the Road | 12* | Los Angeles | 2000-02    |

## MOST POINTS

|           |     |         |         |
|-----------|-----|---------|---------|
| Game      | 153 | vs. DEN | 5/22/85 |
| Half      | 82  | vs. DEN | 4/23/87 |
| Quarter   | 51* | vs. DET | 3/31/62 |
| OT Period | 22* | vs. NYK | 5/1/70  |

## MOST FG MADE

|      |     |         |         |
|------|-----|---------|---------|
| Game | 67* | vs. DEN | 5/22/85 |
|------|-----|---------|---------|

## MOST FG ATTEMPTED

|      |     |                     |         |
|------|-----|---------------------|---------|
| Game | 116 | twice, last vs. DEN | 5/22/85 |
|------|-----|---------------------|---------|

## HIGHEST FG %

|      |      |                 |         |
|------|------|-----------------|---------|
| Game | .663 | vs. SAS (57-86) | 4/17/86 |
|------|------|-----------------|---------|

## MOST 3-PT FG MADE

|      |    |       |        |
|------|----|-------|--------|
| Game | 13 | @ UTA | 5/8/10 |
|------|----|-------|--------|

## MOST 3-PT FG ATTEMPTED

|      |     |         |         |
|------|-----|---------|---------|
| Game | 32  | @ PHX   | 5/23/10 |
| Half | 26* | vs. SAC | 5/24/02 |

## HIGHEST 3-PT FG %

|      |       |               |         |
|------|-------|---------------|---------|
| Game | 1.000 | vs. DEN (4-4) | 5/11/85 |
|------|-------|---------------|---------|

## MOST FT MADE

|      |    |         |         |
|------|----|---------|---------|
| Game | 49 | vs. DEN | 4/25/87 |
|      | 49 | vs. STL | 3/21/56 |

## MOST FT ATTEMPTED

|      |    |         |         |
|------|----|---------|---------|
| Game | 68 | vs. ATL | 4/12/70 |
|      | 68 | vs. STL | 3/21/56 |

## HIGHEST FT %

|      |       |                 |         |
|------|-------|-----------------|---------|
| Game | 1.000 | @ DEN (24-24)   | 5/29/09 |
|      | 1.000 | @ BOS (10-10)   | 6/8/08  |
|      | .976  | vs. OKC (41-42) | 5/18/12 |

## MOST REBOUNDS

|      |    |         |         |
|------|----|---------|---------|
| Game | 81 | vs. STL | 3/24/61 |
|------|----|---------|---------|

## MOST OFFENSIVE REBOUNDS

|      |    |         |         |
|------|----|---------|---------|
| Game | 28 | vs. SEA | 4/14/78 |
|------|----|---------|---------|

## MOST DEFENSIVE REBOUNDS

|      |    |       |         |
|------|----|-------|---------|
| Game | 45 | @ DEN | 4/29/87 |
|------|----|-------|---------|

## MOST ASSISTS

|      |    |                             |        |
|------|----|-----------------------------|--------|
| Game | 44 | several times, last vs. BOS | 6/4/87 |
|------|----|-----------------------------|--------|

## MOST PERSONAL FOULS

|      |    |                     |         |
|------|----|---------------------|---------|
| Game | 42 | twice, last vs. STL | 3/17/56 |
|------|----|---------------------|---------|

## MOST STEALS

|      |    |         |         |
|------|----|---------|---------|
| Game | 19 | vs. GSW | 5/4/77  |
|      | 19 | vs. GSW | 4/19/77 |

## MOST BLOCKED SHOTS

|      |    |         |         |
|------|----|---------|---------|
| Game | 15 | vs. DEN | 4/29/12 |
|------|----|---------|---------|

## MOST TURNOVERS

|      |    |       |        |
|------|----|-------|--------|
| Game | 28 | @ POR | 5/5/85 |
|------|----|-------|--------|

## CONSECUTIVE LOSSES

|             |    |                              |
|-------------|----|------------------------------|
| Overall     | 6  | 1973-74, 1991-92, 2012-13    |
| One Season  | 4  | 1977, 1983, 1989, 1998, 1999 |
|             |    | 2011, 2013                   |
| At Home     | 4  | 1983                         |
| On the Road | 14 | 1973-74, 1977-79             |

## FEWEST POINTS

|           |    |         |         |
|-----------|----|---------|---------|
| Game      | 68 | @ DET   | 6/10/04 |
| Half      | 28 | @ MIL   | 4/7/74  |
| Quarter   | 8  | vs. POR | 5/22/00 |
| OT Period | 0  | @ FTW   | 3/22/55 |
|           | 4  | @ UTA   | 5/12/97 |

## FEWEST FG MADE

|      |    |         |         |
|------|----|---------|---------|
| Game | 25 | @ MIN   | 5/23/04 |
|      | 25 | vs. HOU | 4/17/04 |

## FEWEST FG ATTEMPTED

|      |    |         |         |
|------|----|---------|---------|
| Game | 62 | vs. POR | 4/27/97 |
|------|----|---------|---------|

## LOWEST FG %

|      |      |                  |        |
|------|------|------------------|--------|
| Game | .272 | vs. MIL (28-103) | 4/9/72 |
|------|------|------------------|--------|

## FEWEST 3-PT FG MADE

|      |   |                             |        |
|------|---|-----------------------------|--------|
| Game | 0 | several times, last vs. SAC | 5/8/01 |
|------|---|-----------------------------|--------|

## FEWEST 3-PT FG ATTEMPTED

|      |   |                           |         |
|------|---|---------------------------|---------|
| Game | 0 | several times, last @ CKK | 4/22/84 |
|------|---|---------------------------|---------|

## LOWEST 3-PT FG %

|      |      |                             |        |
|------|------|-----------------------------|--------|
| Game | .000 | several times, last vs. SAC | 5/8/01 |
|------|------|-----------------------------|--------|

## FEWEST FT MADE

|      |   |       |         |
|------|---|-------|---------|
| Game | 3 | @ PHI | 5/26/83 |
|------|---|-------|---------|

## FEWEST FT ATTEMPTED

|      |   |       |         |
|------|---|-------|---------|
| Game | 5 | @ PHI | 5/26/83 |
|------|---|-------|---------|

## LOWEST FT %

|      |      |              |        |
|------|------|--------------|--------|
| Game | .389 | @ SAS (7-18) | 5/5/04 |
|------|------|--------------|--------|

## FEWEST REBOUNDS

|      |    |       |        |
|------|----|-------|--------|
| Game | 27 | @ ORL | 6/9/09 |
|------|----|-------|--------|

## FEWEST OFFENSIVE REBOUNDS

|      |   |       |         |
|------|---|-------|---------|
| Game | 2 | @ BOS | 6/17/08 |
|------|---|-------|---------|

## FEWEST DEFENSIVE REBOUNDS

|      |    |       |        |
|------|----|-------|--------|
| Game | 16 | @ ORL | 6/9/09 |
|------|----|-------|--------|

## FEWEST ASSISTS

|      |   |         |         |
|------|---|---------|---------|
| Game | 7 | @ PHX   | 5/2/07  |
|      | 7 | vs. STL | 3/21/59 |

## FEWEST PERSONAL FOULS

|      |    |         |         |
|------|----|---------|---------|
| Game | 12 | vs. DAL | 5/2/11  |
|      | 12 | @ PHX   | 5/25/10 |
|      | 12 | @ GSW   | 4/21/73 |

## FEWEST TURNOVERS

|      |   |         |         |
|------|---|---------|---------|
| Game | 5 | @ HOU   | 4/23/04 |
|      | 5 | vs. IND | 6/19/00 |



\* Denotes NBA Record



## OPPONENT INDIVIDUAL PLAYOFF RECORDS

### POINTS

|         |    |              |       |         |
|---------|----|--------------|-------|---------|
| Game    | 51 | Sleepy Floyd | @ GSW | 5/10/87 |
| Half    | 39 | Sleepy Floyd | @ GSW | 5/10/87 |
| Quarter | 29 | Sleepy Floyd | @ GSW | 5/10/87 |

### MOST FG MADE WITHOUT A MISS

|      |    |              |       |         |
|------|----|--------------|-------|---------|
| Game | 11 | Scott Wedman | @ BOS | 5/27/85 |
|------|----|--------------|-------|---------|

### FG MADE

|         |    |                 |       |         |
|---------|----|-----------------|-------|---------|
| Game    | 20 | Xavier McDaniel | @ SEA | 5/23/87 |
| Half    | 15 | Sleepy Floyd    | @ GSW | 5/10/87 |
| Quarter | 12 | Sleepy Floyd    | @ GSW | 5/10/87 |

### FG ATTEMPTED

|      |    |               |         |        |
|------|----|---------------|---------|--------|
| Game | 41 | Allen Iverson | vs. PHI | 6/6/01 |
|------|----|---------------|---------|--------|

### 3-PT FG MADE WITHOUT A MISS

|      |   |                 |         |        |
|------|---|-----------------|---------|--------|
| Game | 6 | Peja Stojakovic | vs. DAL | 5/8/11 |
|------|---|-----------------|---------|--------|

### 3-PT FG MADE

|         |   |             |         |        |
|---------|---|-------------|---------|--------|
| Game    | 9 | Jason Terry | @ DAL   | 5/8/11 |
| Half    | 7 | Ray Allen   | vs. BOS | 6/6/10 |
| Quarter | 5 | Jason Terry | @ DAL   | 5/8/11 |
|         | 5 | Ray Allen   | vs. BOS | 6/6/10 |

### 3-PT FG ATTEMPTED

|         |    |                 |         |         |
|---------|----|-----------------|---------|---------|
| Game    | 13 | Vernon Maxwell  | vs. HOU | 4/27/91 |
| Half    | 8  | Al Harrington   | vs. DEN | 5/12/12 |
|         | 8  | Ray Allen       | vs. BOS | 6/6/10  |
|         | 8  | Channing Frye   | vs. PHX | 5/27/10 |
|         | 8  | Rashard Lewis   | @ ORL   | 6/14/09 |
|         | 8  | Leandro Barbosa | vs. PHX | 4/26/07 |
|         | 8  | Vernon Maxwell  | vs. HOU | 4/27/91 |
| Quarter | 6  | Al Harrington   | vs. DEN | 5/12/12 |
|         | 6  | Jason Terry     | @ DAL   | 5/8/11  |
|         | 6  | Ray Allen       | vs. BOS | 6/6/10  |
|         | 6  | Rashard Lewis   | vs. ORL | 6/7/09  |
|         | 6  | Leandro Barbosa | vs. PHX | 4/26/07 |
|         | 6  | Jaren Jackson   | vs. SAS | 5/23/99 |
|         | 6  | Sam Mack        | vs. HOU | 5/11/99 |
|         | 6  | Robert Horry    | @ HOU   | 5/2/96  |
|         | 6  | Terry Porter    | vs. POR | 4/29/92 |
|         | 6  | Vernon Maxwell  | vs. HOU | 4/27/91 |

### FT MADE WITHOUT A MISS

|      |    |               |         |         |
|------|----|---------------|---------|---------|
| Game | 18 | Karl Malone   | vs. UTA | 5/10/97 |
| Half | 12 | George Gervin | vs. SAS | 5/9/82  |

### FT MADE

|      |    |               |         |         |
|------|----|---------------|---------|---------|
| Game | 19 | Tim Duncan    | vs. SAS | 5/22/99 |
| Half | 12 | George Gervin | vs. SAS | 5/9/82  |

### FT ATTEMPTED

|         |    |                  |         |         |
|---------|----|------------------|---------|---------|
| Game    | 23 | Tim Duncan       | vs. SAS | 5/22/99 |
| Half    | 15 | Amare Stoudemire | @ PHX   | 5/2/07  |
| Quarter | 11 | Carl Landry      | vs. HOU | 5/6/09  |

### OFFENSIVE REBOUNDS

|         |    |             |         |         |
|---------|----|-------------|---------|---------|
| Game    | 12 | Larry Smith | vs. GSW | 5/12/87 |
| Half    | 10 | Larry Smith | vs. GSW | 5/12/87 |
| Quarter | 6  | Roy Tarpley | @ DAL   | 5/27/88 |

### DEFENSIVE REBOUNDS

|         |     |                 |         |         |
|---------|-----|-----------------|---------|---------|
| Game    | 20* | Tim Duncan      | vs. SAS | 5/14/02 |
| Half    | 13  | Carlos Boozer   | @ UTA   | 4/23/09 |
|         | 13  | Tim Duncan      | vs. SAS | 5/14/02 |
| Quarter | 9   | Tim Duncan      | vs. SAS | 5/5/02  |
|         | 9   | James Donaldson | @ DAL   | 5/8/86  |

### REBOUNDS

|         |     |              |            |         |
|---------|-----|--------------|------------|---------|
| Game    | 40  | Bill Russell | @ BOS (OT) | 4/18/62 |
| Half    | n/a | -            | -          | -       |
| Quarter | 19* | Bill Russell | @ BOS (OT) | 4/18/62 |

### ASSISTS

|         |     |                |         |         |
|---------|-----|----------------|---------|---------|
| Game    | 24* | John Stockton  | vs. UTA | 5/17/88 |
| Half    | 15* | Steve Nash     | vs. PHX | 4/29/07 |
| Quarter | 8   | Chris Paul     | vs. NOH | 4/26/11 |
|         | 8   | Chris Paul     | vs. NOH | 4/17/11 |
|         | 8   | Deron Williams | @ UTA   | 5/16/08 |
|         | 8   | Steve Nash     | vs. PHX | 4/29/07 |
|         | 8   | John Stockton  | vs. UTA | 5/17/88 |

### STEALS

|         |   |                  |         |         |
|---------|---|------------------|---------|---------|
| Game    | 8 | Lionel Hollins   | vs. POR | 5/8/77  |
|         | 8 | Tim Hardaway     | vs. GSW | 5/8/91  |
| Half    | 6 | Lionel Hollins   | vs. POR | 5/8/77  |
| Quarter | 4 | Chuck Hayes      | vs. HOU | 5/17/09 |
|         | 4 | Rajon Rondo      | @ BOS   | 6/17/08 |
|         | 4 | Latrell Sprewell | vs. MIN | 5/25/04 |
|         | 4 | Doug Christie    | vs. SAC | 5/6/01  |
|         | 4 | Hakeem Olajuwon  | vs. HOU | 4/25/96 |

### BLOCKED SHOTS

|      |     |                 |          |         |
|------|-----|-----------------|----------|---------|
| Game | 10* | Hakeem Olajuwon | vs. HOU  | 4/29/90 |
| Half | 7   | Mark Eaton      | vs. UTAH | 5/10/88 |



# OPPONENT ALL-TIME PLAYOFF HIGHS / LOWS



(records for fewest/lowest exclude games & seasons before introduction of shot clock in 1954-55)

## **MOST POINTS**

|         |     |       |         |
|---------|-----|-------|---------|
| Game    | 148 | @ BOS | 5/27/85 |
| Half    | 81  | @ PHI | 6/6/82  |
| Quarter | 45  | @ DAL | 5/4/86  |

## **HIGHEST FG %**

|      |      |               |        |
|------|------|---------------|--------|
| Game | .625 | @ ORL (40-64) | 6/9/09 |
|------|------|---------------|--------|

## **MOST FG MADE**

|      |    |       |         |
|------|----|-------|---------|
| Game | 62 | @ BOS | 5/27/85 |
|------|----|-------|---------|

## **MOST FG ATTEMPTED**

|      |     |       |         |
|------|-----|-------|---------|
| Game | 125 | @ STL | 5/21/61 |
|------|-----|-------|---------|

## **HIGHEST 3-Pt FG %**

|      |        |             |        |
|------|--------|-------------|--------|
| Game | 1.000* | @ DAL (5-5) | 5/4/86 |
|------|--------|-------------|--------|

## **MOST 3-Pt FG MADE**

|      |     |       |        |
|------|-----|-------|--------|
| Game | 20* | @ DAL | 5/8/11 |
|------|-----|-------|--------|

## **MOST 3-Pt FG ATTEMPTED**

|      |    |       |        |
|------|----|-------|--------|
| Game | 32 | @ DAL | 5/8/11 |
|------|----|-------|--------|

## **HIGHEST FT %**

|      |       |               |         |
|------|-------|---------------|---------|
| Game | 1.000 | @ PHX (18-18) | 4/26/06 |
|------|-------|---------------|---------|

## **MOST FT MADE**

|      |    |       |         |
|------|----|-------|---------|
| Game | 43 | @ BOS | 6/12/84 |
|------|----|-------|---------|

## **MOST FT ATTEMPTED**

|      |     |         |         |
|------|-----|---------|---------|
| Game | 70* | @ STL   | 3/17/56 |
|      | 55  | vs. BOS | 4/26/66 |

## **MOST REBOUNDS**

|      |    |       |        |
|------|----|-------|--------|
| Game | 82 | @ BOS | 4/8/62 |
|------|----|-------|--------|

## **MOST OFFENSIVE REBOUNDS**

|      |    |       |         |
|------|----|-------|---------|
| Game | 28 | @ SEA | 5/25/87 |
|------|----|-------|---------|

## **MOST DEFENSIVE REBOUNDS**

|      |    |       |         |
|------|----|-------|---------|
| Game | 43 | @ MIN | 4/22/03 |
|      | 43 | @ SAS | 5/8/95  |
|      | 43 | @ MIL | 4/7/74  |

## **MOST ASSISTS**

|      |    |         |        |
|------|----|---------|--------|
| Game | 44 | vs. PHX | 4/9/80 |
| Half | 25 | @ PHI   | 6/6/82 |

## **MOST PERSONAL FOULS**

|      |    |         |        |
|------|----|---------|--------|
| Game | 38 | vs. IND | 6/9/00 |
|------|----|---------|--------|

## **MOST STEALS**

|      |    |                            |         |
|------|----|----------------------------|---------|
| Game | 18 | @ BOS                      | 6/17/08 |
| Half | 11 | several times, last vs. SA | 4/29/88 |

## **MOST BLOCKED SHOTS**

|      |    |         |         |
|------|----|---------|---------|
| Game | 17 | vs. OKC | 4/20/10 |
|------|----|---------|---------|

## **MOST TURNOVERS**

|      |    |         |         |
|------|----|---------|---------|
| Game | 26 | vs. NYK | 4/30/72 |
|------|----|---------|---------|

## **FEWEST POINTS**

|         |     |         |         |
|---------|-----|---------|---------|
| Game    | 65  | vs. PHX | 5/16/00 |
| Half    | 23* | vs. PHX | 5/16/00 |
| Quarter | 8   | vs. UTA | 5/8/88  |

## **LOWEST FG %**

|      |       |                |         |
|------|-------|----------------|---------|
| Game | .233* | @ GSW (27-116) | 4/23/73 |
|------|-------|----------------|---------|

## **FEWEST FG MADE**

|      |    |         |        |
|------|----|---------|--------|
| Game | 23 | vs. ORL | 6/4/09 |
|      | 23 | vs. PHX | 5/7/00 |

## **FEWEST FG ATTEMPTED**

|      |    |       |        |
|------|----|-------|--------|
| Game | 64 | @ ORL | 6/9/09 |
|------|----|-------|--------|

## **LOWEST 3-Pt FG %**

|      |      |  |               |
|------|------|--|---------------|
| Game | .000 |  | several times |
|------|------|--|---------------|

## **FEWEST 3-Pt FG MADE**

|      |   |  |               |
|------|---|--|---------------|
| Game | 0 |  | several times |
|------|---|--|---------------|

## **FEWEST 3-Pt FG ATTEMPTED**

|      |   |                     |         |
|------|---|---------------------|---------|
| Game | 0 | several, last @ HOU | 5/16/86 |
|------|---|---------------------|---------|

## **LOWEST FT %**

|      |      |                |         |
|------|------|----------------|---------|
| Game | .429 | @ SAS (9-21)   | 5/2/04  |
|      | .429 | vs. DEN (9-21) | 4/23/87 |

## **FEWEST FT MADE**

|      |   |         |         |
|------|---|---------|---------|
| Game | 5 | vs. SAS | 5/23/08 |
|------|---|---------|---------|

## **FEWEST FT ATTEMPTED**

|      |   |       |        |
|------|---|-------|--------|
| Game | 8 | @ CHI | 6/5/91 |
|------|---|-------|--------|

## **FEWEST REBOUNDS**

|      |     |         |         |
|------|-----|---------|---------|
| Game | 18* | vs. SAS | 4/17/86 |
| Half | 4   | vs. SAS | 4/17/86 |

## **FEWEST OFFENSIVE REBOUNDS**

|      |    |       |        |
|------|----|-------|--------|
| Game | 1* | @ PHX | 5/6/06 |
|------|----|-------|--------|

## **FEWEST DEFENSIVE REBOUNDS**

|      |    |         |         |
|------|----|---------|---------|
| Game | 13 | vs. SAS | 4/17/86 |
|------|----|---------|---------|

## **FEWEST ASSISTS**

|      |   |       |         |
|------|---|-------|---------|
| Game | 6 | @ CHI | 3/29/68 |
|------|---|-------|---------|

## **FEWEST PERSONAL FOULS**

|      |    |       |         |
|------|----|-------|---------|
| Game | 11 | @ PHX | 4/22/07 |
|------|----|-------|---------|

## **FEWEST STEALS**

|      |   |         |         |
|------|---|---------|---------|
| Game | 1 | @ HOU   | 4/23/04 |
|      | 1 | vs. SAC | 4/27/00 |

## **FEWEST BLOCKED SHOTS**

|      |   |         |         |
|------|---|---------|---------|
| Game | 0 | vs. UTA | 4/19/09 |
|      | 0 | vs. DAL | 5/8/96  |

## **FEWEST TURNOVERS**

|      |    |         |         |
|------|----|---------|---------|
| Game | 3* | vs. NOH | 4/17/11 |
|------|----|---------|---------|



\* Denotes NBA Record





## LAKERS ALL-TIME PLAYOFF TRIPLE-DOUBLES

### Earvin "Magic" Johnson (30)

|         |         |                        |   |          |
|---------|---------|------------------------|---|----------|
| 4/8/80  | vs. PHX | 13 Pts, 12 Reb, 16 Ast | W | 119-110* |
| 4/9/80  | vs. PHX | 25 Pts, 13 Reb, 11 Ast | W | 131-128* |
| 4/25/80 | @ SEA   | 14 Pts, 11 Reb, 10 Ast | W | 104-100  |
| 4/30/80 | vs. SEA | 20 Pts, 10 Reb, 10 Ast | W | 111-105  |
| 5/14/80 | vs. PHI | 14 Pts, 15 Reb, 10 Ast | W | 108-103  |
| 4/27/82 | vs. PHX | 23 Pts, 10 Reb, 10 Ast | W | 115-96   |
| 4/28/82 | vs. PHX | 19 Pts, 12 Reb, 12 Ast | W | 117-98   |
| 5/2/82  | @ PHX   | 15 Pts, 11 Reb, 12 Ast | W | 112-107  |
| 5/9/82  | vs. SAS | 13 Pts, 16 Reb, 14 Ast | W | 128-117  |
| 6/8/82  | vs. PHI | 13 Pts, 13 Reb, 13 Ast | W | 114-104  |
| 5/10/83 | vs. SAS | 28 Pts, 12 Reb, 12 Ast | L | 113-122  |
| 5/13/83 | @ SAS   | 13 Pts, 11 Reb, 13 Ast | W | 113-100  |
| 5/18/83 | vs. SAS | 16 Pts, 11 Reb, 19 Ast | L | 112-117  |
| 4/22/84 | @ KCK   | 17 Pts, 10 Reb, 13 Ast | W | 108-102  |
| 5/6/84  | @ DAL   | 14 Pts, 11 Reb, 16 Ast | W | 122-115* |
| 5/25/84 | @ PHX   | 16 Pts, 11 Reb, 13 Ast | W | 99-97    |
| 6/3/84  | vs. BOS | 14 Pts, 11 Reb, 21 Ast | W | 137-104  |
| 6/6/84  | vs. BOS | 20 Pts, 11 Reb, 17 Ast | L | 125-129* |
| 6/5/85  | vs. BOS | 20 Pts, 11 Reb, 12 Ast | L | 105-107  |
| 6/9/85  | @ BOS   | 14 Pts, 10 Reb, 14 Ast | W | 111-100  |
| 4/23/86 | @ SAS   | 14 Pts, 10 Reb, 17 Ast | W | 114-94   |
| 5/4/86  | @ DAL   | 29 Pts, 15 Reb, 14 Ast | L | 118-120  |
| 5/18/86 | @ HOU   | 20 Pts, 12 Reb, 11 Ast | L | 95-105   |
| 5/5/87  | vs. GSW | 25 Pts, 12 Reb, 14 Ast | W | 125-116  |
| 5/9/87  | @ GSW   | 20 Pts, 10 Reb, 14 Ast | W | 133-108  |
| 5/19/87 | vs. SEA | 20 Pts, 10 Reb, 10 Ast | W | 112-104  |
| 5/5/81  | vs. GSW | 21 Pts, 10 Reb, 17 Ast | W | 126-116  |
| 5/14/91 | vs. GSW | 28 Pts, 14 Reb, 12 Ast | W | 124-119* |
| 6/2/91  | @ CHI   | 19 Pts, 10 Reb, 11 Ast | W | 93-91    |
| 6/12/91 | vs. CHI | 16 Pts, 11 Reb, 20 Ast | L | 101-108  |

### Elgin Baylor (4)

|         |         |                        |   |          |
|---------|---------|------------------------|---|----------|
| 3/24/61 | vs. STL | 25 Pts, 18 Reb, 10 Ast | W | 118-112  |
| 3/25/64 | vs. STL | 23 Pts, 16 Reb, 11 Ast | W | 107-105  |
| 4/20/69 | vs. ATL | 29 Pts, 11 Reb, 12 Ast | W | 104-96   |
| 4/29/70 | vs. NYK | 13 Pts, 12 Reb, 11 Ast | L | 108-111* |

### Andrew Bynum (1)

|         |         |                        |   |        |
|---------|---------|------------------------|---|--------|
| 4/29/12 | vs. DEN | 10 Pts, 13 Reb, 10 Blk | W | 103-88 |
|---------|---------|------------------------|---|--------|

### Wilt Chamberlain (1)

|        |       |                        |   |        |
|--------|-------|------------------------|---|--------|
| 4/7/70 | @ PHX | 12 Pts, 26 Reb, 11 Ast | W | 104-93 |
|--------|-------|------------------------|---|--------|

### Pau Gasol (1)

|         |         |                        |   |        |
|---------|---------|------------------------|---|--------|
| 4/26/13 | vs. SAS | 11 Pts, 13 Reb, 10 Ast | L | 89-120 |
|---------|---------|------------------------|---|--------|

### Jerry West (1)

|        |         |                        |   |         |
|--------|---------|------------------------|---|---------|
| 5/5/69 | vs. BOS | 42 Pts, 13 Reb, 12 Ast | L | 106-108 |
|--------|---------|------------------------|---|---------|

### James Worthy (1)

|         |       |                        |   |         |
|---------|-------|------------------------|---|---------|
| 6/21/88 | @ DET | 36 Pts, 16 Reb, 10 Ast | W | 108-105 |
|---------|-------|------------------------|---|---------|





**1949**

|  |                |        |   |     |
|--|----------------|--------|---|-----|
| <b>Western Division Semifinals (2-0)</b> |                |        |   |     |
| 3/23                                     | vs. Chicago    | 84-77  | W | 1-0 |
| 3/24                                     | @ Chicago      | 101-85 | W | 2-0 |
| <b>Western Division Finals (2-0)</b>     |                |        |   |     |
| 3/27                                     | @ Rochester    | 80-79  | W | 1-0 |
| 3/29                                     | vs. Rochester  | 67-55  | W | 2-0 |
| <b>NBA Finals (4-2)</b>                  |                |        |   |     |
| 4/4                                      | vs. Washington | 88-84  | W | 1-0 |
| 4/6                                      | vs. Washington | 76-62  | W | 2-0 |
| 4/8                                      | @ Washington   | 94-74  | W | 3-0 |
| 4/9                                      | @ Washington   | 71-83  | L | 3-1 |
| 4/11                                     | @ Washington   | 66-74  | L | 3-2 |
| 4/13                                     | vs. Washington | 77-56  | W | 4-2 |

**1950**

|  |               |        |   |     |
|--|---------------|--------|---|-----|
| <b>Central Division Semifinals (2-0)</b> |               |        |   |     |
| 3/22                                     | vs. Chicago   | 85-75  | W | 1-0 |
| 3/25                                     | @ Chicago     | 75-67  | W | 2-0 |
| <b>Central Division Finals (2-0)</b>     |               |        |   |     |
| 3/27                                     | vs. Ft. Wayne | 93-79  | W | 1-0 |
| 3/28                                     | @ Ft. Wayne   | 89-82  | W | 2-0 |
| <b>NBA Semifinals (2-0)</b>              |               |        |   |     |
| 4/5                                      | vs. Anderson  | 75-50  | W | 1-0 |
| 4/6                                      | @ Anderson    | 90-71  | W | 2-0 |
| <b>NBA Finals (4-2)</b>                  |               |        |   |     |
| 4/8                                      | @ Syracuse    | 68-66  | W | 1-0 |
| 4/9                                      | @ Syracuse    | 85-91  | L | 1-1 |
| 4/14                                     | vs. Syracuse  | 91-77  | W | 2-1 |
| 4/16                                     | vs. Syracuse  | 77-69  | W | 3-1 |
| 4/20                                     | @ Syracuse    | 76-83  | L | 3-2 |
| 4/23                                     | vs. Syracuse  | 110-95 | W | 4-2 |

**1951**

|  |                  |        |   |     |
|--|------------------|--------|---|-----|
| <b>Western Division SemiFinals (2-1)</b> |                  |        |   |     |
| 3/21                                     | vs. Indianapolis | 95-81  | W | 1-0 |
| 3/23                                     | @ Indianapolis   | 88-108 | L | 1-1 |
| 3/25                                     | vs. Indianapolis | 85-80  | W | 2-1 |
| <b>Western Division Finals (1-3)</b>     |                  |        |   |     |
| 3/29                                     | vs. Rochester    | 76-73  | W | 1-0 |
| 3/31                                     | vs. Rochester    | 66-70  | L | 1-1 |
| 4/1                                      | @ Rochester      | 70-83  | L | 1-2 |
| 4/3                                      | @ Rochester      | 75-80  | L | 1-3 |

**1952**

|  |                  |        |   |     |
|--|------------------|--------|---|-----|
| <b>Western Division Semifinals (2-0)</b> |                  |        |   |     |
| 3/23                                     | vs. Indianapolis | 78-70  | W | 1-0 |
| 3/25                                     | @ Indianapolis   | 94-87  | W | 2-0 |
| <b>Western Division Finals (3-1)</b>     |                  |        |   |     |
| 3/29                                     | @ Rochester      | 78-88  | L | 0-1 |
| 3/30                                     | @ Rochester      | 83-78  | W | 1-1 |
| 4/5                                      | vs. Rochester    | 77-67  | W | 2-1 |
| 4/6                                      | vs. Rochester    | 82-80  | W | 3-1 |
| <b>NBA Finals (4-3)</b>                  |                  |        |   |     |
| 4/12                                     | vs. New York     | 83-79  | W | 1-0 |
| 4/13                                     | vs. New York     | 72-80  | L | 1-1 |
| 4/16                                     | @ New York       | 83-77  | W | 2-1 |
| 4/18                                     | @ New York       | 89-90  | L | 2-2 |
| 4/20                                     | vs. New York     | 102-89 | W | 3-2 |
| 4/23                                     | @ New York       | 68-76  | L | 3-3 |
| 4/25                                     | vs. New York     | 82-65  | W | 4-3 |

**1953**

|  |                  |       |   |     |
|--|------------------|-------|---|-----|
| <b>Western Division Semifinals (2-0)</b> |                  |       |   |     |
| 3/22                                     | vs. Indianapolis | 85-69 | W | 1-0 |
| 3/23                                     | @ Indianapolis   | 81-79 | W | 2-0 |
| <b>Western Division Finals (3-2)</b>     |                  |       |   |     |
| 3/26                                     | vs. Ft. Wayne    | 83-73 | W | 1-0 |
| 3/28                                     | vs. Ft. Wayne    | 82-75 | W | 2-0 |
| 3/30                                     | @ Ft. Wayne      | 95-98 | L | 2-1 |
| 4/1                                      | @ Ft. Wayne      | 82-85 | L | 2-2 |
| 4/2                                      | vs. Ft. Wayne    | 74-58 | W | 3-2 |
| <b>NBA Finals (4-1)</b>                  |                  |       |   |     |
| 4/4                                      | vs. New York     | 88-96 | L | 0-1 |
| 4/5                                      | vs. New York     | 73-71 | W | 1-1 |
| 4/7                                      | @ New York       | 90-75 | W | 2-1 |
| 4/8                                      | @ New York       | 71-69 | W | 3-1 |
| 4/10                                     | @ New York       | 91-84 | W | 4-1 |

**1954**

|   |               |        |   |     |
|---|---------------|--------|---|-----|
| <b>Western Division Round Robin (3-0)</b> |               |        |   |     |
| 3/17                                      | vs. Rochester | 109-88 | W | 1-0 |
| 3/18                                      | @ Ft. Wayne   | 90-85  | W | 2-0 |
| 3/20                                      | vs. Ft. Wayne | 78-73  | W | 3-0 |
| <b>Western Division Finals (2-1)</b>      |               |        |   |     |
| 3/24                                      | vs. Rochester | 89-76  | W | 1-0 |
| 3/27                                      | @ Rochester   | 73-74  | L | 1-1 |
| 3/28                                      | vs. Rochester | 78-73  | W | 2-1 |
| <b>NBA Finals (4-3)</b>                   |               |        |   |     |
| 3/31                                      | vs. Syracuse  | 79-68  | W | 1-0 |
| 4/3                                       | vs. Syracuse  | 60-62  | L | 1-1 |
| 4/4                                       | @ Syracuse    | 81-67  | W | 2-1 |
| 4/8                                       | @ Syracuse    | 69-80  | L | 2-2 |
| 4/10                                      | @ Syracuse    | 84-73  | W | 3-2 |
| 4/11                                      | vs. Syracuse  | 63-65  | L | 3-3 |
| 4/12                                      | vs. Syracuse  | 87-80  | W | 4-3 |

**1955**

|  |               |         |   |     |
|--|---------------|---------|---|-----|
| <b>Western Division Semifinals (2-1)</b> |               |         |   |     |
| 3/16                                     | vs. Rochester | 82-78   | W | 1-0 |
| 3/18                                     | @ Rochester   | 92-94   | L | 1-1 |
| 3/19                                     | vs. Rochester | 119-110 | W | 2-1 |
| <b>Western Division Finals (1-3)</b>     |               |         |   |     |
| 3/20                                     | @ Ft. Wayne   | 79-96   | L | 0-1 |
| 3/22                                     | @ Ft. Wayne   | 97-98   | L | 0-2 |
| 3/23                                     | vs. Ft. Wayne | 99-91   | W | 1-2 |
| 3/27                                     | vs. Ft. Wayne | 96-105  | L | 1-3 |

**1956**

|  |               |         |   |     |
|--|---------------|---------|---|-----|
| <b>Western Division Semifinals (1-2)</b> |               |         |   |     |
| 3/17                                     | @ St. Louis   | 115-116 | L | 0-1 |
| 3/19                                     | vs. St. Louis | 133-75  | W | 1-1 |
| 3/21                                     | vs. St. Louis | 115-116 | L | 1-2 |

**1957**

|  |               |               |   |     |
|--|---------------|---------------|---|-----|
| <b>Western Division Semifinals (2-0)</b> |               |               |   |     |
| 3/17                                     | vs. Ft. Wayne | 131-127       | W | 1-0 |
| 3/19                                     | @ Ft. Wayne   | 110-108       | W | 2-0 |
| <b>Western Division Finals (0-3)</b>     |               |               |   |     |
| 3/21                                     | @ St. Louis   | 109-118       | L | 0-1 |
| 3/24                                     | @ St. Louis   | 104-106       | L | 0-2 |
| 3/25                                     | vs. St. Louis | 135-143 (2OT) | L | 0-3 |





# ALL-TIME PLAYOFF SCORES

## 1959

|  |     |         |         |       |
|--|-----|---------|---------|-------|
| <b>Western Division Semifinals (2-1)</b> |     |         |         |       |
| 3/14                                     | vs. | Detroit | 92-89   | W 1-0 |
| 3/15                                     | @   | Detroit | 103-117 | L 1-1 |
| 3/18                                     | vs. | Detroit | 129-102 | W 2-1 |

|                                      |     |           |         |       |
|--------------------------------------|-----|-----------|---------|-------|
| <b>Western Division Finals (4-2)</b> |     |           |         |       |
| 3/21                                 | @   | St. Louis | 90-124  | L 0-1 |
| 3/22                                 | vs. | St. Louis | 106-98  | W 1-1 |
| 3/24                                 | @   | St. Louis | 97-127  | L 1-2 |
| 3/26                                 | vs. | St. Louis | 108-98  | W 2-2 |
| 3/28                                 | @   | St. Louis | 98-97   | W 3-2 |
| 3/29                                 | vs. | St. Louis | 106-104 | W 4-2 |

|                         |     |        |         |       |
|-------------------------|-----|--------|---------|-------|
| <b>NBA Finals (0-4)</b> |     |        |         |       |
| 4/4                     | @   | Boston | 115-118 | L 0-1 |
| 4/5                     | @   | Boston | 108-128 | L 0-2 |
| 4/7                     | vs. | Boston | 110-123 | L 0-3 |
| 4/9                     | vs. | Boston | 113-118 | L 0-4 |

## 1960

|  |     |         |         |       |
|--|-----|---------|---------|-------|
| <b>Western Division Semifinals (2-0)</b> |     |         |         |       |
| 3/12                                     | @   | Detroit | 113-112 | W 1-0 |
| 3/13                                     | vs. | Detroit | 114-99  | W 2-0 |

|                                      |     |           |         |       |
|--------------------------------------|-----|-----------|---------|-------|
| <b>Western Division Finals (3-4)</b> |     |           |         |       |
| 3/16                                 | @   | St. Louis | 99-112  | L 0-1 |
| 3/17                                 | @   | St. Louis | 120-113 | W 1-1 |
| 3/19                                 | vs. | St. Louis | 89-93   | L 1-2 |
| 3/20                                 | vs. | St. Louis | 103-101 | W 2-2 |
| 3/22                                 | @   | St. Louis | 117-110 | W 3-2 |
| 3/24                                 | vs. | St. Louis | 96-117  | L 3-3 |
| 3/26                                 | @   | St. Louis | 86-97   | L 3-4 |

## 1961

|  |     |         |         |       |
|--|-----|---------|---------|-------|
| <b>Western Division Semifinals (3-2)</b> |     |         |         |       |
| 3/14                                     | vs. | Detroit | 120-102 | W 1-0 |
| 3/15                                     | vs. | Detroit | 120-118 | W 2-0 |
| 3/17                                     | @   | Detroit | 113-124 | L 2-1 |
| 3/18                                     | @   | Detroit | 114-123 | L 2-2 |
| 3/19                                     | vs. | Detroit | 137-120 | W 3-2 |

|                                      |     |           |              |       |
|--------------------------------------|-----|-----------|--------------|-------|
| <b>Western Division Finals (3-4)</b> |     |           |              |       |
| 3/21                                 | @   | St. Louis | 122-118      | W 1-0 |
| 3/22                                 | @   | St. Louis | 106-121      | L 1-1 |
| 3/24                                 | vs. | St. Louis | 118-112      | W 2-1 |
| 3/25                                 | vs. | St. Louis | 117-118      | L 2-2 |
| 3/27                                 | @   | St. Louis | 121-112      | W 3-2 |
| 3/29                                 | vs. | St. Louis | 113-114 (OT) | L 3-3 |
| 4/1                                  | @   | St. Louis | 103-105      | L 3-4 |

## 1962

|                                      |     |         |         |       |
|--------------------------------------|-----|---------|---------|-------|
| <b>Western Division Finals (4-2)</b> |     |         |         |       |
| 3/24                                 | vs. | Detroit | 132-108 | W 1-0 |
| 3/25                                 | vs. | Detroit | 127-112 | W 2-0 |
| 3/27                                 | @   | Detroit | 111-106 | W 3-0 |
| 3/29                                 | @   | Detroit | 117-118 | L 3-1 |
| 3/31                                 | vs. | Detroit | 125-132 | L 3-2 |
| 4/3                                  | @   | Detroit | 123-117 | W 4-2 |

|                         |     |        |              |       |
|-------------------------|-----|--------|--------------|-------|
| <b>NBA Finals (3-4)</b> |     |        |              |       |
| 4/7                     | @   | Boston | 108-122      | L 0-1 |
| 4/8                     | @   | Boston | 129-122      | W 1-1 |
| 4/10                    | vs. | Boston | 117-115      | W 2-1 |
| 4/11                    | vs. | Boston | 103-115      | L 2-2 |
| 4/14                    | @   | Boston | 126-121      | W 3-2 |
| 4/16                    | vs. | Boston | 105-119      | L 3-3 |
| 4/18                    | @   | Boston | 107-110 (OT) | L 3-4 |

## 1963

|                                      |     |           |         |       |
|--------------------------------------|-----|-----------|---------|-------|
| <b>Western Division Finals (4-3)</b> |     |           |         |       |
| 3/31                                 | vs. | St. Louis | 112-104 | W 1-0 |
| 4/2                                  | vs. | St. Louis | 101-99  | W 2-0 |
| 4/4                                  | @   | St. Louis | 112-125 | L 2-1 |
| 4/6                                  | @   | St. Louis | 114-124 | L 2-2 |
| 4/7                                  | vs. | St. Louis | 123-100 | W 3-2 |
| 4/9                                  | @   | St. Louis | 113-121 | L 3-3 |
| 4/11                                 | vs. | St. Louis | 115-100 | W 4-3 |

|                         |     |        |         |       |
|-------------------------|-----|--------|---------|-------|
| <b>NBA Finals (2-4)</b> |     |        |         |       |
| 4/14                    | @   | Boston | 114-117 | L 0-1 |
| 4/16                    | @   | Boston | 106-116 | L 0-2 |
| 4/17                    | vs. | Boston | 119-99  | W 1-2 |
| 4/19                    | vs. | Boston | 105-108 | L 1-3 |
| 4/21                    | @   | Boston | 126-119 | W 2-3 |
| 4/24                    | vs. | Boston | 109-112 | L 2-4 |

## 1964

|  |     |           |         |       |
|--|-----|-----------|---------|-------|
| <b>Western Division Semifinals (2-3)</b> |     |           |         |       |
| 3/21                                     | @   | St. Louis | 104-115 | L 0-1 |
| 3/22                                     | @   | St. Louis | 90-106  | L 0-2 |
| 3/25                                     | vs. | St. Louis | 107-105 | W 1-2 |
| 3/28                                     | vs. | St. Louis | 97-88   | W 2-2 |
| 3/30                                     | @   | St. Louis | 108-121 | L 2-3 |

## 1965

|                                      |     |           |         |       |
|--------------------------------------|-----|-----------|---------|-------|
| <b>Western Division Finals (4-2)</b> |     |           |         |       |
| 4/3                                  | vs. | Baltimore | 121-115 | W 1-0 |
| 4/5                                  | vs. | Baltimore | 118-115 | W 2-0 |
| 4/7                                  | @   | Baltimore | 115-122 | L 2-1 |
| 4/9                                  | @   | Baltimore | 112-114 | L 2-2 |
| 4/11                                 | vs. | Baltimore | 120-112 | W 3-2 |
| 4/13                                 | @   | Baltimore | 117-115 | W 4-2 |

|                         |     |        |         |       |
|-------------------------|-----|--------|---------|-------|
| <b>NBA Finals (1-4)</b> |     |        |         |       |
| 4/18                    | @   | Boston | 110-142 | L 0-1 |
| 4/19                    | @   | Boston | 123-129 | L 0-2 |
| 4/21                    | vs. | Boston | 126-105 | W 1-2 |
| 4/23                    | vs. | Boston | 99-112  | L 1-3 |
| 4/25                    | @   | Boston | 96-129  | L 1-4 |

## 1966

|                                      |     |           |         |       |
|--------------------------------------|-----|-----------|---------|-------|
| <b>Western Division Finals (4-3)</b> |     |           |         |       |
| 4/1                                  | vs. | St. Louis | 129-106 | W 1-0 |
| 4/3                                  | vs. | St. Louis | 125-116 | W 2-0 |
| 4/6                                  | @   | St. Louis | 113-120 | L 2-1 |
| 4/9                                  | @   | St. Louis | 107-95  | W 3-1 |
| 4/10                                 | vs. | St. Louis | 100-112 | L 3-2 |
| 4/13                                 | @   | St. Louis | 127-131 | L 3-3 |
| 4/15                                 | vs. | St. Louis | 130-121 | W 4-3 |

|                         |     |        |              |       |
|-------------------------|-----|--------|--------------|-------|
| <b>NBA Finals (3-4)</b> |     |        |              |       |
| 4/17                    | @   | Boston | 133-129 (OT) | W 1-0 |
| 4/19                    | @   | Boston | 109-129      | L 1-1 |
| 4/20                    | vs. | Boston | 106-120      | L 1-2 |
| 4/22                    | vs. | Boston | 117-122      | L 1-3 |
| 4/24                    | @   | Boston | 121-117      | W 2-3 |
| 4/26                    | vs. | Boston | 123-115      | W 3-3 |
| 4/28                    | @   | Boston | 93-95        | L 3-4 |

## 1967

|  |     |               |         |       |
|--|-----|---------------|---------|-------|
| <b>Western Division Semifinals (0-3)</b> |     |               |         |       |
| 3/21                                     | @   | San Francisco | 108-124 | L 0-1 |
| 3/23                                     | vs. | San Francisco | 102-113 | L 0-2 |
| 3/26                                     | @   | San Francisco | 115-122 | L 0-3 |





**1968**

|  |                   |              |   |     |
|--|-------------------|--------------|---|-----|
| <b>Western Division Semifinals (4-1)</b> |                   |              |   |     |
| 3/24                                     | vs. Chicago       | 109-101      | W | 1-0 |
| 3/25                                     | vs. Chicago       | 111-106      | W | 2-0 |
| 3/27                                     | @ Chicago         | 98-104       | L | 2-1 |
| 3/29                                     | @ Chicago         | 93-87        | W | 3-1 |
| 3/31                                     | vs. Chicago       | 122-99       | W | 4-1 |
| <b>Western Division Finals (4-0)</b>     |                   |              |   |     |
| 4/5                                      | vs. San Francisco | 133-105      | W | 1-0 |
| <b>NBA Finals (2-4)</b>                  |                   |              |   |     |
| 4/10                                     | vs. San Francisco | 115-112      | W | 2-0 |
| 4/11                                     | @ San Francisco   | 128-124      | W | 3-0 |
| 4/13                                     | @ San Francisco   | 106-100      | W | 4-0 |
| 4/21                                     | @ Boston          | 101-107      | L | 0-1 |
| 4/24                                     | @ Boston          | 123-113      | W | 1-1 |
| 4/26                                     | vs. Boston        | 119-127      | L | 1-2 |
| 4/28                                     | vs. Boston        | 119-105      | W | 2-2 |
| 4/30                                     | @ Boston          | 117-120 (OT) | L | 2-3 |
| 5/2                                      | vs. Boston        | 109-124      | L | 2-4 |

**1969**

|  |                   |         |   |     |
|--|-------------------|---------|---|-----|
| <b>Western Division Semifinals (4-2)</b> |                   |         |   |     |
| 3/26                                     | vs. San Francisco | 94-99   | L | 0-1 |
| 3/28                                     | vs. San Francisco | 101-107 | L | 0-2 |
| 3/31                                     | @ San Francisco   | 115-98  | W | 1-2 |
| 4/2                                      | @ San Francisco   | 103-88  | W | 2-2 |
| 4/4                                      | vs. San Francisco | 103-98  | W | 3-2 |
| 4/5                                      | @ San Francisco   | 118-78  | W | 4-2 |
| <b>Western Division Finals (4-1)</b>     |                   |         |   |     |
| 4/11                                     | vs. Atlanta       | 95-93   | W | 1-0 |
| 4/13                                     | vs. Atlanta       | 104-102 | W | 2-0 |
| 4/15                                     | @ Atlanta         | 80-99   | L | 2-1 |
| 4/17                                     | @ Atlanta         | 100-85  | W | 3-1 |
| 4/20                                     | vs. Atlanta       | 104-96  | W | 4-1 |
| <b>NBA Finals (3-4)</b>                  |                   |         |   |     |
| 4/23                                     | vs. Boston        | 120-118 | W | 1-0 |
| 4/25                                     | vs. Boston        | 118-112 | W | 2-0 |
| 4/27                                     | @ Boston          | 105-111 | L | 2-1 |
| 4/29                                     | @ Boston          | 88-89   | L | 2-2 |
| 5/1                                      | vs. Boston        | 117-104 | W | 3-2 |
| 5/3                                      | @ Boston          | 90-99   | L | 3-3 |
| 5/5                                      | vs. Boston        | 106-108 | L | 3-4 |

**1970**

|  |              |              |   |     |
|--|--------------|--------------|---|-----|
| <b>Western Division Semifinals (4-3)</b> |              |              |   |     |
| 3/25                                     | vs. Phoenix  | 128-112      | W | 1-0 |
| 3/29                                     | vs. Phoenix  | 101-114      | L | 1-1 |
| 4/2                                      | @ Phoenix    | 98-112       | L | 1-2 |
| 4/4                                      | @ Phoenix    | 102-112      | L | 1-3 |
| 4/5                                      | vs. Phoenix  | 138-121      | W | 2-3 |
| 4/7                                      | @ Phoenix    | 104-93       | W | 3-3 |
| 4/9                                      | vs. Phoenix  | 129-94       | W | 4-3 |
| <b>Western Division Finals (4-0)</b>     |              |              |   |     |
| 4/12                                     | @ Atlanta    | 119-115      | W | 1-0 |
| 4/14                                     | @ Atlanta    | 105-94       | W | 2-0 |
| 4/16                                     | vs. Atlanta  | 115-114 (OT) | W | 3-0 |
| 4/19                                     | vs. Atlanta  | 133-114      | W | 4-0 |
| <b>NBA Finals (3-4)</b>                  |              |              |   |     |
| 4/24                                     | @ New York   | 112-124      | L | 0-1 |
| 4/27                                     | @ New York   | 105-103      | W | 1-1 |
| 4/29                                     | vs. New York | 108-111 (OT) | L | 1-2 |
| 5/1                                      | vs. New York | 121-115 (OT) | W | 2-2 |
| 5/4                                      | @ New York   | 100-107      | L | 2-3 |
| 5/6                                      | vs. New York | 135-113      | W | 3-3 |
| 5/8                                      | @ New York   | 99-113       | L | 3-4 |

**1971**

|  |               |         |   |     |
|--|---------------|---------|---|-----|
| <b>Western Conference Semifinals (4-3)</b> |               |         |   |     |
| 3/24                                       | vs. Chicago   | 100-99  | W | 1-0 |
| 3/26                                       | vs. Chicago   | 105-95  | W | 2-0 |
| 3/28                                       | @ Chicago     | 98-106  | L | 2-1 |
| 3/30                                       | @ Chicago     | 102-112 | L | 2-2 |
| 4/1  | vs. Chicago   | 115-86  | W | 3-2 |
| 4/4  | @ Chicago     | 99-113  | L | 3-3 |
| 4/6  | vs. Chicago   | 109-98  | W | 4-3 |
| <b>Western Conference Finals (1-4)</b>     |               |         |   |     |
| 4/9  | @ Milwaukee   | 85-106  | L | 0-1 |
| 4/11                                       | @ Milwaukee   | 73-91   | L | 0-2 |
| 4/14                                       | vs. Milwaukee | 118-107 | W | 1-2 |
| 4/16                                       | vs. Milwaukee | 94-117  | L | 1-3 |
| 4/18                                       | @ Milwaukee   | 98-116  | L | 1-4 |

**1972**

|  |               |              |   |     |
|--|---------------|--------------|---|-----|
| <b>Western Conference Semifinals (4-0)</b> |               |              |   |     |
| 3/28                                       | vs. Chicago   | 95-80        | W | 1-0 |
| 3/30                                       | vs. Chicago   | 131-124      | W | 2-0 |
| 4/2  | @ Chicago     | 108-101      | W | 3-0 |
| 4/4  | @ Chicago     | 108-97       | W | 4-0 |
| <b>Western Conference Finals (4-2)</b>     |               |              |   |     |
| 4/9  | vs. Milwaukee | 72-93        | L | 0-1 |
| 4/12                                       | vs. Milwaukee | 135-134      | W | 1-1 |
| 4/14                                       | @ Milwaukee   | 108-105      | W | 2-1 |
| 4/16                                       | @ Milwaukee   | 88-114       | L | 2-2 |
| 4/18                                       | vs. Milwaukee | 115-90       | W | 3-2 |
| 4/22                                       | @ Milwaukee   | 104-100      | W | 4-2 |
| <b>NBA Finals (4-1)</b>                    |               |              |   |     |
| 4/26                                       | vs. New York  | 92-114       | L | 0-1 |
| 4/30                                       | vs. New York  | 106-92       | W | 1-1 |
| 5/3  | @ New York    | 107-96       | W | 2-1 |
| 5/5  | @ New York    | 116-111 (OT) | W | 3-1 |
| 5/7  | vs. New York  | 114-100      | W | 4-1 |

**1973**

|  |                  |         |   |     |
|--|------------------|---------|---|-----|
| <b>Western Conference Semifinals (4-3)</b> |                  |         |   |     |
| 3/30                                       | vs. Chicago      | 107-104 | W | 1-0 |
| 4/1  | vs. Chicago      | 108-93  | W | 2-0 |
| 4/6  | @ Chicago        | 86-96   | L | 2-1 |
| 4/8  | @ Chicago        | 94-98   | L | 2-2 |
| 4/10                                       | vs. Chicago      | 123-102 | W | 3-2 |
| 4/13                                       | @ Chicago        | 93-101  | L | 3-3 |
| 4/15                                       | vs. Chicago      | 95-92   | W | 4-3 |
| <b>Western Conference Finals (4-1)</b>     |                  |         |   |     |
| 4/17                                       | vs. Golden State | 101-99  | W | 1-0 |
| 4/19                                       | vs. Golden State | 104-93  | W | 2-0 |
| 4/21                                       | @ Golden State   | 126-70  | W | 3-0 |
| 4/23                                       | @ Golden State   | 109-117 | L | 3-1 |
| 4/25                                       | vs. Golden State | 128-118 | W | 4-1 |
| <b>NBA Finals (1-4)</b>                    |                  |         |   |     |
| 5/1  | vs. New York     | 115-112 | W | 1-0 |
| 5/3  | vs. New York     | 95-99   | L | 1-1 |
| 5/6  | @ New York       | 83-87   | L | 1-2 |
| 5/8  | @ New York       | 98-103  | L | 1-3 |
| 5/10                                       | vs. New York     | 93-102  | L | 1-4 |

**1974**

|  |               |        |   |     |
|--|---------------|--------|---|-----|
| <b>Western Conference Semifinals (1-4)</b> |               |        |   |     |
| 3/29                                       | @ Milwaukee   | 95-99  | L | 0-1 |
| 3/31                                       | @ Milwaukee   | 90-109 | L | 0-2 |
| 4/2  | vs. Milwaukee | 98-96  | W | 1-2 |
| 4/4  | vs. Milwaukee | 90-112 | L | 1-3 |
| 4/7  | @ Milwaukee   | 92-114 | L | 1-4 |





# ALL-TIME PLAYOFF SCORES

## 1977

### Western Conference Semifinals (4-3)

|      |     |              |         |   |     |
|------|-----|--------------|---------|---|-----|
| 4/20 | vs. | Golden State | 115-106 | W | 1-0 |
| 4/22 | vs. | Golden State | 95-86   | W | 2-0 |
| 4/24 | @   | Golden State | 105-109 | L | 2-1 |
| 4/26 | @   | Golden State | 103-114 | L | 2-2 |
| 4/29 | vs. | Golden State | 112-105 | W | 3-2 |
| 5/1  | @   | Golden State | 106-115 | L | 3-3 |
| 5/4  | vs. | Golden State | 97-84   | W | 4-3 |

### Western Conference Finals (0-4)

|      |     |          |         |   |     |
|------|-----|----------|---------|---|-----|
| 5/6  | vs. | Portland | 109-121 | L | 0-1 |
| 5/8  | vs. | Portland | 97-99   | L | 0-2 |
| 5/10 | @   | Portland | 97-102  | L | 0-3 |
| 5/13 | @   | Portland | 101-105 | L | 0-4 |

## 1978

### Western Conference First Round (1-2)

|      |     |         |         |   |     |
|------|-----|---------|---------|---|-----|
| 4/12 | @   | Seattle | 90-102  | L | 0-1 |
| 4/14 | vs. | Seattle | 105-99  | W | 1-1 |
| 4/16 | @   | Seattle | 102-111 | L | 1-2 |

## 1979

### Western Conference First Round (2-1)

|      |     |        |         |   |     |
|------|-----|--------|---------|---|-----|
| 4/10 | @   | Denver | 105-110 | L | 0-1 |
| 4/13 | vs. | Denver | 121-109 | W | 1-1 |
| 4/15 | @   | Denver | 112-111 | W | 2-1 |

### Western Conference Semifinals (1-4)

|      |     |         |              |   |     |
|------|-----|---------|--------------|---|-----|
| 4/17 | @   | Seattle | 101-112      | L | 0-1 |
| 4/18 | @   | Seattle | 103-108 (OT) | L | 0-2 |
| 4/20 | vs. | Seattle | 118-112 (OT) | W | 1-2 |
| 4/22 | vs. | Seattle | 115-117      | L | 1-3 |
| 4/25 | @   | Seattle | 100-106      | L | 1-4 |

## 1980

### Western Conference Semifinals (4-1)

|      |     |         |              |   |     |
|------|-----|---------|--------------|---|-----|
| 4/8  | vs. | Phoenix | 119-110 (OT) | W | 1-0 |
| 4/9  | vs. | Phoenix | 131-128 (OT) | W | 2-0 |
| 4/11 | @   | Phoenix | 108-105      | W | 3-0 |
| 4/13 | @   | Phoenix | 101-127      | L | 3-1 |
| 4/15 | vs. | Phoenix | 126-101      | W | 4-1 |

### Western Conference Finals (4-1)

|      |     |         |         |   |     |
|------|-----|---------|---------|---|-----|
| 4/22 | vs. | Seattle | 108-107 | L | 0-1 |
| 4/23 | vs. | Seattle | 108-99  | W | 1-1 |
| 4/25 | @   | Seattle | 104-100 | W | 2-1 |
| 4/27 | @   | Seattle | 98-93   | W | 3-1 |
| 4/30 | vs. | Seattle | 111-105 | W | 4-1 |

### NBA Finals (4-2)

|      |     |              |         |   |     |
|------|-----|--------------|---------|---|-----|
| 5/4  | vs. | Philadelphia | 109-102 | W | 1-0 |
| 5/7  | vs. | Philadelphia | 104-107 | L | 1-1 |
| 5/10 | @   | Philadelphia | 111-101 | W | 2-1 |
| 5/11 | @   | Philadelphia | 102-105 | L | 2-2 |
| 5/14 | vs. | Philadelphia | 108-103 | W | 3-2 |
| 5/16 | @   | Philadelphia | 123-107 | W | 4-2 |

## 1981

### Western Conference First Round (1-2)

|     |     |         |         |   |     |
|-----|-----|---------|---------|---|-----|
| 5/1 | vs. | Houston | 107-111 | L | 0-1 |
| 5/3 | @   | Houston | 111-106 | W | 1-1 |
| 5/5 | vs. | Houston | 86-89   | L | 1-2 |

## 1982

### Western Conference Semifinals (4-0)

|      |     |         |         |   |     |
|------|-----|---------|---------|---|-----|
| 4/27 | vs. | Phoenix | 115-96  | W | 1-0 |
| 4/28 | vs. | Phoenix | 117-98  | W | 2-0 |
| 4/30 | @   | Phoenix | 114-106 | W | 3-0 |
| 5/2  | @   | Phoenix | 112-107 | W | 4-0 |

### Western Conference Finals (4-0)

|      |     |             |         |   |     |
|------|-----|-------------|---------|---|-----|
| 5/9  | vs. | San Antonio | 128-117 | W | 1-0 |
| 5/11 | vs. | San Antonio | 110-101 | W | 2-0 |
| 5/14 | @   | San Antonio | 118-108 | W | 3-0 |
| 5/15 | @   | San Antonio | 128-123 | W | 4-0 |

### NBA Finals (4-2)

|      |     |              |         |   |     |
|------|-----|--------------|---------|---|-----|
| 5/27 | @   | Philadelphia | 124-117 | W | 1-0 |
| 5/30 | @   | Philadelphia | 94-110  | L | 1-1 |
| 6/1  | vs. | Philadelphia | 129-108 | W | 2-1 |
| 6/3  | vs. | Philadelphia | 111-101 | W | 3-1 |
| 6/6  | @   | Philadelphia | 102-135 | L | 3-2 |
| 6/8  | vs. | Philadelphia | 114-104 | W | 4-2 |

## 1983

### Western Conference Semifinals (4-1)

|      |     |          |              |   |     |
|------|-----|----------|--------------|---|-----|
| 4/24 | vs. | Portland | 118-97       | W | 1-0 |
| 4/26 | vs. | Portland | 112-106      | W | 2-0 |
| 4/29 | @   | Portland | 115-109 (OT) | W | 3-0 |
| 5/1  | @   | Portland | 95-108       | L | 3-1 |
| 5/3  | vs. | Portland | 116-108      | W | 4-1 |

### Western Conference Finals (4-2)

|      |     |             |         |   |     |
|------|-----|-------------|---------|---|-----|
| 5/8  | vs. | San Antonio | 119-107 | W | 1-0 |
| 5/10 | vs. | San Antonio | 113-122 | L | 1-1 |
| 5/13 | @   | San Antonio | 113-100 | W | 2-1 |
| 5/15 | @   | San Antonio | 129-121 | W | 3-1 |
| 5/18 | vs. | San Antonio | 112-117 | L | 3-2 |
| 5/20 | @   | San Antonio | 101-100 | W | 4-2 |

### NBA Finals (0-4)

|      |     |              |         |   |     |
|------|-----|--------------|---------|---|-----|
| 5/22 | @   | Philadelphia | 107-113 | L | 0-1 |
| 5/26 | @   | Philadelphia | 93-103  | L | 0-2 |
| 5/29 | vs. | Philadelphia | 94-111  | L | 0-3 |
| 5/31 | vs. | Philadelphia | 108-115 | L | 0-4 |

## 1984

### Western Conference First Round (3-0)

|      |     |             |         |   |     |
|------|-----|-------------|---------|---|-----|
| 4/18 | vs. | Kansas City | 116-105 | W | 1-0 |
| 4/20 | vs. | Kansas City | 109-102 | W | 2-0 |
| 4/22 | @   | Kansas City | 108-102 | W | 3-0 |

### Western Conference Semifinals (4-1)

|      |     |        |              |   |     |
|------|-----|--------|--------------|---|-----|
| 4/28 | vs. | Dallas | 134-91       | W | 1-0 |
| 5/1  | vs. | Dallas | 109-101      | W | 2-0 |
| 5/4  | @   | Dallas | 115-125      | L | 2-1 |
| 5/6  | @   | Dallas | 122-115 (OT) | W | 3-1 |
| 5/8  | vs. | Dallas | 115-99       | W | 4-1 |

### Western Conference Finals (4-2)

|      |     |         |              |   |     |
|------|-----|---------|--------------|---|-----|
| 5/12 | vs. | Phoenix | 110-94       | W | 1-0 |
| 5/15 | vs. | Phoenix | 118-102      | W | 2-0 |
| 5/18 | @   | Phoenix | 127-135 (OT) | L | 2-1 |
| 5/20 | @   | Phoenix | 126-115      | W | 3-1 |
| 5/23 | vs. | Phoenix | 121-126      | L | 3-2 |
| 5/25 | @   | Phoenix | 99-97        | W | 4-2 |

### NBA Finals (3-4)

|      |     |        |              |   |     |
|------|-----|--------|--------------|---|-----|
| 5/27 | @   | Boston | 115-109      | W | 1-0 |
| 5/31 | @   | Boston | 121-124 (OT) | L | 1-1 |
| 6/3  | vs. | Boston | 137-104      | W | 2-1 |
| 6/6  | vs. | Boston | 125-129 (OT) | L | 2-2 |
| 6/8  | @   | Boston | 103-121      | L | 2-3 |
| 6/10 | vs. | Boston | 119-108      | W | 3-3 |
| 6/12 | @   | Boston | 102-111      | L | 3-4 |





1985

|   |     |         |         |       |
|---|-----|---------|---------|-------|
| <b>Western Conference First Round (3-0)</b> |     |         |         |       |
| 4/18  | vs. | Phoenix | 142-114 | W 1-0 |
| 4/20  | vs. | Phoenix | 147-130 | W 2-0 |
| 4/23  | @   | Phoenix | 119-103 | W 3-0 |

|  |     |          |         |       |
|--|-----|----------|---------|-------|
| <b>Western Conference Semifinals (4-1)</b> |     |          |         |       |
| 4/27                                       | vs. | Portland | 105-101 | W 1-0 |
| 4/30                                       | vs. | Portland | 134-118 | W 2-0 |
| 5/3  | @   | Portland | 130-126 | W 3-0 |
| 5/5  | @   | Portland | 107-115 | L 3-1 |
| 5/7  | vs. | Portland | 139-120 | W 4-1 |

|  |     |        |         |       |
|--|-----|--------|---------|-------|
| <b>Western Conference Finals (4-1)</b> |     |        |         |       |
| 5/11                                   | vs. | Denver | 139-122 | W 1-0 |
| 5/14                                   | vs. | Denver | 114-136 | L 1-1 |
| 5/17                                   | @   | Denver | 136-118 | W 2-1 |
| 5/19                                   | @   | Denver | 120-116 | W 3-1 |
| 5/22                                   | vs. | Denver | 153-109 | W 4-1 |

|                         |     |        |         |       |
|-------------------------|-----|--------|---------|-------|
| <b>NBA Finals (4-2)</b> |     |        |         |       |
| 5/27                    | @   | Boston | 114-148 | L 0-1 |
| 5/30                    | @   | Boston | 109-102 | W 1-1 |
| 6/2                     | vs. | Boston | 136-111 | W 2-1 |
| 6/5                     | vs. | Boston | 105-107 | L 2-2 |
| 6/7                     | vs. | Boston | 120-111 | W 3-2 |
| 6/9                     | @   | Boston | 111-100 | W 4-2 |

1986

|   |     |             |        |       |
|---|-----|-------------|--------|-------|
| <b>Western Conference First Round (3-0)</b> |     |             |        |       |
| 4/17  | vs. | San Antonio | 135-88 | W 1-0 |
| 4/19  | vs. | San Antonio | 122-94 | W 2-0 |
| 4/23  | @   | San Antonio | 114-94 | W 3-0 |

|  |     |        |         |       |
|--|-----|--------|---------|-------|
| <b>Western Conference Semifinals (4-2)</b> |     |        |         |       |
| 4/27                                       | vs. | Dallas | 130-116 | W 1-0 |
| 4/30                                       | vs. | Dallas | 117-113 | W 2-0 |
| 5/2  | @   | Dallas | 108-110 | L 2-1 |
| 5/4  | @   | Dallas | 118-120 | L 2-2 |
| 5/6  | vs. | Dallas | 116-113 | W 3-2 |
| 5/8  | @   | Dallas | 120-107 | W 4-2 |

|  |     |         |         |       |
|--|-----|---------|---------|-------|
| <b>Western Conference Finals (1-4)</b> |     |         |         |       |
| 5/10                                   | vs. | Houston | 119-107 | W 1-0 |
| 5/13                                   | vs. | Houston | 102-112 | L 1-1 |
| 5/16                                   | @   | Houston | 109-117 | L 1-2 |
| 5/18                                   | @   | Houston | 95-105  | L 1-3 |
| 5/21                                   | vs. | Houston | 112-114 | L 1-4 |

1987

|   |     |        |         |       |
|---|-----|--------|---------|-------|
| <b>Western Conference First Round (3-0)</b> |     |        |         |       |
| 4/23  | vs. | Denver | 128-95  | W 1-0 |
| 4/25  | vs. | Denver | 139-127 | W 2-0 |
| 4/29  | @   | Denver | 140-103 | W 3-0 |

|  |     |              |         |       |
|--|-----|--------------|---------|-------|
| <b>Western Conference Semifinals (4-1)</b> |     |              |         |       |
| 5/5  | vs. | Golden State | 125-116 | W 1-0 |
| 5/7  | vs. | Golden State | 116-101 | W 2-0 |
| 5/9  | @   | Golden State | 133-108 | W 3-0 |
| 5/10                                       | @   | Golden State | 121-139 | L 3-1 |
| 5/12                                       | vs. | Golden State | 118-106 | W 4-1 |

|  |     |         |         |       |
|--|-----|---------|---------|-------|
| <b>Western Conference Finals (4-0)</b> |     |         |         |       |
| 5/16                                   | vs. | Seattle | 92-87   | W 1-0 |
| 5/19                                   | vs. | Seattle | 112-104 | W 2-0 |
| 5/23                                   | @   | Seattle | 122-121 | W 3-0 |
| 5/25                                   | @   | Seattle | 133-102 | W 4-0 |

|                         |     |        |         |       |
|-------------------------|-----|--------|---------|-------|
| <b>NBA Finals (4-2)</b> |     |        |         |       |
| 6/2                     | vs. | Boston | 126-113 | W 1-0 |
| 6/4                     | vs. | Boston | 141-122 | W 2-0 |
| 6/7                     | @   | Boston | 103-109 | L 2-1 |
| 6/9                     | @   | Boston | 107-106 | W 3-1 |
| 6/11                    | @   | Boston | 108-123 | L 3-2 |
| 6/14                    | vs. | Boston | 106-93  | W 4-2 |

1988

|   |     |             |         |       |
|---|-----|-------------|---------|-------|
| <b>Western Conference First Round (3-0)</b> |     |             |         |       |
| 4/29  | vs. | San Antonio | 122-110 | W 1-0 |
| 5/1   | vs. | San Antonio | 130-112 | W 2-0 |
| 5/3   | @   | San Antonio | 109-107 | W 3-0 |

|  |     |      |         |       |
|--|-----|------|---------|-------|
| <b>Western Conference Semifinals (4-3)</b> |     |      |         |       |
| 5/8  | vs. | Utah | 110-91  | W 1-0 |
| 5/10                                       | vs. | Utah | 97-101  | L 1-1 |
| 5/13                                       | @   | Utah | 89-96   | L 1-2 |
| 5/15                                       | @   | Utah | 113-100 | W 2-2 |
| 5/17                                       | vs. | Utah | 111-109 | W 3-2 |
| 5/19                                       | @   | Utah | 80-108  | L 3-3 |
| 5/21                                       | vs. | Utah | 109-98  | W 4-3 |

|  |     |        |         |       |
|--|-----|--------|---------|-------|
| <b>Western Conference Finals (4-3)</b> |     |        |         |       |
| 5/23                                   | vs. | Dallas | 113-98  | W 1-0 |
| 5/25                                   | vs. | Dallas | 123-101 | W 2-0 |
| 5/27                                   | @   | Dallas | 94-106  | L 2-1 |
| 5/29                                   | @   | Dallas | 104-118 | L 2-2 |
| 5/31                                   | vs. | Dallas | 119-102 | W 3-2 |
| 6/2                                    | @   | Dallas | 103-105 | L 3-3 |
| 6/4                                    | vs. | Dallas | 117-102 | W 4-3 |

|                         |     |         |         |       |
|-------------------------|-----|---------|---------|-------|
| <b>NBA Finals (4-3)</b> |     |         |         |       |
| 6/7                     | vs. | Detroit | 103-105 | L 0-1 |
| 6/9                     | vs. | Detroit | 108-96  | W 1-1 |
| 6/12                    | @   | Detroit | 99-86   | W 2-1 |
| 6/14                    | @   | Detroit | 86-111  | L 2-2 |
| 6/16                    | @   | Detroit | 94-104  | L 2-3 |
| 6/19                    | vs. | Detroit | 103-102 | W 3-3 |
| 6/21                    | vs. | Detroit | 108-105 | W 4-3 |

1989

|   |     |          |         |       |
|---|-----|----------|---------|-------|
| <b>Western Conference First Round (3-0)</b> |     |          |         |       |
| 4/27  | vs. | Portland | 128-108 | W 1-0 |
| 4/30  | vs. | Portland | 113-105 | W 2-0 |
| 5/3   | @   | Portland | 116-108 | W 3-0 |

|  |     |         |         |       |
|--|-----|---------|---------|-------|
| <b>Western Conference Semifinals (4-0)</b> |     |         |         |       |
| 5/7  | vs. | Seattle | 113-102 | W 1-0 |
| 5/10                                       | vs. | Seattle | 130-108 | W 2-0 |
| 5/12                                       | @   | Seattle | 91-86   | W 3-0 |
| 5/14                                       | @   | Seattle | 97-95   | W 4-0 |

|  |     |         |         |       |
|--|-----|---------|---------|-------|
| <b>Western Conference Finals (4-0)</b> |     |         |         |       |
| 5/20                                   | vs. | Phoenix | 127-119 | W 1-0 |
| 5/23                                   | vs. | Phoenix | 101-95  | W 2-0 |
| 5/26                                   | @   | Phoenix | 110-107 | W 3-0 |
| 5/28                                   | @   | Phoenix | 122-117 | W 4-0 |

|                         |     |         |         |       |
|-------------------------|-----|---------|---------|-------|
| <b>NBA Finals (0-4)</b> |     |         |         |       |
| 6/6                     | @   | Detroit | 97-109  | L 0-1 |
| 6/8                     | @   | Detroit | 105-108 | L 0-2 |
| 6/11                    | vs. | Detroit | 110-114 | L 0-3 |
| 6/13                    | vs. | Detroit | 97-105  | L 0-4 |

1990

|   |     |         |         |       |
|---|-----|---------|---------|-------|
| <b>Western Conference First Round (3-1)</b> |     |         |         |       |
| 4/27  | vs. | Houston | 101-89  | W 1-0 |
| 4/29  | vs. | Houston | 104-100 | W 2-0 |
| 5/1   | @   | Houston | 108-114 | L 2-1 |
| 5/3   | @   | Houston | 109-88  | W 3-1 |

|  |     |         |         |       |
|--|-----|---------|---------|-------|
| <b>Western Conference Semifinals (1-4)</b> |     |         |         |       |
| 5/8  | vs. | Phoenix | 102-104 | L 0-1 |
| 5/10                                       | vs. | Phoenix | 124-100 | W 1-1 |
| 5/12                                       | @   | Phoenix | 103-117 | L 1-2 |
| 5/13                                       | @   | Phoenix | 101-114 | L 1-3 |
| 5/15                                       | vs. | Phoenix | 103-106 | L 1-4 |





# ALL-TIME PLAYOFF SCORES

## 1991

### Western Conference First Round (3-0)

|      |             |        |   |     |
|------|-------------|--------|---|-----|
| 4/25 | vs. Houston | 94-92  | W | 1-0 |
| 5/27 | vs. Houston | 109-98 | W | 2-0 |
| 5/30 | @ Houston   | 94-90  | W | 3-0 |

### Western Conference Semifinals (4-1)

|      |                  |              |   |     |
|------|------------------|--------------|---|-----|
| 5/5  | vs. Golden State | 126-116      | W | 1-0 |
| 5/8  | vs. Golden State | 124-125      | L | 1-1 |
| 5/10 | @ Golden State   | 115-112      | W | 2-1 |
| 5/12 | @ Golden State   | 123-107      | W | 3-1 |
| 5/14 | vs. Golden State | 124-119 (OT) | W | 4-1 |

### Western Conference Finals (4-2)

|      |              |         |   |     |
|------|--------------|---------|---|-----|
| 5/18 | @ Portland   | 111-106 | W | 1-0 |
| 5/21 | @ Portland   | 98-109  | L | 1-1 |
| 5/24 | vs. Portland | 106-92  | W | 2-1 |
| 5/26 | vs. Portland | 116-95  | W | 3-1 |
| 5/28 | @ Portland   | 84-95   | L | 3-2 |
| 5/30 | vs. Portland | 91-90   | W | 4-2 |

### NBA Finals (1-4)

|      |             |             |   |     |
|------|-------------|-------------|---|-----|
| 6/2  | @ Chicago   | 93-91       | W | 1-0 |
| 6/5  | @ Chicago   | 86-107      | L | 1-1 |
| 6/7  | vs. Chicago | 96-104 (OT) | L | 1-2 |
| 6/9  | vs. Chicago | 82-97       | L | 1-3 |
| 6/12 | vs. Chicago | 101-108     | L | 1-4 |

## 1992

### Western Conference First Round (1-3)

|      |               |              |   |     |
|------|---------------|--------------|---|-----|
| 4/23 | @ Portland    | 102-115      | L | 0-1 |
| 4/25 | @ Portland    | 79-101       | L | 0-2 |
| 4/29 | vs. Portland  | 121-119 (OT) | W | 1-2 |
| 5/3  | vs. Portland* | 76-102       | L | 1-3 |

\* Game played in Las Vegas

## 1993

### Western Conference First Round (2-3)

|      |             |              |   |     |
|------|-------------|--------------|---|-----|
| 4/30 | @ Phoenix   | 107-103      | W | 1-0 |
| 5/2  | @ Phoenix   | 86-81        | W | 2-0 |
| 5/4  | vs. Phoenix | 102-107      | L | 2-1 |
| 5/6  | vs. Phoenix | 86-101       | L | 2-2 |
| 5/9  | @ Phoenix   | 104-112 (OT) | L | 2-3 |

## 1995

### Western Conference First Round (3-1)

|      |             |         |   |     |
|------|-------------|---------|---|-----|
| 4/27 | @ Seattle   | 71-96   | L | 0-1 |
| 4/29 | @ Seattle   | 84-82   | W | 1-1 |
| 5/1  | vs. Seattle | 105-101 | W | 2-1 |
| 5/4  | vs. Seattle | 114-110 | W | 3-1 |

### Western Conference Semifinals (2-4)

|      |                 |            |   |     |
|------|-----------------|------------|---|-----|
| 5/6  | @ San Antonio   | 94-110     | L | 0-1 |
| 5/8  | @ San Antonio   | 90-97 (OT) | L | 0-2 |
| 5/12 | vs. San Antonio | 92-85      | W | 1-2 |
| 5/14 | vs. San Antonio | 71-80      | L | 1-3 |
| 5/16 | @ San Antonio   | 98-96 (OT) | W | 2-3 |
| 5/18 | vs. San Antonio | 88-100     | L | 2-4 |

## 1996

### Western Conference First Round (1-3)

|      |             |        |   |     |
|------|-------------|--------|---|-----|
| 4/25 | vs. Houston | 83-87  | L | 0-1 |
| 4/27 | vs. Houston | 104-94 | W | 1-1 |
| 4/30 | @ Houston   | 98-104 | L | 1-2 |
| 5/2  | @ Houston   | 94-102 | L | 1-3 |

## 1997

### Western Conference First Round (3-1)

|      |              |        |   |     |
|------|--------------|--------|---|-----|
| 4/25 | vs. Portland | 95-77  | W | 1-0 |
| 4/27 | vs. Portland | 107-93 | W | 2-0 |
| 4/30 | @ Portland   | 90-98  | L | 2-1 |
| 5/2  | @ Portland   | 95-91  | W | 3-1 |

### Western Conference Semifinals (1-4)

|      |          |         |   |     |
|------|----------|---------|---|-----|
| 5/4  | @ Utah   | 77-93   | L | 0-1 |
| 5/6  | @ Utah   | 101-103 | L | 0-2 |
| 5/8  | vs. Utah | 104-84  | W | 1-2 |
| 5/10 | vs. Utah | 95-110  | L | 1-3 |
| 5/12 | @ Utah   | 93-98   | L | 1-4 |

## 1998

### Western Conference First Round (3-1)

|      |              |         |   |     |
|------|--------------|---------|---|-----|
| 4/24 | vs. Portland | 104-102 | W | 1-0 |
| 4/26 | vs. Portland | 108-99  | W | 2-0 |
| 4/28 | @ Portland   | 94-99   | L | 2-1 |
| 4/30 | @ Portland   | 110-99  | W | 3-1 |

### Western Conference Semifinals (4-1)

|      |             |         |   |     |
|------|-------------|---------|---|-----|
| 5/4  | @ Seattle   | 92-106  | L | 0-1 |
| 5/6  | @ Seattle   | 92-68   | W | 1-1 |
| 5/8  | vs. Seattle | 119-103 | W | 2-1 |
| 5/10 | vs. Seattle | 112-100 | W | 3-1 |
| 5/12 | @ Seattle   | 110-95  | W | 4-1 |

### Western Conference Finals (0-4)

|      |          |        |   |     |
|------|----------|--------|---|-----|
| 5/16 | @ Utah   | 77-112 | L | 0-1 |
| 5/18 | @ Utah   | 95-99  | L | 0-2 |
| 5/22 | vs. Utah | 98-109 | L | 0-3 |
| 5/24 | vs. Utah | 92-96  | L | 0-4 |

## 1999

### Western Conference First Round (3-1)

|      |             |         |   |     |
|------|-------------|---------|---|-----|
| 5/9  | vs. Houston | 101-100 | W | 1-0 |
| 5/11 | vs. Houston | 110-98  | W | 2-0 |
| 5/13 | @ Houston   | 88-102  | L | 2-1 |
| 5/15 | @ Houston   | 98-88   | W | 3-1 |

### Western Conference Semifinals (0-4)

|      |                 |         |   |     |
|------|-----------------|---------|---|-----|
| 5/17 | @ San Antonio   | 81-87   | L | 0-1 |
| 5/19 | @ San Antonio   | 76-79   | L | 0-2 |
| 5/22 | vs. San Antonio | 91-103  | L | 0-3 |
| 5/23 | vs. San Antonio | 107-118 | L | 0-4 |

## 2000

### Western Conference First Round (3-2)

|      |                |         |   |     |
|------|----------------|---------|---|-----|
| 4/23 | vs. Sacramento | 117-107 | W | 1-0 |
| 4/27 | vs. Sacramento | 113-89  | W | 2-0 |
| 4/30 | @ Sacramento   | 91-99   | L | 2-1 |
| 5/2  | @ Sacramento   | 88-101  | L | 2-2 |
| 5/5  | vs. Sacramento | 113-86  | W | 3-2 |

### Western Conference Semifinals (4-1)

|      |             |        |   |     |
|------|-------------|--------|---|-----|
| 5/7  | vs. Phoenix | 105-77 | W | 1-0 |
| 5/10 | vs. Phoenix | 97-96  | W | 2-0 |
| 5/12 | @ Phoenix   | 105-99 | W | 3-0 |
| 5/14 | @ Phoenix   | 98-117 | L | 3-1 |
| 5/16 | vs. Phoenix | 87-65  | W | 4-1 |

### Western Conference Finals (4-3)

|      |              |        |   |     |
|------|--------------|--------|---|-----|
| 5/20 | vs. Portland | 109-94 | W | 1-0 |
| 5/22 | vs. Portland | 77-106 | L | 1-1 |
| 5/26 | @ Portland   | 93-91  | W | 2-1 |
| 5/28 | @ Portland   | 103-91 | W | 3-1 |
| 5/30 | vs. Portland | 88-96  | L | 3-2 |
| 6/2  | @ Portland   | 93-103 | L | 3-3 |
| 6/4  | vs. Portland | 89-84  | W | 4-3 |

### NBA Finals (4-2)

|      |             |              |   |     |
|------|-------------|--------------|---|-----|
| 6/7  | vs. Indiana | 104-87       | W | 1-0 |
| 6/9  | vs. Indiana | 111-104      | W | 2-0 |
| 6/11 | @ Indiana   | 91-100       | L | 2-1 |
| 6/14 | @ Indiana   | 120-118 (OT) | W | 3-1 |
| 6/16 | @ Indiana   | 87-120       | L | 3-2 |
| 6/19 | vs. Indiana | 116-111      | W | 4-2 |







**2001**

|   |     |          |        |       |
|---|-----|----------|--------|-------|
| <b>Western Conference First Round (3-0)</b> |     |          |        |       |
| 4/22  | vs. | Portland | 106-93 | W 1-0 |
| 4/26  | vs. | Portland | 106-88 | W 2-0 |
| 4/29  | @   | Portland | 99-86  | W 3-0 |

|  |     |            |         |       |
|--|-----|------------|---------|-------|
| <b>Western Conference Semifinals (4-0)</b> |     |            |         |       |
| 5/6  | vs. | Sacramento | 108-105 | W 1-0 |
| 5/8  | vs. | Sacramento | 96-90   | W 2-0 |
| 5/11                                       | @   | Sacramento | 103-81  | W 3-0 |
| 5/13                                       | @   | Sacramento | 119-113 | W 4-0 |

|  |     |             |        |       |
|--|-----|-------------|--------|-------|
| <b>Western Conference Finals (4-0)</b> |     |             |        |       |
| 5/19                                   | @   | San Antonio | 104-90 | W 1-0 |
| 5/21                                   | @   | San Antonio | 88-81  | W 2-0 |
| 5/25                                   | vs. | San Antonio | 111-72 | W 3-0 |
| 5/27                                   | vs. | San Antonio | 111-82 | W 4-0 |

|                         |     |              |              |       |
|-------------------------|-----|--------------|--------------|-------|
| <b>NBA Finals (4-1)</b> |     |              |              |       |
| 6/6                     | vs. | Philadelphia | 101-107 (OT) | L 0-1 |
| 6/8                     | vs. | Philadelphia | 98-89        | W 1-1 |
| 6/10                    | @   | Philadelphia | 96-91        | W 2-1 |
| 6/13                    | @   | Philadelphia | 100-86       | W 3-1 |
| 6/15                    | @   | Philadelphia | 108-96       | W 4-1 |

**2002**

|   |     |          |        |       |
|---|-----|----------|--------|-------|
| <b>Western Conference First Round (3-0)</b> |     |          |        |       |
| 4/21  | vs. | Portland | 95-87  | W 1-0 |
| 4/25  | vs. | Portland | 103-96 | W 2-0 |
| 4/28  | @   | Portland | 92-91  | W 3-0 |

|  |     |             |       |       |
|--|-----|-------------|-------|-------|
| <b>Western Conference Semifinals (4-1)</b> |     |             |       |       |
| 5/5  | vs. | San Antonio | 86-80 | W 1-0 |
| 5/7  | vs. | San Antonio | 85-88 | L 1-1 |
| 5/10                                       | @   | San Antonio | 99-89 | W 2-1 |
| 5/12                                       | @   | San Antonio | 87-85 | W 3-1 |
| 5/14                                       | vs. | San Antonio | 93-87 | W 4-1 |

|  |     |            |              |       |
|--|-----|------------|--------------|-------|
| <b>Western Conference Finals (4-3)</b> |     |            |              |       |
| 5/18                                   | @   | Sacramento | 106-99       | W 1-0 |
| 5/20                                   | @   | Sacramento | 90-96        | L 1-1 |
| 5/24                                   | vs. | Sacramento | 90-103       | L 1-2 |
| 5/26                                   | vs. | Sacramento | 100-99       | W 2-2 |
| 5/28                                   | @   | Sacramento | 91-92        | L 2-3 |
| 5/31                                   | vs. | Sacramento | 106-102      | W 3-3 |
| 6/2                                    | @   | Sacramento | 112-106 (OT) | W 4-3 |

|                         |     |            |         |       |
|-------------------------|-----|------------|---------|-------|
| <b>NBA Finals (4-0)</b> |     |            |         |       |
| 6/5                     | vs. | New Jersey | 99-94   | W 1-0 |
| 6/7                     | vs. | New Jersey | 106-83  | W 2-0 |
| 6/9                     | @   | New Jersey | 106-103 | W 3-0 |
| 6/12                    | @   | New Jersey | 113-107 | W 4-0 |

**2003**

|   |     |           |              |       |
|---|-----|-----------|--------------|-------|
| <b>Western Conference First Round (4-2)</b> |     |           |              |       |
| 4/20  | @   | Minnesota | 117-98       | W 1-0 |
| 4/22  | @   | Minnesota | 91-119       | L 1-1 |
| 4/24  | vs. | Minnesota | 110-114 (OT) | L 1-2 |
| 4/27  | vs. | Minnesota | 102-97       | W 2-2 |
| 4/29  | @   | Minnesota | 120-90       | W 3-2 |
| 5/1   | vs. | Minnesota | 101-85       | W 4-2 |

|  |     |             |        |       |
|--|-----|-------------|--------|-------|
| <b>Western Conference Semifinals (2-4)</b> |     |             |        |       |
| 5/5  | @   | San Antonio | 82-87  | L 0-1 |
| 5/7  | @   | San Antonio | 95-114 | L 0-2 |
| 5/9  | vs. | San Antonio | 110-95 | W 1-2 |
| 5/11                                       | vs. | San Antonio | 99-95  | W 2-2 |
| 5/13                                       | @   | San Antonio | 94-96  | L 2-3 |
| 5/15                                       | vs. | San Antonio | 82-110 | L 2-4 |

**2004**

|   |     |         |        |       |
|---|-----|---------|--------|-------|
| <b>Western Conference First Round (4-1)</b> |     |         |        |       |
| 4/17  | vs. | Houston | 72-71  | W 1-0 |
| 4/19  | vs. | Houston | 98-84  | W 2-0 |
| 4/23  | @   | Houston | 91-102 | L 2-1 |
| 4/25  | @   | Houston | 92-88  | W 3-1 |
| 4/28  | vs. | Houston | 97-78  | W 4-1 |

|  |     |             |        |       |
|--|-----|-------------|--------|-------|
| <b>Western Conference Semifinals (4-2)</b> |     |             |        |       |
| 5/2  | @   | San Antonio | 78-88  | L 0-1 |
| 5/5  | @   | San Antonio | 85-95  | L 0-2 |
| 5/9  | vs. | San Antonio | 105-81 | W 1-2 |
| 5/11                                       | vs. | San Antonio | 98-90  | W 2-2 |
| 5/13                                       | @   | San Antonio | 74-73  | W 3-2 |
| 5/15                                       | vs. | San Antonio | 88-76  | W 4-2 |

|  |     |           |        |       |
|--|-----|-----------|--------|-------|
| <b>Western Conference Finals (4-2)</b> |     |           |        |       |
| 5/21                                   | @   | Minnesota | 97-88  | W 1-0 |
| 5/23                                   | @   | Minnesota | 71-89  | L 1-1 |
| 5/25                                   | vs. | Minnesota | 100-89 | W 2-1 |
| 5/27                                   | vs. | Minnesota | 92-85  | W 3-1 |
| 5/29                                   | @   | Minnesota | 96-98  | L 3-2 |
| 5/31                                   | vs. | Minnesota | 96-90  | W 4-2 |

|                         |     |         |        |       |
|-------------------------|-----|---------|--------|-------|
| <b>NBA Finals (1-4)</b> |     |         |        |       |
| 6/6                     | vs. | Detroit | 75-87  | L 0-1 |
| 6/8                     | vs. | Detroit | 99-91  | W 1-1 |
| 6/10                    | @   | Detroit | 68-88  | L 1-2 |
| 6/13                    | @   | Detroit | 80-88  | L 1-3 |
| 6/15                    | @   | Detroit | 87-100 | L 1-4 |

**2006**

|   |     |         |              |       |
|---|-----|---------|--------------|-------|
| <b>Western Conference First Round (3-4)</b> |     |         |              |       |
| 4/23  | @   | Phoenix | 102-107      | L 0-1 |
| 4/26  | @   | Phoenix | 99-93        | W 1-1 |
| 4/28  | vs. | Phoenix | 99-92        | W 2-1 |
| 4/30  | vs. | Phoenix | 99-98 (OT)   | W 3-1 |
| 5/2   | @   | Phoenix | 97-114       | L 3-2 |
| 5/4   | vs. | Phoenix | 118-126 (OT) | L 3-3 |
| 5/6   | @   | Phoenix | 90-121       | L 3-4 |

**2007**

|   |     |         |         |       |
|---|-----|---------|---------|-------|
| <b>Western Conference First Round (1-4)</b> |     |         |         |       |
| 4/22  | @   | Phoenix | 87-95   | L 0-1 |
| 4/24  | @   | Phoenix | 98-126  | L 0-2 |
| 4/26  | vs. | Phoenix | 95-89   | W 1-2 |
| 4/29  | vs. | Phoenix | 100-113 | L 1-3 |
| 5/2   | @   | Phoenix | 110-119 | L 1-4 |

**2008**

|   |     |        |         |       |
|---|-----|--------|---------|-------|
| <b>Western Conference First Round (4-0)</b> |     |        |         |       |
| 4/20  | vs. | Denver | 128-114 | W 1-0 |
| 4/23  | vs. | Denver | 122-107 | W 2-0 |
| 4/26  | @   | Denver | 102-84  | W 3-0 |
| 4/28  | @   | Denver | 107-101 | W 4-0 |

|  |     |      |              |       |
|--|-----|------|--------------|-------|
| <b>Western Conference Semifinals (4-2)</b> |     |      |              |       |
| 5/4  | vs. | Utah | 109-98       | W 1-0 |
| 5/7  | vs. | Utah | 120-110      | W 2-0 |
| 5/9  | @   | Utah | 99-104       | L 2-1 |
| 5/11                                       | @   | Utah | 115-123 (OT) | L 2-2 |
| 5/14                                       | vs. | Utah | 111-104      | W 3-2 |
| 5/16                                       | @   | Utah | 108-105      | W 4-2 |

|  |     |             |        |       |
|--|-----|-------------|--------|-------|
| <b>Western Conference Finals (4-1)</b> |     |             |        |       |
| 5/21                                   | vs. | San Antonio | 89-85  | W 1-0 |
| 5/23                                   | vs. | San Antonio | 101-71 | W 2-0 |
| 5/25                                   | @   | San Antonio | 84-103 | L 2-1 |
| 5/27                                   | @   | San Antonio | 93-91  | W 3-1 |
| 5/29                                   | vs. | San Antonio | 100-92 | W 4-1 |

|                         |     |        |         |       |
|-------------------------|-----|--------|---------|-------|
| <b>NBA Finals (2-4)</b> |     |        |         |       |
| 6/5                     | @   | Boston | 88-98   | L 0-1 |
| 6/8                     | @   | Boston | 102-108 | L 0-2 |
| 6/10                    | vs. | Boston | 87-81   | W 1-2 |
| 6/12                    | vs. | Boston | 91-97   | L 1-3 |
| 6/15                    | vs. | Boston | 103-98  | W 2-3 |
| 6/17                    | @   | Boston | 92-131  | L 2-4 |





# ALL-TIME PLAYOFF SCORES

## 2009

### Western Conference First Round (4-1)

|      |          |         |   |     |
|------|----------|---------|---|-----|
| 4/19 | vs. Utah | 113-100 | W | 1-0 |
| 4/21 | vs. Utah | 119-109 | W | 2-0 |
| 4/23 | @ Utah   | 86-88   | L | 2-1 |
| 4/25 | @ Utah   | 108-94  | W | 3-1 |
| 4/27 | vs. Utah | 107-96  | W | 4-1 |

### Western Conference Semifinals (4-3)

|      |             |        |   |     |
|------|-------------|--------|---|-----|
| 5/4  | vs. Houston | 92-100 | L | 0-1 |
| 5/6  | vs. Houston | 111-98 | W | 1-1 |
| 5/8  | @ Houston   | 108-94 | W | 2-1 |
| 5/10 | @ Houston   | 87-99  | L | 2-2 |
| 5/12 | vs. Houston | 118-78 | W | 3-2 |
| 5/14 | @ Houston   | 80-95  | L | 3-3 |
| 5/17 | vs. Houston | 89-70  | W | 4-3 |

### Western Conference Finals (4-2)

|      |            |         |   |     |
|------|------------|---------|---|-----|
| 5/19 | vs. Denver | 105-103 | W | 1-0 |
| 5/21 | vs. Denver | 103-106 | L | 1-1 |
| 5/23 | @ Denver   | 103-97  | W | 2-1 |
| 5/25 | @ Denver   | 101-120 | L | 2-2 |
| 5/27 | vs. Denver | 103-94  | W | 3-2 |
| 5/29 | @ Denver   | 119-92  | W | 4-2 |

### NBA Finals (4-1)

|      |             |             |   |     |
|------|-------------|-------------|---|-----|
| 6/4  | vs. Orlando | 100-75      | W | 1-0 |
| 6/7  | vs. Orlando | 101-96 (OT) | W | 2-0 |
| 6/9  | @ Orlando   | 104-108     | L | 2-1 |
| 6/11 | @ Orlando   | 99-91 (OT)  | W | 3-1 |
| 6/14 | @ Orlando   | 99-86       | W | 4-1 |

## 2010

### Western Conference First Round (4-2)

|      |                   |        |   |     |
|------|-------------------|--------|---|-----|
| 4/18 | vs. Oklahoma City | 87-79  | W | 1-0 |
| 4/20 | vs. Oklahoma City | 95-92  | W | 2-0 |
| 4/22 | @ Oklahoma City   | 96-101 | L | 2-1 |
| 4/24 | @ Oklahoma City   | 89-110 | L | 2-2 |
| 4/27 | vs. Oklahoma City | 111-87 | W | 3-2 |
| 4/30 | @ Oklahoma City   | 95-94  | W | 4-2 |

### Western Conference Semifinals (4-0)

|      |          |         |   |     |
|------|----------|---------|---|-----|
| 5/2  | vs. Utah | 104-99  | W | 1-0 |
| 5/4  | vs. Utah | 111-103 | W | 2-0 |
| 5/8  | @ Utah   | 111-110 | W | 3-0 |
| 5/10 | @ Utah   | 111-96  | W | 4-0 |

### Western Conference Finals (4-2)

|      |             |         |   |     |
|------|-------------|---------|---|-----|
| 5/17 | vs. Phoenix | 128-107 | W | 1-0 |
| 5/19 | vs. Phoenix | 124-112 | W | 2-0 |
| 5/23 | @ Phoenix   | 109-118 | L | 2-1 |
| 5/25 | @ Phoenix   | 106-115 | L | 2-2 |
| 5/27 | vs. Phoenix | 103-101 | W | 3-2 |
| 5/29 | @ Phoenix   | 111-103 | W | 4-2 |

### NBA Finals (4-3)

|      |            |        |   |     |
|------|------------|--------|---|-----|
| 6/3  | vs. Boston | 102-89 | W | 1-0 |
| 6/6  | vs. Boston | 94-103 | L | 1-1 |
| 6/8  | @ Boston   | 91-84  | W | 2-1 |
| 6/10 | @ Boston   | 89-96  | L | 2-2 |
| 6/13 | @ Boston   | 86-92  | L | 2-3 |
| 6/15 | vs. Boston | 89-67  | W | 3-3 |
| 6/17 | vs. Boston | 83-79  | W | 4-3 |

## 2011

### Western Conference First Round (4-2)

|      |                 |         |   |     |
|------|-----------------|---------|---|-----|
| 4/17 | vs. New Orleans | 100-109 | L | 0-1 |
| 4/20 | vs. New Orleans | 87-78   | W | 1-1 |
| 4/22 | @ New Orleans   | 100-86  | W | 2-1 |
| 4/24 | @ New Orleans   | 88-93   | L | 2-2 |
| 4/26 | vs. New Orleans | 106-90  | W | 3-2 |
| 4/28 | @ New Orleans   | 98-80   | W | 4-2 |

### Western Conference Semifinals (0-4)

|     |            |        |   |     |
|-----|------------|--------|---|-----|
| 5/2 | vs. Dallas | 94-96  | L | 0-1 |
| 5/4 | vs. Dallas | 81-93  | L | 0-2 |
| 5/6 | @ Dallas   | 92-98  | L | 0-3 |
| 5/8 | @ Dallas   | 86-122 | L | 0-4 |

## 2012

### Western Conference First Round (4-3)

|      |            |         |   |     |
|------|------------|---------|---|-----|
| 4/29 | vs. Denver | 103-88  | W | 1-0 |
| 5/1  | vs. Denver | 104-100 | W | 2-0 |
| 5/4  | @ Denver   | 84-99   | L | 2-1 |
| 5/6  | @ Denver   | 92-88   | W | 3-1 |
| 5/8  | vs. Denver | 99-102  | L | 3-2 |
| 5/10 | @ Denver   | 96-113  | L | 3-3 |
| 5/12 | vs. Denver | 96-87   | W | 4-3 |

### Western Conference Semifinals (1-4)

|      |                   |         |   |     |
|------|-------------------|---------|---|-----|
| 5/14 | @ Oklahoma City   | 90-119  | L | 0-1 |
| 5/16 | @ Oklahoma City   | 75-77   | L | 0-2 |
| 5/18 | vs. Oklahoma City | 99-96   | W | 1-2 |
| 5/19 | vs. Oklahoma City | 100-103 | L | 1-3 |
| 5/21 | @ Oklahoma City   | 90-106  | L | 1-4 |

## 2013

### Western Conference First Round (0-4)

|      |                 |        |   |     |
|------|-----------------|--------|---|-----|
| 4/21 | @ San Antonio   | 79-91  | L | 0-1 |
| 4/24 | @ San Antonio   | 91-102 | L | 0-2 |
| 4/26 | vs. San Antonio | 89-120 | L | 0-3 |
| 4/28 | vs. San Antonio | 82-103 | L | 0-4 |





# THE OPPONENTS

|            |                        |
|------------|------------------------|
| <b>292</b> | Atlanta Hawks          |
| <b>293</b> | Boston Celtics         |
| <b>294</b> | Brooklyn Nets          |
| <b>295</b> | Charlotte Hornets      |
| <b>296</b> | Chicago Bulls          |
| <b>297</b> | Cleveland Cavaliers    |
| <b>298</b> | Dallas Mavericks       |
| <b>299</b> | Denver Nuggets         |
| <b>300</b> | Detroit Pistons        |
| <b>301</b> | Golden State Warriors  |
| <b>302</b> | Houston Rockets        |
| <b>303</b> | Indiana Pacers         |
| <b>304</b> | Los Angeles Clippers   |
| <b>305</b> | Memphis Grizzlies      |
| <b>306</b> | Miami Heat             |
| <b>307</b> | Milwaukee Bucks        |
| <b>308</b> | Minnesota Timberwolves |
| <b>309</b> | New Orleans Pelicans   |
| <b>310</b> | New York Knicks        |
| <b>311</b> | Oklahoma City Thunder  |
| <b>312</b> | Orlando Magic          |
| <b>313</b> | Philadelphia 76ers     |
| <b>314</b> | Phoenix Suns           |
| <b>315</b> | Portland Trail Blazers |
| <b>316</b> | Sacramento Kings       |
| <b>317</b> | San Antonio Spurs      |
| <b>318</b> | Toronto Raptors        |
| <b>319</b> | Utah Jazz              |
| <b>320</b> | Washington Wizards     |



**Atlanta Hawks**

Centennial Tower, 101 Marietta St., Suite 1900, Atlanta, GA 30303  
 phone: (404) 878-3800 / www.hawks.com

**BASKETBALL DIRECTORY / GENERAL INFORMATION**

**Principal Owner & Chair of Board of Directors/NBA Governor:**  
 Tony Ressler

**President of Basketball Operations / Head Coach:** Mike Budenholzer  
**General Manager:** Wes Wilcox

**Assistant Coaches:** Darwin Ham, Taylor Jenkins, Charles Lee, Neven Spahija, Ben Sullivan

**Head Athletic Trainer:** Art Home

**Senior VP of Public Relations:** Garin Narain

**Director of Media Relations:** Jon Steinberg

**Senior Manager of Media Relations:** Jason Roose

**Home Court:** Philips Arena (18,047) - opened in 1999

**Colors:** Torch Red, Georgia Granite Gray, Volt Green

**Radio:** 92.9 FM The Game - Steve Holman

**Television:** FOX Sports Southeast - Bob Rathbun, Dominique Wilkins, Andre Aldridge, Olivia Harlan

**FRANCHISE TIMELINE / LAKERS RECORD**

|                       |                   |            |
|-----------------------|-------------------|------------|
| Tri-Cities Blackhawks | (founded 1949-50) | W/L: 12-0  |
| Milwaukee Hawks       | (founded 1951-52) | W/L: 30-12 |
| St. Louis Hawks       | (founded 1955-56) | W/L: 68-79 |
| Atlanta Hawks         | (founded 1968-69) | W/L: 75-48 |

**ALL-TIME WIN / LOSS**

|                        |              |              |              |                |
|------------------------|--------------|--------------|--------------|----------------|
|                        | Home         | Away         | Neutral      | Overall        |
| Minneapolis Era        | 22-15        | 18-25        | 21-14        | 61-54          |
| Los Angeles Era        | 71-34        | 50-50        | 3-1          | 124-85         |
| <b>All-Time Totals</b> | <b>93-49</b> | <b>68-75</b> | <b>24-15</b> | <b>185-139</b> |
| Lakers vs. Atlanta     | 44-18        | 31-30        | -            | 75-48          |

**2015-16 RESULTS**

|         |             |            |
|---------|-------------|------------|
| 12/4/15 | @ Atlanta   | 87-100 (L) |
| 3/4/16  | vs. Atlanta | 77-106 (L) |

**2016-17 MEETINGS**

|          |             |         |
|----------|-------------|---------|
| 11/2/16  | @ Atlanta   | 4:30 pm |
| 11/27/16 | vs. Atlanta | 6:30 pm |

**LAKERS 2015-16 STATISTICS VS. ATLANTA**

|             | G | GS | MIN | FG | FGA | FG%   | FG3 | FG3A | FG3%  | FT | FTA | FT%   | OFF | DEF | TOT | AST | PF | DQ | STL | TO | BLK | PTS | P/G  |
|-------------|---|----|-----|----|-----|-------|-----|------|-------|----|-----|-------|-----|-----|-----|-----|----|----|-----|----|-----|-----|------|
| Williams    | 1 | 0  | 31  | 6  | 13  | .462  | 3   | 6    | .500  | 3  | 4   | .750  | 0   | 1   | 1   | 2   | 3  | 0  | 1   | 1  | 1   | 18  | 18.0 |
| Bryant      | 1 | 1  | 35  | 4  | 19  | .211  | 2   | 10   | .200  | 4  | 5   | .800  | 0   | 3   | 3   | 5   | 2  | 0  | 2   | 2  | 2   | 14  | 14.0 |
| Clarkson    | 1 | 1  | 29  | 5  | 8   | .625  | 3   | 3    | 1.000 | 0  | 0   | ---   | 1   | 2   | 3   | 2   | 2  | 0  | 1   | 2  | 0   | 13  | 13.0 |
| Randle      | 2 | 2  | 56  | 10 | 26  | .385  | 1   | 2    | .500  | 3  | 3   | 1.000 | 5   | 10  | 15  | 2   | 2  | 0  | 4   | 1  | 1   | 24  | 12.0 |
| Russell     | 2 | 2  | 67  | 9  | 32  | .281  | 5   | 13   | .385  | 0  | 0   | ---   | 5   | 7   | 12  | 9   | 4  | 0  | 1   | 12 | 0   | 23  | 11.5 |
| Huertias    | 1 | 0  | 32  | 4  | 11  | .364  | 1   | 6    | .167  | 1  | 1   | 1.000 | 0   | 2   | 2   | 3   | 3  | 0  | 0   | 2  | 1   | 10  | 10.0 |
| Bass        | 2 | 0  | 50  | 6  | 13  | .462  | 0   | 0    | ---   | 4  | 6   | .667  | 4   | 8   | 12  | 2   | 2  | 0  | 0   | 0  | 2   | 16  | 8.0  |
| Brown       | 1 | 1  | 35  | 2  | 6   | .333  | 1   | 5    | .200  | 2  | 2   | 1.000 | 0   | 3   | 3   | 2   | 1  | 0  | 1   | 0  | 0   | 7   | 7.0  |
| Nance       | 2 | 0  | 37  | 6  | 13  | .462  | 0   | 0    | ---   | 2  | 2   | 1.000 | 7   | 9   | 16  | 1   | 1  | 0  | 1   | 0  | 0   | 14  | 7.0  |
| Hibbert     | 2 | 2  | 42  | 5  | 9   | .556  | 0   | 0    | ---   | 3  | 6   | .500  | 4   | 5   | 9   | 6   | 4  | 0  | 2   | 4  | 1   | 13  | 6.5  |
| Young       | 1 | 1  | 25  | 1  | 9   | .111  | 1   | 5    | .200  | 2  | 2   | 1.000 | 2   | 1   | 3   | 2   | 1  | 0  | 0   | 0  | 0   | 5   | 5.0  |
| Black       | 1 | 0  | 4   | 1  | 3   | .333  | 0   | 0    | ---   | 0  | 2   | .000  | 1   | 2   | 3   | 0   | 0  | 0  | 1   | 1  | 0   | 2   | 2.0  |
| Kelly       | 1 | 0  | 3   | 1  | 1   | 1.000 | 0   | 0    | ---   | 0  | 0   | ---   | 0   | 0   | 0   | 0   | 0  | 0  | 0   | 0  | 0   | 2   | 2.0  |
| World Peace | 2 | 0  | 34  | 1  | 8   | .125  | 1   | 4    | .250  | 0  | 0   | ---   | 3   | 3   | 6   | 2   | 5  | 0  | 1   | 1  | 0   | 3   | 1.5  |

**CURRENT STREAK**

Lost 3

**LAST ROAD LOSS**

12/4/15 (87-100)

**FEWEST POINTS SCORED\***

74 vs. St. Louis, 12/29/55  
 75 @ Atlanta, 2/28/97

**CURRENT HOME STREAK**

Lost 2

**LARGEST WINNING MARGIN**

47 vs. Milwaukee, 12/16/51 (99-52)  
 46 vs. Atlanta, 1/9/04 (113-67)

**FEWEST POINTS ALLOWED\***

67 vs. Mil. Hawks, 11/6/54  
 67 vs. Atlanta, 1/9/04

**CURRENT ROAD STREAK**

Lost 1

**LARGEST LOSING MARGIN**

43 @ St. Louis, 2/14/59 (96-139)  
 29 vs. Atlanta, 3/4/16 (77-106)

**HIGH INDIV. GAME (LAKERS)**

52, E. Baylor vs. St. Louis, 12/13/61  
 52, E. Baylor vs. St. Louis, 12/11/61  
 42, J. West vs. Atlanta, 2/12/70

**LAST HOME WIN**

11/3/13 (105-103)

**MOST POINTS SCORED**

141 vs. Atlanta, 2/14/86

**HIGH INDIV. GAME (HAWKS)**

49, B. Pettit vs. St. Louis, 12/13/61  
 48, J. Drew vs. Atlanta, 2/12/78

**LAST ROAD WIN**

11/18/14 (114-109)

**MOST POINTS ALLOWED**

139 @ St. Louis, 2/14/59  
 129 @ Atlanta, 10/11/73

**LAST HOME LOSS**

3/4/16 (77-106)





**Boston Celtics**

226 Causeway St., 4th Floor, Boston, MA 02114  
 phone: (617) 854-8000 / fax: (617) 523-5949 / www.celtics.com

**BASKETBALL DIRECTORY / GENERAL INFORMATION**

**Managing Partner, Governor & CEO:** Wyc Grousbeck  
**President of Basketball Operations:** Danny Ainge  
**Head Coach:** Brad Stevens  
**Assistant Coaches:** Jay Larranaga, Walter McCarty, Micah Shrewsberry, Jamie Young, Darren Erman  
**Athletic Trainer:** Ed Lacerte  
**Vice President, Media Services / Alumni Relations:** Jeff Twiss  
**Sr. Director of Public Relations:** Heather Walker  
**Media Services Manager:** Brian Olive  
**Home Court:** TD Garden (18,624) - opened in 1995  
**Colors:** Green, Gold, Black, Brown, Beige and White  
**Radio:** CBS Radio Boston Broadcasters - Sean Grande, Cedric Maxwell  
**Television:** Comcast SportsNet - Mike Gorman, Tom Heinsohn, Brian Scalabrine, Abby Chin



**FRANCHISE TIMELINE**

Boston Celtics (founded 1946-47)

**ALL-TIME WIN / LOSS**

|                        | Home         | Away         | Neutral     | Overall        |
|------------------------|--------------|--------------|-------------|----------------|
| Minneapolis Era        | 22-8         | 10-27        | 5-19        | 37-54          |
| Los Angeles Era        | 52-42        | 39-52        | 0-8         | 91-102         |
| <b>All-Time Totals</b> | <b>74-50</b> | <b>49-79</b> | <b>5-27</b> | <b>128-156</b> |

**2015-16 RESULTS**

12/30/15 @ Boston 112-104 (W)  
 4/3/16 vs. Boston 100-107 (L)

**2016-17 MEETINGS**

2/3/17 @ Boston 5:00 pm (ESPN)  
 3/3/17 vs. Boston 7:30 pm

**LAKERS 2015-16 STATISTICS VS. BOSTON**

|          | G | GS | MIN | FG | FGA | FG%  | FG3 | FG3A | FG3%  | FT | FTA | FT%   | OFF | DEF | TOT | AST | PF | DQ | STL | TO | BLK | PTS | P/G  |
|----------|---|----|-----|----|-----|------|-----|------|-------|----|-----|-------|-----|-----|-----|-----|----|----|-----|----|-----|-----|------|
| Bryant   | 2 | 2  | 66  | 16 | 46  | .348 | 6   | 16   | .375  | 11 | 15  | .733  | 2   | 13  | 15  | 4   | 7  | 0  | 3   | 4  | 0   | 49  | 24.5 |
| Williams | 1 | 1  | 35  | 7  | 9   | .778 | 1   | 2    | .500  | 4  | 4   | 1.000 | 1   | 3   | 4   | 2   | 1  | 0  | 2   | 1  | 0   | 19  | 19.0 |
| Randle   | 2 | 1  | 56  | 13 | 27  | .481 | 1   | 1    | 1.000 | 8  | 12  | .667  | 5   | 17  | 22  | 6   | 4  | 0  | 0   | 2  | 0   | 35  | 17.5 |
| Russell  | 2 | 1  | 63  | 11 | 31  | .355 | 2   | 11   | .182  | 0  | 1   | .000  | 3   | 12  | 15  | 9   | 1  | 0  | 1   | 8  | 1   | 24  | 12.0 |
| Bass     | 1 | 0  | 24  | 2  | 4   | .500 | 0   | 0    | ---   | 5  | 5   | 1.000 | 1   | 5   | 6   | 3   | 4  | 0  | 0   | 0  | 0   | 9   | 9.0  |
| Young    | 1 | 0  | 19  | 3  | 6   | .500 | 2   | 3    | .667  | 0  | 0   | ---   | 0   | 1   | 1   | 0   | 0  | 0  | 0   | 0  | 0   | 8   | 8.0  |
| Huertias | 1 | 0  | 24  | 3  | 6   | .500 | 0   | 0    | ---   | 0  | 0   | ---   | 0   | 3   | 3   | 5   | 2  | 0  | 0   | 2  | 0   | 6   | 6.0  |
| Nance    | 2 | 1  | 36  | 5  | 9   | .556 | 0   | 0    | ---   | 1  | 2   | .500  | 5   | 7   | 12  | 4   | 7  | 0  | 1   | 0  | 0   | 11  | 5.5  |
| Black    | 1 | 0  | 19  | 2  | 4   | .500 | 0   | 0    | ---   | 0  | 2   | .000  | 1   | 2   | 3   | 1   | 1  | 0  | 0   | 0  | 1   | 4   | 4.0  |
| Hibbert  | 2 | 2  | 52  | 1  | 8   | .125 | 0   | 0    | ---   | 2  | 2   | 1.000 | 2   | 7   | 9   | 6   | 5  | 0  | 0   | 1  | 4   | 4   | 2.0  |
| Kelly    | 1 | 0  | 15  | 1  | 3   | .333 | 0   | 1    | .000  | 0  | 0   | ---   | 1   | 1   | 2   | 0   | 1  | 0  | 0   | 0  | 0   | 2   | 2.0  |

**CURRENT STREAK**

Lost 1

**LAST HOME LOSS**

4/3/16 (100-107)

**MOST POINTS ALLOWED**

173 @ Boston, 2/27/59  
 140 @ Boston, 12/17/60

**CURRENT HOME STREAK**

Lost 1

**LAST ROAD LOSS**

12/5/14 (96-113)

**FEWEST POINTS SCORED\***

75 @ Boston, 11/11/55  
 78 @ Boston, 11/27/63

**CURRENT ROAD STREAK**

Won 1

**LARGEST WINNING MARGIN**

37 @ Boston, 2/11/68 (141-104)

**FEWEST POINTS ALLOWED\***

73 @ Boston, 3/16/69

**LAST HOME WIN**

2/22/15 (118-111 OT)

**LARGEST LOSING MARGIN**

44 @ Boston, 11/11/55 (75-119)  
 36 @ Boston, 11/27/63 (78-114)

**HIGH INDIV. GAME (LAKERS)**

50, E. Baylor @ Boston, 2/13/63

**LAST ROAD WIN**

12/30/15 (112-104)

**MOST POINTS SCORED**

141 @ Boston, 2/11/68

**HIGH INDIV. GAME (CELTICS)**

42, P. Pierce vs. Boston, 3/13/01



\* since introduction of the shot clock in 1954-55



## BROOKLYN NETS



### Brooklyn Nets

15 MetroTech Center, 11th Floor, Brooklyn, NY 11201  
phone: (718) 933-3000 / www.brooklynnets.com

### BASKETBALL DIRECTORY / GENERAL INFORMATION

Principal Owner: Mikhail Prokhorov

General Manager: Sean Marks

Head Coach: Kenny Atkinson

Assistant Coaches: Jacque Vaughn, Chris Fleming, Bret Brielmaier

Head Athletic Trainer/Physical Therapist: Lloyd Beckett

Senior Director, Public Relations: Aaron Harris

Senior Managers, Public Relations: Eli Pearlstein, Mitch Heckart

Home Court: Barclays Center (17,732) - opened in 2012

Colors: Black and White

Radio: WFAN (660 AM / 101.9 FM) - Chris Carrino, Tim Capstraw

Television: YES Network - Ian Eagle, Mike Fratello, Sarah Kustok, Donny Marshall, Ryan Ruocco, Jim Spanarkel

### FRANCHISE TIMELINE

|                 |                   |           |
|-----------------|-------------------|-----------|
| New York Nets   | (founded 1976-77) | WL: 4-0   |
| New Jersey Nets | (founded 1977-78) | WL: 52-19 |
| Brooklyn Nets   | (founded 2012-13) | WL: 5-3   |

### ALL-TIME WIN / LOSS

|                 |       |       |         |         |
|-----------------|-------|-------|---------|---------|
|                 | Home  | Away  | Neutral | Overall |
| Lakers vs. Nets | 32-10 | 29-12 | -       | 61-22   |

### 2015-16 RESULTS

|         |              |            |
|---------|--------------|------------|
| 11/6/15 | @ Brooklyn   | 104-98 (W) |
| 3/1/16  | vs. Brooklyn | 107-101(W) |

### 2016-17 MEETINGS

|          |              |         |
|----------|--------------|---------|
| 11/15/16 | vs. Brooklyn | 7:30 pm |
| 12/14/16 | @ Brooklyn   | 4:30 pm |

### LAKERS 2015-16 STATISTICS VS. BROOKLYN

|             | G | GS | MIN | FG | FGA | FG%  | FG3 | FG3A | FG3% | FT | FTA | FT%  | OFF DEF | TOT | AST | PF | DQ | STL | TO | BLK | PTS | P/G  |      |
|-------------|---|----|-----|----|-----|------|-----|------|------|----|-----|------|---------|-----|-----|----|----|-----|----|-----|-----|------|------|
| Russell     | 2 | 2  | 59  | 20 | 30  | .667 | 10  | 15   | .667 | 5  | 7   | .714 | 2       | 8   | 10  | 3  | 2  | 0   | 4  | 4   | 0   | 55   | 27.5 |
| Bryant      | 1 | 1  | 31  | 5  | 16  | .313 | 1   | 4    | .250 | 7  | 8   | .875 | 0       | 3   | 3   | 3  | 0  | 1   | 3  | 0   | 18  | 18.0 |      |
| Clarkson    | 2 | 2  | 67  | 12 | 27  | .444 | 2   | 9    | .222 | 6  | 8   | .750 | 3       | 6   | 9   | 10 | 2  | 0   | 2  | 4   | 0   | 32   | 16.0 |
| Randle      | 2 | 2  | 63  | 11 | 22  | .500 | 0   | 0    | ---  | 6  | 9   | .667 | 0       | 20  | 20  | 4  | 5  | 0   | 2  | 5   | 1   | 28   | 14.0 |
| Hibbert     | 2 | 2  | 53  | 8  | 13  | .615 | 0   | 0    | ---  | 0  | 0   | ---  | 3       | 9   | 12  | 3  | 9  | 0   | 1  | 3   | 3   | 16   | 8.0  |
| Williams    | 2 | 0  | 34  | 3  | 11  | .273 | 1   | 6    | .167 | 9  | 10  | .900 | 0       | 1   | 1   | 3  | 2  | 0   | 1  | 1   | 0   | 16   | 8.0  |
| Young       | 2 | 0  | 40  | 4  | 14  | .286 | 3   | 9    | .333 | 2  | 3   | .667 | 0       | 3   | 3   | 1  | 3  | 0   | 1  | 1   | 1   | 13   | 6.5  |
| Nance       | 2 | 0  | 32  | 5  | 8   | .625 | 0   | 1    | .000 | 2  | 4   | .500 | 2       | 8   | 10  | 1  | 7  | 0   | 0  | 2   | 1   | 12   | 6.0  |
| Bass        | 2 | 0  | 21  | 2  | 6   | .333 | 0   | 0    | ---  | 3  | 4   | .750 | 0       | 4   | 4   | 0  | 3  | 0   | 0  | 0   | 2   | 7    | 3.5  |
| Black       | 2 | 0  | 22  | 1  | 2   | .500 | 0   | 0    | ---  | 5  | 8   | .625 | 2       | 6   | 8   | 0  | 4  | 0   | 2  | 4   | 1   | 7    | 3.5  |
| World Peace | 1 | 0  | 17  | 1  | 3   | .333 | 1   | 3    | .333 | 0  | 0   | ---  | 0       | 3   | 3   | 1  | 0  | 0   | 1  | 0   | 1   | 3    | 3.0  |
| Brown       | 1 | 1  | 26  | 1  | 6   | .167 | 0   | 1    | .000 | 0  | 0   | ---  | 1       | 2   | 3   | 2  | 3  | 0   | 0  | 1   | 0   | 2    | 2.0  |
| Huertias    | 1 | 0  | 14  | 1  | 3   | .333 | 0   | 1    | .000 | 0  | 0   | ---  | 0       | 0   | 0   | 5  | 1  | 0   | 0  | 1   | 0   | 2    | 2.0  |

### CURRENT STREAK

Won 2

### LAST ROAD LOSS

3/29/15 (99-107)

### FEWEST POINTS ALLOWED

80 vs. New Jersey, 11/26/99

### CURRENT HOME STREAK

Won 1

### LARGEST WINNING MARGIN

27 vs. New Jersey, 11/25/08 (120-93)

### HIGH INDIV. GAME (LAKERS)

50, S. O'Neal @ New Jersey, 4/2/98

### CURRENT ROAD STREAK

Won 1

### LARGEST LOSING MARGIN

27 @ New Jersey, 12/19/02 (71-98)

### HIGH INDIV. GAME (NETS)

50, S. Marbury @ New Jersey, 2/13/01

### LAST HOME WIN

3/1/16 (107-101)

### MOST POINTS SCORED

147 vs. New Jersey, 11/25/83

### LAST ROAD WIN

11/6/15 (104-98)

### MOST POINTS ALLOWED

123 vs. New Jersey, 11/25/83

### LAST HOME LOSS

2/20/15 (105-114)

### FEWEST POINTS SCORED

71 @ New Jersey, 12/19/02





**Charlotte Hornets**

333 E. Trade Street, Charlotte, NC 28202  
 phone: (704) 688-8600 / www.hornets.com

**BASKETBALL DIRECTORY / GENERAL INFORMATION**

**Chairman:** Michael Jordan  
**Vice Chairman:** Curtis Polk  
**General Manager:** Rich Cho  
**Head Coach:** Steve Clifford  
**Associate Head Coach:** Patrick Ewing  
**Assistant Coaches:** Stephen Silas, Pat Delaney, Bob Weiss, Steve Hetzel, Bruce Kruetzer  
**Head Athletic Trainer:** Steve Stricker  
**Communications:** Mike Cristaldi, Josh Rosen, Brian Travis, Danny Franks  
**Home Court:** Spectrum Center (19,077)  
**Colors:** Purple, Teal, Black, Cool Gray and Light Blue  
**Radio:** WFNZ - Steve Martin, Matt Carroll  
**Television:** Fox Sports Southeast - Eric Collins, Dell Curry, Stephanie Ready



**FRANCHISE TIMELINE**

Charlotte Hornets (founded 1988-89) W/L: 21-8  
 Charlotte Bobcats (founded 2004-05) W/L: 10-9  
 Charlotte Hornets (founded 2014-15) W/L: 1-3

**ALL-TIME WIN / LOSS**

|                    | Home | Away  | Neutral | Overall |
|--------------------|------|-------|---------|---------|
| Lakers vs. Hornets | 18-9 | 14-11 | -       | 32-20   |

**2015-16 RESULTS**

12/28/15 @ Charlotte 98-108 (L)  
 1/31/16 vs. Charlotte 82-101 (L)

**2016-17 MEETINGS**

12/20/16 @ Charlotte 4:00 pm  
 2/28/17 vs. Charlotte 7:30 pm

**LAKERS 2015-16 STATISTICS VS. CHARLOTTE**

|          | G | GS | MIN | FG | FGA | FG%   | FG3 | FG3A | FG3%  | FT | FTA | FT%   | OFF | DEF | TOT | AST | PF | DQ | STL | TO | BLK | PTS | P/G  |
|----------|---|----|-----|----|-----|-------|-----|------|-------|----|-----|-------|-----|-----|-----|-----|----|----|-----|----|-----|-----|------|
| Bryant   | 2 | 2  | 55  | 13 | 38  | .342  | 7   | 20   | .350  | 10 | 11  | .909  | 2   | 10  | 12  | 5   | 3  | 0  | 2   | 3  | 0   | 43  | 21.5 |
| Nance    | 1 | 1  | 27  | 6  | 7   | .857  | 0   | 0    | ---   | 0  | 0   | ---   | 1   | 6   | 7   | 0   | 3  | 0  | 0   | 0  | 0   | 12  | 12.0 |
| Williams | 2 | 2  | 66  | 5  | 23  | .217  | 2   | 11   | .182  | 10 | 10  | 1.000 | 1   | 5   | 6   | 9   | 2  | 0  | 2   | 4  | 1   | 22  | 11.0 |
| Clarkson | 2 | 2  | 65  | 7  | 24  | .292  | 3   | 7    | .429  | 4  | 5   | .800  | 2   | 4   | 6   | 7   | 7  | 0  | 1   | 1  | 1   | 21  | 10.5 |
| Randle   | 2 | 1  | 50  | 9  | 18  | .500  | 1   | 1    | 1.000 | 2  | 2   | 1.000 | 1   | 16  | 17  | 2   | 6  | 0  | 0   | 2  | 0   | 21  | 10.5 |
| Russell  | 2 | 0  | 54  | 5  | 10  | .500  | 0   | 5    | .000  | 5  | 7   | .714  | 0   | 8   | 8   | 5   | 3  | 0  | 3   | 8  | 1   | 15  | 7.5  |
| Bass     | 2 | 0  | 41  | 5  | 9   | .556  | 0   | 0    | ---   | 4  | 4   | 1.000 | 1   | 3   | 4   | 3   | 4  | 0  | 2   | 1  | 1   | 14  | 7.0  |
| Young    | 2 | 0  | 41  | 3  | 12  | .250  | 3   | 9    | .333  | 4  | 5   | .800  | 0   | 4   | 4   | 3   | 1  | 0  | 0   | 2  | 0   | 13  | 6.5  |
| Kelly    | 1 | 0  | 17  | 3  | 9   | .333  | 0   | 3    | .000  | 0  | 2   | .000  | 0   | 6   | 6   | 0   | 3  | 0  | 3   | 2  | 1   | 6   | 6.0  |
| Hibbert  | 2 | 2  | 50  | 4  | 11  | .364  | 0   | 0    | ---   | 0  | 0   | ---   | 2   | 8   | 10  | 2   | 4  | 0  | 0   | 2  | 6   | 8   | 4.0  |
| Huertias | 1 | 0  | 7   | 1  | 3   | .333  | 1   | 2    | .500  | 0  | 0   | ---   | 0   | 1   | 1   | 1   | 1  | 0  | 0   | 1  | 0   | 3   | 3.0  |
| Sacre    | 1 | 0  | 7   | 1  | 1   | 1.000 | 0   | 0    | ---   | 0  | 0   | ---   | 0   | 2   | 2   | 0   | 0  | 0  | 0   | 0  | 1   | 2   | 2.0  |

**CURRENT STREAK**

Lost 3

**LAST HOME LOSS**

1/31/16 (108-120)

**MOST POINTS ALLOWED**

141 @ Charlotte, 11/24/93

**CURRENT HOME STREAK**

Lost 1

**LAST ROAD LOSS**

12/28/15 (98-108)

**FEWEST POINTS SCORED**

78 @ Charlotte, 11/6/96

**CURRENT ROAD STREAK**

Lost 2

**LARGEST WINNING MARGIN**

41 @ Charlotte, 3/12/02 (107-66)

**FEWEST POINTS ALLOWED**

66 vs. Charlotte, 3/12/02

**LAST HOME WIN**

11/9/14 (107-92)

**LARGEST LOSING MARGIN**

20 @ Charlotte, 2/14/11 (109-89)

**HIGH INDIV. GAME (LAKERS)**

58, K. Bryant @ Charlotte, 12/29/06 (30T)

**LAST ROAD WIN**

12/14/13 (88-85)

**MOST POINTS SCORED**

128 vs. Charlotte, 1/15/91

**HIGH INDIV. GAME (HORNETS)**


40, A. Jefferson vs. Charlotte, 1/31/14







# CHICAGO BULLS



## Chicago Bulls

1901 West Madison Street, Chicago, IL 60612  
phone: (312) 455-4000 / [www.bulls.com](http://www.bulls.com)

## BASKETBALL DIRECTORY / GENERAL INFORMATION

**Chairman:** Jerry Reinsdorf

**President & COO:** Michael Reinsdorf

**Executive Vice President, Basketball Operations:** John Paxson

**Head Coach:** Fred Hoiberg

**Associate Head Coach:** Jim Boylen

**Assistant Coaches:** Pete Myers, Randy Brown,  
Mike Wilhelm, Charlie Henry

**Head Athletic Trainer:** Jeff Tanaka

**Senior Director of Public & Media Relations:** Tim Hallam

**Senior Manager of Public & Media Relations:** Matt Yob

**Manager of Public & Media Relations:** Beth Esler

**Home Court:** United Center (20,917) - opened in 1994

**Colors:** Red, White and Black

**Radio:** WLS (AM 890) - Chuck Swirsky, Bill Wennington

**Spanish Radio:** WRTO (1200 AM) - Omar Ramos, Matt Moreno

**Television:** WGN (Ch. 9) / Comcast SportsNet

Chicago (cable) - Neil Funk, Stacey King

## FRANCHISE TIMELINE

Chicago Bulls (founded 1966-67)

## ALL-TIME WIN / LOSS

|                  | Home  | Away  | Neutral | Overall |
|------------------|-------|-------|---------|---------|
| Lakers vs. Bulls | 47-27 | 37-34 | 2-1     | 86-62   |

## 2015-16 RESULTS

1/28/16 vs. Chicago 91-114 (L)  
2/21/16 @ Chicago 115-126 (L)

## 2016-17 MEETINGS

11/20/16 vs. Chicago 6:30 pm  
11/30/16 @ Chicago 5:00 pm

## LAKERS 2015-16 STATISTICS VS. CHICAGO

|          | G | GS | MIN | FG | FGA | FG%   | FG3 | FG3A | FG3% | FT | FTA | FT%   | OFF | DEF | TOT | AST | PF | DQ | STL | TO | BLK | PTS | P/G  |
|----------|---|----|-----|----|-----|-------|-----|------|------|----|-----|-------|-----|-----|-----|-----|----|----|-----|----|-----|-----|------|
| Clarkson | 2 | 2  | 64  | 12 | 30  | .400  | 4   | 8    | .500 | 8  | 11  | .727  | 6   | 7   | 13  | 8   | 4  | 0  | 1   | 3  | 0   | 36  | 18.0 |
| Randle   | 2 | 2  | 59  | 14 | 27  | .519  | 0   | 1    | .000 | 8  | 9   | .889  | 4   | 16  | 20  | 1   | 6  | 0  | 1   | 3  | 1   | 36  | 18.0 |
| Bryant   | 2 | 2  | 53  | 12 | 33  | .364  | 3   | 14   | .214 | 5  | 7   | .714  | 2   | 6   | 8   | 4   | 3  | 0  | 2   | 2  | 0   | 32  | 16.0 |
| Williams | 1 | 0  | 25  | 3  | 6   | .500  | 1   | 2    | .500 | 4  | 7   | .571  | 0   | 2   | 2   | 1   | 0  | 0  | 1   | 1  | 0   | 11  | 11.0 |
| Bass     | 2 | 0  | 49  | 6  | 10  | .600  | 0   | 0    | ---  | 7  | 8   | .875  | 5   | 6   | 11  | 4   | 3  | 0  | 1   | 1  | 4   | 19  | 9.5  |
| Russell  | 2 | 1  | 58  | 7  | 20  | .350  | 3   | 6    | .500 | 1  | 2   | .500  | 1   | 5   | 6   | 10  | 3  | 0  | 2   | 5  | 0   | 18  | 9.0  |
| Young    | 2 | 0  | 49  | 6  | 16  | .375  | 4   | 10   | .400 | 1  | 2   | .500  | 2   | 2   | 4   | 0   | 3  | 0  | 0   | 3  | 0   | 17  | 8.5  |
| Brown    | 1 | 1  | 35  | 3  | 9   | .333  | 1   | 4    | .250 | 0  | 0   | ---   | 0   | 3   | 3   | 1   | 1  | 0  | 1   | 1  | 0   | 7   | 7.0  |
| Hibbert  | 2 | 2  | 40  | 6  | 12  | .500  | 0   | 0    | ---  | 0  | 0   | ---   | 2   | 2   | 4   | 1   | 8  | 0  | 0   | 1  | 2   | 12  | 6.0  |
| Kelly    | 1 | 0  | 5   | 2  | 2   | 1.000 | 0   | 0    | ---  | 2  | 4   | .500  | 1   | 2   | 3   | 0   | 0  | 0  | 0   | 0  | 0   | 6   | 6.0  |
| Nance    | 2 | 0  | 34  | 4  | 9   | .444  | 0   | 0    | ---  | 2  | 4   | .500  | 4   | 5   | 9   | 1   | 4  | 0  | 1   | 1  | 1   | 10  | 5.0  |
| Black    | 1 | 0  | 5   | 0  | 2   | .000  | 0   | 0    | ---  | 2  | 2   | 1.000 | 0   | 0   | 0   | 0   | 2  | 0  | 1   | 0  | 0   | 2   | 2.0  |
| Huertias | 1 | 0  | 5   | 0  | 2   | .000  | 0   | 1    | .000 | 0  | 0   | ---   | 1   | 1   | 2   | 3   | 0  | 0  | 0   | 0  | 0   | 0   | 0.0  |

## CURRENT STREAK

Lost 2

## LAST ROAD LOSS

2/21/16 (115-126)

## FEWEST POINTS SCORED

76 vs. Chicago, 11/17/74

## CURRENT HOME STREAK

Lost 1

## LARGEST WINNING MARGIN

28 vs. Chicago, 11/18/07 (106-78)

## FEWEST POINTS ALLOWED

72 vs. Chicago, 11/19/06

## CURRENT ROAD STREAK

Lost 5

## LARGEST LOSING MARGIN

23 vs. Chicago, 1/28/16 (91-114)  
23 @ Chicago, 2/18/75 (105-128)

## HIGH INDIV. GAME (LAKERS)

45, E. Baylor @ Chicago, 10/19/66

## LAST HOME WIN

1/29/15 (123-118 2OT)

## MOST POINTS SCORED

154 vs. Chicago, 11/23/66

## HIGH INDIV. GAME (BULLS)

54, M. Jordan vs. Chicago, 11/20/92

## LAST ROAD WIN

12/15/09 (96-87)

## MOST POINTS ALLOWED

134 @ Chicago, 10/19/66

## LAST HOME LOSS

1/28/16 (91-118)





**Cleveland Cavaliers**  
 One Center Court, Cleveland, OH 44115  
 phone: (216) 420-2000 / www.cavs.com

**BASKETBALL DIRECTORY / GENERAL INFORMATION**

**Chairman:** Dan Gilbert  
**General Manager:** David Griffin  
**Head Coach:** Tyronn Lue  
**Associate Head Coach:** Larry Drew  
**Assistant Coaches:** Jim Boylan, Mike Longabardi, James Posey, Damon Jones  
**Head Athletic Trainer:** Steve Spiro  
**Sr. Vice President, Communications:** Tad Carper  
**Director of Basketball Communications:** B.J. Evans  
**Basketball Communications Sr. Manager:** Jeff Schaefer  
**Home Court:** Quicken Loans Arena (20,562) - opened in 1994  
**Colors:** Wine and Gold  
**Radio:** WTAM (1100 AM) - John Michael, Jim Chones, Mike Snyder  
**Spanish Radio:** LA MEGA (87.7 FM) - Rafael Hernández Brito  
**Television:** FOX Sports Ohio - Fred McLeod, Austin Carr, Allie Clifton



**FRANCHISE TIMELINE**

Cleveland Cavaliers (founded 1970-71)

**ALL-TIME WIN / LOSS**

|                      |               |               |              |                  |
|----------------------|---------------|---------------|--------------|------------------|
| Lakers vs. Cavaliers | Home<br>37-17 | Away<br>24-30 | Neutral<br>- | Overall<br>61-47 |
|----------------------|---------------|---------------|--------------|------------------|

**2015-16 RESULTS**

2/10/16 @ Cleveland 111-120 (L)  
 3/10/16 vs. Cleveland 108-120 (L)

**2016-17 MEETINGS**

12/17/16 @ Cleveland 4:30 pm  
 3/19/17 vs. Cleveland 6:30 pm

**LAKERS 2015-16 STATISTICS VS. CLEVELAND**

|             | G | GS | MIN | FG | FGA | FG%  | FG3 | FG3A | FG3% | FT | FTA | FT%   | OFF | DEF | TOT | AST | PF | DQ | STL | TO | BLK | PTS  | P/G  |
|-------------|---|----|-----|----|-----|------|-----|------|------|----|-----|-------|-----|-----|-----|-----|----|----|-----|----|-----|------|------|
| Williams    | 1 | 1  | 36  | 9  | 15  | .600 | 4   | 6    | .667 | 6  | 7   | .857  | 1   | 3   | 4   | 2   | 0  | 0  | 0   | 1  | 28  | 28.0 |      |
| Bryant      | 2 | 2  | 65  | 16 | 32  | .500 | 6   | 11   | .545 | 5  | 6   | .833  | 1   | 10  | 11  | 5   | 3  | 0  | 2   | 3  | 1   | 43   | 21.5 |
| Russell     | 2 | 1  | 61  | 13 | 30  | .433 | 7   | 15   | .467 | 6  | 6   | 1.000 | 2   | 4   | 6   | 8   | 5  | 0  | 2   | 4  | 0   | 39   | 19.5 |
| Clarkson    | 2 | 2  | 70  | 10 | 27  | .370 | 3   | 11   | .273 | 4  | 4   | 1.000 | 1   | 6   | 7   | 8   | 1  | 0  | 3   | 2  | 0   | 27   | 13.5 |
| Huertas     | 1 | 0  | 28  | 6  | 10  | .600 | 0   | 1    | .000 | 1  | 1   | 1.000 | 0   | 3   | 3   | 5   | 4  | 0  | 1   | 1  | 2   | 13   | 13.0 |
| Randle      | 2 | 2  | 59  | 8  | 17  | .471 | 0   | 0    | ---  | 6  | 7   | .857  | 2   | 15  | 17  | 1   | 7  | 0  | 2   | 5  | 0   | 22   | 11.0 |
| Bass        | 2 | 0  | 56  | 7  | 10  | .700 | 0   | 0    | ---  | 5  | 5   | 1.000 | 2   | 13  | 15  | 3   | 6  | 0  | 0   | 0  | 2   | 19   | 9.5  |
| Hibbert     | 2 | 2  | 33  | 6  | 8   | .750 | 0   | 0    | ---  | 1  | 2   | .500  | 2   | 1   | 3   | 0   | 5  | 0  | 1   | 4  | 0   | 13   | 6.5  |
| World Peace | 2 | 0  | 29  | 2  | 11  | .182 | 0   | 6    | .000 | 4  | 8   | .500  | 2   | 4   | 6   | 1   | 4  | 0  | 1   | 0  | 0   | 8    | 4.0  |
| Black       | 2 | 0  | 23  | 3  | 5   | .600 | 0   | 0    | ---  | 0  | 0   | ---   | 2   | 4   | 6   | 0   | 4  | 0  | 1   | 2  | 1   | 6    | 3.0  |
| Nance       | 1 | 0  | 20  | 0  | 1   | .000 | 0   | 0    | ---  | 1  | 2   | .500  | 0   | 0   | 0   | 1   | 2  | 0  | 0   | 0  | 0   | 1    | 1.0  |

**CURRENT STREAK**

Lost 4

**LAST HOME LOSS**

3/10/16 (108-120)

**MOST POINTS ALLOWED**

154 @ Cleveland, 1/29/80 (4OT)  
 129 vs. Cleveland, 11/5/85

**CURRENT HOME STREAK**

Lost 3

**LAST ROAD LOSS**

2/10/16 (111-120)

**FEWEST POINTS SCORED**

70 @ Cleveland, 11/11/02

**CURRENT ROAD STREAK**

Lost 2

**LARGEST WINNING MARGIN**

55 vs. Cleveland, 1/11/11 (112-57)

**FEWEST POINTS ALLOWED**

57 vs. Cleveland, 1/11/11

**LAST HOME WIN**

1/13/13 (113-93)

**LARGEST LOSING MARGIN**

38 @ Cleveland, 11/30/94 (79-117)

**HIGH INDIV. GAME (LAKERS)**

47, K. Bryant @ Cleveland, 1/30/01

**LAST ROAD WIN**

2/5/14 (119-108)

**MOST POINTS SCORED**

153 @ Cleveland, 1/29/80 (4OT)  
 140 vs. Cleveland, 11/11/79

**HIGH INDIV. GAME (CAVALIERS)**

41, L. James vs. Cleveland, 1/27/08





# DALLAS MAVERICKS



## Dallas Mavericks

American Airlines Center, 2500 Victory Ave., Dallas, TX 75219  
phone: (214) 665-4660 / www.mavs.com

## BASKETBALL DIRECTORY / GENERAL INFORMATION

**Owner:** Mark Cuban  
**President of Basketball Operations / General Manager:** Donn Nelson  
**Head Coach:** Rick Carlisle  
**Assistant Coaches:** Kaleb Canales, Melvin Hunt, Jamahl Mosley, Darrell Armstrong, Larry Shyatt  
**Head Athletic Trainer:** Casey Smith  
**Communications:** Sarah Melton, Scott Tomlin, Alan Rakowski  
**Home Court:** American Airlines Center (19,200)  
**Colors:** Blue, Black and Silver  
**Radio:** ESPN Radio (103.3 FM) - Chuck Cooperstein, Brad Davis  
**Spanish Radio:** ESPN Deportes (1540 AM) - Victor Villalba  
**Television:** Fox Sports Southwest - Mark Followill, Derek Harper, Jeff Wade

## FRANCHISE TIMELINE

Dallas Mavericks (founded 1980-81)

## ALL-TIME WIN / LOSS

|                      | Home  | Away  | Neutral | Overall |
|----------------------|-------|-------|---------|---------|
| Lakers vs. Mavericks | 56-17 | 48-25 | -       | 104-42  |

## 2015-16 RESULTS

11/1/15 vs. Dallas 93-103 (L)  
11/13/15 @ Dallas 82-90 (L)  
1/26/16 vs. Dallas 90-92 (L)

## 2016-17 MEETINGS

11/8/16 vs. Dallas 7:30 pm  
12/29/16 vs. Dallas 7:30 pm (TNT)  
1/22/17 @ Dallas 12:30 pm  
3/7/17 @ Dallas 5:30pm

## LAKERS 2015-16 STATISTICS VS. DALLAS

|             | G | GS | MIN | FG | FGA | FG%   | FG3 | FG3A | FG3% | FT | FTA  | FT%   | OFF | DEF | TOT | AST | PF | DQ | STL | TO | BLK | PTS | P/G  |
|-------------|---|----|-----|----|-----|-------|-----|------|------|----|------|-------|-----|-----|-----|-----|----|----|-----|----|-----|-----|------|
| Bryant      | 2 | 2  | 64  | 10 | 30  | .333  | 5   | 16   | .313 | 9  | 9    | 1.000 | 2   | 8   | 10  | 4   | 7  | 0  | 0   | 7  | 0   | 34  | 17.0 |
| Clarkson    | 3 | 3  | 98  | 17 | 41  | .415  | 6   | 13   | .462 | 6  | 7    | .857  | 5   | 5   | 10  | 11  | 6  | 0  | 4   | 3  | 3   | 46  | 15.3 |
| Randle      | 3 | 3  | 95  | 17 | 40  | .425  | 0   | 2    | .000 | 10 | 15   | .667  | 0   | 36  | 36  | 8   | 11 | 0  | 5   | 8  | 4   | 44  | 14.7 |
| Williams    | 3 | 1  | 91  | 11 | 36  | .306  | 5   | 16   | .313 | 10 | 12   | .833  | 0   | 5   | 5   | 5   | 7  | 0  | 3   | 7  | 3   | 37  | 12.3 |
| Russell     | 3 | 2  | 76  | 11 | 32  | .344  | 5   | 17   | .294 | 4  | 6    | .667  | 2   | 9   | 11  | 6   | 5  | 0  | 4   | 5  | 1   | 31  | 10.3 |
| Hibbert     | 3 | 3  | 77  | 7  | 14  | .500  | 0   | 1    | .000 | 9  | 11   | .818  | 8   | 12  | 20  | 7   | 12 | 1  | 1   | 6  | 6   | 23  | 7.7  |
| Bass        | 3 | 0  | 52  | 8  | 14  | .571  | 0   | 1    | .000 | 6  | 8    | .750  | 10  | 9   | 19  | 3   | 7  | 0  | 1   | 5  | 3   | 22  | 7.3  |
| Young       | 3 | 0  | 61  | 4  | 15  | .267  | 4   | 10   | .400 | 4  | 4    | 1.000 | 2   | 9   | 11  | 2   | 4  | 0  | 2   | 1  | 1   | 16  | 5.3  |
| Huertas     | 1 | 0  | 11  | 2  | 3   | .667  | 0   | 0    | ---  | 0  | 0    | ---   | 1   | 0   | 1   | 3   | 2  | 0  | 0   | 0  | 1   | 4   | 4.0  |
| Black       | 1 | 0  | 8   | 1  | 1   | 1.000 | 0   | ---  | 1    | 2  | .500 | 0     | 3   | 3   | 0   | 2   | 0  | 0  | 1   | 0  | 3   | 3.0 |      |
| Brown       | 1 | 1  | 21  | 1  | 3   | .333  | 1   | 3    | .333 | 0  | 0    | ---   | 0   | 1   | 1   | 0   | 1  | 0  | 0   | 0  | 0   | 3   | 3.0  |
| Nance       | 2 | 0  | 34  | 1  | 5   | .200  | 0   | 1    | .000 | 0  | 0    | ---   | 1   | 11  | 12  | 1   | 5  | 0  | 0   | 1  | 0   | 2   | 1.0  |
| Kelly       | 1 | 0  | 14  | 0  | 4   | .000  | 0   | 2    | .000 | 0  | 0    | ---   | 0   | 4   | 4   | 1   | 0  | 0  | 1   | 0  | 1   | 0   | 0.0  |
| World Peace | 1 | 0  | 18  | 0  | 9   | .000  | 0   | 4    | .000 | 0  | 0    | ---   | 0   | 3   | 3   | 0   | 3  | 0  | 1   | 0  | 0   | 0   | 0.0  |

## CURRENT STREAK

Lost 10

## LAST HOME LOSS

1/26/16 (90-92)

## MOST POINTS ALLOWED

140 vs. Dallas, 11/21/14

## CURRENT HOME STREAK

Lost 5

## LAST ROAD LOSS

11/13/16 (82-90)

## FEWEST POINTS SCORED

72 @ Dallas, 11/19/02  
72 vs. Dallas, 3/11/07

## CURRENT ROAD STREAK

Lost 5

## LARGEST WINNING MARGIN

35 vs. Dallas, 1/3/10 (131-96)

## FEWEST POINTS ALLOWED

70 vs. Dallas, 1/16/12

## LAST HOME WIN

4/2/13 (101-81)

## LARGEST LOSING MARGIN

36 vs. Dallas, 3/11/07 (72-108)

## HIGH INDIV. GAME (LAKERS)

62, K. Bryant vs. Dallas, 12/20/05

## LAST ROAD WIN

2/24/13 (103-99)

## MOST POINTS SCORED

138 vs. Dallas, 3/14/82

## HIGH INDIV. GAME (MAVERICKS)

42, M. Aguirre vs. Dallas, 12/2/83





**Denver Nuggets**

1000 Chopper Circle, Denver, CO 80204  
 phone: (303) 405-1100 / www.nuggets.com

**BASKETBALL DIRECTORY / GENERAL INFORMATION**

**Owner:** E. Stanley Kroenke  
**President & Governor:** Josh Kroenke  
**General Manager & Executive VP, Basketball Operations:** Tim Connelly  
**Head Coach:** Michael Malone  
**Assistant Coaches:** Wes Unseld JR., Micah Nori, Jordi Fernandez, Ryan Bowen, Chris Finch  
**Player Development Coaches:** John Beckett, Stephen Graham, Ognjen Stojakovic  
**Head Athletic Trainer:** Dan Shimensky  
**Media Relations Director:** Tim Gelt  
**Media Relations Manager:** Nick O'Hayre  
**Home Court:** Pepsi Center (19,718) - opened in 1999  
**Colors:** Light Blue, Dark Blue and Yellow  
**Radio:** Altitude Radio Network - Jason Kosnick  
**Television:** Altitude Sports & Entertainment - Chris Marlowe, Scott Hastings



**FRANCHISE TIMELINE**

Denver Nuggets (founded 1967-68)

**ALL-TIME WIN / LOSS**

|                    | Home  | Away  | Neutral | Overall |
|--------------------|-------|-------|---------|---------|
| Lakers vs. Nuggets | 56-25 | 45-39 | -       | 101-64  |

**2015-16 RESULTS**

|          |            |             |
|----------|------------|-------------|
| 11/3/15  | vs. Denver | 109-120 (L) |
| 12/22/15 | @ Denver   | 111-107 (W) |
| 3/2/16   | @ Denver   | 117-107 (W) |
| 3/25/16  | vs. Denver | 105-116 (L) |

**2016-17 MEETINGS**

|         |            |               |
|---------|------------|---------------|
| 1/17/17 | vs. Denver | 7:30 pm       |
| 1/31/17 | vs. Denver | 7:30 pm       |
| 3/13/17 | @ Denver   | 7:30 pm (TNT) |

**LAKERS 2015-16 STATISTICS VS. DENVER**

|             | G | GS | MIN | FG | FGA | FG%  | FG3 | FG3A | FG3% | FT | FTA | FT%   | OFF DEF | TOT | AST | PF | DQ | STL | TO | BLK | PTS | PIG |      |
|-------------|---|----|-----|----|-----|------|-----|------|------|----|-----|-------|---------|-----|-----|----|----|-----|----|-----|-----|-----|------|
| Clarkson    | 4 | 4  | 132 | 30 | 62  | .484 | 11  | 23   | .478 | 11 | 14  | .786  | 6       | 12  | 18  | 5  | 9  | 0   | 6  | 3   | 0   | 82  | 20.5 |
| Bryant      | 4 | 4  | 101 | 25 | 57  | .439 | 8   | 25   | .320 | 17 | 22  | .773  | 3       | 8   | 11  | 11 | 10 | 0   | 3  | 3   | 1   | 75  | 18.8 |
| Williams    | 3 | 1  | 101 | 14 | 30  | .467 | 5   | 13   | .385 | 22 | 30  | .733  | 2       | 8   | 10  | 10 | 5  | 0   | 6  | 2   | 1   | 55  | 18.3 |
| Randle      | 4 | 3  | 125 | 21 | 42  | .500 | 0   | 1    | .000 | 12 | 16  | .750  | 4       | 36  | 40  | 14 | 7  | 0   | 1  | 6   | 2   | 54  | 13.5 |
| Russell     | 4 | 3  | 90  | 15 | 42  | .357 | 6   | 19   | .316 | 3  | 5   | .600  | 0       | 5   | 5   | 13 | 9  | 0   | 2  | 7   | 1   | 39  | 9.8  |
| Bass        | 4 | 0  | 106 | 10 | 21  | .476 | 0   | 0    | ---  | 14 | 16  | .875  | 9       | 9   | 18  | 6  | 9  | 0   | 3  | 8   | 6   | 34  | 8.5  |
| Nance       | 2 | 1  | 39  | 7  | 15  | .467 | 0   | 1    | .000 | 0  | 0   | ---   | 2       | 3   | 5   | 0  | 7  | 0   | 1  | 0   | 2   | 14  | 7.0  |
| World Peace | 1 | 0  | 14  | 2  | 6   | .333 | 0   | 2    | .000 | 3  | 3   | 1.000 | 1       | 2   | 3   | 0  | 1  | 0   | 2  | 0   | 0   | 7   | 7.0  |
| Black       | 2 | 0  | 36  | 5  | 8   | .625 | 0   | 0    | ---  | 3  | 4   | .750  | 3       | 12  | 15  | 1  | 6  | 0   | 1  | 1   | 1   | 13  | 6.5  |
| Brown       | 1 | 0  | 31  | 2  | 6   | .333 | 2   | 5    | .400 | 0  | 0   | ---   | 0       | 4   | 4   | 1  | 2  | 0   | 1  | 1   | 0   | 6   | 6.0  |
| Hibbert     | 4 | 4  | 71  | 8  | 16  | .500 | 0   | 0    | ---  | 8  | 9   | .889  | 5       | 10  | 15  | 2  | 15 | 0   | 0  | 3   | 3   | 24  | 6.0  |
| Young       | 3 | 0  | 44  | 4  | 16  | .250 | 1   | 12   | .083 | 6  | 6   | 1.000 | 0       | 6   | 6   | 0  | 1  | 0   | 1  | 1   | 0   | 15  | 5.0  |
| Huertas     | 3 | 0  | 58  | 4  | 10  | .400 | 1   | 4    | .250 | 2  | 2   | 1.000 | 0       | 2   | 2   | 14 | 9  | 0   | 1  | 3   | 0   | 11  | 3.7  |
| Kelly       | 1 | 0  | 9   | 1  | 3   | .333 | 0   | 1    | .000 | 1  | 1   | 1.000 | 0       | 2   | 2   | 0  | 1  | 0   | 0  | 0   | 0   | 3   | 3.0  |
| Sacre       | 1 | 0  | 2   | 0  | 0   | ---  | 0   | 0    | ---  | 0  | 0   | ---   | 0       | 0   | 0   | 0  | 2  | 0   | 0  | 0   | 0   | 0   | 0.0  |

**CURRENT STREAK**

Lost 2

**LAST HOME LOSS**

3/25/16 (105-116)

**MOST POINTS ALLOWED**

148 vs. Denver, 3/29/81 (OT)  
 146 vs. Denver, 11/6/84

**CURRENT HOME STREAK**

Lost 6

**LAST ROAD LOSS**

3/2/16 (101-117)

**FEWEST POINTS SCORED**

74 vs. Denver, 2/3/95

**CURRENT ROAD STREAK**

Lost 1

**LARGEST WINNING MARGIN**

39 vs. Denver, 2/19/98 (131-92)

**FEWEST POINTS ALLOWED**

68 @ Denver, 11/21/01

**LAST HOME WIN**

11/30/12 (122-103)

**LARGEST LOSING MARGIN**

29 vs. Denver, 11/12/93 (84-113)

**HIGH INDIV. GAME (LAKERS)**

51, K. Bryant @ Denver, 2/12/03

**LAST ROAD WIN**

12/25/15 (111-117)

**MOST POINTS SCORED**

153 vs. Denver, 4/9/92

**HIGH INDIV. GAME (NUGGETS)**

51, A. Iverson @ Denver, 12/5/07





# DETROIT PISTONS



## Detroit Pistons

The Palace of Auburn Hills, 6 Championship Dr., Auburn Hills, MI 48326  
phone: (248) 377-0100 / fax: (248) 377-3260 / www.pistons.com

## BASKETBALL DIRECTORY / GENERAL INFORMATION

**Principal Owner:** Tom Gores  
**Vice Chairman:** Arn Tellem  
**President of Basketball Operations / Head Coach:** Stan Van Gundy  
**General Manager:** Jeff Bower  
**Associate Head Coach:** Bob Beyer  
**Assistant Coaches:** Malik Allen, Tim Hardaway, Charles Klask, Aaron Gray  
**Director of Sports Medicine / Head Athletic Trainer:** Jon Ishop  
**Vice President, Public Relations:** Kevin Grigg  
**Senior Director, Public Relations:** Cletus Lewis  
**Manager, Public Relations:** Michelle Fikany  
**Manager, Public Relations:** Michael Horan  
**Home Court:** The Palace of Auburn Hills (21,165) - opened in 1988  
**Colors:** Red, White, Blue  
**Radio:** WGMC (105.1 FM) - George Blaha, Mark Champion, Rick Mahorn  
**Television:** FS Detroit - George Blaha, Greg Kelsner

## FRANCHISE TIMELINE / LAKERS RECORD

Fort Wayne Pistons (founded 1948-49) W/L: 44-41  
Detroit Pistons (founded 1957-58) W/L: 160-88

## ALL-TIME WIN / LOSS

|                        | Home          | Away         | Neutral      | Overall        |
|------------------------|---------------|--------------|--------------|----------------|
| Minneapolis Era        | 32-14         | 20-31        | 12-13        | 64-58          |
| Los Angeles Era        | 72-24         | 59-37        | 9-10         | 140-71         |
| <b>All-Time Totals</b> | <b>104-38</b> | <b>79-68</b> | <b>21-23</b> | <b>204-129</b> |
| Lakers vs. Detroit     | 80-31         | 69-41        | 11-16        | 160-88         |

## 2015-16 RESULTS

11/15/15 vs. Detroit 97-85 (W)  
12/6/15 @ Detroit 91-111 (L)

## 2016-17 MEETINGS

1/15/17 vs. Detroit 6:30 pm  
2/8/17 @ Detroit 4:30 pm

## LAKERS 2015-16 STATISTICS VS. DETROIT

|             | G | GS | MIN | FG | FGA | FG%  | FG3 | FG3A | FG3%  | FT | FTA | FT%   | OFF | DEF | TOT | AST | PF | DQ | STL | TO | BLK | PTS | P/G  |
|-------------|---|----|-----|----|-----|------|-----|------|-------|----|-----|-------|-----|-----|-----|-----|----|----|-----|----|-----|-----|------|
| Williams    | 2 | 0  | 52  | 7  | 16  | .438 | 3   | 7    | .429  | 8  | 13  | .615  | 0   | 2   | 2   | 4   | 4  | 0  | 0   | 2  | 0   | 25  | 12.5 |
| Clarkson    | 2 | 2  | 59  | 8  | 21  | .381 | 2   | 5    | .400  | 6  | 10  | .600  | 1   | 8   | 9   | 4   | 6  | 0  | 1   | 8  | 0   | 24  | 12.0 |
| Randle      | 2 | 2  | 55  | 8  | 17  | .471 | 0   | 0    | ---   | 7  | 10  | .700  | 5   | 14  | 19  | 2   | 4  | 0  | 1   | 2  | 1   | 23  | 11.5 |
| Bryant      | 2 | 2  | 61  | 8  | 34  | .235 | 2   | 10   | .200  | 4  | 4   | 1.000 | 0   | 11  | 11  | 10  | 5  | 0  | 3   | 7  | 0   | 22  | 11.0 |
| Russell     | 2 | 2  | 43  | 8  | 18  | .444 | 1   | 7    | .143  | 4  | 4   | 1.000 | 1   | 6   | 7   | 5   | 3  | 0  | 2   | 5  | 0   | 21  | 10.5 |
| Hibbert     | 2 | 2  | 53  | 6  | 11  | .545 | 0   | 0    | ---   | 8  | 10  | .800  | 2   | 10  | 12  | 3   | 4  | 0  | 0   | 3  | 3   | 20  | 10.0 |
| Huertas     | 1 | 0  | 12  | 3  | 5   | .600 | 1   | 1    | 1.000 | 1  | 1   | 1.000 | 0   | 1   | 1   | 4   | 0  | 0  | 0   | 0  | 0   | 8   | 8.0  |
| Young       | 2 | 0  | 33  | 4  | 9   | .444 | 2   | 4    | .500  | 3  | 3   | 1.000 | 0   | 2   | 2   | 0   | 3  | 0  | 1   | 1  | 0   | 13  | 6.5  |
| Bass        | 2 | 0  | 31  | 6  | 9   | .667 | 0   | 0    | ---   | 0  | 0   | ---   | 2   | 6   | 8   | 2   | 2  | 0  | 0   | 1  | 2   | 12  | 6.0  |
| Kelly       | 1 | 0  | 12  | 1  | 2   | .500 | 0   | 1    | .000  | 3  | 4   | .750  | 0   | 4   | 4   | 0   | 0  | 0  | 1   | 0  | 0   | 5   | 5.0  |
| Nance       | 2 | 0  | 30  | 3  | 5   | .600 | 0   | 0    | ---   | 2  | 2   | 1.000 | 3   | 2   | 5   | 0   | 1  | 0  | 1   | 1  | 0   | 8   | 4.0  |
| World Peace | 2 | 0  | 26  | 0  | 5   | .000 | 0   | 2    | .000  | 5  | 7   | .714  | 1   | 1   | 2   | 1   | 6  | 0  | 0   | 1  | 2   | 5   | 2.5  |
| Sacre       | 1 | 0  | 12  | 1  | 3   | .333 | 0   | 0    | ---   | 0  | 0   | ---   | 0   | 3   | 3   | 1   | 2  | 0  | 1   | 0  | 1   | 2   | 2.0  |

## CURRENT STREAK

Lost 1

## LAST HOME LOSS

11/14/08 (95-106)

## CURRENT HOME STREAK

Won 6

## LAST ROAD LOSS

12/6/15 (91-111)

## CURRENT ROAD STREAK

Lost 1

## LARGEST WINNING MARGIN

56 vs. Detroit, 11/12/66 (144-88)

## LAST HOME WIN

11/15/15 (97-85)

## LARGEST LOSING MARGIN

35 @ Detroit, 1/25/79 (135-100)

## LAST ROAD WIN

12/2/14 (106-96)

## MOST POINTS SCORED

148 vs. Detroit, 3/24/85

## MOST POINTS ALLOWED

135 vs. Detroit, 2/22/72 (OT)  
135 @ Detroit, 1/25/79

## FEWEST POINTS SCORED\*

76 vs. Ft. Wayne, 12/30/54  
78 @ Detroit, 2/8/07

## FEWEST POINTS ALLOWED\*

76 @ Detroit, 11/29/96

## HIGH INDIV. GAME (LAKERS)

57, E. Baylor @ Detroit, 2/16/61

## HIGH INDIV. GAME (PISTONS)

46, J. Stackhouse @ Detroit, 3/15/01





**Golden State Warriors**

1011 Broadway, Oakland, CA 94607  
 phone: (510) 986-2200 / www.warriors.com

**BASKETBALL DIRECTORY / GENERAL INFORMATION**

**Owner & CEO:** Joe Lacob  
**Owner:** Peter Guber  
**President & COO:** Rick Welts  
**President, Basketball Operations/General Manager:** Bob Myers  
**Head Coach:** Steve Kerr  
**Assistant Coaches:** Ron Adams, Mike Brown, Jarron Collins  
**Head Athletic Trainer:** Drew Yoder  
**Vice President, Communications:** Raymond Ridder  
**Senior Director, Public Relations:** Dan Martinez  
**Director, Publications & Statistical Information:** Darryl Arata  
**Senior Manager, Public Relations:** Brett Winkler  
**Home Court:** Oracle Arena (19,596) - opened in 1997  
**Colors:** Warriors Royal Blue, California Golden Yellow  
**Radio:** KGMZ-FM (95.7 The Game)- Tim Royce  
**Television:** CSN Bay Area - Bob Fitzgerald, Jim Barnett, Rosalyn Gold-Onwude



**FRANCHISE TIMELINE / LAKERS RECORD**

|                        |                   |             |
|------------------------|-------------------|-------------|
| Philadelphia Warriors  | (founded 1946-47) | W/L: 59-51  |
| San Francisco Warriors | (founded 1962-63) | W/L: 48-33  |
| Golden State Warriors  | (founded 1971-72) | W/L: 143-74 |

**ALL-TIME WIN / LOSS**

|                            |               |              |              |                |
|----------------------------|---------------|--------------|--------------|----------------|
|                            | Home          | Away         | Neutral      | Overall        |
| Minneapolis Era            | 29-4          | 9-24         | 13-12        | 51-40          |
| Los Angeles Era            | 116-40        | 80-73        | 3-5          | 199-118        |
| <b>All-Time Totals</b>     | <b>145-44</b> | <b>89-97</b> | <b>16-17</b> | <b>250-158</b> |
| Lakers vs. SF / Golden St. | 111-37        | 78-68        | 2-2          | 191-107        |

**2015-16 RESULTS**

|          |                  |            |
|----------|------------------|------------|
| 11/24/15 | @ Golden State   | 77-111 (L) |
| 1/5/16   | vs. Golden State | 88-109 (L) |
| 1/14/16  | @ Golden State   | 98-116 (L) |
| 3/6/16   | vs. Golden State | 112-95 (W) |

**2016-17 MEETINGS**

|          |                  |         |        |
|----------|------------------|---------|--------|
| 11/4/16  | vs. Golden State | 7:30 pm | (ESPN) |
| 11/23/16 | @ Golden State   | 7:30 pm |        |
| 11/25/16 | vs. Golden State | 7:30 pm |        |
| 4/12/17  | @ Golden State   | 7:30 pm |        |

**LAKERS 2015-16 STATISTICS VS. GOLDEN STATE**

|             | G | GS | MIN | FG | FGA | FG%  | FG3 | FG3A | FG3%  | FT | FTA | FT%   | OFF | DEF | TOT | AST | PF | DQ | STL | TO | BLK | PTS  | P/G  |
|-------------|---|----|-----|----|-----|------|-----|------|-------|----|-----|-------|-----|-----|-----|-----|----|----|-----|----|-----|------|------|
| Clarkson    | 4 | 4  | 128 | 30 | 69  | .435 | 7   | 18   | .389  | 7  | 9   | .778  | 9   | 6   | 15  | 5   | 7  | 0  | 3   | 11 | 0   | 74   | 18.5 |
| Russell     | 3 | 2  | 87  | 16 | 39  | .410 | 5   | 19   | .263  | 6  | 6   | 1.000 | 0   | 10  | 10  | 3   | 0  | 8  | 5   | 0  | 43  | 14.3 |      |
| Williams    | 3 | 2  | 77  | 9  | 24  | .375 | 1   | 8    | .125  | 22 | 25  | .880  | 2   | 5   | 7   | 4   | 8  | 0  | 1   | 7  | 0   | 41   | 13.7 |
| Randle      | 4 | 2  | 103 | 17 | 40  | .425 | 0   | 0    | ---   | 4  | 4   | 1.000 | 9   | 29  | 38  | 9   | 10 | 0  | 1   | 7  | 3   | 38   | 9.5  |
| Bass        | 3 | 0  | 57  | 11 | 16  | .688 | 0   | 0    | ---   | 5  | 7   | .714  | 7   | 9   | 16  | 1   | 4  | 0  | 0   | 3  | 27  | 9.0  |      |
| Huertás     | 3 | 0  | 59  | 11 | 19  | .579 | 2   | 5    | .400  | 2  | 2   | 1.000 | 0   | 7   | 7   | 16  | 5  | 0  | 3   | 5  | 1   | 26   | 8.7  |
| Bryant      | 3 | 3  | 77  | 9  | 43  | .209 | 1   | 16   | .063  | 5  | 6   | .833  | 2   | 12  | 14  | 8   | 4  | 0  | 4   | 8  | 1   | 24   | 8.0  |
| Young       | 3 | 0  | 61  | 6  | 24  | .250 | 3   | 14   | .214  | 6  | 8   | .750  | 0   | 6   | 6   | 4   | 7  | 0  | 2   | 4  | 0   | 21   | 7.0  |
| Nance       | 4 | 2  | 80  | 12 | 20  | .600 | 0   | 0    | ---   | 3  | 4   | .750  | 4   | 12  | 16  | 5   | 5  | 0  | 10  | 1  | 1   | 27   | 6.8  |
| Kelly       | 3 | 0  | 21  | 5  | 8   | .625 | 1   | 1    | 1.000 | 7  | 10  | .700  | 3   | 4   | 7   | 3   | 0  | 0  | 1   | 2  | 0   | 18   | 6.0  |
| Black       | 3 | 0  | 36  | 8  | 13  | .615 | 0   | 0    | ---   | 0  | 3   | .000  | 4   | 12  | 16  | 1   | 6  | 0  | 1   | 2  | 1   | 16   | 5.3  |
| Hibbert     | 4 | 4  | 88  | 4  | 17  | .235 | 0   | 0    | ---   | 2  | 4   | .500  | 5   | 19  | 24  | 1   | 7  | 0  | 2   | 4  | 4   | 10   | 2.5  |
| Brown       | 2 | 1  | 53  | 1  | 8   | .125 | 0   | 5    | .000  | 2  | 2   | 1.000 | 1   | 3   | 4   | 0   | 5  | 0  | 1   | 1  | 1   | 4    | 2.0  |
| World Peace | 3 | 0  | 35  | 2  | 11  | .182 | 1   | 4    | .250  | 1  | 2   | .500  | 2   | 3   | 5   | 4   | 3  | 0  | 3   | 1  | 0   | 6    | 2.0  |

**CURRENT STREAK**

Won 1

**LAST ROAD LOSS**

1/14/16 (98-116)

**FEWEST POINTS SCORED\***

76 vs. Philadelphia, 1/3/55  
 76 @ Golden State, 11/18/93  
 76 vs. Golden State, 4/3/99

**CURRENT HOME STREAK**

Won 1

**LARGEST WINNING MARGIN**

63 vs. Golden State, 3/19/72 (162-99)

**FEWEST POINTS ALLOWED\***

72 vs. Golden State, 11/2/03

**CURRENT ROAD STREAK**

Lost 7

**LARGEST LOSING MARGIN**

39 @ San Francisco, 11/11/66 (93-132)

**LAST HOME WIN**

3/6/16 (112-95)

**MOST POINTS SCORED**

162 vs. Golden State, 3/19/72

**HIGH INDIV. GAME (LAKERS)**

63, E. Baylor @ Philadelphia, 12/8/61  
 52, E. Baylor vs. San Francisco, 12/15/62

**LAST ROAD WIN**

12/22/12 (118-115 OT)

**MOST POINTS ALLOWED**

147 @ Philadelphia, 12/8/61 (30T)  
 144 vs. San Francisco, 11/19/66

**HIGH INDIV. GAME (WARRIORS)**

78, W. Chamberlain @ Philadelphia, 12/8/61  
 72, W. Chamberlain vs. San Francisco, 11/3/62

**LAST HOME LOSS**

1/5/16 (88-109)



\* since introduction of the shot clock in 1954-55



# HOUSTON ROCKETS



## Houston Rockets

Toyota Center, 1510 Polk Street, Houston, TX 77002  
phone: (713) 758-7200 / [www.rockets.com](http://www.rockets.com)

## BASKETBALL DIRECTORY / GENERAL INFORMATION

**Owner:** Leslie Alexander

**General Manager:** Daryl Morey

**Head Coach:** Mike D'Antoni

**Assistant Coaches:** Jeff Bzdelik, Roy Rogers, Brett Gunning

**Senior Vice President of Basketball Operations:** Keith Jones

**Head Athletic Trainer:** Jason Biles

**Senior Director, Media & Player Relations:** Tracey Hughes

**Manager, Media Relations:** Sean McCloskey

**Home Court:** Toyota Center (18,023) - opened in 2003

**Colors:** Red, White, Silver

**Radio:** SportsTalk 790 (KBME 790 AM) - Craig Ackerman, Matt Thomas

**Spanish Radio:** KEYH 850 AM - Adrian Chavarria

**Television:** ROOT SPORTS Southwest - Bill Worrell, Matt Bullard, Clyde Drexler

## FRANCHISE TIMELINE / LAKERS RECORD

San Diego Rockets (founded 1967-68) W/L: 22-6  
Houston Rockets (founded 1971-72) W/L: 112-69

## ALL-TIME WIN / LOSS

|                    | Home  | Away  | Neutral | Overall |
|--------------------|-------|-------|---------|---------|
| All-Time Totals    | 74-32 | 59-42 | 1-1     | 134-75  |
| Lakers vs. Houston | 61-31 | 50-37 | 1-1     | 112-69  |

## 2015-16 RESULTS

12/12/15 @ Houston 97-126 (L)  
12/17/15 vs. Houston 87-107 (L)  
1/17/16 vs. Houston 95-112 (L)  
4/10/16 @ Houston 110-130 (L)

## 2016-17 MEETINGS

10/26/16 vs. Houston 7:30 pm (ESPN)  
12/7/16 @ Houston 5:00 pm  
3/15/17 @ Houston 5:00 pm

## LAKERS 2015-16 STATISTICS VS. HOUSTON

|             | G | GS | MIN | FG | FGA | FG%  | FG3 | FG3A | FG3% | FT | FTA | FT%   | OFF | DEF | TOT | AST | PF | DQ | STL | TO | BLK | PTS | P/G  |
|-------------|---|----|-----|----|-----|------|-----|------|------|----|-----|-------|-----|-----|-----|-----|----|----|-----|----|-----|-----|------|
| Bryant      | 4 | 4  | 115 | 30 | 59  | .508 | 11  | 28   | .393 | 16 | 21  | .762  | 3   | 16  | 19  | 19  | 3  | 0  | 6   | 10 | 1   | 87  | 21.8 |
| Clarkson    | 3 | 3  | 104 | 23 | 49  | .469 | 3   | 15   | .200 | 0  | 0   | ---   | 4   | 11  | 15  | 11  | 6  | 0  | 4   | 5  | 0   | 49  | 16.3 |
| Williams    | 3 | 3  | 91  | 15 | 30  | .500 | 4   | 12   | .333 | 15 | 18  | .833  | 1   | 10  | 11  | 7   | 6  | 0  | 2   | 6  | 1   | 49  | 16.3 |
| Randle      | 4 | 2  | 103 | 18 | 44  | .409 | 1   | 3    | .333 | 11 | 14  | .786  | 7   | 31  | 38  | 10  | 17 | 0  | 3   | 9  | 1   | 48  | 12.0 |
| Nance       | 3 | 2  | 72  | 12 | 22  | .545 | 0   | 1    | .000 | 3  | 4   | .750  | 5   | 9   | 14  | 4   | 8  | 0  | 4   | 3  | 1   | 27  | 9.0  |
| Russell     | 4 | 2  | 128 | 13 | 38  | .342 | 6   | 20   | .300 | 2  | 2   | 1.000 | 1   | 9   | 10  | 20  | 0  | 10 | 19  | 2  | 8   | 8.5 |      |
| Bass        | 1 | 0  | 19  | 2  | 4   | .500 | 0   | 0    | ---  | 4  | 4   | 1.000 | 0   | 1   | 1   | 0   | 1  | 0  | 1   | 1  | 2   | 8   | 8.0  |
| World Peace | 1 | 0  | 18  | 3  | 5   | .600 | 2   | 3    | .667 | 0  | 0   | ---   | 0   | 1   | 1   | 1   | 2  | 0  | 0   | 0  | 0   | 8   | 8.0  |
| Young       | 2 | 0  | 43  | 6  | 14  | .429 | 3   | 10   | .300 | 0  | 0   | ---   | 2   | 2   | 4   | 1   | 2  | 0  | 0   | 1  | 0   | 15  | 7.5  |
| Hibbert     | 4 | 4  | 97  | 11 | 28  | .393 | 0   | 0    | ---  | 2  | 2   | 1.000 | 4   | 11  | 15  | 4   | 16 | 1  | 1   | 1  | 10  | 24  | 6.0  |
| Brown       | 2 | 0  | 27  | 4  | 10  | .400 | 2   | 6    | .333 | 0  | 0   | ---   | 0   | 2   | 2   | 0   | 0  | 0  | 0   | 0  | 0   | 10  | 5.0  |
| Black       | 2 | 0  | 29  | 4  | 6   | .667 | 0   | 0    | ---  | 1  | 4   | .250  | 2   | 9   | 11  | 0   | 2  | 0  | 0   | 0  | 1   | 9   | 4.5  |
| Sacre       | 2 | 0  | 45  | 3  | 8   | .375 | 0   | 0    | ---  | 3  | 4   | .750  | 4   | 4   | 8   | 2   | 2  | 0  | 0   | 2  | 2   | 9   | 4.5  |
| Huertias    | 3 | 0  | 47  | 4  | 12  | .333 | 1   | 3    | .333 | 0  | 1   | .000  | 0   | 2   | 2   | 13  | 7  | 0  | 3   | 8  | 0   | 9   | 3.0  |
| Kelly       | 2 | 0  | 23  | 1  | 8   | .125 | 0   | 2    | .000 | 1  | 2   | .500  | 1   | 10  | 11  | 1   | 1  | 0  | 0   | 0  | 0   | 3   | 1.5  |

## CURRENT STREAK

Lost 5

## LAST HOME LOSS

1/17/16 (95-112)

## MOST POINTS ALLOWED

145 vs. Houston, 4/8/14

## CURRENT HOME STREAK

Lost 6

## LAST ROAD LOSS

4/10/16 (110-130)

## FEWEST POINTS SCORED

74 vs. Houston, 12/18/05

74 @ Houston, 11/7/00

## CURRENT ROAD STREAK

Lost 2

## LARGEST WINNING MARGIN

36 vs. San Diego, 10/27/68 (152-116)

31 vs. Houston, 11/12/82 (127-96)

## FEWEST POINTS ALLOWED

74 @ Houston, 11/15/91

## LAST HOME WIN

4/17/13 (99-95 OT)

## LARGEST LOSING MARGIN

32 @ Houston, 12/27/72 (104-136)

## HIGH INDIV. GAME (LAKERS)

53, K. Bryant vs. Houston, 12/15/06

53, K. Bryant vs. Houston, 3/30/07

## LAST ROAD WIN

11/19/14 (98-92)

## MOST POINTS SCORED

152 vs. San Diego, 10/27/68

137 vs. Houston, 12/26/71

## HIGH INDIV. GAME (ROCKETS)

44, S. Francis @ Houston, 1/17/03







**Indiana Pacers**  
 125 S. Pennsylvania Street, Indianapolis, IN 46204  
 phone: (317) 917-2500 / www.pacers.com

**BASKETBALL DIRECTORY / GENERAL INFORMATION**

**Owner, Chairman and CEO:** Herbert Simon  
**President of Basketball Operations:** Larry Bird  
**Executive VP of Basketball Operations / GM:** Kevin Pritchard  
**Head Coach:** Nate McMillan  
**Assistant Coaches:** Bill Bayno, Dan Burke, Popeye Jones  
**Sr. Director of Medical Operations / Head Athletic Trainer:** Josh Corbell  
**Director, Media Relations:** David Benner  
**Senior Media Relations Manager:** Krissy Myers  
**Home Court:** Bankers Life Fieldhouse (18,165) - opened in 1999  
**Colors:** Blue, Gold  
**Radio:** 1070 The Fan / 93.5 FM - Mark Boyle, Bob Leonard  
**Television:** FSN Indiana - Quinn Buckner, Chris Denari, Jeremiah Johnson



**FRANCHISE TIMELINE**

Indiana Pacers (founded 1976-77)

**ALL-TIME WIN / LOSS**

| Lakers vs. Pacers | Home | Away  | Neutral | Overall |
|-------------------|------|-------|---------|---------|
|                   | 34-9 | 23-18 | -       | 57-27   |

**2015-16 RESULTS**

11/29/15 vs. Indiana 103-107 (L)  
 2/8/16 @ Indiana 87-89 (L)

**2016-17 MEETINGS**

11/1/16 @ Indiana 4:00 pm  
 1/20/17 vs. Indiana 7:30 pm (ESPN)

**LAKERS 2015-16 STATISTICS VS. INDIANA**

|             | G | GS | MIN | FG | FGA | FG%  | FG3 | FG3A | FG3% | FT | FTA  | FT%   | OFF | DEF | TOT | AST | PF | DQ | STL | TO | BLK | PTS | P/G  |
|-------------|---|----|-----|----|-----|------|-----|------|------|----|------|-------|-----|-----|-----|-----|----|----|-----|----|-----|-----|------|
| Bryant      | 2 | 2  | 67  | 10 | 45  | .222 | 6   | 21   | .286 | 6  | 8    | .750  | 2   | 7   | 9   | 3   | 1  | 0  | 1   | 1  | 0   | 32  | 16.0 |
| Clarkson    | 2 | 2  | 72  | 12 | 27  | .444 | 2   | 6    | .333 | 6  | 6    | 1.000 | 3   | 10  | 13  | 8   | 9  | 1  | 3   | 1  | 0   | 32  | 16.0 |
| Randle      | 2 | 2  | 61  | 9  | 20  | .450 | 1   | 2    | .500 | 7  | 10   | .700  | 5   | 26  | 31  | 4   | 8  | 0  | 0   | 9  | 1   | 26  | 13.0 |
| Williams    | 1 | 1  | 26  | 3  | 11  | .273 | 1   | 5    | .200 | 6  | 6    | 1.000 | 1   | 2   | 3   | 1   | 0  | 0  | 2   | 4  | 0   | 13  | 13.0 |
| Russell     | 2 | 1  | 59  | 10 | 29  | .345 | 1   | 9    | .111 | 3  | 4    | .750  | 2   | 10  | 12  | 8   | 0  | 0  | 4   | 3  | 1   | 24  | 12.0 |
| Young       | 2 | 0  | 42  | 9  | 24  | .375 | 6   | 19   | .316 | 0  | 2    | .000  | 2   | 4   | 6   | 1   | 6  | 0  | 0   | 0  | 0   | 24  | 12.0 |
| Bass        | 2 | 0  | 50  | 7  | 11  | .636 | 0   | 0    | ---  | 3  | 4    | .750  | 7   | 3   | 10  | 3   | 10 | 1  | 2   | 0  | 0   | 17  | 8.5  |
| Hibbert     | 1 | 1  | 27  | 2  | 3   | .667 | 0   | ---  | 4    | 6  | .667 | 3     | 6   | 9   | 1   | 3   | 0  | 1  | 1   | 2  | 8   | 8.0 |      |
| World Peace | 1 | 0  | 27  | 2  | 10  | .200 | 1   | 4    | .250 | 2  | 2    | 1.000 | 2   | 1   | 3   | 1   | 6  | 1  | 2   | 0  | 0   | 7   | 7.0  |
| Nance       | 1 | 0  | 15  | 2  | 7   | .286 | 0   | 0    | ---  | 0  | 0    | ---   | 2   | 1   | 3   | 0   | 1  | 0  | 1   | 2  | 2   | 4   | 4.0  |
| Brown       | 1 | 0  | 4   | 1  | 2   | .500 | 1   | 2    | .500 | 0  | 0    | ---   | 0   | 1   | 1   | 0   | 0  | 0  | 0   | 0  | 0   | 3   | 3.0  |
| Black       | 1 | 0  | 15  | 0  | 1   | .000 | 0   | 0    | ---  | 0  | 0    | ---   | 0   | 5   | 5   | 0   | 3  | 0  | 0   | 0  | 1   | 0   | 0.0  |
| Sacre       | 1 | 1  | 15  | 0  | 2   | .000 | 0   | 0    | ---  | 0  | 0    | ---   | 0   | 0   | 0   | 0   | 4  | 0  | 0   | 1  | 0   | 0   | 0.0  |

**CURRENT STREAK**

Lost 2

**LAST HOME LOSS**

11/29/15 (103-107)

**MOST POINTS ALLOWED**

127 @ Indiana, 1/28/93

**CURRENT HOME STREAK**

Lost 1

**LAST ROAD LOSS**

2/8/16 (87-89)

**FEWEST POINTS SCORED**

72 @ Indiana, 2/2/04

**CURRENT ROAD STREAK**

Lost 3

**LARGEST WINNING MARGIN**

28 vs. Indiana, 11/12/78 (134-106)

**FEWEST POINTS ALLOWED**

76 vs. Indiana, 12/11/96

**LAST HOME WIN**

1/4/15 (88-87)

**LARGEST LOSING MARGIN**

27 vs. Indiana, 1/3/92 (87-114)

**HIGH INDIV. GAME (LAKERS)**

45, K. Bryant vs. Indiana, 1/9/06

**LAST ROAD WIN**

3/15/13 (99-93)

**MOST POINTS SCORED**

139 vs. Indiana, 3/3/89

**HIGH INDIV. GAME (PACERS)**

39, P. George vs. Indiana, 11/29/15  
 39, R. Miller @ Indiana, 3/18/05





# LOS ANGELES CLIPPERS



## Los Angeles Clippers

6951 S. Centinela Ave., Playa Vista, CA 90094

phone: (310) 862-6000 / www.clippers.com

## BASKETBALL DIRECTORY / GENERAL INFORMATION

Owner: Steve Ballmer

President, Basketball Operations & Head Coach: Glenn "Doc" Rivers

Assistant Coaches: Mike Woodson, Sam Cassell, Brenden O'Connor,

Armond Hill, Patrick Sullivan, John Welch

Director of Medical Services & Head Athletic Trainer: Jasen Powell

Vice President, Basketball Communications: Seth Burton

Director, Communications: Dennis Rogers

Assistant Directors, Communications: Ta'Nisha Cooper

Communications Manager: Aubrey Freckman

Home Court: STAPLES Center (19,060) - opened in 1999

Colors: Red, White, Blue, Black

Television: Prime Ticket - Ralph Lawler, Michael Smith

Radio: AM 570, LA Sports - Brian Sieman

Spanish Radio: ESPN Deportes (1330 AM) - Armando Garcia

## FRANCHISE TIMELINE / LAKERS RECORD

|                      |                   |            |
|----------------------|-------------------|------------|
| Buffalo Braves       | (founded 1970-71) | W/L: 22-10 |
| San Diego Clippers   | (founded 1978-79) | W/L: 24-10 |
| Los Angeles Clippers | (founded 1984-85) | W/L: 98-44 |

## ALL-TIME WIN / LOSS

|                        |       |       |         |         |
|------------------------|-------|-------|---------|---------|
|                        | Home  | Away  | Neutral | Overall |
| All-Time Totals        | 80-23 | 64-41 | -       | 144-64  |
| Lakers vs. LA Clippers | 54-16 | 44-28 | -       | 98-44   |

## 2015-16 RESULTS

|          |                 |            |
|----------|-----------------|------------|
| 12/25/15 | vs. LA Clippers | 84-94 (L)  |
| 1/29/16  | @ LA Clippers   | 93-105 (L) |
| 4/5/16   | @ LA Clippers   | 81-103 (L) |
| 4/6/16   | vs. LA Clippers | 81-91 (L)  |

## 2016-17 MEETINGS

|          |                 |          |        |
|----------|-----------------|----------|--------|
| 12/25/16 | vs. LA Clippers | 7:30 pm  | (ESPN) |
| 1/14/17  | @ LA Clippers   | 12:30 pm |        |
| 3/21/17  | vs. LA Clippers | 7:30 pm  |        |
| 4/1/17   | @ LA Clippers   | 12:30 pm |        |

## LAKERS 2015-16 STATISTICS VS. LA CLIPPERS

|             | G | GS | MIN | FG | FGA | FG%  | FG3 | FG3A | FG3% | FT | FTA | FT%   | OFF | DEF | TOT | AST | PF | DQ | STL | TO | BLK | PTS | P/G  |
|-------------|---|----|-----|----|-----|------|-----|------|------|----|-----|-------|-----|-----|-----|-----|----|----|-----|----|-----|-----|------|
| Clarkson    | 4 | 4  | 129 | 20 | 53  | .377 | 3   | 19   | .158 | 8  | 9   | .889  | 2   | 12  | 14  | 8   | 11 | 0  | 5   | 9  | 0   | 51  | 12.8 |
| Russell     | 4 | 2  | 122 | 19 | 53  | .358 | 8   | 17   | .471 | 3  | 6   | .500  | 3   | 11  | 14  | 10  | 10 | 0  | 3   | 11 | 2   | 49  | 12.3 |
| Bryant      | 3 | 3  | 76  | 12 | 41  | .293 | 4   | 13   | .308 | 7  | 10  | .700  | 1   | 7   | 8   | 4   | 2  | 0  | 5   | 6  | 0   | 35  | 11.7 |
| Randle      | 4 | 3  | 120 | 15 | 44  | .341 | 2   | 4    | .500 | 13 | 16  | .813  | 15  | 39  | 54  | 8   | 9  | 0  | 5   | 14 | 1   | 45  | 11.3 |
| Williams    | 2 | 2  | 61  | 3  | 11  | .273 | 1   | 3    | .333 | 11 | 17  | .647  | 1   | 6   | 7   | 6   | 3  | 0  | 2   | 1  | 1   | 18  | 9.0  |
| Black       | 2 | 0  | 41  | 6  | 9   | .667 | 0   | 0    | ---  | 5  | 6   | .833  | 7   | 4   | 11  | 0   | 4  | 0  | 2   | 1  | 0   | 17  | 8.5  |
| World Peace | 2 | 0  | 33  | 5  | 12  | .417 | 2   | 3    | .667 | 5  | 6   | .833  | 0   | 5   | 5   | 1   | 3  | 0  | 2   | 1  | 1   | 17  | 8.5  |
| Kelly       | 2 | 0  | 33  | 7  | 12  | .583 | 0   | 2    | .000 | 2  | 3   | .667  | 1   | 4   | 5   | 0   | 3  | 0  | 1   | 2  | 0   | 16  | 8.0  |
| Bass        | 2 | 0  | 40  | 7  | 12  | .583 | 0   | 0    | ---  | 1  | 2   | .500  | 2   | 7   | 9   | 1   | 3  | 0  | 2   | 3  | 1   | 15  | 7.5  |
| Huertas     | 3 | 0  | 71  | 9  | 20  | .450 | 0   | 4    | .000 | 3  | 3   | 1.000 | 2   | 5   | 7   | 11  | 4  | 0  | 2   | 4  | 0   | 21  | 7.0  |
| Hibbert     | 4 | 4  | 88  | 10 | 29  | .345 | 0   | 0    | ---  | 4  | 6   | .667  | 7   | 14  | 3   | 10  | 0  | 1  | 2   | 3  | 24  | 6.0 |      |
| Brown       | 1 | 1  | 34  | 1  | 5   | .200 | 1   | 3    | .333 | 2  | 2   | 1.000 | 0   | 4   | 4   | 3   | 3  | 0  | 0   | 1  | 5   | 5.0 |      |
| Sacre       | 2 | 0  | 23  | 3  | 7   | .429 | 0   | 0    | ---  | 3  | 4   | .750  | 4   | 4   | 8   | 0   | 2  | 0  | 0   | 1  | 0   | 9   | 4.5  |
| Nance       | 3 | 1  | 54  | 6  | 11  | .545 | 0   | 0    | ---  | 0  | 0   | ---   | 2   | 11  | 13  | 2   | 5  | 0  | 2   | 4  | 0   | 12  | 4.0  |
| Young       | 2 | 0  | 36  | 1  | 9   | .111 | 1   | 7    | .143 | 2  | 2   | 1.000 | 0   | 7   | 7   | 2   | 1  | 0  | 0   | 0  | 0   | 5   | 2.5  |

## CURRENT STREAK

Lost 1

## LAST HOME LOSS

4/6/16 (81-91)

## MOST POINTS ALLOWED

142 vs. LA Clippers, 3/6/14

138 vs. San Diego, 11/27/81

## CURRENT HOME STREAK

Lost 5

## LAST ROAD LOSS

4/5/16 (81-103)

## FEWEST POINTS SCORED

81 vs. LA Clippers, 4/6/16

81 @ LA Clippers, 4/5/16

81 @ LA Clippers, 2/25/95

## FEWEST POINTS ALLOWED

68 vs. LA Clippers, 12/14/99

## CURRENT ROAD STREAK

Lost 8

## LARGEST WINNING MARGIN

46 @ San Diego, 11/13/79 (137-91)

40 vs. LA Clippers, 1/15/10 (126-86)

## HIGH INDIV. GAME (LAKERS)

61, S. O'Neal @ LA Clippers, 3/6/00

## LAST HOME WIN

10/29/13 (116-103)

## LARGEST LOSING MARGIN

48 vs. LA Clippers, 3/6/14 (94-142)

## HIGH INDIV. GAME (CLIPPERS)

47, B. McAdoo vs. Buffalo, 2/11/75

42, D. Wilkins @ LA Clippers, 4/16/94

## LAST ROAD WIN

4/4/12 (113-108)

## MOST POINTS SCORED

156 vs. San Diego, 3/23/79

137 vs. LA Clippers, 11/30/86





**Memphis Grizzlies**

191 Beale Street, Memphis, TN 38103  
 phone: (901) 205-1234 / www.grizzlies.com

**BASKETBALL DIRECTORY / GENERAL INFORMATION**

**Controlling Owner:** Robert Pera  
**Director:** Joseph Abadi  
**General Manager:** Chris Wallace  
**Head Coach:** David Fizdale  
**Associate Head Coach:** J.B. Bickerstaff  
**Assistant Coaches:** Keith Smart, Bob Bender, Nick Van Exel, Adam Mazareif  
**Medical Director:** Allen Gruver  
**Head Athletic Trainer:** Jim Scholler  
**Director, Communications & Publications:** Jason Wallace  
**Manager, Communications & Publications:** Ross Wooden  
**Home Court:** FedExForum (18,119) - opened in 2004  
**Colors:** Memphis Midnight, Beale St. Blue, Smoke Blue and Grizzlies Gold  
**Radio:** (ESPN 92.9 FM/680 AM) - Eric Hasseltine, Hank McDowell, Elliot Perry  
**Television:** Fox Sports Southeast - Pete Pranicca, Brevin Knigh, Sean Tuohy, Rob Fischer, Chris Vernon



**FRANCHISE TIMELINE / LAKERS RECORD**

Vancouver Grizzlies (founded 1995-96) W/L: 22-1  
 Memphis Grizzlies (founded 2001-02) W/L: 27-28

**ALL-TIME WIN / LOSS**

|                    | Home  | Away  | Neutral | Overall |
|--------------------|-------|-------|---------|---------|
| All-Time Totals    | 27-12 | 22-15 | -       | 48-26   |
| Lakers vs. Memphis | 15-12 | 12-16 | -       | 27-28   |

**2015-16 RESULTS**

12/27/15 @ Memphis 96-112 (L)  
 2/24/16 @ Memphis 119-128 (L)  
 2/26/16 vs. Memphis 95-112 (L)  
 3/22/16 vs. Memphis 107-100 (W)

**2016-17 MEETINGS**

12/3/16 @ Memphis 5:00 pm  
 1/3/17 vs. Memphis 7:30 pm  
 4/2/17 vs. Memphis 12:30 pm

**LAKERS 2015-16 STATISTICS VS. MEMPHIS**

|             | G | GS | MIN | FG | FGA | FG%  | FG3 | FG3A | FG3% | FT | FTA | FT%   | OFF | DEF | TOT | AST | PF | DQ | STL | TO | BLK | PTS | P/IG |
|-------------|---|----|-----|----|-----|------|-----|------|------|----|-----|-------|-----|-----|-----|-----|----|----|-----|----|-----|-----|------|
| Clarkson    | 4 | 4  | 129 | 27 | 56  | .482 | 8   | 22   | .364 | 8  | 9   | .889  | 4   | 11  | 15  | 9   | 9  | 0  | 3   | 6  | 0   | 70  | 17.5 |
| Bryant      | 3 | 3  | 83  | 18 | 47  | .383 | 6   | 20   | .300 | 10 | 12  | .833  | 0   | 5   | 5   | 6   | 8  | 0  | 2   | 8  | 1   | 52  | 17.3 |
| Russell     | 4 | 3  | 109 | 22 | 44  | .500 | 7   | 18   | .389 | 14 | 19  | .737  | 1   | 8   | 9   | 14  | 6  | 0  | 3   | 8  | 0   | 65  | 16.3 |
| Williams    | 4 | 1  | 103 | 15 | 41  | .366 | 8   | 24   | .333 | 15 | 17  | .882  | 2   | 3   | 5   | 7   | 2  | 0  | 3   | 3  | 1   | 53  | 13.3 |
| Randile     | 4 | 3  | 115 | 19 | 37  | .514 | 1   | 2    | .500 | 11 | 21  | .524  | 11  | 37  | 48  | 6   | 12 | 0  | 2   | 7  | 3   | 50  | 12.5 |
| Bass        | 4 | 0  | 81  | 12 | 19  | .632 | 0   | 1    | .000 | 12 | 13  | .923  | 6   | 10  | 16  | 1   | 4  | 0  | 4   | 2  | 3   | 36  | 9.0  |
| Nance       | 3 | 1  | 54  | 10 | 16  | .625 | 0   | 0    | ---  | 2  | 4   | .500  | 8   | 11  | 19  | 3   | 5  | 0  | 4   | 2  | 0   | 22  | 7.3  |
| Young       | 3 | 0  | 53  | 6  | 20  | .300 | 4   | 14   | .286 | 5  | 7   | .714  | 1   | 4   | 5   | 0   | 2  | 0  | 1   | 1  | 3   | 21  | 7.0  |
| Kelly       | 2 | 0  | 13  | 3  | 7   | .429 | 1   | 3    | .333 | 2  | 2   | 1.000 | 4   | 0   | 4   | 2   | 1  | 0  | 0   | 1  | 0   | 9   | 4.5  |
| Huertas     | 3 | 0  | 34  | 3  | 7   | .429 | 1   | 2    | .500 | 4  | 4   | 1.000 | 1   | 1   | 2   | 8   | 2  | 0  | 1   | 2  | 0   | 11  | 3.7  |
| Brown       | 2 | 1  | 39  | 2  | 11  | .182 | 0   | 3    | .000 | 3  | 3   | 1.000 | 2   | 7   | 9   | 3   | 2  | 0  | 3   | 1  | 0   | 7   | 3.5  |
| Hibbert     | 4 | 4  | 85  | 3  | 11  | .273 | 0   | 0    | ---  | 8  | 11  | .727  | 6   | 7   | 13  | 3   | 13 | 0  | 2   | 2  | 2   | 14  | 3.5  |
| World Peace | 1 | 0  | 13  | 1  | 4   | .250 | 0   | 1    | .000 | 0  | 0   | ---   | 0   | 1   | 1   | 0   | 4  | 0  | 1   | 1  | 0   | 2   | 2.0  |
| Sacre       | 2 | 0  | 13  | 0  | 3   | .000 | 0   | 0    | ---  | 3  | 4   | .750  | 4   | 0   | 4   | 0   | 0  | 0  | 0   | 1  | 1   | 3   | 1.5  |
| Black       | 3 | 0  | 36  | 1  | 4   | .250 | 0   | 0    | ---  | 0  | 2   | .000  | 5   | 9   | 14  | 5   | 6  | 0  | 1   | 2  | 1   | 2   | 0.7  |

**CURRENT STREAK**

Won 1

**LAST HOME LOSS**

2/26/16 (95-112)

**MOST POINTS ALLOWED**

128 @ Memphis, 2/24/16  
 128 @ Memphis, 1/9/07

**CURRENT HOME STREAK**

Won 1

**LAST ROAD LOSS**

2/24/16 (119-128)

**FEWEST POINTS SCORED**

72 vs. Memphis, 12/20/04

**CURRENT ROAD STREAK**

Lost 5

**LARGEST WINNING MARGIN**

39 vs. Memphis, 1/14/02 (120-81)

**FEWEST POINTS ALLOWED**

75 vs. Memphis, 4/12/09

**LAST HOME WIN**

3/22/16 (107-100)

**LARGEST LOSING MARGIN**

23 @ Memphis, 11/10/04 (87-110)

**HIGH INDIV. GAME (LAKERS)**

60, K. Bryant @ Memphis, 3/22/07

**LAST ROAD WIN**

12/17/13 (96-92)

**MOST POINTS SCORED**

124 vs. Memphis, 11/2/10

**HIGH INDIV. GAME (GRIZZLIES)**

35, P. Gasol @ Memphis, 3/22/07





# MIAMI HEAT



## Miami Heat

601 Biscayne Boulevard, Miami, FL 33132  
phone: (786) 777-HEAT / fax: (786) 777-1615 / www.heat.com

## BASKETBALL DIRECTORY / GENERAL INFORMATION

**Managing General Partner:** Micky Arison  
**Chief Executive Officer:** Nick Arison  
**President:** Pat Riley  
**Head Coach:** Erik Spoelstra  
**Assistant Coaches:** Dan Craig, Juwan Howard  
**Assistant Coach/Director of Player Development:** Chris Quinn  
**Assistant Coach/Player Development:** Octavio de la Grana  
**Head Athletic Trainer:** Jay Sabol  
**Vice President, Sports Media Relations:** Tim Donovan  
**Senior Director of Sports Media Relations:** Rob Wilson  
**Director of Sports Media Relations:** Michael Lissack  
**Sports Media Relations Manager:** Nick Mairorana  
**Home Court:** AmericanAirlines Arena (19,600) - opened in 2000  
**Colors:** Red, Yellow, Black and White  
**Radio:** 790 The Ticket (AM 790/104.3 FM) - Mike Inglis, John Crotty, Ron Rothstein  
**Spanish Radio:** WAQI (710 AM) - José Pañeda, Joe Pujala  
**Television:** Fox Sports Sun - Eric Reid, Tony Fiorentino, Jason Jackson

## FRANCHISE TIMELINE

Miami Heat (founded 1988-89)

## ALL-TIME WIN / LOSS

|                 | Home | Away  | Neutral | Overall |
|-----------------|------|-------|---------|---------|
| Lakers vs. Heat | 20-8 | 11-17 | -       | 31-25   |

## 2015-16 RESULTS

11/10/15 @ Miami 88-101 (L)  
3/30/16 vs. Miami 102-100 OT (W)

## 2016-17 MEETINGS

12/22/16 @ Miami 4:30 pm  
1/6/17 vs. Miami 7:30 pm

## LAKERS 2015-16 STATISTICS VS. MIAMI

|             | G | GS | MIN | FG | FGA | FG%  | FG3 | FG3A | FG3%  | FT | FTA | FT%   | OFF | DEF | TOT | AST | PF | DQ | STL | TO | BLK | PTS | P/G  |
|-------------|---|----|-----|----|-----|------|-----|------|-------|----|-----|-------|-----|-----|-----|-----|----|----|-----|----|-----|-----|------|
| Clarkson    | 2 | 2  | 67  | 15 | 35  | .429 | 2   | 8    | .250  | 6  | 8   | .750  | 3   | 5   | 8   | 1   | 1  | 0  | 3   | 3  | 0   | 38  | 19.0 |
| Young       | 1 | 0  | 26  | 6  | 13  | .462 | 5   | 9    | .556  | 0  | 0   | ---   | 0   | 2   | 2   | 2   | 0  | 0  | 1   | 1  | 1   | 17  | 17.0 |
| World Peace | 1 | 1  | 22  | 5  | 7   | .714 | 4   | 4    | 1.000 | 0  | 0   | ---   | 0   | 0   | 0   | 1   | 3  | 0  | 1   | 1  | 2   | 14  | 14.0 |
| Williams    | 2 | 0  | 43  | 5  | 18  | .278 | 4   | 12   | .333  | 11 | 14  | .786  | 1   | 4   | 5   | 3   | 3  | 0  | 1   | 3  | 0   | 25  | 12.5 |
| Randle      | 2 | 2  | 64  | 6  | 17  | .353 | 0   | 1    | .000  | 8  | 11  | .727  | 2   | 19  | 21  | 7   | 8  | 0  | 1   | 3  | 0   | 20  | 10.0 |
| Russell     | 2 | 2  | 56  | 8  | 25  | .320 | 2   | 6    | .333  | 2  | 3   | .667  | 2   | 6   | 8   | 5   | 5  | 0  | 3   | 5  | 0   | 20  | 10.0 |
| Bass        | 2 | 0  | 37  | 6  | 10  | .600 | 0   | 0    | ---   | 2  | 3   | .667  | 3   | 2   | 5   | 0   | 5  | 0  | 0   | 0  | 0   | 14  | 7.0  |
| Hibbert     | 2 | 2  | 57  | 6  | 13  | .462 | 0   | 0    | ---   | 2  | 2   | 1.000 | 6   | 5   | 11  | 4   | 5  | 0  | 2   | 4  | 6   | 14  | 7.0  |
| Nance       | 2 | 0  | 51  | 5  | 12  | .417 | 0   | 0    | ---   | 0  | 0   | ---   | 3   | 5   | 8   | 2   | 4  | 0  | 1   | 1  | 2   | 10  | 5.0  |
| Huertias    | 2 | 0  | 33  | 4  | 12  | .333 | 0   | 0    | ---   | 0  | 0   | ---   | 2   | 0   | 2   | 8   | 2  | 0  | 2   | 4  | 0   | 8   | 4.0  |
| Kelly       | 2 | 0  | 24  | 3  | 8   | .375 | 0   | 0    | ---   | 0  | 0   | ---   | 0   | 6   | 6   | 2   | 2  | 0  | 0   | 0  | 0   | 6   | 3.0  |
| Black       | 1 | 0  | 14  | 1  | 2   | .500 | 0   | 0    | ---   | 0  | 0   | ---   | 1   | 6   | 7   | 0   | 4  | 0  | 0   | 0  | 1   | 2   | 2.0  |
| Bryant      | 1 | 1  | 9   | 1  | 7   | .143 | 0   | 2    | .000  | 0  | 0   | ---   | 1   | 1   | 2   | 0   | 0  | 0  | 0   | 1  | 0   | 2   | 2.0  |
| Brown       | 1 | 0  | 3   | 0  | 0   | ---  | 0   | 0    | ---   | 0  | 0   | ---   | 0   | 0   | 0   | 0   | 0  | 0  | 1   | 0  | 0   | 0   | 0.0  |

## CURRENT STREAK

Won 1

## LAST HOME LOSS

11/13/15 (75-78)

## MOST POINTS ALLOWED

118 vs. Miami, 1/15/07 (OT)  
111 vs. Miami, 1/5/92

## CURRENT HOME STREAK

Won 1

## LAST ROAD LOSS

11/10/15 (88-101)

## FEWEST POINTS SCORED

75 vs. Miami, 1/13/15

## CURRENT ROAD STREAK

Lost 8

## LARGEST WINNING MARGIN

47 @ Miami, 11/23/88 (138-91)

## FEWEST POINTS ALLOWED

75 @ Miami, 12/13/89

## LAST HOME WIN

3/30/16 (102-100 OT)

## LARGEST LOSING MARGIN

17 @ Miami, 11/25/97 (103-86)  
17 @ Miami, 12/23/93 (109-92)

## HIGH INDIV. GAME (LAKERS)

42, K. Bryant vs. Miami, 12/25/04

## LAST ROAD WIN

2/10/08 (104-94)

## MOST POINTS SCORED

138 @ Miami, 11/23/88

## HIGH INDIV. GAME (HEAT)

40, D. Wade @ Miami, 12/25/06





**Milwaukee Bucks**

1001 N. Fourth Street, Milwaukee, WI 53203  
 phone: (414) 227-0500 / www.bucks.com

**BASKETBALL DIRECTORY / GENERAL INFORMATION**

**Owners:** Wes Edens, Marc Lasry & Jamie Dinan  
**General Manager:** John Hammond  
**Head Coach:** Jason Kidd  
**Assistant Coaches:** Joe Prunty, Eric Hughes, Greg Foster, Sean Sweeney, Stacey Augmon  
**Director of Performance:** Troy Flanagan  
**Vice President of Public Relations:** Dan Smyczek  
**Director of Communications:** Mark Rosenberg  
**Home Court:** BMO Harris Bradley Center (18,717) - opened in 1988  
**Colors:** Good Land Green, Cream City Cream, Great Lakes Blue, Bucks Black  
**Radio:** 620 WTMJ - Ted Davis, Dennis Krause (home games)  
**Television:** FOX Sports Wisconsin - Jim Paschke, Gus Johnson, Marques Johnson, Jon McGlocklin



**FRANCHISE TIMELINE**

Milwaukee Bucks (founded 1968-69)

**ALL-TIME WIN / LOSS**

|                  |               |               |                |                  |
|------------------|---------------|---------------|----------------|------------------|
| Lakers vs. Bucks | Home<br>51-13 | Away<br>27-37 | Neutral<br>2-0 | Overall<br>80-50 |
|------------------|---------------|---------------|----------------|------------------|

**2015-16 RESULTS**

12/15/15 vs. Milwaukee 113-95 (W)  
 2/22/16 @ Milwaukee 101-108 (L)

**2016-17 MEETINGS**

2/10/17 @ Milwaukee 5:00 pm  
 3/17/17 vs. Milwaukee 7:30 pm

**LAKERS 2015-16 STATISTICS VS. MILWAUKEE**

|          | G | GS | MIN | FG | FGA | FG%  | FG3 | FG3A | FG3% | FT | FTA | FT%   | OFF | DEF | TOT | AST | PF | DQ | STL | TO | BLK | PTS | P/G  |
|----------|---|----|-----|----|-----|------|-----|------|------|----|-----|-------|-----|-----|-----|-----|----|----|-----|----|-----|-----|------|
| Bryant   | 2 | 2  | 52  | 10 | 27  | .370 | 4   | 12   | .333 | 13 | 14  | .929  | 0   | 8   | 8   | 8   | 5  | 0  | 1   | 4  | 0   | 37  | 18.5 |
| Williams | 2 | 1  | 62  | 6  | 21  | .286 | 1   | 9    | .111 | 17 | 20  | .850  | 1   | 8   | 9   | 8   | 5  | 0  | 3   | 6  | 0   | 30  | 15.0 |
| Young    | 2 | 0  | 44  | 8  | 20  | .400 | 6   | 14   | .429 | 7  | 10  | .700  | 0   | 4   | 4   | 1   | 1  | 0  | 0   | 2  | 0   | 29  | 14.5 |
| Russell  | 2 | 1  | 59  | 10 | 18  | .556 | 5   | 9    | .556 | 3  | 4   | .750  | 2   | 7   | 9   | 11  | 3  | 0  | 3   | 2  | 0   | 28  | 14.0 |
| Clarkson | 2 | 2  | 57  | 10 | 24  | .417 | 5   | 8    | .625 | 2  | 3   | .667  | 2   | 7   | 9   | 6   | 3  | 0  | 5   | 6  | 0   | 27  | 13.5 |
| Randle   | 2 | 1  | 51  | 7  | 17  | .412 | 0   | 1    | .000 | 5  | 8   | .625  | 6   | 15  | 21  | 2   | 7  | 0  | 0   | 6  | 1   | 19  | 9.5  |
| Hibbert  | 2 | 2  | 45  | 6  | 14  | .429 | 0   | 0    | ---  | 2  | 3   | .667  | 6   | 7   | 13  | 2   | 4  | 0  | 0   | 1  | 2   | 14  | 7.0  |
| Bass     | 2 | 0  | 21  | 4  | 7   | .571 | 0   | 0    | ---  | 3  | 4   | .750  | 2   | 4   | 6   | 0   | 4  | 0  | 0   | 2  | 0   | 11  | 5.5  |
| Kelly    | 1 | 0  | 8   | 1  | 2   | .500 | 0   | 0    | ---  | 2  | 2   | 1.000 | 1   | 1   | 2   | 1   | 2  | 0  | 0   | 0  | 0   | 4   | 4.0  |
| Sacre    | 1 | 0  | 22  | 2  | 5   | .400 | 0   | 0    | ---  | 0  | 0   | ---   | 1   | 2   | 3   | 1   | 4  | 0  | 0   | 1  | 2   | 4   | 4.0  |
| Nance    | 2 | 1  | 33  | 3  | 4   | .750 | 0   | 0    | ---  | 0  | 0   | ---   | 6   | 2   | 8   | 3   | 3  | 0  | 0   | 0  | 0   | 6   | 3.0  |
| Black    | 1 | 0  | 12  | 1  | 3   | .333 | 0   | 0    | ---  | 0  | 0   | ---   | 2   | 0   | 2   | 0   | 1  | 0  | 1   | 0  | 0   | 2   | 2.0  |
| Huertas  | 2 | 0  | 14  | 1  | 3   | .333 | 1   | 3    | .333 | 0  | 0   | ---   | 0   | 4   | 4   | 1   | 0  | 0  | 1   | 1  | 0   | 3   | 1.5  |

**CURRENT STREAK**

Lost 1

**LAST HOME LOSS**

12/31/13 (79-94)

**MOST POINTS ALLOWED**

130 vs. Milwaukee, 3/21/76

**CURRENT HOME STREAK**

Won 2

**LAST ROAD LOSS**

2/22/16 (101-108)

**FEWEST POINTS SCORED**

79 vs. Milwaukee, 12/21/10  
 79 vs. Milwaukee, 12/31/13

**CURRENT ROAD STREAK**

Lost 5

**LARGEST WINNING MARGIN**

29 vs. Milwaukee, 11/15/83 (126-97)

**FEWEST POINTS ALLOWED**

77 vs. Milwaukee, 1/10/10

**LAST HOME WIN**

12/15/15 (113-95)

**LARGEST LOSING MARGIN**

34 @ Milwaukee, 2/11/71 (88-122)

**HIGH INDIV. GAME (LAKERS)**

44, J. West @ Milwaukee, 1/21/69

**LAST ROAD WIN**

11/16/10 (118-107)

**MOST POINTS SCORED**

137 @ Milwaukee, 11/14/78

**HIGH INDIV. GAME (BUCKS)**

50, K. Abdul-Jabbar vs. Milwaukee, 3/17/73





# MINNESOTA TIMBERWOLVES

## Minnesota Timberwolves

600 Hennepin Avenue, Suite 300, Minneapolis, MN 55403  
phone: (612) 673-1600 / fax: (612) 673-1699 / www.timberwolves.com

## BASKETBALL DIRECTORY / GENERAL INFORMATION

Owner: Glen Taylor  
President of Basketball Operations / Head Coach: Tom Thibodeau  
General Manager: Scott Layden  
Assistant Coaches: Andy Greer, Ryan Saunders, Rick Brunson  
Director of Medical Operations / Head Athletic Trainer: Gregg Farnam  
Vice President of Communications: Brad Ruitter  
Sr. Public Relations Manager: Aaron Seehusen  
Communications Manager: Dan Bell  
Home Court: Target Center (19,356) - opened in 1990  
Colors: Green, Blue, Silver  
Radio: WCCO (AM 830) - Alan Horton  
Television: Fox Sports North - Dave Benz, Jim Petersen



## FRANCHISE TIMELINE

Minnesota Timberwolves (founded 1989-90)

## ALL-TIME WIN / LOSS

|                     | Home | Away  | Neutral | Overall |
|---------------------|------|-------|---------|---------|
| Lakers vs. T'Wolves | 42-9 | 33-18 | -       | 75-27   |

## 2015-16 RESULTS

10/28/15 vs. Minnesota 111-112 (L)  
12/9/15 @ Minnesota 122-123 OT (L)  
2/2/16 vs. Minnesota 119-115 (W)

## 2016-17 MEETINGS

11/13/16 @ Minnesota 4:00 pm  
3/24/17 vs. Minnesota 7:30 pm  
3/30/17 @ Minnesota 5:00 pm  
4/9/17 vs. Minnesota 6:30 pm

## LAKERS 2015-16 STATISTICS VS. MINNESOTA

|          | G | GS | MIN | FG | FGA | FG%  | FG3 | FG3A | FG3% | FT | FTA | FT%   | OFF | DEF | TOT | AST | PF | DQ | STL | TO | BLK | PTS | P/G  |
|----------|---|----|-----|----|-----|------|-----|------|------|----|-----|-------|-----|-----|-----|-----|----|----|-----|----|-----|-----|------|
| Bryant   | 3 | 3  | 86  | 23 | 58  | .397 | 11  | 26   | .423 | 16 | 17  | .941  | 2   | 8   | 10  | 7   | 6  | 0  | 5   | 4  | 0   | 73  | 24.3 |
| Williams | 3 | 2  | 95  | 17 | 34  | .500 | 7   | 16   | .438 | 19 | 23  | .826  | 3   | 6   | 9   | 10  | 4  | 0  | 2   | 2  | 1   | 60  | 20.0 |
| Randle   | 3 | 2  | 95  | 19 | 40  | .475 | 0   | 0    | ---  | 12 | 19  | .632  | 8   | 27  | 35  | 5   | 9  | 0  | 1   | 2  | 0   | 50  | 16.7 |
| Russell  | 3 | 1  | 86  | 16 | 39  | .410 | 5   | 17   | .294 | 8  | 11  | .727  | 2   | 5   | 7   | 8   | 9  | 0  | 1   | 7  | 0   | 45  | 15.0 |
| Clarkson | 3 | 3  | 88  | 20 | 33  | .606 | 0   | 6    | .000 | 4  | 8   | .500  | 0   | 9   | 9   | 6   | 8  | 0  | 2   | 6  | 0   | 44  | 14.7 |
| Young    | 3 | 0  | 62  | 11 | 21  | .524 | 6   | 14   | .429 | 1  | 1   | 1.000 | 3   | 3   | 3   | 2   | 5  | 0  | 2   | 1  | 0   | 29  | 9.7  |
| Sacre    | 1 | 0  | 19  | 4  | 5   | .800 | 0   | 0    | ---  | 1  | 2   | .500  | 1   | 2   | 3   | 0   | 6  | 1  | 0   | 0  | 0   | 9   | 9.0  |
| Hibbert  | 3 | 3  | 76  | 5  | 11  | .455 | 0   | 0    | ---  | 12 | 12  | 1.000 | 8   | 10  | 18  | 6   | 10 | 0  | 1   | 2  | 3   | 22  | 7.3  |
| Bass     | 2 | 0  | 45  | 3  | 7   | .429 | 0   | 0    | ---  | 2  | 3   | .667  | 2   | 7   | 9   | 4   | 5  | 0  | 1   | 3  | 0   | 8   | 4.0  |
| Kelly    | 1 | 0  | 21  | 1  | 5   | .200 | 0   | 2    | .000 | 1  | 1   | 1.000 | 1   | 5   | 6   | 3   | 4  | 0  | 0   | 1  | 1   | 3   | 3.0  |
| Huerfias | 2 | 0  | 30  | 2  | 3   | .667 | 1   | 2    | .500 | 0  | 0   | ---   | 1   | 2   | 3   | 6   | 3  | 0  | 2   | 2  | 0   | 5   | 2.5  |
| Black    | 1 | 0  | 20  | 1  | 2   | .500 | 0   | 0    | ---  | 0  | 0   | ---   | 0   | 4   | 4   | 2   | 5  | 0  | 1   | 1  | 2   | 2   | 2.0  |
| Nance    | 1 | 1  | 22  | 1  | 5   | .200 | 0   | 0    | ---  | 0  | 0   | ---   | 0   | 3   | 3   | 1   | 2  | 0  | 2   | 0  | 0   | 2   | 2.0  |

## CURRENT STREAK

Won 1

## LAST ROAD LOSS

12/9/15 (122-123 OT)

## FEWEST POINTS SCORED

74 @ Minnesota, 11/9/05

## CURRENT HOME STREAK

Won 1

## LARGEST WINNING MARGIN

33 vs. Minnesota, 2/9/00 (114-81)

## FEWEST POINTS ALLOWED

73 vs. Minnesota, 3/26/04  
73 @ Minnesota, 12/6/90

## CURRENT ROAD STREAK

Lost 1

## LARGEST LOSING MARGIN

36 @ Minnesota, 3/28/14 (143-107)

## HIGH INDIV. GAME (LAKERS)

50, K. Bryant vs. Minnesota, 3/18/07  
50, C. Ceallos vs. Minnesota, 12/20/94

## LAST HOME WIN

2/2/16 (119-115)

## MOST POINTS SCORED

132 @ Minnesota, 1/30/09

## HIGH INDIV. GAME (WOLVES)

37, K. Martin @ Minnesota, 12/9/15

## LAST ROAD WIN

3/25/15 (101-99 OT)

## MOST POINTS ALLOWED

143 @ Minnesota, 3/28/14

## LAST HOME LOSS

10/28/15 (111-112)





**New Orleans Pelicans**

5800 Airline Drive, Metairie, LA 70003  
 phone: (504) 593-4700 / www.pelicans.com

**BASKETBALL DIRECTORY / GENERAL INFORMATION**

**Owner:** Tom Benson  
**Executive Officer:** Gayle Benson  
**General Manager:** Dell Demps  
**Head Coach:** Alvin Gentry  
**Assistant Coaches:** Phil Weber, Robert Pack, Fred Vinson, Kevin Hanson  
**Head Athletic Trainer:** Duane Brooks  
**Senior VP of Communications / Broadcasting:** Greg Benschel  
**Director of Basketball Communications:** Matt Ryan  
**Basketball Communications Manager:** Will McClaran  
**Home Court:** Smoothie King Center (16,867) - opened in 1999  
**Colors:** Blue, Gold, Red  
**Radio:** WRNO (99.5 FM) - Sean Kelley, John DeShazier  
**Television:** Fox Sports New Orleans - Joel Meyers, David Wesley, Jen Hale



**FRANCHISE TIMELINE**

New Orleans Hornets (founded 2002-03) W/L: 27-9  
 NO/Oklahoma City (2005-07)  
 New Orleans Pelicans (founded 2013-14) W/L: 3-7

**ALL-TIME WIN / LOSS**

|                 | Home | Away | Neutral | Overall |
|-----------------|------|------|---------|---------|
| All-Time Totals | 16-7 | 14-9 | -       | 30-16   |

**2015-16 RESULTS**

1/12/16 vs. New Orleans 95-91 (W)  
 2/4/16 @ New Orleans 99-96 (W)  
 4/8/16 @ New Orleans 102-110 (L)

**2016-17 MEETINGS**

11/12/16 @ New Orleans 4:00 pm  
 11/29/16 @ New Orleans 5:00 pm  
 3/5/17 vs. New Orleans 6:30 pm  
 4/11/17 vs. New Orleans 7:30 pm

**LAKERS 2015-16 STATISTICS VS. NEW ORLEANS**

|          | G | GS | MIN | FG | FGA | FG%  | FG3 | FG3A | FG3% | FT | FTA | FT%   | OFF | DEF | TOT | AST | PF | DQ | STL | TO | BLK | PTS  | P/G  |
|----------|---|----|-----|----|-----|------|-----|------|------|----|-----|-------|-----|-----|-----|-----|----|----|-----|----|-----|------|------|
| Clarkson | 3 | 3  | 106 | 23 | 46  | .500 | 8   | 17   | .471 | 8  | 11  | .727  | 7   | 8   | 15  | 4   | 11 | 0  | 3   | 9  | 0   | 62   | 20.7 |
| Russell  | 3 | 1  | 86  | 19 | 36  | .528 | 5   | 13   | .385 | 15 | 19  | .789  | 0   | 9   | 8   | 10  | 0  | 1  | 6   | 0  | 58  | 19.3 |      |
| Bryant   | 3 | 3  | 70  | 17 | 48  | .354 | 7   | 25   | .280 | 7  | 9   | .778  | 3   | 15  | 18  | 7   | 2  | 0  | 4   | 4  | 0   | 48   | 16.0 |
| Williams | 2 | 2  | 67  | 7  | 21  | .333 | 1   | 10   | .100 | 12 | 14  | .857  | 0   | 5   | 5   | 9   | 5  | 0  | 0   | 5  | 1   | 27   | 13.5 |
| Brown    | 1 | 0  | 23  | 3  | 5   | .600 | 2   | 4    | .500 | 1  | 3   | .333  | 0   | 4   | 4   | 0   | 0  | 0  | 0   | 0  | 0   | 9    | 9.0  |
| Randle   | 3 | 2  | 88  | 10 | 25  | .400 | 0   | 0    | ---  | 5  | 8   | .625  | 4   | 19  | 23  | 9   | 10 | 0  | 2   | 3  | 0   | 25   | 8.3  |
| Nance    | 2 | 1  | 55  | 7  | 14  | .500 | 0   | 0    | ---  | 2  | 2   | 1.000 | 4   | 6   | 10  | 1   | 3  | 0  | 4   | 0  | 2   | 16   | 8.0  |
| Huertás  | 1 | 0  | 27  | 3  | 8   | .375 | 0   | 1    | .000 | 1  | 1   | 1.000 | 1   | 0   | 1   | 4   | 4  | 0  | 0   | 3  | 0   | 7    | 7.0  |
| Bass     | 2 | 0  | 39  | 5  | 14  | .357 | 0   | 0    | ---  | 1  | 2   | .500  | 3   | 5   | 8   | 2   | 3  | 0  | 0   | 3  | 0   | 11   | 5.5  |
| Young    | 2 | 0  | 25  | 2  | 5   | .400 | 1   | 3    | .333 | 6  | 6   | 1.000 | 0   | 4   | 4   | 1   | 1  | 0  | 2   | 1  | 1   | 11   | 5.5  |
| Hibbert  | 3 | 3  | 66  | 5  | 16  | .313 | 0   | 0    | ---  | 4  | 4   | 1.000 | 4   | 15  | 19  | 1   | 5  | 0  | 2   | 2  | 3   | 14   | 4.7  |
| Black    | 2 | 0  | 32  | 3  | 4   | .750 | 0   | 0    | ---  | 0  | 0   | ---   | 1   | 5   | 6   | 1   | 5  | 0  | 1   | 1  | 1   | 6    | 3.0  |
| Kelly    | 1 | 0  | 22  | 1  | 5   | .200 | 0   | 0    | ---  | 0  | 0   | ---   | 2   | 1   | 3   | 0   | 0  | 0  | 0   | 0  | 1   | 2    | 2.0  |
| Sacre    | 1 | 0  | 15  | 0  | 2   | .000 | 0   | 0    | ---  | 0  | 0   | ---   | 1   | 3   | 4   | 1   | 3  | 0  | 1   | 0  | 0   | 0    | 0.0  |

**CURRENT STREAK**

Lost 1

**LAST HOME LOSS**

4/1/15 (92-113)

**MOST POINTS ALLOWED**

132 vs. New Orleans, 3/4/14

**CURRENT HOME STREAK**

Won 1

**LAST ROAD LOSS**

4/8/16 (102-110)

**FEWEST POINTS SCORED**

80 @ New Orleans, 1/21/15

**CURRENT ROAD STREAK**

Lost 1

**LARGEST WINNING MARGIN**

29 @ New Orleans, 1/9/08 (109-80)

**FEWEST POINTS ALLOWED**

76 vs. New Orleans, 11/28/04

**LAST HOME WIN**

1/12/16 (95-91)

**LARGEST LOSING MARGIN**

21 vs. New Orleans, 4/1/15 (92-113)

**HIGH INDIV. GAME (LAKERS)**

50, K. Bryant @ New Orleans, 3/23/07

**LAST ROAD WIN**

2/4/16 (99-96)

**MOST POINTS SCORED**

125 vs. New Orleans, 3/4/14

**HIGH INDIV. GAME (PELICANS)**

40, D. West vs. New Orleans, 1/6/09







# NEW YORK KNICKS



## New York Knicks

Two Pennsylvania Plaza, New York, NY 10121  
phone: (212) 465-6471 / fax: (212) 465-6498 / www.nyknicks.com

## BASKETBALL DIRECTORY / GENERAL INFORMATION

Exec. Chairman, The Madison Square Garden Company: James L. Dolan

President: Phil Jackson

Head Coach: Jeff Hornacek

Associate Head Coach: Kurt Rambis

Assistant Coaches: Howard Easley, Corey Gaines,

Joshua Longstaff, Jerry Sichting

Head Athletic Trainer: Roger Hinds

Media Relations: Jonathan Supranowitz, Gregg Schwartz,

Derek Lapinski, Shakeemah Simmons

Home Court: Madison Square Garden (19,812) - opened in 1968

Colors: Orange, Blue and White

Radio: ESPN Radio (98.7 FM) - Mike Crispino, Brendan Brown

Television: MSG Network - Mike Breen, Walt Frazier

## FRANCHISE TIMELINE

New York Knicks (founded 1946-47)

## ALL-TIME WIN / LOSS

|                        | Home         | Away         | Neutral     | Overall        |
|------------------------|--------------|--------------|-------------|----------------|
| Minneapolis Era        | 24-12        | 10-26        | 12-7        | 46-45          |
| Los Angeles Era        | 62-28        | 50-43        | 7-2         | 119-73         |
| <b>All-Time Totals</b> | <b>86-40</b> | <b>60-69</b> | <b>19-9</b> | <b>165-118</b> |

## 2015-16 MEETINGS

11/8/15 @ New York 95-99 (L)

3/13/16 vs. New York 87-90 (L)

## 2016-17 MEETINGS

12/11/16 vs. New York 6:30 pm

2/6/17 @ New York 4:00 pm (TNT)

## LAKERS 2015-16 STATISTICS VS. NEW YORK

|             | G | GS | MIN | FG | FGA | FG%  | FG3 | FG3A | FG3% | FT | FTA | FT%   | OFF | DEF | TOT | AST | PF | DQ | STL | TO | BLK | PTS | P/IG |
|-------------|---|----|-----|----|-----|------|-----|------|------|----|-----|-------|-----|-----|-----|-----|----|----|-----|----|-----|-----|------|
| Bryant      | 2 | 2  | 59  | 11 | 34  | .324 | 3   | 14   | .214 | 7  | 11  | .636  | 0   | 4   | 4   | 3   | 4  | 0  | 2   | 2  | 0   | 32  | 16.0 |
| Hibbert     | 2 | 2  | 55  | 8  | 13  | .615 | 0   | 0    | ---  | 9  | 11  | .818  | 4   | 12  | 16  | 2   | 8  | 0  | 0   | 0  | 2   | 25  | 12.5 |
| Williams    | 2 | 0  | 47  | 10 | 24  | .417 | 2   | 9    | .222 | 2  | 3   | .667  | 1   | 2   | 3   | 10  | 2  | 0  | 2   | 2  | 0   | 24  | 12.0 |
| Bass        | 1 | 0  | 26  | 4  | 6   | .667 | 0   | 0    | ---  | 3  | 3   | 1.000 | 1   | 4   | 5   | 1   | 2  | 0  | 0   | 0  | 1   | 11  | 11.0 |
| Clarkson    | 2 | 2  | 51  | 10 | 29  | .345 | 2   | 6    | .333 | 0  | 0   | ---   | 2   | 3   | 5   | 3   | 3  | 0  | 4   | 3  | 0   | 22  | 11.0 |
| Young       | 1 | 0  | 19  | 4  | 10  | .400 | 2   | 5    | .400 | 0  | 0   | ---   | 0   | 0   | 0   | 0   | 0  | 0  | 0   | 0  | 0   | 10  | 10.0 |
| Huertias    | 1 | 0  | 26  | 3  | 7   | .429 | 0   | 1    | .000 | 3  | 4   | .750  | 1   | 3   | 4   | 2   | 1  | 0  | 0   | 2  | 0   | 9   | 9.0  |
| Black       | 1 | 0  | 15  | 4  | 6   | .667 | 0   | 0    | ---  | 0  | 2   | .000  | 1   | 3   | 4   | 1   | 2  | 0  | 0   | 0  | 2   | 8   | 8.0  |
| Randle      | 2 | 2  | 52  | 5  | 19  | .263 | 0   | 1    | .000 | 3  | 4   | .750  | 6   | 13  | 19  | 4   | 7  | 0  | 0   | 3  | 0   | 13  | 6.5  |
| World Peace | 2 | 0  | 32  | 4  | 9   | .444 | 2   | 4    | .500 | 2  | 2   | 1.000 | 1   | 10  | 11  | 2   | 2  | 0  | 1   | 0  | 1   | 12  | 6.0  |
| Russell     | 2 | 2  | 50  | 4  | 14  | .286 | 1   | 2    | .500 | 1  | 3   | .333  | 2   | 5   | 7   | 5   | 4  | 0  | 4   | 3  | 0   | 10  | 5.0  |
| Nance       | 2 | 0  | 43  | 3  | 7   | .429 | 0   | 0    | ---  | 0  | 1   | .000  | 3   | 10  | 13  | 0   | 4  | 0  | 0   | 1  | 1   | 6   | 3.0  |
| Kelly       | 1 | 0  | 5   | 0  | 1   | .000 | 0   | 1    | .000 | 0  | 0   | ---   | 0   | 0   | 0   | 0   | 1  | 0  | 0   | 0  | 0   | 0   | 0.0  |

## CURRENT STREAK

Lost 4

## LAST HOME LOSS

3/13/16 (87-90)

## MOST POINTS ALLOWED

142 @ New York, 12/31/57

140 @ New York, 2/12/66

## CURRENT HOME STREAK

Lost 2

## LAST ROAD LOSS

11/8/15 (95-99)

## FEWEST POINTS SCORED\*

78 vs. New York, 4/1/01

78 vs. New York, 12/7/93

## CURRENT ROAD STREAK

Lost 5

## LARGEST WINNING MARGIN

37 vs. New York, 3/1/61 (144-107)

## FEWEST POINTS ALLOWED\*

68 vs. New York, 2/26/92

## LAST HOME WIN

3/25/14 (127-96)

## LARGEST LOSING MARGIN

33 @ New York, 3/16/71 (82-115)

## HIGH INDIV. GAME (LAKERS)

71, E. Baylor @ New York, 11/15/60

## LAST ROAD WIN

2/11/11 (113-96)

## MOST POINTS SCORED

152 vs. New York, 1/15/66

## HIGH INDIV. GAME (KNICKS)

53, A. Houston vs. New York, 2/16/03

53, W. Reed vs. New York, 11/1/67





**Oklahoma City Thunder**

208 Thunder Dr., Oklahoma City, OK 73102  
 phone: (405) 208-4800 / www.okcthunder.com

**BASKETBALL DIRECTORY / GENERAL INFORMATION**

**Chairman:** Clayton I. Bennett  
**Executive Vice President & General Manager:** Sam Presti  
**Head Coach:** Billy Donovan  
**Assistant Coaches:** Mark Bryant, Vin Bhavnani, Maurice Cheeks, Anthony Grant, Adrian Griffin, Royal Ivey, Darko Rajakovic  
**Head Athletic Trainer:** Joe Sharpe  
**Director of Basketball Communications:** Matt Tumbleson  
**Managers of Basketball Communications:** Michael Ravina, John Read  
**Home Court:** Chesapeake Energy Arena (18,203) - opened in 2002  
**Colors:** Blue, Red, Yellow, Dark Blue  
**Radio:** WWLS (98.1 FM / 640 AM) - Matt Pinto  
**Spanish Radio:** WKY (930 AM) - Eleno Ornelas  
**Television:** Fox Sports Oklahoma - Michael Cage, Brian Davis, Lesley McCaslin



**FRANCHISE TIMELINE**

Seattle Sonics (founded 1967-68) W/L: 128-83  
 Oklahoma City (founded 2008-09) W/L: 11-17

**ALL-TIME WIN / LOSS**

|                          | Home  | Away  | Neutral | Overall |
|--------------------------|-------|-------|---------|---------|
| All-Time Totals          | 86-36 | 53-64 | -       | 139-100 |
| Lakers vs. Oklahoma City | 7-8   | 4-9   | -       | 11-17   |

**2015-16 RESULTS**

12/19/15 @ Oklahoma City 78-118 (L)  
 12/23/15 vs. Oklahoma City 85-120 (L)  
 1/8/16 vs. Oklahoma City 113-117 (L)  
 4/11/16 @ Oklahoma City 79-112 (L)

**2016-17 MEETINGS**

10/30/16 @ Oklahoma City 4:00 pm  
 11/22/16 vs. Oklahoma City 7:30 pm  
 2/24/17 @ Oklahoma City 5:00 pm

**LAKERS 2015-16 STATISTICS VS. OKLAHOMA CITY**

|             | G | GS | MIN | FG | FGA | FG%  | FG3 | FG3A | FG3% | FT | FTA | FT%   | OFF | DEF | TOT | AST | PF | DQ | STL | TO | BLK | PTS | P/G  |
|-------------|---|----|-----|----|-----|------|-----|------|------|----|-----|-------|-----|-----|-----|-----|----|----|-----|----|-----|-----|------|
| Williams    | 3 | 3  | 87  | 17 | 42  | .405 | 9   | 22   | .409 | 23 | 27  | .852  | 1   | 4   | 5   | 4   | 5  | 0  | 6   | 2  | 0   | 66  | 22.0 |
| Bryant      | 3 | 3  | 75  | 19 | 54  | .352 | 6   | 21   | .286 | 7  | 7   | 1.000 | 3   | 3   | 6   | 9   | 8  | 0  | 3   | 6  | 0   | 51  | 17.0 |
| Young       | 1 | 0  | 21  | 5  | 13  | .385 | 3   | 9    | .333 | 1  | 1   | 1.000 | 0   | 0   | 0   | 0   | 0  | 0  | 0   | 1  | 0   | 14  | 14.0 |
| Clarkson    | 4 | 4  | 130 | 19 | 53  | .358 | 3   | 16   | .188 | 12 | 14  | .857  | 3   | 12  | 15  | 9   | 5  | 0  | 5   | 8  | 0   | 53  | 13.3 |
| World Peace | 1 | 0  | 23  | 3  | 10  | .300 | 2   | 6    | .333 | 4  | 4   | 1.000 | 1   | 5   | 6   | 0   | 0  | 0  | 0   | 0  | 0   | 12  | 12.0 |
| Russell     | 4 | 1  | 97  | 15 | 42  | .357 | 5   | 18   | .278 | 8  | 12  | .667  | 3   | 9   | 12  | 11  | 3  | 0  | 1   | 6  | 0   | 43  | 10.8 |
| Kelly       | 2 | 0  | 30  | 6  | 12  | .500 | 1   | 2    | .500 | 2  | 4   | .500  | 1   | 5   | 6   | 0   | 0  | 0  | 3   | 1  | 1   | 15  | 7.5  |
| Sacre       | 3 | 0  | 58  | 7  | 15  | .467 | 0   | 0    | ---  | 7  | 12  | .583  | 8   | 9   | 17  | 1   | 9  | 0  | 2   | 2  | 1   | 21  | 7.0  |
| Bass        | 3 | 0  | 52  | 7  | 14  | .500 | 0   | 0    | ---  | 2  | 2   | 1.000 | 4   | 8   | 12  | 4   | 4  | 0  | 1   | 0  | 2   | 16  | 5.3  |
| Randle      | 3 | 1  | 76  | 6  | 25  | .240 | 1   | 4    | .250 | 0  | 0   | ---   | 6   | 22  | 28  | 4   | 10 | 1  | 1   | 10 | 0   | 13  | 4.3  |
| Hibbert     | 4 | 4  | 87  | 7  | 15  | .467 | 0   | 0    | ---  | 2  | 2   | 1.000 | 3   | 7   | 10  | 3   | 17 | 0  | 3   | 4  | 6   | 16  | 4.0  |
| Nance       | 4 | 3  | 73  | 6  | 13  | .462 | 0   | 0    | ---  | 2  | 4   | .500  | 3   | 14  | 17  | 3   | 7  | 0  | 3   | 3  | 1   | 14  | 3.5  |
| Black       | 1 | 0  | 11  | 1  | 2   | .500 | 0   | 0    | ---  | 1  | 2   | .500  | 1   | 2   | 3   | 1   | 3  | 0  | 0   | 0  | 0   | 3   | 3.0  |
| Brown       | 3 | 1  | 70  | 4  | 16  | .250 | 1   | 9    | .111 | 0  | 0   | ---   | 1   | 4   | 5   | 5   | 6  | 0  | 3   | 3  | 2   | 9   | 3.0  |
| Huertas     | 4 | 0  | 70  | 3  | 14  | .214 | 0   | 3    | .000 | 3  | 3   | 1.000 | 2   | 5   | 7   | 13  | 3  | 0  | 2   | 4  | 0   | 9   | 2.3  |

**CURRENT STREAK**

Lost 8

**LAST ROAD LOSS**

4/11/16 (79-112)

**FEWEST POINTS SCORED**

75 @ Oklahoma City, 3/26/10  
 79 vs. Seattle, 12/23/92

**CURRENT HOME STREAK**

Lost 4

**LARGEST WINNING MARGIN**

38 vs. Seattle, 2/2/68 (151-113)  
 18 @ Oklahoma City, 3/24/09 (107-89)

**FEWEST POINTS ALLOWED**

71 vs. Seattle, 3/19/96  
 85 vs. Oklahoma City, 11/22/09

**CURRENT ROAD STREAK**

Lost 8

**LARGEST LOSING MARGIN**

40 @ Oklahoma City, 12/19/15 (78-118)  
 33 @ Seattle, 11/30/00 (121-88)

**HIGH INDIV. GAME (LAKERS)**

44, L. Williams vs. Oklahoma City, 1/8/16  
 50, K. Bryant vs. Seattle, 4/15/07

**LAST HOME WIN**

3/9/14 (114-110)

**MOST POINTS SCORED**

154 vs. Seattle, 1/21/68  
 114 vs. Oklahoma City, 3/9/14

**HIGH INDIV. GAME (THUNDER)**

47, B. Rule @ Seattle, 11/21/67  
 43, K. Durant vs. Oklahoma City, 2/13/14

**LAST ROAD WIN**

2/27/11 (90-87)

**MOST POINTS ALLOWED**

137 @ Seattle, 11/21/67  
 131 @ Oklahoma City, 3/13/14

**LAST HOME LOSS**

1/8/16 (113-117)





# ORLANDO MAGIC



### Orlando Magic

8701 Maitland Summit Boulevard, Orlando, FL 32810  
phone: (407) 916-2400 / fax: (407) 916-2830 / www.orlandomagic.com

### BASKETBALL DIRECTORY / GENERAL INFORMATION

**Senior Chairman:** Rich DeVos  
**Chairman:** Dan DeVos  
**Chief Executive Officer:** Alex Martins  
**General Manager:** Rob Hennigan  
**Head Coach:** Frank Vogel  
**Assistant Coaches:** Chad Forcier, Corliss Williamson, David Adelman  
**Assistant Coach/Player Development:** Jay Hernandez  
**Athletic Trainer:** Keon Weise  
**Chief Communications Officer:** Joel Glass  
**Director of Communications:** George Galante  
**Assistant Director of Communications:** Trish Wingerson  
**Communications Manager:** Melanie Curtsinger  
**Home Court:** Amway Center (18,846) - opened in 2010  
**Colors:** Blue, Silver, Black  
**Radio:** ESPN 580 AM Orlando - Dennis Neumann, Richie Adubato  
**Spanish Radio:** Salsa 98.1 FM (WNUE-FM), Joey Colon  
**Television:** Fox Sports Florida - David Steele, Jeff Turner

### FRANCHISE TIMELINE

Orlando Magic (founded 1989-90)

### ALL-TIME WIN / LOSS

|                  | Home | Away  | Neutral | Overall |
|------------------|------|-------|---------|---------|
| Lakers vs. Magic | 21-5 | 15-13 | -       | 36-18   |

### 2015-16 RESULTS

11/11/15 @ Orlando 99-101 (L)  
3/8/16 vs. Orlando 107-98 (W)

### 2016-17 MEETINGS

12/23/16 @ Orlando 4:00 pm  
1/8/17 vs. Orlando 6:30 pm

### LAKERS 2015-16 STATISTICS VS. ORLANDO

|             | G | GS | MIN | FG | FGA | FG%  | FG3 | FG3A | FG3% | FT | FTA | FT%   | OFF DEF | TOT | AST | PF | DQ | STL | TO | BLK | PTS | P/G |      |
|-------------|---|----|-----|----|-----|------|-----|------|------|----|-----|-------|---------|-----|-----|----|----|-----|----|-----|-----|-----|------|
| Russell     | 2 | 2  | 68  | 17 | 34  | .500 | 4   | 11   | .364 | 3  | 4   | .750  | 1       | 7   | 8   | 6  | 4  | 0   | 4  | 5   | 1   | 41  | 20.5 |
| Randle      | 2 | 2  | 58  | 15 | 26  | .577 | 0   | 3    | .000 | 5  | 9   | .556  | 3       | 16  | 19  | 5  | 5  | 0   | 2  | 2   | 1   | 35  | 17.5 |
| Clarkson    | 2 | 2  | 62  | 11 | 24  | .458 | 5   | 14   | .357 | 1  | 1   | 1.000 | 1       | 6   | 7   | 8  | 3  | 0   | 0  | 3   | 0   | 28  | 14.0 |
| Williams    | 1 | 0  | 29  | 2  | 8   | .250 | 0   | 3    | .000 | 9  | 10  | .900  | 0       | 3   | 3   | 3  | 1  | 0   | 0  | 1   | 0   | 13  | 13.0 |
| Hibbert     | 2 | 2  | 50  | 7  | 11  | .636 | 0   | 0    | ---  | 7  | 9   | .778  | 2       | 6   | 8   | 4  | 3  | 0   | 1  | 2   | 4   | 21  | 10.5 |
| Nance       | 2 | 0  | 40  | 10 | 15  | .667 | 1   | 2    | .500 | 0  | 0   | ---   | 6       | 7   | 13  | 1  | 4  | 0   | 2  | 2   | 0   | 21  | 10.5 |
| World Peace | 2 | 1  | 43  | 5  | 8   | .625 | 2   | 4    | .500 | 1  | 2   | .500  | 0       | 4   | 4   | 3  | 5  | 0   | 1  | 1   | 2   | 13  | 6.5  |
| Bass        | 2 | 0  | 37  | 4  | 11  | .364 | 0   | 0    | ---  | 4  | 4   | 1.000 | 2       | 8   | 10  | 5  | 4  | 0   | 0  | 2   | 0   | 12  | 6.0  |
| Huertias    | 2 | 0  | 33  | 4  | 8   | .500 | 2   | 4    | .500 | 0  | 0   | ---   | 0       | 9   | 9   | 10 | 0  | 0   | 1  | 8   | 0   | 10  | 5.0  |
| Young       | 2 | 1  | 44  | 4  | 12  | .333 | 2   | 8    | .250 | 0  | 0   | ---   | 0       | 3   | 3   | 1  | 1  | 0   | 1  | 2   | 0   | 10  | 5.0  |
| Kelly       | 1 | 0  | 9   | 0  | 1   | .000 | 0   | 0    | ---  | 2  | 2   | 1.000 | 1       | 0   | 1   | 0  | 2  | 0   | 0  | 0   | 0   | 2   | 2.0  |
| Black       | 1 | 0  | 6   | 0  | 2   | .000 | 0   | 0    | ---  | 0  | 0   | ---   | 1       | 2   | 3   | 0  | 1  | 0   | 0  | 0   | 1   | 0   | 0.0  |

### CURRENT STREAK

Won 1

### LAST HOME LOSS

12/2/12 (103-113)

### MOST POINTS ALLOWED

122 @ Orlando, 11/12/04

### CURRENT HOME STREAK

Won 3

### LAST ROAD LOSS

11/11/15 (99-101)

### FEWEST POINTS SCORED

75 @ Orlando, 2/13/11

### CURRENT ROAD STREAK

Lost 3

### LARGEST WINNING MARGIN

26 vs. Orlando, 11/24/90 (115-89)

### FEWEST POINTS ALLOWED

81 vs. Orlando, 12/6/96

### LAST HOME WIN

3/8/16 (107-98)

### LARGEST LOSING MARGIN

26 @ Orlando, 3/23/97 (84-110)

### HIGH INDIV. GAME (LAKERS)

41, K. Bryant @ Orlando, 12/20/08  
41, K. Bryant @ Orlando, 11/12/04

### LAST ROAD WIN

3/12/13 (106-97)

### MOST POINTS SCORED

121 vs. Orlando, 1/10/90

### HIGH INDIV. GAME (MAGIC)

46, S. O'Neal @ Orlando, 3/8/95





**Philadelphia 76ers**

3 Crescent Drive Suite 300, Philadelphia, PA 19112  
 phone: (215) 339-7666 / www.sixers.com

**BASKETBALL DIRECTORY / GENERAL INFORMATION**

**Managing General Partner:** Josh Harris  
**Co-Managing Owner:** David Blitzer  
**President of Basketball Operations:** Bryan Colangelo  
**Head Coach:** Brett Brown  
**Assistant Coaches:** Jim O'Brien, Lloyd Pierce, Kevin Young, Billy Lange, John Townsend, Todd Wright  
**Head Athletic Trainer:** Kevin Johnson  
**Director of Public Relations:** Michael Preston  
**Home Court:** Wells Fargo Center (20,328) - opened in 1996  
**Colors:** Red, White, Blue  
**Radio:** The Fanatic (97.5 FM) - Tom McGinnis  
**Television:** Comcast SportsNet / The Comcast Network - Marc Zumoff, Alaa Abdelnaby, Molly Sullivan



**FRANCHISE TIMELINE / LAKERS RECORD**

Syracuse Nationals (founded 1949-50) W/L: 51-57  
 Philadelphia 76ers (founded 1963-64) W/L: 92-75

**ALL-TIME WIN / LOSS**

|                         | Home         | Away         | Neutral      | Overall        |
|-------------------------|--------------|--------------|--------------|----------------|
| Minneapolis Era         | 16-13        | 9-28         | 10-6         | 35-47          |
| Los Angeles Era         | 64-26        | 35-49        | 9-10         | 108-85         |
| <b>All-Time Totals</b>  | <b>80-39</b> | <b>44-77</b> | <b>19-16</b> | <b>143-132</b> |
| Lakers vs. Philadelphia | 55-26        | 33-45        | 4-4          | 92-75          |

**2015-16 RESULTS**

12/1/15 @ Philadelphia 91-103 (L)  
 1/1/16 vs. Philadelphia 93-84 (W)

**2016-17 MEETINGS**

12/16/16 @ Philadelphia 5:00 pm  
 3/12/17 vs. Philadelphia 6:30 pm

**LAKERS 2015-16 STATISTICS VS. PHILADELPHIA**

|             | G | GS | MIN | FG | FGA | FG%  | FG3 | FG3A | FG3%  | FT | FTA | FT%  | OFF | DEF | TOT | AST | PF | DQ | STL | TO | BLK | PTS | P/G  |
|-------------|---|----|-----|----|-----|------|-----|------|-------|----|-----|------|-----|-----|-----|-----|----|----|-----|----|-----|-----|------|
| Bryant      | 1 | 1  | 32  | 7  | 26  | .269 | 4   | 17   | .235  | 2  | 4   | .500 | 1   | 4   | 5   | 2   | 3  | 0  | 1   | 3  | 0   | 20  | 20.0 |
| Clarkson    | 2 | 2  | 71  | 15 | 36  | .417 | 1   | 4    | .250  | 7  | 9   | .778 | 2   | 5   | 7   | 5   | 4  | 0  | 0   | 0  | 0   | 38  | 19.0 |
| Williams    | 2 | 1  | 58  | 8  | 21  | .381 | 3   | 10   | .300  | 14 | 17  | .824 | 0   | 4   | 4   | 6   | 2  | 0  | 1   | 5  | 1   | 33  | 16.5 |
| Randle      | 2 | 1  | 52  | 11 | 22  | .500 | 0   | 1    | .000  | 5  | 7   | .714 | 5   | 15  | 20  | 2   | 6  | 0  | 3   | 1  | 0   | 27  | 13.5 |
| Russell     | 2 | 1  | 63  | 8  | 28  | .286 | 1   | 5    | .200  | 1  | 2   | .500 | 3   | 5   | 8   | 9   | 4  | 0  | 2   | 6  | 1   | 18  | 9.0  |
| Young       | 2 | 0  | 38  | 4  | 14  | .286 | 3   | 10   | .300  | 1  | 2   | .500 | 1   | 3   | 4   | 1   | 0  | 0  | 4   | 2  | 0   | 12  | 6.0  |
| Brown       | 1 | 1  | 22  | 2  | 3   | .667 | 1   | 1    | 1.000 | 0  | 0   | ---  | 0   | 5   | 5   | 0   | 0  | 0  | 1   | 0  | 0   | 5   | 5.0  |
| World Peace | 1 | 0  | 19  | 0  | 3   | .000 | 0   | 2    | .000  | 5  | 6   | .833 | 0   | 5   | 5   | 1   | 1  | 0  | 0   | 2  | 0   | 5   | 5.0  |
| Bass        | 2 | 0  | 40  | 4  | 6   | .667 | 0   | 0    | ---   | 1  | 2   | .500 | 1   | 6   | 7   | 2   | 5  | 0  | 2   | 1  | 2   | 9   | 4.5  |
| Hibbert     | 2 | 2  | 56  | 3  | 10  | .300 | 0   | 0    | ---   | 3  | 4   | .750 | 5   | 10  | 15  | 3   | 8  | 0  | 1   | 0  | 4   | 9   | 4.5  |
| Nance       | 2 | 1  | 30  | 4  | 7   | .571 | 0   | 0    | ---   | 0  | 0   | ---  | 7   | 9   | 16  | 1   | 3  | 0  | 0   | 1  | 0   | 8   | 4.0  |

**CURRENT STREAK**

Won 1

**LAST HOME LOSS**

12/29/13 (104-111)

**MOST POINTS ALLOWED**

158 @ Philadelphia, 3/18/68

**CURRENT HOME STREAK**

Won 2

**LAST ROAD LOSS**

12/1/15 (91-103)

**FEWEST POINTS SCORED\***

73 @ Philadelphia, 2/5/04

**CURRENT ROAD STREAK**

Lost 1

**LARGEST WINNING MARGIN**

40 @ Philadelphia, 11/10/71 (143-103)  
 40 vs. Philadelphia, 11/19/72 (135-95)

**FEWEST POINTS ALLOWED\***

78 vs. Syracuse, 11/22/56  
 81 @ Philadelphia, 12/17/10

**LAST HOME WIN**

1/1/16 (93-84)

**LARGEST LOSING MARGIN**

31 @ Syracuse, 11/4/51 (67-98)  
 30 @ Philadelphia, 3/18/68 (128-158)

**HIGH INDIV. GAME (LAKERS)**

56, E. Baylor vs. Syracuse, 1/24/61  
 49, J. West vs. Philadelphia, 2/17/68

**LAST ROAD WIN**

3/30/15 (113-111 OT)

**MOST POINTS SCORED**

154 vs. Philadelphia, 12/19/71

**HIGH INDIV. GAME (76ERS)**

65, W. Chamberlain @ Philadelphia, 2/7/66



\* since introduction of the shot clock in 1954-55



# PHOENIX SUNS



## Phoenix Suns

201 East Jefferson Street, Phoenix, AZ 85004  
phone: (602) 379-7900 / fax: (602) 379-7908 / www.suns.com

## BASKETBALL DIRECTORY / GENERAL INFORMATION

**Managing Partner:** Robert Sarver  
**General Manager:** Ryan McDonough  
**Head Coach:** Earl Watson  
**Assistant Coaches:** Tyrone Corbin, Nate Bjorkgren, Marlon Garnett  
**Vice President, Athletic Care / Head Athletic Trainer:** Aaron Nelson  
**Vice President, Basketball Communications:** Julie Fie  
**Senior Manager, Basketball Communications:** Cole Mickelson  
**Manager, Basketball Communications:** DC Headley  
**Home Court:** Talking Stick Resort Arena (18,055) - opened in 1992  
**Colors:** Purple, Orange, Black, Gray, Yellow  
**Radio:** Arizona Sports 98.7 FM - AJ McCoy, Tim Kempton  
**Spanish Radio:** KSUN 1400 AM - Arturo Ochoa, Jorge Moreno, Enrique Cortez  
**Television:** Fox Sports Arizona - Steve Albert, Eddie Johnson, Ann Meyers Drysdale, Kevin Ray

## FRANCHISE TIMELINE

Phoenix Suns (founded 1968-69)

## ALL-TIME WIN / LOSS

|                 | Home  | Away  | Neutral | Overall |
|-----------------|-------|-------|---------|---------|
| Lakers vs. Suns | 89-30 | 45-73 | -       | 134-103 |

## 2015-16 RESULTS

11/16/15 @ Phoenix 101-120 (L)  
 1/3/16 vs. Phoenix 97-77 (W)  
 3/18/16 vs. Phoenix 90-95 (L)  
 3/23/16 @ Phoenix 107-119 (L)

## 2016-17 MEETINGS

11/6/16 vs. Phoenix 6:30 pm  
 12/9/16 vs. Phoenix 7:30 pm (ESPN)  
 2/15/17 @ Phoenix 6:00 pm  
 3/9/17 @ Phoenix 6:30 pm (TNT)

## LAKERS 2015-16 STATISTICS VS. PHOENIX

|             | G | GS | MIN | FG | FGA | FG%  | FG3 | FG3A | FG3% | FT | FTA | FT%   | OFF | DEF | TOT | AST | PF | DQ | STL | TO | BLK | PTS | P/G  |
|-------------|---|----|-----|----|-----|------|-----|------|------|----|-----|-------|-----|-----|-----|-----|----|----|-----|----|-----|-----|------|
| Williams    | 4 | 1  | 105 | 30 | 53  | .566 | 14  | 25   | .560 | 13 | 15  | .867  | 3   | 11  | 14  | 12  | 10 | 1  | 3   | 7  | 1   | 87  | 21.8 |
| Bryant      | 1 | 1  | 28  | 5  | 13  | .385 | 3   | 8    | .375 | 4  | 4   | 1.000 | 0   | 3   | 3   | 2   | 1  | 0  | 0   | 1  | 1   | 17  | 17.0 |
| Clarkson    | 4 | 4  | 123 | 18 | 50  | .360 | 4   | 15   | .267 | 13 | 13  | 1.000 | 4   | 6   | 10  | 12  | 10 | 0  | 3   | 4  | 1   | 53  | 13.3 |
| Russell     | 4 | 3  | 101 | 15 | 49  | .306 | 2   | 13   | .154 | 11 | 14  | .786  | 6   | 7   | 13  | 13  | 10 | 0  | 3   | 7  | 3   | 43  | 10.8 |
| Hibbert     | 4 | 4  | 101 | 15 | 28  | .536 | 0   | 0    | ---  | 6  | 7   | .857  | 5   | 21  | 26  | 6   | 9  | 0  | 3   | 3  | 5   | 36  | 9.0  |
| World Peace | 3 | 2  | 62  | 8  | 19  | .421 | 3   | 9    | .333 | 7  | 11  | .636  | 0   | 8   | 8   | 2   | 6  | 0  | 2   | 1  | 0   | 26  | 8.7  |
| Kelly       | 1 | 0  | 21  | 2  | 5   | .400 | 0   | 1    | .000 | 4  | 6   | .667  | 0   | 9   | 9   | 0   | 1  | 0  | 0   | 1  | 0   | 8   | 8.0  |
| Bass        | 4 | 0  | 83  | 13 | 25  | .520 | 0   | 0    | ---  | 4  | 5   | .800  | 7   | 8   | 15  | 2   | 4  | 0  | 3   | 2  | 5   | 30  | 7.5  |
| Randle      | 4 | 3  | 98  | 10 | 33  | .303 | 0   | 2    | .000 | 9  | 9   | 1.000 | 7   | 34  | 41  | 6   | 14 | 0  | 1   | 11 | 0   | 29  | 7.3  |
| Young       | 2 | 0  | 43  | 5  | 16  | .313 | 2   | 9    | .222 | 2  | 2   | 1.000 | 0   | 4   | 4   | 0   | 3  | 0  | 0   | 2  | 0   | 14  | 7.0  |
| Nance       | 4 | 1  | 100 | 12 | 26  | .462 | 0   | 2    | .000 | 1  | 2   | .500  | 7   | 20  | 27  | 1   | 9  | 0  | 2   | 5  | 4   | 25  | 6.3  |
| Huertias    | 4 | 0  | 56  | 10 | 16  | .625 | 1   | 5    | .200 | 1  | 1   | 1.000 | 3   | 6   | 9   | 13  | 6  | 0  | 2   | 6  | 0   | 22  | 5.5  |
| Brown       | 2 | 1  | 32  | 2  | 7   | .286 | 1   | 3    | .333 | 0  | 0   | ---   | 0   | 3   | 3   | 2   | 0  | 0  | 1   | 3  | 1   | 5   | 2.5  |
| Black       | 2 | 0  | 8   | 0  | 0   | ---  | 0   | 0    | ---  | 0  | 0   | ---   | 0   | 0   | 0   | 1   | 1  | 0  | 0   | 0  | 0   | 0   | 0.0  |

## CURRENT STREAK

Lost 2

## LAST HOME LOSS

3/18/16 (90-95)

## MOST POINTS ALLOWED

138 @ Phoenix, 1/19/84

## CURRENT HOME STREAK

Lost 1

## LAST ROAD LOSS

3/23/16 (107-119)

## FEWEST POINTS SCORED

76 @ Phoenix, 3/18/13

## CURRENT ROAD STREAK

Lost 19

## LARGEST WINNING MARGIN

37 @ Phoenix, 12/28/00 (115-78)  
37 vs. Phoenix, 1/2/87 (155-118)  
37 @ Phoenix, 10/31/85 (144-107)

## FEWEST POINTS ALLOWED

77 vs. Phoenix, 1/3/16

## LAST HOME WIN

1/3/16 (87-77)

## LARGEST LOSING MARGIN

35 @ Phoenix, 12/25/73 (135-100)

## HIGH INDIV. GAME (LAKERS)

66, W. Chamberlain @ Phoenix, 2/9/69

## LAST ROAD WIN

1/5/11 (99-95)

## MOST POINTS SCORED

155 vs. Phoenix, 1/2/87

## HIGH INDIV. GAME (SUNS)

43, G. Goodrich vs. Phoenix, 2/28/69





**Portland Trail Blazers**

One Center Court, Suite 200, Portland, OR 97227  
 phone: (503) 234-9291 / www.trailblazers.com

**BASKETBALL DIRECTORY / GENERAL INFORMATION**

**Owner:** Paul Allen  
**President of Basketball Operations:** Neil Olshey  
**Head Coach:** Terry Stotts  
**Assistant Coaches:** David Vanterpool, Nate Tibbetts, Dale Osbourne, John McCullough and Jim Moran  
**Head Athletic Trainer:** Geoff Clark  
**Vice President of Basketball Communications:** Jim Taylor  
**Basketball Communications Director:** Collin Romer  
**Home Court:** Moda Center (19,441) - opened in 1995  
**Colors:** Scarlet, Black, White  
**Radio:** Rip City Radio 620 AM - Brian Wheeler  
**Television:** KGW (Ch. 8) / Comcast SportsNet - Kevin Calabro, Lamar Hurd



**FRANCHISE TIMELINE**

Portland Trail Blazers (founded 1970-71)

**ALL-TIME WIN / LOSS**

|                    |               |               |              |                   |
|--------------------|---------------|---------------|--------------|-------------------|
| Lakers vs. Blazers | Home<br>76-32 | Away<br>42-66 | Neutral<br>- | Overall<br>118-98 |
|--------------------|---------------|---------------|--------------|-------------------|

**2015-16 RESULTS**

11/22/15 vs. Portland 93-107 (L)  
 11/28/15 @ Portland 96-108 (L)  
 1/23/16 @ Portland 103-121 (L)

**2016-17 MEETINGS**

1/5/17 @ Portland 7:00 pm  
 1/10/17 vs. Portland 7:30 pm  
 1/25/17 @ Portland 7:30 pm (ESPN)  
 3/26/17 vs. Portland 6:30 pm

**LAKERS 2015-16 STATISTICS VS. PORTLAND**

|             | G | GS | MIN | FG | FGA | FG%   | FG3 | FG3A | FG3%  | FT | FTA | FT%   | OFF | DEF | TOT | AST | PF | DQ | STL | TO | BLK | PTS | P/G  |
|-------------|---|----|-----|----|-----|-------|-----|------|-------|----|-----|-------|-----|-----|-----|-----|----|----|-----|----|-----|-----|------|
| Russell     | 3 | 2  | 96  | 18 | 33  | .545  | 5   | 10   | .500  | 9  | 11  | .818  | 0   | 16  | 16  | 13  | 4  | 0  | 1   | 7  | 0   | 50  | 16.7 |
| Bryant      | 3 | 3  | 90  | 18 | 51  | .353  | 1   | 11   | .091  | 12 | 14  | .857  | 1   | 7   | 8   | 7   | 3  | 0  | 1   | 6  | 1   | 49  | 16.3 |
| Clarkson    | 3 | 3  | 97  | 18 | 37  | .486  | 6   | 13   | .462  | 6  | 7   | .857  | 2   | 6   | 8   | 8   | 6  | 0  | 4   | 6  | 0   | 48  | 16.0 |
| Williams    | 2 | 1  | 54  | 7  | 18  | .389  | 3   | 7    | .429  | 13 | 13  | 1.000 | 1   | 5   | 6   | 3   | 2  | 0  | 1   | 4  | 1   | 30  | 15.0 |
| Randle      | 3 | 3  | 86  | 17 | 35  | .486  | 0   | 0    | ---   | 6  | 10  | .600  | 10  | 18  | 28  | 5   | 6  | 0  | 3   | 2  | 2   | 40  | 13.3 |
| Brown       | 1 | 0  | 23  | 3  | 4   | .750  | 2   | 2    | 1.000 | 2  | 2   | 1.000 | 0   | 1   | 1   | 0   | 2  | 0  | 0   | 2  | 0   | 10  | 10.0 |
| Hibbert     | 3 | 3  | 79  | 7  | 15  | .467  | 0   | 0    | ---   | 8  | 10  | .800  | 4   | 13  | 17  | 3   | 10 | 0  | 0   | 4  | 6   | 22  | 7.3  |
| Kelly       | 1 | 0  | 24  | 2  | 7   | .286  | 1   | 3    | .333  | 1  | 2   | .500  | 0   | 3   | 3   | 1   | 4  | 0  | 0   | 1  | 0   | 6   | 6.0  |
| Bass        | 3 | 0  | 61  | 4  | 10  | .400  | 0   | 0    | ---   | 8  | 10  | .800  | 2   | 10  | 12  | 5   | 6  | 0  | 1   | 0  | 3   | 16  | 5.3  |
| Huertias    | 1 | 0  | 12  | 1  | 2   | .500  | 0   | 0    | ---   | 2  | 2   | 1.000 | 0   | 0   | 0   | 1   | 1  | 0  | 1   | 1  | 1   | 4   | 4.0  |
| Nance       | 1 | 0  | 18  | 1  | 2   | .500  | 0   | 0    | ---   | 1  | 1   | 1.000 | 1   | 2   | 3   | 0   | 2  | 0  | 2   | 1  | 0   | 3   | 3.0  |
| Young       | 3 | 0  | 42  | 3  | 15  | .200  | 2   | 9    | .222  | 0  | 0   | ---   | 1   | 3   | 4   | 3   | 2  | 0  | 1   | 1  | 0   | 8   | 2.7  |
| Sacre       | 1 | 0  | 4   | 1  | 1   | 1.000 | 0   | 0    | ---   | 0  | 0   | ---   | 0   | 1   | 1   | 0   | 0  | 0  | 0   | 0  | 0   | 2   | 2.0  |
| World Peace | 2 | 0  | 34  | 2  | 9   | .222  | 0   | 3    | .000  | 0  | 0   | ---   | 3   | 4   | 7   | 2   | 3  | 0  | 3   | 2  | 0   | 4   | 2.0  |

**CURRENT STREAK**

Lost 8

**LAST HOME LOSS**

11/22/15 (93-107)

**MOST POINTS ALLOWED**

145 @ Portland, 4/9/77

**CURRENT HOME STREAK**

Lost 5

**LAST ROAD LOSS**

1/23/16 (103-121)

**FEWEST POINTS SCORED**

80 vs. Portland, 4/6/04

**CURRENT ROAD STREAK**

Lost 4

**LARGEST WINNING MARGIN**

36 @ Portland, 1/1/87 (140-104)  
 36 vs. Portland, 12/10/72 (137-101)

**FEWEST POINTS ALLOWED**

76 vs. Portland, 10/28/08

**LAST HOME WIN**

2/22/13 (111-107)

**LARGEST LOSING MARGIN**

46 @ Portland, 1/9/95 (129-83)

**HIGH INDIV. GAME (LAKERS)**

65, K. Bryant vs. Portland, 3/16/07

**LAST ROAD WIN**

3/3/14 (107-106)

**MOST POINTS SCORED**

153 vs. Portland, 1/30/72

**HIGH INDIV. GAME (BLAZERS)**

43, C. Drexler @ Portland, 4/21/89





# SACRAMENTO KINGS



## Sacramento Kings

500 David J. Stern Walk, Sacramento, CA 95814  
phone: (916) 928-0000 / www.kings.com

## BASKETBALL DIRECTORY / GENERAL INFORMATION

**Owner:** Vivek Ranadivé  
**Vice President of Basketball Operations & GM:** Vlade Divac  
**Head Coach:** Dave Joerges  
**Assistant Coaches:** Elston Turner, Bryan Gates, Bob Thornton, Jason March, Duane Ticknor, Nancy Lieberman  
**Director of Sports Medicine:** Pete Youngman  
**Head Athletic Trainer:** Manny Romero  
**Vice President, Communications:** Joelle Terry  
**Director, Media Relations:** Chris Clark  
**Home Court:** Golden 1 Center (17,500)  
**Colors:** Black, Purple, Silver  
**Radio:** KHTK (1140 AM) - Gary Gerould  
**Television:** Comcast SportsNet - Grant Napear, Jerry Reynolds, Kayte Christensen

## FRANCHISE TIMELINE / LAKERS RECORD

|                          |                   |            |
|--------------------------|-------------------|------------|
| Rochester Royals         | (founded 1948-49) | W/L: 52-34 |
| Cincinnati Royals        | (founded 1957-58) | W/L: 78-59 |
| Kansas City/Omaha Royals | (founded 1972-73) | W/L: 11-5  |
| Kansas City Kings        | (founded 1975-76) | W/L: 37-11 |
| Sacramento Kings         | (founded 1989-86) | W/L: 90-42 |

## ALL-TIME WIN / LOSS

|                        | Home          | Away         | Neutral      | Overall        |
|------------------------|---------------|--------------|--------------|----------------|
| Minneapolis Era        | 39-9          | 17-32        | 14-12        | 70-53          |
| Los Angeles Era        | 116-28        | 69-66        | 13-4         | 198-98         |
| <b>All-Time Totals</b> | <b>155-37</b> | <b>86-98</b> | <b>27-16</b> | <b>268-151</b> |
| Lakers vs. Sacramento  | 50-15         | 40-27        | -            | 90-42          |

## 2015-16 RESULTS

|          |                |             |
|----------|----------------|-------------|
| 10/30/15 | @ Sacramento   | 114-132 (L) |
| 1/7/16   | @ Sacramento   | 115-118 (L) |
| 1/20/16  | vs. Sacramento | 93-112 (L)  |
| 3/15/16  | vs. Sacramento | 98-106 (L)  |

## 2016-17 MEETINGS

|          |                |               |
|----------|----------------|---------------|
| 11/10/16 | @ Sacramento   | 7:30 pm (TNT) |
| 12/12/16 | @ Sacramento   | 7:30 pm       |
| 2/21/17  | vs. Sacramento | 7:30 pm       |
| 4/7/17   | vs. Sacramento | 7:30 pm       |

## LAKERS 2015-16 STATISTICS VS. SACRAMENTO

|             | G | GS | MIN | FG | FGA | FG%  | FG3 | FG3A | FG3% | FT | FTA | FT%   | OFF | DEF | TOT | AST | PF | DQ | STL | TO | BLK | PTS | P/G  |
|-------------|---|----|-----|----|-----|------|-----|------|------|----|-----|-------|-----|-----|-----|-----|----|----|-----|----|-----|-----|------|
| Bryant      | 3 | 3  | 84  | 19 | 44  | .432 | 5   | 21   | .238 | 13 | 16  | .813  | 5   | 5   | 10  | 9   | 8  | 0  | 1   | 8  | 1   | 56  | 18.7 |
| Russell     | 4 | 2  | 103 | 25 | 50  | .500 | 8   | 23   | .348 | 10 | 14  | .714  | 0   | 9   | 9   | 14  | 5  | 0  | 6   | 10 | 0   | 68  | 17.0 |
| Young       | 1 | 0  | 22  | 5  | 11  | .455 | 3   | 7    | .429 | 4  | 4   | 1.000 | 0   | 2   | 2   | 3   | 0  | 0  | 3   | 0  | 0   | 17  | 17.0 |
| Clarkson    | 4 | 4  | 125 | 26 | 60  | .433 | 4   | 15   | .267 | 7  | 9   | .778  | 3   | 12  | 15  | 6   | 7  | 0  | 4   | 10 | 1   | 63  | 15.8 |
| Williams    | 4 | 2  | 115 | 17 | 41  | .415 | 5   | 21   | .238 | 21 | 25  | .840  | 1   | 9   | 10  | 13  | 8  | 0  | 3   | 4  | 2   | 60  | 15.0 |
| Bass        | 3 | 0  | 86  | 12 | 19  | .632 | 0   | 0    | ---  | 12 | 12  | 1.000 | 6   | 10  | 16  | 7   | 11 | 0  | 5   | 2  | 5   | 36  | 12.0 |
| Nance       | 2 | 1  | 43  | 9  | 12  | .750 | 0   | 1    | .000 | 3  | 3   | 1.000 | 0   | 13  | 13  | 1   | 2  | 0  | 2   | 3  | 0   | 21  | 10.5 |
| Randle      | 4 | 3  | 108 | 9  | 31  | .290 | 0   | 0    | ---  | 11 | 18  | .611  | 9   | 26  | 35  | 7   | 14 | 0  | 3   | 13 | 1   | 29  | 7.3  |
| Hibbert     | 4 | 4  | 63  | 7  | 15  | .467 | 0   | 1    | .000 | 5  | 6   | .833  | 6   | 12  | 1   | 18  | 0  | 3  | 4   | 7  | 19  | 4.8 |      |
| Kelly       | 3 | 0  | 66  | 5  | 16  | .313 | 1   | 7    | .143 | 1  | 2   | .500  | 0   | 12  | 12  | 2   | 4  | 0  | 2   | 2  | 3   | 12  | 4.0  |
| Sacre       | 3 | 0  | 28  | 6  | 8   | .750 | 0   | 0    | ---  | 0  | 0   | ---   | 2   | 6   | 8   | 2   | 3  | 0  | 0   | 1  | 0   | 12  | 4.0  |
| Huertias    | 3 | 0  | 40  | 5  | 15  | .333 | 1   | 4    | .250 | 0  | 0   | ---   | 2   | 5   | 7   | 10  | 3  | 0  | 1   | 7  | 1   | 11  | 3.7  |
| Black       | 2 | 0  | 19  | 3  | 4   | .750 | 0   | 0    | ---  | 0  | 0   | ---   | 0   | 4   | 4   | 1   | 7  | 0  | 0   | 1  | 2   | 6   | 3.0  |
| Brown       | 3 | 0  | 38  | 2  | 7   | .286 | 1   | 6    | .167 | 3  | 4   | .750  | 1   | 4   | 5   | 0   | 4  | 0  | 0   | 1  | 0   | 8   | 2.7  |
| World Peace | 1 | 1  | 19  | 1  | 6   | .167 | 0   | 3    | .000 | 0  | 0   | ---   | 1   | 1   | 2   | 1   | 1  | 0  | 0   | 2  | 0   | 2   | 2.0  |

## CURRENT STREAK

Lost 7

## LAST ROAD LOSS

1/7/16 (115-118)

## CURRENT HOME STREAK

Lost 3

## LARGEST WINNING MARGIN

44 vs. Cincinnati, 2/6/68 (146-102)

36 vs. Sacramento, 2/4/87 (128-92)

## CURRENT ROAD STREAK

Lost 5

## LARGEST LOSING MARGIN

34 @ Cincinnati, 1/5/71 (146-112)

24 vs. Sacramento, 3/28/01 (108-84)

## LAST HOME WIN

12/9/14 (98-95)

## MOST POINTS SCORED

146 vs. Cincinnati, 2/6/68

135 vs. Sacramento, 4/3/86

## LAST ROAD WIN

12/6/13 (106-100)

## LAST HOME LOSS

3/15/16 (98-106)

## MOST POINTS ALLOWED

146 @ Cincinnati, 1/5/71

132 @ Sacramento, 10/30/15

## FEWEST POINTS SCORED\*

76 vs. Rochester, 3/3/55

82 @ Sacramento, 2/16/95

## FEWEST POINTS ALLOWED\*

72 @ Sacramento, 3/25/01

## HIGH INDIV. GAME (LAKERS)

61, G. Mikan vs. Rochester, 1/20/52

51, K. Bryant @ Sacramento, 1/19/06

## HIGH INDIV. GAME (KINGS)

59, J. Twyman @ Cincinnati, 1/15/60

40, M. Bibby @ Sacramento, 1/19/06







**San Antonio Spurs**

One AT&T Center, San Antonio, TX 78219

phone: (210) 444-5500 / www.spurs.com

**BASKETBALL DIRECTORY / GENERAL INFORMATION**

**Chairman & CEO:** Julianna Hawn Holt

**President of Basketball Operations:** Rick Pych

**President of Basketball Operations/Head Coach:** Gregg Popovich

**President of Sports Franchises / General Manager:** R.C. Buford

**Assistant Coaches:** Ettore Messina, Ime Udoka, James Borrego,

Chip Engelland, Becky Hammon, Will Hardy

**Head Athletic Trainer:** Will Sevensing

**Senior Director of Communications:** Tom James

**Basketball Communications Manager:** Kris Davis

**Home Court:** AT&T Center (18,418) - opened in 2002

**Colors:** Metallic Silver, Black

**Radio:** WOAI (1200 AM) - Bill Schoening

**Spanish Radio:** KCOR (1350 AM) - Paul Castro

**Television:** KENS (Ch. 5), KMY5 (Ch. 35), FOX Sports Southwest (Ch. 26) -

Bill Land, Sean Elliott, Andrew Monaco



**FRANCHISE TIMELINE**

San Antonio Spurs (founded 1976-77)

**ALL-TIME WIN / LOSS**

|                  | Home  | Away  | Neutral | Overall |
|------------------|-------|-------|---------|---------|
| Lakers vs. Spurs | 46-33 | 31-50 | -       | 77-83   |

**2015-16 RESULTS**

|          |                 |             |
|----------|-----------------|-------------|
| 12/11/15 | @ San Antonio   | 87-109 (L)  |
| 1/22/16  | vs. San Antonio | 95-108 (L)  |
| 2/6/16   | @ San Antonio   | 102-106 (L) |
| 2/19/16  | vs. San Antonio | 113-119 (L) |

**2016-17 MEETINGS**

|          |                 |          |
|----------|-----------------|----------|
| 11/18/16 | vs. San Antonio | 7:30 pm  |
| 1/12/17  | @ San Antonio   | 5:30 pm  |
| 2/26/17  | vs. San Antonio | 12:30 pm |
| 4/5/17   | @ San Antonio   | 5:30 pm  |

**LAKERS 2015-16 STATISTICS VS. SAN ANTONIO**

|          | G | GS | MIN | FG | FGA | FG%  | FG3 | FG3A | FG3%  | FT | FTA | FT%   | OFF | DEF | TOT | AST | PF | DQ | STL | TO | BLK | PTS | P/G  |
|----------|---|----|-----|----|-----|------|-----|------|-------|----|-----|-------|-----|-----|-----|-----|----|----|-----|----|-----|-----|------|
| Clarkson | 3 | 3  | 99  | 21 | 37  | .568 | 7   | 10   | .700  | 8  | 8   | 1.000 | 4   | 8   | 12  | 11  | 6  | 0  | 3   | 3  | 0   | 57  | 19.0 |
| Williams | 4 | 4  | 138 | 22 | 45  | .489 | 8   | 20   | .400  | 18 | 21  | .857  | 2   | 9   | 11  | 9   | 7  | 0  | 2   | 8  | 1   | 70  | 17.5 |
| Bryant   | 4 | 4  | 118 | 26 | 74  | .351 | 7   | 31   | .226  | 8  | 10  | .800  | 4   | 10  | 14  | 17  | 7  | 0  | 1   | 10 | 2   | 67  | 16.8 |
| Russell  | 4 | 1  | 115 | 22 | 45  | .489 | 9   | 17   | .529  | 9  | 12  | .750  | 1   | 9   | 10  | 14  | 6  | 0  | 4   | 10 | 0   | 62  | 15.5 |
| Randle   | 4 | 3  | 116 | 18 | 45  | .400 | 1   | 1    | 1.000 | 5  | 7   | .714  | 12  | 40  | 52  | 5   | 14 | 0  | 2   | 6  | 1   | 42  | 10.5 |
| Young    | 3 | 0  | 54  | 5  | 17  | .294 | 3   | 9    | .333  | 6  | 6   | 1.000 | 0   | 2   | 2   | 3   | 1  | 0  | 0   | 0  | 0   | 19  | 6.3  |
| Bass     | 4 | 0  | 77  | 9  | 16  | .563 | 0   | 0    | ---   | 7  | 8   | .875  | 5   | 7   | 12  | 3   | 7  | 0  | 3   | 2  | 6   | 25  | 6.3  |
| Kelly    | 2 | 0  | 21  | 4  | 7   | .571 | 0   | 0    | ---   | 3  | 3   | 1.000 | 2   | 7   | 9   | 1   | 1  | 0  | 0   | 3  | 0   | 11  | 5.5  |
| Hibbert  | 4 | 4  | 83  | 9  | 21  | .429 | 0   | 0    | ---   | 0  | 0   | ---   | 6   | 13  | 19  | 5   | 9  | 0  | 1   | 2  | 3   | 18  | 4.5  |
| Black    | 2 | 0  | 25  | 4  | 7   | .571 | 0   | 0    | ---   | 0  | 2   | .000  | 3   | 7   | 10  | 0   | 2  | 0  | 0   | 0  | 1   | 8   | 4.0  |
| Nance    | 2 | 1  | 35  | 4  | 7   | .571 | 0   | 0    | ---   | 0  | 0   | ---   | 3   | 1   | 4   | 1   | 6  | 0  | 3   | 4  | 1   | 8   | 4.0  |
| Huertias | 2 | 0  | 26  | 2  | 4   | .500 | 0   | 2    | .000  | 0  | 0   | ---   | 0   | 1   | 1   | 7   | 3  | 0  | 0   | 0  | 0   | 4   | 2.0  |
| Sacre    | 2 | 0  | 26  | 1  | 7   | .143 | 0   | 0    | ---   | 2  | 4   | .500  | 3   | 2   | 5   | 2   | 2  | 0  | 0   | 0  | 2   | 4   | 2.0  |
| Brown    | 2 | 0  | 27  | 1  | 7   | .143 | 0   | 3    | .000  | 0  | 0   | ---   | 1   | 1   | 2   | 0   | 1  | 0  | 1   | 1  | 0   | 2   | 1.0  |

**CURRENT STREAK**

Lost 5

**LAST HOME LOSS**

2/19/16 (113-119)

**MOST POINTS ALLOWED**

137 @ San Antonio, 4/3/84

**CURRENT HOME STREAK**

Lost 5

**LAST ROAD LOSS**

2/6/16 (102-106)

**FEWEST POINTS SCORED**

80 @ San Antonio, 2/8/99  
80 vs. San Antonio, 4/8/00  
80 vs. San Antonio, 11/14/14

**CURRENT ROAD STREAK**

Lost 3

**LARGEST WINNING MARGIN**

40 vs. San Antonio, 3/30/89 (138-98)

**FEWEST POINTS ALLOWED**

75 @ San Antonio, 2/8/99  
75 @ San Antonio, 4/13/98

**LAST HOME WIN**

4/14/13 (91-86)

**LARGEST LOSING MARGIN**

34 @ San Antonio, 3/14/14 (119-85)

**HIGH INDIV. GAME (LAKERS)**

44, K. Bryant vs. San Antonio, 2/14/03

**LAST ROAD WIN**

12/12/14 (112-110 OT)

**MOST POINTS SCORED**

147 vs. San Antonio, 3/20/87  
147 vs. San Antonio, 11/15/87

**HIGH INDIV. GAME (SPURS)**

44, G. Banks @ San Antonio, 4/13/83  
44, R. Brewer @ San Antonio, 11/10/81





# TORONTO RAPTORS



## Toronto Raptors

BioSteel Centre, 30 British Columbia Road  
Toronto, Ontario M6K 3C3  
phone: (416) 815-2801 / www.raptors.com

## BASKETBALL DIRECTORY / GENERAL INFORMATION

Chairman of the Board & NBA Governor: Lawrence M. Tanenbaum, O.C.  
President: Masai Ujiri

General Manager: Jeff Weltman

Head Coach: Dwane Casey

Assistant Coaches: Rex Kalamian, Nick Nurse, Jama Mahlaela,  
Patrick Mutombo, Jim Sann

Assistant Coach / Director of Sports Science: Alex McKechnie

Head Athletic Trainer: Scott McCullough

Director, Media Relations: Jim LaBumbard

Manager, Media Relations: Roven Yau

Home Court: Air Canada Centre (19,800) - opened in 1999

Colors: Red, Black, Silver

Radio: TSN Radio 1050 (AM 1050) / Sportsnet 590 (AM 590) -

Paul Jones, Eric Smith, Jack Armstrong, Sherman Hamilton

Television: TSN / TSN 2 / Sportsnet / Sportsnet ONE - Matt Devlin, Jack  
Armstrong, Sherman Hamilton

## FRANCHISE TIMELINE

Toronto Raptors (founded 1995-96)

## ALL-TIME WIN / LOSS

|                    | Home | Away | Neutral | Overall |
|--------------------|------|------|---------|---------|
| Lakers vs. Raptors | 15-4 | 13-7 | -       | 28-11   |

## 2015-16 RESULTS

11/20/15 vs. Toronto 91-102 (L)

12/7/15 @ Toronto 93-102 (L)

## 2016-17 MEETINGS

12/2/16 @ Toronto 4:30 pm

1/1/17 vs. Toronto 6:30 pm

## LAKERS 2015-16 STATISTICS VS. TORONTO

|             | G | GS | MIN | FG | FGA | FG%  | FG3 | FG3A | FG3% | FT | FTA | FT%   | OFF | DEF | TOT | AST | PF | DQ | STL | TO | BLK | PTS | P/G  |
|-------------|---|----|-----|----|-----|------|-----|------|------|----|-----|-------|-----|-----|-----|-----|----|----|-----|----|-----|-----|------|
| Randle      | 2 | 1  | 51  | 12 | 22  | .545 | 0   | 0    | ---  | 9  | 9   | 1.000 | 9   | 14  | 23  | 1   | 6  | 0  | 0   | 2  | 1   | 33  | 16.5 |
| Bryant      | 2 | 2  | 69  | 13 | 29  | .448 | 1   | 9    | .111 | 4  | 5   | .800  | 0   | 12  | 12  | 9   | 5  | 0  | 4   | 7  | 0   | 31  | 15.5 |
| Clarkson    | 2 | 2  | 64  | 11 | 28  | .393 | 2   | 7    | .286 | 2  | 2   | 1.000 | 2   | 7   | 9   | 4   | 3  | 0  | 1   | 3  | 0   | 26  | 13.0 |
| Russell     | 2 | 1  | 55  | 11 | 28  | .393 | 4   | 12   | .333 | 0  | 0   | ---   | 0   | 8   | 8   | 4   | 3  | 0  | 1   | 4  | 1   | 26  | 13.0 |
| Williams    | 2 | 1  | 47  | 7  | 17  | .412 | 4   | 8    | .500 | 3  | 5   | .600  | 0   | 3   | 3   | 3   | 3  | 0  | 2   | 3  | 1   | 21  | 10.5 |
| Young       | 1 | 0  | 14  | 3  | 6   | .500 | 2   | 3    | .667 | 0  | 0   | ---   | 0   | 0   | 0   | 0   | 1  | 0  | 1   | 1  | 0   | 8   | 8.0  |
| Bass        | 1 | 0  | 15  | 2  | 3   | .667 | 0   | 0    | ---  | 3  | 4   | .750  | 3   | 2   | 5   | 2   | 0  | 0  | 0   | 1  | 0   | 7   | 7.0  |
| Hibbert     | 2 | 2  | 56  | 5  | 10  | .500 | 0   | 0    | ---  | 4  | 4   | 1.000 | 4   | 8   | 12  | 7   | 8  | 0  | 2   | 5  | 2   | 14  | 7.0  |
| World Peace | 2 | 0  | 32  | 2  | 6   | .333 | 2   | 5    | .400 | 1  | 2   | .500  | 1   | 3   | 4   | 0   | 3  | 0  | 0   | 0  | 0   | 7   | 3.5  |
| Nance       | 2 | 1  | 47  | 3  | 6   | .500 | 0   | 0    | ---  | 0  | 0   | ---   | 2   | 6   | 8   | 2   | 5  | 0  | 0   | 1  | 3   | 6   | 3.0  |
| Sacre       | 1 | 0  | 17  | 0  | 3   | .000 | 0   | 0    | ---  | 3  | 4   | .750  | 2   | 0   | 2   | 2   | 4  | 0  | 0   | 2  | 0   | 3   | 3.0  |
| Huertias    | 1 | 0  | 12  | 0  | 2   | .000 | 0   | 0    | ---  | 2  | 2   | 1.000 | 0   | 2   | 2   | 1   | 0  | 0  | 1   | 1  | 0   | 2   | 2.0  |

## CURRENT STREAK

Lost 3

## LAST HOME LOSS

11/20/15 (91-102)

## MOST POINTS ALLOWED

122 vs. Toronto, 11/30/14 (OT)

111 vs. Toronto, 11/21/99

## CURRENT HOME STREAK

Lost 1

## LAST ROAD LOSS

12/7/15 (93-102)

## FEWEST POINTS SCORED

83 @ Toronto, 3/27/15

## CURRENT ROAD STREAK

Lost 2

## LARGEST WINNING MARGIN

20 @ Toronto, 1/6/02 (109-89)

20 @ Toronto, 2/1/08 (121-101)

## FEWEST POINTS ALLOWED

79 vs. Toronto, 11/12/03

## LAST HOME WIN

11/30/14 (129-122 OT)

## LARGEST LOSING MARGIN

12 vs. Toronto, 12/8/13 (106-94)

## HIGH INDIV. GAME (LAKERS)

81, K. Bryant vs. Toronto, 1/22/06

## LAST ROAD WIN

1/19/14 (112-106)

## MOST POINTS SCORED

129 vs. Toronto, 11/30/14 (OT)

122 vs. Toronto, 1/22/06

## HIGH INDIV. GAME (RAPTORS)

34, V. Carter vs. Toronto, 11/21/99





**Utah Jazz**  
 301 West South Temple, Salt Lake City, UT 84101  
 phone: (801) 325-2500 / www.utahjazz.com

**DIRECTORY / GENERAL INFORMATION**

**Owner:** Gail Miller  
**General Manager:** Dennis Lindsey  
**Head Coach:** Quin Snyder  
**Assistant Coaches:** Johnnie Bryant, Alex Jensen, Igor Kokoskov, Antonio Lang, Mike Wells  
**Head Athletic Trainer:** Brian Zettler  
**Sr. Vice President, Communications:** Frank Zang  
**Vice President, Communications:** Jonathan Rinehart  
**Director, Communications:** Derek Garduño  
**Manager, Communications:** Caroline Burleson  
**Home Court:** Vivint Smart Home Arena (19,911) - opened in 1991  
**Colors:** Navy, Dark Green, and Dark Yellow  
**Radio:** KZNS (1280 AM / 97.5 FM "The Zone") - David Locke, Ron Boone  
**Television:** ROOT Sports - Craig Bolerjack, Matt Harpring, Kristen Kenney



**FRANCHISE TIMELINE / LAKERS RECORD**

New Orleans Jazz (founded 1974-75) W/L: 13-5  
 Utah Jazz (founded 1979-80) W/L: 92-62

**ALL-TIME WIN / LOSS**

|                 | Home  | Away  | Neutral | Overall |
|-----------------|-------|-------|---------|---------|
| All-Time Totals | 65-21 | 40-46 | -       | 105-67  |
| Lakers vs. Utah | 57-20 | 35-42 | -       | 92-62   |

**2015-16 RESULTS**

1/10/16 vs. Utah 74-86 (L)  
 1/16/16 @ Utah 82-109 (L)  
 3/28/16 @ Utah 75-123 (L)  
 4/13/16 vs. Utah 101-96 (W)

**2016-17 MEETINGS**

10/28/16 @ Utah 6:00 pm  
 12/5/16 vs. Utah 7:30 pm  
 12/27/16 vs. Utah 7:30 pm  
 1/26/17 @ Utah 7:30 pm (TNT)

**LAKERS 2015-16 STATISTICS VS. UTAH**

|             | G | GS | MIN | FG | FGA | FG%  | FG3 | FG3A | FG3% | FT | FTA | FT%   | OFF | DEF | TOT | AST | PF | DQ | STL | TO | BLK | PTS | P/G  |
|-------------|---|----|-----|----|-----|------|-----|------|------|----|-----|-------|-----|-----|-----|-----|----|----|-----|----|-----|-----|------|
| Bryant      | 3 | 3  | 85  | 25 | 69  | .362 | 6   | 28   | .214 | 14 | 16  | .875  | 1   | 4   | 5   | 8   | 1  | 0  | 2   | 2  | 1   | 70  | 23.3 |
| Williams    | 3 | 2  | 79  | 14 | 39  | .359 | 7   | 17   | .412 | 19 | 23  | .826  | 5   | 6   | 11  | 7   | 1  | 0  | 3   | 10 | 0   | 54  | 18.0 |
| Clarkson    | 4 | 4  | 131 | 22 | 60  | .367 | 2   | 10   | .200 | 2  | 4   | .500  | 6   | 15  | 21  | 5   | 6  | 0  | 7   | 5  | 1   | 48  | 12.0 |
| Russell     | 3 | 2  | 90  | 11 | 33  | .333 | 4   | 11   | .364 | 1  | 3   | .333  | 0   | 8   | 8   | 10  | 7  | 0  | 3   | 8  | 0   | 27  | 9.0  |
| Brown       | 2 | 1  | 55  | 4  | 11  | .364 | 3   | 5    | .600 | 2  | 2   | 1.000 | 2   | 9   | 11  | 0   | 3  | 0  | 0   | 1  | 0   | 13  | 6.5  |
| Nance       | 3 | 2  | 68  | 7  | 14  | .500 | 0   | 1    | .000 | 4  | 4   | 1.000 | 6   | 12  | 18  | 1   | 4  | 0  | 3   | 1  | 1   | 18  | 6.0  |
| Randle      | 4 | 2  | 108 | 10 | 31  | .323 | 0   | 1    | .000 | 1  | 1   | 1.000 | 3   | 20  | 23  | 3   | 12 | 1  | 3   | 2  | 3   | 21  | 5.3  |
| Hibbert     | 4 | 4  | 96  | 9  | 21  | .429 | 0   | 0    | ---  | 2  | 2   | 1.000 | 12  | 13  | 25  | 5   | 15 | 1  | 0   | 4  | 6   | 20  | 5.0  |
| Black       | 3 | 0  | 52  | 6  | 11  | .545 | 0   | 0    | ---  | 1  | 4   | .250  | 7   | 11  | 18  | 1   | 6  | 0  | 1   | 3  | 2   | 13  | 4.3  |
| Kelly       | 3 | 0  | 38  | 5  | 17  | .294 | 0   | 3    | .000 | 3  | 4   | .750  | 1   | 10  | 11  | 3   | 4  | 0  | 1   | 0  | 2   | 13  | 4.3  |
| World Peace | 2 | 0  | 26  | 3  | 8   | .375 | 2   | 6    | .333 | 0  | 2   | .000  | 0   | 1   | 1   | 2   | 4  | 0  | 0   | 1  | 1   | 8   | 4.0  |
| Young       | 2 | 0  | 32  | 4  | 11  | .364 | 0   | 2    | .000 | 0  | 0   | ---   | 1   | 2   | 3   | 1   | 1  | 0  | 0   | 1  | 0   | 8   | 4.0  |
| Sacre       | 2 | 0  | 15  | 2  | 5   | .400 | 0   | 0    | ---  | 3  | 4   | .750  | 2   | 2   | 4   | 2   | 0  | 0  | 0   | 1  | 0   | 7   | 3.5  |
| Huertás     | 4 | 0  | 74  | 4  | 17  | .235 | 1   | 5    | .200 | 1  | 1   | 1.000 | 1   | 7   | 8   | 12  | 6  | 0  | 1   | 8  | 0   | 10  | 2.5  |
| Bass        | 1 | 0  | 12  | 1  | 2   | .500 | 0   | 0    | ---  | 0  | 0   | ---   | 0   | 2   | 2   | 1   | 2  | 0  | 0   | 0  | 0   | 2   | 2.0  |

**CURRENT STREAK**

Won 1

**LAST HOME LOSS**

1/10/16 (74-86)

**MOST POINTS ALLOWED**

130 vs. Utah, 11/22/83 (OT)  
 125 vs. New Orleans, 12/26/78  
 123 @ Utah, 3/28/16

**CURRENT HOME STREAK**

Won 1

**LAST ROAD LOSS**

3/28/16 (75-123)

**FEWEST POINTS SCORED**

73 vs. Utah, 3/19/15

**CURRENT ROAD STREAK**

Lost 2

**LARGEST WINNING MARGIN**

46 vs. Utah, 2/4/00 (113-67)  
 46 vs. Utah, 3/5/86 (130-84)

**FEWEST POINTS ALLOWED**

67 vs. Utah, 2/4/00

**LAST HOME WIN**

4/13/16 (101-96)

**LARGEST LOSING MARGIN**

48 @ Utah, 3/28/16 (75-123)

**HIGH INDIV. GAME (LAKERS)**

60, K. Bryant vs. Utah, 4/13/16

**LAST ROAD WIN**

2/25/15 (100-97)

**MOST POINTS SCORED**

132 vs. Utah, 11/30/06

**HIGH INDIV. GAME (JAZZ)**

50, A. Dantley @ Utah, 11/27/79





# WASHINGTON WIZARDS



## Washington Wizards

601 F Street NW, Washington DC, 20004  
phone: (202) 661-5000 / www.washingtonwizards.com

## DIRECTORY / GENERAL INFORMATION

**Majority Owner:** Ted Leonsis  
**President:** Ernie Grunfeld  
**Head Coach:** Scott Brooks  
**Assistant Coaches:** Tony Brown, Sidney Lowe, Chad Iske, Mike Terpstra, Maz Trakh  
**Senior Vice President of Basketball Operations:** Tommy Sheppard  
**Head Athletic Trainer:** Eric Waters  
**Communications:** Scott Hall, Patrick Rees, DeAndre Phillips  
**Home Court:** Verizon Center (20,356) - opened in 1997  
**Colors:** Red, White, Blue  
**Radio:** TBD- Dave Johnson, Glen Consor  
**Television:** Comcast SportsNet - Steve Buchhantz, Phil Chenier, Chris Miller

## FRANCHISE TIMELINE / LAKERS RECORD

|                    |                   |            |
|--------------------|-------------------|------------|
| Chicago Packers    | (founded 1961-62) | W/L: 8-2   |
| Chicago Zephyrs    | (founded 1962-63) | W/L: 7-3   |
| Baltimore Bullets  | (founded 1963-64) | W/L: 45-26 |
| Capitol Bullets    | (founded 1973-74) | W/L: 2-2   |
| Washington Bullets | (founded 1974-75) | W/L: 34-22 |
| Washington Wizards | (founded 1997-98) | W/L: 21-14 |

## ALL-TIME WIN / LOSS

|                            |       |       |         |         |
|----------------------------|-------|-------|---------|---------|
|                            | Home  | Away  | Neutral | Overall |
| All-Time Totals            | 67-22 | 43-48 | 7-0     | 117-70  |
| Lakers vs. Bullets/Wizards | 59-21 | 38-44 | 5-0     | 102-65  |

## 2015-16 RESULTS

12/2/15 @ Washington 108-104 (W)  
3/27/16 vs. Washington 88-101 (L)

## 2016-17 MEETINGS

2/2/17 @ Washington 4:00 pm  
3/28/17 vs. Washington 7:30 pm

## LAKERS 2015-16 STATISTICS VS. WASHINGTON

|             | G | GS | MIN | FG | FGA | FG%  | FG3 | FG3A | FG3%  | FT | FTA | FT%   | OFF | DEF | TOT | AST | PF | DQ | STL | TO | BLK | PTS | P/G  |
|-------------|---|----|-----|----|-----|------|-----|------|-------|----|-----|-------|-----|-----|-----|-----|----|----|-----|----|-----|-----|------|
| Bryant      | 2 | 2  | 58  | 16 | 39  | .410 | 7   | 18   | .389  | 9  | 10  | .900  | 0   | 3   | 3   | 5   | 1  | 0  | 2   | 4  | 0   | 48  | 24.0 |
| Russell     | 2 | 2  | 59  | 14 | 34  | .412 | 4   | 12   | .333  | 3  | 3   | 1.000 | 2   | 5   | 7   | 5   | 3  | 0  | 7   | 6  | 0   | 35  | 17.5 |
| Randle      | 2 | 2  | 61  | 14 | 26  | .538 | 0   | 2    | .000  | 1  | 2   | .500  | 9   | 17  | 26  | 2   | 6  | 0  | 4   | 3  | 0   | 29  | 14.5 |
| Williams    | 2 | 0  | 53  | 4  | 15  | .267 | 2   | 10   | .200  | 13 | 14  | .929  | 0   | 3   | 3   | 4   | 6  | 0  | 7   | 5  | 0   | 23  | 11.5 |
| Clarkson    | 2 | 2  | 66  | 7  | 21  | .333 | 0   | 6    | .000  | 6  | 6   | 1.000 | 2   | 7   | 9   | 4   | 7  | 0  | 3   | 5  | 0   | 20  | 10.0 |
| Huertias    | 1 | 0  | 14  | 4  | 8   | .500 | 1   | 1    | 1.000 | 0  | 0   | ---   | 0   | 0   | 0   | 3   | 4  | 0  | 1   | 4  | 0   | 9   | 9.0  |
| World Peace | 1 | 0  | 12  | 3  | 8   | .375 | 1   | 2    | .500  | 0  | 0   | ---   | 1   | 2   | 3   | 1   | 2  | 0  | 0   | 0  | 1   | 7   | 7.0  |
| Bass        | 2 | 0  | 34  | 5  | 9   | .556 | 0   | 0    | ---   | 0  | 0   | ---   | 7   | 5   | 12  | 4   | 1  | 0  | 1   | 2  | 0   | 10  | 5.0  |
| Nance       | 2 | 0  | 44  | 4  | 8   | .500 | 0   | 0    | ---   | 1  | 2   | .500  | 4   | 6   | 10  | 3   | 5  | 0  | 4   | 1  | 0   | 9   | 4.5  |
| Black       | 1 | 0  | 9   | 1  | 3   | .333 | 0   | 0    | ---   | 0  | 0   | ---   | 0   | 1   | 1   | 0   | 1  | 0  | 0   | 0  | 0   | 2   | 2.0  |
| Hibbert     | 2 | 2  | 52  | 2  | 8   | .250 | 0   | 0    | ---   | 0  | 0   | ---   | 2   | 6   | 8   | 1   | 8  | 0  | 1   | 2  | 2   | 4   | 2.0  |
| Kelly       | 1 | 0  | 17  | 0  | 4   | .000 | 0   | 2    | .000  | 0  | 0   | ---   | 1   | 4   | 5   | 0   | 4  | 0  | 0   | 2  | 0   | 0   | 0.0  |

## CURRENT STREAK

Lost 1

## LAST HOME LOSS

3/27/16 (88-101)

## CURRENT HOME STREAK

Lost 4

## LAST ROAD LOSS

12/3/14 (95-111)

## CURRENT ROAD STREAK

Won 1

## LARGEST WINNING MARGIN

35 vs. Washington, 3/16/94 (129-94)

## LAST HOME WIN

12/7/10 (115-108)

## LARGEST LOSING MARGIN

32 vs. Baltimore, 11/23/69 (97-129)

## LAST ROAD WIN

12/2/15 (108-104)

## MOST POINTS SCORED

151 vs. Baltimore, 2/6/72

## MOST POINTS ALLOWED

147 vs. Washington, 12/17/06 (OT)  
137 @ Baltimore, 11/7/65

## FEWEST POINTS SCORED

81 @ Washington, 3/14/05

## FEWEST POINTS ALLOWED

72 @ Washington, 3/9/91

## HIGH INDIV. GAME (LAKERS)

55, K. Bryant vs. Washington, 3/28/03

## HIGH INDIV. GAME (WIZARDS)

60, G. Arenas vs. Washington, 12/17/06





# COMMUNITY RELATIONS

322 | NBA Cares

323 | Lakers In The Community

NBA Cares is the league's global social responsibility program that builds on the NBA's mission of addressing important social issues. NBA Cares programs and participants have provided more than 3.7 million hours of hands-on service and created more than 1,040 places where kids and families can live, learn or play in communities around the world. The NBA also engages more than 12 million youth annually, inspiring play and teaching the values of the game. NBA Cares works with internationally recognized youth-serving programs that support education, youth and family development, and health-related causes, including: Thurgood Marshall College Fund, Special Olympics, YMCA of the USA, Boys & Girls Clubs of America, UNICEF, the Make-A-Wish Foundation, Share Our Strength and GLSEN.

*For more information about the NBA's latest community outreach efforts, please visit [www.cares.nba.com](http://www.cares.nba.com)*



## LOS ANGELES LAKERS COMMUNITY RELATIONS

### LAKERS YOUTH FOUNDATION MISSION

The Los Angeles Lakers Youth Foundation supports local non-profit and youth organizations that are dedicated to improving the quality of life in our community. We are committed to utilizing our resources to provide educational, athletic and recreational opportunities to Los Angeles youth.

### BUSS FAMILY & THE LAKERS

During his lifetime, as a result of his considerable charitable efforts, Dr. Jerry Buss was honored by a wide range of organizations that included City of Hope, NAACP, the B'Nai B'rith, United Negro College Fund, United Indian Development Association, National Organization of Women, Boys and Girls Clubs of America, Muscular Dystrophy Association, the Los Angeles Human Relations Commission, Heart of Los Angeles Youth and Special Olympics of Southern California. Following in their father's footsteps, the Buss family's philanthropic and community support is as diverse as the community in which they live and work.

The Lakers and the Lakers Youth Foundation annually donate hundreds of thousands of dollars, tickets, merchandise, and autographed items to support countless neighborhood schools, libraries, and churches as well as non-profit organizations which attend to the needs of communities in Southern California.



### LAKERS "READ TO ACHIEVE"

The Los Angeles Lakers READ TO ACHIEVE campaign enjoys continued success as the organization and its players focus their efforts on literacy and instilling the joy of reading in Los Angeles youth. The main components of the program are the annual reading challenge, book drive and the development of Lakers Reading and Learning Centers throughout L.A. and Hawaii.

Currently in its 16th year, the Lakers Read to Achieve Reading Challenge is open to local elementary schools and has encouraged nearly 350,000 students to read for Lakers prizes and tickets. Students who complete the challenge receive a Lakers prize, a certificate of completion, and are entered into a drawing to win Lakers tickets. Classrooms with a 100% completion rate are eligible to win Grand Prizes.

Chick Hearn Night has been celebrated at the Lakers home game closest to Chick's birthday every season since his passing in 2002. On Chick Hearn Night, a school supplies drive is held to celebrate Chick's passion for education and the Lakers commitment to the community. In addition, the annual Chick Hearn Memorial Scholarship is presented to help two aspiring sports journalists pursue their dreams.

Since 2002, the Lakers have created fifteen Lakers Reading Rooms or Lakers Reading and Learning Centers throughout Los Angeles and Hawaii. Each site was remodeled with new carpet, paint, bookshelves, tables, chairs, sofas, children's books, and framed Lakers photos, offering children a safe and fun learning environment dedicated to literacy.







## LAKERS IN THE COMMUNITY



### JUNIOR LAKERS AND CAMP LAKERS

The Lakers youth basketball program is dedicated to promoting the sport of basketball and developing the skills of young players. With our talents and resources, the Lakers support existing youth basketball leagues, renovate basketball courts throughout the city of Los Angeles, conduct clinics for players and coaches, and host our annual summer camp, Camp Lakers.

Camp Lakers, a summer youth basketball camp for kids ages 9-18, focuses on providing young players with a program that improves their overall basketball skills in a fun and challenging environment. Camp Lakers 2016 was held at the Next Level Sports Complex in Garden Grove. Since 2000, Camp Lakers has featured personal instruction and appearances by players such as Kobe Bryant, D'Angelo Russell, Jordan Clarkson, and Julius Randle, as well as insight from Lakers legend Michael Cooper and General Manager Mitch Kupchak. Proceeds from the camp benefit the Lakers Youth Foundation.

### LAKERS "TEAM UP"

Lakers Team Up is the organization's service initiative, designed to allow the Lakers staff to give back to our community. Last season we donated our time to many local and national nonprofit organizations, including: Special Olympics, US Vets, LA Works, Operation Gratitude, Los Angeles Regional Food Bank, The Midnight Mission, and Habitat for Humanity of Greater Los Angeles.

### LAKERS CELEBRITY GOLF INVITATIONAL

Each season, the Lakers organization and some of their biggest fans gather to raise money for the Lakers Youth Foundation at the Lakers Celebrity Golf Invitational. Last season's 26th annual tournament was held at the Riviera Country Club, where golfers had the opportunity to play alongside Lakers Legends and sports and entertainment celebrities on the famed course. After the golfing, guests had the opportunity to meet the entire Lakers team and coaching staff at a charity auction and gala dinner. The money raised at the Lakers Celebrity Golf Invitational benefits the Lakers Youth Foundation, and enables the foundation to provide educational, athletic and recreational opportunities to Los Angeles youth.

### GAME NIGHT PROGRAMS FOR KIDS

At each Lakers home game, ten High-Five Kids have the opportunity to line up at courtside and "high five" the Lakers team as they run out onto the court for their warm-up practice. The youth are invited to participate in these programs either as special guests of the Lakers organization, or through random selection from the stands on game night.

This season, at each Sunday Lakers home game the Lakers will spotlight the Junior Lakers program with a basketball competition, trivia contest or tips from your favorite Lakers players.

### COMPLIMENTARY GROUP TICKETS

Each year, the Lakers and the Lakers Youth Foundation donate several thousand tickets to Southern California non-profit organizations so that their members may enjoy a game together. Often, the complimentary group ticket is the non-profit member's first opportunity to see a Lakers game. Ticket requests can be made online at [www.lakers.com/community](http://www.lakers.com/community).

### GRANTING WISHES

In collaboration with wish granting organizations, the Los Angeles Lakers regularly provide game tickets and arrange player meetings for children and adults facing life-threatening medical conditions. Over the past 14 years, the Lakers have granted over 360 special wishes for children and adults from all over the United States, Canada, and as far away as Israel and the Netherlands.



## STUDENT & EDUCATOR OF THE MONTH PROGRAM

Once a month during the NBA regular season, the Los Angeles Lakers and City of Hope honor three local students, two local teachers and one local principal for their outstanding academic and extracurricular achievements. All educator nominations are submitted to the Lakers online at [www.lakers.com/community](http://www.lakers.com/community) by local school personnel and all student nominations are submitted by teachers. Each honoree receives four tickets to attend a Lakers game and at halftime, is presented with a plaque and Lakers t-shirt.

## A SEASON OF GIVING

The Lakers "A Season of Giving" campaign, presented by East West Bank, is an opportunity for the Lakers to share in the joy of the holiday season with the people of Los Angeles. The 2015-2016 "A Season of Giving" kicked off last November at the Hotchkiss Memorial Training Center in Downtown Los Angeles where the residents were treated to a Thanksgiving meal provided by Lucielle's BBQ and served by the Lakers and East West Bank staff. The Laker Girls, Nick Young and Jordan Clarkson spent the evening serving the meal and mingling with the 300 guests from the Los Angeles Fire Department, Mixed Roots, Asian Youth Center, Boys & Girls Club of West San Gabriel Valley, Boys & Girls Club of Pasadena, East Los Angeles Boys & Girls club, Salvation Army, Hillside, Maryvale, Los Angeles Unified School District and the YMCA of West San Gabriel Valley. To continue the Thanksgiving festivities, D'Angelo Russell and the Laker Girls distributed 300 turkeys at the Salvation Army of Inglewood as part of the Miracle on Manchester prior to Thanksgiving day.

In December, the Lakers and East West Bank hosted a holiday party for children from local youth organizations at Toyota Sports Center. Kids from the School on Wheels program were treated to a day of holiday fun, starting with ice skating with the Laker Girls. From the rink the kids enjoyed hot chocolate and cookies before heading in to the Lakers Training Facility. Once inside the Training Facility, the kids were greeted by some familiar faces as the team began taking them through drills and skills. Each child also posed for an individual photo with 'Kobe Claus,' also known as Kobe Bryant, on a big Lakers Santa chair, and received presents and toys from the Lakers and US Marine Corps Toys for Tots program.

## LAKERS MENTORING ROAD TRIP

The Los Angeles Lakers and the Lakers Youth Foundation held the 2nd Annual Lakers Mentoring Road Trip which offered Los Angeles County mentoring pairs from selected mentoring organizations the chance to earn the trip of a lifetime! This support of mentoring is part of the NBA's support for the White House's My Brother's Keeper initiative.

The contest had two components:

1. An essay of 350 words or less, written by the student/mentee about their experience with mentoring; and
2. A video of two minutes or less, created by the mentoring pair which introduces themselves and explains what is special about their mentoring relationship.

Four mentoring pairs won the opportunity to embark on a four-day, three-night trip to Chicago, IL to sightsee and see the Lakers take on the Chicago Bulls at the United Center. The trip was full of fun with memorable stops at the University of Chicago, Wrigley Stadium, Soldier Field, Museum Campus, President Obama's Chicago residence, Millennium Park, Lincoln Park, Hancock Building and the Sky Deck at the Willis Tower.





## LAKERS IN THE COMMUNITY

### HEALTH AND FITNESS INITIATIVES

The Lakers are dedicated to helping their fans live a healthy lifestyle. To emphasize the importance of health and fitness, the Lakers sponsor programs that reward local students for being active about their health.

Fit For Life with the Los Angeles Lakers aims to educate the community about the importance of physical fitness and nutrition in an effort to help fight childhood obesity and encourage all fans to be fit for life. During the 2015-2016 season, students and teachers from Playworks LA were invited to the Lakers Fit for Life Health Fair presented by 24 Hour Fitness. A total of 350 students from elementary schools and middle schools throughout Los Angeles County came out to the 7th Annual Lakers Fit For Life Health Fair, for an afternoon of nutrition lessons and fun exercise with the Laker Girls and Laker players Larry Nance Jr., Tarik Black, and Jordan Clarkson.

In addition to the Health Fair, the Lakers hosted a Fit for Life Laker Girls Dance Clinic at Jordan High School. 50 students learned different healthy tips from the Laker Girls and then were taught a dance that the girls perform night after night at STAPLES Center. After the Dance Clinic the students received a gift bag from the Lakers and 24 Hour Fitness and were able to chat more with the Laker Girls about their fitness routines and how they stay active and healthy on and off the court.

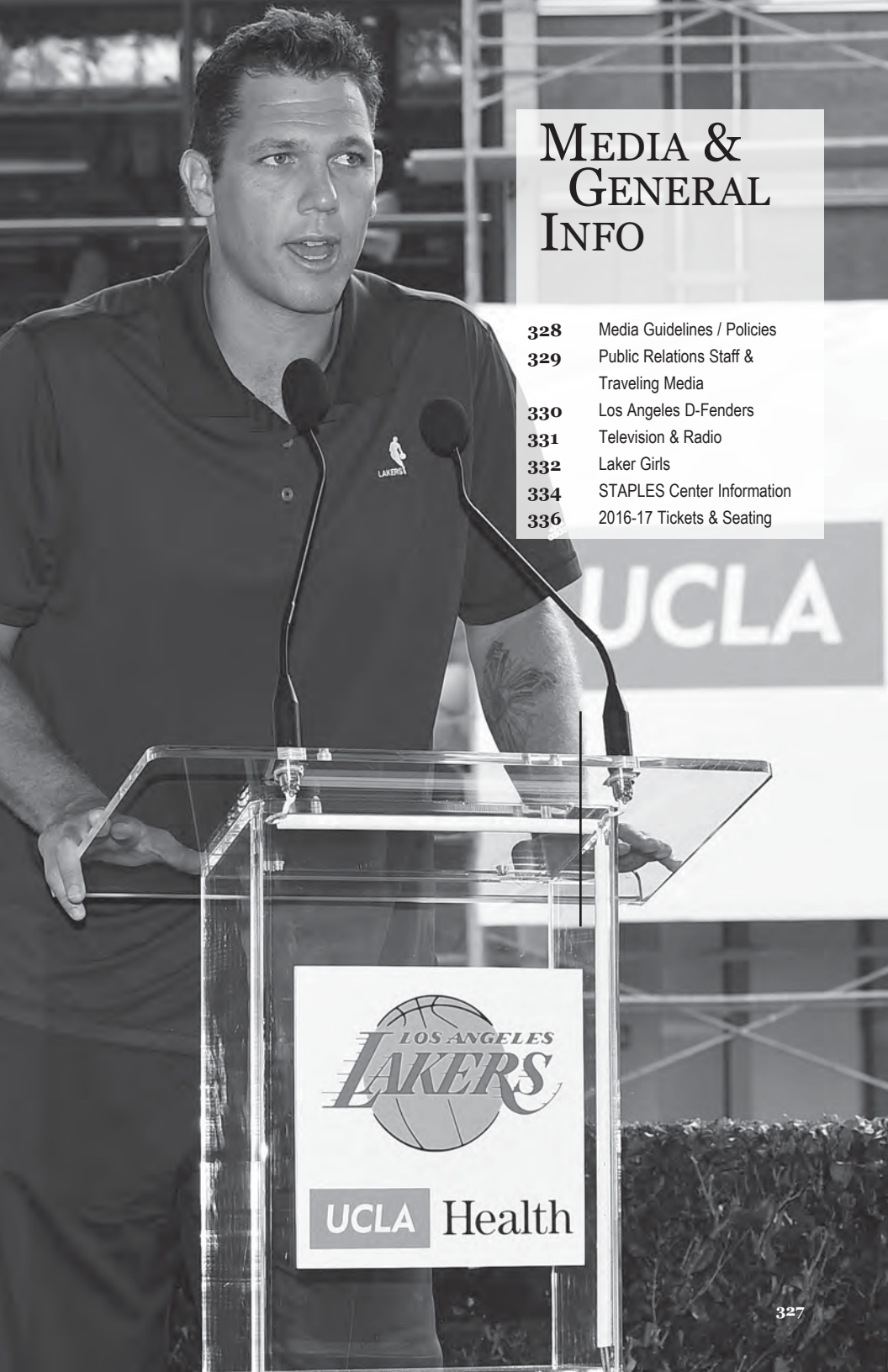
### TREES FOR THREES

The Lakers strive to be ECO All-Stars on and off the court by participating in environmentally impactful events and with their on-court campaign of Trees for Threes. During the regular NBA season each 3 pointer made by the Lakers at a home game equals a tree planted in the Los Angeles community. During the 2015-2016 season the Lakers made 278 three pointers and with our ECO partner East West Bank the Lakers planted those trees with the help of TreePeople. Check [www.lakers.com/community](http://www.lakers.com/community) for the official Trees for Threes Tree Tracker for the 2016-2017 season.



# MEDIA & GENERAL INFO

- 328** Media Guidelines / Policies
- 329** Public Relations Staff & Traveling Media
- 330** Los Angeles D-Fenders
- 331** Television & Radio
- 332** Laker Girls
- 334** STAPLES Center Information
- 336** 2016-17 Tickets & Seating





## **MEDIA GUIDELINES AND POLICIES**

### **MEDIA CREDENTIALS**

All requests should be submitted via email or in writing (on company letterhead) and faxed (310-426-6105) to the Lakers Public Relations Department at least **24 HOURS** PRIOR to the game you wish to cover (3:00 pm on Friday for weekend games). **NO CREDENTIAL REQUESTS WILL BE HONORED ON GAME DAY.**

Please make certain all requests for credentials are confirmed by the PR department prior to arriving at STAPLES Center. Credentials may be picked up at the primary media entrance off Chick Hearn Court (between Figueroa and Georgia streets) beginning 2 1/2 hours prior to game time. Credentials must be visibly worn at all times and are non-transferable.

### **MEDIA PARKING**

Parking for members of the media who have purchased a full-season parking pass is located in Lot C, on L.A. LIVE Way between 12th Street and 11th Street/Chick Hearn Court. A book of season parking passes, priced at the discounted rate of \$10.00 per game with a guaranteed parking space, can be purchased by contacting the Lakers PR Department at (310) 426-6001. Those not wishing to take advantage of the seasonal parking option will be able to park in the "general" parking lots, for example, LOT W (West Garage-Gate B) and at the LA Convention Center adjacent to the West Hall and South Hall. These locations are available on a first-come, first serve basis for a rate ranging from \$15 to \$30. Complimentary Media Parking for morning practices at STAPLES Center is located in LOT C, located on L.A. LIVE Way between Pico Blvd. and 11th Street/Chick Hearn Court.

### **CHICK HEARN PRESS ROOM**

The Chick Hearn Press Room is located near the primary media entrance adjacent to Chick Hearn Court. The stairway from the primary media entrance leads directly to the press room on the Event Level.

### **PRE & POST GAME INTERVIEWS**

In accordance with NBA policy, both the Lakers and visiting locker rooms will be open to media members for a 30 minute period prior to game time (6:15 – 6:45 for a 7:30 game) and after approximately 15 minutes following the conclusion of the game. Players and coaches are available for interviews at those times. Only working members of the media with valid credentials will be admitted to the locker rooms.

**ABSOLUTELY NO AUTOGRAPHS ALLOWED DURING MEDIA ACCESS PERIOD.**

### **GAME NOTES AND STATISTICS**

Game notes, rosters, etc. are available in the press room 2 1/2 hours prior to game time. Statistics are distributed to the working media following each quarter and at half-time. Postgame statistics, quotes, and notes are distributed as quickly as possible following the game.

### **PHOTOGRAPHERS**

Limited space is available for still photographers along each baseline with exact locations to be determined on game day. **ABSOLUTELY NO TRIPODS ALLOWED.** Photographers must stay in their designated areas while being considerate of print media and fans directly in their viewing area.

If there is not a floor spot available, photographers can shoot from the auxiliary photo position above Premier Section 14.

### **MEALS**

A pregame meal is served in the Chick Hearn Press Room two hours prior to game time. Beverages and snacks are also available in the press room during and following the game.

### **TELEPHONE & INTERNET CONTACT**

For lines and instruments, please contact a member of the Lakers public relations staff or STAPLES Center's Telecommunications Manager: (213) 742-7245.

### **RADIO & TELEVISION TECHNICAL CONTACT**

Steve Thrap: Vice President, Broadcasting: (213) 742-7253.

### **PRACTICE POLICY**

The Lakers conduct practices at the Toyota Sports Center located at 555 N. Nash Street in El Segundo (from the 405 freeway, take the 105 freeway west, exit Nash, take Nash approximately three blocks south of Imperial Highway). Approximately the final 30 minutes of each practice will be open to the media, with players and coaches available for brief interviews immediately following each practice. Please contact the Lakers Public Relations Department to confirm practice times, sites and availability of players and coaches.

### **FINGERTIP INFORMATION**

#### **Mailing Address**

555 N. Nash Street, El Segundo, CA 90245

#### **Internet Address / Social Media**

[www.lakers.com](http://www.lakers.com) or [www.nba.com/lakers/](http://www.nba.com/lakers/)

Twitter / Instagram / Vine

Snapchat

Facebook

@Lakers

@LakersSnaps

[www.facebook.com/losangeleslakers](http://www.facebook.com/losangeleslakers)

#### **Telephone**

(310) 426-6000

#### **Homecourt**

STAPLES Center (opened 1999, capacity 18,997)

#### **Colors**

Purple and Gold

#### **Ticket Outlets**

Tickets are available at [www.lakers.com](http://www.lakers.com) and the STAPLES Center Box Office

**Tickets can also be purchased by calling:**

1-888-9-AXS-TIX





**PUBLIC RELATIONS STAFF**



**JOHN BLACK**  
VICE PRESIDENT,  
PUBLIC RELATIONS



**ALISON BOGLI**  
SENIOR MANAGER,  
PUBLIC RELATIONS



**CALDER HYNES**  
SENIOR MANAGER,  
PUBLIC RELATIONS



**WILL PATTERSON**  
COORDINATOR,  
PUBLIC RELATIONS



**MATT FLEER**  
ASSISTANT,  
PUBLIC RELATIONS



**NOAH CAMARENA**  
PR INTERN



**RACHEL DOBRIN**  
PR INTERN



**STEPHANIE LARRATT**  
PR INTERN



**MARTIN MONTEBON**  
PR INTERN



**MICHAEL ROSEN**  
PR INTERN

**TRAVELING MEDIA**



**TANIA GANGULI**  
LOS ANGELES TIMES



**BAXTER HOLMES**  
ESPN.COM



**MARK MEDINA**  
SOUTHERN CALIFORNIA NEWS GROUP



**MIKE TRUDELL**  
LAKERS.COM



# LOS ANGELES D-FENDERS

Now entering its 16th season, the NBA Development League - the NBA's minor league established to develop talent across all disciplines for the NBA - is designed to help grow the sport of basketball both domestically and internationally by offering NBA-quality basketball and fun, family entertainment at affordable prices.

In July 2006, the Los Angeles Lakers became the first NBA franchise to own its own NBA Development League team. Starting in the 2006-07 season, the Los Angeles D-Fenders franchise began playing its home games either prior to or following Lakers home games at STAPLES Center. Beginning in 2011-12, the D-Fenders started to play all their home games exclusively at the Toyota Sports Center, the Lakers practice facility in El Segundo, CA.



PRIMARY LOGO

On three separate occasions during the D-Fenders inaugural season, the Lakers utilized their minor league affiliate by assigning rookie guard Jordan Farmar to the team and recalling him following each game. Furthermore, the Lakers made history on April 1, 2007 when Farmar became the first player in league history to play in an NBA and NBA D-League game in the same day. Joining Farmar, current head coach Coby Karl became the 2nd player in league history to accomplish the feat in 2007-08. In 2008-09, rookie guard Sun Yue became the third Lakers player to play for the D-Fenders on assignment. With no D-League assignments in 2009-10 and a one year hiatus from the D-League in 2010-11, the D-Fenders returned to competition in 2011-12, posting the best regular season record in league history (38-12, since surpassed) and receiving the first ever NBA Development League Champion Award (an annual award given to the team that best embodies the D-League's goals of developing NBA talent via call-ups & assignments).

Beginning in 2011-12, the Lakers have utilized their D-League team extensively, assigning 14 different Lakers players to the D-Fenders (Andrew Goudelock, Malcolm Thomas, Christian Eyenga, Derrick Caracter, Devin Ebanks, Darius Morris, Robert Sacre, Darius Johnson-Odom, Xavier Henry, Ryan Kelly, Elias Harris, Jordan Clarkson, Tarik Black, and Anthony Brown). The 2013-14 season saw the D-Fenders capture their second Western Division title while making history by developing the first ever players to be called-up from the D-Fenders to the Lakers (Manny Harris and Shawne Williams). The trend continued in 2014-15, with Jabari Brown and Vander Blue earning a call-ups to the Lakers. Since the 2006-07 season, the D-Fenders have produced 23 NBA call-ups (18 different players) and seven NBA coaching call-ups. Included in the list of coaching call-ups are current Lakers Head Coach Luke Walton, Assistant Coach Mark Madsen, Assistant Coach/Director of Basketball Strategy Clay Moser, and Assistant Coach/Advanced Professional Scout Casey Owens.

Fourteen NBA teams own and operate their NBA D-League affiliates for the 2016-17 season: the Brooklyn Nets (Long Island), Charlotte Hornets (Greensboro), Chicago Bulls (Windy City), Cleveland Cavaliers (Canton), Golden State Warriors (Santa Cruz), Indiana Pacers (Fort Wayne), Los Angeles Lakers (L.A.), New York Knicks (Westchester), Oklahoma City Thunder (Oklahoma City), Philadelphia 76ers (Delaware), Phoenix Suns (Northern Arizona), San Antonio Spurs (Austin), Utah Jazz (Salt Lake City) and Toronto Raptors (Raptors 905). An additional seven NBA teams have hybrid affiliation agreements: the Boston Celtics (Maine), Detroit Pistons (Grand Rapids), Houston Rockets (Rio Grande Valley), Memphis Grizzlies (Iowa), Miami Heat (Sioux Falls), Orlando Magic (Erie) and Sacramento Kings (Reno). Texas has the one-to-one relationship with the Dallas Mavericks. The hybrid partnership gives an NBA team control of the NBA D-League team's basketball operations while local ownership retains control of the business.



SECONDARY LOGO

## LOS ANGELES D-FENDERS

Toyota Sports Center  
555 North Nash Street  
El Segundo, CA 90245  
www.d-fenders.com

**President / CEO:** Joey Buss  
**VP, Basketball Operations:** Glenn Carraro  
**VP, Business Operations:** Michael Harris  
**General Manager:** Nick Mazzella

| DATE            | OPPONENT         | TIME    |
|-----------------|------------------|---------|
| <b>November</b> |                  |         |
| Fri. 11         | Iowa             | 7:30 PM |
| Sat. 12         | at Santa Cruz    | 7:00 PM |
| Thu. 17         | Rio Grande V.    | 7:30 PM |
| Sat. 19         | Santa Cruz       | 6:30 PM |
| Wed. 23         | No. Arizona      | 7:30 PM |
| Sat. 26         | at Rio Grande V. | 7:00 PM |
| Sun. 27         | at Rio Grande V. | 6:00 PM |
| Tue. 29         | at Oklahoma City | 7:00 PM |
| <b>December</b> |                  |         |
| Thu. 1          | Salt Lake City   | 7:30 PM |
| Sat. 3          | Rio Grande V.    | 6:30 PM |
| Thu. 8          | Reno             | 7:30 PM |
| Sat. 10         | Austin           | 6:30 PM |
| Thu. 15         | at Erie          | 7:00 PM |
| Sat. 17         | at Maine         | 7:00 PM |
| Mon. 19         | at Long Island   | 2:00 PM |
| Tue. 20         | at Westchester   | 7:00 PM |
| Thu. 22         | at Greensboro    | 7:00 PM |
| Wed. 28         | Sioux Falls      | 7:30 PM |
| Fri. 30         | No. Arizona      | 7:30 PM |

| DATE            | OPPONENT          | TIME     |
|-----------------|-------------------|----------|
| <b>January</b>  |                   |          |
| Tue. 3          | at Reno           | 7:00 PM  |
| Thu. 5          | Iowa              | 7:30 PM  |
| Sat. 7          | Grand Rapids      | 6:30 PM  |
| Thu. 12         | Oklahoma City     | 7:30 PM  |
| Sat. 14         | Canton            | 6:30 PM  |
| Thu. 26         | Sioux Falls       | 7:30 PM  |
| Sun. 29         | at Austin         | 5:00 PM  |
| <b>February</b> |                   |          |
| Wed. 1          | at Texas          | 7:00 PM  |
| Thu. 2          | at Austin         | 7:30 PM  |
| Sat. 4          | at Oklahoma City  | 7:00 PM  |
| Mon. 6          | at Salt Lake City | 7:00 PM  |
| Wed. 8          | at Salt Lake City | 11:00 AM |
| Sat. 11         | Oklahoma City     | 6:30 PM  |
| Sun. 12         | Austin            | 5:00 PM  |
| Wed. 22         | at Texas          | 7:00 PM  |
| Fri. 24         | Windy City        | 7:30 PM  |
| Sun. 26         | at No. Arizona    | 3:00 PM  |

| DATE         | OPPONENT       | TIME    |
|--------------|----------------|---------|
| <b>March</b> |                |         |
| Fri. 3       | at No. Arizona | 7:00 PM |
| Sat. 4       | Raptors        | 6:30 PM |
| Fri. 10      | Reno           | 7:30 PM |
| Sat. 11      | Ft. Wayne      | 6:30 PM |
| Wed. 15      | at Iowa        | 7:00 PM |
| Fri. 17      | at Iowa        | 7:00 PM |
| Sat. 18      | at Sioux Falls | 7:00 PM |
| Wed. 22      | Texas          | 7:30 PM |
| Sat. 25      | Santa Cruz     | 6:30 PM |
| Wed. 29      | at Reno        | 7:00 PM |
| Fri. 31      | at Santa Cruz  | 7:00 PM |
| <b>April</b> |                |         |
| Sat. 1       | Salt Lake City | 6:30 PM |

\*all times local







**SPECTRUM**

Spectrum Networks operates Spectrum SportsNet and Spectrum Deportes, two Southern California regional sports networks that have an exclusive partnership with the Los Angeles Lakers, LA Galaxy, Los Angeles Sparks and the California Interscholastic Federation (CIF). Through their exclusive partnerships with the Lakers, LA Galaxy, Los Angeles Sparks and the California Interscholastic Federation (CIF), the award-winning 24/7, high-definition networks each deliver more than 180 live events per year, extensive team coverage and unprecedented behind-the-scenes access.

**SPECTRUM  
SPORTSNET**

Lakers programming on Spectrum SportsNet includes "Access SportsNet: Lakers," featuring comprehensive pre- and post-game analysis as well as "#LakeShow," an interactive program driven by social media interaction and fan engagement. "Backstage: Lakers" is the network's signature series that gives fans unparalleled access to the team and chronicles the Lakers season from start to finish. The program provides viewers with an insider's perspective taking fans from the court, to the locker room and on the road with the team. Other original programming on the network also includes the "Laker Girls," a show that takes fans unique access to the team's dance squad. All Lakers games on Spectrum SportsNet are called by veteran Lakers broadcasters Stu Lantz and Bill Macdonald, with Mike Trudell as the sideline reporter. Studio commentary is led by James Worthy, Robert Horry, Chris McGee, Jaime Maggio, Mike Bresnahan, and Kelli Tennant.

**SPECTRUM  
DEPORTES**

Spectrum Deportes is the nation's first ever Spanish-language regional sports network. Lakers games are called live on Spectrum Deportes by play-by-play announcer Adrián García-Márquez and analyst Francisco Pinto.

For more information about Spectrum SportsNet and Spectrum Deportes, visit [spectrumsportsnet.com](http://spectrumsportsnet.com) and [spectrumdeportes.com](http://spectrumdeportes.com).

Follow the networks on Twitter @SpectrumSN and @SpectDeportes on Instagram @SpectrumSportsNet and @SpectrumDeportes and on Facebook at [www.facebook.com/SpectrumSportsNet](http://www.facebook.com/SpectrumSportsNet) and [www.facebook.com/SpectrumDeportes](http://www.facebook.com/SpectrumDeportes).

**RADIO**

After kicking off its inaugural season with the team with an NBA Championship run, 710 AM ESPNLA Radio now enters year eight as the official English flagship station for the Los Angeles Lakers. Each of the Lakers preseason, regular season and playoff games can be heard on the Lakers English radio network, with John Ireland and Mychal Thompson providing play-by-play and color commentary, respectively.

The Lakers' Spanish radio flagship for the 21st straight season is 1330 AM ESPN Deportes. Fernando Gonzalez and "Pepe" Mantilla deliver all the action of every game on 1330 AM and the Lakers' Spanish radio network. 1330 AM ESPN Deportes is also the flagship of the ESPN Deportes Spanish sports radio network.



**RADIO AFFILIATES**

|          |          |                       |
|----------|----------|-----------------------|
| *KSPN    | 710 AM   | Los Angeles           |
| KMET     | 1490 AM  | Banning/Inland Empire |
| KSZL     | 1230 AM  | Barstow               |
| KFIG     | 940 AM   | Fresno                |
| KYVA     | 1230 AM  | Gallup (NM)           |
| KIKI     | 990 AM   | Honolulu (HI)         |
| KKUU HD2 | 103.9 FM | Palm Springs          |
| KLSD     | 1360 AM  | San Diego             |
| KKJL     | 1400 AM  | San Luis Obispo       |
| KRAK     | 910 AM   | Hesperia              |
| *KWKW    | 1330 AM  | Los Angeles           |
| *KWAC    | 1490 AM  | Bakersfield           |
| *KWKU    | 1220 AM  | Pomona                |
| *KENO    | 1460 AM  | Las Vegas             |

\* Spanish broadcasts; ^ Flagship station



Entering their 38th season and long considered the premier dance squad of the NBA, the Los Angeles Laker Girls have undoubtedly earned a place in team history right alongside the greats who have worn a Lakers uniform.

Impressed with the collegiate look and spirit that existed at USC and UCLA in the late 1970s and seeking to bring that same atmosphere to Lakers home games, then-new owner Dr. Jerry Buss brought together former songleaders from both universities to form the original Laker Girls in 1979.

After becoming known almost immediately for their unique and innovative dance routines, routines which actually helped spawn trends in music videos, it wasn't long before the Laker Girls were the glamour dance group of the NBA and a household name nationwide. What had first begun as an experiment ultimately resulted in a trend-setting tradition.




Over the years, the Laker Girls have evolved into an even more professional dance squad while maintaining that same collegiate spirit that brought about their positive reputation.

The 2016-17 squad consists of 22 talented, intelligent and energetic young ladies chosen from over 200 candidates. With each position considered a part-time job, each member of the Laker Girls is also involved in academic pursuits, theatrical/dance careers, or non-entertainment careers.

Beyond dancing at Lakers home games, the Laker Girls have become ambassadors for the organization and NBA worldwide. While active in the local community with various personal appearances throughout the season at many non-profit and charitable functions, Laker Girls have also been chosen to represent the NBA globally on the continents of Asia, Europe and Australia. In addition, Laker Girls have also been afforded the opportunity to support and visit our military troops in places abroad such as Italy, Bosnia, Korea, Japan, Israel and Sarajevo.

Whether it is a community appearance, a clinic on foreign soil, a television show cameo or a game-night dance routine, the Laker Girls' positive image is an integral part of the Los Angeles Lakers. While other NBA teams have followed suit and created dance or performance squads of their own, the Laker Girls still remain the standard by which all other teams are measured.





**MAKAYLA ASPESLET**  
Orlando, FL  
1st Year



**CHANI BELL**  
Stafford, VA  
2nd Year



**BROOKE BRADY**  
Baton Rouge, LA  
1st Year



**MICHELLE CIRRITO**  
San Dimas, CA  
2nd Year



**SARAH DEFFEBACH**  
Clovis, CA  
2nd Year



**TIEGE DOOLEY-PANKO**  
Chicago, IL  
2nd Year



**SAVANAH EDLUND**  
Trabuco Canyon, CA  
3rd Year



**LACEY EVERETT**  
Murrieta, CA  
2nd Year



**AVERIE HENNESSEY**  
Huxley, IA  
1st Year



**JULIANNE JOUGLARD**  
Yorba Linda, CA  
2nd Year



**JESSICA LESTER**  
San Francisco, CA  
2nd Year



**RAQUEL LOPEZ**  
Brea, CA  
1st Year



**YUKA MAGATA**  
Torrance, CA  
1st Year



**SYDNEY MCPHERSON**  
Neptune, NJ  
1st Year



**JESSIE MECK**  
Thousand Oaks, CA  
4th Year



**MIKAYLA PARKE**  
Newbury Park, CA  
2nd Year



**EMILEE ROSE**  
Oceanside, CA  
1st Year



**MARISSAH SIMONINI**  
Santa Rosa, CA  
1st Year



**ALANNA TARANGO**  
Whittier, CA  
3rd Year



**STARKESHA THELISMA**  
Detroit, MI  
1st Year



**TAYLOR TURNER**  
Anaheim, CA  
2nd Year



**MACKENNA WILSEY**  
Foothill Ranch, CA  
1st Year



**CONTACT**  
For information concerning Laker Girl appearances, please visit:  
<http://www.nba.com/lakers/lakergirls/requestForm>



**JESSICA ELLIOTT**  
Manager





# STAPLES CENTER KEY INFORMATION

## SEATING

18,997 for Los Angeles Lakers  
 19,060 for Los Angeles Clippers  
 18,230 for Los Angeles Kings  
 12,947 for Los Angeles Sparks  
 20,000 for Concerts and Boxing  
 154 Private Suites, 16 Event Suites (available on event-by-event basis)  
 18 Premier Lounges and 7 Premier Tables (in the San Manuel Club)  
 2,589 Premier Seats (referred to as Club Seats in other venues)

## ATTENDANCE & EVENT FACTS

Hosted over 4,000 events since 10/17/99, 50 million+ fan attendance

## BUILDING

10-acre site; nearly one million square ft. internal space; length - 764 ft. by 400 ft.; height - 150 ft. to 110 ft.; \$407 million cost, privately financed

## KEY DATES

Staples Inc. becomes "Naming Rights Partner" (12/1/97)  
 Groundbreaking (3/26/98)  
 First Public Event - Bruce Springsteen and the E Street Band (10/17/99)  
 First Regular Season Lakers Game: vs. Vancouver Grizzlies (11/3/99)  
 Lakers win 2000 NBA Championship in Game 6 vs. Indiana (6/19/00)  
 Lakers win 2010 NBA Championship in Game 7 vs. Boston (6/17/10)

## FASTEST CHANGEOVER

Hockey-Basketball: 1 hour, 50 minutes / Basketball-Basketball: 1 hour  
*Completed more than 170 doubleheaders in 16 seasons*

## PROJECT

Owner/Developer - AEG and L.A. Arena Company  
 General Contractor - PCL Construction  
 Architect - NBBJ Sports and Entertainment

## STAPLES CENTER MEDIA CONTACTS

Michael Roth - Vice President of Communications  
 (213) 742-7155 or [mroth@staplescenter.com](mailto:mroth@staplescenter.com)  
 Cara Vanderhook - Sr. Director of Communications & Social Media  
 (213) 742-7273 or [cvanderhook@staplescenter.com](mailto:cvanderhook@staplescenter.com)

## GAME NIGHT

**PRIMARY MEDIA ENTRANCE:** Private entrance adjacent to 11th Street Entrance (between Figueroa and Georgia Streets).

**MEDIA WILL CALL:** Thru 11th Street Entrance on Main Concourse.

**PRESS ROOM:** Stairway from Primary Media Entrance leads directly to Chick Hearn Press Room on Event Level.

**MEDIA WORK ROOM:** Connected to Press Room on Event Level.

**PRESS BOX:** The Bob Miller Press Box is above the Upper Concourse on the west side of STAPLES Center. Accessible via stairway on Upper Concourse and by elevators located across from the press room on Event Level.

**LOCKER / DRESSING ROOMS:** Event Level, east side of arena.

**GENERAL WILL CALL:** Located at Box Office near Star Plaza Entrance, off Chick Hearn Court/11th Street.

**PARKING & TRAFFIC INFORMATION:** (213) 742-7275

## STAPLES CENTER ONLINE

Web Site [www.staplescenter.com](http://www.staplescenter.com)  
 Twitter @STAPLEScenter  
 Facebook [facebook.com/staplescenter](http://facebook.com/staplescenter)  
 Instagram & Snapchat @STAPLEScenterLA  
 Mobile App available to download from iTunes & Droid Market

## TRANSPORTATION PHONE NUMBERS

|                             |                                |
|-----------------------------|--------------------------------|
| Yellow Cab                  | (800) 272-8294                 |
| Checker Cab                 | (800) 300-5007                 |
| Bell Cab                    | (800) 666-6664                 |
| L.A. Taxi                   | (213) 627-7000                 |
| Metro Rail and Metro Busses | (800) COMMUTE                  |
| LADOT/DASH/Commuter Exp.    | 808-2273 (no area code needed) |

## STAPLES CENTER PHONE NUMBERS

Parking Office (213) 742-PARK (742-7275)  
 Guest Services/Guests w/ Disabilities (213) 742-7FAN (742-7326)  
 Hearing Impaired (TTY/TDD) (213) 742-7889

## DIRECTORY

|                             |  |
|-----------------------------|--|
| Guest Services Center       | Main Concourse/Aisle 12<br>Upper Concourse/Aisle 6<br>Main Concourse/Aisle 12  |
| Wells Fargo ATMs            | Suite Level A/Across from PR 16<br>Upper Concourse/Aisle 19<br>Star Plaza (outside of arena)<br>Main Concourse/Aisle 19<br>Star Plaza (outside of arena)<br>Main Concourse/Aisle 4<br>Upper Concourse/Aisle 21<br>Guest Srv.: Main Concourse/Aisle 12<br>Main Concourse/Aisle 22 |
| Box Office                  | Main Concourse/Aisles 1 & 13<br>Upper Concourse/Aisles 2 & 18<br>Suite Level A   |
| First Aid                   | Main Concourse/Aisles 5 & 6<br>Main Concourse/Section 102 & 112  |
| Lost & Found                | Main Concourse/Section 117   |
| TEAM LA                     | Main Concourse/Section 119   |
| Merchandise Kiosks & Stands | Main Concourse/Section 106<br>Upper Concourse/Section 318<br>Main Concourse/Section 115  |
| Verizon Retail Center       | Main Concourse/Section 103   |
| Dave's Dog House            | Main Concourse/Section 114   |
| BS Taqueria                 | Upper Concourse/Section 334  |
| Ludo Bird                   | Upper Concourse/Section 301  |
| Eats                        | Upper Concourse/Section 325  |
| Deli Dash                   | Main Concourse/Section 113 & 118   |
| Bud Cooler                  | Main Concourse/Section 103 & 113   |
| McDonald's                  | Upper Concourse/Section 316  |
| All In                      | Main Concourse/Section 109   |
| Smoke House BBQ             | Main Concourse/Section 104   |
| Tap Haus                    | Main Concourse/Section 108   |
| Wetzel's Pretzels           | Black Crown Lounge<br>Main Concourse/Section 119   |
| California Pizza Kitchen    | Draft Kings<br>Main Concourse/Section 116  |
| Outtakes - AFC Sushi        | Figueroa Bar<br>Main Concourse/Section 101   |
| Goose Island Pub            | CPK Bar & Lounge<br>Main Concourse/Section 109   |
| Black Crown Lounge          | Bud Cooler<br>Upper Concourse/Section 105  |
| Draft Kings                 | Cocktails (Bar)<br>Upper Concourse/Section 302 & 317   |
| Figueroa Bar                | Coca-Cola<br>Upper Concourse/Section 334   |
| CPK Bar & Lounge            |  |
| Bud Cooler                  |  |
| Cocktails (Bar)             |  |
| Coca-Cola                   |  |

## SUITE LEVEL A

Buss Stop Lounge, Cooke's Corner Lounge, Lexus Club, San Manuel Club, Skyline Grill, Spotlight Grill, Team LA Merchandise Kiosk, Easy Center, Wells Fargo Conference Center (meeting rooms A, B & C)

## SUITE LEVEL B / SUITE LEVEL C

The Centurion Suite by American Express / Hyde Lounge

## LA LIVE RESTAURANTS

|                            |                |
|----------------------------|----------------|
| Boca                       | (213) 749-0445 |
| Conga Room                 | (213) 749-0445 |
| Fleming's Prime Steakhouse | (213) 745-9911 |
| Ford's Filling Station     | (213) 765-8630 |
| Katsuya                    | (213) 747-9797 |
| Lawry's Carvery            | (213) 222-2212 |
| Live Basil Pizza           | (213) 746-5483 |
| Lucky Strike Lanes         | (213) 542-4880 |
| Nest at WP24               | (213) 743-8824 |
| Red Mango                  | (213) 746-2646 |
| Rock'N Fish                | (213) 748-4020 |
| Rosa Mexicano              | (213) 746-0001 |
| Smashburger                | (213) 631-3355 |
| Starbucks                  | (213) 748-1009 |
| Tom's Urban                | (213) 746-8667 |
| Triple 8 China Bar & Grill | (213) 747-3700 |
| Wolfgang Puck Bar & Grill  | (213) 748-9700 |
| WP24 at The Ritz-Carlton   | (213) 743-8800 |
| Yard House                 | (213) 745-9273 |



STAPLES Center is entering its seventeenth year and has undoubtedly developed an unrivaled reputation for excellence while establishing itself as the Sports and Entertainment Center of the World. Beginning with Bruce Springsteen and the E Street Band's opening night concert on October 17, 1999, more than 50 million guests have come to the AEG-owned and operated STAPLES Center to attend a schedule of prestigious concerts, sporting events, award shows, family shows and other major attractions unmatched by any arena.

As the home of four professional sports franchises, the NBA's Los Angeles Lakers and Los Angeles Clippers, the NHL's Los Angeles Kings, and the WNBA's Los Angeles Sparks, STAPLES Center has proven to be a home court advantage for the local teams with the Lakers capturing five NBA Championships and the Kings winning two Stanley Cups since 1999 while, the Sparks captured back-to-back WNBA Championships in their first two STAPLES Center campaigns.

STAPLES Center continues to distinguish itself as the host of major, high-profile events of national and international distinction including the 2004 & 2011 NBA All-Star Weekends, the 2002 NHL All-Star Game and 2010 NHL Draft, 2002 U.S. Figure Skating Championships, the 2000 Democratic National Convention, 2009 ISU World Figure Skating Championships, sixteen of the last seventeen GRAMMY Award shows, eleven X Games competitions, four WTA Tour Championships, 12 Pac 12 Men's Basketball Championship tournaments, 2013 NCAA Division I Men's Basketball Championship West Regional and the Michael Jackson Public Memorial Service on July 7, 2009.



**STAPLES Center**  
1111 South Figueroa St.  
Los Angeles, CA 90015

STAPLES Center's first sixteen years have also been marked with performances and special events that brought international stature to Los Angeles' sports & entertainment icon including concerts starring Taylor Swift, Adele, Mana, Prince, U2, Garth Brooks, Beyoncé, Usher, Paul McCartney, Don Henley, Bon Jovi, Madonna, Christina Aguilera, Justin Timberlake, Phil Collins, the Rolling Stones, Dave Matthews, Britney Spears, Rod Stewart, Eric Clapton, Janet Jackson, Jay-Z, Simon & Garfunkel, Van Halen, Dixie Chicks, John Mayer, Shania Twain, Peter Gabriel, Ricky Martin, Tina Turner, Kanye West, Luis Miguel, Billy Joel, Lionel Richie, Reba McEntire, Crosby, Stills, Nash & Young, Faith Hill & Tim McGraw, Kenny Chesney, Rod Stewart, Tool, Shakira, Depeche Mode, Cher, Bette Midler, Lady Gaga, Keith Urban, Mariah Carey, Eurythmics, GooGooSh, The Police, Beyonce, Bob Seger, Lady

Antebellum, Katy Perry, Marco Antonio Solis, and a (millennium) New Year's Eve spectacular starring the Eagles, Jackson Browne and Linda Ronstadt; world championship boxing including Lennox Lewis vs. Vitali Klitschko for the World Heavyweight Championship and the first-ever Latin Grammy Awards. In addition, the arena has hosted multiple sold-out WWE dates, UFC 39 and UFC on FOX, Ringling Bros. & Barnum and Bailey Circus, Disney on Ice, Walking with Dinosaurs and the Harlem Globetrotters.

Through the charitable endeavors of STAPLES Center Foundation, dynamic and life changing programs and services that focus on education, mentorship, healthy living, and healthcare, have been provided to children and families throughout Los Angeles with a special emphasis on supporting low income neighborhoods surrounding the arena.

More than \$10 million in grants and in-kind support has been pledged to support several local charities and community-based organizations with a goal of changing lives and saving lives. STAPLES Center Foundation works diligently to assist charities in raising funds, developing resources, increasing awareness, and highlighting their community impact. The foundations philanthropic reach has impacted organizations such as 10th Street Elementary, Inner City Arts, Salvation Army Red Shield Youth & Community Center, The Midnight Mission, and several local hospitals. Anchor Tenants, including the LA Kings, Los Angeles Lakers, Los Angeles Clippers and Los Angeles Sparks, assist in creating once in a lifetime fundraising opportunities and experiences for our charity partners and community members.

STAPLES Center and L.A. LIVE serve as the hub for community engagement during the holiday season, and supports employee volunteerism activities such as a company-wide Day of Service. Through a partnership with City Year, employees volunteer to refurbish local public schools by providing supplies, painting, cleaning and gardening services. During AEG's Season of Giving, held throughout the month of December, the Foundation spotlights more than two dozen local charities and community-based organizations and provides non-profits a platform to collect food, hold blood drives, register volunteers, educate the public and sign up mentors with the Nokia Plaza L.A. LIVE, its ice skating rink, STAPLES Center and the holiday tree as the backdrop.

STAPLES Center has been designed with the fans of Los Angeles in mind. Guests who attend events are treated to the finest entertainment experience imaginable. The arena has free public Wi-Fi powered by Verizon, over 840 Toshiba flat panel televisions and (as part of a specially designed \$1.5 million facility sound system) 675 separate speakers outside of the seating area, so fans never miss any of the sights or sounds of a STAPLES Center event. Also featured is a \$2 million specialty lighting package and other state-of-the-art amenities. In 2010, STAPLES Center unveiled their brand new \$10 million center-hung video LIVE 4HD Scoreboard specially designed for the arena.

Along STAPLES Center's five concourses are 23 refreshment stands offering a variety of dining choices including the Smokehouse BBQ on City View Terrace, a one-of-a-kind outdoor dining experience with a spectacular view of L.A. LIVE and of the downtown Los Angeles skyline. The TEAM LA store located on the main concourse is a retail store featuring official merchandise from the teams and events that call STAPLES Center home with satellite locations throughout the facility and L.A. LIVE. Finally, the arena provides 55 public restrooms including three "family" restrooms.

Perhaps the greatest emphasis throughout STAPLES Center's development has been the recruitment and training of its guest services staff. The STAPLES Center experience is second-to-none from the entertainment environment to the staff's commitment to making every guest's visit a memorable one. Never before has an arena had the amenities, features and commitment to quality service that STAPLES Center offers to the fans and the City of Los Angeles. STAPLES Center continues to set new standards for the arena industry. Located directly across the street from STAPLES Center is L.A. LIVE, a one-of-a-kind sports, and entertainment district in downtown Los Angeles. The four million square foot destination features Microsoft Theater, The GRAMMY Museum, Conga Room and The Novo, giving L.A. LIVE 'more music per square foot' than anywhere else in the world. The district offers a rich mix of local, regional and national restaurants including Wolfgang Puck Bar and Grill, Rosa Mexicano, Yard House, Katsuya, Fleming's Prime Steakhouse & Wine Bar, Rock 'N Fish, Lawry's Carvery, Live Basil Pizza, Tom's Urban, Smashburger, Red Mango, Triple 7 China Bar & Grill, Starbucks and BOCA at the Conga Room, WP24 and others. L.A. LIVE also features 100,000 of special events deck and the famous Lucky Strike Lanes and Lounge. The development also includes a 54-story, 1001-room convention "headquarters" hotel (combining JW Marriott and The Ritz-Carlton brands and 224 luxury condominiums - The Ritz Carlton Residences at L.A. LIVE.), the 14-screen Regal Cinemas L.A. LIVE Stadium 14 theatre featuring the Premier House, along with ESPN's West Coast broadcast headquarters. Also home to annual award shows including the EMMYS, ESPY's, People's Choice, BET Awards and American Music Awards, L.A. LIVE is recognized worldwide for offering an incomparable and unforgettable entertainment experience.







# ESPN LA

((710 AM))







# LOS ANGELES LAKERS 2016-17 SCHEDULE

For Lakers Info and Season Seats call (310) 426-6031  
All home games played at STAPLES Center

| OCTOBER/NOVEMBER 2016 |     |     |                               |                 |                 |                       |    |
|-----------------------|-----|-----|-------------------------------|-----------------|-----------------|-----------------------|----|
| SUN                   | MON | TUE | WED                           | THU             | FRI             | SAT                   |    |
|                       | 23  | 24  | 25<br>ESPN<br>7:30 PM<br>@HOU | 26              | 27              | 28<br>6:00 PM<br>@UTA | 29 |
| 4:00 PM<br>@OKC       | 30  | 31  | 4:00 PM<br>@IND               | 4:30 PM<br>@ATL | 7:30 PM<br>@GSW |                       | 5  |
| 6:30 PM<br>PHX        | 6   | 7   | 7:30 PM<br>DAL                | 8               | 9               | 7:30 PM<br>@SAC       | 11 |
| 4:00 PM<br>@MIN       | 13  | 14  | 7:30 PM<br>BKN                | 15              | 16              | 7:30 PM<br>SAS        | 18 |
| 6:30 PM<br>CHI        | 20  | 21  | 7:30 PM<br>OKC                | 22              | 23              | 7:30 PM<br>@GSW       | 25 |
| 6:30 PM<br>ATL        | 27  | 28  | 5:00 PM<br>@NOP               | 29              | 30              | 5:00 PM<br>@CHI       |    |

| DECEMBER 2016        |                       |                       |                       |                       |                             |                       |
|----------------------|-----------------------|-----------------------|-----------------------|-----------------------|-----------------------------|-----------------------|
| SUN                  | MON                   | TUE                   | WED                   | THU                   | FRI                         | SAT                   |
|                      |                       |                       |                       | 1                     | 2<br>4:30 PM<br>@TOR        | 3<br>5:00 PM<br>@MEM  |
| 4                    | 5<br>7:30 PM<br>UTA   | 6                     | 7                     | 8                     | 9<br>ESPN<br>7:30 PM<br>PHX | 10                    |
| 11<br>6:30 PM<br>NYK | 12<br>7:30 PM<br>@SAC | 13                    | 14<br>5:00 PM<br>@HOU | 15                    | 16<br>4:30 PM<br>@BKN       | 17<br>5:00 PM<br>@PHI |
| 18                   | 19                    | 20<br>4:00 PM<br>@CHA | 21                    | 22<br>4:30 PM<br>@MIA | 23<br>4:00 PM<br>@ORL       | 24                    |
| 25<br>7:30 PM<br>LAC | 26                    | 27<br>7:30 PM<br>UTA  | 28                    | 29<br>TNT             | 30                          | 31                    |

| JANUARY 2017     |     |     |                 |     |                 |                  |
|------------------|-----|-----|-----------------|-----|-----------------|------------------|
| SUN              | MON | TUE | WED             | THU | FRI             | SAT              |
| 6:30 PM<br>TOR   | 1   | 2   | 7:30 PM<br>MEM  | 3   | 4               | 5                |
| 6:30 PM<br>ORL   | 8   | 9   | 7:30 PM<br>POR  | 10  | 11              | 12               |
| 6:30 PM<br>DET   | 15  | 16  | 7:30 PM<br>DEN  | 17  | 18              | 19               |
| 12:30 PM<br>@DAL | 22  | 23  | 7:30 PM<br>@POR | 24  | 25<br>ESPN      | 26<br>TNT        |
|                  | 29  | 30  | 7:30 PM<br>@UTA | 31  | 7:00 PM<br>@MIA | 12:30 PM<br>@LAC |

| FEBRUARY 2017         |                      |                      |                       |     |                       |                      |
|-----------------------|----------------------|----------------------|-----------------------|-----|-----------------------|----------------------|
| SUN                   | MON                  | TUE                  | WED                   | THU | FRI                   | SAT                  |
|                       |                      |                      |                       | 1   | 2<br>4:00 PM<br>@WAS  | 3<br>5:00 PM<br>@BOS |
| 5                     | 6<br>4:00 PM<br>@NYK | 7                    | 8<br>4:30 PM<br>@DET  | 9   | 10                    | 11                   |
| 12                    | 13                   | 14<br>7:30 PM<br>SAC | 15<br>6:00 PM<br>@PHX | 16  | 17<br>ALL STAR        | 18<br>ALL STAR       |
| 19<br>ALL STAR        | 20                   | 21                   | 22                    | 23  | 24<br>5:00 PM<br>@OKC | 25                   |
| 26<br>12:30 PM<br>SAS | 27                   | 28<br>7:30 PM<br>CHA |                       |     |                       |                      |

| MARCH 2017     |     |     |                 |     |                       |          |
|----------------|-----|-----|-----------------|-----|-----------------------|----------|
| SUN            | MON | TUE | WED             | THU | FRI                   | SAT      |
|                |     |     | 1               | 2   | 3<br>7:30 PM<br>BOS   | 4        |
| 6:30 PM<br>NOP | 5   | 6   | 5:30 PM<br>@DAL | 7   | 8                     | 9<br>TNT |
| 6:30 PM<br>PHI | 12  | 13  | 7:30 PM<br>@PHX | 14  | 15                    | 16       |
| 6:30 PM<br>CLE | 19  | 20  | 5:00 PM<br>@HOU | 21  | 22                    | 23       |
| 6:30 PM<br>POR | 26  | 27  | 7:30 PM<br>LAC  | 28  | 29                    | 30       |
|                |     |     |                 |     | 31<br>5:00 PM<br>@MIN |          |

| APRIL 2017          |     |                      |                       |     |                     |                       |
|---------------------|-----|----------------------|-----------------------|-----|---------------------|-----------------------|
| SUN                 | MON | TUE                  | WED                   | THU | FRI                 | SAT                   |
|                     |     |                      |                       |     |                     | 1<br>12:30 PM<br>@LAC |
| 2                   | 3   | 4                    | 5<br>5:30 PM<br>@SAS  | 6   | 7<br>7:30 PM<br>SAC | 8                     |
| 9<br>6:30 PM<br>MIN | 10  | 11<br>7:30 PM<br>NOP | 12<br>7:30 PM<br>@GSW | 13  | 14                  | 15                    |

All times Pacific Standard/Daylight Time.

HOME  AWAY

## RADIO AND TELEVISION

**RADIO:** All home and away games on ESPNLA 710AM & 1330 AM ESPN DEPORTES. Radio broadcasts start 15 minutes earlier than times shown.

**TV:** All home and away games on Spectrum SportsNet & Spectrum Deportes, except where noted as ESPN or TNT at times indicated.