



LAKERS

2017 • 2018

**MEDIA
GUIDE**



**THE ENGLISH AND SPANISH-LANGUAGE
DESTINATION FOR EVERYTHING LAKERS**

**SPECTRUM
SPORTSNET**

**SPECTRUM
DEPORTES**



Pollard, Slater Martin and Clyde Lovellette. With Kundla at the helm, the Lakers were a super team, winning five championships in their first six seasons in Minneapolis. He coached each of the NBA's first four All-Star Games, was one of five coaches to ever win more than two championships, and his 60-35 playoff record is third-best among those who have coached at least 50 postseason games.

Just 31 years old when he took the job back in 1947, Kundla remains the only coach in league history to capture titles in both of his first two seasons. But all this success nearly never happened, as it took some convincing for Kundla to join the infant NBA. After starring on the hardwood at the University of Minnesota, Kundla's experiences included: a year of pro baseball in Paducah, Kentucky; serving as an assistant for the Golden Gophers' hoops team; and coaching basketball and P.E. at local Minneapolis high schools.

After serving in the Navy during World War II, he returned to coaching at the College of St. Thomas in neighboring St. Paul. After just one year with the Tommies, Kundla was approached to coach the newly formed Minneapolis Lakers. He turned them down. But management was persistent, doubling Kundla's salary at the time to \$6,000.

Kundla's Minneapolis teams were powerhouses, but they couldn't always draw enough fans to fill the arena. When the Lakers moved in 1960, Kundla decided to stay home and immediately took over as head coach of his alma mater. He became the first basketball coach at Minnesota to give scholarships to African-American players, resulting in a regular stream of hate mail to put up with. In 1968, he hung up his clipboard for good.

In 1995, Kundla was named to the Naismith Memorial Basketball Hall of Fame, as well as one of the top 10 coaches in NBA history during the league's 50th anniversary celebration.

Tommy Hawkins

1936-2017

One of the original Los Angeles Lakers and a pioneer in African-American athletics, Tommy Hawkins bled purple and gold long after his playing days ended.

After falling in three NBA Finals to the rival Celtics during his career, Hawkins recalled the joy of watching the Lakers finally beat Boston for the 1985 championship. As he told the Los Angeles Times, he even dug out his old uniform and watched Game 7 wearing his jersey and shorts.

Hawkins, a fixture of L.A. athletics and broadcasting, died on Aug. 16, 2017 at the age of 80.

Hawkins' journey with the Lakers began in 1959, when he was drafted third overall by the franchise that was entering its final year in Minneapolis.

A two-time All-American at Notre Dame, it was easy to see why the 6-foot-5 forward warranted such a high draft pick. But his collegiate impact went far beyond his ability to pile up points and rebounds. Not only was Hawkins the only African-American player on the Notre Dame team, he was the sole black member of his graduating class.

"The Hawk" went on to play a decade in the NBA, including two stints with the Lakers. With 6,672 points and 4,607 rebounds to his name, Hawkins retired at age 31. But he still had plenty left to give the NBA and the city of Los Angeles.

As a player representative, he played a key role in the construction of the first collective bargaining agreement between the players' union and the NBA.

He also transitioned to a successful broadcast career, becoming a fixture on L.A.'s KNBC-TV and KABC radio, before being inducted into the Southern California Sports Broadcasters Hall of Fame in 2016.

Hawkins — who was inducted into the Southern California Sports Broadcasters Hall of Fame in 2016 — later spent 17 years as Vice President of Communications for the Los Angeles Dodgers from 1987-2004.'

"He was and will always be part of the Lakers family," Lakers President and Owner Jeanie Buss said. "His baritone voice and easy demeanor made him a favorite of the fans and media, as well as everyone who had the honor of calling him a friend."



The 2017-18 Los Angeles Lakers Media Guide was written and edited by Will Patterson. Co-edited by T.C. Greene and Noah Camarena with assistance from Alison Bogli. Photography by Andrew Bernstein and NBA Photos. Cover design and graphics by J Alexander Diaz and Erica Martin. John Kundla and Tommy Hawkins tributes by Joey Ramirez. Statistical assistance from Chris Thorn and the Elias Sports Bureau.

All NBA and team insignia depicted in this publication are the property of NBA Properties, Inc. and the respective teams of the NBA and may not be reproduced for commercial purposes without the prior written consent of NBA Properties, Inc.

The information contained in this publication was compiled by the Los Angeles Lakers and is provided as a courtesy to our fans and the press and may be used only for personal or editorial purposes. Any commercial use of this information is prohibited without the prior written consent of the Los Angeles Lakers.

REMEMBERING A LEGEND

In August of 2002, the Los Angeles Lakers lost a cherished family member with the passing of Chick Hearn. More than an announcer, Chick embodied the spirit and determination that have made the Los Angeles Lakers champions 16 times over. The Lakers lone play-by-play voice since the team moved to Los Angeles prior to the 1960-61 season, Chick was the Lakers for the better part of four decades. With his words-eye-view of the game and colorful chickisms making his broadcasts truly one of a kind, it is a streak of unmatched proportions that will perhaps be Chick's lasting legacy. Beginning in Los Angeles on November 21, 1965 against the Philadelphia 76ers, Chick went on to broadcast 3,338 consecutive regular and postseason games, with the streak culminating in a 101-85 victory over the same Warriors on December 16, 2001. Two days later Chick underwent surgery to replace the aortic valve in his heart. The surgery was a success and Chick was expected to make a full recovery.

Anticipating a return to the broadcast booth on March 1, Chick was again befallen by bad luck as he suffered a hip fracture in a fall on February 17. This additional setback would force Chick to undergo a second surgery and more rehabilitation. Again, however, he persevered and on April 9th, returned to the booth to broadcast the Lakers 112-82 victory over the Utah Jazz. Shortly into the broadcast of a game that began with the sellout crowd of 18,997 giving Chick an extended standing ovation, the legendary announcer gratefully exclaimed, "This is the happiest I've been since I married Marge!"

Chick, along with his announcing partner of 15 years, Stu Lantz, broadcast the Lakers final five regular season games and each of the Lakers 19 playoff games. With Chick returning to his familiar position behind the mic, the Lakers season culminated on June 12 in New Jersey with their third consecutive NBA championship.

The refrigerator door might have closed for the final time on that June evening as the Lakers defeated the New Jersey Nets, but Chick will forever be remembered for the fervor and passion that he brought to each and every Lakers broadcast.

A TRIBUTE FROM JOHN IRELAND

As a tradition set forth in the 2004-05 edition of the Lakers media guide, the Los Angeles Lakers organization will select a prominent Southern California media member each year to pen a tribute to Chick and carry on his legacy with a favorite story or anecdote about the man who came to be known as the "Voice of the Lakers."

This year, the Los Angeles Lakers are pleased to have Lakers radio play-by-play announcer John Ireland share some of his stories on the broadcasting icon. Ireland has served as the play-by-play man for the Lakers radio broadcast since the 2011-2012 season, and is joined by former Laker Mychal Thompson on the broadcasts. Prior to that, Ireland was the team's TV sideline reporter for ten years. A Corona del Mar native, he grew up listening to Chick, as he says, "before I got out of the crib."



It was at a Lakers game in 2016 when a young fan approached me, and the following exchange took place:

Fan: "Who is this Chick guy you're always talking about during the games?"

Me: "Are you serious?"

Fan: "Yeah...I don't know who that is."

I was dumbfounded. Chick was the person who introduced me to the Lakers, made me a fan for life. For somebody, anybody, to ask that question was the equivalent of somebody not knowing Kobe Bryant.

I asked him when he was born, "2003," he answered. Then it hit me. There are many young Lakers fans that never had a chance to hear Chick call a game. His last game, appropriately, was calling the Lakers winning the NBA title in New Jersey in 2002.



***The Lakers family remembers Marge Hearn,
Chick's widow who passed away in January 2016.
The Hearn's were married from 1938 until Chick's passing in 2002.***

So if you'll allow, let me share with you what I told that young fan. Do yourself a favor. When you have some time (and you'll end up taking some time), type "Chick Hearn" into a YouTube search window.

You'll find more than 100,000 entries, and if you're anything like me, you'll spend the next couple of hours listening to the greatest basketball play-by-play voice who has ever lived.

To say that Chick wrote the book on how to call a basketball game is a ridiculous understatement. Have you ever heard an announcer say "slam dunk?" How about "dribble drive," or "put him in the popcorn machine?" Ever hear someone put a game "in the refrigerator?" All of that was invented by Chick. The guy had his own lexicon, one that most announcers still use today.

When I was a kid, my parents would tell me to go to bed. Instead, I would listen to Chick by placing a transistor radio under my pillow, and keep the volume just loud enough that only I could hear it. To this day, I'll say something while describing a game that I've never said out loud before. The only explanation is that I'm channeling Chick.

It wasn't just the words and phrases that made him great. He had a voice from above, and an enthusiasm that made you feel there was absolutely nowhere else on earth he would rather be than telling you about your Lakers.

And he was honest. If the Lakers played great, he said so. If they didn't, he said that too. Long ago, Jack Kent Cooke, the Lakers bombastic owner at the time, called Chick into his office.

"Mr. Hearn!" Cooke said. "I listened to you for the entire first quarter last night and you said one nice thing about my Lakers. One! You must have complimented the other team 15 times!"

"Did you notice the score?" Chick answered. "We were losing 43-10. You really want to make an idiot out of me, and you?"

Cooke agreed and told Chick to go back to work. I love that story, because in a way, Chick gave all of those who were lucky enough to follow him the license to always tell the fans the truth.

By the way, I heard back from the father of that young fan who approached me in 2016 a couple of months later. "Thanks for introducing my son to Chick," he said. "It's made him a much bigger Lakers fan." Maybe that was Chick's greatest gift. He introduced the Lakers and the game of NBA basketball to our city. It's a legacy that will continue for generations to come.



TABLE OF CONTENTS

LAKERS STAFF

Team Directory	6
CEO & Controlling Owner Jeanie Buss	9
President of Basketball Operations Earvin "Magic" Johnson	10
General Manager Rob Pelinka	11
President of Business Operations & COO Tim Harris	12
Sr. Vice President of Finance & CFO Joseph McCormack	12
Chief Legal Officer & General Counsel Dan Grigsby	13
Vice President of Research & Development Joey Buss	13
Jesse Buss / Ryan West / Jordan Wilkes	14
Basketball Operations Staff	15
Head Coach Luke Walton	16
Coaching Staff	17-20
Head Athletic Trainer Marco Nuñez	21
Training Staff	21
Team Broadcasters	22-26

THE PLAYERS

Lonzo Ball	28-29
V.J. Beachem	30-31
Vander Blue	32-33
Andrew Bogut	34-37
Corey Brewer	38-41
Thomas Bryant	42-43
Kentavious Caldwell-Pope	44-47
Alex Caruso	48-49
Jordan Clarkson	50-53
Luol Deng	54-57
Tyler Ennis	58-61
Josh Hart	62-63
Brandon Ingram	64-65
Kyle Kuzma	66-67
Brook Lopez	68-71
Larry Nance Jr.	72-75
Julius Randle	76-79
Briante Weber	80-81
Stephen Zimmerman	82-83
Ivica Zubac	84-85
Training Camp Roster	86

THE NBA

NBA Directory	88
G League Directory	89
NBA Key Dates	90
NBA Officials Roster	90
2016-17 Final Standings	91
2016-17 NBA Team Statistics	92-93
2016-17 NBA Highs / Lows	94
2016-17 NBA Attendance	94
2016-17 NBA Leaders	95
2017 NBA Draft	96
NBA Champions By Year	97
NBA Award Winners	98-99
NBA All-Time Single-Game Bests	100

2016-17 YEAR IN REVIEW

Lakers Overall Season Statistics	102
Lakers Transactions	102
Lakers Home / Road Statistics	103
2016-17 Lakers Key Dates	104
Lakers Statistical Breakdown	105
Lakers Game-By-Game	106
Lakers Miscellaneous Statistics	107
Lakers Highs / Lows	108

LAKERS RECORDS & HISTORY

Season-by-Season Record	110
Championship / Coaching Summary	111
Lakers Honor Roll	112-114
Individual Regular Season Records	115-116
Team Regular Season Records	117-120
All-Time Single Game Highs	121-123
All-Time Triple-Doubles	124
Four-Point Plays	125

LAKERS RECORDS & HISTORY (CONTINUED)

Margin of Victory / Defeat	125
Winning / Losing Streaks	126
Season-by-Season Leaders	127-129
Lakers NBA Team Leaders	129
All-Time Record by Month / Ranking	130
Lakers Ranked in NBA Top 10 By Season	131
Home Attendance Records	132
All-Time Overtime Records	133-135
Offensive Statistics by Season	136
Defensive Statistics by Season	137
All-Time Numerical Roster	138-139
Lakers All-Time Collegiate Roster	140-142
All-Time Lakers with G League Experience	142
All-Time Career Leaders	143
Lakers Retired Numbers	144-146
Hall of Fame Minneapolis Lakers	146-147
Year-by-Year Results, Statistics & Rosters	148-219
All-Time Lakers Draft Choices	217-219
All-Time Transactions	220-228
Management History	229-231
All-Time Roster with Statistics	232-286

PLAYOFF RECORDS

Year-by-Year Results	288
All-Time Playoff W/L Records	289
Margin of Victory / Defeat	289
Head-to-Head Results vs. Opponents	289
Lakers Playoff Career Leaders	290
All-Time Single Game Highs	291
Individual Playoff Records (Lakers)	292
All-Time Playoff Highs / Lows (Lakers)	293
Individual Playoff Records (Opponent)	294
All-Time Playoff Highs / Lows (Opponent)	295
Lakers All-Time Playoff Triple-Doubles	296
All-Time Playoff Scores	297-304

THE OPPONENTS

Atlanta	306	Milwaukee	321
Boston	307	Minnesota	322
Brooklyn	308	New Orleans	323
Charlotte	309	New York	324
Chicago	310	Oklahoma City	325
Cleveland	311	Orlando	326
Dallas	312	Philadelphia	327
Denver	313	Phoenix	328
Detroit	314	Portland	329
Golden State	315	Sacramento	330
Houston	316	San Antonio	331
Indiana	317	Toronto	332
L.A. Clippers	318	Utah	333
Memphis	319	Washington	334
Miami	320		

COMMUNITY RELATIONS

NBA Cares	336
Lakers In The Community	337-340

MEDIA & GENERAL INFORMATION

Media Guidelines & Policies	342
Media Relations Staff / Traveling Media	343
South Bay Lakers	344
Television & Radio Affiliates	345
Laker Girls	346-347
UCLA Health Training Center	348-349
STAPLES Center Information	350-351
2017-18 Tickets & Seating	352





LAKERS STAFF

- 6 Team Directory
- 9 Jeanie Buss
- 10 Earvin "Magic" Johnson
- 11 Rob Pelinka
- 12 Tim Harris
- 12 Joseph McCormack
- 13 Dan Grigsby
- 13 Joey Buss
- 14 Jesse Buss
- 14 Ryan West
- 14 Jordan Wilkes
- 15 Basketball Operations
- 16 Luke Walton
- 17 Brian Shaw
- 17 Jesse Murmuys
- 18 Mark Madsen
- 18 Brian Keefe
- 19 Jud Buechler
- 19 Miles Simon
- 20 Bill Bertka
- 20 Will Scott
- 21 Marco Nunez
- 22 Stu Lantz
- 22 Bill MacDonald
- 23 Adrian Garcia-Marquez
- 23 Francisco Pinto
- 24 John Ireland
- 24 Mychal Thompson
- 25 Fernando Gonzalez
- 25 Jose Mantilla
- 26 Lawrence Tanter
- 26 Mike Trudell

LOS ANG



TEAM DIRECTORY

Ownership

Buss Family Trusts
 Philip F. Anschutz
 Edward P. Roski Jr.
 Dr. Patrick Soon-Shiong

Majority Owner
 Co-Owner
 Co-Owner
 Co-Owner

Executive

Jeanie Buss
 Tim Harris
 Joseph McCormack
 Daniel M. Grigsby
 James L. Perzik
 Dan Beckerman

CEO & Controlling Owner
 President of Business Operations and Chief Operating Officer
 Senior Vice President, Finance & Chief Financial Officer
 Chief Legal Officer & General Counsel
 Senior Vice President, Legal Affairs
 Director

Basketball Operations

Earvin Johnson Jr.
 Rob Pelinka
 Joey Buss
 Jesse Buss
 Elaine Shen
 Luke Walton
 Brian Shaw
 Jesse Mermuys
 Brian Keefe
 Mark Madsen
 Jud Buechler
 Miles Simon
 Clay Moser
 Casey Owens
 Sean Buss
 Kevin Grevey
 Irving Thomas
 Antonio Marceiras
 Bill Bertka
 Ryan West
 Nick Mazzella
 Gunnar Peterson
 Josh Wright
 Adi Vase
 Marco Nunez
 Nina Hsieh
 Jen Swanson
 Stacey Robinson
 Kristen Andrews
 Carlos Maples
 Gary Vitti
 Jordan Wilkes
 Shane Jenkins
 Desiree LeSassier
 Kristen Luken
 Jason Rosenfeld
 Lorena Martin
 Jae Yeob Kim
 Moses Zapata
 Will Scott
 Jonah Herscu
 Ed Kelley
 Natalie Wilson
 Sam Usher
 Clare Summers
 Coby Karl
 Isaiah Fox
 Brian Walsh
 Dane Johnson
 Sean Nolan
 Heather Mau
 Misha Cavaye
 Nicholas Lagios

President, Basketball Operations
 General Manager
 Vice President, Research and Development
 Assistant GM/Director, Scouting
 Chief of Staff
 Head Coach
 Associate Head Coach
 Assistant Coach
 Assistant Coach
 Assistant Coach
 Assistant Coach
 Assistant Coach
 Assistant Coach
 Assistant Coach/Director of Basketball Strategy
 Assistant Coach/Advance Professional Scout
 Scout
 Scout
 Scout
 International Scout
 Special Assistant to GM/Basketball Consultant
 Director, Player Personnel
 Director, Research & Development; General Manager - South Bay Lakers
 Director, Strength & Endurance Training/Head Strength & Conditioning Coach
 Assistant Strength & Conditioning Coach
 Assistant Strength & Conditioning Coach
 Head Athletic Trainer
 Assistant Athletic Trainer
 Head Physical Therapist
 Massage Therapist
 Manager, Nutrition & Wellness
 Equipment Manager
 Consultant
 Director, Player Development
 Manager, Player Services
 Manager, Player Services
 Manager, Travel Operations
 Director, Basketball Analytics
 Senior Analyst, Basketball Analytics
 Analyst, Basketball Analytics
 Coordinator, Scout Support and Strategy
 Video Coordinator
 Assistant Video Coordinator
 Assistant To Management
 Executive Assistant to President of Basketball Operations
 Executive Assistant to GM
 Executive Assistant to Head Coach
 Head Coach - South Bay Lakers
 Assistant Coach - South Bay Lakers
 Assistant Coach - South Bay Lakers
 Assistant Coach - South Bay Lakers
 Assistant Coach - South Bay Lakers
 Assistant Coach - South Bay Lakers
 Assistant Coach - South Bay Lakers
 Head Athletic Trainer - South Bay Lakers
 Strength Coach/Massage Therapist/Equipment Manager - South Bay Lakers
 Coordinator, Basketball Ops - South Bay Lakers





Accounting

AJ Harris
 Susan Matson
 Alex Obnial
 Julie Budds
 Teri Kanamori
 Grace M Mora
 Patricia Valenzuela
 Sidney Ling
 Annie Everett
 Linda Jeter
 Mark Roesner

Controller
 Director, Cost Analysis
 Senior Accountant
 Financial Manager
 Senior Staff Accountant
 Financial Analyst
 Accounts Payable Clerk
 Bookkeeper
 Cash Desk
 Staff Accountant
 Staff Accountant

Administration

Johnny Buss
 Jim Buss
 Diane Rogers
 Terree Sholl
 Christina Khosravi
 Samantha Stewart
 Brian Long
 Justin Foote
 Chianti Phillips
 Raquel Conde
 Noemi Colon

Director, Corporate Affairs
 Director, Corporate Affairs
 Director, Payroll & Personnel
 Director, Legal & Corporate Administration/Risk Manager
 Director, Business Analytics & Strategy
 Director, Human Resources
 Manager, Business Administration - South Bay Lakers
 CRM Analyst
 Executive Assistant to President of Business Operations and COO
 Executive Assistant, Finance
 Executive Assistant, Legal

Community Relations & Special Projects

Janie Buss
 Linda Rambis
 Kiesha Nix
 Roberta Mariani
 Mathew Makovec
 Jon Olivero
 Alison Darnell

Director of Special Events
 Executive Director, Special Projects
 Executive Director, Lakers Youth Foundation
 Director Emeritus, Lakers Youth Foundation
 Director, Community Relations
 Manager, Community Relations
 Coordinator, Community Relations

Corporate Partnerships

Allison Howard
 Francis R. Mariani
 Eva Campbell
 Ron Rockoff
 Blain Skinner
 Erika Singal
 Karyn Lau
 Laura Scholnick
 Jessica Hampton
 Patrick Barkley
 Kelsey Brockway
 Devyn O'Brien
 Michael Silver
 Daryl Vales
 Tim Vanneman
 Morgan Ritter

Vice President, Corporate Partnerships
 Executive Vice President, Corporate Partnerships
 Executive Director, Corporate Partnerships & Client Management
 Executive Director, Corporate Partnerships & Client Management
 Executive Director, Corporate Partnerships & Client Management
 Senior Director, Corporate Partnerships
 Director, Partner Activation
 Director, Corporate Ticketing & Hospitality
 Manager, Corporate Partnerships
 Manager, Partner Activation
 Manager, Client Services & Events
 Coordinator, Corporate Partnerships
 Coordinator, Corporate Partnerships
 Coordinator, Corporate Partnerships
 Coordinator, Corporate Partnerships
 Coordinator, Broadcast Partnerships

Facilities

Lisa Estrada
 George Rios
 Steve Hernandez
 Jerilyn Bristol

Vice President, Facilities & Building Operations
 Facility Manager
 Mail Courier
 Switchboard Operator





TEAM DIRECTORY

Game Entertainment

Robert Sanchez
Jessica Elliott
Ralph Antunez
Matthew Evans

Senior Manager, Game Entertainment
Manager, Game Entertainment
Video Board Production
Video Production Coordinator

Information Technology

Tommy Yamada
Rick Allen
Derek Gordon
Francisco Pon
Adrian Cabrera
Ricky Hemawarman

Vice President, Information Technology/Chief Technology Officer
Executive Director, Information Technology
Director, Information Technology
Information Technology Support & Game Tech Coordinator
IT Support Engineer
IT Support Engineer

Media Relations

Alison Bogli
Ta'Nisha Cooper
Will Patterson
T.C. Greene
Noah Camarena
Matt Fleer

Director, Media Relations
Senior Manager, Media Relations
Manager, Media Relations
Coordinator, Media Relations
Coordinator, Media Relations - South Bay Lakers
Assistant, Media Relations

New Media

Nick Kioski
Ty Nowell
J Alexander Diaz
Ryan Primeaux
Mike Trudell
Rodrigo Azurmendi
Joey Ramirez
Erica Martin
Josh Williams

Director, New Media
Manager, New Media
Senior Graphic Designer/New Media Specialist
Front End Developer, New Media
Lakers Reporter
Spanish Language Content Specialist
Digital Content Specialist
Graphic Designer
Videographer/Editor/Producer

Ticket Sales & Operations

Veronica Lawlor
Stephen Robbins
Cynthia Marie Gonzales
Michelle McIntyre
Ryan Galovan
Joe Bucz
Bryan Hart
Benjamin Ahn
Cassie Bradley
Aubree Connors
Kiely Crow
DJ Dikitanan
Rachel Valadez
Akiela Locke
Kevin Zapata

Vice President, Ticket Sales and Operations
Director, Ticket Sales - South Bay Lakers
Manager, Ticket Operations
Manager, Service and Retention
Manager, Ticketing Technology and Operations
Account Executive, Group Sales
Account Executive, Group Sales
Account Executive, Ticket Sales - South Bay Lakers
Customer Service Specialist
Customer Service Specialist
Customer Service Specialist
Customer Service Specialist
Customer Service Specialist
Customer Service Assistant
Ticket Coordinator





JEANIE BUSS

As CEO and Controlling Owner, Jeanie Buss is responsible for running all aspects of the Los Angeles Lakers organization. Buss, who oversees the business and basketball operations of the team, works closely with President of Business Operations and COO, Tim Harris as well as President of Basketball Operations, Earvin "Magic" Johnson and General Manager Rob Pelinka.

In addition to her role as CEO, Buss also serves as the Lakers' governor, representing the team on the NBA's Board of Governors. She is currently a member of the NBA Advisory and Finance Committee and serves on the NBA Labor Committee, which, early this year, successfully reached a deal with the NBA Players Association for a new collective bargaining agreement.

Buss, who spent four years serving as President of the Great Western Forum before joining the Lakers, began her career at the age of 19 as General Manager of World Team Tennis' Los Angeles Strings. While guiding the team to two league titles, she

also created the Forum Tennis Challenge Series featuring players such as John McEnroe, Pete Sampras, Andre Agassi, Jimmy Connors, Steffi Graff, Chris Evert, and Martina Navratilova.

In 1993, Buss brought professional roller hockey to Los Angeles as the owner of the Los Angeles Blades. Her outstanding leadership and dedication earned her Executive of the Year honors by Roller Hockey International. Buss is also using her considerable experience to lead a revival of WOW - Women of Wrestling, featuring female superheroes in the ring, with the goal of showcasing the talented performers and eventually touring the country.

Named by the Sports Business Journal in October of 2011 as one of the Game Changers: Women in Sports Business, Buss serves as a Trustee of the University of Southern California, her alma mater. She also is a co-host of Lakers All-Access, a yearly event presented by the LA Sports and Entertainment Commission, a nonprofit organization which draws events and attractions to Los Angeles.

Actively involved in the community, Buss lists Canine Companions for Independence, The Amanda Foundation and the Best Buddies organization among her many charitable endeavors, while also working internally with the Lakers Youth Foundation to raise money for Southern California Youth charities. In 2015, she personally pledged \$1.5 million to Cedars-Sinai to establish the Dr. Jerry H. Buss Surgical Oncology Fellowship as a tribute to her father.





EARVIN "MAGIC" JOHNSON

Earvin "Magic" Johnson enters his first full season as President of Basketball Operations for the Lakers. The NBA Legend and Hall of Famer was a special consultant for the team before being named to his current role in February. Johnson and General Manager Rob Pelinka are responsible for all basketball-related decisions including the scouting of players, the NBA Draft, trades and the signing of free agents.

Johnson's illustrious career both on and off the court, can be most accurately summarized with a single word – winner. As a player, he was the guiding force behind championship-winning teams at every conceivable level, including high school, college and the professional ranks. As an executive, Johnson is a business powerhouse who has dedicated his life to leaving a positive impact in underserved urban communities. He is the Chairman and Chief Executive Officer of Magic Johnson Enterprises, an investment conglomerate valued at an estimated \$1 billion and is co-owner of the Los Angeles Dodgers, the Los Angeles Sparks of the WNBA and Major League Soccer's Los Angeles Football Club.

Johnson, who played his entire 13-year NBA career with Los Angeles, led the Lakers to five NBA championships (1980, '82, '85, '87 and '88) and nine appearances in the NBA Finals. He was named the NBA's Most Valuable Player on three occasions (1987, '89, '90), NBA Finals MVP three times (1980, '82, '87), earned All-NBA First Team honors nine times, participated in 12 All-Star Games (MVP in 1990, '92) and is one of only five players (Mark Jackson, Jason Kidd, Steve Nash, John Stockton) to surpass 10,000 career assists. On September 27, 2002, Johnson received the highest honor a basketball player can receive, as he was inducted into the Naismith Memorial Basketball Hall of Fame. In addition to Johnson's numerous NBA accolades, Johnson earned an Olympic Gold Medal in 1992 as a member of the "Dream Team."

Following his retirement in 1996, Johnson quickly became one of the country's most successful entrepreneurs.

Over the last two decades, Johnson has consistently turned heads with his unprecedented partnerships. In his early years as an entrepreneur, he forged an alliance with Sony Pictures to develop Magic Johnson Theatres. In 1998, he teamed with Starbucks to become the only franchisee in the history of the company, acquiring and eventually selling 125 stores in a lucrative move, which further solidified his position in the business world. Both ventures served as catalysts for redevelopment in urban communities, and are widely recognized as the corporate blueprint for engagement and success with urban consumers across America.

The Michigan native is constantly evolving and remaining relevant in a dynamic digital age by broadening his scope into infrastructure and technology. Through a newly formed fund, Johnson is investing more than \$1 billion on infrastructure improvement in the United States. Operating under the philosophy that true success is making others successful, Johnson is one of the leading investors in a number of minority-owned tech companies. He is deliberate in his investment strategy to bring positive impact to the community.

Johnson proudly serves as Chairman and Founder of the Magic Johnson Foundation, which has awarded more than \$21 million in grants and made a positive impact in the lives of more than 500K individuals through various programs and social efforts. The organization's Taylor Michaels Scholarship Program has graduated more than 435 students, while its HIV/AIDS initiatives have tested over 40K individuals and 15 Community Empowerment Centers have provided technology access to more than 260K individuals. Remaining true to his humble beginnings in Lansing, Michigan, Johnson is unwaveringly dedicated to working with major corporations and partners to bring jobs and high-quality products and services to underserved communities.

Johnson and his wife Cookie reside in Los Angeles and are the parents to Andre, Earvin III (EJ) and Elisa.





ROB PELINKA

In his first full season as General Manager, Rob Pelinka is quickly making an impact on the Lakers franchise.

Pelinka, 47, joined the Lakers after spending the greater part of two decades representing many of the NBA's top players as an agent. Named by Forbes as one the Top 10 Sports Agents in the World, Pelinka's experience gives him a unique perspective of the NBA landscape that will help shape his decision-making for the franchise.

Officially hired in March of 2017, Pelinka got to work quickly, kicking off the 2017 NBA Draft by selecting the highly touted Lonzo Ball from UCLA with the second overall pick. Later in the evening, Pelinka acquired Brook Lopez and the draft rights to Utah product Kyle Kuzma in a draft night trade with the Brooklyn Nets. Pelinka and his basketball operations team then turned the 28th overall pick of the draft into two selections, trading the rights of Tony Bradley to the Jazz, in exchange for the 30th and 42nd overall picks, Josh Hart (Villanova) and Thomas Bryant (Indiana), respectively. Later in the summer, Pelinka added key free agent pieces, acquiring shooting guard Kentavious Caldwell-Pope and center Andrew Bogut.


In July of 2017, Pelinka spearheaded his first Summer League campaign for the Lakers, working closely with his Lakers basketball operations colleagues to build a roster that combined second-year talents Brandon Ingram and Ivica Zubac with the 2017 draft class, as well as a select group of G League alums and undrafted prospects. With just a week to prepare, the team would go on to win the 2017 Las Vegas Summer League Championship, closing out the tournament with five-straight victories. Ball earned tournament MVP honors, while Kuzma was named MVP of the Championship game. Pelinka later signed Summer League standout Alex Caruso to the team's first Two-Way contract.

Pelinka coordinates all day-to-day functions of the Basketball Operations Department, helping manage personnel decisions, contract negotiations, salary cap strategies and scouting. The General Manager oversees and collaborates with his staff on all offseason activities, including the entire draft process, summer league and training camp. In addition to these tasks, Pelinka also assists with various marketing, media relations, and other management functions.

The Lake Forest, Illinois native earned his B.B.A. from the Ross School of Business at the University of Michigan with high honors in 1993, before receiving his J.D., Cum Laude, from the University of Michigan Law School in 1996. While on campus at Michigan, Pelinka was a member of the 1989 NCAA National Championship basketball team, taking part in three NCAA Final Fours (1989, 1992, 1993) for the Maize and Blue. Upon graduation, Pelinka briefly practiced corporate law in Chicago for a short stint, and then embarked on a successful career as a sports agent, representing some of the all-time greats, and many future NBA Hall-of-Famers.

Pelinka makes his home in Newport Beach with his wife, Dr. Kristin Pelinka, his son, Durham Pelinka (9), and his daughter, Emery Pelinka (7). Pelinka's off court interests include trail running, reading classic literature, staying active in his local church and spending as much time with his kids as his work schedule permits.





TIM HARRIS

Overseeing Los Angeles Lakers business-related endeavors and marketing efforts for 18 years, Tim Harris brings more than 28 years of combined experience to the organization, currently serving in a multifaceted role as Chief Operating Officer, President of Business Operations & Chief Marketing Officer. Responsible for the Lakers' day-to-day business operations, Harris oversees the team's broadcast, sponsorship, ticketing, community relations, game entertainment and digital media departments. Harris negotiated one of the largest regional TV deals in all of sports when the franchise struck a long-term partnership with Spectrum SportsNet in 2011 and is the team's driving force behind its radio partnership with 710 ESPNLA. Harris is also responsible for spearheading the Lakers' UCLA Health partnership, which led to the completion of the state-of-the-art UCLA Health Training Center. Most recently, Harris helped secure Wish as the team's first-ever jersey patch sponsor, one of the most lucrative jersey patch partnerships in the NBA.

Adding to his extensive scope of responsibilities, Harris serves as a Lakers Alternate Governor, and he represents the club at team president meetings.

Beginning his career working for Dr. Jerry Buss in 1990, Harris was tasked with promoting and marketing the team's arena at the time, The Great Western Forum. By 1995, after much success in his role, Harris would become Vice President of Marketing for the building. Following the sale of the Forum in 1997, Harris was responsible for managing the Lakers transition out of Inglewood to the brand new STAPLES Center as well as the new team training facility. At the conclusion of the club's move, Harris was brought on board to focus his efforts strictly on the Lakers, originally serving as Vice President of Sales and Marketing.

A standout soccer player at UCLA, Harris played four seasons as goalkeeper (1980-83), earning second team All-American honors in 1983 and finishing his career ranked third on the school's career victories list. He was later named to the UCLA Athletic Department Hall of Fame as one of the school's 25 all-time greatest athletes. Harris, who graduated from UCLA with a degree in sociology, went on to play five years professionally (1984-89), including three for the Dr. Buss-owned Los Angeles Lakers of the Major Indoor Soccer League. He was also a member of the United States Men's National Soccer Team in 1985.

An Inglewood native, Harris currently resides in Manhattan Beach with his wife Choel and their three children: Jude (12), Dane (10) and Gage (6).

SENIOR VICE PRESIDENT, FINANCE & CHIEF FINANCIAL OFFICER



JOSEPH MCCORMACK

Joseph McCormack was named Senior Vice President, Finance, and CFO for the Lakers in 2011 after serving as Vice President, Treasurer and CFO for 23 years.

In his current position, McCormack is involved in all aspects of planning, budgeting, administration, development governance and strategic initiatives for the organization. In addition to leading the day-to-day operations of the team's finances, McCormack was responsible for overseeing the construction of the team's 120,000 square-foot state of the art practice facility, the UCLA Health Training Center.

McCormack joined the Lakers on December 12, 1988 after previously working at PricewaterhouseCoopers as a certified public accountant. A Short Hills, New Jersey native, McCormack earned his accounting degree from Providence College.

McCormack and his wife Catherine reside in Manhattan Beach and have two adult children, his son Jack and daughter Ellen, who is married to Max.





DAN GRIGSBY

Dan Grigsby has served as Chief Legal Officer & General Counsel for the Lakers since April of 2014. He joined the Lakers after practicing sports and entertainment law for more than 33 years with nationally and internationally recognized law firms, including serving as an outside attorney for the Lakers since graduating from law school in 1981.

One of the first assignments Dan received as a young lawyer after joining a firm that included former Lakers' General Counsel, Jim Perzik, was working on the then ground-breaking NBA player contract between the Lakers and Earvin "Magic" Johnson, with whom he now works closely with at the Lakers. As Chief Legal Officer & General Counsel, Dan is responsible for all legal matters for the Lakers, the South Bay Lakers, the Lakers Youth Foundation and their subsidiaries and affiliates, and he also works closely with Earvin "Magic" Johnson, Rob Pelinka and the rest of the basketball operations staff on player contracts and related matters.

Dan is a native of Southern California, having received his undergraduate degree from UCLA and his JD degree from Whittier College School of Law. Dan lives in Pacific Palisades with his wife Karen, and is a life-long Lakers fan.

VICE PRESIDENT, RESEARCH & DEVELOPMENT



JOEY BUSS

Serving as the Vice President of Research and Development for the Lakers, Joey Buss is responsible for exploring new technologies and strategies for business and basketball development. Buss is also in charge of the South Bay Lakers, the NBA G League franchise owned and operated by the Lakers. Entering his 11th season as President/CEO of the team's minor league affiliate, Buss is responsible for overseeing the SB Lakers business and basketball operations for the team.

Buss and Director of Research and Development Nick Mazzella work closely with Earvin "Magic" Johnson, Rob Pelinka and Coach Luke Walton to construct the Lakers Summer League and Training Camp rosters, while managing all G League Call-Ups and assignment player decisions. Most recently, the Summer League roster they constructed went on to win the 2017 Las Vegas Summer League Championship.

Behind the leadership of Buss, the SB Lakers franchise has established itself as one of the G League's top producers of NBA players, along with developing 19 assignment players for the Los Angeles Lakers. Former South Bay Lakers have earned 26 NBA call-ups. South Bay has won the division three times, making two trips to the G League Finals.

Prior to assuming his current position with the South Bay Lakers, Buss spent a year preparing for his role as Lakers alternate governor, working closely with both Jeanie Buss and Tim Harris. Not long after becoming an alternate governor, Buss accepted the Larry O'Brien Trophy on behalf of the organization after the Lakers defeated the Orlando Magic in the 2009 NBA Finals.

After graduating from the University of Southern California, Buss served as a coaching associate for the Lakers during the 2006-07 season and got his first glimpse into the business of basketball at the age of 20, when he held a summer internship in the basketball operations department of the nearby Los Angeles Sparks for the 2004 and 2005 seasons.

Away from the court, Buss and his wife Dr. Nicole Buss reside in Rancho Palos Verdes with their sons Benjamin and Oliver. Dr. Nicole Buss earned her doctorate degree in Occupational Therapy at USC and serves on the Board of Directors for Town & Country Nursery School.



ASSISTANT GM/DIRECTOR, SCOUTING



JESSE BUSS

Jesse Buss begins his third season in the role of Assistant General Manager/Director of Scouting. In his role, Buss oversees all scouting-related matters for both the Lakers and South Bay Lakers, and has an essential role in the drafting of players for both franchises.

At the helm of the teams' scouting efforts, Buss orchestrates the schedules for the scouting staff, and maintains a rigorous scouting schedule himself, ensuring well-informed and thorough decisions can be made on all draft eligible prospects each year.

Prior to his promotion, Buss served as the Lakers' director of scouting from 2012-15. Originally joining the organization in 2006, Jesse spent two seasons as a basketball operations assistant, where he wrote scouting reports in addition to his local scouting duties. He went on to serve as a scout from 2008-11, working domestically and internationally, and then as scouting coordinator for the 2011-12 season, overseeing all scouting operations.

The youngest son of the late Dr. Jerry Buss, Jesse grew up in San Diego and is a Chargers, Dodgers, and Kings fan. He and his fiancé Jordanna had their first child, son Jaden, in February 2016.

DIRECTOR OF PLAYER PERSONNEL



RYAN WEST

Ryan West begins his fourth season as Director of Player Personnel after serving as Assistant Director of Scouting for three seasons prior. His position entails substantial responsibilities in regards to player acquisitions via the draft, trades, and free agency.

West is an integral part of the player evaluation process and is a key voice in all drafting and scouting decisions. The Los Angeles native maintains an extensive in-person scouting schedule in addition to his other responsibilities. West originally joined the Lakers as a scout in the summer of 2009, and prior to joining the Lakers, spent eight seasons as a scout with the Memphis Grizzlies as the franchise transformed into a playoff contender.

The son of Lakers Hall of Fame guard Jerry West, Ryan graduated from Loyola Marymount University in 2002 with a degree in sociology. He resides in Playa Vista.

DIRECTOR OF PLAYER DEVELOPMENT



JORDAN WILKES

Jordan Wilkes enters his first season as Director of Player Development, after serving as a Basketball Operations Assistant each of the past three seasons. Wilkes is primarily responsible for assisting General Manager Rob Pelinka in the day-to-day operations of the team, focusing on the personal growth of the players on the roster, while providing resources and assisting in the development of life skills off-the-court and outside of basketball.

A Playa Del Rey native and graduate of Loyola High School, Wilkes played collegiately for the University of California (2005-09), earning All-Conference academic honors as a social welfare major. Upon graduation, Wilkes worked in software sales in Silicon Valley, before returning home to Los Angeles in 2013. Wilkes got his start with the Lakers during the 2013-14 season, assisting the basketball operations staff on game days. Hired as an assistant to the basketball operations staff prior to the 2014-15 season, Wilkes spent three seasons involved in all aspects of the front office, managing player databases, scouting local college and NBA games, scheduling draft workouts and offseason activities, as well as directing Camp Lakers in the summers of 2015 and 2016.

A Laker by birth, Wilkes is the son of Laker Legend and Hall of Famer Jamaal "Silk" Wilkes. Wilkes and his fiancé Ashleigh reside in Westchester.





CASEY OWENS
ASST. COACH/
ADVANCE PRO
SCOUT



KEVIN GREVEY
SCOUT



IRVING THOMAS
SCOUT



SEAN BUSS
SCOUT



ANTONIO MACEIRAS
INTERNATIONAL SCOUT



MOSES ZAPATA
COORDINATOR,
SCOUT SUPPORT AND
STRATEGY



NICK MAZZELLA
DIRECTOR,
RESEARCH AND
DEVELOPMENT



JONAH HERSCU
ASSISTANT VIDEO
COORDINATOR



CLAY MOSER
ASST. COACH/
DIRECTOR,
BASKETBALL STRATEGY



JASON ROSENFELD
DIRECTOR,
BASKETBALL
ANALYTICS



LORENA MARTIN
SENIOR ANALYST,
BASKETBALL
ANALYTICS



JAE YOEB KIM
ANALYST,
BASKETBALL
ANALYTICS



ELAINE SHEN
CHIEF OF STAFF



KRISTEN LUKEN
MANAGER, TRAVEL
OPERATIONS



SHANE JENKINS
MANAGER, PLAYER
SERVICES



DESIREE LESASSIER
MANAGER, PLAYER
SERVICES



NATALIE WILSON
EXECUTIVE ASSISTANT
TO PRESIDENT OF
BASKETBALL OPERATIONS



SAM USHER
EXECUTIVE ASSISTANT
TO GM



CLARE SUMMERS
EXECUTIVE ASSISTANT
TO HEAD COACH



ED KELLEY
ASSISTANT TO
MANAGEMENT





HEAD COACH



LUKE WALTON

Luke Walton enters his second season as head coach, after he was hired as the 26th head coach in Lakers franchise history, and the 22nd in the Los Angeles era, on April 29, 2016.

In his first season at the helm, Walton's staff improved the team's win total by nine games from the 2015-16 season, winning 17 games at home, the most by the franchise since 2012-13. Walton's fast-paced, ball movement-focused offense resulted in an average of 104.7 points per game, the most by a Laker team since the 2008-09 season. Walton and his staff also developed rookies Brandon Ingram and Ivica Zubac throughout the season. Ingram's averages improved each month, as he earned a trip to the Rising Star's Challenge at NBA All-Star Weekend. Zubac notched four double-doubles on the season, and became the youngest Laker in franchise history to record a 25-point double-double.

Walton rejoined the Lakers family after spending two seasons as an assistant coach on Steve Kerr's staff with the Golden State Warriors. The 36-year-old joins George Mikan, Jim Pollard, Jerry West, Pat Riley, Earvin "Magic" Johnson, Kurt Rambis, and Byron Scott as the eighth

individual to both play and coach for the Lakers organization. In his two years in Golden State, the Warriors appeared in consecutive NBA Finals and won the 2015 NBA Championship. Stepping into the interim head coaching position for Kerr, who was forced to take a medical leave of absence from the team, to begin the 2015-16 campaign, Walton oversaw a 39-4 start to the season that included winning the first 24 consecutive games of the year, an NBA record. The team's 73-9 regular season record stands as the best mark in NBA history, and Walton finished ninth in Coach of the Year voting, even though he was not eligible for the award.

Prior to his time with the Warriors, Walton served as a player development coach for the then Los Angeles D-Fenders during the 2013-14 season. He began his formal experience in the coaching realm during the 2011 NBA lockout, when he served as an assistant coach at the University of Memphis.

The San Diego native enjoyed a 10-year NBA playing career (2003-13) with the Lakers and the Cleveland Cavaliers, and was an integral part of Los Angeles' NBA championship teams in 2009 and 2010. Originally selected with the 32nd overall pick in the 2003 NBA Draft, Walton averaged 4.7 points, 2.8 rebounds, and 2.3 assists in 564 regular season games (138 starts). He made the postseason seven times (all with the Lakers), logging 88 postseason appearances (12 starts), and represented Los Angeles in the Shooting Stars Competition at the 2005 All-Star Weekend.

Walton played collegiately at the University of Arizona for Hall-of-Fame coach Lute Olson, leaving the Pac-10 as one of only three players in conference history to tally 1,000 career points, 500 rebounds, and 500 assists. He was named an All Pac-10 performer twice in his four year career (1999-2003), and was a Wooden Award Finalist as a senior. His best statistical season came as a junior, where he posted averages of 15.7 points, 7.3 rebounds, and 6.3 assists, earning his selection to four All-America teams, including being one of 10 players to receive John R. Wooden Award All-American honors.

Walton's father, Bill, is a member of the Naismith Memorial Basketball Hall of Fame and was named one of the NBA's 50 Greatest Players. The father/son duo are one of two pairs in NBA history to both win multiple NBA titles (Mychal and Klay Thompson). Walton's three brothers (Nate, Adam, and Chris) all played basketball in college, and he cites his mother Susie as the person he most admires for raising four boys.

Luke and his wife Bre, who he originally met at Arizona where she was a standout volleyball player, have two children: son Lawson and daughter Landen.

LUKE WALTON'S NBA COACHING CAREER

Year	Team	REGULAR SEASON		PLAYOFFS	
		W-L	Pct.	W-L	Pct.
2016-17	LA Lakers	26-56	.317	-	-
TOTALS		26-56	.317	-	-





BRIAN SHAW

Brian Shaw returned to the Lakers organization a season ago, after winning five championships with the franchise; three as a player (2000-02) and two as an assistant coach (2009 and 2010).

Shaw brings a wealth of coaching experience to the bench after serving as head coach of the Denver Nuggets for two seasons (2013-15), associate head coach of the Indiana Pacers for two years (2011-13, helping the Pacers to the postseason both years including a run to the 2013 Eastern Conference Finals), and seven seasons as an assistant coach with the Lakers (2004-11). Before joining the Lakers bench, he served as a scout for the team for the 2003-04 campaign after concluding his playing career as a Laker following the 2002-03 season.

Credited with the development of young players at each of his coaching stops, Shaw had a long and successful playing career with the Lakers, Boston Celtics, Miami Heat, Orlando Magic, Golden State Warriors, Philadelphia 76ers, and Portland Trail Blazers, and spent the 1989-90 season playing professionally in Italy. The 24th pick of the 1988 NBA Draft (Boston) averaged 6.9 points, 4.2 assists, and 3.4 rebounds in 23.0 minutes per game over his 943-game career, 127 playoff games over 11 postseasons. He also played for the gold medal-winning Team USA in

while making 361 starts and appearing in 127 playoff games over 11 postseasons. He also played for the gold medal-winning Team USA in the 1986 FIBA World Championship.

Shaw played collegiately at Saint Mary's College of California for two seasons before transferring to UC Santa Barbara, where he was the Big West Conference Player of the Year in 1988. His No. 22 jersey is retired by the Gauchos.

In 2000, his hometown of Oakland declared Aug. 10 as "Brian Shaw Day."

He is married to his wife Nikki and they have three children: Brianna, B.J., and Bianca.

ASSISTANT COACH



JESSE MERMUYS

Jesse Mermuys begins his second season as an assistant coach with the Lakers. Upon joining the Lakers staff, Mermuys served as head coach of the Lakers 2016 entry in the Las Vegas Summer League.

During the 2015-16 season, Mermuys served as head coach of the Toronto Raptors' NBA G League affiliate, Raptors 905. Under Mermuys' watch as the first coach in the history of the franchise, Norman Powell developed and played a crucial role in Toronto's 2016 postseason run, Greg Smith earned a call-up and was signed for the remainder of the season by the Minnesota Timberwolves, and Axel Toupane was named the G League's Most Improved Player in addition to earning a multi-year contract with the Denver Nuggets.

With an extensive background in player development, Mermuys was a Raptors assistant coach on Dwane Casey's staff for the 2013-14 and 2014-15 seasons, and coached Toronto's entry in the NBA Summer League in Las Vegas in 2014 and 2015. His prior NBA experience includes spending the 2012-13 season with the Houston Rockets as assistant coach/director of player development and working for the Denver Nuggets for four seasons, serving as video

coordinator, advance scout, and ultimately assistant coach/advanced scout.

A graduate of the University of Arizona with a degree in business management, Mermuys was director of basketball operations for the Wildcats from 2006-08. He has also worked at the collegiate level as video coordinator at New Mexico State and assistant coach at Southern Utah.

Mermuys got his start in coaching as the head freshman and varsity assistant coach at Tucson's Salpointe Catholic High School from 2001-03. During the 2003-04 campaign, Mermuys was an assistant coach at Pima Community College and also served as the camp director for the Luke Walton/Richard Jefferson basketball camp. He played collegiately at Glendale Community College in Glendale, Arizona.

Jesse and his wife Michelle are parents to their four-year-old daughter, Myla, and two-year-old son, Grey.



BRIAN KEEFE

Currently in his 13th NBA season, and ninth as an assistant coach, Brian Keefe begins his second year with the Lakers organization as part of Luke Walton's staff.

Keefe made the move to L.A. after spending the previous two seasons (2013-15) as an assistant coach with the New York Knicks, preceded by seven seasons spent working with the Oklahoma City Thunder (including the organization's final season in Seattle), originally joining the franchise in the summer of 2007. He served as a player development coach for two years with the Thunder before spending his final five seasons as an assistant coach, and during his run, the team reached the post-season five times including a trip to the 2012 NBA Finals.

Prior to joining the Thunder, Keefe spent two seasons (2005-07) as assistant video coordinator for the San Antonio Spurs, earning an NBA Championship ring as part of Gregg Popovich's staff following the Spurs' title run in 2007.

Keefe's coaching career began in 2000-01 as a graduate assistant at the University of South Florida and continued as an assistant coach at Bryant University in Rhode Island (2001-05)

before joining the Spurs.

A graduate of the University of Nevada-Las Vegas with a degree in sociology, Keefe played his final two collegiate seasons for the Rebels after transferring from UC Irvine. He served as team captain at both schools, and was named to the All-Big West Second Team in 1996 while at UC Irvine.

A native of Winchester, MA, Brian and his wife Cindy are proud parents of daughters Brooke (five) and Noelle (four).

ASSISTANT COACH



MARK MADSEN

A two-time NBA Champion as a player with the Lakers (2001 and 2002), fan favorite Mark Madsen returns for his fifth season in a coaching capacity with Los Angeles, and fourth as an assistant coach, after serving the 2013-14 campaign as player development coach.

Selected by the Lakers in the first round (29th overall) of the 2000 NBA Draft, Madsen played three seasons in Los Angeles (2000-03) and was a member of back-to-back NBA championship teams his first two seasons in the league. He then signed with the Minnesota Timberwolves as a free agent prior to the 2003-04 campaign and played six seasons (2004-09) with the Wolves. In 453 games (70 starts) over nine NBA seasons, Madsen averaged 2.2 points and 2.6 rebounds in 11.8 minutes per game.

Following his playing career, Madsen served as an assistant coach during the 2009-10 season with the Utah Flash of the NBA D-League before returning to his alma mater, Stanford University, where he earned his MBA from the Stanford Graduate School of Business in 2012. That same year, he was named an assistant coach on Stanford Head Coach Johnny Dawkins' staff and

spent the 2012-13 season working in recruiting, opponent game planning, and player skill development.

Known by fans as "Mad Dog" for his signature physical and aggressive style of play, Madsen has enjoyed success at every level of basketball. Helping lead Stanford to four NCAA Tournament appearances, including the 1998 Final Four, Madsen averaged 10.9 points and 7.9 rebounds for his Cardinal career while ranking among the school's top-10 all-time performers in field goal percentage (4th, 587) and total rebounds (6th/857). A two-time All-Pac-10 selection, Madsen was tabbed a two-time All-American by the NABC (1999 Third Team, 2000 Second Team) and a Third Team All-American by the Associated Press in 2000. He was also named a member of the John R. Wooden Award team as a senior. During Madsen's playing career, Stanford compiled a 105-24 record, producing a .814 winning percentage that ranks second in school history for a consecutive four-year period. The Cardinal also notched its first 30-win season (1997-98), claimed two Pac-10 titles (1999, 2000), earned a No. 1 seed in the NCAA Tournament for the first time (2000) and advanced to the NCAA Final Four (1998).

Madsen also played in international competition, leading the United States to a gold medal at the 1999 World University Games before being named to the roster for the 2001 Goodwill Games.

A native of Danville, CA, Madsen, 40, earned his undergraduate degree in economics in 2000. He attended San Ramon Valley High School and served a two-year Mormon mission in Spain following his graduation from high school.

He and his wife Hanna were married in September, 2016 and reside in Los Angeles.





JUD BUECHLER

Jud Buechler enters his second season as a player development coach on Luke Walton's staff.

Buechler most recently served as head coach of the 2017 Lakers Summer League team that won the Las Vegas Summer League championship. After practicing together just a handful of times, the Buechler-led Lakers team closed out the tournament with five-straight victories, including the championship game.

Prior to joining Walton's staff, Buechler enjoyed a 12-year playing career highlighted by winning three consecutive championships with the Chicago Bulls from 1996-98, and was a member of the 1995-96 Bulls team that went 72-10 in the regular season. Buechler also suited up for the New Jersey Nets, San Antonio Spurs, Golden State Warriors, Detroit Pistons, Phoenix Suns, and Orlando Magic between the 1990-91 and 2001-02 seasons, appearing in 720 regular season (29 starts). In 1998-99, he finished 10th in the league in three-point field goal percentage, playing all 50 games of the lockout-shortened season. In total, he made the postseason seven times with three different teams, appearing in 71 playoff games.

The University of Arizona alum played four seasons under Hall of Fame coach Lute Olson from 1986-90, averaging 14.0 points, 8.3 rebounds, and 4.0 assists as a senior, and was a First-Team All-Pac 10 selection before being drafted 38th overall in the 1990 NBA Draft by the Seattle SuperSonics. In addition to his basketball accolades, the 48-year-old was also an All-America volleyball player in college.

The Poway, CA native led Poway High School to three consecutive California Interscholastic Federation championships and was named CIF Player of the Year once, and in 2012 became the first athlete inducted into the Poway High School Hall of Fame.

He is the proud father of Reily, 21, a senior volleyball player at UCLA, and Brynn, 19, a sophomore at Arizona.

ASSISTANT COACH



MILES SIMON

Miles Simon enters his first season on Luke Walton's staff, most recently coaching alongside Brian Keefe and Mark Madsen on the Jud Buechler-led Lakers Summer League bench.

Simon joins the staff after serving as head coach of the 2017 USA Junior National Select Team for the Nike Hoops Summit, and leading the USA to a victory over the World Select Team. Simon won gold medals as an assistant for the 2016 USA Men's U17 World Championship Team, as well as the 2015 USA Men's U16 National Team.

In addition to his work with USA Basketball, Simon has spent each of the last nine NBA off-seasons working in a player development role with some of the league's top talent and has served as the Director of the Nike Basketball Academy each of the last two summers. Simon has also worked in broadcasting, serving as a college basketball analyst for ESPN.

The Arizona alumnus was the 1997 NCAA Tournament MOP after leading the Wildcats to a National Championship as a junior. Upon graduation, Simon played one season for the Orlando Magic (1998-99), before spending time playing overseas and in the CBA. At the conclusion of his playing career, Simon spent three seasons (2005-08) as an assistant coach at Arizona on Lute Olson's staff.

Simon and his wife Kristy reside in North Tustin with their three children: Kiana (16), Sasha (seven) and Cameron (four).





SPECIAL ASSISTANT TO THE GM/BASKETBALL CONSULTANT



BILL BERTKA

Bill Bertka returns for his 37th consecutive season with the Lakers and 16th in his current capacity, having been with the organization through 10 NBA Championships and 20 NBA Finals appearances. Serving as an assistant coach under eight Lakers head coaches dating back to 1981, Bertka brings a wealth of experience to the position, including coaching Laker big men Wilt Chamberlain, Kareem Abdul-Jabbar, Vlade Divac, Shaquille O'Neal, and Andrew Bynum. His talent as a scout and experience in player personnel matters make him an excellent resource for the team's basketball operations staff.

First employed by the Lakers in 1968, Bertka served as a scout, assistant coach and director of player personnel until 1974 when he left the club to become general manager of the NBA expansion New Orleans Jazz. Bertka also had an initial ownership stake in the franchise through his company, Invest West Sports.

Bertka rejoined the Lakers in 1981 as an assistant coach and for the next 20 years was a key member on the staffs of Pat Riley, Mike Dunleavy, Randy Pfund, Earvin "Magic" Johnson, Del Harris, Kurt Rambis, and Phil Jackson. Earning a victory over the L.A. Clippers as head coach

on February 25th, 1999 after Del Harris was relieved of his head coaching duties, Bertka became the oldest person to ever coach an NBA game at the age of 71. It was the second time in his career with the Lakers that Bertka was the interim head coach, previously having led the team to a 1-1 record prior to Earvin Johnson's 16-game tenure in 1994. Additionally, Bertka and Phil Jackson are the only people to serve as the team's head coach on two different occasions.

The Santa Barbara native is also well known for founding *Bertka Views*, one of the most successful college scouting services in the country, which he and his wife, Solveig, operated from 1961-1995. Throughout that time period, many of the nation's premier college basketball programs utilized *Bertka Views* as their sole scouting service. Adding another feather to his cap during the summer of 1992, Bertka served as a scout for the United States' Olympic basketball team at the European Qualifying Tournament in Zaragoza, Spain. Additionally, Bertka hosted *Sports With Bertka*, his own radio show in Santa Barbara that won three Golden Mike Awards in the 1970's. In 1989, Bertka enjoyed the dual distinction of being inducted into each of his hometowns' respective Hall of Fames; In May of that year he was inducted into the Santa Barbara Sports Hall of Fame and just five months later in October, he was inducted into the Summit County (Ohio) Sports Hall of Fame, where he grew up as a child. In January of 2004, Bertka was inducted into the Kent State University Sports Hall of Fame and most recently, was an inaugural inductee into the Santa Barbara Basketball Court of Champions in June, 2014.

Bill and Solveig have two married daughters, Britt, who is married to veteran NBA assistant coach Jim Eyen, and Kris, married to Yankees scout Bill Pintard, and make their home on a 50-acre avocado ranch in Santa Barbara. They have four grandchildren and one great-grandchild.

VIDEO COORDINATOR



WILL SCOTT

Will Scott enters his second season working in a full-time capacity with the Lakers coaching staff after assisting the team in the video room since the 2011-12 season, while simultaneously working for the South Bay Lakers.

The Los Angeles native was promoted to assistant coach/video coordinator with the South Bay Lakers in 2015-16, where his responsibilities grew to include scouting upcoming opponents and assisting in on-court player development, as the team reached the G League Finals. During the summers of 2014 and 2015, Scott served as video coordinator of the WNBA's Los Angeles Sparks, where he developed video scouting reports on opponents and was intimately involved in game-planning and daily coaching operations.

A graduate of Indiana University with a B.S. in sports marketing and management, Scott was a student manager for the Indiana men's basketball team from 2009-11 under Head Coach Tom Crean, supporting practice drills, helping with player development, and assisting the coaching staff with statistical data, personnel reports, and video edits.



**MARCO NUNEZ**

After originally joining the Lakers as assistant athletic trainer during the 2008-09 season, Marco Nuñez was elevated to head athletic trainer prior to the 2016-17 campaign. Charged with year-round oversight of the care, prevention, and treatment of injuries to the players on the roster, Nuñez works hand-in-hand with the training staff, coaching staff, and front office to ensure the highest level of performance on the court. The Los Angeles native is also chiefly responsible for player rehabilitation programs and emergency on-court procedures.

Prior to joining the Lakers, Nuñez spent two seasons as athletic trainer for the Lakers' NBA G League affiliate, the South Bay Lakers, beginning with their inaugural season in 2006-07. While working in the G League, Nuñez served simultaneously as athletic trainer for the WNBA's Los Angeles Sparks, and was solely affiliated with the Sparks for the 2005-06 season. An assistant trainer for the Los Angeles Avengers of the Arena Football League from 1999-2003, he also spent one season as athletic trainer for the Carolina Cobras of the AFL in 2004 prior to joining the Sparks.

In the summer and fall of that same year, Nuñez worked as a trainer for the movie "The Longest Yard," attending to the actors, stuntmen, and athletes on set. In addition to winning NBA championships in his first two seasons with the purple-and-gold (2009 and 2010), Nunez also served as the Assistant Athletic Trainer for the 2011 NBA All-Star Game in Los Angeles. While he always had an interest in medicine growing up, it wasn't until his freshman year at Cal Poly Pomona where he heard Head Athletic Trainer Ky Kugler deliver a keynote speech that he decided to pursue a career in athletic training.

A graduate of Cal Poly Pomona with a B.S. in Kinesiology and emphasis in Sports Medicine who went on to receive his M.S. in Biomechanics from A.T. Still University in 2013, Nuñez was born in San Diego, but graduated from Bishop Mora Salesian High School in Los Angeles where he lettered in baseball. When not at practice, a game or traveling with the team, the self-proclaimed "weekend warrior" enjoys baseball and basketball in his free-time along with spending time with family and friends.

Nuñez and his wife Krista reside in Anaheim Hills with their 10-year old daughter Caitlyn, seven-year-old son Liam, and three-year-old son Eli.

TRAINING STAFF



NINA HSIEH
ASSISTANT ATHLETIC TRAINER



JENNIFER SWANSON
HEAD PHYSICAL
THERAPIST



STACY ROBINSON
MASSAGE
THERAPIST

STRENGTH & CONDITIONING STAFF



GUNNAR PETERSON
DIRECTOR, STRENGTH & ENDURANCE
TRAINING/HEAD STRENGTH &
CONDITIONING COACH



JOSH WRIGHT
ASSISTANT STRENGTH
& CONDITIONING
COACH



ADI VASE
ASSISTANT STRENGTH
& CONDITIONING
COACH

NUTRITION & WELLNESS MANAGER



KRISTEN ANDREWS
MANAGER, NUTRITION
& WELLNESS

EQUIPMENT MANAGER



CARLOS MAPLES
EQUIPMENT MANAGER



TELEVISION COLOR COMMENTATOR



STU LANTZ

Entering his 31st season broadcasting Lakers games, this will be Stu Lantz's 15th season working television exclusively as color commentator. With the end of the Lakers simulcast era prior to the 2003-04 season, Stu now teams with play-by-play man Bill Macdonald and broadcasts every Lakers game televised on Spectrum SportsNet. Providing each broadcast with his expert analysis and unique insight garnered through his 40-plus years associated with the NBA as both a player and color commentator, he has received numerous awards over the years. Chosen Southern California's best radio color commentator six times by the Southern California Sports Broadcaster's Association and best television color commentator on seven occasions, Stu has also won nine local EMMY Awards for his work in the Best Live Sports Telecast category. In August of 2017, Lantz was inducted into the Southern California Sports Broadcasters Hall of Fame.

A graduate of the University of Nebraska (1968), the Cornhuskers officially retired his uniform number (22) on October 17, 1989 during halftime ceremonies of a Lakers' preseason game in Lincoln. Born in Uniontown, PA, Stu was originally a third round draft pick of the San Diego Rockets in 1968. Spending his first three seasons in San Diego, he enjoyed his finest pro campaign in 1970-71, averaging career-high figures in both scoring (20.6) and rebounding (5.0). The following season, Stu ranked sixth overall in the NBA in free throw percentage (.838). He also played for the Detroit Pistons (1972-1974) and New Orleans Jazz (1974) prior to being traded to the Lakers in December of 1974. He played less than two seasons in Los Angeles before announcing his retirement following the 1976-77 campaign due to a back injury.

Immediately following his playing career, Stu embarked on a broadcasting career, serving as a commentator for the San Diego Clippers, San Diego State University, CBS and the NBA Radio Network. In addition to his broadcast work, for 20-plus years, he also served as an instructor at Pete Newell's renowned Big Man's Camp during the offseason, helping improve the skill-set of some of the game's premier big men.

Stu and his wife, Linda, live in San Diego and are the parents of Todd, Kristin and Shane.

TELEVISION PLAY-BY-PLAY ANNOUNCER



BILL MACDONALD

Long-time Southern California area broadcaster and four-time local Emmy Award-winning announcer and host Bill Macdonald enters his seventh season behind the mic as Lakers television play-by-play announcer on Spectrum SportsNet.

The versatile Macdonald, a fixture on Fox Sports West/Prime Ticket since its inception in 1985 through the Lakers final season on the network (2012), has broadcast in a variety of capacities over the years as host, field reporter and play-by-play announcer for professional basketball, baseball and hockey, among other sports.

The host of pre- and post-game shows "Lakers Live," "Angels Live" and "Ducks Live" before joining the Lakers announcing team, Macdonald has also served as the play-by-play voice for UCLA men's basketball and football and Los Angeles Avengers football.

Having filled in as the Angels, Ducks and Los Angeles Kings play-by-play announcer over the years as well as the Lakers play-by-play announcer on both television and radio, Macdonald most notably called Kobe Bryant's historic 81-point game on January 22, 2006.

In his career, Macdonald's hosting duties have included the "UCLA Sports Magazine," the Emmy Award winning Kings pre-game show "Break the Ice," "Carl's Jr. Sports Roundtable," the Pac-10 basketball tournament from STAPLES Center, the multiple Emmy award winning nightly sports news program "Press Box" and live, phone-in talk show "It's Your Call."

Actively involved with charities such as the Special Olympics, the Ronald McDonald House, and the NBA's Read to Achieve, Macdonald's work on "Training for Life: The California Special Olympics" was awarded with yet another Emmy.

Born in Bronxville (NY) but moving to Corona del Mar (CA) at an early age, Macdonald attended the University of Southern California where he graduated in 1981 with a degree in communication.

Currently residing in Newport Coast, Macdonald is the proud father of three sons: twin boys, Kirk and Cory, and Billy Jr.





ADRIAN GARCIA-MARQUEZ

Adrian Garcia-Marquez enters his sixth season as the team's Spanish-language television play-by-play announcer. Teaming with color commentator Francisco Pinto on the award-winning broadcast, the duo earned the 'Best Live Call' honor at the 2012 and 2015 NBA Broadcasting Awards, and a 2013 LA Area Emmy Award for Best Live Sports Coverage in between.

Garcia-Marquez has almost 20 years of experience in the industry, having broadcast in Spanish and English for the Lakers, Chargers, Dodgers, Angels, USC Football, the Rose Bowl, the World Cup, Clippers, and Galaxy. A Southern California native, Garcia-Marquez's focus on the area's teams has made him one of the preeminent sports voices in the Southland.

Before joining the Lakers broadcast team, Adrian was a network anchor for Univision Sports and KMEX-TV in Los Angeles. Prior to that, he was at Fox Deportes doing Major League Baseball calling four World Series. He was also featured as a blow-by-blow announcer for 'Top Rank Live.'

The Mexican-American announcer began his career as the radio play-by-play for the Oakland A's Spanish Radio Network. ESPN International and ESPN Deportes recruited him to Bristol, CT soon after that as an announcer, host, and analyst for Major League Baseball, NFL games, NFL Primetime, and NFL Films. In 2001 he was named the voice of the Boston Red Sox en Español before moving on to Univision Network in Miami where he was a lead anchor for Contacto Deportivo and covered the World Cup Japan/South Korea 2002.

The San Diego product came to Los Angeles that same year joining rival network Telemundo KVEA-TV as a sports and news anchor, as well as the host of the Rose Parade. In 2004, Adrian was named to the first ever U.S.-based Spanish-language broadcast Olympic team for the games in Athens.

Over the years, he has also crossed over into English-language broadcasting, working for FSN Prime Ticket as a Dodgers reporter in 2007 and ESPN Radio 710 AM.

SPANISH TELEVISION COLOR COMMENTATOR



FRANCISCO PINTO

Francisco Pinto, a veteran television sports host, anchor and analyst for over 20 years, returns for his sixth season as the team's Spanish-language television color commentator. Pinto formed the Lakers inaugural Spectrum Deportes broadcast tandem alongside play-by-play announcer Adrian Garcia Marquez in 2012-13, and the pair have gone on to win the 2012 and 2015 NBA Broadcasting Award for Best Live Call and a 2013 LA Area Emmy Award for Live Sports Coverage for the contest between the Lakers and Raptors on December 8th of that year.

Prior to joining the Lakers broadcast team, Pinto spent 12 years with KMEX-TV, Univision's LA affiliate, where he was a sports anchor for seven years before switching to news and becoming a host on the station's morning newscast, Primera Edición. Pinto has covered many of the biggest sporting events in the world, including two World Cups (2002 and 2006) and several NBA Finals, Super Bowls, World Series and world title boxing matches.

Pinto, who began his broadcasting career in 1996 with a three-year stint as a sports and news anchor at KUVS-TV, Univision's affiliate for the Modesto, Stockton and Sacramento areas, has also hosted The Rose Parade in Pasadena on three occasions, interviewed dignitaries that include presidents and Nobel Prize winners and earned four Emmy nominations over the course of his career.

A native of Concepcion, Chile and former soccer player, Pinto studied Physical Education at the Universidad de Concepcion, where he played for the university's soccer team as well as the Deportes Concepcion Reserve Team. Pinto, who also played and coached squash in Chile, later came to the United States to study Sports Medicine at the Master's College in Santa Clarita, California.

He and his wife of 21 years, Rachel, reside in the South Bay with their two children, Sofia and Sebastian.





RADIO PLAY-BY-PLAY ANNOUNCER



JOHN IRELAND

Serving as the team's sideline reporter on KCAL-9 from 2002-11, John Ireland returns for his seventh season behind the mic as radio play-by-play announcer for the Lakers.

A seven-time local Emmy Award winner for sports television, Ireland currently co-hosts the Mason and Ireland Show on the Lakers flagship station 710 AM ESPNLA Radio.

A local talent who grew up in Corona del Mar and graduated from UCLA in 1985 with a degree in history, Ireland's career path took him to stations in Monroe (LA), Beaumont (TX) and San Diego (CA) before bringing him home to the Los Angeles area in 1995.

In addition to his studio and "roving reporter" work over the years, Ireland added the Los Angeles Clippers radio play-by-play announcer responsibilities to his resume in 1997, working five seasons in all for the team on a fill-in basis before joining the Lakers beat in 2002. A six-time recipient of the Southern California Sports Broadcasters (SCSB) Inv Kaze Radio Talk Show Host Award, Ireland also previously filled in on radio play-by-play duties for both UCLA and Lakers basketball games.

Ireland, who enjoys pick-up basketball and golf when away from work, is involved in numerous charity organizations that include Autism Speaks among others.

He and his wife, Leasa, reside in Manhattan Beach with their son, Jack.

RADIO COLOR COMMENTATOR



MYCHAL THOMPSON

A member of the Lakers championship teams in 1987 and 1988, Mychal Thompson enters his 15th season as the team's radio color commentator. Formerly the Minnesota Timberwolves television color analyst for two seasons, Thompson teams with play-by-play announcer John Ireland for all Lakers radio broadcasts.

Thompson, a standout at the University of Minnesota, averaged 20.8 points per game throughout his four-year collegiate career and was named All-America following both the 1976-77 and 1977-78 campaigns. The leading scorer in Golden Gopher history with 1,992 points, Thompson was the first overall selection in the 1978 NBA Draft by the Portland Trailblazers. In 12 seasons and 935 regular season games with the Trailblazers, Lakers and San Antonio Spurs, Thompson averaged 13.7 points, 7.4 rebounds and 2.3 assists.

Prior to joining the Lakers broadcast team, Thompson co-hosted a radio show in Portland, Ore. and also worked with the NBA's Vancouver Grizzlies, Seattle SuperSonics and Trailblazers as a television broadcast color analyst. Thompson also serves as Sports Ambassador for his native Bahamas.

Thompson and his wife, Julie, reside in Ladera Ranch and have three sons: Mychel, a professional basketball player with past NBA and NBA G League experience, Klay, who won NBA Championships in 2015 and 2017 as a member of the Golden State Warriors and has gold medals from the 2016 Olympic Games in Rio de Janeiro and the 2014 World Championship in Spain, and Trayce, who is currently an outfielder for the Los Angeles Dodgers.



**FERNANDO GONZALEZ**

Beginning his 22nd season as a play-by-play announcer for the Lakers, Fernando Gonzalez serves as the Spanish Voice of the team, broadcasting every game on 1330 ESPN Deportes, the Lakers Spanish language flagship.

Gonzalez is quite familiar to the Lakers Spanish-speaking audience as he also served as the news director for KWHY-TV and anchored the popular sports news program "Mundo Deportivo." Gonzalez has received several accolades for his work including the 1995 Golden Mike Award for best sports segment.

Not limited to basketball, Gonzalez has also broadcast a variety of sporting events including World Cup soccer, the Olympic Games, professional boxing, NHL hockey and Pac-12 football.

Born in Toluca, Mexico, Fernando graduated from La Universidad Autonoma del Estado de Mexico with a law degree.

He and his wife, Maria Teresa, have two children, Luis Fernando and Tatiana and have been residents of Los Angeles since coming to the United States in 1989.

SPANISH RADIO COLOR COMMENTATOR

**JOSE "PEPE" MANTILLA**

Since 1993, Jose "Pepe" Mantilla has served as color commentator for Lakers Spanish broadcasts, now serving his 24th season in that capacity with nearly 40 years of broadcasting experience overall. The original Spanish voice of the Lakers, Mantilla broadcasts every game to the team's large and growing Hispanic audience, and has not missed a single game in his over two decades with the team. The Mexico native has seen the team claim five NBA titles during his tenure, which has included hosting "El Show de Los Lakers" and "Fiesta Lakers."

One of the most active sports journalists in Los Angeles, he is also a popular panelist for radio and TV sports shows, and as a result, was honored with the National Hispanic Media Coalition Impact Award in 2014. In addition to those duties, Pepe has managed to find time to broadcast the Olympics, MLB, the NFL, WNBA, the Pan American Games, college football and basketball, and a variety of soccer leagues and events, including several FIFA World Cups, MLS, the EPL, SERIE A, and Mexico's national soccer league. He was also the Spanish voice of USC Trojans football for multiple seasons since the turn of the century (most recently between 2012-14), and provided English commentary during the 2006 and 2010 FIFA World Cups for AM 570 radio, and 2014 World Cup for 710 AM.

A graduate of UNAM in Mexico, Pepe has one daughter, Mercedes, and one son, Andres from his late wife Ivonne, and makes his home in Irvine.



LAWRENCE TANTER

Entering his 34th season as the Public Address Announcer for the Lakers, Lawrence Tanter is the longest-tenured PA announcer in franchise history and second-longest tenured in NBA history. Beginning in 1982 at the Great Western Forum and continuing to the present STAPLES Center, he has called over 1,500 games from his familiar seat at center court including three NBA All-Star games and 14 NBA Finals series. His mild demeanor coupled with his smooth delivery are unique to the NBA, ranging from the dissonant tone sensed in his voice with lines such as "Too Many Steps" to the cool declaration of "The Laker Girls."

Born in Chicago, Illinois, Tanter was a member of an Illinois state championship team while at Thornton High School. He later played at the University of Dubuque in Iowa.

A jazz historian and enthusiast, Tanter is a veteran of four decades of work at numerous radio stations throughout the Los Angeles area. He has interviewed over 500 recording artists, written liner notes for 20 albums, narrated several video games and done voice-overs for over 6,000 commercials.

SIDELINE REPORTER



MIKE TRUDELL

Entering his 10th season with the Lakers and seventh as the team's sideline reporter, Mike Trudell will maneuver around the court and locker room for Spectrum SportsNet alongside play-by-play voice Bill Macdonald and analyst Stu Lantz.

Trudell also serves as the team's beat reporter for Lakers.com, as he has since the 2008-09 season as a full-time member of the team's traveling staff. He added sideline TV duties for road games only during the 2010-11 campaign and handled all locally televised games in the inaugural Spectrum SportsNet season of 2012-13.

In 2013-14, Trudell added radio sideline duties during games for ESPN LA 710 alongside play-by-play man John Ireland and analyst Mychal Thompson. He and Thompson also co-host the "Thompson and Trudell" show on ESPN LA 710 radio.

Like the Lakers, Trudell came to Los Angeles from Minnesota, where he was the reporter for Timberwolves.com from 2006-08. He also worked for the NFL's Minnesota Vikings and Baltimore Ravens, the Cologne Centurions of NFL Europe and was a play-by-play announcer

for the University of Minnesota's women's soccer team, in addition to several high school sports teams. In 2014-15, Trudell did G League play-by-play for South Bay Lakers games as well.

Trudell is a 2004 graduate of Northwestern University's Medill School of Journalism in Evanston, Illinois, outside of Chicago, with a double major in history. He played Big Ten varsity soccer and also honed his broadcast skills at the campus TV (NNN) and radio (WNUR) stations.

Raised in Lake Minnetonka, Minnesota, Trudell currently resides in Redondo Beach with his wife, Annie, identical twin boys Jett and Talan, and French Bulldog, Lyla.





THE PLAYERS

28	Lonzo Ball
30	V.J. Beachem
32	Vander Blue
34	Andrew Bogut
38	Corey Brewer
42	Thomas Bryant
44	K. Caldwell-Pope
48	Alex Caruso
50	Jordan Clarkson
54	Luol Deng
58	Tyler Ennis
62	Josh Hart
64	Brandon Ingram
66	Kyle Kuzma
68	Brook Lopez
72	Larry Nance Jr.
76	Julius Randle
80	Briante Weber
82	Stephen Zimmerman
84	Ivica Zubac
86	Training Camp Roster

LONZO BALL

2 | GUARD





LONZO BALL

#2 . GUARD . 6-6 . 190

BORN October 27, 1997 (Anaheim, CA)	HIGH SCHOOL Chino Hills (Chino Hills, CA)	COLLEGE UCLA	EXPERIENCE Rookie
--	--	------------------------	-----------------------------

COLLEGIATE CAREER HIGHS

	CAREER		
PTS	24	vs. Arizona	1/21/17
MIN	40	vs. Washington St. (twice)	3/3/17
FG	10	vs. Arizona	1/21/17
FGA	15	vs. Arizona	1/21/17
3FG	4	vs. Cincinnati (8 times)	3/19/17
3FGA	9	vs. Texas A&M	11/27/16
FT	5	@ USC	1/25/17
FTA	10	vs. Michigan	12/10/16
OFF. REB	4	@ Washington	2/4/17
DEF. REB	11	vs. Oregon	2/9/17
REB	11	@ Arizona St. (twice)	2/23/17
AST	14	vs. Washington St.	3/4/17
STL	5	@ Washington St. (twice)	2/1/17
BLK	3	vs. Western Michigan (twice)	12/21/16

COLLEGIATE CAREER STATISTICS

Year	Team	G	GS	MIN	FG	FGA	PCT	3FG	3FGA	PCT	FT	FTA	PCT	OFF	DEF	TOT	A	PF	DQ	STL	TO	BLK	PTS	AVG
16-17	UCLA	36	36	1262	189	343	.551	80	194	.412	66	98	.673	33	183	216	274	65	1	66	89	28	524	14.6
TOTALS		36	36	1262	189	343	.551	80	194	.412	66	98	.673	33	183	216	274	65	1	66	89	28	524	14.6

HOW ACQUIRED: Selected by the Lakers with the second overall pick in the 2017 NBA Draft

COLLEGE: Consensus First-Team All-American ... NABC D-I All-America First Team and Freshman of the Year selection ... USBWA District IX Player of the Year and All-District IX honors ... Named a finalist for the John R. Wooden Award, Naismith Trophy and Bob Cousy Point Guard of the Year Award ... Pac-12 Co-Player of the Year, Freshman of the Year and Newcomer of the Year, in addition to an All-Pac-12 First Team selection ... Started all 36 games as a freshman, averaging 14.6 points, 6.0 rebounds and an NCAA-leading 7.6 assists per game ... Ranked first in the Pac-12 in assists (7.6), third in steals (1.8), fifth in field goal percentage (.551) and sixth in minutes (35.1) ... Scored in double figures in 31 of 36 games ... Recorded nine double-doubles ... Registered at least 10 assists in seven games and grabbed at least 10 rebounds in four contests ... Scored a season-high 24 points 1/21 against Arizona ... Set the UCLA single-game freshman assists record, dishing 14 assists 3/4 against Washington State ... Set UCLA's single-season assists record (274), the second-highest single-season total in Pac-12 history and a freshman record ... Became the first player in the Pac-12 to average at least 14 points, six rebounds and seven assists per game since Jason Kidd in 1992-93

PERSONAL: Son of LaVar and Tina Ball ... Has two younger brothers, LiAngelo and LaMelo ... Had a solo workout with the Lakers on June 7, 2017 before being drafted by the team ... Became the first Lakers player to be named NBA Las Vegas Summer League MVP in 2017 after averaging a league-record 9.3 assists per game ... Lists rapping as his off-the-court talent ... Passionate about giving back to his roots, he is an avid volunteer in the Chino Hills community ... Lists his greatest personal achievement as leading Chino Hills High to a 35-0 record and the 2016 CIF State Open Division Championship as a senior while playing with his younger brothers ... Was the Naismith Prep Player of the Year, Morgan Wootten Player of the Year and USA Today Boys Basketball Player of the Year in 2016 ... Named the 2016 CIF Southern Section Open Division Player of the Year and was a three-time all-section selection at Chino Hills High ... Participated in the 2016 McDonald's All-American Game ... Averaged 23.9 points, 11.3 rebounds, 11.5 assists and 5.1 steals as a senior



**V.J.
BEACHEM**
15 | FORWARD





V.J. BEACHEM

15 . FORWARD . 6-8 . 200

BORN January 15, 1995 (Fort Wayne, IN)	HIGH SCHOOL New Haven (New Haven, IN)	COLLEGE Notre Dame	EXPERIENCE Rookie
---	--	------------------------------	-----------------------------

COLLEGIATE CAREER HIGHS

	CAREER		
PTS	30	vs. Syracuse	1/21/17
MIN	38	@ NCSU (3 times)	2/18/17
FG	12	vs. Syracuse	1/21/17
FGA	22	vs. Syracuse	1/21/17
3FG	7	@ NCSU	2/18/17
3FGA	12	@ NCSU (twice)	2/18/17
FT	7	vs. Bryant	11/12/16
FTA	7	vs. Northwestern (twice)	11/22/16
OFF. REB	3	@ Boston College (3 times)	2/14/17
DEF. REB	8	vs. Milwaukee	11/17/15
REB	9	vs. Monmouth	11/26/15
AST	4	vs. Loyola (IL)	12/13/15
STL	4	vs. Loyola (MD)	11/18/16
BLK	4	vs. Wake Forest	2/7/17

COLLEGIATE CAREER STATISTICS

Year	Team	G	GS	MIN	FG	FGA	PCT	3FG	3FGA	PCT	FT	FTA	PCT	OFF	DEF	TOT	A	PF	DQ	STL	TO	BLK	PTS	AVG
13-14	Notre Dame	27	1	228	23	72	.319	11	42	.262	7	10	.700	7	12	19	7	14	0	5	7	2	64	2.4
14-15	Notre Dame	33	0	483	66	145	.455	42	101	.416	22	29	.759	10	37	47	15	28	0	8	18	8	196	5.9
15-16	Notre Dame	36	36	1126	159	334	.476	88	198	.444	27	47	.574	27	112	139	28	60	0	29	31	30	433	12.0
16-17	Notre Dame	36	36	1230	187	443	.422	87	241	.361	61	73	.836	23	123	146	31	46	0	33	40	38	522	14.5
TOTALS		132	73	3067	435	994	.438	228	582	.392	117	159	.736	67	284	351	81	148	0	75	96	78	1215	9.2

HOW ACQUIRED: Signed by the Los Angeles Lakers as a free agent on August 11, 2017

COLLEGE: Appeared in 132 games (73 starts) over four seasons at Notre Dame, averaging 9.2 points, 2.7 rebounds and 0.6 assists per game in 23.2 minutes ... Concluded his career ranked sixth in Notre Dame history for games played (132), 14th in blocks (78) and 16th in three-point field goal percentage (.392) ... Recorded 60 games with double figure points, including 11 contests with 20+ points ... Senior (2016-17): All-ACC Honorable Mention ... In 36 games (all starts), averaged 14.5 points and 4.1 rebounds per game ... Had 10 games with 20 or more points, including a career-high 30 points, seven rebounds and two blocks 1/21 vs. Syracuse ... Ranked fifth in the ACC in three-pointers (87) ... Junior (2015-16): In 36 games, averaged 12.0 points and 3.9 rebounds in 31.3 minutes ... Ranked fifth in the ACC in three-pointers (88) ... Registered 23 games with double-figure points, including a season-best 22 points 1/28 @ Syracuse ... Selected to the All-East Regional Team in the 2016 NCAA Tournament ... Averaged 17.5 points and shot .429 from three-point range in four NCAA Tournament contests ... Sophomore (2014-15): In 33 games, posted averages of 5.9 points and 1.4 rebounds in 14.6 minutes ... Registered nine double-digit scoring outputs ... Freshman (2013-14): In 27 games, averaged 2.4 points in 8.4 minutes ... Totaled two double-digit scoring games ... In first collegiate start, notched four points and three rebounds in 15 minutes 2/11 vs. Clemson

PERSONAL: Son of Victor and Berdonna Beachem ... Full name is Victor Eric Beachem ... Was a first-team all-state selection by Indiana Boys Coaches Association during his time at New Haven High ... 2013 *Fort Wayne Sentinel* Player of the Year ... Named to the Indiana Senior All-Star Team as a junior and senior



VANDER BLUE

17 | GUARD





VANDER BLUE

17 . GUARD . 6-5 . 200

BORN July 7, 1992 (Milwaukee, WI)	HIGH SCHOOL Memorial (Madison, WI)	COLLEGE Marquette	EXPERIENCE 2 YEARS PRO
--	---	-----------------------------	----------------------------------

CAREER / PLAYOFF HIGHS

	CAREER	PLAYOFFS
PTS	15 vs. Sacramento 4/15/15	- - -
MIN	48 vs. Sacramento 4/15/15	- - -
FG	6 vs. Sacramento 4/15/15	- - -
FGA	23 vs. Sacramento 4/15/15	- - -
3FG	1 vs. Sacramento (twice) 4/15/15	- - -
3FGA	8 vs. Sacramento 4/15/15	- - -
FT	2 vs. Sacramento 4/15/15	- - -
FTA	3 vs. Sacramento 4/15/15	- - -
OFF. REB	2 vs. Sacramento 4/15/15	- - -
DEF. REB	5 vs. Sacramento 4/15/15	- - -
REB	7 vs. Sacramento 4/15/15	- - -
AST	8 vs. Sacramento 4/15/15	- - -
STL	2 @ Sacramento 4/13/15	- - -
BLK	- - -	- - -

CAREER REGULAR SEASON STATISTICS

Year	Team	G	GS	MIN	FG	FGA	PCT	3FG	3FGA	PCT	FT	FTA	PCT	OFF	DEF	TOT	A	PF	DQ	STL	TO	BLK	PTS	AVG
13-14	BOS	3	0	15	2	4	.500	0	1	.000	1	5	.200	0	3	3	1	1	0	0	2	0	5	1.7
14-15	LAL	2	1	74	9	30	.300	2	10	.200	2	5	.400	2	7	9	8	4	0	3	6	0	22	11.0
TOTALS		5	1	89	11	34	.324	2	11	.182	3	10	.300	2	10	12	9	5	0	3	8	0	27	5.4

HOW ACQUIRED: Signed with the Los Angeles Lakers as a free agent on August 4, 2017

2016-17: NBA G League: NBA G League Most Valuable Player ... All-NBA G League First Team selection ... Selected to the 2017 NBA G League Western Conference All-Star Team ... In 47 games (46 starts) with the South Bay Lakers, averaged 24.8 points, 5.1 rebounds and 3.0 assists in 34.9 minutes ... Finished the season ranked first in the league in free throws made (7.7), third in points (24.8) and seventh in field goals made (7.6) per game ... Registered 46 double-digit scoring outings, including 35 games of 20+ points, 10 games of 30+ points and two 40+ scoring outings ... Broke the G League record for single-game free throws made (23) and attempted (27) 3/29 @ Reno ... Also registered a season-best 41 points with seven rebounds and two assists

CAREER: Has appeared in five career NBA games (one start) with the Boston Celtics and Los Angeles Lakers ... Holds career averages of 5.4 points, 2.4 rebounds and 1.8 assists in 17.8 minutes ... Signed by the Philadelphia 76ers as an undrafted free agent on Sept. 24, 2013 ... Waived by the 76ers on Oct. 25, 2013 ... Signed by the Boston Celtics to a 10-day contract on Jan. 22, 2014 ... Signed by the Washington Wizards as a free agent on Sept. 26, 2014 ... Waived by the Wizards on Oct. 3, 2014 ... Signed a 10-day contract with the Los Angeles Lakers on April 13, 2015 ... Signed with the Lakers as a free agent on Aug. 4, 2017 ... **(NBA G League):** 2017 NBA G League Most Valuable Player ... Two-time All-NBA G League First Team selection (2017, 2016) ... Three-time NBA G League All-Star (2017, 2016, 2015) ... In 171 games (155 starts), averaged 23.5 points, 5.1 rebounds, 3.8 assists and 1.7 steals in 35.6 minutes ... Ranks third on the NBA G League's all-time list for points (4,058), fourth in field goals made (1,345) and fourth in free throws made (1,081)

2014-15: (Los Angeles Lakers): Appeared in two games (one start), averaging 11.0 points, 4.5 rebounds, 4.0 assists and 1.5 steals ... Notched NBA career highs in points (15), rebounds (7) and assists (8) 4/15 vs. SAC

2013-14: (Boston Celtics): Appeared in three games, averaging 1.7 points and 1.0 rebound per game

COLLEGE: Appeared in 106 games (80 starts), averaging 9.3 points, 3.5 rebounds, 2.0 and 1.0 steal in 25.7 minutes ... Registered 47 double-digit scoring games, including eight contests with 20+ points and one with 30+ points ... Junior (2012-13): All-Big East Second Team selection ... NABC Division I District V Second Team pick ... Started all 34 games, averaging 14.8 points, 3.2 rebounds, 1.8 assists and 1.0 steal per game ... Finished the season ranked fifth in the Big East in field goal percentage (.454), 10th in points (502) and 10th in field goals (183) ... Scored in double figures in 26 of 34 games ... Had six games with 20+ points, including a career-high 30 points on 1/28 versus South Florida ... Sophomore (2011-12): Appeared in 35 games (34 starts), averaging 8.4 points, 4.5 rebounds, 2.6 assists and 1.1 steals per game ... Scored in double figures in 14 contests ... Freshman (2010-11): Appeared in 37 games (12 starts), averaging 5.0 points, 2.8 rebounds and 1.6 assists per outing ... Named Big East Rookie of the Week once

PERSONAL: Son of Rita Blue ... Appeared in seven games for Maccabi Rishon LeZion (Israel) in 2013-14 ... Member of the USA Basketball U18 National Team, winning a gold medal at the 2010 FIBA Americas U18 Championship ... Two-time selection to the WBCA Division I All-State Team during his high school career ... Averaged 16.9 points, 7.4 rebounds and 3.1 assists as a senior at Madison Memorial High in 2009-10 ... Led the Spartans to the state title game in each of his final three seasons



ANDREW BOGUT

66 | CENTER





ANDREW BOGUT

#66 . CENTER . 7-0 . 260

BORN	HIGH SCHOOL	COLLEGE	EXPERIENCE
November 28, 1984 (Melbourne, Australia)	Australian Institute of Sport (Melbourne, Australia)	Utah	12 Year Pro

CAREER / PLAYOFF HIGHS

	CAREER		PLAYOFFS	
PTS	32 @ Dallas	1/26/10	15 vs. Oklahoma City	5/26/16
MIN	50 @ New Orleans	2/8/07	39 vs. Denver (3 times)	5/2/13
FG	14 @ Indiana (twice)	12/21/09	7 vs. Oklahoma City (3 times)	5/26/16
FGA	23 vs. Chicago	1/8/10	13 @ Detroit	4/23/06
3FG	1 vs. New Orleans (3 times)	3/14/16	- - -	-
3FGA	1 @ LA Lakers (25 times)	11/8/16	1 @ Cleveland (3 times)	6/8/16
FT	9 vs. Chicago	4/14/08	3 @ Portland	5/9/16
FTA	16 vs. Orlando	12/4/10	6 @ Portland (3 times)	5/9/16
OFF. REB	10 vs. Detroit	2/9/10	7 vs. Denver	5/2/13
DEF. REB	20 vs. Miami	1/7/11	14 vs. Denver	5/2/13
REB	27 vs. Miami	1/7/11	21 vs. Denver	5/2/13
AST	8 vs. Toronto	3/12/07	6 vs. Detroit	5/1/06
STL	4 vs. Houston (twice)	3/8/13	3 @ Memphis	5/11/15
BLK	9 @ New Orleans	4/7/15	5 vs. Cleveland (twice)	6/5/16

CAREER REGULAR SEASON STATISTICS

Year	Team	G	GS	MIN	FG	FGA	PCT	3FG	3FGA	PCT	FT	FTA	PCT	OFF	DEF	TOT	A	PF	DQ	STL	TO	BLK	PTS	AVG
05-06	MIL	82	77	2348	323	606	.533	0	3	.000	122	194	.629	189	384	573	192	259	3	49	125	68	768	9.4
06-07	MIL	66	66	2258	348	629	.553	1	5	.200	112	194	.577	168	416	584	198	216	6	49	150	35	809	12.3
07-08	MIL	78	78	2720	465	910	.511	0	7	.000	189	322	.587	245	518	763	199	254	5	64	172	135	1119	14.3
08-09	MIL	36	33	1124	183	317	.577	0	0	---	56	98	.571	117	252	369	72	130	2	23	86	37	422	11.7
09-10	MIL	69	69	2229	473	910	.520	0	2	.000	149	237	.629	208	493	701	127	222	5	39	131	175	1095	15.9
10-11	MIL	65	65	2297	367	742	.495	0	4	.000	96	217	.442	199	521	720	131	217	4	47	125	168	830	12.8
11-12	MIL	12	12	364	61	136	.449	0	1	.000	14	23	.609	22	78	100	31	36	2	12	24	24	136	11.3
12-13	GSW	32	32	796	83	184	.451	1	1	1.000	19	38	.500	68	177	245	67	85	0	20	35	55	186	5.8
13-14	GSW	67	67	1769	235	375	.627	0	0	---	22	64	.344	182	489	671	112	210	3	47	97	121	492	7.3
14-15	GSW	67	65	1583	200	355	.563	0	0	---	22	42	.524	141	402	543	180	188	2	39	106	113	422	6.3
15-16	GSW	70	66	1451	175	279	.627	1	1	1.000	24	50	.480	121	371	492	162	221	4	33	83	114	375	5.4
16-17	DAL/CLE	27	21	583	38	81	.469	0	1	.000	3	11	.273	56	162	218	49	86	2	13	43	25	79	2.9
TOTALS		671	651	19512	2951	5524	.534	3	25	.120	828	1490	.556	1716	4263	5979	1520	2124	38	435	1177	1070	6733	10.0

CAREER POSTSEASON STATISTICS

Year	Team	G	GS	MIN	FG	FGA	PCT	3FG	3FGA	PCT	FT	FTA	PCT	OFF	DEF	TOT	A	PF	DQ	STL	TO	BLK	PTS	AVG
05-06	MIL	5	5	172	20	46	.435	0	0	---	3	8	.375	9	22	31	17	21	1	3	8	0	43	8.6
12-13	GSW	12	12	327	39	67	.582	0	0	---	8	23	.348	39	92	131	22	39	0	6	22	18	86	7.2
14-15	GSW	19	18	440	42	75	.560	0	1	.000	5	13	.385	41	112	153	36	69	3	11	26	34	89	4.7
15-16	GSW	22	22	365	48	77	.623	0	2	.000	5	14	.357	47	78	125	30	72	2	14	19	35	101	4.6
TOTALS		58	57	1304	149	265	.562	0	3	.000	21	58	.362	136	304	440	105	201	6	34	75	87	319	5.5

HOW ACQUIRED: Signed by the Lakers as a free agent on September 19, 2017

2016-17: (Dallas Mavericks/Cleveland Cavaliers): Played in 27 games (21 starts), averaging 2.9 points, 8.1 rebounds and 1.8 assists in 21.6 minutes ... Recorded 10 games with double-digit rebounds, including a season-best 16 boards 11/6 vs. MIL ... In 26 games (21 starts) with Dallas, averaged 3.0 points, 8.4 rebounds, 1.9 assists and 1.0 block in 22.4 minutes ... Led the Mavericks in rebounding on 15 occasions and in blocks 14 times ... Suffered left tibia fractured after one minute of action in his first appearance with Cleveland 3/6 vs. MIA ... Missed 29 games due to injury: one with a sore right calf (11/21), 11 with a right knee injury (12/7-12/26), 14 with a right hamstring strain (1/12-1/22, 1/30-2/13) and three with a fractured left tibia (3/9-3/12) ... Missed three games due to rest (11/9, 12/1, 12/30) ... Inactive for personal reasons once (11/4)

CAREER: Has appeared in 671 games (651 starts) with Milwaukee, Golden State, Dallas and Cleveland ... Holds career averages of 10.0 points, 8.9 rebounds, 2.3 assists and 1.6 blocks in 29.1 minutes ... Has recorded 327 double-digit scoring outputs, including 60 games with 20+ points ... Tallied 270 contests with 10+ rebounds, including nine 20+ rebounding games and 174 double-doubles ... Has recorded four 20-point/20-rebound games in his career ... Earned All-NBA Third Team honors in 2010 ... Second Team All-Defense in 2015 ... First Team All-Rookie in 2006 and appeared in the Rookie Challenge ... Selected by the Milwaukee Bucks with the first overall pick in the 2005 NBA Draft ... Acquired by the Golden State Warriors along with Stephen Jackson in exchange for Monta Ellis and Ekpe Udoh on March 13, 2012 ... Signed a contract extension with Golden State on Oct. 25, 2013 ... Acquired by the Dallas Mavericks along with a 2019 second round pick from the Warriors in exchange for a 2019 conditional second round pick on July 7, 2016 ... Acquired by the Philadelphia 76ers along with Justin Anderson from the Mavericks in exchange for Nerlens Noel on Feb. 23, 2017 ... Waived by the 76ers on Feb. 27, 2017 ... Signed with the Cleveland Cavaliers as a free agent on March 2, 2017 ... Waived by the Cavaliers on March 13, 2017 ... Signed by the Los Angeles Lakers as a free agent on Sept. 19, 2017 ... Has appeared in 58 postseason games (57 starts) with Milwaukee and Golden State, averaging 5.5 points, 7.6 rebounds, 1.8 assists and 1.5 blocks in 22.5 minutes per game





ANDREW BOGUT

2015-16: (Golden State Warriors): Appeared in 70 games (66 starts), his most appearances in a single season since 2007-08 (78) ... Averaged 5.4 points, 7.0 rebounds and 2.3 assists in 20.7 minutes ... shot 62.7% (175-279 FGs) from the floor, which matched his highest single-season FG% (.627, 235-of-375, in 2013-14) ... Was one of two centers in the league to post a Defensive Rating under 100.0 and average at least 1.5 blocks per game (Al Horford) ... Recorded five double-doubles ... 11 games with 10+ points ... Had 17 games with 10+ rebounds, including three with 15+ boards ... Made 600th career start 1/30 @ PHI (1/30/16) ... Dished out a season-high 7 assists 2/3 @ WAS ... Recorded his 1,000th career block on his first swat of the game ... Tallied a season-high 19 points (8-9 FGs, 3-4 FTs), his highest scoring output ever as a Warrior, to go with 7 rebounds, 2 assists, 2 steals and 1 block in 31 minutes 3/1 vs. ATL ... Missed 11 games due to injury: six games with a concussion (10/30-11/7), one with lower back spasms (12/5), one with a strained right achilles (2/20), two with a left toe/foot injury (3/19-3/21) and one game with a rib injury (4/3) ... Missed one game due to rest (4/9)

2014-15: (Golden State Warriors): Averaged 6.3 points, 8.1 rebounds, 2.7 assists, 1.7 blocks and 23.6 minutes in 67 games (65 starts) ... Shot 56.3% (200-355 FGs) from the field ... Earned Second Team All-Defensive Honors ... Recorded six double-doubles ... Notched 12 games with 10+ points ... Had 20 games with 10+ rebounds ... Posted a 50-7 (.877) record as a starter for the Warriors along with Harrison Barnes, Stephen Curry, Draymond Green and Klay Thompson, comprising the second-best starting 5 in NBA history (min. 40 games) since the NBA began tracking starters in 1970-71, trailing only the 1995-96 Chicago Bulls ... In 500th career start, blocked four shots in 18 minutes 10/29 @ SAC ... Grabbed a season-high 18 rebounds to go with 8 points and 4 blocks in 37 minutes 11/8 @ HOU ... Handed out a season-high 7 assists (all in 1st half) 11/26 @ ORL ... Collected his 5,000th career rebound 2/4 vs. DAL ... Notched a season-high 16 points (8-10 FGs) to go with 8 rebounds and 3 blocks in 25 minutes 3/2 @ BKN ... Blocked a career-high nine shots 4/7 @ NO, including seven in first half, becoming the first Warrior to block 9 shots in a game since Adonal Foyun on 2/21/03 ... Missed 15 games due to injury/illness: 12 games with right knee chondromalacia/bone edema and one game with the flu ... Spent 2 games on the inactive list for rest

2013-14: (Golden State Warriors): Averaged 7.3 points, 10.0 rebounds, 1.7 assists, 1.8 blocks and 26.4 minutes in 67 games (all starts) ... Shot a career-high 62.7% (235-375 FGs) from the field, becoming the first player in Warriors history to shoot at least 60% from the field while averaging 10 rebounds per game ... Among NBA leaders, ranked sixth in blocks per game and T-10th in rebounding ... Had 13 double-doubles ... Recorded 19 games with 10+ points ... Tallied 36 games with 10+ rebounds ... Hit at least 50 percent of his shots in a career-best 26 consecutive games from 11/20/13-1/8/14, the longest such streak in 2013-14 ... Recorded a game-clinching block as time expired in a two-point win 12/1 @ SAC ... Grabbed double-digit rebounds in a career-high 10 straight games from 12/7-12/25/13 ... Notched 12 points (6-12 FGs), season-high 20 rebounds (9 OR) and 2 blocks in 28 minutes 12/21 vs. LAL, his 9th career 20-rebound game ... Posted a 10-point/15-rebound/5-block game 1/18 @ NO ... Blocked a season-high 7 shots 1/24 vs. MIN ... Totalled 14 points (7-11 FGs), 17 rebounds (7 OR) and three blocks in 28 minutes 1/30 vs. LAC ... Recorded 16 points (8-11 FGs), 17 rebounds, five assists and three blocks in 36 minutes 1/31 @ UTA, the first Warrior to post those numbers in a game since Chris Webber in 1994 ... Grabbed at least 14 rebounds in 4 straight games (1/28-2/4/14) for the first time in his career ... Missed 14 games due to injury: seven with left shoulder inflammation (2/6-2/22), one game with left ankle inflammation (3/18), four games with a pelvis/groin contusion (3/30-4/4) and two games with a rib fracture (4/14-4/16) ... Missed 1 game due to a suspension (11/26)

2012-13: (Golden State Warriors): Averaged 5.8 points, 7.7 rebounds, 2.1 assists, 1.7 blocks and 24.6 minutes in 32 games (all starts) ... Was one of five players in the NBA to average at least 2.0 assists and 1.5 blocks (Josh Smith, Joakim Noah, Marc Gasol, Tim Duncan) ... Was just the sixth Warrior ever to post those numbers ... Posted one double-double ... Had eight games with 10+ points ... Tallied seven games with 10+ rebounds ... Made his Warriors debut on opening night 10/31 @ PHO, totaling eight points and six rebounds in 18 minutes ... Collected 11 rebounds and a season-high 4 steals 3/8 vs. HOU, becoming the first Warriors center to record 10+ rebounds and 4+ steals in a game since Victor Alexander on 11/2/91 vs. SAC ... Grabbed a season-high 14 rebounds 4/9 vs. MIN ... Missed 50 games due to injury: 42 times due to left ankle rehab (11/3/12, 11/9/12-12/6/13, 1/29/13, 2/6/13, 2/9/13), six with back spasms (2/22-3/2/13) and two with a left ankle bone bruise (4/12-4/15)

2011-12: (Milwaukee Bucks): Appeared in 12 games (all starts) with the Bucks, averaging 11.3 points, 8.3 rebounds, 2.6 assists and 2.0 blocks in 30.3 minutes ... Tallied three double-doubles ... Scored in double figures in nine of his 12 games, including one contest with 20+ points ... Had four games with 10+ rebounds ... Blocked 3+ shots in six of his 12 appearances ... Recorded a season-high 20 points (10-18 FGs) to go with 11 rebounds, four assists and three blocks in 41 minutes 1/16 @ PHI ... Missed 53 games due to injury: one with concussion-like symptoms (1/13) and 52 games with a fractured left ankle (1/27-4/26) ... Missed four games due to personal reasons (1/3-1/8)

2010-11: (Milwaukee Bucks): Averaged 12.8 points, career-high 11.1 rebounds, 2.0 assists, league-high 2.6 blocks and 35.3 minutes in 65 games (all starts) ... Notched 24 double-doubles ... Recorded 43 games with 10+ points, including nine contests with 20+ points and one game with 30+ points ... Tallied 36 double-digit rebounding games, including three with 20+ rebounds ... Recorded a season-high seven blocks on three occasions, which tied for the most games with 7+ blocks on the year (Serge Ibaka) ... Recorded a season-high 31 points (13-20 FGs, 5-16 FTs) to go with 18 rebounds, 2 steals and 2 blocks in 39 minutes 12/4 vs. ORL ... Grabbed a career-high 27 rebounds, including 20 defensive rebounds, 1/7 vs. MIA. That match tied Kareem Abdul-Jabbar's franchise record for defensive boards in a single game

2009-10: (Milwaukee Bucks): Appeared in 69 games (all starts), averaging a career-high 15.9 points, 10.2 rebounds and 2.5 blocks ... All-NBA Third Team selection ... Became the first Australian player to receive All-NBA honors ... Ranked second in the NBA in blocks per game (2.5) ... Led Milwaukee in points and rebounds per game ... Recognized with Eastern Conference Player of the Week honors on 3/15 ... One of two players to average at least 15.0 points, 10.0 rebounds and 2.0 blocks (Dwight Howard) ... His 175 blocks were the most by a Bucks player since Alton Lister (177) in 1982-83 ... Notched 37 double-doubles ... Recorded 56 games with double-digit points, including 19 contests with 20+ points and two games with 30+ points ... Had 40 games with 10+ boards, including nine with 15+ rebounds ... Notched a career-high 32 points (13-14 FGs, 6-8 FTs) and nine rebounds in 37 minutes 1/26 @ DAL ... Tallied 24 points (12-15 FGs), a season-high 20 rebounds and 5 blocks in 36 minutes 2/22 @ NY ... Missed 13 games due to injury: six games with a lower left leg strain/contusion, one with a mid-back strain and six with a dislocated right elbow, sprained right wrist and broken right hand





2008-09: (Milwaukee Bucks): Appeared in 36 games (33 starts), averaging 11.7 points, 10.3 rebounds, 2.0 assists and 1.0 block in 31.2 minutes ... Shot 57.7% (183-317 FGs) from the field ... Had a team-high 16 double-doubles ... Notched 26 10+ points games, including four contests with 20+ points ... Notched 18 games with 10+ rebounds, pulling down at least 20 rebounds twice ... Notched a season-best 20 points (8-14 FGs, 4-6 FTs) to go with 9 rebounds in 42 minutes 11/15 vs. BOS ... Had 16 points, season-high 20 rebounds and 3 assists in 40 minutes 11/19 @ UTA ... Tied season highs with 20 points (6-11 FGs, 8-9 FTs) and 20 rebounds 12/13 vs. IND ... Registered a season-high-tying 20 points (10-12 FGs) to go with 11 rebounds in 40 minutes 12/15 @ MIA ... Had a season-high-tying 20 points (9-13 FGs, 2-2 FTs) to go with 14 rebounds, four assists and three blocks in 45 minutes 12/30 @ SA ... Missed 46 games due to injury: 43 with an injured lower back and three games with a bone bruise in his left knee

2007-08: (Milwaukee Bucks): In 78 games (all starts), averaged 14.3 points, 9.8 rebounds, 2.6 assists, 1.7 blocks and 34.9 minutes ... Shot 51.1% (465-910 FGs) from the field ... Among NBA leaders, ranking ninth in blocks (1.7) and T-11th in rebounding (9.8) ... Had a team-high 38 double-doubles, including 14 20-point/10-rebound games ... Scored in double figures 63 times, including 19 games with 20+ points ... Had 40 games with 10+ rebounds, including 12 games with 15+ boards ... Notched a season-high 29 points to go with 11 rebounds and three assists in 37 minutes 1/12 @ PHO ... Totaled 12 points, a season-high 20 rebounds and two assists in 44 minutes 2/23 vs. DEN ... Had 21 points, 13 rebounds, a season-high seven assists, two steals and four blocks in 41 minutes 3/5 vs. SEA ... Missed four games due to injury/illness: one with the flu, two with a thigh bruise and one with a broken nose

2006-07: (Milwaukee Bucks): In 66 games (all starts), averaged 12.3 points, 8.8 rebounds and 3.0 assists in 34.2 minutes ... Ranked eighth in the NBA in field goal percentage (.553) ... Led the Bucks in rebounds per game (8.8) ... Had a team-high 19 double-doubles ... Participated in the Rookie/Sophomore Challenge as part of NBA All-Star Weekend ... Notched 42 games with 10+ points, including six games with 20+ points ... Pulled down double-digit rebounds on 24 occasions, including one game with 20+ rebounds ... Recorded first career 20/20 game with 20 points and a season-high 24 rebounds in 40 minutes 1/12 @ PHI ... Notched a season-high 27 points (12-15 FGs, 3-4 FTs) to go with 11 rebounds, six assists and three blocks in 38 minutes 1/15 @ CHA ... Dished out a career-best 8 assists 3/12 vs. TOR ... Missed 16 games with a left mid-foot sprain

2005-06: (Milwaukee Bucks): In 82 games (77 starts), averaged 9.4 points, 7.0 rebounds and 2.3 assists in 28.6 minutes ... Ranked fifth in the NBA in field goal percentage (.533) ... Earned All-Rookie First Team honors ... Led all rookies in rebounds (7.0), blocks (0.8) and field goal percentage (.533) while ranking fifth in points (9.4) and seventh in assists (2.3) ... Had 12 double-doubles ... Recorded 38 games with 10+ points, including two 20+ point outings ... Recorded 17 games with 10+ rebounds ... In NBA debut, notched 13 points, nine rebounds and three blocks in 37 minutes 11/1 @ PHI ... Recorded his first career double-double in his second game as a pro, tallying 10 points and a season-high 17 rebounds 11/2 @ NJ ... Blocked a last-second shot attempt by Jason Terry to secure a 113-111 OT win over DAL on 11/29 ... Hit a game-winner with 0.7 seconds left in a 109-107 OT victory over SA on 12/20 ... Had 18 points, a season-high-tying 17 rebounds, five assists, two steals and two blocks in 41 minutes 1/13 @ CHA ... Named NBA Rookie of the Month for January ... Started the Rookie/Sophomore Challenge as part of NBA All-Star Weekend, tallying 14 points and 11 rebounds in 16 minutes ... Recorded a season-high 24 points to go with 12 rebounds and a season-high seven assists in 39 minutes 4/15 vs. ATL

COLLEGE: Played two seasons at the University of Utah ... In 68 career games, posted averages of 16.6 points, 11.1 rebounds, 2.3 assists, 1.6 blocks in 32.7 minutes per game ... Sophomore (2004-05): Named the consensus National Player of the Year ... Won the Wooden, Naismith, Associated Press, USBWA, NABC, Basketball Times, ESPN.com and Sports Illustrated Player of the Year honors and was the leading vote-getter as an Associated Press First Team All-American ... In 35 games, averaged 20.4 points, 12.2 rebounds, 2.3 assists, 1.0 steal and 1.9 blocks in 35.0 minutes ... Led the nation with 26 double-doubles ... Led his team to the 2005 NCAA Tournament Sweet 16 ... Freshman (2003-04): Mountain West Freshman of the Year ... MWC Second Team All-Conference selection ... In 33 games, averaged 12.5 points, 9.9 rebounds, 2.2 assists and 1.3 blocks in 30.4 minutes ... Broke the Mountain West record with 14 double-doubles in 2003-04

INTERNATIONAL: Member of the Australian national team ... Has represented the Boomers at three Olympic Games (Athens 2004, Beijing 2008, Rio de Janeiro 2016) ... In 19 career Olympic contests, holds averages of 11.7 points, 5.9 rebounds and 2.1 assists ... **Summer 2016:** Competed for the Australian national team that finished fourth at the 2016 Olympic Games in Rio ... Averaged 9.1 points, 5.1 rebounds, 3.6 assists, 1.4 blocks and 21.1 minutes in seven games ... **Summer 2015:** Helped the Australian national team win the 2015 FIBA Oceania Championship to qualify for the 2016 Olympics in Rio ... **Summer 2008:** Played in the 2008 Beijing Olympics with the Australian national team, averaging 12.7 points, 3.8 rebounds and 19.7 minutes in six games while shooting 59.6% from the field ... Helped the Boomers go 3-2 in preliminary play before falling to eventual Olympic champions Team USA in the quarterfinals ... **Summer 2006:** In the 2006 FIBA World Championships, averaged 12.8 points, 6.2 rebounds and 2.3 assists in 6 games to help Australia reach the round of 16 ... **Summer 2004:** Played for the Australian national team in the 2004 Olympics in Greece, averaging 13.7 points and 9.0 rebounds in 6 contests ... **2003-04:** Played in the South East Australian Basketball League in 2003, averaging 22.0 points, 14.5 rebounds and 2.7 blocks in 31.0 minutes ... He later joined the U-19 Australian national team and was named MVP of the 2003 FIBA Junior World Championships in Greece after leading the Aussies to the title ... Averaged 26.3 points, 17.0 rebounds, 2.5 assists and 1.5 blocks in eight games ... **2002-03:** Averaged 29.0 points, 14.5 rebounds, 2.7 assists and 2.7 blocks in 21 games for the Australian Institute of Sport, which toured the USA in November 2002 ... Also played for the Australian U18 national team ... **2001-02:** Prepped at the Australian Institute of Sport, after he was cut from the Victoria junior state representative team ... His AIS team toured the USA in November 2001 ... Also played for the Australian U18 national team.

PERSONAL: Son of Michael and Anne Bogut ... Is of Croatian descent ... Loves soccer, Australian Rules Football and tennis ... Has two Siberian Huskies ... In 2014-15, was the top finisher from the Warriors at the Warriors Foundation's inaugural charity poker tournament ... Made an appearance at the San Francisco International Auto Show in 2012 ... In 2012, the Oakland Zoo named a wallaroo joey "Bogut" in his honor as both hail from Australia ... His favorite foods are soup with noklice (semolina dumplings), cevapi (small grilled rolls of minced meat), burek (a pastry filled with meat, cheese or vegetables) and mum's chicken schnitzel and potatoes ... Enjoys listening to music, going for drives, going for coffee, surfing the Internet, playing billiards, watching DVD's, playing any sort of cards and playing with his dogs



**COREY
BREWER**
3 | FORWARD



COREY BREWER



#3 . FORWARD . 6-9 . 186

BORN March 5, 1986 (Portland, TN)	HIGH SCHOOL Portland (Portland, TN)	COLLEGE Florida	EXPERIENCE 10 Years Pro
--	--	---------------------------	-----------------------------------

CAREER / PLAYOFF HIGHS

	CAREER				PLAYOFFS			
PTS	51	vs.	Houston	4/11/14	22	@	Dallas	4/26/15
MIN	48	@	Dallas	3/19/14	32	@	Dallas	4/26/15
FG	19	vs.	Houston	4/11/14	9	@	Dallas	4/26/15
FGA	30	vs.	Houston	4/11/14	16	vs.	Golden State	4/23/13
3FG	6	@	San Antonio (twice)	12/28/14	3	vs.	Dallas (3 times)	4/18/15
3FGA	9	@	Toronto (twice)	3/6/16	11	vs.	Golden State	4/23/13
FT	11	vs.	Houston	4/11/14	6	@	Golden State	5/27/15
FTA	15	vs.	Houston	4/11/14	8	@	Golden State	4/28/13
OFF. REB	6	@	Memphis	4/12/08	3	@	LA Clippers	5/14/15
DEF. REB	14	@	Atlanta	12/6/07	7	@	LA Clippers	5/14/15
REB	18	@	Atlanta	12/6/07	10	@	LA Clippers	5/14/15
AST	9	vs.	L.A. Lakers	12/14/14	6	@	Golden State	4/16/16
STL	6	@	Chicago (5 times)	3/5/16	3	vs.	Golden State (3 times)	5/23/15
BLK	3	vs.	Houston (5 times)	12/5/14	1	@	Golden State (8 times)	4/16/16

CAREER REGULAR SEASON STATISTICS

Year	Team	G	GS	MIN	FG	FGA	PCT	3FG	3FGA	PCT	FT	FTA	PCT	OFF	DEF	TOT	A	PF	DQ	STL	TO	BLK	PTS	AVG
07-08	MIN	79	35	1803	182	486	.374	7	36	.194	88	110	.800	82	210	292	111	188	2	76	89	25	459	5.8
08-09	MIN	15	8	307	37	90	.411	5	12	.417	14	19	.737	18	31	49	25	37	0	15	13	3	93	6.2
09-10	MIN	82	82	2482	409	949	.431	82	237	.346	166	256	.648	70	209	279	193	224	4	117	164	29	1066	13.0
10-11	MIN-DAL	69	24	1510	193	488	.395	30	112	.268	136	192	.708	57	118	175	89	159	1	100	87	16	552	8.0
11-12	DEN	59	17	1287	201	463	.434	33	127	.260	90	130	.692	43	107	150	88	113	0	72	56	17	525	8.9
12-13	DEN	82	2	2003	375	883	.425	91	307	.296	149	216	.690	55	180	235	124	154	0	118	102	23	990	12.1
13-14	MIN	81	81	2609	388	807	.481	59	211	.280	163	227	.718	63	144	207	135	210	1	151	105	30	998	12.3
14-15	MIN-HOU	80	17	2087	343	805	.426	63	235	.268	168	226	.743	80	217	297	173	173	1	114	131	19	917	11.5
15-16	HOU	82	12	1669	212	552	.384	61	224	.272	105	140	.750	42	157	199	109	168	1	84	78	19	590	7.2
16-17	HOU-LAL	82	11	1281	147	348	.422	27	118	.229	50	68	.735	32	134	166	97	133	0	61	55	20	371	4.5
TOTALS		711	289	17039	2487	5871	.424	458	1619	.283	1129	1584	.713	542	1507	2049	1144	1559	10	908	880	201	6561	9.2

CAREER POSTSEASON STATISTICS

Year	Team	G	GS	MIN	FG	FGA	PCT	3FG	3FGA	PCT	FT	FTA	PCT	OFF	DEF	TOT	A	PF	DQ	STL	TO	BLK	PTS	AVG
10-11	DAL	6	0	23	4	9	.444	1	3	.333	0	0	---	0	2	2	1	5	0	4	2	0	9	1.5
11-12	DEN	7	0	116	23	54	.426	6	20	.300	6	8	.750	6	8	14	6	11	0	7	2	2	58	8.3
12-13	DEN	6	0	146	21	68	.309	9	36	.250	14	21	.667	3	8	11	7	19	0	6	7	1	65	10.8
14-15	HOU	17	0	428	72	167	.431	12	42	.286	35	55	.636	11	36	47	19	48	0	11	15	4	191	11.2
15-16	HOU	5	1	77	7	27	.259	1	10	.100	7	8	.875	3	4	7	8	13	0	0	6	1	22	4.4
TOTALS		41	1	790	127	325	.391	29	111	.261	62	92	.674	23	58	81	41	96	0	28	32	8	345	8.4

HOW ACQUIRED: Acquired by the Lakers from the Houston Rockets along with a 2017 first round draft pick in exchange for Lou Williams on Feb. 28, 2017

2016-17: (Houston Rockets/Los Angeles Lakers): Appeared in 82 games (11 starts), averaging 4.5 points, 2.0 rebounds and 1.2 assists in 15.6 minutes per contest ... Averaged 5.4 points, 2.2 rebounds, 1.5 assists and 1.0 steal per game in 24 appearances (three starts) with the Lakers ... Finished the season with his 277th consecutive appearance in an NBA game, the longest active streak in the league ... Scored in double figures twice for Los Angeles ... Finished with seven points, five assists and five rebounds on 4/11 vs. NOP ... In his first start of the season, notched three points, two rebounds, one assist, one steal and two blocks on 3/26 vs. POR ... Recorded 12 points, three rebounds and one assist on 3/24 vs. MIN ... Totaled nine points and nine rebounds on 3/19 vs. CLE ... Had a team-high-tying +/- of 15 in a win on 3/9 @ PHX ... Made his first appearance with the Lakers on 2/24 @ OKC, scoring two points in four minutes ... Played 58 games (eight starts) for the Houston Rockets, before being acquired by the Lakers on 2/23 ... Averaged 4.2 points, 2.9 rebounds, 1.6 assists, and 1.3 steals in 15.9 minutes per game for Houston





COREY BREWER

CAREER: Played in 711 career NBA games, making 289 starts for the Timberwolves, Mavericks, Nuggets, Rockets and Lakers ... Owns career averages of 9.2 points, 2.9 rebounds and 1.6 assists in 24.0 minutes per game ... Scored 10+ points in 318 career games and grabbed 10+ rebounds eight times ... Talled four double-doubles for his career ... Appeared in 41 career playoff games (one start) for the Mavericks, Nuggets and Rockets, averaging 8.4 points, 2.0 rebounds and 1.0 assist in 19.3 minutes ... Member of the 2011 NBA Champion Dallas Mavericks ... Drafted seventh overall by the Minnesota Timberwolves in the 2007 NBA Draft ... Acquired by the New York Knicks as a part of a three-team trade on Feb. 22, 2011 ... Waived by the Knicks on March 1, 2011 ... Signed as a free agent with the Dallas Mavericks on March 3, 2011 ... Acquired by the Denver Nuggets on Dec. 13, 2011 ... Signed as a free agent with Minnesota on July 12, 2013 ... Acquired by the Houston Rockets on Dec. 19, 2014 ... Acquired by the Lakers from the Houston Rockets along with a 2017 first round draft pick in exchange for Lou Williams on Feb. 28, 2017

2015-16: (Houston Rockets): Averaged 7.2 points, 2.4 rebounds, 1.3 assists and 1.0 steals in 20.4 minutes ... One of 18 players to appear in all 82 games in 2015-16, making 12 starts ... Scored in double-figures 24 times, including 20+ four times ... Ranked 11th in steal-to-turnover ratio (1.08) ... Recorded 2+ steals 24 times this season, including 3+ 11 times ... Averaged 4.4 points, 1.6 assists, 1.4 rebounds and 15.4 minutes in five games (one start) in the 2016 Playoffs

2014-15: (Minnesota Timberwolves/Houston Rockets): Played in 80 games (17 starts), averaging 11.5 points, 3.7 rebounds, 2.2 assists and 1.4 steals in 26.1 minutes ... Shot 42.6 percent from the floor, 26.8 percent from 3-point range and 74.3 percent from the line ... Acquired by HOU via a three-way trade with MIN and PHI 12/19 ... In 56 games (one start) for HOU, averaged 11.9 points, 3.6 rebounds, 1.7 assists and 1.1 steals in 25.1 minutes ... Scored 20+ points nine times (all with the Rockets), including a season-high 26 points vs. TOR 2/21 ... Grabbed 10+ rebounds four times (all with the Rockets), including a season-high 12 vs. ORL 3/17 ... Posted three double-doubles ... Had 3+ steals 18 times, including a career-high tying 6 vs. NYK 11/19 ... Knocked down 6-8 3FG @ SAS 12/28 ... Appeared in all five games (one start) of the First Round series vs. GSW, averaging 4.4 points, 1.6 assists and 1.4 rebounds in 15.4 minutes

2013-14: (Minnesota Timberwolves): Appeared in all but one game (all starts), averaging 12.3 points, 2.6 rebounds, 1.7 assists and 1.9 steals in 32.2 minutes ... Ranked sixth in the NBA in steals per game (1.9) ... Scored 20+ points seven times, including a career-high 51 points (19-30 FGs, 2-6 3FGs, 11-15 FTs) vs. HOU 4/11 ... Also had 6 steals in that game, at the time joining Rick Barry, Allen Iverson and Michael Jordan as the only players in league history with 50+ points and 6+ steals in a single game ... Had 12 rebounds @ MEM 12/15 ... Had 3+ steals 23 times ... Hit 2+ 3FGM 10 times, including 3+ five times ... Missed one game due to personal reasons (2/5)

2012-13: (Denver Nuggets): Appeared in all 82 games (two starts), averaging 12.1 points, 2.9 rebounds, 1.5 assists and 1.4 steals in 24.4 minutes ... Scored 20+ points 11 times ... Had 3+ steals 14 times ... Hit 2+ 3FGM 28 times, including 3+ seven times ... Appeared in all six games of the First Round series vs. Golden State, averaging 10.8 points, 1.8 rebounds, 1.2 assists and 1.0 steals in 24.3 minutes per game

2011-12: (Denver Nuggets): In 59 games (17 starts), averaged 8.9 points, 2.5 rebounds, 1.5 assists and 1.2 steals in 21.8 minutes per game ... Scored in double-figures 24 times, including 20+ three times ... Hit 3+ steals nine times ... Hit 2+ 3FGM seven times, including 3+ three times ... Appeared in all five games with one start of the First Round series vs. GSW, averaging 4.4 points, 1.6 assists and 1.4 rebounds in 15.4 minutes ... Missed four games due to personal reasons (2/2-2/9) ... DNP-CD three times

2010-11: (Minnesota Timberwolves/New York Knicks/Dallas Mavericks): Played in 56 games (22 starts), averaging 8.6 points, 2.7 rebounds, 1.4 assists and 1.6 steals in 24.3 minutes ... Acquired by NYK as part of a three-way trade with MIN and DEN 2/22 and was waived by the Knicks on 3/1 ... Signed as a free agent with DAL on 3/3 ... Scored in double-figures 30 times, including 20+ three times ... Had 3+ steals 13 times ... Hit 2+ 3FGM seven times ... Appeared in 13 games (two starts) for the Mavericks over the remainder of the season ... Appeared in six games for DAL during the team's Championship run, playing a total of 23 minutes ... DNP-CD three times ... Inactive for six games

2009-10: (Minnesota Timberwolves): Started all 82 games, averaging 13.0 points, 3.4 rebounds, 2.4 assists and 1.4 steals in 30.3 minutes ... Scored 20+ points 14 times ... Recorded his first career double-double with 22 points and 13 rebounds vs. DEN 11/25 ... Had 3+ steals 13 times ... Hit 2+ 3FGM 26 times, including 3+ six times

2008-09: (Minnesota Timberwolves): In 15 games (eight starts) averaged 6.2 points, 3.3 rebounds, 1.7 assists and 1.0 steals in 20.5 minutes ... Shot 41.1 percent from the floor, 41.7 percent from 3-point range and 73.7 percent from the line ... Suffered a torn anterior cruciate ligament in his right knee vs. Denver on 11/29/08, underwent surgery on 12/17 and missed the final 67 games of the season ... Scored in double figures twice

2007-08: (Minnesota Timberwolves): Appeared in 79 games (35 starts) ... Averaged 5.8 points, 3.7 rebounds and 1.4 assists in 22.8 minutes ... Scored in double figures in 18 contests, including a season-best 16 points on two occasions ... Had two games with 10+ rebounds, including an 18-rebound performance 12/6 @ ATL ... Missed two games due to a right thigh contusion (3/4-3/5) ... DNP-CD once (11/26)





COLLEGE: Played three seasons at the University of Florida ... Averaged 11.3 points, 4.3 rebounds, 2.8 assists and 1.6 steals in 108 games (106 starts) ... Shot 47.9 percent from the field, 35.6 percent for 3FG and 70.8 percent from the charity stripe ... Member of Florida's National Championship teams in 2006 and 2007... Named Most Outstanding Player of the 2007 NCAA Tournament Final Four ... Earned First Team All-SEC honors and named the SEC Co-Defensive Player of the Year as a junior ... Ranked fourth in the SEC for steals in 2006-07 (1.9) ... In 2005-06, also ranked fifth in the SEC in steals (61), ninth in points (494) and ninth in assists (128)

PERSONAL: Parents are Pee Wee and Glenda Brewer ... Lists his father as his most influential person growing up ... Hosts his annual "Back 2 Back Basketball Camp" in Gainesville, Fla., teaching basketball fundamentals, healthy living and diabetes prevention ... Actively participates in fundraising events for the American Diabetes Association and the Juvenile Diabetes Association as the disease has impacted his immediate family ... Named to the McDonald's All-American Team in 2004 after averaging 29.4 points and 12.8 rebounds per game during his senior season at Portland High School... Also played baseball, football and soccer growing up ... Interested in pursuing a career in broadcasting when his playing career is over ... Favorite TV show is Gotham ... Favorite movie is Life ... Favorite player growing up was Scottie Pippen ... Lists winning college and professional championships as his biggest accomplishments



THOMAS BRYANT

31 | CENTER





THOMAS BRYANT

#31 . CENTER . 6-10 . 248

BORN July 31, 1997 (Rochester, NY)	HIGH SCHOOL Huntington-St. Joseph Prep (Huntington, WV)	COLLEGE Indiana	EXPERIENCE Rookie
---	--	---------------------------	-----------------------------

COLLEGIATE CAREER HIGHS

	CAREER			
PTS	31	vs.	Penn State	2/1/17
MIN	44	vs.	Penn State	2/1/17
FG	13	vs.	Penn State	2/1/17
FGA	18	vs.	Penn State	2/1/17
3FG	3	vs.	Purdue	2/9/17
3FGA	5	vs.	Kansas	11/11/16
FT	7	@	Northwestern (5 times)	1/29/17
FTA	11	@	Northwestern (twice)	1/29/17
OFF. REB	6	@	Minnesota (twice)	2/15/17
DEF. REB	11	vs.	Houston Baptist	12/10/16
REB	13	vs.	Houston Baptist (twice)	12/10/16
AST	4	@	Iowa (3 times)	2/21/17
STL	3	vs.	Southeast Missouri St.	12/4/16
BLK	5	vs.	Iowa	3/9/17

COLLEGIATE CAREER STATISTICS

Year	Team	G	GS	MIN	FG	FGA	PCT	3FG	3FGA	PCT	FT	FTA	PCT	OFF	DEF	TOT	A	PF	DQ	STL	TO	BLK	PTS	AVG
15-16	Indiana	35	35	791	157	230	.683	5	15	.333	96	136	.706	70	132	202	34	99	2	17	58	32	415	11.9
16-17	Indiana	34	34	954	148	285	.519	23	60	.383	108	148	.730	76	150	226	50	104	5	26	78	52	427	12.6
TOTALS		69	69	1745	305	515	.592	28	75	.373	204	284	.718	146	282	428	84	203	7	43	136	84	842	12.2

HOW ACQUIRED: Acquired by the Lakers from the Utah Jazz along with the draft rights to Josh Hart in exchange for the draft rights to Tony Bradley on June 22, 2017 (Selected by the Utah Jazz with the 42nd overall pick in the 2017 NBA Draft)

COLLEGE: In 69 games (all starts) at Indiana, recorded averages of 12.2 points, 6.2 rebounds, 1.2 assists and 1.2 blocks in 25.3 minutes ... Posted 46 double-figure scoring games, including six games with more than 20 points, and nine double-doubles for his career ... Sophomore (2016-17): Third Team All-Big 10 selection ... Started all 34 games, averaging 12.8 points and a team-high 6.6 rebounds per game ... Blocked a team-high 52 shots and had 26 steals ... Shot 51.9 percent from the floor (148-of-285) and 38.3 percent from the 3-point line (23-of-60) ... Also connected at a 73.0 percent clip at the free throw line (108-of-148) ... Increased his scoring average to 13.8 points in Big Ten play ... Scored in double figures in 21 games, including four with 20-plus points and one 30-point game against Penn State ... Scored a career-high 31 points on 2/1 vs. Penn State ... Pulled down a career-best 13 rebounds on two occasions ... Tallied seven double-doubles ... Finished ranked seventh in the Big Ten in blocks (1.5) and 10th in rebounds (6.6) ... Freshman (2015-16): Third Team All-Big Ten selection ... Big Ten All-Freshmen Team pick ... Started all 35 games, averaging 11.9 points and 5.8 rebounds ... Scored in double figures in 23 games and scored 20+ points on two occasions ... Registered two double-doubles on the year ... Set an Indiana single-season record by shooting 68.3 percent from the field in his first collegiate season

PERSONAL: Son of Linda Bryant ... Has one older brother, Trey ... Member of the Lakers' championship entry at the 2017 NBA Las Vegas Summer League ... Began playing organized basketball at the age of five ... Lists his hidden talent as drawing ... Interested in pursuing a career in sports commentating after retirement from the NBA ... Lists Michael Jackson as his favorite musician ... Participated in the 2015 McDonald's All-American Game and Jordan Classic ... Averaged 17.3 points, 11.6 rebounds and 4.5 blocks per game as a senior at Huntington Prep ... Played three seasons of high school ball at Bishop Kearney High in Rochester, NY, where he won the 2013 Class AA state championship



KENTAVIOUS CALDWELL-POPE

1 | GUARD



KENTAVIOUS CALDWELL-POPE



#1 . GUARD . 6-5 . 205

BORN	HIGH SCHOOL	COLLEGE	EXPERIENCE
February 18, 1993 (Thomaston, GA)	Greenville (Greenville, GA)	Georgia	4 Years Pro

CAREER / PLAYOFF HIGHS

	CAREER			PLAYOFFS	
PTS	38	vs.	New Orleans	21	@ Cleveland
MIN	49	@	Chicago	43	vs. Cleveland (twice)
FG	12	vs.	New Orleans	7	vs. Cleveland (twice)
FGA	25	vs.	Charlotte	14	vs. Cleveland (twice)
3FG	8	vs.	New Orleans	4	@ Cleveland
3FGA	16	vs.	Atlanta	8	vs. Cleveland (twice)
FT	8	vs.	Boston	3	@ Cleveland
FTA	10	@	Brooklyn	4	@ Cleveland
OFF. REB	4	vs.	Milwaukee (5 times)	2	vs. Cleveland
DEF. REB	10	@	Indiana	8	@ Cleveland
REB	10	vs.	Orlando (3 times)	8	@ Cleveland
AST	10	vs.	LA Clippers	5	vs. Cleveland
STL	4	vs.	New Orleans (13 times)	4	vs. Cleveland
BLK	3	vs.	Houston	1	@ Cleveland

CAREER REGULAR SEASON STATISTICS

Year	Team	G	GS	MIN	FG	FGA	PCT	3FG	3FGA	PCT	FT	FTA	PCT	OFF	DEF	TOT	A	PF	DQ	STL	TO	BLK	PTS	AVG
13-14	DET	80	41	1583	182	460	.396	59	185	.319	47	61	.770	38	118	156	55	145	0	75	28	12	470	5.9
14-15	DET	82	82	2587	390	972	.401	153	444	.345	110	158	.696	46	209	255	109	161	1	93	94	18	1043	12.7
15-16	DET	76	76	2789	403	960	.420	114	369	.309	185	228	.811	70	212	282	138	167	0	110	105	17	1105	14.5
16-17	DET	76	75	2529	370	928	.399	153	437	.350	154	185	.832	55	193	248	193	118	0	89	86	12	1047	13.8
TOTALS		314	274	9488	1345	3320	.405	479	1435	.334	496	632	.785	209	732	941	495	591	1	367	313	59	3665	11.7

CAREER POSTSEASON STATISTICS

Year	Team	G	GS	MIN	FG	FGA	PCT	3FG	3FGA	PCT	FT	FTA	PCT	OFF	DEF	TOT	A	PF	DQ	STL	TO	BLK	PTS	AVG
15-16	DET	4	4	161	22	50	.440	12	27	.444	5	7	.714	2	15	17	11	7	0	7	2	1	61	15.3
TOTALS		4	4	161	22	50	.440	12	27	.444	5	7	.714	2	15	17	11	7	0	7	2	1	61	15.3

HOW ACQUIRED: Signed with the Lakers as a free agent on July 13, 2017

2016-17: (Detroit Pistons): Appeared in 76 games (75 starts), averaging 13.8 points, 3.3 rebounds, 2.5 assists and 1.2 steals in 33.3 minutes ... Scored 10+ points 49 times, including 20 games of 20+ points and two games of 30+ points ... Posted one double-double ... Led the team in scoring 17 times, rebounding twice and assists eight times ... Recorded his 400th career 3FG 1/1 @ MIA and 400th career assist 12/28 vs. MIL ... Became just the fourth player in Pistons franchise history to connect on 100+ 3FG in three straight seasons, knocking down 153 this year ... Finished the year ranked seventh on Detroit's all-time 3FG list (479) ... Recorded a single-season career-best 194 assists ... Scored a career-best 38 points 2/1 vs. New Orleans, going along with highs in 3FG (8) and steals (4) ... Also notched the Pistons individual marks for single-game points (38) and points in a quarter (17) ... Dished out a career-high 10 assists 11/25 vs. LAC, going along with 16 points for his only double-double of the year ... Missed five games due to injury: one with a right knee contusion (12/11) and four with a left rotator cuff strain (1/13-1/22)

CAREER: Selected by the Detroit Pistons with the eighth overall selection in the 2013 NBA Draft ... Signed with the Lakers as a free agent on July 13, 2017 ... Has appeared in 314 NBA games (274 starts), owning career averages of 11.7 points, 3.0 rebounds, 1.6 assists and 1.2 steals in 30.2 minutes ... One of 22 players in NBA history to convert at least 475 three-pointers in their first four professional seasons ... Has scored 10+ points in 178 games, 20+ points in 51 games and 30+ points in four games ... Saw action in four postseason games with Detroit (four starts), averaging 15.3 points, 4.3 rebounds and 2.8 assists ... Owns two career double-doubles ... Has missed just 14 games through his first four professional seasons ... Member of the 2016 USA Men's Select Team ... Participated in the BBVA Compass Rising Stars Challenge at NBA All-Star 2015, recording eight points, two assists and two steals in 20 minutes for the U.S. team





KENTAVIOUS CALDWELL-POPE

2015-16: (Detroit Pistons): Appeared in 76 games (all starts), 14.5 points, 3.7 rebounds, 1.8 assists and 1.5 steals in 36.7 minutes ... Ranked fourth in the NBA in minutes per game (36.7) and 28th in steals per game (1.5 spg) ... Led the team in scoring 17 times and in assists four times ... Scored 10+ points 59 times, 20+ points 16 times and 30+ points once ... Grabbed 10+ rebounds once and recorded one double-double ... Scored a career-high 31 points (10-16 FG, 3-4 3FG, 8-8 FT) vs. BOS 12/16 ... Tied a career-high 10 rebounds (career-high 10 defensive) @ IND 1/2 ... Tied a career-high four steals four times ... Recorded a season-high two blocks twice, both coming against ATL ... Played a career-high 49 minutes @ CHI 12/18 ... Recorded single-season career highs in points (1,105), rebounds (282), assists (138), steals (110) and minutes (2,789) ... Led the team in total minutes for the second consecutive season ... His 2,789 minutes were the most by a Piston since Tayshaun Prince's 3,057 minutes in 2008-09 ... Scored his 2,000th career point vs. ORL 1/4 and played in his 200th career game vs. SAS 1/12 ... Recorded his 200th career steal vs. LAL 12/6 ... Made 100+ 3FG (114) for the second consecutive season and connected on three or more 3-pointers 12 times ... Recorded career highs in FTM (185) and FTA (228) and shot a career-high 81.1 percent from the charity stripe ... Had career highs in free throws made (7) and attempted (10) @ BRK 11/29 ... Missed six games due to injury: four with a core muscle strain (2/4 – 2/10), one due to illness (3/23) and one for rest (4/13)

2014-15: (Detroit Pistons): Appeared in career-high 82 games (all starts), averaging 12.7 points, 3.1 rebounds, 1.3 assists and 1.1 steals in 31.5 minutes ... Scored 10+ points 55 times and 20+ points four times ... Led the team in scoring 10 times and in assists once ... Scored season-high 28 points vs. HOU 1/31 and grabbed season-high eight rebounds twice ... Dished out career-high five assists vs. OKC 12/7 and tied career-high four steals three times ... Recorded career-high three blocks vs. HOU 1/31 and tied a career-high 44 minutes @ BOS 3/22 ... Was one of only 11 players in the NBA to start all 82 games ... Recorded his first 1,000-point season and recorded career-high totals in points (1,043), field goals (390), 3FG (153), rebounds (255), assists (109), steals (93), blocks (18) and minutes (2,587) ... Led the team in total minutes and minutes per game (31.5) ... Led the team in 3FG made (153) and attempted (444) ... Made career-high six 3-pointers twice ... Improved his scoring from the previous season by 6.8 points which ranked second in the NBA (Jimmy Butler – 6.9 points) among players who played 50+ games in both seasons

2013-14: (Detroit Pistons): Appeared in 80 games (41 starts), averaging 5.9 points and 2.0 rebounds in 19.8 minutes per game ... Scored 10+ points 15 times, 20+ points once and 30+ points once ... Led the team in scoring once and in rebounding once ... In 41 games as a starter, averaged 7.9 points (.410 FG, .344 3FG, .722 FT), 2.5 rebounds, 0.9 assists, 1.2 steals and 26.5 minutes compared to 3.8 points, 1.3 rebounds, 0.4 assists and 12.7 minutes in 39 games as a reserve ... Among NBA rookie leaders, ranked 13th in scoring (5.9 ppg), 15th in rebounds (2.0 rpg) and 3rd in steals (0.9 spg) ... Scored a career-high 30 points (11-19 FG, 5-7 3FG) @ OKC 4/16 ... Grabbed career-high 10 rebounds @ DEN 3/19 ... Dished out career-high four assists @ MIL 1/22 ... Blocked career-high two shots @ PHI 3/29 and recorded career-high four steals three times ... Played career-high 44 minutes twice ... DNP-CD twice

COLLEGE: Was an early entry candidate for the 2013 NBA Draft ... Named 2012-13 SEC Player of the Year by both the coaches and the media and was named to the All-SEC First Team after his sophomore year at Georgia ... As a sophomore, ranked second in the SEC in scoring with 18.5 points per game ... Was one of only nine players in all of NCAA Division I to score in double figures in each of his team's games in the 2012-13 season ... Finished third in the SEC in 3-point percentage (37.3) and second in 3-pointers per game (2.6) ... Also led the team in rebounds (7.1 rpg), steals (2.0 spg) and minutes (33.9 mpg) ... Recorded seven double-doubles on the season ... In his final collegiate game, scored a career-high 32 points (25 in second half), against LSU 3/14 in the SEC tournament ... As a freshman, averaged 13.2 points, 5.2 rebounds, 1.2 assists and 1.8 steals in 32.1 minutes per game ... Named to the Coaches' Freshman All-SEC Team ... Earned SEC Freshman of the Week honors (12/19/11) ... Scored a season-high 25 points vs. Ole Miss 1/21 ... His 25 points marked the most by a UGA freshman in almost 13 years

PERSONAL: Full name is Kentavious Tannell Caldwell-Pope ... He and his wife, McKenzie Caldwell-Pope, have two sons, KJ and Kenzo ... Son of Rhonda Caldwell and Lawrence Pope ... His favorite TV shows are Criminal Minds or Power ... Lists golf as his hidden talent ... Includes making it to the NBA as his biggest accomplishment to date ... Enjoys watching YouTube videos and playing video games ... Lists his parents as his role models ... Enjoys visiting patients in hospitals and working youth basketball clinics ... As a high school senior, participated in the McDonald's All-American Game as well as the Jordan Brand Classic





CAREER 5+ 3-POINT FG GAMES (15)

Game	Date	3FG	3FGA	Points
DET vs. NOP	2/1/17	8	11	38
DET vs. CHO	2/23/17	7	15	33
DET vs. HOU	1/31/15	6	11	28
DET @ SAC	1/10/17	6	8	21
DET vs. WAS	2/22/15	6	13	26
DET @ OKC	4/16/14	5	7	30
DET @ ATL	12/2/16	5	8	23
DET vs. TOR	3/24/15	5	9	26
DET vs. PHO	3/19/17	5	9	23
DET @ PHO	11/9/16	5	10	27
DET vs. CLE	2/24/15	5	7	21
DET @ BRK	12/21/14	5	10	20
DET vs. IND	12/17/16	5	10	20
DET vs. ORL	1/4/16	5	8	20

CAREER 25+ POINT GAMES (16)

Game	Date	FGM	FGA	Points
DET vs. NOP	2/1/17	12	18	38
DET vs. CHO	2/23/17	11	25	33
DET vs. BOS	12/16/15	10	16	31
DET @ OKC	4/16/14	11	19	30
DET vs. HOU	1/31/15	10	21	28
DET @ BOS	3/22/15	10	20	27
DET @ PHO	11/9/16	9	22	27
DET vs. WAS	2/22/15	10	20	26
DET vs. TOR	3/24/15	10	17	26
DET vs. HOU	11/21/16	9	15	26
DET @ POR	1/8/17	9	14	26
DET @ PHI	3/4/17	9	11	26
DET vs. SAS	1/12/16	9	14	25
DET @ BOS	11/30/16	10	17	25
DET vs. GSW	12/23/16	9	18	25
DET vs. MIA	3/28/17	9	22	25

CAREER FOUR-POINT PLAYS (5)

Date	Opponent
3/4/17	@ Philadelphia
1/29/16	vs. Cleveland
1/25/15	@ Toronto
1/21/15	vs. Orlando
12/26/14	vs. Indiana


CAREER GAMES WITH 15+ PTS, 5+ REB, 5+ AST (3)

Game	Date	Points	Rebounds	Assists
DET @ MIA	1/1/17	23	6	5
DET @ CHO	11/29/16	18	7	6
DET vs. IND	12/12/15	18	7	8



ALEX CARUSO

4 | GUARD





ALEX CARUSO

#4 . GUARD . 6-4 . 181

<u>BORN</u>	<u>HIGH SCHOOL</u>	<u>COLLEGE</u>	<u>EXPERIENCE</u>
February 28, 1994 (College Station, TX)	A&M Consolidated (College Station, TX)	Texas A&M	Rookie

NBA G LEAGUE CAREER HIGHS

	CAREER		
PTS	23	vs.	Salt Lake City (twice) 2/25/17
MIN	40	@	Sioux Falls 1/31/17
FG	9	vs.	Salt Lake City 2/25/17
FGA	16	@	Austin 11/13/16
3FG	6	@	Reno 1/5/17
3FGA	7	@	Iowa (twice) 2/9/17
FT	10	vs.	Rio Grande Valley 4/16/17
FTA	10	vs.	Rio Grande Valley (twice) 4/16/17
OFF. REB	3	vs.	Santa Cruz (3 times) 4/8/17
DEF. REB	7	@	Sioux Falls (3 times) 1/31/17
REB	9	@	Northern Arizona (twice) 12/23/16
AST	10	vs.	Rio Grande Valley (3 times) 4/16/17
STL	6	@	Santa Cruz 2/12/17
BLK	3	@	Los Angeles 1/12/17

NBA G LEAGUE CAREER STATISTICS

Year	Team	G	GS	MIN	FG	FGA	PCT	3FG	3FGA	PCT	FT	FTA	PCT	OFF	DEF	TOT	A	PF	DQ	STL	TO	BLK	PTS	AVG
16-17	OKL	50	46	1513	204	444	.459	61	152	.401	125	167	.749	42	153	195	261	132	1	108	156	28	594	11.9
TOTALS		50	46	1513	204	444	.459	61	152	.401	125	167	.749	42	153	195	261	132	1	108	156	28	594	11.9

COLLEGIATE CAREER STATISTICS

Year	Team	G	GS	MIN	FG	FGA	PCT	3FG	3FGA	PCT	FT	FTA	PCT	OFF	DEF	TOT	A	PF	DQ	STL	TO	BLK	PTS	AVG
12-13	TA&M	33	17	815	62	166	.373	13	49	.265	45	75	.600	25	82	107	112	93	4	61	75	15	182	5.5
13-14	TA&M	34	33	1013	103	224	.460	24	72	.333	76	111	.685	15	107	122	170	91	5	69	84	28	306	9.0
14-15	TA&M	33	33	1038	106	229	.463	26	71	.366	63	92	.685	24	126	150	182	67	1	69	100	2	301	9.1
15-16	TA&M	37	37	1067	111	221	.502	28	76	.368	51	65	.785	40	94	134	185	92	0	77	87	14	301	8.1
TOTALS		137	120	3933	382	840	.455	91	268	.340	235	343	.685	104	409	513	649	343	10	276	346	59	1090	8.0

HOW ACQUIRED: Signed by the Lakers to a two-way contract on July 13, 2017

2016-17: **NBA G League:** Appeared in 50 games (46 starts) with the Oklahoma City Blue, averaging 11.9 points, 3.9 rebounds, 5.2 assists and 2.2 steals in 30.3 minutes ... Finished the season ranked first in the NBA G League in total steals (107) and fourth in steals per game (2.2) ... Had two double-doubles ... Scored in double figures in 30 of 50 games, including six games with 20+ points ... Scored a career-high 23 points 12/20 vs. Rio Grande Valley and 2/25 vs. Salt Lake City ... Had a career-high six steals 2/12 @ Santa Cruz, one of three games with 5+ steals ... In six postseason contests, averaged 11.2 points, 6.3 assists, 3.5 rebounds and 1.8 steals in 31.1 minutes

COLLEGE: Concluded his career as Texas A&M's all-time leader in assists (649) and steals (276) ... Posted 46 double-figure point games, including six games with 20+ points ... Senior (2015-16): All-SEC Second Team and SEC All-Defensive Team selection ... Started all 37 games, averaging 8.1 points, 3.6 rebounds, 5.0 assists and 2.1 steals per game ... Ranked first in the SEC in steals (2.1) and fourth in assists (5.0) ... Junior (2014-15): Co-SEC Player of the Week once ... Started all 33 games, averaging 9.1 points, 4.6 rebounds, 5.5 assists and 2.1 steals per game ... Ranked first in the SEC in assists (5.5) and second in steals (2.1) ... Posted his only career double-double on 1/31 vs. Vanderbilt ... Sophomore (2013-14): Appeared in 34 games (33 starts), averaging 9.0 points, 3.6 rebounds, 5.0 assists and 2.0 steals per game ... Finished the season ranked first in the SEC in assists (5.0) and second in steals (2.0) ... Scored a career-high 28 points 3/13 versus Missouri ... Freshman (2012-13): Appeared in 33 games (17 starts), averaging 5.5 points, 3.2 rebounds, 3.4 assists and 1.9 steals per game ... Finished the season ranked fifth in the SEC in steals (1.8) and eighth in assists (3.4) ... Set A&M's record for steals by a freshman (61)

PERSONAL: Son of Mike and Jackie Caruso ... Has one older sister, Megan, and one younger sister, Emily ... Father played basketball at Creighton ... Member of the Lakers' championship entry at the 2017 NBA Las Vegas Summer League ... Graduated with a degree from Texas A&M in Sports Management ... TABC All-State, TABC All-Regional and TABC All-Star during his time at A&M Consolidated High ... Averaged 18 points and nine rebounds per game as a senior ... Received invitations to the Pangos All-American Camp and NBA Players Association Camp ... Lists ping pong as a favorite off-the-court activity ... References getting signed by the Lakers as his greatest personal achievement ... Favorite non-NBA sports team is Manchester City F.C.



JORDAN CLARKSON

6 | GUARD



JORDAN CLARKSON



#6 . GUARD . 6-5 . 194

<u>BORN</u>	<u>HIGH SCHOOL</u>	<u>COLLEGE</u>	<u>EXPERIENCE</u>
June 7, 1992 (Tampa, FL)	Wagner (San Antonio, TX)	Missouri	3 Years Pro

CAREER / PLAYOFF HIGHS

	CAREER	PLAYOFFS
PTS	35 vs. Minnesota 3/24/17	- - -
MIN	47 vs. Minnesota (twice) 3/24/17	- - -
FG	13 vs. Minnesota 3/24/17	- - -
FGA	21 vs. Golden State (twice) 3/6/16	- - -
3FG	8 vs. Minnesota 3/24/17	- - -
3FGA	11 vs. Milwaukee 3/17/17	- - -
FT	10 vs. Philadelphia 3/12/17	- - -
FTA	11 vs. Philadelphia 3/12/17	- - -
OFF. REB	4 @ Chicago (3 times) 2/21/16	- - -
DEF. REB	8 @ Utah (twice) 3/28/16	- - -
REB	10 vs. Indiana 11/29/15	- - -
AST	11 @ Philadelphia 3/30/15	- - -
STL	5 vs. Indiana (4 times) 1/20/17	- - -
BLK	3 @ Oklahoma City 3/24/15	- - -

CAREER REGULAR SEASON STATISTICS

Year	Team	G	GS	MIN	FG	FGA	PCT	3FG	3FGA	PCT	FT	FTA	PCT	OFF	DEF	TOT	A	PF	DQ	STL	TO	BLK	PTS	AVG
14-15	LAL	59	38	1476	267	596	.448	38	121	.314	131	158	.829	56	136	191	206	109	1	51	96	12	703	11.9
15-16	LAL	79	79	2552	475	1098	.433	111	320	.347	164	204	804	93	220	313	192	168	1	88	135	7	1225	15.5
15-16	LAL	82	19	2397	477	1071	.445	117	356	.329	134	168	798	49	197	246	213	150	0	89	164	8	1205	14.7
TOTALS		220	136	6425	1219	2765	.441	266	797	.334	429	530	809	198	552	750	611	427	2	227	395	27	3133	14.2

HOW ACQUIRED: Acquired by the Lakers from the Washington Wizards in exchange for cash considerations on June 26, 2014

2016-17: Appeared in 82 games (19 starts), averaging 14.7 points, 3.0 rebounds, 2.6 assists and 1.1 steals in 29.2 minutes ... Scored double-figure points 63 times, 20+ points on 17 occasions, and 30+ points twice ... Totaled career highs in points (35), field goals (13-20) and three-pointers (8-10) on 3/24 vs. MIN ... Was one of 18 players in the NBA to make eight three-pointers in a game this season ... Led the team in scoring in 18 contests ... One of 17 players to play in all 82 games, ranking fifth among those players in scoring ... Had 11 games with at least 3+ steals ... Scored 30 points along with a career-best 10-11 mark from the free throw line 3/12 vs. PHI ... Also added a season-best eight assists, the team's individual bench high ... Finished with 20 points, four rebounds, three assists and three steals 3/3 vs. BOS ... Matched a career-high with five steals, along with 12 points 1/20 vs. IND ... Tallied a team-high 20 points, along with a career-high-tying five steals 11/25 vs. GSW ... Notched 20 points (7/15 FG) 11/18 vs. SAS ... Went 8-of-12 from the field on 11/12 @ NOP for 23 points ... Scored a team-high 22 points (9/12 FG) 11/8 vs. DAL ... Scored a team-high 25 points (8/12 FG) in the season-opener 10/26 vs. HOU

CAREER: Selected by the Washington Wizards with the 46th overall selection in the 2014 NBA Draft ... Acquired by the Lakers from the Wizards in exchange for cash considerations on June 26, 2014 ... Has appeared in 220 career games (136 starts) ... Owns career averages of 14.2 points, 3.4 rebounds, 2.8 assists and 1.0 steals in 29.2 minutes ... Reached double-figures 163 times in his career, with 48 games of 20+ points, and four 30-point scoring outings ... Has totaled three career double-doubles ... All-Rookie First Team in 2014-15, averaging 11.9 points, 3.2 rebounds, and 3.5 assists in 59 games (38 starts) ... Rookie of the Month for March of 2015, the first-ever Laker to win the award (first presented in 1981-82) ... Participated in the Rising Stars Challenge at NBA All-Star 2016

2015-16: Averaged 15.5 points, 4.0 rebounds, 2.4 assists, 1.11 steals and 0.09 blocks in 32.3 minutes over 79 games (79 starts) ... Scored 20+ points on 20 occasions, including 30+ once ... Posted one double-double ... One of 10 American rookie and sophomore players selected by the league's assistant coaches to participate in the Rising Stars Challenge at NBA All-Star 2016, starting the game at shooting guard and finishing with 25 points, five rebounds, five assists, and four steals in 23:40 ... Also participated in the 2016 Taco Bell® Skills Challenge, joining Kobe Bryant (2007) and Derek Fisher (2004) as Lakers who have participated in the Skills Challenge event ... Scored in double-figures in a career-best 27 consecutive games, beginning 12/30 and stretching to 2/24 ... Scored 20+ points 20 times ... Led the Lakers in scoring 16 times (two ties) ... Drilled a career-high six three-pointers en route to 28 points 2/24 at MEM ... Tallied a career-high 10 rebounds en route to his third career double-double (22 points) 11/29 vs. IND ... Scored 19 points with four steals 11/28 at POR ... Tied a career-high with 30 points (12 FGM) 11/3 vs. DEN ... From 2/10-2/21, netted 20+ points in three consecutive games, the longest such streak of his career ... Had third straight game with 20+ points, scoring 20 points with nine rebounds and four assists 2/21 at CHI ... Totaled 20 points and six assists 2/19 vs. SAS ... Recorded 22 points, six rebounds and seven assists 2/10 at CLE ... Notched 21 points, four rebounds and three steals 11/13 at DAL ... Tallied 24 points (10-15 FG) 12/30 at BOS ... Had 23 points with five rebounds 1/5 vs. GSW ... Scored 18 points with seven rebounds (four offensive) 1/12 vs. NOP ... Totaled 18 points, seven assists and six rebounds 1/26 vs. DAL ... Posted 25 points (4-6 3FG) and four rebounds 3/6 vs. GSW ... Notched 24 points (five 3FGM) and five rebounds 3/8 vs. ORL ... Totaled 22 points (8-13 FG) with five rebounds and two steals 3/22 vs. MEM ... Scored 20 points (4-7 3FG) and grabbed four rebounds 3/25 vs. DEN ... Notched 26 points with six rebounds 3/30 vs. MIA ... Missed three games due to injury: Two with a sprained right ankle (12/11-12/12) and one due to a patella tendon strain (3/4)





JORDAN CLARKSON

2014-15: All-Rookie First Team honors ... Averaged 11.9 points, 3.2 rebounds, 3.5 assists, 0.86 steals and 0.20 blocks in 25.0 minutes over 59 games (38 starts) ... Logged 10+ points 33 times, including 20+ points 11 times and 30+ once ... Recorded 10+ assists twice ... Named Kia NBA Western Conference Rookie of the Month on 4/3 for games played in March, becoming the first-ever Lakers player to be honored with the award (first presented in 1981-82) ... Ranked among rookie league leaders in points (2nd/11.9), assists (3rd/3.5), FT% (3rd/.829), FG% (4th/.448) and rebounds (13th/3.2) ... Had two game-winning shots (FGM/FTM in last 10 seconds of 4th quarter or overtime) ... Named a starter for the final 38 games of the season, averaging a team-leading 15.8 points per game on 45.8% shooting to go with 5.0 assists, 4.2 rebounds, and 1.05 steals ... Posted eight points, four rebounds and two assists in NBA debut 10/28 vs. Houston ... Recorded 11 points, three rebounds and four assists in first career start in hometown of San Antonio on 1/23 ... Scored a career-high 30 points (career-best tying 12 FG) with seven assists, four rebounds and three blocks 3/24 at Oklahoma City ... Became the first Laker to have at least 30p/7a/4r/3b in a game since Kobe Bryant did so 3/6/07 at Minnesota ... Hit the game-winning free throws with 0.3 seconds remaining in overtime 3/25 at Minnesota ... Tallied 26 points, including the game-winning 3' layup in overtime with 0.9 seconds remaining, 11 assists and six rebounds 3/30 at Philadelphia ... Became the 5th rookie in Lakers history to record at least 25 points and 10 assists in a game, joining Jerry West, Elgin Baylor, Norm Nixon and Archie Clark ... Over the last 13 games of the year, hit for 20+ points eight times, including one 30+ point outing ... Missed one game due to a sprained left ankle (4/15) ... DNP-CD 22 times ... **NBA D-League:** Played in five games on assignment with the Los Angeles D-Fenders, averaging 22.6 points, 7.8 assists and 5.0 rebounds in 36.0 minutes

COLLEGE: Appeared in a combined 93 games (75 starts) over three seasons at Tulsa and Missouri, averaging 15.4 points, 3.3 rebounds, 2.7 assists and 0.94 steals in 31.7 minutes ... Junior (2013-14): Named Second Team All-Southeastern Conference ... Averaged 17.5 points, 3.8 rebounds and 3.4 assists in 35.1 minutes over 35 games (35 starts) ... Ranked second on team in scoring and was the team-leader in assists per game ... Named to the Wooden Award Midseason Top 25 list in January and won three SEC Player of the Week honors ... Reached double figures in 34 of 35 games, including a career-high 31 points 11/12 vs. Southern Illinois ... Finished among the SEC's top 10 in several statistical categories, including scoring (7th/17.5), assists (7th/3.4), FG% (9th/.447), assist/turnover ratio (9th/1.3) and minutes (3rd/35.1) ... Sophomore (2011-12): First Team All-Conference USA selection ... In 31 games (all starts), averaged 16.5 points, 3.9 rebounds and 2.5 assists in 33.9 minutes ... Team-leader in points, assists and rebounds ... Finished with double-digit points in 29 of 31 games, including the final 28 ... Ranked second in Conference USA in scoring ... One of only 12 sophomores in school history to score more than 400 points in a season ... Named Conference USA Player of the Week on Jan. 30 ... Freshman (2010-11): Named to the Conference USA All-Freshman Team ... Appeared in 27 games (9 starts), averaging 11.5 points, 2.1 rebounds and 1.9 assists in 24.9 minutes ... Finished 3rd among Conference USA freshman in scoring ... Scored 310 points, the third most by a Tulsa freshman ... Named Conference USA Freshman of the Week four times ... Scored in double-figures 16 times

PERSONAL: Father is Mike Clarkson, mother is Annette Davis and stepmother is Janie Clarkson ... Brother is Bear Clarkson, who plays collegiate basketball at Harris-Stowe State University ... Graduated with a degree from Missouri in Arts & Science ... Was a three-year letter winner and a three-year starter at Karen Wagner High School ... Was named the San Antonio High School Player of the Year as a senior ... Had his No. 22 jersey retired at Karen Wagner High School on Feb. 13, 2015 ... Did not play organized basketball until 9th grade, focusing instead on competing in track and field in the 400-, 200- and 100-meter sprints ... Ranked as the state of Texas' 4th-best prospect as selected by Texashoops.com ... Helped lead his Wagner High School team to a combined 105-14 record in three seasons ... Averaged 18.9 points, 6.1 rebounds 3.4 assists and 2.1 steals during his senior campaign while leading his team to a 38-2 record and semifinal loss in the state championship ... Soccer was his favorite sport as a child ... Heavily involved in Lakers charitable efforts, giving back through the Lakers Youth Foundation Casino Night, Season of Giving, Holiday Parties for Kids, Thanksgiving Dinner for the LAFD, Season of Giving Toys for Tots, Fit for Life Health Fair, Connect A Million Minds, Active Alliance Highway to Health Fair





DOUBLE-DOUBLES AS A LAKER (3)

Game	Date	Points	Assists	Rebounds
LAL @ PHI	3/30/15	26	11	6
LAL vs. NOP	4/11/15	18	10	7
LAL vs. IND	11/29/15	22	6	10

JORDAN CLARKSON'S TOP SCORING GAMES

Game	Date	Points
LAL vs. MIN	3/24/17	35
LAL vs. DEN	11/3/15	30
LAL @ OKC	3/24/15	30
LAL vs. PHI	3/12/17	30
LAL @ MEM	2/24/16	28
LAL vs. POR	4/3/15	27
LAL @ NOP	4/8/16	26
LAL vs. MIA	3/30/16	26
LAL vs. DAL	4/12/15	26
LAL @ PHI	3/30/15	26
LAL vs. GSW	3/6/16	25
LAL @ MEM	3/6/15	25
LAL @ CHO	12/20/16	25
LAL vs. HOU	10/26/16	25

LAKERS SINGLE GAME 3-PT FIELD GOALS MADE

Rank	Player	Opponent	Date	3FG
1	Kobe Bryant	vs. Seattle	1/7/03	12
2	Kobe Bryant	vs. Memphis	3/28/08	9
3	Kobe Bryant	@ Utah	3/22/05	9
4	Kobe Bryant	vs. Washington	3/28/03	9
5	Jordan Clarkson	vs. Minnesota	3/24/17	8
6	Nick Young	@ Cleveland	12/17/16	8
7	D'Angelo Russell	vs. Brooklyn	3/1/16	8
8	Jordan Farmar	vs. Sacramento	2/28/14	8
9	Kobe Bryant	@ Utah	3/16/07	8
10	Glen Rice	vs. Portland	5/5/99	8
11	Nick Van Exel	@ Dallas	3/4/97	8
12	Nick Van Exel	@ Denver	2/13/97	8
13	Nick Van Exel	@ Dallas	12/13/94	8



**LUOL
DENG**

9 | FORWARD





LUOL DENG

#9 . FORWARD . 6-9 . 220

BORN April 16, 1985 (South Sudan)	HIGH SCHOOL Blair Academy (Blairstown, NJ)	COLLEGE Duke	EXPERIENCE 13 Years Pro
--	---	------------------------	-----------------------------------

CAREER / PLAYOFF HIGHS

	CAREER			PLAYOFFS		
PTS	40	vs. Portland	11/1/10	33	vs. Miami	4/21/07
MIN	56	vs. New Orleans	12/2/13	57	vs. Detroit	5/13/07
FG	18	vs. Portland	3/26/07	14	vs. Miami	4/21/07
FGA	27	vs. New Orleans (twice)	12/2/13	23	vs. Brooklyn	4/25/13
3FG	6	vs. Boston	2/16/012	5	@ Charlotte	4/23/16
3FGA	9	@ Dallas (twice)	11/9/14	8	@ Charlotte	4/25/16
FT	11	vs. Detroit (3 times)	3/31/13	8	@ Cleveland (twice)	4/27/10
FTA	17	vs. Detroit	3/31/13	11	@ Cleveland	4/27/10
OFF. REB	7	vs. Atlanta (4 times)	1/4/14	6	vs. Detroit	5/13/07
DEF. REB	13	@ Boston (3 times)	1/13/12	14	@ Philadelphia	5/10/12
REB	20	vs. Milwaukee	11/3/09	17	@ Philadelphia	5/10/12
AST	11	@ Cleveland (twice)	11/30/13	7	vs. Indiana	4/26/11
STL	6	vs. Orlando	2/26/07	5	@ Atlanta	5/12/11
BLK	4	vs. Indiana (4 times)	2/24/10	3	@ Toronto (twice)	5/15/16

CAREER REGULAR SEASON STATISTICS

Year	Team	G	GS	MIN	FG	FGA	PCT	3FG	3FGA	PCT	FT	FTA	PCT	OFF	DEF	TOT	A	PF	DQ	STL	TO	BLK	PTS	AVG
04-05	CHI	61	45	1663	280	645	.434	31	117	.265	120	162	.741	92	230	322	135	98	0	48	118	27	711	11.7
05-06	CHI	78	56	2604	442	954	.463	21	78	.269	207	276	.750	127	389	516	147	128	1	72	105	50	1112	14.3
06-07	CHI	82	82	3071	630	1218	.517	1	7	.143	279	359	.777	148	431	579	204	167	1	97	153	48	1540	18.8
07-08	CHI	63	59	2128	429	896	.479	8	22	.364	204	265	.770	136	258	394	155	117	1	57	120	29	1070	17.0
08-09	CHI	49	46	1665	265	591	.448	8	20	.400	152	191	.796	80	215	295	94	85	1	60	72	25	690	14.1
09-10	CHI	70	69	2651	473	1014	.466	32	83	.386	252	330	.764	131	381	512	143	129	0	66	134	61	1230	17.6
10-11	CHI	82	82	3208	531	1155	.460	115	333	.345	253	336	.753	116	360	476	230	162	0	78	156	48	1430	17.4
11-12	CHI	54	54	2129	311	755	.412	79	215	.367	127	165	.770	77	273	350	157	81	0	56	96	36	828	15.3
12-13	CHI	75	75	2903	466	1093	.426	75	233	.322	230	282	.816	162	314	476	222	105	0	81	144	32	1237	16.5
13-14	CHIC/CL	63	63	2213	371	860	.431	57	189	.302	212	268	.791	99	262	361	183	111	0	62	114	9	1011	16.0
14-15	MIA	72	72	2421	369	787	.469	78	220	.355	191	251	.761	103	273	376	139	109	0	65	108	22	1007	14.0
15-16	MIA	74	73	2394	339	745	.455	88	256	.344	145	192	.755	108	335	443	140	122	0	74	81	29	911	12.3
16-17	LAL	56	49	1486	164	424	.387	51	165	.309	46	63	.730	63	232	295	74	61	0	48	43	20	425	7.6
TOTALS		879	825	30536	5070	11137	.455	644	1938	.332	2418	3140	.770	1442	3953	5395	2023	1475	4	864	1444	436	13202	15.0

CAREER POSTSEASON STATISTICS

Year	Team	G	GS	MIN	FG	FGA	PCT	3FG	3FGA	PCT	FT	FTA	PCT	OFF	DEF	TOT	A	PF	DQ	STL	TO	BLK	PTS	AVG
05-06	CHI	6	0	180	24	56	.429	1	5	.200	12	21	.571	8	21	29	3	13	0	5	5	4	61	10.2
06-07	CHI	10	10	410	88	168	.524	0	1	.000	46	57	.807	30	57	87	24	22	0	10	23	7	222	22.2
09-10	CHI	5	5	203	37	80	.463	1	12	.083	19	26	.731	8	17	25	7	15	0	6	3	4	94	18.8
10-11	CHI	16	16	687	98	230	.426	22	68	.324	52	62	.839	27	79	106	43	40	0	24	26	10	270	16.9
11-12	CHI	6	6	228	36	79	.456	8	22	.364	4	7	.571	8	42	50	9	10	0	5	10	9	84	14.0
12-13	CHI	5	5	224	32	84	.381	1	18	.056	4	10	.400	5	33	38	19	12	0	5	12	3	69	13.8
15-16	MIA	14	14	495	65	138	.471	24	57	.421	32	38	.842	19	64	83	22	24	0	13	24	9	186	13.3
TOTALS		48	42	1931	315	697	.452	33	126	.262	137	183	.749	86	249	335	105	112	0	55	79	37	800	16.7

HOW ACQUIRED: Signed by the Lakers as a free agent on July 7, 2016

2016-17: Played in 56 games (49 starts), posting averages of 7.6 points, 5.3 rebounds and 1.3 assists in 26.5 minutes ... Scored in double figures in 19 contests, including one game of 20+ points ... Scored a season-high 22 points 12/11 vs. NYK ... Grabbed 10+ rebounds six times and recorded five double-doubles ... Scored his 13,000th career point on 12/17 @ CLE ... Pulled down a season-high 14 rebounds 1/6 vs. MIA ... Led the team in steals on nine occasions ... Missed four games due to injury: one with right bicep tendonitis (1/5), one with rest (1/14) and two with a sprained right wrist (1/17-1/20) ... DNP-CD six times ... Inactive 16 times (3/3, 3/7-4/1, 4/7-4/9)





CAREER: Has played in 879 NBA regular season contests (825 starts) with the Chicago Bulls, Cleveland Cavaliers, Miami Heat and Los Angeles Lakers ... Holds career averages of 15.0 points, 6.1 rebounds, 2.3 assists and 1.0 steal in 34.7 minutes ... Signed by the Lakers as a free agent on July 7, 2016 after spending 2014-16 with the Miami Heat ... Signed by the Miami Heat as a free agent on July 7, 2016 ... Acquired by the Cleveland Cavaliers on Jan. 6, 2014 in exchange for Andrew Bynum, a 2014 first round draft pick, a 2015 second round draft pick, and a 2016 second round draft pick ... Drafted seventh overall by the Phoenix Suns in the 2004 NBA Draft and immediately traded to the Chicago Bulls for Jackson Vroman and a 2005 first round pick ... Concluded the 2016-17 season ranked 25th among active players in career points ... Two-time NBA All-Star (2012, 2013) ... J. Walter Kennedy Citizenship Award winner ... 2006-07 NBA Sportsmanship Award winner ... Second Team All-Defensive Team in 2013 ... First Team All-Rookie in 2005 and appeared in the Rookie Challenge ... Has twice led the NBA in minutes per game (2011-12, 2012-13) ... Scored in double figures in 677 games, including 231 games with at least 20 points, and has reached the 30-point mark 15 times ... Grabbed double-digit rebounds 120 times, including one 20-rebound outing ... Dished out 10+ assists three times ... Posted 115 career double-doubles ... Owns a consecutive games played streak of 108 games (4/2/10 - 1/21/12) ... Started 366 games in a row from 4/3/10 to 11/23/15 ... Played in 48 career NBA Playoff games, making 42 starts with averages of 16.7 points, 7.0 rebounds, 2.2 assists, and 1.2 steals in 40.2 minutes ... Reached double-figures in 41 postseason contests ... Played in two NBA All-Star Games, averaging 5.0 points, 1.0 rebounds, and 1.0 assists in 11.5 minutes ... Missed a total of 169 games: 133 due to injury, 18 DNP-CDs, and 18 inactives

2015-16: (Miami Heat): Appeared in 74 games (73 starts) for the Heat ... Averaged 12.3 points, 6.0 assists, 1.9 assists, and 1.0 steals in 32.4 minutes ... Led the Heat in minutes, three-point field goals made, and charges taken ... Scored in double-figures 47 times, reaching 20+ points nine times ... Scored a season-high 30 points at Atlanta on 2/19 ... Grabbed 10+ rebounds 13 times and recorded 13 double-doubles ... Had a stretch of five-straight double-doubles from 2/19-2/27 ... Scored his 12,000th career point on 11/23 vs. New York ... Grabbed a season-high 16 rebounds on 2/22 vs. Indiana ... Played and started 14 games for the Heat during the NBA Playoffs ... Averaged 13.3 points, 5.9 rebounds, and 1.6 assists ... Missed seven games due to injury (left hamstring strain, swollen right eye) ... One DNP-CD

2014-15: (Miami Heat): Played and started in 72 games and averaged 14.0 points, 5.2 rebounds, and 1.9 assists in 33.6 minutes ... Led the Heat in starts, minutes played, and three-point field goals ... Scored in double-figures 54 times, including 12 games with 20+ points, and one 30-point performance ... Grabbed 10+ rebounds five times and posted five double-doubles ... Scored a season-high 30 points at Dallas on 11/9, grabbed a season-high 11 rebounds on 3/27 at Atlanta, and played a season-high 42 minutes on 3/18 vs. Portland ... Missed six games due to injury (sprained wrist, right hand contusion, illness, left calf strain), and was a DNP-CD on four occasions

2013-14: (Chicago Bulls/Cleveland Cavaliers): Started all 63 games in which he appeared ... Tallied 16.0 points, 5.7 rebounds, 2.9 assists, and 1.0 assists in 35.1 minutes ... Won the NBA's J. Walter Kennedy Citizenship Award ... Reached double-figures 51 times, scoring 20+ points 18 times with one 30-point game ... Scored 20+ points in a career-long six consecutive games from 11/24-12/5 ... Grabbed 10+ rebounds eight times, for eight double-doubles ... Played 23 games for Chicago, averaging a team-leading 19.0 points, 6.9 rebounds, 3.7 assists, and 1.0 steals in 37.4 minutes ... Appeared in 40 games for Cleveland, tallying 14.3 points, 5.1 rebounds, and 2.5 assists in 33.8 minutes ... Set a career high in minutes (55:38) vs. New Orleans on 12/2 ... Scored a season-high 37 points vs. New Orleans ... Missed 13 games due to injury (sore left Achilles, flu-like symptoms, sprained left ankle, lower back soreness) and was a DNP-CD on three occasions

2012-13: (Chicago Bulls): Played 75 games (all starts) and averaged 16.5 points, 6.3 rebounds, 3.0 assists, and 1.1 steals in 38.7 minutes ... NBA All-Star for the second consecutive season ... Scored 10 points in the All-Star Game in 17 minutes ... Set single-season career highs in offensive rebounds, free throw percentage, and assists per game ... Led the NBA in minutes ... Scored in double-figures 66 times, with 22 games of 20+ points ... Grabbed 10+ rebounds 10 times and tallied nine double-doubles ... Hit the game-winning shot with 0:03.3 seconds left in overtime at Toronto on 1/16 ... Scored a season-high 33 points at New York on 1/11 ... Missed seven games due to injury (right hamstring, right hip)

2011-12: (Chicago Bulls): Started all 54 games in which he appeared ... Tallied 15.3 points, 6.5 rebounds, 2.9 assists, and 1.0 steals in 39.4 minutes ... Earned his first NBA All-Star honors as a reserve for the Eastern Conference ... Led the NBA in minutes per game ... Scored in double figures 43 times, with 20 games of 20+ points ... Grabbed 10+ rebounds eight times and handed out 10+ assists twice, for 10 double-doubles ... Scored the game-winning basket in overtime vs. Toronto on 3/24, and again vs. Atlanta on 1/3 ... Scored a season-high 26 points vs. Boston on 4/5 ... Missed five games due to injury (sore left wrist, bruised ribs), was a DNP-CD six times and a healthy scratch in the season finale

2010-11: (Chicago Bulls): Played and started in all 82 games ... Averaged 17.4 points, 5.8 rebounds, and 2.8 assists in 39.1 minutes ... Set Single-season career highs in minutes, assists, and three-point field goals made ... Ranked third in the NBA in minutes played, and fourth in minutes per game ... Scored in double-figures 73 times, with 26 games of 20+ points, including one 30-point effort and one 40-point outing ... Grabbed 10+ rebounds nine times, posting eight double-doubles ... Scored a career-high 40 points vs. Portland on 1/11

2009-10: (Chicago Bulls): Appeared in 70 games (69 starts) and averaged 17.6 points, 7.3 rebounds, and 2.0 assists in 37.9 minutes ... Set Single-season career highs in rebounds per game and blocks ... Reached double-figures 63 times, with 28 games of 20+ points and one 30-point effort ... Grabbed 10+ rebounds 14 times, including a 20-rebound outing ... Notched 13 double-doubles ... Recorded his first 20-20 game vs. Milwaukee on 11/3 with 24 points and 20 rebounds ... Scored a season-high 31 points vs. Indiana on 2/24 ... Missed 12 games due to injury (swollen left knee, left calf strain)

2008-09: (Chicago Bulls): Played in 49 games (46 starts), and tallied 14.1 points, 6.0 rebounds, 1.9 assists, and 1.2 steals in 34.0 minutes ... Led the Bulls in scoring nine times, and in rebounds seven times ... Reached double-figures 36 times, including 13 games with 20+ points ... Grabbed 10+ rebounds eight times, posting seven double-doubles ... Scored a season-high 28 points at Houston on 2/3 ... Missed 33 games due to injury (strained left hamstring, sprained left ankle, right tibia stress fracture)



2007-08: (Chicago Bulls): Appeared in 63 games (59 starts) and averaged 17.0 points, 6.3 rebounds, and 2.5 assists in 33.8 minutes ... Led the Bulls in scoring 17 times and in rebounds 13 times ... Scored in double-figures 55 times, with 26 games of 20+ points and two 30-point efforts ... Grabbed 10+ rebounds six times for six double-doubles ... Notched a season-high 32 points at Milwaukee on 4/14 and grabbed a season-high 13 rebounds at Charlotte on 1/2 ... Missed 19 games due to injury (lower back pains, left Achilles tendinitis)

2006-07: (Chicago Bulls): Started all 82 games ... Averaged 18.8 points, 7.1 rebounds, 2.5 assists, and 1.2 steals in 37.5 minutes ... Earned his first NBA Sportsmanship Award ... Set single-season career highs in games played, points, points per game, field goals made, field goal percentage, free throws made, defensive and total rebounds, and steals ... Reached double-figures 78 times, including a career-high 35 games with 20+ points and a career-best six 30-point outings ... Grabbed 10+ rebounds a career-high 18 times for a career-best 17 double-doubles ... Scored a season-high 38 points vs. Portland on 3/26

2005-06: (Chicago Bulls): Saw action in 78 games (56 starts) and averaged 14.3 points, 6.6 rebounds, and 1.9 assists in 33.4 minutes ... Scored in double-figures 59 times, including 15 games with 20+ points ... Grabbed 10+ rebounds 12 times for 11 double-doubles ... Had a streak of for consecutive double-doubles from 2/28-3/5 ... Scored a team-high 26 points at Miami on his birthday (4/16) to help the Bulls clinch a playoff berth ... Scored a season-high 28 points at Boston on 12/2 and grabbed a season-high 18 rebounds vs. the Clippers on 3/10 ... Missed four games due to injury (right knee contusion, concussion)

2004-05: (Chicago Bulls): Played in 61 games (45 starts) during his rookie season ... Averaged 11.7 points, 5.3 rebounds, and 2.2 assists in 27.3 minutes ... Earned First Team All-Rookie honors, ranking among rookie leaders in scoring (4th), assists (6th), minutes (6th), rebounding (7th), free throw percentage (8th), three-point field goal percentage (10th) and blocks (10th) ... Scored in double-figures 33 times, reaching 20+ points six times, with one 30-point outing ... Grabbed 10+ rebounds three times for three double-doubles ... Tallied a double-double in his NBA debut on 11/5 vs. New Jersey ... Scored a season-high 30 points at Dallas on 2/8 ... Missed 20 games due to injury (sprained right ankle, ligament tear in his right wrist)

COLLEGE: Played one season at Duke University, appearing in 37 games (32 starts) ... Averaged 15.1 points, 6.9 rebounds, 1.8 assists, 1.3 steals, and 1.0 blocks ... Third Team All-ACC, unanimous ACC All-Freshman selection ... Most Outstanding Player of the NCAA Atlanta Regional ... Led all ACC freshmen in scoring, rebounding, and field goal percentage ... ACC Rookie of the Week six times, second most in conference history ... Named to the National All-Freshman Team by The Sporting News, Basketball Times, Collegeinsider.com, and Rivals.com ... Early entry to the 2004 NBA Draft at the conclusion of his freshman year

PERSONAL: Son of Martha John and Aldo Deng ... Has three brothers and five sisters ... Has represented Great Britain internationally ... Is a two-time participant in the NBA Africa Game, serving as a co-captain of Team Africa in August 2017 ... Father served in the Sudanese parliament and was the country's Minister of Transportation before moving to Egypt to avoid Sudan's civil war ... Influenced by Manute Bol while in Egypt ... Moved to London, before moving to Blairstown, NJ, at age 14 to attend Blair Academy ... High school teammate of Charlie Villanueva ... Created the Luol Deng Foundation, which is dedicated to assisting those in need by providing resources and creating opportunities for a better way of life, with hope, integrity, and faith as values ... The foundation's wellness, educational, and recreational programs encourage and promote progress and improvement in his local community, in South Sudan, and all over the world ... Active with Save the Children and Deki, which works to reduce poverty in the developing world through ethical microloans ... Launched the DENG Academy alongside Nike, Evelyn Grace Academy, and Reforming Black Britain, to provide a stepping stone for those in South London and surrounding areas with grass roots development techniques and works to create opportunities both on and off the court ... Spearheaded projects such as DENG Camp and DENG Girls, the UK's first female-only elite basketball program ... Has participated in Basketball Without Borders five times ... Spokesman for the World Food Programme and Nothing But Nets initiative, providing insecticide-treated bed nets to help prevent malaria ... Received the Charles Lubin Award in 2006 for his dedication to community service ... Favorite sport other than basketball is soccer ... Is an Arsenal FC fan



TYLER ENNIS

10 | GUARD





TYLER ENNIS

#10 . GUARD . 6-3 . 194

BORN August 24, 1994 (Brampton, Ontario)	HIGH SCHOOL St. Benedict's Prep (Newark, NJ)	COLLEGE Syracuse	EXPERIENCE 3 Years Pro
---	---	----------------------------	----------------------------------

CAREER / PLAYOFF HIGHS

	CAREER	PLAYOFFS
PTS	20 vs. Minnesota 4/9/17	5 vs. Chicago 4/30/15
MIN	39 @ San Antonio (twice) 4/5/17	16 vs. Chicago 4/30/15
FG	8 @ San Antonio 4/5/17	2 vs. Chicago 4/30/15
FGA	15 vs. Portland 3/26/17	9 vs. Chicago 4/30/15
3FG	4 vs. Minnesota 4/9/17	1 vs. Chicago 4/30/15
3FGA	6 @ Golden State (twice) 3/4/16	5 vs. Chicago 4/30/15
FT	3 vs. LA Clippers (5 times) 3/21/17	- - -
FTA	4 @ Boston (3 times) 4/8/16	- - -
OFF. REB	3 vs. Phoenix 3/30/16	3 vs. Chicago 4/30/15
DEF. REB	4 @ Boston (5 times) 4/8/16	1 vs. Chicago 4/30/15
REB	6 @ Boston 4/8/16	4 vs. Chicago 4/30/15
AST	12 vs. Charlotte 3/26/16	3 vs. Chicago 4/30/15
STL	3 vs. Portland (twice) 3/26/17	- - -
BLK	1 @ Golden State (8 times) 4/12/17	- - -

CAREER REGULAR SEASON STATISTICS

Year	Team	G	GS	MIN	FG	FGA	PCT	3FG	3FGA	PCT	FT	FTA	PCT	OFF	DEF	TOT	A	PF	DQ	STL	TO	BLK	PTS	AVG
14-15	PHX-MIL	33	1	411	52	144	.361	12	43	.279	5	7	.714	7	28	35	73	36	0	18	42	5	121	3.7
15-16	MIL	46	7	654	84	187	.449	13	39	.333	25	34	.735	13	62	75	95	64	0	25	46	1	206	4.5
16-17	HOU-LAL	53	2	588	90	208	.433	27	70	.386	21	25	.840	9	36	45	86	58	0	25	45	2	228	4.3
TOTALS		132	10	1654	226	539	.419	52	152	.342	51	66	.773	29	126	155	254	158	0	68	133	8	555	4.2

CAREER POSTSEASON STATISTICS

Year	Team	G	GS	MIN	FG	FGA	PCT	3FG	3FGA	PCT	FT	FTA	PCT	OFF	DEF	TOT	A	PF	DQ	STL	TO	BLK	PTS	AVG
14-15	MIL	1	0	16	2	9	.222	1	5	.200	0	0	---	3	1	4	3	1	0	0	0	0	5	5.0
TOTAL		1	0	16	2	9	.222	1	5	.200	0	0	---	3	1	4	3	1	0	0	0	0	5	5.0

HOW ACQUIRED: Acquired by the Lakers along with the draft rights to Brad Newley from the Houston Rockets in exchange for Marcelo Huertas on February 23, 2017

2016-17: Appeared in 53 games (two starts) for the Lakers and Houston Rockets, averaging 4.3 points, 0.8 rebounds and 1.6 assists in 11.1 minutes ... Registered 7.7 points, 1.2 rebounds and 2.4 assists in 22 games with the Lakers ... Scored in double figures seven times ... Recorded new career highs with 20 points and four 3FG on 4/9 vs. MIN, also posting his first block since 12/2/15 ... Led the team in scoring twice ... Tallied 19 points 4/5 @ SAS ... Totaled 14 points, three rebounds, five assists and a career-high-tying three steals 3/26 vs. POR ... Made his Lakers debut on 2/26 vs. SAS, scoring five points in eight minutes ... In 31 games, averaged 1.9 points and 1.1 assists for HOU, prior to being acquired by L.A. ... Spent two games on the inactive list (2/23-2/24) ... DNP-CD 28 times

CAREER: Selected by Phoenix with the 18th overall pick in the 2014 NBA Draft ... Traded by Phoenix to Milwaukee as part of a three-team trade with Philadelphia on Feb. 19, 2015 ... Traded by Milwaukee to Houston in exchange for Michael Beasley on Sept. 22, 2016 ... Acquired by the Los Angeles Lakers along with the draft rights to Brad Newley in exchange for Marcelo Huertas on Feb. 23, 2017 ... Has appeared in 132 games (10 starts) with Phoenix, Milwaukee, Houston and the L.A. Lakers ... Owns career averages of 4.2 points, 1.2 rebounds and 1.9 assists in 12.5 minutes ... Has 15 career games with 10+ points, including one contest of 20+ points

2015-16: (Milwaukee Bucks): Appeared in 46 games (seven starts) for Milwaukee, averaging 4.5 points, 2.1 assists and 1.6 rebounds in 14.2 minutes ... Shot 44.9 percent from the floor, 33.3 percent from 3-point range and 73.5 percent from the line ... In seven games as a starter, averaged 5.9 points, 3.1 assists and 2.4 rebounds in 24.8 minutes ... Scored in double-figures seven times, six of which came over the final 18 games ... Recorded 10+ assists twice and 2+ steals eight times ... Missed six games: four while recovering from offseason surgery on his right shoulder (10/28-11/2), one with left shoulder soreness (12/4) and one due to illness (1/8) ... DNP-CD 24 times ... Inactive six times





TYLER ENNIS

2014-15: (Phoenix Suns/Milwaukee Bucks): Played in 33 games (one start), averaging 3.7 points, 2.2 assists and 1.1 rebounds in 12.5 minutes ... Shot 36.1 percent from the floor, 27.9 percent from 3-point range and 71.4 percent from the line ... In eight games for Phoenix, averaged 2.8 points and 1.8 assists in 7.3 minutes ... Traded to Milwaukee from Phoenix on Feb. 19, 2015 ... In 25 games (one start) for the Bucks, averaged 4.0 points, 2.4 assists and 1.1 rebounds in 14.1 minutes ... Had 11 assists in his first career start at Memphis 3/14 ... Scored in double-figures twice ... Recorded 2+ steals four times ... Appeared in Game 6 of Milwaukee's First Round Playoff series vs. Chicago, tallying six points, three assists and four rebounds ... **NBA D-League:** Was assigned to the Bakersfield Jam of the D-League for a total of nine games, averaging 18.4 points, 5.3 assists, 4.3 rebounds and 1.8 steals in 33.6 minutes per game while shooting 47.9 percent from the floor, 33.3 percent from 3-point range and 81.0 percent from the line

COLLEGE: Was an early entry candidate for the 2014 NBA Draft following his freshman season at Syracuse... Averaged 12.9 points, 5.5 assists, 3.4 rebounds and 2.0 steals ... Was part of an Orange team that started the season 25-0 ... Named USA Today All-America Second Team and earned All-ACC Second Team honors as well as ACC All-Freshman and All-Defensive team distinction ... Led the ACC in assists and steals ... Ranked sixth in the nation, and first among freshman, in assist-to-turnover ratio (3.60) ... Started all 34 games for the Orange ... Committed only 8 turnovers during the final five minutes of those games

PERSONAL: Born in Brampton, Ontario, a suburb of Toronto ... Has one daughter, Jordan, who was born in Summer 2017 ... Son of Tony McIntyre and Suzette Ennis McIntyre ... Has six siblings: Brandon, Dylan, Brittany, Dominique, Tyllon and Bryyson ... Notes becoming a father as his biggest accomplishment ... Lists his skill in Dance Dance Revolution as his hidden talent ... Favorite television show is Entourage ... Played at St. Benedict Prep in New Jersey and led the team to consecutive State Prep A championships... Named Gatorade New Jersey Player of the Year in 2001-12 ... Has competed for the Canadian National Team... Averaged a tournament-high 20.9 points per game at the 2013 FIBA U19 World Championship





DOUBLE DIGIT SCORING OUTINGS AS A LAKER (7)

Game	Date	FGM	FGA	Points
vs. Minnesota	4/9/17	7	9	20
@ San Antonio	4/5/17	8	14	19
vs. Portland	3/26/17	6	15	14
@ Golden State	4/12/17	5	12	14
@ Minnesota	3/30/17	4	8	12
vs. Washington	3/28/17	4	9	11
vs. Memphis	4/2/17	4	9	11

CAREER-BEST ASSISTING PERFORMANCES

Game	Date	Assists
MIL vs. CHO	3/26/16	12
MIL @ BOS	4/8/16	11
MIL @ MEM	3/14/15	11
MIL vs. BOS	4/15/15	8
MIL vs. CHI	4/3/16	8
LAL @ SAS	4/5/17	6
MIL vs. UTA	3/20/16	6
LAL @ GSW	4/12/17	5
LAL vs. MIN	4/9/17	5
LAL vs. POR	3/26/17	5
MIL vs. IND	4/13/16	5
MIL vs. MIA	3/9/16	5
MIL vs. SAS	3/18/15	5



**JOSH
HART**

5 | GUARD





JOSH HART

#5 . GUARD . 6-5 . 204

BORN March 6, 1995 (Silver Spring, MD)	HIGH SCHOOL Sidwell Friends (Washington, DC)	COLLEGE Villanova	EXPERIENCE Rookie
---	---	-----------------------------	-----------------------------

COLLEGIATE CAREER HIGHS

	CAREER	
PTS	37 vs.	Notre Dame 12/10/16
MIN	39 vs.	Seton Hall (twice) 3/12/16
FG	11 vs.	Wake Forest (twice) 11/18/16
FGA	21 vs.	Akron 11/22/15
3FG	6 vs.	Wake Forest 11/18/16
3FGA	10 vs.	Butler 2/22/17
FT	14 vs.	Notre Dame 12/10/16
FTA	14 vs.	Notre Dame 12/10/16
OFF. REB	7 @	Providence (twice) 2/6/16
DEF. REB	11 @	Georgetown 1/16/16
REB	14 vs.	Delaware 12/22/15
AST	10 vs.	St. Joseph's 12/3/16
STL	4 @	Xavier (3 times) 2/11/17
BLK	2 vs.	NC-Asheville (4 times) 3/18/16

COLLEGIATE CAREER STATISTICS

Year	Team	G	GS	MIN	FG	FGA	PCT	3FG	3FGA	PCT	FT	FTA	PCT	OFF	DEF	TOT	A	PF	DQ	STL	TO	BLK	PTS	AVG
13-14	Villanova	34	0	729	87	174	.500	26	83	.313	65	96	.677	62	89	151	30	83	2	19	19	9	265	7.8
14-15	Villanova	36	2	917	124	241	.515	52	112	.464	65	97	.670	65	96	161	53	77	1	40	38	14	365	10.1
15-16	Villanova	40	38	1255	230	448	.513	55	154	.357	103	137	.752	74	196	270	77	87	2	46	66	10	618	15.5
16-17	Villanova	36	35	1193	236	463	.510	74	183	.404	127	170	.747	52	179	231	106	81	0	56	72	10	673	18.7
TOTALS		146	75	4094	677	1326	.511	207	532	.389	360	500	.720	253	560	813	266	328	5	161	195	43	1921	13.2

HOW ACQUIRED: Acquired by the Lakers from the Utah Jazz along with the draft rights to Thomas Bryant in exchange for the draft rights to Tony Bradley (Selected by the Utah Jazz with the 30th overall pick in the 2017 NBA Draft)

COLLEGE: Appeared in 146 games (75 starts) at Villanova, averaging 13.2 points, 5.6 rebounds, 1.8 assists and 1.1 steals in 28.0 minutes ... Scored in double figures in 104 career games, including 22 games with 20+ points and two games with 30+ points ... Tallied 14 career double-doubles and one triple-double ... Senior (2016-17): Consensus First-Team All-American ... Julius Erving Small Forward of the Year Award winner ... NABC Division I All-America First Team ... USBWA District II Player of the Year and All-District II selection ... Big East Player of the Year and Big East Co-Defensive Player of the Year, in addition to an All-Big East First Team selection ... Finalist for the Naismith Award, Wooden Award and USBWA Player of the Year Award ... 2017 Big East Tournament MVP ... Appeared in 36 games (35 starts), averaging 18.7 points, 6.4 rebounds, 2.9 assists and 1.6 steals ... Ranked first in the Big East in points (18.7), fourth in field goal percentage (.510), fourth in rebounds (6.4) and seventh in steals (1.5) ... Had five double-doubles ... Recorded his only career triple-double on 12/3 vs. St. Joseph's with 16 points, 11 rebounds and 10 assists ... Scored in double figures in all 36 games, including 13 games of 20+ points ... Scored a career-high 37 points 12/10 versus Notre Dame ... Junior (2015-16): USBWA District II Player of the Year and All-District II selection ... NABC All-District 5 First Team selection ... All-Big East First Team selection ... Appeared in 40 games (38 starts), averaging 15.5 points, 6.8 rebounds, 1.9 assists and 1.2 steals per game ... Ranked second in the Big East in field goal percentage (.513), eighth in points (15.4) and ninth in rebounds (6.8) ... Had eight double-doubles ... Averaged 17.5 points and 8.0 rebounds per outing at the NCAA Final Four, leading the Wildcats to the National Championship ... Scored in double figures in 37 of 40 games, including six outings of 20+ points ... Sophomore (2014-15): Big East Sixth Man of the Year ... 2015 Big East Tournament MVP ... Appeared in 36 games (two starts), averaging 10.1 points, 4.5 rebounds, 1.5 assists and 1.1 steals ... Ranked second in the Big East in three-point field goal percentage (.442) ... Scored in double figures in 18 of 36 games ... Freshman (2013-14): Big East All-Rookie Team selection ... Big East Rookie of the Week on three occasions ... Appeared in 34 games, averaging 7.8 points and 4.4 rebounds

PERSONAL: Son of Moses and Pat Hart ... Has two older siblings, brother Moses and sister Aimee ... Member of the Lakers' championship entry at the 2017 NBA Las Vegas Summer League ... Graduated with a degree from Villanova in Communications ... Is an avid gamer ... Lists winning the NCAA Championship as his greatest accomplishment ... Favorite TV show is Game of Thrones ... Averaged 24.3 points, 13.4 rebounds and 2.8 steals per game as a senior at Sidwell Friends High ... First Team All-Met selection by the Washington Post



BRANDON INGRAM

14 | FORWARD



BRANDON INGRAM

#14 . FORWARD . 6-9 . 190

<u>BORN</u>	<u>HIGH SCHOOL</u>	<u>COLLEGE</u>	<u>EXPERIENCE</u>
September 2, 1997 (Kinston, NC)	Kinston (Kinston, NC)	Duke	1 Year Pro

CAREER / PLAYOFF HIGHS

	CAREER	PLAYOFFS
PTS	22 vs. San Antonio	2/26/17
MIN	42 vs. Charlotte	2/28/17
FG	10 vs. San Antonio	2/26/17
FGA	18 vs. Golden State	11/25/16
3FG	3 @ Detroit (3 times)	2/8/17
3FGA	6 vs. Indiana (twice)	1/20/17
FT	8 vs. Golden State	11/4/16
FTA	9 vs. Golden State	11/4/16
OFF. REB	4 @ Miami	12/22/16
DEF. REB	8 @ Cleveland (3 times)	12/17/16
REB	10 @ Cleveland	12/17/16
AST	9 @ Cleveland	12/17/16
STL	3 @ Golden State (3 times)	4/12/17
BLK	3 @ Washington (twice)	2/2/17

CAREER REGULAR SEASON STATISTICS

Year	Team	G	GS	MIN	FG	FGA	PCT	3FG	3FGA	PCT	FT	FTA	PCT	OFF	DEF	TOT	A	PF	DQ	STL	TO	BLK	PTS	AVG
16-17	LAL	79	40	2279	276	686	.402	55	187	.294	133	214	.621	60	256	316	166	158	1	50	116	36	740	9.4
TOTALS		79	40	2279	276	686	.402	55	187	.294	133	214	.621	60	256	316	166	158	1	50	116	36	740	9.4

HOW ACQUIRED: Selected by the Lakers with the second overall pick in the 2016 NBA Draft

2016-17: Appeared in 79 games (40 starts), averaging 9.4 points, 4.0 rebounds and 3.6 assists in 29.8 minutes ... Ranked eighth overall among rookies in points per game (9.4) ... Posted 36 double-figure point games, including two contests with 20+ points ... Led the team in blocks 19 times ... Became the fifth player in NBA history to total at least 150 assists, 50 three-pointers and 36 blocks in a season at the age of 19 or younger ... One of three players in NBA history to total at least 150 assists at the age of 19 while standing at 6-foot-9 or taller (Kevin Durant, Giannis Antetokounmpo) ... Had 11 points, five rebounds, five assists and three steals in the season finale on 4/12 @ GSW ... Returned from the first multi-game absence of his career to shoot 7-14 for 18 points on 4/1 at LAC ... Scored 21 points with five rebounds, three assists and two steals on 3/21 vs. LAC ... Totaled 18 points, six rebounds and a block on 3/19 vs. CLE ... Tied a career high with three steals on 3/12 vs. PHI ... Notched career highs with 22 points and 10 FGM on 2/26 vs. SAS ... Tied career highs with three 3FGM and three steals on 1/20 vs. IND ... Narrowly missed a triple-double on 12/17 at CLE, totaling 10 rebounds, nine assists, and nine points ... Made his first start on 11/23 @ GSW, totaling 16 points ... Tallied 12 points, six rebounds, three assists, and two steals on 11/4 vs. GSW, while accumulating a +/- rating of 23 ... Scored nine points and grabbed three rebounds in his NBA debut on 10/26 vs. HOU ... Missed three games with right patellar tendinitis (3/26-3/30)

COLLEGE: Consensus ACC Freshman of the Year in his lone collegiate season ... AP All-American Honorable Mention ... Consensus Second Team All-ACC selection ... USBWA Freshman All-America and All-District III honors ... NABC All-District II First Team recognition ... ACC Rookie of the Week four times ... Finalist for the Wayman Tisdale National Freshman of the Year Award ... Wayman Tisdale National Freshman of the Week once (1/12/16) ... One of five finalists for the Julius Erving Small Forward of the Year Award ... Named to the midseason Naismith Trophy watchlist ... Started 34 of his 36 games in 2015-16 ... Finished ranked sixth in the ACC in scoring (17.3), seventh in three-point percentage (.410) and minutes played (34.6), ninth in three-pointers per game (2.2), 10th in blocks (1.4), and 13th in rebounds (6.8) ... Led ACC freshman in scoring, rebounding, three-pointers per game, three-point percentage, minutes played, and double-doubles (eight) ... Duke's leading scorer in the NCAA Tournament, averaging 23.0 points to go along with 6.3 rebounds and 2.7 assists over three games, scoring at least 20 points in each contest ... Played 119 of a possible 120 minutes in the NCAA Tournament ... Led the Blue Devils in scoring nine times, in rebounding seven times, and in assists six times ... Hit double-figures in 31 of 36 games, with 14 games of 20+ points ... Blocked a career-high six shots 1/9/16 vs. Virginia Tech ... Finished in the top-five in Duke's freshman record books in a number of categories, including total points, points per game, double-figure scoring games, 20-point scoring games, field goals made, three-point field goals made, free throws made, total blocks, double-doubles, minutes played, and minutes per game

PERSONAL: Son of Donald and Joann Ingram ... Has an older brother, Donovan (who goes by 'Bo'), and an older sister, Brittany ... Donovan played basketball at South Plains College (2008-10) and UT Arlington (2010-12) ... Member of the Lakers' championship entry at the 2017 NBA Las Vegas Summer League ... Had a solo workout with the Lakers on June 18th, 2016 before being drafted by the team ... Member of USA Basketball's 2015 United States Junior National Select Team ... Participated in the 2015 McDonald's All-American Game and Nike Hoop Summit ... Parade All-American as a high school senior ... Also named North Carolina Basketball Coaches Association All-District First Team ... Played four years of high school basketball at Kinston, winning four straight 2A state championships, one of two players in history to win four consecutive North Carolina State Championships ... MVP of the state championship game as a senior ... Averaged 24.3 points, 10.4 rebounds, 3.6 assists, 3.0 blocks, and 1.6 steals per game as a prep senior ... ex-NBA player Jerry Stackhouse mentored him growing up ... Is an avid supporter of the team's community efforts, having participated in the Lakers Youth Foundation Casino Night, Thanksgiving Dinner for the LAFD and the Lakers Youth Foundation Golf Tournament ... Has also hosted school supply giveaways in his home town of Kinston, NC



**KYLE
KUZMA**
0 | FORWARD





KYLE KUZMA

#0 . FORWARD . 6-9 . 221

BORN July 24, 1995 (Flint, MI)	HIGH SCHOOL Bentley (Burton, MI)	COLLEGE Utah	EXPERIENCE Rookie
---	---	------------------------	-----------------------------

COLLEGIATE CAREER HIGHS

	CAREER		
PTS	26	@ Arizona State	1/7/17
MIN	47	@ California	2/2/17
FG	11	@ Arizona State (twice)	1/7/17
FGA	21	@ Washington	1/21/17
3FG	3	vs. California (5 times)	3/9/17
3FGA	5	vs. California (5 times)	3/9/17
FT	10	@ Colorado	2/23/17
FTA	12	@ Colorado (3 times)	2/23/17
OFF. REB	5	vs. Washington (7 times)	2/11/17
DEF. REB	16	vs. Northwest Nazarene	11/12/16
REB	19	vs. Northwest Nazarene	11/12/16
AST	9	vs. Montana State	12/1/16
STL	2	@ Washington St. (5 times)	1/18/17
BLK	3	vs. Boise State	3/14/17

COLLEGIATE CAREER STATISTICS

Year	Team	G	GS	MIN	FG	FGA	PCT	3FG	3FGA	PCT	FT	FTA	PCT	OFF	DEF	TOT	A	PF	DQ	STL	TO	BLK	PTS	AVG
14-15	Utah	31	0	252	36	79	.456	11	34	.324	20	36	.556	10	45	55	19	32	0	1	18	5	103	3.3
15-16	Utah	36	35	866	154	295	.522	13	51	.255	66	108	.611	64	142	206	51	73	0	12	71	16	387	10.8
16-17	Utah	29	29	894	182	361	.504	27	84	.321	85	127	.669	81	190	271	71	46	0	18	62	14	476	16.4
TOTALS		96	64	2012	372	735	.506	51	169	.302	171	271	.631	155	377	532	141	151	0	31	151	35	966	10.1

HOW ACQUIRED: Acquired by the Lakers from the Brooklyn Nets along with Brook Lopez in exchange for D'Angelo Russell and Timofey Mozgov (Selected by the Brooklyn Nets with the 27th overall pick in the 2017 NBA Draft)


COLLEGE: Appeared in a combined 96 games (64 starts) over three seasons at Utah, averaging 10.1 points, 5.5 rebounds and 1.5 assists in 21.0 minutes ... Reached double figures in scoring in 47 games, including 11 contests with 20+ points ... Recorded 19 double-doubles in his collegiate career ... Junior (2016-17): All-Pac-12 First Team and Pac-12 All-Defensive Honorable Mention selection ... USBWA All-District VIII Team ... Started all 29 games, averaging 16.4 points, 9.3 rebounds and 2.5 assists per game ... Ranked fourth in the Pac-12 in rebounds (9.3), fifth in points (16.4) and eighth in field goal percentage (.504) ... Scored in double figures in 26 of 29 games, including eight contests of 20+ points ... Had 15 double-doubles ... Scored a career-high 26 points 1/7 at Arizona State ... Pulled down a career-best 19 rebounds 11/12 versus Northwest Nazarene ... Sophomore (2015-16): Appeared in 36 games (35 starts), averaging 10.8 points, 5.7 rebounds and 1.4 assists per contest ... Scored in double figures in 19 of 36 games, including three games of 20+ points ... Had four double-doubles ... Freshman (2014-15): Averaged 7.4 minutes in 31 appearances with the Utes as a freshman, averaging 3.3 points and 1.8 rebounds per game

PERSONAL: Son of Karri and Larry Kuzma ... Has two younger siblings, brother Andre and sister Briana ... Became the first Lakers player to be named NBA Las Vegas Summer League Championship MVP in 2017 after recording 30 points and 10 rebounds in the final game of the tournament ... Earned a degree from Utah in Sociology ... Cites graduating college as his greatest personal achievement ... Is most looking forward to playing against LeBron James in the NBA ... Lists bowling as his favorite off-the-court activity and claims to have an average score of 190 ... Would likely be coaching basketball if he wasn't in the NBA ... Favorite musician is Drake ... Averaged 22 points and seven rebounds as a senior at Bentley High ... Participated in the team's annual Camp Lakers event in June, just days after being drafted



BROOK LOPEZ

11 | CENTER





BROOK LOPEZ

#11 . CENTER . 7-0 . 268

BORN April 1, 1988 (Los Angeles, CA)	HIGH SCHOOL San Joaquin Memorial (Fresno, CA)	COLLEGE Stanford	EXPERIENCE 9 Years Pro
---	--	----------------------------	----------------------------------

CAREER / PLAYOFF HIGHS

	CAREER		PLAYOFFS
PTS	39 @ Detroit	4/6/11	28 vs. Chicago
MIN	53 vs. Oklahoma City	12/1/10	51 @ Chicago
FG	17 @ Dallas	2/28/12	11 vs. Atlanta (twice)
FGA	28 vs. Toronto (twice)	1/30/15	20 vs. Chicago (3 times)
3FG	7 vs. Miami	1/25/17	1 @ Chicago
3FGA	14 vs. Miami	1/25/17	1 @ Chicago
FT	14 vs. Oklahoma City	12/1/10	8 vs. Atlanta
FTA	17 vs. Oklahoma City	12/1/10	12 vs. Atlanta
OFF. REB	10 vs. Toronto (twice)	4/3/15	8 vs. Chicago
DEF. REB	14 vs. San Antonio	12/3/14	9 vs. Atlanta
REB	20 vs. Charlotte	4/13/09	14 @ Atlanta
AST	8 @ Philadelphia (twice)	12/18/16	3 vs. Atlanta
STL	4 @ Portland (3 times)	2/23/16	2 vs. Atlanta (4 times)
BLK	8 vs. Milwaukee (twice)	2/15/17	7 @ Chicago

CAREER REGULAR SEASON STATISTICS

Year	Team	G	GS	MIN	FG	FGA	PCT	3FG	3FGA	PCT	FT	FTA	PCT	OFF	DEF	TOT	A	PF	DQ	STL	TO	BLK	PTS	AVG
09-10	NJN	82	75	2501	448	844	.531	0	2	.000	172	217	.793	225	440	665	86	257	7	44	147	151	1068	13.0
10-11	NJN	82	82	2869	644	1129	.499	0	2	.000	416	509	.817	270	439	709	187	251	2	55	204	139	1542	18.8
11-12	NJN	5	5	136	38	77	.494	0	0	---	20	32	.625	8	10	18	6	8	0	1	6	4	96	19.2
12-13	BRK	74	74	2253	570	1094	.521	0	1	.000	297	392	.758	208	304	512	70	152	0	33	131	154	1437	19.4
13-14	BRK	17	17	533	129	229	.563	0	1	.000	94	115	.817	39	63	102	16	52	0	9	28	30	352	20.7
14-15	BRK	72	44	2100	506	987	.513	1	10	.100	223	274	.814	214	321	535	50	206	0	43	104	126	1236	17.2
15-16	BRK	73	73	2457	591	1157	.511	2	14	.143	317	403	.787	204	369	573	147	215	2	58	175	124	1501	20.6
16-17	BRK	75	75	2222	555	1172	.474	134	387	.346	295	364	.810	121	282	403	176	192	2	38	184	124	1539	20.5
TOTALS		562	527	18118	4044	7998	.506	137	418	.328	2219	2795	.794	1486	2519	4005	867	1573	15	328	1155	972	10444	18.6

CAREER POSTSEASON STATISTICS

Year	Team	G	GS	MIN	FG	FGA	PCT	3FG	3FGA	PCT	FT	FTA	PCT	OFF	DEF	TOT	A	PF	DQ	STL	TO	BLK	PTS	AVG
12-13	BRK	7	7	263	58	123	.472	1	1	1.000	39	44	.886	29	23	52	10	20	0	6	16	21	156	22.3
14-15	BRK	6	6	234	43	87	.494	0	0	---	33	40	.825	20	34	54	5	18	0	4	6	13	119	19.8
TOTALS		13	13	497	101	210	.481	1	1	1.000	72	84	.857	49	57	106	15	38	0	10	22	34	275	21.2

HOW ACQUIRED: Acquired by the Lakers from the Brooklyn Nets along with the draft rights to Kyle Kuzma in exchange for Timofey Mozgov and D'Angelo Russell on June 22, 2017

2016-17: Played in 75 games (all starts), averaging 20.5 points, 5.4 rebounds, 2.3 assists and 1.7 blocks in 29.6 minutes ... Reached double figures in scoring 71 times, including 46 contests with 20+ points and 7 games with 30+ points ... Led the team in scoring on 45 occasions ... Had two double-digit rebounding performances with two double-doubles ... Finished the season ranked eighth in the league in blocks per game (1.7) ... One of five players this season to average at least 20.0 points, 5.0 rebounds and 1.5 blocks per game (Giannis Antetokounmpo, Anthony Davis, Kevin Durant, Joel Embiid) ... Converted a career-high 134 three-pointers on the year, after making only three in his first eight seasons ... One of five centers in NBA history to convert at least 125 three-pointers in a single season (DeMarcus Cousins, Channing Frye, Spencer Hawes, Mehmet Okur) ... Knocked down a career-best seven three-pointers to go along with 33 points 1/25 vs. MIA ... Recorded a season-high 36 points with a career-high-tying eight blocks 2/15 vs. MIL ... That block total tied for the NBA's single-game high this season ... Was one of five players to record 30+ points and 5+ blocks in a game this season (Giannis Antetokounmpo, DeMarcus Cousins, Anthony Davis, Hassan Whiteside) ... One of 15 players in NBA history with 30+ points and 8+ blocks in a single game ... Was one of just three players to register eight blocks in a game in 2016-17 (Rudy Gobert, Robin Lopez) ... Recorded 34 points, 11 rebounds and two steals 11/2 vs. DET ... Notched second double-double of the season with 30 points, 10 rebounds, three assists and three blocks 11/15 @ LAL ... Missed seven games: one game due to sprained right ankle (3/10) and six games due to rest (10/29, 11/14, 12/20, 1/15, 1/27, 4/12)

CAREER: Drafted tenth overall by the New Jersey Nets in the 2008 NBA Draft ... Acquired by the Lakers from the Brooklyn Nets along with the draft rights to Kyle Kuzma in exchange for Timofey Mozgov and D'Angelo Russell on June 22, 2017 ... One-time NBA All-Star (2013) ... Has appeared in 562 games (527 starts) ... Holds career averages of 18.6 points, 7.1 rebounds, 1.5 assists and 1.7 blocks in 32.2 minutes ... Is Brooklyn's all-time leader in points (10,444), blocks (972), and field goals (4,044) ... First Team All-Rookie in 2009 and appeared in the Rookie Challenge ... Has scored in double figures in 495 career games, including 257 contests with 20+ points and 39 contests with 30+ points ... Grabbed double digit rebounds 125 times, including one 20-rebound outing ... Totaled 117 double-doubles in his career ... Has averaged at least 13 points per game in each of his nine NBA seasons ... Played in 13 career NBA Playoff games, making 13 starts with averages of 21.2 points, 8.2 rebounds, 1.2 assists and 2.6 blocks in 38.2 minutes ... Reached double figures in all 13 postseason contests, going along with five double-doubles





BROOK LOPEZ

2015-16: (Brooklyn Nets): Appeared in 73 games (all starts), averaging a career-best 20.6 points, 7.8 rebounds, 2.0 assists and 1.7 blocks in 33.7 minutes ... Led or tied for the team lead in blocks 47 times, points 46 times, rebounds 21 times and steals 12 times ... Named Eastern Conference Player of the Week (week of 12/28-1/3) for the third time in his career after averaging 26.7 points, 13.3 rebounds and 2.3 blocks in 37.5 minutes ... Finished fifth in the league in points in the paint per game (12.2), seventh in second chance points per game (3.4) and ninth in blocks (1.7) ... Recorded 26 double-doubles ... Became the only player in Nets history to average 20.0 points, 7.0 rebounds and 1.5 blocks in a season while shooting .500 or better from the field ... Was one of two players in the league this season to average 20.0 points, 7.0 rebounds and 1.5 blocks (Anthony Davis) ... Finished second in the league in FG% among players who averaged 15.0+ field goal attempts per game (trailing only LeBron James) ... Totaled 29 points, nine rebounds and a season-high-tying six assists 3/22 vs. CHA, marking the first time in his career that he led or tied for the team lead in points, rebounds and assists in the same game ... Registered 35 points (13-of-17 FG, 9-of-9 FT) and a season-high seven blocks 3/8 @ TOR, becoming the first player in Nets history to record 35+ points and five or more blocks in the same game ... Also became just the third player since 1983-84 to score 35+ points, shoot .750 or better from the field and block seven or more shots in the same game (Shaquille O'Neal and David Robinson) ... Posted a season-high 36 points (30 points in the paint), 10 rebounds and a career-high-tying four steals 2/23 @ POR, marking the most points in the paint scored by a Net in a game since points in the paint became an official stat in the 1996-97 season ... Converted a tip-in off a missed layup with 0.4 seconds left in overtime to propel the Nets to a 121-120 victory 3/4 @ DEN, marking his third-career go-ahead shot with less than three seconds remaining in a fourth quarter or OT period ... Scored in double figures 69 times, including 20+ points 41 times and 30+ points on six occasions ... Missed seven games: one due to illness (3/19) and six due to rest (4/3-4/13) ... DNP-CD two times

2014-15: (Brooklyn Nets): Appeared in 72 games (44 starts), averaging 17.2 points, 7.4 rebounds and 1.8 blocks in 29.1 minutes per game ... Scored in double figures 61 times, including 25 games of 20+ points and seven games of 30+ points ... Was named Eastern Conference Player of the Week for the first two times in his career (weeks of 3/23-29 and 3/30-4/5), becoming the only player in the NBA this season to capture the award in consecutive weeks ... Finished 10th in the league in blocks per game (1.8) ... Was one of three players to average 19.0+ points, 9.0+ rebounds and 1.5+ blocks per game after the All-Star break (Anthony Davis, DeMarcus Cousins) ... Was one of three players this season to post multiple 30/10/3 games (Anthony Davis with nine, DeMarcus Cousins with four) ... Recorded seven straight games of 20+ points (3/20-3/31), marking the second-longest streak of 20+ point games of his career (career-best 11 straight games from 2/26-3/21/11) ... Totaled a season-high 35 points, 12 rebounds, three blocks and three steals 1/30 vs. TOR, becoming the first Net since at least 1985-86 and the first NBA player since Paul Pierce (3/26/12) to post 35+ points, 10+ boards, 3+ steals and 3+ blocks in the same game ... Matched his career-high with 10 offensive rebounds 4/6 vs. POR ... Totaled a career-high four steals on 4/15 vs. ORL ... Made a game-winning shot with 2.0 seconds left to give the Nets a 100-98 win 4/1 @ NYK ... Recorded 32 points, a season-high 18 rebounds and five blocks on 3/20 vs. MIL, marking the NBA's only 30/15/5 game of the season and the only 30/15/5 game since at least 1985-86 in Nets' history ... Became the first Net since Derrick Coleman in 1991-92 to average 17+ points, 7.0+ rebounds and 1.5 blocks per game while shooting better than .500 from the field ... Missed 10 games due to injury: two games with a right midfoot sprain (10/29-11/1) and eight games with a strained lower back (12/8-12/21)

2013-14: (Brooklyn Nets): Appeared in 17 games (all starts), averaging 20.7 points, 6.0 rebounds and 1.8 blocks in 31.4 minutes ... Scored in double figures 17 times, including 11 games of 20+ points ... Scored a season-high 32 points on 11-of-13 shooting (10-11 from the free throw line) 12/1 @ MIL ... Matched a Nets' season-high with five blocked shots 11/13 @ SAC and 11/3 @ ORL ... Suffered a season-ending injury 12/20 @ PHI ... Missed 65 games due to injury: 56 games with a fractured right foot (12/23-4/16) and nine games with a sprained left ankle (11/16-11/27, 12/13-12/16)

2012-13: (Brooklyn Nets): 2013 NBA All-Star ... Played in 74 games (all starts), averaging a team-best 19.4 points, 6.9 rebounds and 2.1 blocks per game ... Finished the season ranked fifth in the NBA for player efficiency rating (24.7), seventh in blocks per game (2.1) and 10th in points per game (19.4) ... Recorded 12 double-doubles ... Tallied 20+ points in 36 games including three games with 30+ points ... Led the team in scoring in 32 games ... Scored a game-high 29 points with 11 rebounds 4/9 vs. PHI ... Scored 28 points (8-10 FT) 4/4 vs. CHI ... Scored a game and season-high 38 points with 11 rebounds and two blocks 3/20 @ DAL ... Recorded game-highs of 30 points and three blocks while adding 11 rebounds 2/5 vs. LAL ... Recorded game-highs of 27 points and 13 rebounds 1/4 @ WAS ... Scored 35 points with a team-high 11 rebounds 12/9 vs. CLE ... Missed seven games with a mild sprain in his right foot (11/30-12/12) ... DNP-CD once (4/15)

2011-12: (New Jersey Nets): Appeared in five games (all starts), averaging 19.2 points, 3.6 rebounds and 1.2 assists in 27.2 minutes ... Shot .494 (38-77 FG) from the field and .625 (20-32 FT) from the line ... Recorded a season-high 38 points (17-28 FG) and six boards 2/28 @ DAL ... Missed 60 games due to injury: 32 with a broken right foot (12/26-2/18), 10 with a sprained right ankle (3/6-3/21) and 18 with a right foot injury (3/23-4/26)

2010-11: (New Jersey Nets): Appeared in 82 games (all starts), averaging 20.4 points, 6.0 rebounds, 1.6 assists and 1.5 blocks in 35.2 minutes ... Shot .492 (644-1,309 FG) from the field and .787 (385-489 FT) from the line ... Tallied nine double-doubles ... Scored in double figures in 76 games, including 45 contests of 20+ points and 10 games with 30+ points ... Led the team in scoring in 51 games ... Finished the season ranked 17th in the NBA in points per game (20.4) and 16th in blocks per game (1.5) ... Ranked third among NBA centers in scoring ... Scored 31 points (12-23 FG) 4/11 vs. CHA ... Tallied first double-double of season with 28 points and 11 boards in career-high 53 minutes 12/1 vs. OKC ... Recorded 36 points (14-24 FG) in 38 minutes 11/30 @ NYK

2009-10: (New Jersey Nets): Appeared in 82 games (all starts), averaging 18.8 points, 8.6 rebounds, 2.3 assists and 1.7 blocks in 36.9 minutes ... Became the first center in Nets history to start in all 82 games ... Was the only player in the NBA to average at least 18.5 points, 8.5 rebounds and 1.5 blocks per game ... One of only four players to lead their team in points, rebounds and blocks ... Participated as a sophomore in the T-Mobile Rookie Challenge during the 2010 All-Star Weekend ... Recorded 76 games scoring in double figures, including 38 games of 20+ points and three games scoring 30+ points ... Registered 34 double-figure rebounding games and 33 double-doubles ... Led or tied the Nets in scoring 34 times ... Recorded 37 points (14-17 FG) and 10 rebounds 3/26 vs. DET ... Recorded sixth consecutive double-double with 23 points and 10 boards in 38 minutes 12/16 vs. UTA ... Scored 26 points with a season-high 16 rebounds and five blocks in 46 minutes 11/17 vs. IND





2008-09: (New Jersey Nets): Appeared in all 82 games (75 starts), averaging 13.0 points, 8.1 rebounds, 1.0 assist and 1.8 blocks in 30.5 minutes ... Was the only Nets player to appear in each of the team's games ... Shot .531 (448-844 FG) from the field (first among rookies) and .793 (172-217 FT) from the line (fifth among rookies) ... Selected to NBA All-Rookie First Team ... Finished third in NBA Rookie of the Year voting (Derrick Rose, O.J. Mayo) ... Set the Nets all-time rookie blocks record (151) ... Named to the Rookie Team for the T-Mobile Rookie Challenge during the 2009 All-Star Weekend ... Recorded 55 games scoring in double figures, including 13 games scoring 20+ points and one game scoring 30+ points ... Tallied 23 games with 10+ rebounds and a Nets rookie center record 18 double-doubles ... Named Eastern Conference Rookie of the Month in consecutive months (January & February) ... Notched 18 points and a career-high 20 rebounds in 35 minutes 4/13 vs. CHA ... Tallied 23 points, eight assists, three steals and three blocks 3/18 at NYK ... Registered 22 points and 12 rebounds 2/3 vs. MIL ... Posted 24 points and 17 rebounds with four blocks in 38 minutes 1/31 @ PHI ... Recorded a season-high 31 points on 10-of-17 shooting and 13 rebounds 1/12 vs. OKC ... Recorded 22 points (11-16 FG), 13 rebounds and a season-high-tying five blocks vs. MIA on 12/20 ... Become first Nets' rookie since Derrick Coleman in 1991 to achieve 20+ points, 10+ rebounds and 5+ blocks in a game ... Recorded his first career double-double with 15 points and 13 rebounds 11/18 vs. CLE ... In first career start vs. ATL on 11/14, scored 25 points, including 18 in the first half, on 11-of-17 shooting with nine rebounds and four blocks ... Made his NBA debut 10/29 @ WAS, tallying eight points, eight rebounds and two blocks

COLLEGE: Averaged 16.0 points, 7.1 rebounds and 1.91 blocks per game in 53 career games (45 starts) for Stanford ... Finished collegiate career as Stanford's fifth all-time leader in blocked shots (101) ... Posted 11 career double-doubles, including one triple-double, which is the only triple-double in Stanford men's basketball history ... Scored 20 or more points 18 times, topping the 30-point mark in four contests ... Sophomore (07-08): Earned Third Team All-America honors from The Associated Press and the NABC as a sophomore ... Also named First Team All-Pac-10 and earned league All-Defensive Team honors ... As a sophomore, averaged 19.3 points and 8.2 rebounds in 27 games (25 starts) ... Ranked fourth in the NCAA in points (19.3), fifth in rebounds (8.2), third in blocks (2.1) and seventh in field goal percentage (.468) ... Posted nine double-doubles ... Freshman (06-07): Played in 26 games (19 starts), averaging 13.1 points, 6.2 rebounds and 1.9 blocks in 25.7 minutes ... Earned Honorable Mention All-Pac-10 and All-Freshman Team honors as a freshman ... Ranked fourth in the NCAA in blocks (1.7) and fifth in field goal percentage (.496) ... Established a career-high with 31 points and grabbed 13 rebounds at Washington on 1/31 ... Recorded the first triple-double in school history with 18 points, 11 rebounds and single-game record 12 blocked shots vs. USC on 1/25/07

PERSONAL: Has three brothers: Robin (Brook's twin brother, former college teammate at Stanford and current center for the Chicago Bulls), Chris and Alex ... Alex played college basketball at Washington and Santa Clara ... Mother, Deborah Ledford, was an Olympic swimmer who competed at Stanford ... Has a cat, Poupin ... Was a high school teammate of current Chicago Bulls forward Quincy Pondexter while at San Joaquin Memorial High School, where he also played with brother Robin ... Lists his favorite basketball players growing up as Tim Duncan, Kevin Garnett and Magic Johnson ... Enjoys writing and drawing in his free time and would like to be a writer/imagineer for Disney if he wasn't in the NBA ... Lists himself as an aspiring playwright ... His favorite sports team is the Detroit Tigers and his favorite athlete in another sport is Ken Griffey Jr. ... His favorite holiday is April Fool's Day (which is also his birthday) ... Favorite vacation spot is Disneyland ... Lists his favorite television show as The Simpsons ... Has run a basketball camp, Brook Lopez Pro Basketball Camp, at Queens College ... Favorite movie is Return of the Jedi ... Favorite musical artist is Michael Jackson



LARRY NANCE JR.

7 | FORWARD



LARRY NANCE JR.



#7 . FORWARD . 6-9 . 230

BORN January 1, 1993 (Akron, OH)	HIGH SCHOOL Revere (Richfield, OH)	COLLEGE Wyoming	EXPERIENCE 2 Years Pro
---	---	---------------------------	----------------------------------

CAREER / PLAYOFF HIGHS

	CAREER		PLAYOFFS
PTS	18 @ Boston (twice)	2/3/17	- - -
MIN	40 vs. Memphis	4/2/17	- - -
FG	8 vs. Chicago (twice)	11/20/16	- - -
FGA	13 @ Boston	2/3/17	- - -
3FG	2 vs. Philadelphia	3/12/17	- - -
3FGA	3 @ Golden State (twice)	4/12/17	- - -
FT	9 @ Milwaukee	2/10/17	- - -
FTA	10 @ Milwaukee	2/10/17	- - -
OFF. REB	6 vs. Minnesota (4 times)	4/9/17	- - -
DEF. REB	10 vs. Phoenix	1/3/16	- - -
REB	14 vs. Memphis (3 times)	4/2/17	- - -
AST	6 vs. Minnesota	4/9/17	- - -
STL	6 @ Indiana (twice)	11/1/16	- - -
BLK	3 @ Oklahoma City (5 times)	2/24/17	- - -

CAREER REGULAR SEASON STATISTICS

Year	Team	G	GS	MIN	FG	FGA	PCT	3FG	3FGA	PCT	FT	FTA	PCT	OFF	DEF	TOT	A	PF	DQ	STL	TO	BLK	PTS	AVG
15-16	LAL	63	22	1266	158	300	.527	1	10	.100	32	47	.681	101	211	312	44	124	0	54	41	23	349	5.5
16-17	LAL	63	7	1442	190	361	.526	10	36	.278	59	80	.738	120	249	369	96	149	0	82	56	39	449	7.1
TOTALS		126	29	2708	348	661	.526	11	46	.239	91	127	.717	221	460	681	140	273	0	136	97	62	798	6.3

HOW ACQUIRED: Selected by the Los Angeles Lakers with the 27th overall selection of the 2015 NBA Draft

2016-17: Suited up in 63 games (seven starts), posting averages of 7.1 points, 5.9 rebounds, 1.5 assists and 1.3 steals in 22.9 minutes ... Registered seven double-doubles on the season ... Scored 10+ points in 19 contests ... Recorded 10+ rebounds 11 times ... Corralled a career-high-tying 14 rebounds 4/2 vs. MEM ... Led the team in rebounding 14 times ... Paced the team in steals on 16 occasions, including a career-high six steals 11/1 @ IND ... Was one of only seven forwards in the NBA to tally 6+ steals in a game ... Led the team in blocks on 19 occasions, recording a career-best three blocks four times throughout the year ... Had 13 points, 11 rebounds, two assists and three steals in the season finale on 4/12 @ GSW ... Recorded a double-double with 10 points, 10 rebounds and a career-high six assists on 4/9 vs. MIN ... Totaled 15 points and nine boards in a win over the Spurs on 4/5 @ SAS ... Tallied his fifth double-double of the year with 12 points and 14 rebounds in a career-high 40 minutes on 4/2 vs. MEM ... Netted 13 points, seven rebounds and five assists on 3/24 vs. MIN ... Notched 13 points, eight rebounds and a 15 +/- on 3/9 @ PHX ... Tied career highs in offensive rebounds (6) and blocks (3) on 2/24 @ OKC ... Set a career high in free throws by going 9-10 on 2/10 @ MIL ... Notched a career-high-tying 18 points to go with 11 rebounds and a career-high four assists 2/3 @ BOS ... Had a 12-point/11-rebound double-double and a +18 rating 11/30 at CHI ... Recorded his first double-double of the season with 12 points and 10 rebounds 11/27 vs. ATL, finishing at +25 on the night ... Notched a career-high 18 points on 11/20 vs. CHI ... Scored 14 points (7-9 FG) with seven rebounds 11/2 at ATL ... Tied a career-high with six steals 11/1 at IND ... Missed 18 games due to injury: one with a concussion (11/8), one with a right knee contusion (12/3) and 16 with a left knee bone bruise (12/22-1/20)

CAREER: One of only 20 forwards in the NBA to record 3+ steals in 15 contests since he entered the league in 2015-16 ... Also ranks as one of only 60 NBA forwards since 1983-84 to accomplish the feat in their first two seasons ... Has appeared in 126 games (29 starts), posting career averages of 6.3 points, 5.4 rebounds, 1.1 assists and 1.1 steals in 21.5 minutes ... Scored 10+ points in 28 career games and grabbed 10+ rebounds 16 times ... Owns 10 career double-doubles

2015-16: Played in 63 games (22 starts) and averaged 5.5 points, 5.0 rebounds, 0.7 assists, 0.86 steals and 0.37 blocks in 20.1 minutes ... Reached double-figures in scoring nine times ... Had five games of 10+ rebounds ... Tallied three double-doubles ... Finished 3rd among rookies in FG% (.527) and 10th in rebounds per game (5.0) ... Recorded a career-high six steals 1/14 at GSW, becoming the first Lakers rookie since Eddie Jones (11/8/1994 at NYK) to have at least six takeaways in a game ... Grabbed six offensive rebounds 1/1 vs. PHI, and followed up the next game with 10 defensive caroms 1/3 vs. PHX, marking career-bests ... Had 15 points and 14 rebounds on 7-10 shooting 1/3 vs. PHX ... Notched third career double-double with 10 points and 11 rebounds 1/10 vs. UTA ... Tied a career-high with three blocks 3/18 vs. PHX ... Scored six points with five rebounds in his NBA debut 11/6 at BKN ... Went a perfect 6-6 from the field for 13 points with three rebounds 11/11 at ORL ... Made first career start 12/7 at TOR, totaling six points, six rebounds and three blocks ... Had a career-high 17 points (8-12 FG) with 11 rebounds and two steals 12/27 at MEM ... Missed 14 total games: One with tendonitis in the right knee (10/28), and 13 as result of a sore right knee (1/17-1/23, 1/31-2/10, 3/2, 3/22, 4/5) ... DNP-CD three times ... Inactive twice





COLLEGE: Finished 5th in Wyoming history in steals (141) and blocks (135), 8th in games played (123), 9th in rebounds (807) and blocks per game (1.1), 13th in games started (90), and 16th in points (1,386) ... Became the 33rd Cowboy to reach 1,000 career points ... Posted 63 double-figure point games, including 17 games with more than 20 points, and 18 double-doubles for his career ... Senior (2014-15): Led Wyoming to a Mountain West tournament title and its first NCAA tournament since 2001-02 ... Named to the All-Mountain West First Team, All-Defensive Team and was Mountain West co-Defensive Player of the Year ... Selected to the Mountain West All-Tournament team ... In 31 games, averaged 16.1 points, 7.2 rebounds, 2.5 assists, 1.2 blocks, and 1.2 steals in 34.9 minutes ... Notched seven double-doubles during the season, including 25 games in double-figure points and seven games with double-figure rebounds ... Had 10 games with 20 or more points, including a season-high 31 points 12/23 at Montana State ... Junior (2013-14): Started 26 games for Wyoming before suffering a season-ending torn ACL in his right knee against Fresno State on 2/18 ... Despite the shortened season, named to the All-MW First Team, Wyoming's first since 2008-09, and to the MW All-Defensive Team ... Notched nine games with double-figure rebounds and eight double-doubles ... Top season performance was a career-high 38 points, 12 rebounds, and two steals in 40 minutes at Denver 12/15 ... Sophomore (2012-13): Started 33 games for Wyoming in 2012-13, missing just one contest with a wrist injury ... Averaged 10.7 points, 6.9 rebounds, 1.3 steals, 1.2 assists, and 0.7 blocks per game, while shooting a team-high 53% from the field ... Ranked in the top 10 of six Mountain West statistical categories, including sixth in defensive rebounds at 5.0 per game ... Freshman (2011-12): Played in all 33 games and averaged 4.1 points, 4.0 rebounds and 0.6 blocks in 18 minutes of action per game ... Led the Cowboys in free throw percentage at .814, ranked second in rebounds, and third in field goal percentage at .462

PERSONAL: Parents are Larry Sr. and Jaynee Nance ... Has an older sister, Casey, who played basketball at the University of Dayton and a younger brother, Pete ... Larry Sr., a three-time NBA All-Star, NBA All-Defensive First Team member and winner of the inaugural NBA Slam Dunk Contest in 1984, played 13 seasons in the NBA ... Graduated with a degree from Wyoming in criminal justice ... Considers his greatest personal achievements to date as graduating college and getting drafted by the Lakers ... Prized possession is his Mountain West Championship ring ... Played for the Revere High School Minutemen prior to Wyoming, leading his team to consecutive Suburban League Championship games his final two seasons, while being named Second Team All-Ohio, First Team All-Suburban League and First Team All-District following senior season ... The two league championships were the first for Revere High School since 1976 ... Was Revere's team MVP and left as the all-time leader in blocked shots for a career, season and game ... Didn't play organized basketball until he was 13 ... Stood 5'11" and played guard as a high school freshman ... Diagnosed with Crohn's Disease as a sophomore in high school but has excelled despite it ... Looks up to former NFL quarterback David Garrard, who was diagnosed with Crohn's in 2004 while playing for the Jacksonville Jaguars ... Is an avid video gamer ... Spends the offseason going to the beach ... Volunteers at local youth hospitals, sharing his story on his fight with Crohn's Disease ... Actively involved in Lakers Community appearances, such as the Holiday Party For Kids, Fit For Life Health Fair, and Camp Lakers





2016-17 2ND YEAR LEADERS (REBOUNDS)

Rank	Player	Team	GP	REB	RPG
1	Karl-Anthony Towns	MIN	82	1007	12.3
2	Nikola Jokic	DEN	73	718	9.8
3	Myles Turner	IND	81	589	7.3
4	Kristaps Porzingis	NYK	66	475	7.2
5	Alan Williams	PHO	47	292	6.2
6	Larry Nance Jr.	LAL	63	369	5.9
7	R. Hollis-Jefferson	BRK	78	452	5.8
8	Richaun Holmes	PHI	57	311	5.5
9	Jahlil Okafor	PHI	50	240	4.8
10	Willie Reed	MIA	71	332	4.7

CAREER DOUBLE-DOUBLES (10)

Game	Date	Points	Rebounds
LAL @ MEM	12/27/15	17	11
LAL vs. PHO	1/3/16	15	14
LAL vs. UTA	1/10/16	10	11
LAL vs. ATL	11/27/16	12	10
LAL @ CHI	11/30/16	12	11
LAL @ BOS	2/3/17	18	11
LAL @ NYK	2/6/17	10	10
LAL vs. MEM	4/2/17	12	14
LAL vs. MIN	4/9/17	10	10
LAL @ GSW	4/12/17	13	11

2016-17 2ND YEAR LEADERS (STEALS)

Rank	Player	Team	GP	STL	SPG
1	T.J. McConnell	PHI	81	134	1.7
2	D'Angelo Russell	LAL	63	87	1.4
3	Larry Nance Jr.	LAL	63	82	1.3
4	R. Hollis-Jefferson	BRK	78	82	1.1
5	Josh Richardson	MIA	53	60	1.1
6	Myles Turner	IND	81	74	0.9
7	Devin Booker	PHO	78	72	0.9
8	Nikola Jokic	DEN	73	61	0.8
9	Tyus Jones	MIN	60	48	0.8
10	Kelly Oubre	WAS	79	58	0.7

CAREER-BEST REBOUNDING PERFORMANCES

Game	Date	ORB	DRB	TRB
LAL vs. PHI	1/1/16	6	8	14
LAL vs. PHO	1/3/16	4	10	14
LAL vs. MEM	4/2/17	6	8	14
LAL @ OKC	2/24/17	6	6	12
LAL @ MEM	12/27/15	4	7	11
LAL vs. UTA	1/10/16	5	6	11
LAL @ CHI	11/30/16	3	8	11
LAL @ PHI	12/16/16	4	7	11
LAL @ BOS	2/3/17	5	6	11
LAL vs. WAS	3/28/17	5	6	11
LAL vs. SAC	4/7/17	4	7	11
LAL @ GSW	4/12/17	5	6	11
LAL vs. ORL	3/8/16	4	6	10
LAL vs. ATL	11/27/16	4	6	10
LAL vs. MIN	4/9/17	6	4	10
LAL @ NYK	2/6/17	4	6	10



JULIUS RANDLE

30 | FORWARD





JULIUS RANDLE

#30 . FORWARD . 6-9 . 250

BORN	HIGH SCHOOL	COLLEGE	EXPERIENCE
November 29, 1994 (Dallas, TX)	Prestonwood Christian (Plano, TX)	Kentucky	3 Years Pro

CAREER / PLAYOFF HIGHS

	CAREER		PLAYOFFS
PTS	32 @ Houston	3/15/17	-
MIN	39 vs. Miami	3/30/16	-
FG	13 @ Houston	3/15/17	-
FGA	19 @ Houston (twice)	12/7/16	-
3FG	2 @ LA Clippers (3 times)	4/1/17	-
3FGA	4 vs. Memphis (twice)	4/2/17	-
FT	9 @ Portland (twice)	1/5/17	-
FTA	11 @ Portland (twice)	1/5/17	-
OFF. REB	9 @ Chicago	11/30/16	-
DEF. REB	18 vs. Denver	3/25/16	-
REB	20 @ Chicago (twice)	11/30/16	-
AST	11 vs. Memphis	1/3/17	-
STL	4 vs. Dallas	11/1/15	-
BLK	5 @ Charlotte	12/20/16	-

CAREER REGULAR SEASON STATISTICS

Year	Team	G	GS	MIN	FG	FGA	PCT	3FG	3FGA	PCT	FT	FTA	PCT	OFF	DEF	TOT	A	PF	DQ	STL	TO	BLK	PTS	AVG
14-15	LAL	1	0	14	1	3	.333	0	0	---	0	2	.000	0	0	0	0	1	0	0	1	0	2	2.0
15-16	LAL	81	60	2286	358	835	.429	10	36	.278	193	270	.715	172	657	829	144	242	2	53	149	29	919	11.3
16-17	LAL	74	73	2132	377	774	.487	17	63	.270	204	282	.723	151	486	637	264	248	2	49	173	37	975	13.2
TOTALS		156	133	4432	736	1611	.457	27	99	.273	397	554	.717	322	1143	1465	408	491	4	102	323	66	1896	12.2

How Acquired: Selected by the Lakers with the seventh overall pick of the 2014 NBA Draft

2016-17: Appeared in 74 games (73 starts), averaging 13.2 points, 8.6 rebounds and 3.6 assists in 28.8 minutes ... Recorded three triple-doubles on the season, going along with a team-best 18 double-doubles ... Was the first Laker to record at least three triple-doubles in a season since Kobe Bryant in 2004-05 ... Became the first Lakers forward ever to notch three triple-doubles in a season, joining Bryant and Magic Johnson as the only Lakers to accomplish the feat ... Had 51 double-digit scoring performances, including 11 contests of 20+ points ... Notched 26 10+ rebound games, including three with 15+ boards ... One of 24 players in the NBA with 18+ point/rebound double-doubles ... Had six 20-point/10-rebound games on the season ... Notched a career-high 32 points and 13 made field goals 3/15 @ HOU ... Tied a career high by corralling 20 rebounds 11/30 vs. MEM ... With 23 points and 18 rebounds, notched his 13th double-double of the year 2/28 vs. CHA, becoming the first Laker with at least 20 points, 15 rebounds, five assists and three steals since Shaquille O'Neal in 2001 ... Recorded the third triple-double of his career on 1/3 vs. MEM behind a career-high 11 assists (19 pts, 14 reb, 11 ast) ... Led the team in rebounding 42 times ... Blocked a career-high five shots on 12/20 @ CHA ... Had a career-high nine offensive rebounds en route to a career-high tying 20 rebounds 11/30 @ CHI ... Missed two games due to personal reasons and five games due to injury: three with a hip pointer (11/23-11/27) and two with pneumonia (1/26, 1/31)

CAREER: Recorded the fourth triple-double of his career in 2016-17, becoming just the sixth Lakers player to record that total with the team ... Became the second-youngest player in Lakers history to record four career triple-doubles (Magic Johnson) ... One of two players since at least 1983-84 to record four triple-doubles with at least 13 points, 14 rebounds and 10 assists before the age of 23 (Nikola Jokic) ... Member of the 2016 USA Men's Select Team ... Has notched 12 20-point/10-rebound games ... Has played in 156 career games (133 starts), owning career averages of 12.2 points, 9.4 rebounds and 2.6 assists in 28.4 minutes ... Holds 52 career double-doubles ... Owns 17 career 20+ point games ... Has pulled down 10+ rebounds in 72 career games with 11 career 15+ rebound games ... In 2015-16, became the second-youngest player in Lakers history to record a triple-double (Magic Johnson)





JULIUS RANDLE

2015-16: Suited up in 81 games (60 starts), posting averages of 11.3 points, 10.2 rebounds and 1.8 assists in 28.2 minutes ... Registered a team-best 34 double-doubles, including one triple-double ... Finished the season ranked sixth in the NBA in total rebounds ... Tallied the most double-doubles (34) among second-year players ... Scored 10+ points 52 times, including 20+ points six times ... Had 46 10+ rebound games, including eight with 15+ boards ... One of only nine players in the NBA to average a double-double for the season, and did so in the fewest minutes played per game (28.2) of anyone in the group ... Ranked fourth in defensive rebounding percentage (32.0%), and 10th in total rebounding percentage (19.5%) ... One of 11 players in the NBA with 34+ point/rebound double-doubles ... Had six 20-point/10-rebound games ... Corralled a career-high 20 rebounds 4/6 vs. LAC ... At 21 years and 129 days, Randle became the youngest Laker to ever grab 20+ rebounds in a game ... Recorded first career triple-double with a career-high 10 assists, 18 rebounds (career-high 18 defensive boards) and 13 points 3/25 vs. DEN ... Became the second-youngest player in Lakers history to record a triple-double (Magic Johnson) ... Set the 2015-16 Lakers individual bench-high in rebounding with 14 12/15 vs. MIL ... Led the team in rebounding 68 times ... Hit a game-winning 8' jumper with :01.9 seconds remaining 3/30 vs. MIA to give Los Angeles its first overtime win of the year ... 11/1 vs. DAL, scored 22 points with 15 rebounds, four assists, and a career-high four steals, all of which were team-highs ... After reaching the 20-point/15-rebound performance plateau in the same game, became just the fifth player in the last 20+ years to achieve the feat ... Was the youngest player in the NBA to achieve those statistical plateaus since Anthony Randolph on 4/13/09, who is the only player younger to do so since at least the 1985-86 season ... The only Lakers to achieve such plateaus since 1985-86 are Lamar Odom and Vlade Divac ... Logged first career double-double in second NBA game, tallying 15 points and 11 rebounds in 30 minutes 10/28 vs. MIN ... Posted a career-high 23 points with 14 rebounds 1/29 at LAC ... Sat out one game due to a sprained left ankle (12/23)

2014-15: Recorded first NBA points (two) in 14 minutes played 10/28 vs. Houston in professional debut before suffering a leg injury ... Missed the remaining 81 games due to a tibia fracture, right leg (10/29-4/15)

COLLEGE: Appeared in 40 games in lone collegiate season for the University of Kentucky, averaging 15.0 points, 10.4 rebounds, 1.4 assists and 0.8 blocks in 30.8 minutes ... Named SEC Freshman of the Year ... Selected as First Team All-SEC and as SEC All-Freshman ... Received SEC All-Tournament Team honors ... Had seven games with 20+ points ... Totaled 24 double-doubles ... Grabbed double-figure rebounds 27 times ... Led Kentucky in scoring 13 times, rebounding 30 times, assists seven times and blocks four times ... Helped lead Kentucky to the 2014 NCAA National Championship game ... Posted 23 points (11 FT) and 16 rebounds in season-opener 11/8 vs. UNC Asheville ... Recorded 22 points and 14 rebounds 11/10 vs. Northern Kentucky ... Went for 27 points (23 in the 2nd half) and 13 rebounds 11/12 against Michigan State ... Tallied 22 points, 10 rebounds, four assists and two blocks in a victory 11/19 vs. Texas-Arlington ... Recorded a double-double with 15 points and 15 boards 11/25 vs. Cleveland State ... Had seventh consecutive double-double to start the season with 14 points and 10 rebounds 11/27 vs. Eastern Michigan ... Notched eighth double-double of the season with 17 points and 11 boards 12/10 vs. Boise State ... Scored 29 points, with 13 free throws, and grabbed 10 boards 12/21 vs. Belmont ... Totaled 17 points, shooting 7-of-8 from the floor in the first half in a win 12/28 vs. Louisville ... Contributed 20 points and 14 rebounds 1/14 at Arkansas ... Registered 13 points and 13 rebounds 2/15 vs. Florida for 13th career double-double ... Had a team-high 25 points and 13 rebounds 2/18 at Ole Miss ... Scored with 3.9 seconds left in overtime to propel Kentucky to a 77-76 win over LSU on 2/22 ... Posted a double-double with 16 points and 10 rebounds 3/8 at Florida ... Recorded a double-double with 17 points and 16 boards against LSU in the SEC Tournament ... Posted sixth consecutive double-double with 12 points and 11 rebounds vs. Georgia in the SEC Tournament ... Totaled 19 points and 15 rebounds against Kansas State on 3/21 ... Recorded 13 points, 10 rebounds and a career-best six assists in a win over Wichita State on 3/23 ... Tallied 15 points and 12 rebounds for UK in a Sweet 16 victory over Louisville on 3/28 ... Recorded his nation-leading 24th double-double with 16 points and 11 rebounds in the Elite Eight vs. Michigan on 3/30 ... Notched 16 points and five rebounds for the Wildcats in a victory over Wisconsin on 4/5 in the Final Four ... Recorded 10 points, six rebounds and four assists 4/7 vs. Connecticut in the National Championship game ... Among watch list candidates for the Oscar Robertson Trophy and the Wayman Tisdale Award ... Media preseason selection for SEC Player of the Year ... A preseason All-America candidate for NBC and CBS ... Earned preseason All-SEC honors by the media

PERSONAL: Married to Kendra Randle and has one son, Kyden ... Son of Carolyn Kyles ... Has one sister, Nastassia ... Mother played basketball at Texas ... In high school at Prestonwood Christian Academy, averaged 32.5 points and 22.5 rebounds per game as a senior en route to claiming the state title ... Won state titles during his freshman, junior, and senior seasons ... Ranked the nation's consensus top power forward out of high school and was ranked the No. 2 overall player by Rivals, the No. 3 overall player by ESPN, and the No. 5 overall player by Scout ... McDonald's All-America selection ... Earned co-MVP honors of the Jordan Brand Classic game with 19 points and seven rebounds ... Played in the FIBA tournament with Team USA's U18 squad where he averaged 14.2 points and 6.6 rebounds per game ... Favorite non-NBA sports team is the Dallas Cowboys ... Addressed the Staples Center crowd on NBA Opening Night in 2016 ... Has committed himself to giving back to the community, participating at events such as the Lakers Youth Foundation Casino Night, Lakers Youth Foundation Court Dedication at the Los Angeles Harbor Boys & Girls Club, Toys for Tots Collection, Season of Giving Holiday Party for Kids, USO Visit with Delta, Trees for Threes Tree Planting, Lakers Youth Foundation Golf Tournament, Camp Lakers and visiting with Make-A-Wish children





CAREER TRIPLE DOUBLES (4)

Game	Date	Points	Rebounds	Assists
LAL vs. DEN	3/25/16	13	18	10
LAL vs. BRK	11/15/16	17	14	10
LAL vs. MEM	1/3/17	19	14	11
LAL @ DAL	3/7/17	13	18	10

CAREER 20+ POINT GAMES (17)

Game	Date	FGM	FGA	Points
LAL @ HOU	3/15/17	13	17	32
LAL @ PHI	12/16/16	10	13	25
LAL vs. UTA	12/27/16	9	12	25
LAL vs. SAC	4/7/17	10	13	25
LAL @ LAC	1/29/16	9	16	23
LAL vs. ORL	3/8/16	9	16	23
LAL vs. CHO	2/28/17	10	14	23
LAL vs. MIN	3/24/17	8	14	23
LAL vs. DAL	11/1/15	9	17	22
LAL @ CHI	2/21/16	10	19	22
LAL @ SAS	1/12/17	8	13	22
LAL @ HOU	12/7/16	9	19	21
LAL vs. PHI	3/12/17	8	18	21
LAL @ MIN	12/9/15	7	13	20
LAL vs. BOS	4/3/16	7	11	20
LAL @ OKC	10/30/16	7	10	20
LAL vs. GSW	11/4/16	10	18	20

CAREER-BEST REBOUNDING PERFORMANCES

Game	Date	ORB	DRB	TRB	PTS
LAL vs. LAC	4/6/16	6	14	20	7
LAL @ CHI	11/30/16	9	11	20	13
LAL @ WAS	12/2/15	7	12	19	15
LAL @ IND	2/8/16	4	15	19	15
LAL vs. CHO	2/28/17	4	15	19	23
LAL vs. DEN	3/25/16	0	18	18	13
LAL @ DAL	3/7/17	4	14	18	13
LAL @ SAS	2/6/16	3	13	16	15
LAL vs. DAL	11/1/15	0	15	15	22
LAL vs. SAS	2/19/16	5	10	15	11
LAL @ PHO	3/23/16	4	11	15	19



**BRIANTE
WEBER**

12 | GUARD





BRIANTE WEBER

12 . GUARD . 6-2 . 165

<u>BORN</u>	<u>HIGH SCHOOL</u>	<u>COLLEGE</u>	<u>EXPERIENCE</u>
December 29, 1992 (Chesapeake, VA)	Great Bridge (Chesapeake, VA)	Virginia Commonwealth	2 Years Pro

CAREER / PLAYOFF HIGHS

	CAREER			PLAYOFFS		
PTS	12	vs. Minnesota	3/16/16	-	-	-
MIN	40	vs. New Orleans	3/11/16	4	@ Charlotte	4/23/16
FG	6	vs. Minnesota	3/16/16	-	-	-
FGA	13	vs. Minnesota	3/16/16	1	@ Charlotte	4/23/16
3FG	1	@ Atlanta	4/11/17	-	-	-
3FGA	3	@ Atlanta	4/11/17	-	-	-
FT	3	@ Atlanta (twice)	4/11/17	-	-	-
FTA	4	@ Atlanta (twice)	4/11/17	-	-	-
OFF. REB	3	@ Atlanta	3/12/16	-	-	-
DEF. REB	5	@ Houston	3/14/16	-	-	-
REB	7	@ Houston	3/14/16	-	-	-
AST	7	vs. New Orleans	3/11/16	1	vs. Charlotte	4/17/16
STL	3	@ Atlanta	3/12/16	1	vs. Charlotte	4/17/16
BLK	1	@ Denver (4 times)	2/13/17	-	-	-

CAREER REGULAR SEASON STATISTICS

Year	Team	G	GS	MIN	FG	FGA	PCT	3FG	3FGA	PCT	FT	FTA	PCT	OFF	DEF	TOT	A	PF	DQ	STL	TO	BLK	PTS	AVG
15-16	MEM/MIA	7	4	169	14	39	.359	0	5	.000	3	4	.750	8	17	25	21	12	0	9	9	3	31	4.4
16-17	GSW/CHO	20	0	205	25	60	.417	1	10	.100	11	16	.688	8	18	26	21	16	0	12	8	1	62	3.1
TOTALS		27	4	374	39	99	.394	1	15	.067	14	20	.700	16	35	51	42	28	0	21	17	4	93	3.4

CAREER POSTSEASON STATISTICS

Year	Team	G	GS	MIN	FG	FGA	PCT	3FG	3FGA	PCT	FT	FTA	PCT	OFF	DEF	TOT	A	PF	DQ	STL	TO	BLK	PTS	AVG
15-16	MIA	2	0	6	0	1	.000	0	0	-	0	0	-	0	0	0	1	1	0	1	0	0	0	0.0
TOTALS		2	0	6	0	1	.000	0	0	-	0	0	-	0	0	0	1	1	0	1	0	0	0	0.0

HOW ACQUIRED: Signed by the Los Angeles Lakers as a free agent on August 14, 2017

2016-17: (Golden State Warriors/Charlotte Hornets): In 20 games, averaged 3.1 points, 1.3 rebounds and 1.1 assists in 10.3 minutes ... Scored a season-high 10 points with two assists and one steal 4/11 @ ATL ... **NBA G League:** Second Team All-G League selection ... In 31 games (all starts), averaged 16.5 points, 7.5 rebounds, 7.3 assists and 3.3 steals in 36.8 minutes with the Sioux Falls Skyforce

CAREER: Has appeared in 27 career NBA games (four starts), averaging 3.4 points, 1.9 rebounds and 1.6 assists in 13.9 minutes ... Signed with the Miami Heat as an undrafted free agent on Oct. 19, 2015 ... Waived by the Heat on Oct. 24, 2015 ... Signed a 10-day contract with the Memphis Grizzlies on March 11, 2016 ... Signed with the Heat as a free agent on April 10, 2016 ... Waived by the Heat on Oct. 22, 2016 ... Signed a 10-day contract with the Golden State Warriors on Feb. 4, 2017 ... Signed a second 10-day contract with the Warriors on Feb. 14, 2017 ... Signed a 10-day contract with the Charlotte Hornets on Feb. 27, 2017 ... Signed a second 10-day contract with the Hornets on March 9, 2017 ... Signed a multi-year contract with the Hornets on March 19, 2017 ... Waived by the Hornets on July 28, 2017 ... Signed by the Lakers as a free agent on Aug. 14, 2017

2015-16: (Memphis Grizzlies/Miami Heat) In seven games (four starts), averaged 4.4 points, 3.6 rebounds, 3.0 assists and 1.3 steals in 24.1 minutes ... Scored in double figures in two contests, including a career-high 12 points with three rebounds and four assists 3/16 vs. MIN ... In his NBA debut, recorded 10 points, seven assists and five rebounds 3/11 vs. NOP ... Appeared in two postseason games with the Heat, totaling six minutes ... **NBA G League:** In 28 games, averaged 10.7 points, 5.3 rebounds, 4.2 assists and 2.1 steals in 28.9 minutes with the Sioux Falls Skyforce

COLLEGE: Appeared in 127 games (65 starts) with career averages of 6.8 points, 3.3 rebounds, 3.0 assists and 2.9 steals in 23.3 minutes ... Registered 32 double-digit scoring games, including one 20+ point scoring outing ... Concluded his college career ranked third on the NCAA's all-time steals list (374) ... Had 26 career games with 5+ steals ... Three-time Atlantic 10 Defensive Player of the Year and A-10 All-Defensive Team selection (2015, 2014, 2013) ... Senior (2014-15): In 20 games, averaged 8.1 points, 3.9 rebounds and 4.3 assists in 26.5 minutes ... Nearing a quadruple-double with 18 points, eight rebounds, seven assists and nine steals 11/18 vs. Toledo ... Junior (2013-14): In 35 games, averaged 9.4 points, 4.1 rebounds and 3.9 assists in 28.9 minutes ... Ranked first in the NCAA in steals per game (3.5) ... Set VCU's single-season steals record (121) ... Scored in double figures in 14 contests, including a career-high 22 points, six rebounds, three assists and four steals 11/24 vs. Georgetown ... Sophomore (2012-13): In 36 games, averaged 5.4 points, 2.8 rebounds, 2.7 assists and 2.7 steals in 20.9 minutes ... Notched double figures in points in six contests ... Freshman (2011-12): In 36 games, averaged 4.9 points, 2.9 rebounds, 1.6 assists and 2.1 steals in 18.8 minutes ... Tallied four double-digit scoring games

PERSONAL: Son of LaSandra and Ricky Wingate ... Hopes to pursue a master's degree in Psychology after his playing career ... Averaged 17 points, eight rebounds, five assists and four steals per game as a senior at Great Bridge High ... Earned All-Southeastern District Defensive Player of the Year honors during his junior and senior seasons



STEPHEN ZIMMERMAN

21 | CENTER



STEPHEN ZIMMERMAN



21 . CENTER . 7-0 . 240

BORN	HIGH SCHOOL	COLLEGE	EXPERIENCE
September 9, 1996 (Henderson, TN)	Bishop Gorman (Las Vegas, NV)	UNLV	1 Year Pro

CAREER / PLAYOFF HIGHS

	CAREER			PLAYOFFS
PTS	6 @ Charlotte (twice)	3/10/17	- - -	-
MIN	18 @ Charlotte	3/10/17	- - -	-
FG	3 vs. Charlotte	12/28/16	- - -	-
FGA	5 @ Charlotte	3/10/17	- - -	-
3FG	- - -	-	- - -	-
3FGA	- - -	-	- - -	-
FT	2 @ Charlotte	3/10/17	- - -	-
FTA	2 vs. Detroit (twice)	3/24/17	- - -	-
OFF. REB	2 vs. Brooklyn (3 times)	4/6/17	- - -	-
DEF. REB	3 vs. Detroit (4 times)	3/24/17	- - -	-
REB	5 @ Golden State	3/16/17	- - -	-
AST	1 vs. Brooklyn (4 times)	4/6/17	- - -	-
STL	1 vs. Chicago (twice)	3/8/17	- - -	-
BLK	2 vs. Detroit	3/24/17	- - -	-

CAREER REGULAR SEASON STATISTICS

Year	Team	G	GS	MIN	FG	FGA	PCT	3FG	3FGA	PCT	FT	FTA	PCT	OFF	DEF	TOT	A	PF	DQ	STL	TO	BLK	PTS	AVG
16-17	ORL	19	0	108	10	31	.323	0	0	-	3	5	.600	11	24	35	4	17	0	2	3	5	23	1.2
TOTALS		19	0	108	10	31	.323	0	0	-	3	5	.600	11	24	35	4	17	0	2	3	5	23	1.2

HOW ACQUIRED: Signed by the Los Angeles Lakers as a free agent on August 9, 2017 (Selected by the Orlando Magic with the 41st overall selection in the 2016 NBA Draft)

2016-17: (Orlando Magic): Appeared in 19 games, averaging 1.2 points, 1.8 rebounds and 0.2 assists in 5.7 minutes ... **NBA G League:** In 21 games (all starts), averaged 13.4 points, 8.9 rebounds, 1.5 assists and 1.3 blocks in his lone season with the Erie BayHawks ... Recorded 15 double-digit scoring outings, including six games with 20+ points ... Had seven 10+ rebounding efforts and six double-doubles ... Talled season highs with 24 points and 24 rebounds 12/7 @ Long Island


COLLEGE: Appeared in 26 games (24 starts) in his lone season at UNLV, averaging 10.5 points, 8.7 rebounds and 2.0 blocks in 26.2 minutes ... Recorded 10+ points in 17 games, including one game with 20+ points ... Pulled down 10+ boards 13 times during his freshman season, going along with 11 double-doubles ... Led the Rebels in rebounds and blocks ... Notched a career-best 21 points with nine rebounds, one assist and five blocks 2/2 vs. New Mexico ... Finished the season ranked second in the Mountain West Conference for blocked shots while ranking third in rebounding

PERSONAL: Son of Lori and Stephen Zimmerman ... Has five siblings ... Averaged 14.7 points, 10.1 rebounds, 4.2 assists, 1.2 steals and 2.4 blocks per game as a senior at Bishop Gorman High (NV) ... Became the only player in Nevada history to lead his high school team to four straight state championships ... Collected 114 victories with the Gaels, making him the winningest player in school history ... Participated in the McDonald's All-American Game and the Jordan Brand Classic ... Lettered in volleyball during his freshman year of high school



**IVICA
ZUBAC**

40 | CENTER





IVICA ZUBAC

#40 . CENTER . 7-1 . 265

BORN March 18, 1997 (Mostar, Bosnia & Herzegovina)	PRIOR TO NBA Mega Leks (Serbia)	HOME COUNTRY Croatia	EXPERIENCE 1 Year Pro
---	--	--------------------------------	---------------------------------

CAREER / PLAYOFF HIGHS

	CAREER		PLAYOFFS
PTS	25 @ Denver	3/13/17	-
MIN	35 vs. LA Clipper	3/21/17	-
FG	12 @ Denver	3/13/17	-
FGA	15 vs. Milwaukee (3 times)	3/17/17	-
3FG	-	-	-
3FGA	2 vs. Portland	3/26/17	-
FT	4 vs. Washington (twice)	3/28/17	-
FTA	4 vs. Washington (4 times)	3/28/17	-
OFF. REB	5 vs. Denver	1/17/17	-
DEF. REB	8 @ Utah (twice)	1/26/17	-
REB	13 vs. Denver	1/17/17	-
AST	3 vs. Minnesota (3 times)	3/24/17	-
STL	2 vs. Washington (3 times)	3/28/17	-
BLK	4 vs. Philadelphia	3/12/17	-

CAREER REGULAR SEASON STATISTICS

Year	Team	G	GS	MIN	FG	FGA	PCT	3FG	3FGA	PCT	FT	FTA	PCT	OFF	DEF	TOT	A	PF	DQ	STL	TO	BLK	PTS	AVG
16-17	LAL	38	11	609	126	238	.529	0	3	.000	32	49	.653	41	118	159	30	66	0	14	30	33	284	7.5
TOTALS		38	11	609	126	238	.529	0	3	.000	32	49	.653	41	118	159	30	66	0	14	30	33	284	7.5

HOW ACQUIRED: Selected by the Los Angeles Lakers with the 32nd overall selection in the 2016 NBA Draft

2016-17: Appeared in 38 games (11 starts), recording averages of 7.5 points and 4.2 rebounds per game ... Finished with four double-doubles ... Notched 10+ points 15 times and 10+ rebounds on four occasions ... Led team in blocks 14 times ... Recorded a career-high 25 points (12-15 FG) with 11 rebounds on 3/13 at Denver ... Became the first Lakers rookie in history to record at least 25 points and 10 rebounds in a game ... Scored 17 points with seven rebounds and a career-high-tying three assists on 3/21 vs. LA Clippers ... Netted 10 points, six rebounds and a career-high four blocks on 3/12 vs. Philadelphia ... Set a career high with three assists, while tying a career-high two steals on 3/3 vs. Boston ... Tied a career high with three blocks on 2/24 at Oklahoma City ... Had a career-high four blocks, along with 10 points and seven rebounds on 2/6 at New York ... Notched 17 points and six rebounds on 1/31 vs. Denver ... Had his second consecutive double-double with 16 points and 10 rebounds 1/26 at Utah ... Scored 12 points with 10 rebounds and three blocks 1/25 at Portland ... Recorded his first career double-double on 1/17 vs. Denver with 11 points, 13 rebounds, and three blocks ... Made his NBA debut 11/2 at Atlanta as a starter, making all three of his field goals for six points with three rebounds in 19 minutes ... Missed 11 games due to injury: one with a sore back (11/10), two with a right ankle sprain (11/18, 11/20), one with a right quad contusion (3/5) and seven with a right high ankle sprain (4/1-4/12) ... Inactive 12 times ... **NBA G League:** Played in 14 games (14 starts), averaging 15.8 points, 9.8 rebounds and 1.3 assists in 30.1 minutes ... Recorded six double-doubles ... Became the 10th player in history to appear in an NBA and NBA G League game in the same calendar day, notching 20 points and 10 rebounds on 1/14 vs. Canton after scoring two points against the LA Clippers earlier that day

INTERNATIONAL: Played five games with Cibona in the Adriatic League for the first part of the 2015-16 season, averaging 6.8 points, 3.0 rebounds, and 1.2 blocks in 13.0 minutes per game while shooting 57.7% from the field ... In two FIBA Euro Cup contests with Cibona, posted averages of 12.0 points and 6.0 rebounds ... Terminated his contract with Cibona and eventually landed with Mega Leks ... In 13 Serbian League games with Mega Leks, averaged 10.9 points and 5.1 rebounds as the team made the league semi-finals ... Was unable to play for Mega Leks in the Adriatic League because of the league's transfer regulations, and decided to declare for the 2016 NBA Draft as an early entry candidate ... Helped the Croatian U-19 team capture the silver medal at the 2015 World Championships, finishing third in the tournament in scoring at 17.9 points per game and seventh in rebounding (7.9) ... Following the U-19 competition, participated with the Croatian U-18 team at the 2015 European Championships, leading the tournament in rebounds per game (12.9), blocks (3.0), and double-doubles (six), and finished eighth in scoring (15.8) ... Named to the U-18 All-Tournament Second Team ... Also represented Croatia at the U-16 European Championship in 2013

PERSONAL: Name pronounced EE-vits-uh ZOO-bahtz ... Member of the Lakers' championship entry at the 2017 NBA Las Vegas Summer League ... Born in Mostar, Bosnia & Herzegovina, but is a naturalized Croatian ... Cousin is Zoran Planinic, who played in the NBA for the New Jersey Nets from 2003-06 ... Was one of a record-setting 26 international players drafted in 2016, including a record-tying 12 taken in the second round ... Made it a point to give back to the community throughout his rookie season, participating in events such as the Lakers Youth Foundation Casino Night, Lakers Youth Foundation Golf Tournament and visits with children at the City of Hope National Medical Center





LOS ANGELES LAKERS 2017-18 TRAINING CAMP ROSTER

NO.	NAME	POS	HT	WT	DOB	PRIOR TO NBA / COUNTRY	YRS
2	Lonzo Ball	G	6-6	190	10/27/97	UCLA / USA	R
15	V.J. Beachem	F	6-8	200	1/15/95	Notre Dame / USA	R
17	Vander Blue	G	6-5	200	7/17/92	Marquette / USA	2
66	Andrew Bogut	C	7-0	260	11/28/84	Utah / Australia	12
3	Corey Brewer	F	6-9	186	3/5/86	Florida / USA	10
31	Thomas Bryant	C	6-10	248	7/31/97	Indiana / USA	R
1	Kentavious Caldwell-Pope	G	6-5	205	2/18/93	Georgia / USA	4
4	Alex Caruso	G	6-5	186	2/28/94	Texas A&M / USA	R
6	Jordan Clarkson	G	6-5	194	6/7/92	Missouri / USA	3
9	Luol Deng	F	6-9	220	4/16/85	Duke / South Sudan	13
10	Tyler Ennis	G	6-3	194	8/24/94	Syracuse / Canada	3
5	Josh Hart	G	6-5	215	3/6/95	Villanova / USA	R
14	Brandon Ingram	F	6-9	190	9/2/97	Duke / USA	1
0	Kyle Kuzma	F	6-9	220	7/24/95	Utah / USA	R
11	Brook Lopez	C	7-0	268	4/1/88	Stanford / USA	9
7	Larry Nance Jr.	F	6-9	230	1/1/93	Wyoming / USA	2
30	Julius Randle	F	6-9	250	11/29/94	Kentucky / USA	3
12	Briante Weber	G	6-2	165	12/29/92	VCU / USA	2
21	Stephen Zimmerman	C	7-0	240	9/9/96	UNLV / USA	1
40	Ivica Zubac	C	7-1	240	3/18/97	Mega Leks (Serbia) / Croatia	1

HEAD COACH

Luke Walton (Arizona)

ASSOCIATE HEAD COACH

Brian Shaw (UC Santa Barbara)

ASSISTANT COACHES

Jesse Mermuys (Arizona), Mark Madsen (Stanford), Brian Keefe (UNLV),

Jud Buechler (Arizona), Miles Simon (Arizona)

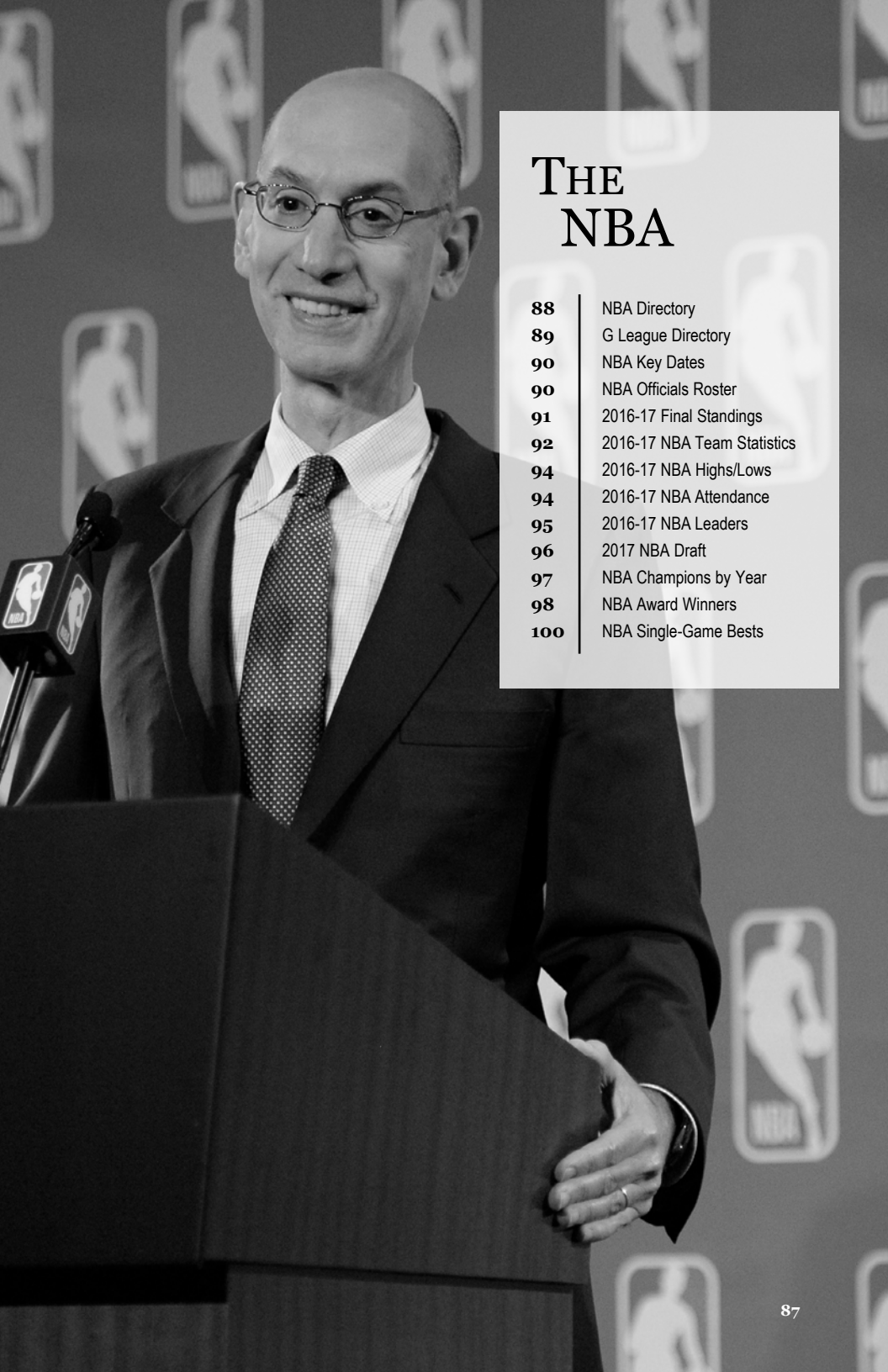
ATHLETIC TRAINER

Marco Nuñez (Cal Poly Pomona)

NUMERICAL ROSTER

0	Kyle Kuzma	7	Larry Nance Jr.	15	V.J. Beachem
1	Kentavious Caldwell-Pope	9	Luol Deng	17	Vander Blue
2	Lonzo Ball	10	Tyler Ennis	21	Stephen Zimmerman
3	Corey Brewer	11	Brook Lopez	30	Julius Randle
4	Alex Caruso	12	Briante Weber	31	Thomas Bryant
5	Josh Hart	14	Brandon Ingram	40	Ivica Zubac
6	Jordan Clarkson			66	Andrew Bogut





THE NBA

88	NBA Directory
89	G League Directory
90	NBA Key Dates
90	NBA Officials Roster
91	2016-17 Final Standings
92	2016-17 NBA Team Statistics
94	2016-17 NBA Highs/Lows
94	2016-17 NBA Attendance
95	2016-17 NBA Leaders
96	2017 NBA Draft
97	NBA Champions by Year
98	NBA Award Winners
100	NBA Single-Game Bests


NBA OFFICES

NEW YORK	Olympic Tower 645 Fifth Avenue New York, NY 10022 Tel: 212-407-8000 Fax: 212-832-3861	NEW JERSEY	100 Plaza Drive Secaucus, NJ 07094 Tel: 201-865-1500 Fax: 201-974-5973
-----------------	---	-------------------	---

NBA INTERNATIONAL OFFICES
EUROPE

**HEADQUARTERS
NBA EMEA** Endeavour House
189 Shaftesbury Avenue
London, United Kingdom WC2H 8JR
Telephone: +44-20-7420-8900

SPAIN Leganitos Street 6th Floor
28013 Madrid, Spain
Ignasi Castello, Communications
Telephone: +34-610-200-051

AFRICA

6th Floor GreenPark Corner
Cnr West Road South and Lower Road
Morningside 2196
Johannesburg, South Africa
Telephone: +27-100-072-668

INDIA

Tower 1, 10th Floor
Indiabulls Finance Center
Senapati Bapat Marg Mumbai
Maharashtra 400013
Telephone: +91-22-6124-6100

LATIN AMERICA

BRAZIL Av Borges de Medeiros, 633
Sala 301 – Leblon
Rio de Janeiro, RJ, Brazil 22430-041
Telephone: +55-21-3206-6400
Fax: +55-21-2586-6001

MEXICO Av. Prolongacion Paseo de la
Reforma 1236, Planta baja
Col. Desarrollo Santa Fe, CP. 05348
Del. Cuajimalpa de Morelos, Ciudad
de Mexico Mexico 01210

CANADA

50 Bay Street, Suite 1402
Toronto, Ontario
Canada M5J 3A5
Telephone: (416) 682-2000
Fax: (416) 364-0205

ASIA / PACIFIC

**HONG
KONG** Room 3101, Lee Gardens One
33 Hysan Avenue
Causeway Bay, Hong Kong
Telephone: +852-2843-9600
Fax: +852-2536-4808

TAIWAN Suite 1303, No. 88, Section 2,
Chung Hsiao East Road
Taipei, Taiwan ROC 100
Telephone: +886-2-2397-8000
Fax: +886-2-2358-1098

PHILIPPINES Unit 1701, World Plaza Building
5th Avenue corner 30th Street Bonifacio
Global City Taguig, 1634 Philippines
Jandric Lim, Communications;
Cell: +63 (917) 791-9457

**CHINA
(BEIJING)** 19th Floor, Office Tower 2,
China Central Place
No. 79 Jianguo Road, Chaoyang District
Beijing, China 100025
Telephone: +86-10-5200-8200
Fax: +86-10-5200-8202

**CHINA
(SHANGHAI)** Unit 2703-2708, 27/F,
Tower, 2 Plaza 66
1366 Nanjing West Road, Jing An District
Shanghai, China 200040
Telephone: +86-21-6137-2200
Fax: +86-21-6288-9920





NBA G LEAGUE

Olympic Tower
645 5th Avenue
New York, NY 10022
(212) 407-8000 / www.nbadleague.com

Media Relations Contacts: Joanna Shapiro (jshapiro@nba.com)
Mike Perrelli (mperrelli@nba.com)

Agua Caliente Clippers of Ontario
Tel: (909) 409-9090
Arena: Citizens Business Bank Arena
Media Relations Contact: TBD
Website: TBD
NBA Affiliation: LA Clippers

Austin Spurs
Tel: (512) 236-8333; Fax: (512) 236-8444
Arena: H-E-B Center at Cedar Park
Media Relations Contact: Perri Traviillon
(ptraviillon@attcenter.com)
Website: www.austinspurs.com
NBA Affiliation: San Antonio

Canton Charge
Tel: (866) 444-1944; Fax: (330) 489-1703
Arena: Canton Memorial Civic Center
Media Relations Contact: Sean Wyatt
(swyatt@cantoncharge.com)
Website: www.cantoncharge.com
NBA Affiliation: Cleveland

Delaware 87ers
Tel: (302) 504-7587; Fax: (302)351-5370
Arena: Bob Carpenter Center
Media Relations Contact: Amanda Janczak
(amandajanczak@sevens.com)
Website: www.sevens.com
NBA Affiliation: Philadelphia

Erie BayHawks
Tel: (814) 790-5600; Fax: (814) 790-5608
Arena: Erie Insurance Arena
Media Relations Contact: Billy Hartman
(billy.hartman@nbaerie.com)
Website: www.nbaerie.com
NBA Affiliation: Atlanta

Fort Wayne Mad Ants
Tel: (260) 469-4667; Fax: (260) 469-4674
Arena: Allen County War Memorial Coliseum
Media Relations Contact: Ryan Stevens
(rstevens@ftwaynemadants.com)
Website: www.ftwaynemadants.com
NBA Affiliation: Indiana

Grand Rapids Drive
Tel: (844) 473-7483
Arena: DeltaPlex Arena
Media Relations Contact: Sarah Parfet Jbara
(sp@nbggrandrapids.com)
Website: www.nbggrandrapids.com
NBA Affiliation: Detroit

Greensboro Swarm
Tel: (336) 907-3600
Arena: Fieldhouse at the Greensboro Coliseum
Complex
Media Relations Contact: TBD
Website: www.gswarm.com
NBA Affiliation: Charlotte

Iowa Wolves
Tel: (515) 564-8550; Fax: (515) 564-8551
Arena: Wells Fargo Arena
Media Relations Contact: Seth Nutting
(seth.nutting@iawolves.com)
Website: www.iawolves.com
NBA Affiliation: Minnesota

Lakeland Magic
Tel: (863) 825-3258; Fax: (863) 825-3279
Arena: RP Funding Center
Media Relations Contact: Ashley Foss
(afoss@lakelandmagic.com)
Website: www.lakelandmagic.com
NBA Affiliation: Orlando

Long Island Nets
Tel: (718) 215-2299; Fax: (718) 522-3544
Arena: NYCB Live's Nassau Coliseum
Media Relations Contact: Megan Walsh
(mwalsh@brooklynets.com)
Website: www.longislandnets.com
NBA Affiliation: Brooklyn

Maine Red Claws
Tel: (207) 210-6655; Fax: (207) 210-6659
Arena: Portland Exposition Building
Media Relations Contact: Evans Boston
(eboston@maineredclaws.com)
Website: www.maineredclaws.com
NBA Affiliation: Boston

Memphis Hustle
Tel: (901) 205-1234; Fax: (901) 205-1244
Arena: The Landers Center
Media Relations Contact: Geoffrey Langham
(glangham@grizzlies.com)
Website: www.memphishustle.com
NBA Affiliation: Memphis

Northern Arizona Suns
Tel: (928) 772-7867
Arena: Prescott Valley Event Center
Media Relations Contact: Jake Withee
(jwithee@nazsuns.com)
Website: www.nazsuns.com
NBA Affiliation: Phoenix

Oklahoma City Blue
Tel: (405) 208-4800; Fax: (405) 429-7900
Arena: Cox Convention Center
Media Relations Contact: Laila Wani
(lwani@okcthunder.com)
Website: www.oklahomacityblue.com
NBA Affiliation: Oklahoma City

Raptors 905
Tel: (416) 815-5600 Fax: (416) 357-9205
Arena: Hershey Centre
Media Relations Contact: Stefano Toniutti
(Stefano.toniutti@mlse.com)
Website: www.raptors905.com
NBA Affiliation: Toronto

Renobighorns
Tel: (775) 853-8200
Arena: Reno Event Center
Media Relations Contact: Kyle Jones
(kjones@renobighorns.com)
Website: www.renobighorns.com
NBA Affiliation: Sacramento

Rio Grande Valley Vipers
Tel:(956) 972-1144; Fax: (956) 972-1150
Arena: State Farm Arena
Media Relations Contact: Anwar Chagollan
(anwar@gvfc.com)
Website: www.rgvipers.com
NBA Affiliation: Houston

Salt Lake City Stars
Tel: (801) 325-2500
Arena: Lifetime Activities Center – Bruin Arena
Media Relations: Gina Calvert
(gina.calvert@slcstars.com)
NBA Affiliation: Utah

Santa Cruz Warriors
Tel: (831) 731-4396; Fax: (831) 466-3201
Arena: Kaiser Permanente Arena
Media Relations Contact: Massimo Degaudenzi
(massimo@santacruzbasketball.com)
Website: www.santacruzbasketball.com
NBA Affiliation: Golden State

Sioux Falls Skyforce
Tel: (605) 332-6065; Fax: (605) 332-2305
Arena: Sanford Pentagon
Media Relations Contact: Matt Dykstra
(mdykstra@skyforceonline.com)
Website: www.skyforceonline.com
NBA Affiliation: Miami

South Bay Lakers
Tel: (310) 426-6000; Fax: (310) 426-6031
Arena: UCLA Health Training Center
Media Relations Contact: Noah Camarena
(ncamarena@st-lakers.com)
Website: www.sblakers.com
NBA Affiliation: Los Angeles Lakers

Texas Legends
Tel: (214) 469-0822; Fax: (214) 469-0823
Arena: Dr. Pepper Arena
Media Relations Contact: Britney Wynn
(bwynn@texlegends.com)
Website: www.texlegends.com
NBA Affiliation: Dallas

Westchester Knicks
Tel: (914) 559-6888
Arena: Westchester County Center
Media Relations Contact: Katie Hatch
(Katie.hatch@msg.com)
Website: www.westchesterknicks.com
NBA Affiliation: New York

Windy City Bulls
Tel: (847) 396-7070
Arena: Sears Centre Arena
Media Relations Contact: Shannon Jones
(sjones@bulls.com)
Website: www.windycitybulls.com
NBA Affiliation: Chicago

Wisconsin Herd
Tel: (920) 233-4374; Fax: (920) 744-0238
Arena: Oshkosh Arena
Media Relations Contact: Mallory Steinberg
(msteinberg@wisconsinherd.com)
Website: www.wisconsinherd.com
NBA Affiliation: Milwaukee





NBA KEY DATES / OFFICIALS ROSTER

NATIONAL BASKETBALL ASSOCIATION KEY DATES

2017

September 8-10	Naismith Memorial Basketball Hall of Fame Enshrinement (Springfield, MA)
September 22	First allowable date for players participating in preseason NBA Global Games to report to their teams
September 23	Training Camps open for all teams participating in preseason NBA Global Games
September 25	First allowable date for all other veteran players to report to their teams
September 26	Training Camps open for all other teams
September 30	NBA Preseason games begin
October 5	NBA China Games 2017, Minnesota Timberwolves vs. Golden State Warriors (Shenzhen)
October 8	NBA China Games 2017, Minnesota Timberwolves vs. Golden State Warriors (Shanghai)
October 13	NBA Preseason ends
October 16	Rosters set for NBA Opening Day
October 17	Start of the 2017-18 NBA Regular Season (NBA Tip-Off 2017)
December 7	NBA Mexico City Games 2017, Brooklyn Nets vs. Miami Heat (Mexico City)
December 9	NBA Mexico City Games 2017, Brooklyn Nets vs. Oklahoma City Thunder (Mexico City)

2018

January 5	10-day contracts may now be signed
January 10	All contracts are guaranteed for the remainder of the season
January 11	NBA London Game 2018, Philadelphia 76ers vs Boston Celtics (London)
January 15	Last day to sign NBA Two-Way contracts
February 8	NBA Trade Deadline, 3 p.m. ET
February 16-18	NBA All-Star 2018 (Los Angeles, CA)
March 1	Playoff Eligibility Waiver Deadline
April 11-14	Portsmouth Invitational Tournament (Portsmouth, VA)
April 11	Regular Season ends
April 13	Rosters set for NBA Playoffs 2018, 3 p.m. ET
April 14	NBA Playoffs 2018 begin
April 22	NBA Early Entry Eligibility Deadline
April 30/May 1	Conference Semifinals begin (possible move up to April 28-29)
May 15-16	Conference Finals begin (possible move up to May 13-14)
May 31	NBA Finals 2017 begin
June 11	NBA Draft Early Entry Entrant Withdrawal Deadline, 5 p.m. ET
June 17	The Finals 2018 latest possible date
June 21	NBA Draft 2018

2017-18 OFFICIALS ROSTER

3	Buchert, Nick	21	Taylor, Dedic	39	Ford, Tyler	61	Kirkland, Courtney
4	Wright, Sean	22	Spooner, Bill	40	Wood, Leon	63	Richardson, Derek
5	Fitzgerald, Kane	23	Phillips, Jason	41	Mauer, Ken	64	Van Duyne, Justin
6	Brown, Tony	24	Callahan, Mike	42	Lewis, Eric	66	Workman, Haywoode
7	Holtkamp, Lauren	25	Brothers, Tony	44	Nansel, Brett	68	Goble, Jacyn
8	Davis, Marc	26	Fraher, Pat	45	Forte, Brian	71	Mott, Rodney
9	Stafford, Derrick	27	Ervin, Mitchell	46	Taylor, Ben	72	Orr, J.T.
10	Garretson, Ron	28	Scott, Kevin	47	Adams, Bennie	73	Maddox, Tre
11	Collins, Derrick	29	Lindsay, Mark	48	Foster, Scott	74	Blair, Curtis
12	Washington, CJ	30	Goble, John	49	Washington, Tom	77	Lane, Karl
13	McCutchen, Monty	31	Wall, Scott	50	Petratis, Gediminas		NON-STAFF OFFICIALS
14	Malloy, Ed	32	Kogut, Marat	51	Smith, Aaron	43	Myers, Matt
15	Zarba, Zach	33	Corbin, Sean	52	Twardoski, Scott	53	Richardson, Randy
16	Guthrie, David	34	Cutler, Kevin	55	Kennedy, Bill	54	Acosta, Ray
17	Sterling, Jonathan	35	Goldenberg, Jason	56	Ayotte, Mark	62	DeRosa, JB
18	Boland, Matt	36	Barnaky, Brent	58	Tiven, Josh	67	Adair, Brandon
19	Capers, James	37	Dalen, Eric	59	Zielinski, Gary	70	Ransom, Phenizee
20	Richardson, Leroy	38	Smith, Michael	60	Williams, James	76	Voyard-Tadal, Vladimir





2016-17 NBA HIGH-LOW / 2016-17 NBA ATTENDANCE

SINGLE GAME HIGHS - PLAYERS

Minutes	60	Millsap, ATL vs. NY, 1/29 (4 OT)
Minutes	46	Booker, PHO vs. UTA, 1/16
Field Goals	21	(3 times) Booker, PHO at BOS, 3/24
FG Attempts	44	Westbrook, OKC vs. PHO, 10/28 (OT)
FG Attempts	40	Booker, PHO at BOS, 3/24
3-Pt. Field Goals	13	Curry, GS vs. NO, 1/17
3-Pt. FG Attempts	19	Harden, HOU vs. DET, 4/7
Free Throws	24	Booker, PHO at BOS, 3/24
FT Attempts	26	Booker, PHO at BOS, 3/24
Off. Rebounds	13	Gobert, UTA vs. NY, 3/22
Def. Rebounds	20	Cousins, NO vs. SA, 3/3 (OT)
Def. Rebounds	20	(twice) Towns, MIN at HOU, 4/12
Rebounds	25	Gobert, UTA at DAL, 1/20 (OT)
Rebounds	25	(twice) Jordan, LAC at NO, 12/28
Assists	22	Westbrook, OKC vs. PHO, 12/17
Steals	10	Green, GS at MEM, 2/10
Turnovers	12	Harden, HOU vs. TOR, 11/23
Blocks	8	(3 times) Gobert, UTA at IND, 3/20
Points	70	Booker, PHO at BOS, 3/24

SINGLE GAME HIGHS & LOWS - TEAMS

Field Goals	57	Golden State, vs. LAC, 1/28
Fewest Field Goals	21	Dallas, vs. MEM, 11/18
FG Attempts	128	New York, at ATL, 1/29 (4 OT)
FG Attempts	109	Phoenix, at SAC, 4/11
Fewest FG Attempts	62	Utah, vs. MEM, 1/28
Field Goal Pct.	.640	Brooklyn, at PHI, 4/4
Lowest Field Goal %	.288	Dallas, vs. MEM, 11/18
3-Pt. Field Goals	25	Cleveland, at ATL, 3/3
3-Pt. FG Attempts	61	Houston, vs. NO, 12/16
3-Pt. FG Pct.	.700	Sacramento, at SA, 3/19
Free Throws	42	Washington, at PHO, 3/7
Free Throws	43	Toronto, vs. POR, 3/4
Fewest Free Throws	2	Indiana, at CHA, 3/6
FT Attempts	53	Washington, at PHO, 3/7
Fewest FT Attempts	3	Indiana, at CHA, 3/6
Free Throw Pct.	1.000	(17 times) Minnesota, at UTA, 4/7
Lowest Free Throw %	.176	Detroit, at NO, 3/1
Off. Rebounds	26	(twice) Atlanta, vs. BKN, 3/26
Fewest Off. Rebounds	1	(4 times) Brooklyn, at PHI, 4/4
Def. Rebounds	51	Detroit, vs. PHO, 3/19
Fewest Def. Reb.	18	Memphis, at TOR, 11/30
Rebounds	67	Chicago, at POR, 11/15
Fewest Rebounds	25	(4 times) Philadelphia, at OKC, 3/22
Assists	47	Golden State, vs. LAL, 11/23
Fewest Assists	7	Toronto, at MIA, 3/11
Personal Fouls	39	New York, at ATL, 1/29 (4 OT)
Personal Fouls	36	Phoenix, vs. DEN, 1/28
Fewest Per. Fouls	8	(4 times) Charlotte, vs. IND, 3/6
Steals	20	Houston, vs. LAL, 12/7
Turnovers	29	Denver, at WAS, 12/8
Fewest Turnovers	3	(twice) Portland, vs. UTA, 4/8
Blocks	15	San Antonio, vs. TOR, 1/3
Points	149	Golden State, vs. LAL, 11/23
Fewest Points	64	64, Dallas, vs. MEM, 11/18

2016-17 ATTENDANCE

TEAM	HOME ATTENDANCE		
	G	ATT	AVG
Atlanta Hawks	41	654,306	15,959
Boston Celtics	41	760,690	18,553
Brooklyn Nets	41	632,608	15,429
Charlotte Hornets	41	710,643	17,333
Chicago Bulls	41	888,882	21,680
Cleveland Cavaliers	41	843,042	20,562
Dallas Mavericks	41	811,366	19,789
Denver Nuggets	41	605,585	14,770
Detroit Pistons	41	655,141	15,979
Golden State Warriors	41	803,436	19,596
Houston Rockets	41	695,903	16,973
Indiana Pacers	41	684,578	16,697
Los Angeles Clippers	41	782,609	19,088
Los Angeles Lakers	41	776,917	18,949
Memphis Grizzlies	41	677,314	16,520
Miami Heat	41	805,400	19,644
Milwaukee Bucks	41	648,952	15,828
Minnesota Timberwolves	41	607,203	14,810
New Orleans Pelicans	41	663,099	16,173
New York Knickerbockers	41	810,741	19,774
Oklahoma City Thunder	41	746,323	18,203
Orlando Magic	41	727,875	17,753
Philadelphia 76ers	41	710,557	17,331
Phoenix Suns	41	708,639	17,284
Portland Trail Blazers	41	792,029	19,318
Sacramento Kings	41	721,928	17,608
San Antonio Spurs	41	755,347	18,423
Toronto Raptors	41	813,050	19,830
Utah Jazz	41	806,142	19,662
Washington Wizards	41	697,107	17,003
TOTALS	1230	21,997,412	17,884

TEAM	ROAD ATTENDANCE		
	G	ATT	AVG
Atlanta Hawks	41	722,066	17,611
Atlanta Hawks	41	730,479	17,817
Boston Celtics	41	705,843	18,313
Brooklyn Nets	41	727,958	17,755
Charlotte Hornets	41	720,119	17,564
Chicago Bulls	41	739,359	18,033
Cleveland Cavaliers	41	779,880	19,021
Dallas Mavericks	41	718,291	17,519
Denver Nuggets	41	714,236	17,420
Detroit Pistons	41	725,680	17,700
Golden State Warriors	41	779,621	19,015
Houston Rockets	41	743,761	18,141
Indiana Pacers	41	731,786	17,848
Los Angeles Clippers	41	733,478	17,890
Los Angeles Lakers	41	745,860	18,192
Memphis Grizzlies	41	723,881	17,656
Miami Heat	41	730,566	17,819
Milwaukee Bucks	41	735,056	17,928
Minnesota Timberwolves	41	742,174	18,102
New Orleans Pelicans	41	740,577	18,063
New York Knickerbockers	41	735,028	17,928
Oklahoma City Thunder	41	753,331	18,374
Orlando Magic	41	710,690	17,334
Philadelphia 76ers	41	705,569	17,209
Phoenix Suns	41	722,367	17,619
Portland Trail Blazers	41	719,788	17,556
Sacramento Kings	41	717,065	17,489
San Antonio Spurs	41	743,388	18,131
Toronto Raptors	41	734,953	17,926
Utah Jazz	41	705,701	17,212
Washington Wizards	41	735,927	17,949
TOTALS	1230	21,997,412	17,884



POINTS PER GAME

	G	FG	FT	PTS	AVG
Westbrook, OKC.	81	824	710	2558	31.6
Harden, Hou.	81	674	746	2356	29.1
Thomas, Bos.	76	682	590	2199	28.9
Davis, N.O.	75	770	519	2099	28.0
DeRozan, Tor.	74	721	545	2020	27.3
Lillard, Por.	75	661	488	2024	27.0
Cousins, Sac.-N.O.	72	647	517	1942	27.0
James, Cle.	74	736	358	1954	26.4
Leonard, S.A.	74	636	469	1888	25.5
Curry, G.S.	79	675	325	1999	25.3

REBOUNDS PER GAME

	G	OFF	DEF	TOT	AVG
Whiteside, Mia.	77	293	795	1088	14.1
Drummond, Det.	81	345	770	1115	13.8
Jordan, LA-C	81	298	816	1114	13.8
Gobert, Utah	81	314	721	1035	12.8
Howard, Atl.	74	296	644	940	12.7
Towns, Min.	82	296	711	1007	12.3
Davis, N.O.	75	172	712	884	11.8
Love, Cle.	60	148	518	666	11.1
Cousins, Sac.-N.O.	72	152	642	794	11.0
Westbrook, OKC.	81	137	727	864	10.7

ASSISTS PER GAME

	G	AST	AVG
Harden, Hou.	81	907	11.2
Wall, Was.	78	831	10.7
Westbrook, OKC.	81	840	10.4
Paul, LA-C	61	563	9.2
Rubio, Min.	75	682	9.1
James, Cle.	74	646	8.7
Teague, Ind.	82	639	7.8
Holiday, N.O.	67	488	7.3
Green, G.S.	76	533	7.0
Lowry, Tor.	60	417	7.0

STEALS PER GAME

	G	STL	AVG
Green, G.S.	76	154	2.03
Wall, Was.	78	157	2.01
Paul, LA-C	61	119	1.95
Covington, Phi.	67	127	1.90
Butler, Chi.	76	143	1.88
Ariza, Hou.	80	147	1.84
Curry, G.S.	79	142	1.80
Leonard, S.A.	74	133	1.80
Rubio, Min.	75	128	1.71
McConnell, Phi.	81	134	1.65

BLOCKS PER GAME

	G	BLK	AVG
Gobert, Utah	81	214	2.64
Davis, N.O.	75	167	2.23
Turner, Ind.	81	173	2.14
Whiteside, Mia.	77	162	2.10
Porzingis, N.Y.	66	129	1.95
Antetokounmpo, Mil.	80	151	1.89
Jordan, LA-C	81	134	1.65
Lopez, Bkn.	75	124	1.65
Durant, G.S.	62	99	1.60
Ibaka, Ori.-Tor.	79	124	1.57

FIELD GOAL %

	FG	FGA	PCT
Jordan, LA-C	412	577	.714
Gobert, Utah	413	625	.661
Capela, Hou.	362	563	.643
Howard, Atl.	388	613	.633
Gortat, Was.	390	674	.579
Jokic, Den.	494	854	.578
Adams, OKC.	374	655	.571
Whiteside, Mia.	542	973	.557
Valanciunas, Tor.	391	702	.557
James, Cle.	736	1344	.548

3-PT FIELD GOAL %

	3FG	3GA	PCT
Korver, Atl.-Cle.	162	359	.451
Crabbe, Por.	134	302	.444
Ingles, Utah	123	279	.441
Porter, Was.	148	341	.434
Redick, LA-C	201	468	.429
Curry, Dal.	137	322	.425
McCollum, Por.	185	439	.421
Harris, Den.	107	255	.420
Babbitt, Mia.	87	210	.414
Thompson, G.S.	268	647	.414

FREE THROW %

	FT	FTA	PCT
McCollum, Por.	268	294	.912
Thomas, Bos.	590	649	.909
Irving, Cle.	297	328	.905
Gallinari, Den.	349	387	.902
George, Ind.	336	374	.898
Curry, G.S.	325	362	.898
Lillard, Por.	488	545	.895
Bogdanovic, Bkn.-Was	217	243	.893
Belinelli, Cha.	150	168	.893
Paul, LA-C	232	260	.892

MINUTES PER GAME

	G	MIN	AVG
James, Cle.	74	2795	37.8
Lowry, Tor.	60	2244	37.4
Wiggins, Min.	82	3048	37.2
Butler, Chi.	76	2809	37.0
Towns, Min.	82	3031	37.0
Harden, Hou.	81	2947	36.4
Wall, Was.	78	2836	36.4
Davis, N.O.	75	2708	36.1
Lillard, Por.	75	2693	35.9
George, Ind.	75	2689	35.9



NBA DRAFT RESULTS

FIRST ROUND

1	Philadelphia 76ers	Markelle Fultz	PG	Washington (Fr.)
2	Los Angeles Lakers	Lonzo Ball	PG	UCLA (Fr.)
3	Boston Celtics	Jayson Tatum	F	Duke (Fr.)
4	Phoenix Suns	Josh Jackson	G/F	Kansas (Fr.)
5	Sacramento Kings	De'Aaron Fox	PG	Kentucky (Fr.)
6	Orlando Magic	Jonathan Isaac	F	Florida State (Fr.)
7	Minnesota Timberwolves	Lauri Markkanen	C	Arizona (Fr.)
8	New York Knicks	Frank Ntilikina	G	Strasbourg (France)
9	Dallas Mavericks	Dennis Smith	G	N.C. State (Fr.)
10	Sacramento Kings	Zach Collins	C	Gonzaga (Fr.)
11	Charlotte Hornets	Malik Monk	G	Kentucky (Fr.)
12	Detroit Pistons	Luke Kennard	G	Duke (So.)
13	Denver Nuggets	Donovan Mitchell	G	Louisville (So.)
14	Miami Heat	Bam Adebayo	F/C	Kentucky (Fr.)
15	Portland Trail Blazers	Justin Jackson	G/F	North Carolina (Jr.)
16	Chicago Bulls	Justin Patton	C	Creighton (Fr.)
17	Milwaukee Bucks	D.J. Wilson	F	Michigan (Jr.)
18	Indiana Pacers	T.J. Leaf	PF	UCLA (Fr.)
19	Atlanta Hawks	John Collins	F/C	Wake Forest (So.)
20	Portland Trail Blazers	Harry Giles	F/C	Duke (Fr.)
21	Oklahoma City Thunder	Terrance Ferguson	G/F	Adelaide (Australia)
22	Brooklyn Nets	Jarrett Allen	C	Texas (Fr.)
23	Toronto Raptors	OG Anunoby	F	Indiana (So.)
24	Utah Jazz	Tyler Lydon	F	Syracuse (So.)
25	Orlando Magic	Anžejs Pasečņiks	C	Gran Canaria (Spain)
26	Portland Trail Blazers	Caleb Swanigan	C	Purdue (So.)
27	Brooklyn Nets	Kyle Kuzma*	PF	Utah (Jr.)
28	Los Angeles Lakers	Tony Bradley [^]	C	North Carolina (Fr.)
29	San Antonio Spurs	Derrick White	G	Colorado (Sr.)
30	Utah Jazz	Josh Hart*	SG	Villanova (Sr.)

SECOND ROUND

31	Charlotte Hornets	Frank Jackson	PG	Duke (Fr.)
32	Phoenix Suns	Davon Reed	SG	Miami (Sr.)
33	Orlando Magic	Wesley Iwundu	SG	Kansas State (Sr.)
34	Sacramento Kings	Frank Mason	PG	Kansas (Sr.)
35	Orlando Magic	Ivan Rabb	PF/C	California (So.)
36	Philadelphia 76ers	Jonah Bolden	PF	Red Star Belgrade (Serbia)
37	Boston Celtics	Semi Ojeleye	F	SMU (Jr.)
38	Chicago Bulls	Jordan Bell	F	Oregon (Jr.)
39	Philadelphia 76ers	Jawun Evans	PG	Oklahoma State (So.)
40	New Orleans Pelicans	Dwayne Bacon	SF	Florida State (So.)
41	Atlanta Hawks	Tyler Dorsey	SG	Oregon (So.)
42	Utah Jazz	Thomas Bryant*	C	Indiana (So.)
43	Houston Rockets	Isaiah Hartenstein	PF/C	Zalgiris (Lithuania)
44	New York Knicks	Damyean Dotson	SG	Houston (Sr.)
45	Houston Rockets	Dillon Brooks	SF	Oregon (Jr.)
46	Philadelphia 76ers	Sterling Brown	SG	SMU (Sr.)
47	Indiana Pacers	Ike Anigbogu	C	UCLA (Fr.)
48	Milwaukee Bucks	Sindarius Thornwell	SF	S. Carolina (Sr.)
49	Denver Nuggets	Vlatko Cancar	PF	Mega Bemax (Serbia)
50	Philadelphia 76ers	Mathias Lessort	PF/C	Nanterre (France)
51	Denver Nuggets	Monte Morris	PG	Iowa State (Sr.)
52	New Orleans Pelicans	Edmond Sumner	PG	Xavier (Jr.)
53	Boston Celtics	Kadeem Allen	PG	Arizona (Sr.)
54	Phoenix Suns	Alec Peters	PF	Valparaiso (Sr.)
55	Utah Jazz	Nigel Williams-Goss	PG	Gonzaga (Jr.)
56	Boston Celtics	Jabari Bird	SG	California (Sr.)
57	Brooklyn Nets	Aleksander Vezenkov	F	FC Barcelona (Spain)
58	New York Knicks	Ognjen Jaramaz	PG	Mega Bemax (Serbia)
59	San Antonio Spurs	Jaron Blossomgame	SF	Clemson (Sr.)
60	Atlanta Hawks	Alpha Kaba	C	Mega Bemax (Serbia)



NBA CHAMPIONIS BY YEAR

SEASON	CHAMPION	COACH	OPONENT	W/L
1946-47	Philadelphia	Gotlieb	CHI	4-1
1947-48	Baltimore	Jeannette	PHI	4-2
1948-49	Minneapolis	Kundla	WAS	4-2
1949-50	Minneapolis	Kundla	SYR	4-2
1950-51	Rochester	Harrison	NYK	4-3
1951-52	Minneapolis	Kundla	NYK	4-3
1952-53	Minneapolis	Kundla	NYK	4-1
1953-54	Minneapolis	Kundla	SYR	4-3
1954-55	Syracuse	Cervi	FTW	4-3
1955-56	Philadelphia	Senesky	FTW	4-1
1956-57	Boston	Auerbach	STL	4-3
1957-58	St. Louis	Hannum	BOS	4-2
1958-59	Boston	Auerbach	MIN	4-0
1959-60	Boston	Auerbach	STL	4-3
1960-61	Boston	Auerbach	STL	4-1
1961-62	Boston	Auerbach	LAL	4-3
1962-63	Boston	Auerbach	LAL	4-2
1963-64	Boston	Auerbach	SFW	4-1
1964-65	Boston	Auerbach	LAL	4-1
1965-66	Boston	Auerbach	LAL	4-3
1966-67	Philadelphia	Hannum	SFW	4-2
1967-68	Boston	Russell	LAL	4-2
1968-69	Boston	Russell	LAL	4-3
1969-70	New York	Holzman	LAL	4-3
1970-71	Milwaukee	Costello	BAL	4-0
1971-72	Los Angeles	Sharman	NYK	4-1
1972-73	New York	Holzman	LAL	4-1
1973-74	Boston	Heinsohn	MIL	4-3
1974-75	Golden State	Attles	WAS	4-0
1975-76	Boston	Heinsohn	PHX	4-2
1976-77	Portland	Ramsay	PHI	4-2
1977-78	Washington	Motta	SEA	4-3
1978-79	Seattle	Wilkins	WAS	4-1
1979-80	Los Angeles	Westhead	PHI	4-2
1980-81	Boston	Fitch	HOU	4-2
1981-82	Los Angeles	Riley	PHI	4-2
1982-83	Philadelphia	Cunningham	LAL	4-0
1983-84	Boston	Jones	LAL	4-3
1984-85	L.A. Lakers	Riley	BOS	4-2
1985-86	Boston	Jones	HOU	4-2
1986-87	L.A. Lakers	Riley	BOS	4-2
1987-88	L.A. Lakers	Riley	DET	4-3
1988-89	Detroit	Daly	LAL	4-0
1989-90	Detroit	Daly	POR	4-1
1990-91	Chicago	Jackson	LAL	4-1
1991-92	Chicago	Jackson	POR	4-2
1992-93	Chicago	Jackson	PHX	4-2
1993-94	Houston	Tomjanovich	NYK	4-3
1994-95	Houston	Tomjanovich	ORL	4-0
1995-96	Chicago	Jackson	SEA	4-2
1996-97	Chicago	Jackson	UTA	4-2
1997-98	Chicago	Jackson	UTA	4-2
1998-99	San Antonio	Popovich	NYK	4-1
1999-00	L.A. Lakers	Jackson	IND	4-2
2000-01	L.A. Lakers	Jackson	PHI	4-1
2001-02	L.A. Lakers	Jackson	NJN	4-0
2002-03	San Antonio	Popovich	NJN	4-2
2003-04	Detroit	Brown	LAL	4-1
2004-05	San Antonio	Popovich	DET	4-3
2005-06	Miami	Riley	DAL	4-2
2006-07	San Antonio	Popovich	CLE	4-0
2007-08	Boston	Rivers	LAL	4-2
2008-09	L.A. Lakers	Jackson	ORL	4-1
2009-10	L.A. Lakers	Jackson	BOS	4-3
2010-11	Dallas	Carlisle	MIA	4-2
2011-12	Miami	Spoelstra	OKC	4-1
2012-13	Miami	Spoelstra	SAS	4-3
2013-14	San Antonio	Popovich	MIA	4-1
2014-15	Golden State	Kerr	CLE	4-2
2015-16	Cleveland	Lue	GSW	4-3
2016-17	Golden State	Kerr	CLE	4-1





NBA AWARD WINNERS

MOST VALUABLE PLAYER (MAURICE PODOLOFF TROPHY)

1956	Bob Pettit	STL
1957	Bob Cousy	BOS
1958	Bill Russell	BOS
1959	Bob Pettit	STL
1960	Wilt Chamberlain	PHI
1961	Bill Russell	BOS
1962	Bill Russell	BOS
1963	Bill Russell	BOS
1964	Oscar Robertson	CIN
1965	Bill Russell	BOS
1966	Wilt Chamberlain	PHI
1967	Wilt Chamberlain	PHI
1968	Wilt Chamberlain	PHI
1969	Wes Unseld	BAL
1970	Willis Reed	NYK
1971	K. Abdul-Jabbar	MIL
1972	K. Abdul-Jabbar	MIL
1973	Dave Cowens	BOS
1974	K. Abdul-Jabbar	LAL
1975	Bob McAdoo	BUF
1976	K. Abdul-Jabbar	LAL
1977	K. Abdul-Jabbar	LAL
1978	Bill Walton	POR
1979	Moses Malone	HOU
1980	K. Abdul-Jabbar	LAL
1981	Julius Erving	PHI
1982	Moses Malone	HOU
1983	Moses Malone	PHI
1984	Larry Bird	BOS
1985	Larry Bird	BOS
1986	Larry Bird	BOS
1987	Magic Johnson	LAL
1988	Michael Jordan	CHI
1989	Magic Johnson	LAL
1990	Magic Johnson	LAL
1991	Michael Jordan	CHI
1992	Michael Jordan	CHI
1993	Charles Barkley	PHX
1994	Hakeem Olajuwon	HOU
1995	David Robinson	SAS
1996	Michael Jordan	CHI
1997	Karl Malone	UTA
1998	Michael Jordan	CHI
1999	Karl Malone	UTA
2000	Shaquille O'Neal	LAL
2001	Allen Iverson	PHI
2002	Tim Duncan	SAS
2003	Tim Duncan	SAS
2004	Kevin Garnett	MIN
2005	Steve Nash	PHX
2006	Steve Nash	PHX
2007	Dirk Nowitzki	DAL
2008	Kobe Bryant	LAL
2009	LeBron James	CLE
2010	LeBron James	CLE
2011	Derrick Rose	CHI
2012	LeBron James	MIA
2013	LeBron James	MIA
2014	Kevin Durant	OKC
2015	Stephen Curry	GSW
2016	Stephen Curry	GSW
2017	Russell Westbrook	OKC

BILL RUSSELL NBA FINALS MVP

1969	Jerry West	LAL
1970	Willis Reed	NYK
1971	K. Abdul-Jabbar	MIL
1972	Wilt Chamberlain	LAL
1973	Willis Reed	NYK
1974	John Havlicek	BOS
1975	Rick Barry	GSW
1976	Jo Jo White	BOS
1977	Bill Walton	POR
1978	Wes Unseld	WAS
1979	Dennis Johnson	SEA
1980	Magic Johnson	LAL
1981	Cedric Maxwell	BOS
1982	Magic Johnson	LAL
1983	Moses Malone	PHI
1984	Larry Bird	BOS
1985	K. Abdul-Jabbar	LAL
1986	Larry Bird	BOS
1987	Magic Johnson	LAL
1988	James Worthy	LAL
1989	Joe Dumars	DET
1990	Isiah Thomas	DET
1991	Michael Jordan	CHI
1992	Michael Jordan	CHI
1993	Michael Jordan	CHI
1994	Hakeem Olajuwon	HOU
1995	Hakeem Olajuwon	HOU
1996	Michael Jordan	CHI
1997	Michael Jordan	CHI
1998	Michael Jordan	CHI
1999	Tim Duncan	SAS
2000	Shaquille O'Neal	LAL
2001	Shaquille O'Neal	LAL
2002	Shaquille O'Neal	LAL
2003	Tim Duncan	SAS
2004	Chauncey Billups	DET
2005	Tim Duncan	SAS
2006	Dwyane Wade	MIA
2007	Tony Parker	SAS
2008	Paul Pierce	BOS
2009	Kobe Bryant	LAL
2010	Kobe Bryant	LAL
2011	Dirk Nowitzki	DAL
2012	LeBron James	MIA
2013	LeBron James	MIA
2014	Kawhi Leonard	SAS
2015	Andre Iguodala	GSW
2016	LeBron James	CLE
2017	Kevin Durant	GSW

SPORTSMANSHIP AWARD

1996	Joe Dumars	DET
1997	Terrill Brandon	CLE
1998	Avery Johnson	SAS
1999	Hershey Hawkins	SEA
2000	Eric Snow	PHI
2001	David Robinson	SAS
2002	Steve Smith	SAS
2003	Ray Allen	SEA
2004	P.J. Brown	NOH
2005	Grant Hill	ORL
2006	Elton Brand	LAC
2007	Luol Deng	CHI
2008	Grant Hill	PHX
2009	Chauncey Billups	DEN
2010	Grant Hill	PHX
2011	Stephen Curry	GSW
2012	Jason Kidd	DAL
2013	Jason Kidd	NYK
2014	Mike Conley Jr.	MEM
2015	Kyle Korver	ATL
2016	Mike Conley Jr.	MEM
2017	Kemba Walker	CHA

DEFENSIVE PLAYER OF THE YEAR

1983	Sidney Moncrief	MIL
1984	Sidney Moncrief	MIL
1985	Mark Eaton	UTA
1986	Alvin Robertson	SAS
1987	Michael Cooper	LAL
1988	Michael Jordan	CHI
1989	Mark Eaton	UTA
1990	Dennis Rodman	DET
1991	Dennis Rodman	DET
1992	David Robinson	SAS
1993	Hakeem Olajuwon	HOU
1994	Hakeem Olajuwon	HOU
1995	Dikembe Mutombo	SEA
1996	Gary Payton	DEN
1997	Dikembe Mutombo	ATL
1998	Dikembe Mutombo	ATL
1999	Alonzo Mourning	MIA
2000	Alonzo Mourning	MIA
2001	Dikembe Mutombo	PHI
2002	Ben Wallace	DET
2003	Ben Wallace	DET
2004	Ron Artest	IND
2005	Ben Wallace	DET
2006	Ben Wallace	DET
2007	Marcus Camby	DEN
2008	Kevin Garnett	BOS
2009	Dwight Howard	ORL
2010	Dwight Howard	ORL
2011	Dwight Howard	ORL
2012	Tyson Chandler	NYK
2013	Marc Gasol	MEM
2014	Joakim Noah	SAS
2015	Kawhi Leonard	CHI
2016	Kawhi Leonard	SAS
2017	Draymond Green	GSW

SIXTH MAN AWARD

1983	Bobby Jones	PHI
1984	Kevin McHale	BOS
1985	Kevin McHale	BOS
1986	Bill Walton	BOS
1987	Ricky Pierce	MIL
1988	Roy Tarpley	DAL
1989	Eddie Johnson	PHX
1990	Ricky Pierce	MIL
1991	Detlef Schrempf	IND
1992	Detlef Schrempf	IND
1993	Cliff Robinson	POR
1994	Dell Curry	CHA
1995	Anthony Mason	NYK
1996	Toni Kukoc	CHI
1997	Danny Starks	PHX
1998	John Manning	NYK
1999	Darrell Armstrong	ORL
2000	Rodney Rogers	PHX
2001	Aaron McKie	PHI
2002	Corliss Williamson	SAS
2003	Bobby Jackson	DET
2004	Antawn Jamison	DAL
2005	Ben Gordon	CHI
2006	Mike Miller	MEM
2007	Leandro Barbosa	PHX
2008	Manu Ginobili	SAS
2009	Jason Terry	DAL
2010	Jamal Crawford	ATL
2011	Lamar Odom	LAL
2012	James Harden	OKC
2013	J.R. Smith	NYK
2014	Jamal Crawford	LAC
2015	Lou Williams	TOR
2016	Jamal Crawford	LAC
2017	Eric Gordon	HOU

ROOKIE OF THE YEAR (EDDIE GOTTLIEB TROPHY)

1953	Don Meineke	FTW
1954	Ray Felix	BAL
1955	Bob Pettit	MIL
1956	Maurice Stokes	ROC
1957	Tom Heinsohn	BOS
1958	Woody Sauldsberry	PHI
1959	Elgin Baylor	MIN
1960	Wilt Chamberlain	PHI
1961	Oscar Robertson	CIN
1962	Walt Bellamy	CHI
1963	Terry Dischinger	CHI
1964	Jerry Lucas	CIN
1965	Willis Reed	NYK
1966	Rick Barry	SFW
1967	Dave Bing	DET
1968	Earl Monroe	BAL
1969	Wes Unseld	BAL
1970	K. Abdul-Jabbar	MIL
1971	Geoff Petrie	POR
1972	Dave Cowens	BOS
1973	Sidney Wicks	POR
1974	Bob McAdoo	BUF
1975	Ernie DiGregorio	BUF
1976	Keith Wikes	GSW
1977	Alvan Adams	PHX
1978	Adrian Dantley	PHX
1979	Walter Davis	PHI
1980	Phil Ford	KCK
1981	Larry Bird	BOS
1982	Darrell Griffith	UTA
1983	Buck Williams	NJN
1984	Terry Cummings	SDC
1985	Ralph Sampson	HOU
1986	Michael Jordan	CHI
1987	Patrick Ewing	NYK
1988	Chuck Person	IND
1989	Mark Jackson	NYK
1990	Mitch Richmond	GSW
1991	David Robinson	SAS
1992	Derrick Coleman	NJN
1993	Larry Johnson	CHA
1994	Shaquille O'Neal	ORL
1995	Chris Webber	DET
1996	Grant Hill	GSW
1997	Jason Kidd	DAL
1998	Damon Stoudamire	POR
1999	Allen Iverson	PHI
2000	Tim Duncan	SAS
2001	Vince Carter	TOR
2002	Elton Brand	CHI
2003	Steve Francis	HOU
2004	Mike Miller	ORL
2005	Pau Gasol	MEM
2006	Amare Stoudemire	PHX
2007	LeBron James	CLE
2008	Emeka Okafor	CHA
2009	Chris Paul	NOK
2010	Brandon Roy	POR
2011	Kevin Durant	SEA
2012	Derrick Rose	SAC
2013	Tyreke Evans	CHI
2014	Blake Griffin	LAC
2015	Kyrie Irving	CLE
2016	Damian Lillard	POR
2017	Michael Carter-Williams	PHI
2018	Andrew Wiggins	MIN
2019	Karl-Anthony Towns	MIN
2020	Malcolm Brogdon	MIL





J. WALTER KENNEDY CITIZENSHIP AWARD

1975	Wes Unseld	WAS
1976	Slick Watts	SEA
1977	Dave Bing	WAS
1978	Bob Lanier	DET
1979	Calvin Murphy	HOU
1980	Austin Carr	CLE
1981	Mike Glenn	NYK
1982	Kent Benson	DET
1983	Julius Erving	PHI
1984	Frank Layden	UTA
1985	Dan Issel	DEN
1986	Michael Cooper	LAL
	Rory Sparrow	NYK
1987	Isiah Thomas	DET
1988	Alex English	DEN
1989	Thurl Bailey	UTA
1990	Doc Rivers	ATL
1991	Kevin Johnson	PHX
1992	Magic Johnson	LAL
1993	Terry Porter	POR
1994	Joe Dumars	DET
1995	Joe O'Toole	ATL
1996	Chris Dudley	POR
1997	P. J. Brown	MIA
1998	Steve Smith	ATL
1999	Brian Grant	POR
2000	Vlade Divac	SAC
2001	Dikembe Mutombo	PHI
2002	Alonzo Mourning	MIA
2003	David Robinson	SAS
2004	Reggie Miller	IND
2005	Eric Snow	CLE
2006	Kevin Garnett	MIN
2007	Steve Nash	PHX
2008	Chauncey Billups	DET
2009	Dikembe Mutombo	HOU
2010	Samuel Dalembert	PHI
2011	Metta World Peace	LAL
2012	Pau Gasol	LAL
2013	Kenneth Faried	DEN
2014	Luol Deng	CLE
2015	Joakim Noah	CHI
2016	Wayne Ellington	BKN
2017	LeBron James	CLE

MOST IMPROVED PLAYER

1986	Alvin Robertson	SAS
1987	Dale Ellis	SEA
1988	Kevin Duckworth	POR
1989	Kevin Johnson	PHX
1990	Rony Seikaly	MIA
1991	Scott Skiles	ORL
1992	Pervis Ellison	WAS
1993	M. Abdul-Rauf	DEN
1994	Don MacLean	WAS
1995	Dana Barros	PHI
1996	Gheorghie Muresan	WAS
1997	Isaac Austin	MIA
1998	Alan Henderson	ATL
1999	Darrell Armstrong	ORL
2000	Jalen Rose	IND
2001	Tracy McGrady	ORL
2002	Jermaine O'Neal	IND
2003	Gilbert Arenas	WAS
2004	Zach Randolph	POR
2005	Bobby Simmons	LAC
2006	Boris Diaw	PHX
2007	Monta Ellis	GSW
2008	Hedo Turkoglu	ORL
2009	Danny Granger	IND
2010	Aaron Brooks	HOU
2011	Kevin Love	MIN
2012	Ryan Anderson	ORL
2013	Paul George	IND
2014	Goran Dragic	PHX
2015	Jimmy Butler	CHI
2016	C. J. McCollum	POR
2017	Giannis Antetokounmpo	MIL

COACH OF THE YEAR (RED AUERBACH TROPHY)

1963	Harry Gallatin	STL
1964	Alex Hannum	SFW
1965	Red Auerbach	BOS
1966	Dolph Schayes	PHI
1967	Johnny Kerr	CHI
1968	Richie Guerin	STL
1969	Gene Shue	BAL
1970	Red Holzman	NYK
1971	Dick Motta	CHI
1972	Bill Sharman	LAL
1973	Tom Heinsohn	BOS
1974	Ray Scott	DET
1975	Phil Johnson	KCK
1976	Bill Fitch	CLE
1977	Tom Nissalke	HOU
1978	Hubie Brown	ATL
1979	Cotton Fitzsimmons	KCK
1980	Bill Fitch	BOS
1981	Jack McKinney	IND
1982	Gene Shue	WAS
1983	Don Nelson	MIL
1984	Frank Layden	UTA
1985	Don Nelson	MIL
1986	Mike Fratello	ATL
1987	Mike Schuler	POR
1988	Doug Moe	DEN
1989	Cotton Fitzsimmons	PHX
1990	Pat Riley	LAL
1991	Don Chaney	HOU
1992	Don Nelson	GSW
1993	Pat Riley	NYK
1994	Lenny Wilkens	ATL
1995	Del Harris	LAL
1996	Phil Jackson	CHI
1997	Pat Riley	MIA
1998	Larry Bird	IND
1999	Mike Dunleavy	POR
2000	Doc Rivers	ORL
2001	Larry Brown	PHI
2002	Rick Carlisle	DET
2003	Gregg Popovich	SAS
2004	Hubie Brown	MEM
2005	Mike D'Antoni	PHX
2006	Avery Johnson	DAL
2007	Sam Mitchell	TOR
2008	Byron Scott	NOH
2009	Mike Brown	CLE
2010	Scott Brooks	OKC
2011	Tom Thibedeau	CHI
2012	Gregg Popovich	SAS
2013	George Karl	DEN
2014	Gregg Popovich	SAS
2015	Mike Budenholzer	ATL
2016	Steve Kerr	GSW
2017	Mike D'Antoni	HOU

EXECUTIVE OF THE YEAR

1973	Joe Axelson	KCO
1974	Eddie Donovan	BUF
1975	Dick Vertlieb	GSW
1976	Jerry Colangelo	PHX
1977	Ray Patterson	HOU
1978	Angelo Drossos	SAS
1979	Bob Ferry	BOS
1980	Red Auerbach	BOS
1981	Jerry Colangelo	PHX
1982	Bob Ferry	WAS
1983	Zollie Volchok	SEA
1984	Frank Layden	UTA
1985	Vince Boryla	DEN
1986	Stan Kasten	ATL
1987	Stan Kasten	ATL
1988	Jerry Krause	CHI
1989	Jerry Colangelo	PHX
1990	Bob Bass	SAS
1991	Bucky Buckwalter	POR
1992	Wayne Embry	CLE
1993	Jerry Colangelo	PHX
1994	Bob Whitsitt	SEA
1995	Jerry West	LAL
1996	Jerry Krause	CHI
1997	Bob Bass	CHA
1998	Wayne Embry	CLE
1999	Geoff Petrie	SAC
2000	John Gabriel	ORL
2001	Geoff Petrie	SAC
2002	Rod Thorn	NUN
2003	Joe Dumars	DET
2004	Jerry West	MEM
2005	Bryan Colangelo	PHX
2006	Elgin Baylor	LAC
2007	Bryan Colangelo	TOR
2008	Danny Ainge	BOS
2009	Mark Warkentien	DEN
2010	John Hammond	MIL
2011	Gar Forman	CHI
	Pat Riley	MIA
2012	Larry Bird	IND
2013	Masai Ujiri	DEN
2014	R.C. Buford	SAS
2015	Bob Myers	GSW
2016	R.C. Buford	SAS
2017	Bob Myers	GSW





NBA ALL-TIME SINGLE-GAME BESTS

POINTS

Wilt Chamberlain	3/2/62	vs. NYK	100
Kobe Bryant	1/22/06	vs. TOR	81
Wilt Chamberlain	12/8/61	vs. LAL	78***
Wilt Chamberlain	1/13/62	vs. CHI	73
Wilt Chamberlain	11/62/62	at NYK	73
David Thompson	4/9/78	at DET	73
Wilt Chamberlain	11/3/62	at LAL	72
Elgin Baylor	11/15/60	at NYK	71
David Robinson	4/24/94	at LAC	71
Wilt Chamberlain	3/10/63	at SYR	70
Devin Booker	3/24/17	at BOS	70

FIELD GOALS MADE

Wilt Chamberlain	3/2/62	vs. NYK	36-63
Wilt Chamberlain	12/8/61	vs. LAL	31-62***
Wilt Chamberlain	12/16/67	at CHI	30-40
Rick Barry	3/26/74	vs. POR	30-45
Wilt Chamberlain	1/13/62	vs. CHI	29-48
Wilt Chamberlain	11/3/62	at LAL	29-48
Wilt Chamberlain	11/16/62	at NYK	29-43
Wilt Chamberlain	2/9/69	vs. PHX	29-35
Elgin Baylor	11/15/60	at NYK	28-48
Wilt Chamberlain	12/9/61	vs. CHI	28-48
Wilt Chamberlain	1/11/63	vs. LAL	28-47
Wilt Chamberlain	2/7/66	vs. LAL	28-43
David Thompson	4/9/78	at DET	28-38
Kobe Bryant	1/22/06	vs. TOR	28-46

FREE THROWS MADE

Wilt Chamberlain	3/2/62	vs. NYK	28-32
Adrian Dantley	1/4/84	vs. HOU	28-29
Adrian Dantley	11/25/83	vs. DEN	27-31
Adrian Dantley	10/31/80	vs. DAL	26-29
Michael Jordan	2/26/87	vs. NJN	26-27
Dwight Howard	3/12/13	at ORL	25-39
Frank Selvy	12/2/54	vs. MIN	24-26
Willie Burton	12/13/94	vs. MIA	24-28
Allen Iverson	2/12/05	vs. ORL	24-27
LeBron James	3/12/06	vs. MIA	24-28
Kevin Durant	1/23/09	at LAC	24-26
DeMar DeRozan	3/4/16	vs. POR	24-25
Devin Booker	3/24/17	at BOS	24-26

ASSISTS

Scott Skiles	12/30/90	vs. DEN	30
Kevin Porter	2/24/78	vs. HOU	29
Bob Cousy	2/27/59	vs. LAL	28
Guy Rodgers	3/14/63	vs. STL	28
John Stockton	1/15/91	vs. SAS	28
Geoff Huston	1/27/82	vs. GSW	27
John Stockton	12/19/89	at NYK	27
John Stockton	4/14/88	vs. POR	26
Ernie DiGregorio	1/1/74	at POR	25
Kevin Porter	3/9/79	vs. BOS	25
Kevin Porter	4/1/79	at PHX	25
Isiah Thomas	2/13/85	vs. DAL	25
Nate McMillan	2/23/87	vs. LAC	25
Kevin Johnson	4/6/94	vs. SAS	25
Jason Kidd	2/8/96	vs. UTA	25**

REBOUNDS

Wilt Chamberlain	11/24/60	vs. BOS	55
Bill Russell	2/5/60	vs. SYR	51
Bill Russell	11/16/57	vs. PHI	49
Bill Russell	3/11/65	vs. DET	49
Wilt Chamberlain	2/6/60	vs. SYR	45
Wilt Chamberlain	1/21/61	vs. LAL	45
Wilt Chamberlain	11/10/59	vs. NYK	43
Wilt Chamberlain	12/8/61	vs. LAL	43***
Bill Russell	1/20/63	vs. LAL	43
Wilt Chamberlain	3/6/65	vs. BOS	43

STEALS

Larry Kenon	12/26/76	at KCK	11
Kendall Gill	4/3/99	vs. MIA	11
Jerry West	12/7/73	vs. SEA	10
Larry Steele	11/16/74	vs. LAL	10
Fred Brown	12/3/76	at PHI	10
Gus Williams	2/22/78	at NJN	10
Eddie Jordan	3/23/79	at PHI	10
Johnny Moore	3/6/85	vs. IND	10
Fat Lever	3/9/85	vs. IND	10
Clyde Drexler	1/10/86	at MIL	10
Alvin Robertson	2/18/86	vs. PHX	10
Alvin Robertson	11/22/86	at LAC	10
Ron Harper	3/10/87	vs. PHI	10
Michael Jordan	1/29/88	vs. NJN	10
Alvin Robertson	1/11/89	vs. HOU	10*
Alvin Robertson	11/19/90	vs. UTA	10
Kevin Johnson	12/9/93	vs. WAS	10
Clyde Drexler	11/1/96	vs. SAC	10
Mookie Blaylock	4/14/98	vs. PHI	10
Michael Finley	1/23/01	vs. PHI	10
Brandon Roy	1/24/09	vs. WAS	10
Draymond Green	2/10/17	at MEM	10

BLOCKED SHOTS

Elmore Smith	10/28/73	vs. POR	17
Manute Bol	1/25/86	vs. ATL	15
Manute Bol	2/26/87	vs. IND	15
Shaquille O'Neal	11/20/93	at NJN	15
Elmore Smith	10/26/73	vs. DET	14
Elmore Smith	11/4/73	vs. HOU	14
Mark Eaton	1/18/85	vs. POR	14
Mark Eaton	2/18/89	vs. SAS	14
George Johnson	2/24/81	vs. GSW	13
Mark Eaton	2/18/83	vs. POR	13
Darryl Dawkins	11/5/83	vs. PHI	13
Ralph Sampson	12/9/83	at CHI	13*
Manute Bol	2/2/90	vs. NJN	13
Shawn Bradley	4/7/98	vs. POR	13





YEAR IN REVIEW

102	Season Overall Statistics
102	Lakers Transactions
103	Home / Road Statistics
104	2016-17 Key Dates
105	Breakdown
106	Game-by-Game
107	Miscellaneous Statistics
108	Highs/Lows



2016-17 SEASON OVERALL STATISTICS & TRANSACTIONS

2016-17 LOS ANGELES LAKERS REGULAR SEASON STATISTICS (26-56)

PLAYER	- FIELD GOALS -					- 3-POINT FG -			- FREE THROWS -			- REBOUNDS -				AST	PF	DQ	STL	TO	BLK	PTS	AVG
	G	GS	MIN	FG	FGA	PCT	FG	FGA	PCT	FT	FTA	PCT	OFF	DEF	TOT								
Williams	58	1	1403	326	734	44.4	122	317	38.5	304	344	88.4	14	118	132	183	67	0	65	120	11	1078	18.6
Russell	63	60	1811	351	867	40.5	135	384	35.2	147	188	78.2	31	190	221	303	130	1	87	176	16	984	15.6
Clarkson	62	19	2397	477	1071	44.5	117	356	32.9	134	168	79.8	49	197	246	213	150	0	89	164	8	1205	14.7
Young	60	60	1556	272	633	43.0	170	421	40.4	77	90	85.6	25	113	138	58	137	0	37	36	14	791	13.2
Randle	74	73	2132	377	774	48.7	17	63	27.0	204	282	72.3	151	486	637	264	248	2	49	173	37	975	13.2
Ingram	79	40	2279	276	686	40.2	55	187	29.4	133	214	62.1	60	256	316	166	158	1	49	116	36	740	9.4
Deng	56	49	1486	164	424	38.7	51	165	30.9	46	63	73.0	63	232	295	74	61	0	48	43	20	425	7.6
Zubac	38	11	609	126	238	52.9	0	3	0.00	32	49	65.3	41	118	159	30	66	0	14	30	33	284	7.5
Mozgov	54	52	1104	169	328	51.5	0	1	0.00	63	78	80.8	104	160	264	43	133	2	16	72	31	401	7.4
Nance	63	7	1442	190	361	52.6	10	36	27.8	59	80	73.8	120	249	369	96	149	0	82	56	39	449	7.1
Nwaba	20	2	397	47	81	58.0	1	5	20.0	25	39	64.1	17	46	63	14	36	0	12	11	7	120	6.0
Black	67	16	1091	150	293	51.2	1	2	50.0	82	109	75.2	143	199	342	39	173	1	30	58	44	383	5.7
Robinson	48	1	560	105	196	53.6	0	1	0.00	31	66	47.0	84	139	223	31	76	0	26	46	9	241	5.0
Brewer (TOT)	82	11	1281	147	348	42.2	27	118	22.9	50	68	73.5	32	134	166	97	133	0	61	55	20	371	4.5
Brewer (LAL)	24	3	358	53	121	43.8	5	24	20.8	18	24	75.0	11	41	52	36	29	0	24	19	6	129	5.4
Ennis (TOT)	53	2	588	90	208	43.3	27	70	38.6	21	25	84.0	9	36	45	86	58	0	25	45	2	228	4.3
Ennis (LAL)	22	2	392	65	144	45.1	21	54	38.9	19	22	86.4	5	21	26	52	29	0	19	21	2	170	7.7
Calderon	24	11	292	32	77	41.6	12	34	35.3	4	4	100.0	8	34	42	51	22	0	7	26	1	80	3.3
Huertas	23	1	237	25	68	36.8	4	19	21.1	9	17	52.9	2	22	24	52	16	0	10	19	2	63	2.7
World Peace	25	2	160	19	68	27.9	9	38	23.7	10	16	62.5	5	15	20	11	18	0	10	7	2	57	2.3
LAKERS	82	-	19705	3224	7164	45.0	730	2110	34.6	1397	1853	75.4	933	2636	3569	1716	1698	7	674	1243	320	8575	104.6
OPPONENTS	82	-	19705	3405	7054	48.3	830	2246	37.0	1499	1966	76.2	843	2801	3644	2110	1520	9	698	1188	441	9139	111.5

PLAYER	- SINGLE-GAME HIGHS -					- AVERAGE PER GAME -					- CAREER HIGHS (C=SET, T=TIRED THIS SEASON) -										
	MIN	REB	AST	ST	TO	PTS	MIN	REB	AST	STL	TO	BLK	PTS	FG	FGA	FT	FTA	REB	AST	PTS	
Williams	35	6	8	4	6	1	40	24.2	2.3	3.2	1.12	2.1	0.19	18.6	13C	27C	16	19	10	12	44
Russell	41	8	11	4	7	3	40	28.7	3.5	4.8	1.38	2.8	0.25	15.6	14T	26C	11	13	10	11C	40C
Clarkson	47	7	8	5	7	1	35	29.2	3.0	2.6	1.09	2.0	0.10	14.7	13C	21	10C	11C	10	11	35C
Young	38	7	4	3	3	2	32	25.9	2.3	1.0	0.62	0.6	0.23	13.2	15	33	13	14	9	6	43
Randle	38	20	11	3	6	5	32	28.8	8.6	3.6	0.66	2.3	0.50	13.2	13C	19T	9C	11T	20T	11C	32C
Ingram	42	10	9	3	5	3	22	28.9	4.0	2.1	0.62	1.5	0.46	9.4	10C	18C	8C	9C	10C	9C	22C
Deng	37	14	6	4	3	3	22	26.5	5.3	1.3	0.86	0.8	0.36	7.6	18	27	11	17	20	11	40
Zubac	36	13	3	2	4	4	25	16.0	4.2	0.8	0.37	0.8	0.87	7.5	12C	15C	4C	4C	13C	3C	25C
Mozgov	38	13	4	4	4	3	20	20.4	4.9	0.8	0.30	1.3	0.57	7.4	10	15	8	10	29	4T	23
Nance	40	14	6	6	4	3	18	22.9	5.9	1.5	1.30	0.9	0.62	7.1	8T	14C	9C	10C	14T	6C	18C
Nwaba	35	8	3	3	3	2	19	19.9	3.2	0.7	0.60	0.6	0.35	6.0	6C	9C	7C	10C	8C	3C	19C
Black	30	13	3	3	3	3	15	16.3	5.1	0.6	0.45	0.9	0.66	5.7	8	13C	6	11	19	3T	18
Robinson	22	12	3	4	4	2	16	11.7	4.6	0.6	0.54	1.0	0.19	5.0	10	16	5	15	18	5	23
Brewer (TOT)	29	9	5	4	4	2	15	15.6	2.0	1.2	0.74	0.7	0.24	4.5	19	30	11	15	18	9	51
Brewer (LAL)	24	9	5	4	4	2	12	14.9	2.2	1.5	1.00	0.8	0.33	5.4							
Ennis (TOT)	39	3	6	3	4	1	20	11.1	0.8	1.6	0.47	0.8	0.04	4.3	8C	15C	3T	4	6	12	20C
Ennis (LAL)	39	3	6	3	4	1	20	17.8	1.2	2.4	0.86	1.0	0.09	7.7							
Calderon	28	6	6	2	4	1	12	12.2	1.8	2.1	0.29	1.1	0.04	3.3	13	21	9	9	10	19	30
Huertas	31	4	7	5	6	1	12	10.3	1.0	2.3	0.43	0.8	0.09	2.7	6	11	4C	4T	6	10	13
World Peace	25	4	2	4	2	1	18	6.4	0.8	0.4	0.40	0.3	0.08	2.3	15	29	15	21	16	11	39

TRANSACTIONS

- 6/23/16 Selected Brandon Ingram with the second pick and Ivica Zubac with the 32nd pick in the 2016 NBA Draft
- 7/7/16 Signed free agents Jordan Clarkson and Luol Deng
Acquired Jose Calderon and two second round draft picks from the Chicago Bulls in exchange for the draft rights to Ater Majok
- 7/8/16 Signed free agent Timofey Mozgov
- 8/5/16 Signed free agent Marcelo Huertas
- 8/22/16 Signed free agent Yi Jianlian
- 8/24/16 Signed free agent Tarik Black
- 8/29/16 Signed free agent Zach Auguste
- 9/1/16 Signed free agents Julian Jacobs and Travis Wear
- 9/21/16 Signed free agent Thomas Robinson
- 9/23/16 Signed free agent Metta World Peace
- 10/12/16 Waived Zach Auguste, Julian Jacobs and Travis Wear
- 10/24/16 Waived Anthony Brown and Yi Jianlian
- 2/23/17 Acquired Corey Brewer and a 2017 first round draft pick from the Houston Rockets in exchange for Lou Williams
- 2/27/17 Waived Jose Calderon
- 2/28/17 Signed David Nwaba to a 10-day contract
- 3/11/17 Re-signed David Nwaba to a second 10-day contract
- 3/21/17 Signed David Nwaba to a multi-year deal

G LEAGUE TRANSACTIONS

- Assigned Ivica Zubac (11/16, 11/22, 12/8, 12/10, 12/28, 12/30, 1/4, 1/6, 1/13, 1/14, 3/10)
- Recalled Ivica Zubac (11/18, 12/5, 12/9, 12/11, 12/29, 12/30, 1/6, 1/7, 1/13, 1/15, 3/11)
- Assigned David Nwaba (3/4, 3/11, 4/6, 4/8, 4/10)
- Recalled David Nwaba (3/5, 3/11, 4/7, 4/9, 4/11)



2016-17 HOME & ROAD STATISTICS



2016-17 LAKERS REGULAR SEASON HOME STATISTICS (17-24)

PLAYER	G	GS	MIN	- FIELD GOALS -			- 3-POINT FG -			- FREE THROWS -			- REBOUNDS -		AST	PF	DQ	STL	TO	BLK	PTS	AVG	
				FG	FGA	PCT	FG	FGA	PCT	FT	FTA	PCT	OFF	DEF									TOT
Williams	26	0	635	157	348	.451	62	152	.408	123	140	87.9	6	61	67	89	29	0	25	50	5	499	19.2
Russell	34	33	990	201	471	.427	82	216	.380	77	100	.770	15	115	130	170	64	0	44	91	6	561	16.5
Clarkson	41	12	1219	236	521	.453	54	168	.321	63	101	.822	29	100	129	120	73	0	51	84	4	609	14.9
Young	28	28	759	137	306	.448	87	203	.429	38	46	.826	15	56	71	32	62	0	16	20	8	399	14.3
Randle	38	38	1155	200	406	.493	9	37	.243	118	160	.738	79	262	341	161	121	0	26	90	20	527	13.9
Ingram	39	19	1147	143	353	.405	28	93	.301	73	114	.640	28	131	159	76	73	1	28	52	17	387	9.9
Mozgov	27	25	575	98	174	.563	0	0	---	35	43	.814	49	71	120	24	55	1	11	28	14	231	8.6
Zubac	16	7	290	59	109	.541	0	3	.000	14	21	.667	15	61	76	18	36	0	8	14	15	132	8.3
Nance	28	4	653	86	160	.538	5	17	.294	33	46	.717	49	109	158	47	59	0	33	24	15	210	7.5
Deng	25	23	686	70	182	.385	22	69	.319	17	27	.630	33	105	138	36	31	0	19	20	5	179	7.2
Ennis (LAL)	15	0	230	37	87	.425	12	32	.375	11	14	.786	2	15	17	28	19	0	15	13	1	97	6.5
Black	33	6	538	77	154	.500	1	1	1.000	44	55	.800	77	99	176	18	85	1	19	26	23	199	6.0
Nwaba	12	1	221	28	42	.667	1	2	.500	13	19	.684	10	24	34	4	20	0	8	7	4	70	5.8
Robinson	26	1	296	64	110	.582	0	0	---	17	39	.436	47	79	126	14	44	0	14	26	5	145	5.6
Brewer (LAL)	15	2	223	31	71	.437	3	15	.200	10	14	.714	9	25	34	21	16	0	11	11	7	75	5.0
Calderson	9	4	117	16	30	.533	7	15	.467	1	1	1.000	4	10	14	25	14	0	5	9	1	40	4.4
World Peace	10	2	71	12	37	.324	6	20	.300	2	2	1.000	4	5	9	5	11	0	5	2	0	32	3.2
Huertas	8	0	61	8	16	.500	2	5	.400	0	0	---	0	3	3	15	5	0	0	4	1	18	2.3
TEAM	41	-	9865	1660	3577	.464	381	1048	.364	709	942	.753	471	1331	1802	903	817	3	338	595	151	4410	107.6
OPPONENTS	41	-	9865	1675	3496	.479	397	1096	.362	727	955	.761	401	1347	1748	1031	758	5	327	598	217	4474	109.1

PLAYER	- SINGLE-GAME HIGHS -					- AVERAGE PER GAME -					- AVERAGE PER 48 MINUTES -										
	MIN	REB	AST	STL	TO	PTS	MIN	REB	AST	STL	TO	PTS	REB	AST	PF	STL	TO	BLK	PTS		
TEAM	265	62	34	15	25	10	130	240.6	44.0	22.0	8.24	14.5	3.68	107.6	43.8	22.0	19.9	8.22	14.5	3.67	107.3
OPPONENTS	265	61	37	17	23	11	133	240.6	42.6	25.1	7.98	14.6	5.29	109.1	42.5	25.1	18.4	7.96	14.5	5.28	108.8

2016-17 LAKERS REGULAR SEASON ROAD STATISTICS (9-32)

PLAYER	G	GS	MIN	- FIELD GOALS -			- 3-POINT FG -			- FREE THROWS -			- REBOUNDS -		AST	PF	DQ	STL	TO	BLK	PTS	AVG	
				FG	FGA	PCT	FG	FGA	PCT	FT	FTA	PCT	OFF	DEF									TOT
Williams	32	1	768	169	386	.438	60	165	.364	181	204	.887	8	57	65	94	38	0	40	70	6	579	18.1
Russell	29	27	820	150	396	.379	53	168	.315	70	88	.795	16	75	91	133	66	1	43	85	10	423	14.6
Clarkson	41	7	1178	241	550	.436	63	188	.335	51	67	.761	20	97	117	93	77	0	37	80	4	596	14.5
Randle	36	35	977	177	367	.482	8	26	.308	86	122	.705	71	224	295	103	127	2	23	83	17	448	12.4
Young	32	32	798	135	327	.413	83	218	.381	39	44	.886	10	57	67	26	75	0	21	16	6	392	12.3
Ennis (LAL)	7	2	162	28	57	.491	9	22	.409	8	8	1.000	3	6	9	24	10	0	4	8	1	73	10.4
Ingram	40	21	1133	133	333	.399	27	94	.287	60	100	.600	32	125	157	90	85	0	22	64	19	353	8.8
Deng	31	26	800	94	242	.388	29	96	.302	29	36	.806	30	127	157	38	30	0	29	23	15	246	7.9
Zubac	22	4	318	67	129	.519	0	0	---	18	28	.643	26	57	83	12	30	0	6	16	18	152	6.9
Nance	35	3	789	104	201	.517	5	19	.263	26	34	.765	71	140	211	49	90	0	49	32	24	239	6.8
Mozgov	27	27	528	71	154	.461	0	1	.000	28	35	.800	55	89	144	19	78	1	5	44	17	170	6.3
Nwaba	8	1	177	19	39	.487	0	3	.000	12	20	.600	7	22	29	10	16	0	5	4	3	50	6.3
Brewer (LAL)	9	1	135	22	50	.440	2	9	.222	8	10	.800	2	16	18	15	13	0	13	8	1	54	6.0
Black	34	10	553	73	140	.521	0	1	.000	38	54	.704	67	100	167	21	88	0	10	32	21	184	5.4
Robinson	22	0	264	41	86	.477	0	1	.000	14	27	.519	37	60	97	17	32	0	12	20	4	96	4.4
Huertas	15	1	175	17	52	.327	2	14	.143	9	17	.529	2	19	21	37	11	0	10	15	1	45	3.0
Calderson	15	7	175	16	47	.340	5	19	.263	3	3	1.000	4	24	28	26	8	0	2	17	0	40	2.7
World Peace	15	0	89	7	31	.226	3	18	.167	8	14	.571	1	10	11	6	7	0	5	5	2	25	1.7
TEAM	41	-	9840	1564	3587	.436	349	1062	.329	688	911	.755	462	1305	1767	813	881	4	336	648	169	4165	101.6
OPPONENTS	41	-	9840	1730	3557	.486	433	1149	.377	772	1011	.764	442	1454	1896	1079	762	4	371	590	223	4665	113.8

PLAYER	- SINGLE-GAME HIGHS -					- AVERAGE PER GAME -					- AVERAGE PER 48 MINUTES -										
	MIN	REB	AST	STL	TO	PTS	MIN	REB	AST	STL	TO	PTS	REB	AST	PF	STL	TO	BLK	PTS		
TEAM	240	60	36	15	28	12	126	240.0	43.1	19.8	8.20	15.8	4.12	101.6	43.1	19.8	21.5	8.20	15.8	4.12	101.6
OPPONENTS	240	61	47	20	22	11	149	240.0	46.2	26.3	9.05	14.4	5.44	113.8	46.2	26.3	18.6	9.05	14.4	5.44	113.8





LAKERS 2016-17 KEY DATES

2016-17 LOS ANGELES LAKERS KEY DATES

October 26 vs. Houston: Luke Walton got his first win as a head coach in the season-opener, with L.A. shooting 50.6% from the field, scoring 120 points. The Lakers scored 38 points in the first quarter, the most points in the first period for the Lakers since 11/18/12.

November 2 at Atlanta: The Lakers earned their first road win of the season, with the victory coming in the second game of a back-to-back. The first such victory for L.A. on the season. Three Lakers scored in double-figures from the bench, led by Lou Williams (18 points). Williams scored 16 of his points in the fourth quarter, with L.A. shooting 57.1% in the quarter.

November 4 vs. Golden State: L.A. routed the reigning Western Conference Champions, leading wire-to-wire for the victory. Reigning MVP Stephen Curry was held scoreless from three-point range for the first time in 157 games. It was the first 20-point win of the season for the Lakers, who recorded a 40-point quarter for the first time since 3/25/14.

November 10 at Sacramento: A 29-point swing would highlight the victory. Down by as many as 19 points, Los Angeles fought back to win by 10, 101-91. The Lakers limited the Kings to 36 points in the second half, while Sacramento finished at 40.0% from the field on the night.

November 12 at New Orleans: Leading by as many as 29 points, Los Angeles cruised to a 126-99 win in New Orleans. The team handed out 36 assists and shot 53.5% from long range. Jordan Clarkson scored 23 points, to lead a bench unit that racked up 73 points on the night.

November 15 vs. Brooklyn: Julius Randle recorded his second career triple-double (17 points, 14 rebounds, 10 assists) to pace L.A. in a 125-118 victory.

December 25 vs. LA Clippers: The Lakers won their first game against the Clippers in 12 tries, with all five starters scoring in double-digits. It was the 22nd Christmas Day win for the franchise, tying L.A. with New York for the most Christmas Day wins.

January 3 vs. Memphis: Julius Randle came to play, notching the third triple-double of his career (19 points, 14 rebounds, 11 assists). D'Angelo Russell and Nick Young hit at least six three pointers each for the second-straight game, the first such occurrence in franchise history.

January 6 vs. Miami: L.A. defeated Miami 127-100, with six Lakers scoring in double-figures. The 127 points was the most by the franchise since 2014. The Lakers grabbed 62 rebounds, the most for the team since 2014.

February 6 at New York: Seven players scored in double-digits to snap a 12-game road losing streak. L.A. recorded 27 second chance points, while edging the Knicks 64-38 in the paint.

February 10 at Milwaukee: A 47-point first quarter gave the Lakers the start they needed to seal the win. It was the most points in a quarter for the franchise since 3/25/14. L.A. shot a season-best .818 in the first quarter, dishing out 13 assists. The Lakers scored 76 points in the first half on a season-high 69.2% from the field.

March 9 at Phoenix: The Lakers snapped an eight-game losing streak, defeating Phoenix 122-110. Six Lakers scored 10-plus points, with Jordan Clarkson scoring 19 points off the bench. The rookies Brandon Ingram and Ivica Zubac each scored 14 points, while Ingram added six rebounds and three assists on the evening.

March 24 vs. Minnesota: On the night of Shaq's statue unveiling outside of the STAPLES Center, fellow San Antonian Jordan Clarkson scored a career high 35 points to lead the Lakers to an overtime win. It was the first overtime game of the season for L.A., who outscored Minnesota 21-10 in the extra frame. The 11 points was the largest margin of victory for an overtime game in Lakers history.

April 5 at San Antonio: L.A. led wire-to-wire, defeating their second playoff-bound team in a row after beating Memphis 108-103 the last time out. The Lakers led by as many as 26 points, holding San Antonio to an opponent-low 14 points in the first quarter. L.A. went on a 17-0 run in the first/second quarters, the longest run of the season. Tyler Ennis scored 19 points to lead all scorers.

April 9 vs. Minnesota: D'Angelo Russell hit a buzzer-beater to give L.A. a 110-109 victory. The one-point margin of victory was the smallest of the season for the Lakers. All five starters scored in double-digits for the third time on the season. Tyler Ennis reached 20 points for the first time in his career. Larry Nance Jr. came off the bench to score 10 points with 10 rebounds and a career-high six steals.

April 11 vs New Orleans: The Lakers played and won their last home game of the season, defeating New Orleans 108-96. It was the team's 17th home victory, the most wins for L.A. in the STAPLES Center since the 2012-13 season. Metta World Peace played his final game for the purple & gold, scoring 18 points with three rebounds and four steals. The four steals gave World Peace 1,719 steals on his career, good enough for 22nd all-time. Sitting ahead of him in the 21st spot is Earvin "Magic" Johnson with 1,724 career thefts.





RECORDS

	RECORD	HOME	ROAD	OT
OVERALL	26-56	17-24	9-32	1-0
Atlantic	3-7	1-4	2-3	
Central	3-7	1-4	2-3	
Southeast	4-6	3-2	1-4	
EASTERN	10-20	5-10	5-10	
Southwest	6-12	4-5	2-7	
Northwest	4-14	4-5	0-9	1-0
Pacific	6-10	4-4	2-6	
WESTERN	16-36	12-14	4-22	1-0

HOME ATTENDANCE

	TOTAL	AVERAGE	HIGH
Overall	776,917	18,949	19,997
Games	41		
Sellouts	35		

RECORD VS. .500 TEAMS

+ .500 TEAMS	-.500 TEAMS
10-28	15-28

AT START OF:

	OVERALL	HOME	ROAD
2nd Quarter			
Ahead:	14-12	9-6	5-6
Behind:	10-38	6-15	4-23
Tied:	2-6	2-3	0-3
3rd Quarter			
Ahead:	15-11	11-6	4-5
Behind:	10-43	6-16	4-27
Tied:	1-2	0-2	1-0
4th Quarter			
Ahead:	18-6	12-4	6-2
Behind:	8-47	5-20	3-27
Tied:	0-3	0-0	0-3

RECORD WHEN SCORING +/- 100

	+ 100	- 100
Offense	24-30	2-26
Defense	15-52	11-4

POINT DIFFERENTIALS

	1	2	3	4	5	6	7	8	9	10	11
Won by	1	1	-	2	1	2	3	1	1	1	3
Lost by	1	2	1	3	3	4	3	5	3	1	4
Won by	12	13	14	15	16	17	18	19	20	21	22
Lost by	2	1	2	1	1	-	-	-	1	-	-
Won by	23	24	25	26	27	28	29	30	31	32	33
Lost by	-	-	-	-	2	-	-	-	-	-	-
Won by	34	35	36	37	38	39	40	41	42	43	44+
Lost by	1	-	1	-	-	2	1	-	-	1	1

BY FIELD GOAL PERCENTAGE

	OVERALL	HOME	ROAD
-44%	5-35	3-10	2-25
45-49%	11-18	8-11	3-7
50-54%	9-3	6-3	3-0
55-59%	1-0	0-0	1-0
+60%	0-0	0-0	0-0

RECORDS BY MONTH

Month	W-L	PCT
October	1-2	.333
November	9-8	.529
December	2-14	.125
January	5-10	.176
February	2-8	.333
March	2-12	.143
April	5-2	.714
TOTALS	26-56	.317

STREAKS

	OVERALL	HOME	ROAD
Long Win	5	4	3
Long Loss	8	9	12



2016-17 MISCELLANEOUS STATISTICS



STARTING LINEUPS

LINEUP #	GAME #	GUARD	GUARD	FORWARD	FORWARD	CENTER	RECORD	WINNING %
1	14, 6-12, 14, 26-29, 31, 34, 31, 34, 35-38, 40-43, 45	Russell	Young	Deng	Randle	Mozgov	11-16	.407
2	5	Russell	Young	Deng	Randle	Zubac	1-0	1.000
3	13, 15, 19, 49	Calderon	Young	Deng	Randle	Mozgov	1-3	.250
4	16	Calderon	Young	Ingram	Deng	Mozgov	0-1	.000
5	17	Calderon	Clarkson	Ingram	Deng	Mozgov	0-1	.000
6	18	Calderon	Young	Deng	Robinson	Mozgov	1-0	1.000
7	20-22	Calderon	Ingram	Deng	Randle	Mozgov	1-2	.333
8	23	Ingram	World Peace	Deng	Randle	Mozgov	0-1	.000
9	24	Huertas	Clarkson	Deng	Randle	Mozgov	0-1	.000
10	25	Ingram	Clarkson	Deng	Randle	Mozgov	0-1	.000
11	30, 48	Ingram	Young	Deng	Randle	Mozgov	0-2	.000
12	32, 33	Russell	Young	Ingram	Deng	Mozgov	0-2	.000
13	39, 46-47	Russell	Young	Ingram	Randle	Mozgov	1-2	.333
14	44	Russell	Williams	Young	Randle	Mozgov	0-1	.000
15	50	Calderon	Young	Deng	Black	Mozgov	0-1	.000
16	51-53	Russell	Young	Deng	Black	Mozgov	1-2	.333
17	54-65	Russell	Young	Ingram	Randle	Black	2-10	.167
18	66	Russell	Nwaba	Ingram	Randle	Zubac	0-1	.000
19	67	Clarkson	Nwaba	Ingram	Randle	Zubac	0-1	.000
20	68-69	Clarkson	Young	Ingram	Randle	Zubac	0-2	.000
21	70-72	Clarkson	Russell	Ingram	Randle	Zubac	1-2	.333
22	73-75	Clarkson	Russell	Brewer	Randle	Zubac	0-3	.000
23	76-77, 79-80	Clarkson	Russell	Ingram	Randle	Nance Jr.	3-1	.750
24	78, 82	Ennis	Clarkson	Ingram	Randle	Nance Jr.	1-1	.500
25	81	Clarkson	World Peace	Ingram	Randle	Nance Jr.	1-0	1.000

INDIVIDUAL GAME LEADERS / DOUBLE-FIGURE GAMES

(TIED FOR TEAM LEAD)

	POINTS					DBL/DBL	TRIP/DLB	PTS	TEAM LEADER				MIN
	10-19	20-29	30-39	40+	10+ REB				10+ AST	REB	AST	STL	
Tarik Black	7				5	2		10(5)		7(7)	21(15)	9(1)	
Corey Brewer	2							1	1(1)	3(2)	4(2)	2(1)	
José Calderón	1							1	1(1)	4	1(1)	3(1)	
Jordan Clarkson	46	15	2					18(3)	1(1)	12(5)	21(14)	5(5)	4
Luol Deng	18	1			6	5		1	7(1)	3(3)	9(7)	4(2)	9(3)
Tyler Ennis	6	1						2	2(1)	2(1)	1(1)	9(3)	2
Marcelo Huertas	2							2	2(1)	1(1)	4		
Brandon Ingram	34	2		1				4(1)	1	6(4)	5(4)	19(15)	6(3)
Timofey Mozgov	16	1		2		1		1(1)	5(1)	5(4)	18(14)	5(1)	4
Larry Nance Jr.	19			10		7		14(4)	4(2)	16(8)	19(15)	5(4)	6(1)
David Nwaba	4							1	2(1)	3(3)	3(1)		
Julius Randle	40	11		26	3	18	3	11(4)	42(6)	20(4)	9(7)	17(13)	2(2)
Thomas Robinson	4			5		2		6(1)	5(3)	7(5)	5(2)		
D'Angelo Russell	28	17	1	1		2		15(4)		31(10)	23(10)	5(4)	3(2)
Lou Williams	30	21	3	1		1		30(5)		16(5)	21(13)	5(5)	11(2)
Metta World Peace	1							1	2(1)	2(2)	6(2)		
Nick Young	26	10	1					7(1)	1(1)	6(6)	9(7)	9(3)	6
Ivica Zubac	14			4		4		1	5(1)		14(9)	3(1)	

GAMES MISSED (INJURY / ILLNESS / SUSPENSION / INACTIVE)

Player	Reason	Dates Out	Games	W/L	Player	Reason	Dates Out	Games	W/L
Black	*Sprained right ankle	12/7-12/14, 12/20-12/23	8	0-5	Randle	*Hip pointer	11/23-11/27	3	1-2
	*Flu-like symptoms	3/17	1	0-1		*Personal reasons	12/22-12/23	2	0-2
	*Mild left knee sprain	4/2	1	1-0		*Pneumonia	1/26, 1/31	2	1-1
			10					7	
Calderón	*Slight left calf strain	10/26, 10/28	2	1-1	Robinson	*Inactive	10/30-11/1, 2/2-2/8, 2/15	8	1-7
	*Right hamstring strain	12/5-12/22	10	1-9		*Flu-like symptoms	2/28	1	0-1
	*Inactive	2/26	1	0-1				9	
			13						
Deng	Right biceps tendonitis	1/5	1	0-1	Russell	*Sore left knee	11/18, 11/22-12/9, 4/5	13	4-9
	*Rest	1/14	1	0-1		*Rest	12/17	1	0-1
	*Sprained right wrist	1/17-1/20	2	1-1		*Mild right MCL sprain	1/22-1/26	3	0-3
	*Inactive	3/3, 3/7-4/1, 4/7-4/9	16	4-12		*Personal reasons	4/11-4/12	2	1-1
			20					19	
Ennis	*Inactive	2/24	1	0-1	World Peace	*Inactive	11/2-11/6, 11/10-11/15, 11/20, 12/25-12/27, 1/1-1/3, 1/8, 1/12, 1/15, 1/22-2/3, 2/8-3/9	30	10-20
			1					30	
Ingram	*Right patellar tendinitis	3/26-3/30	3	0-3					
			3						
Mozgov	*Left eye contusion	11/2	1	1-0	Zubac	*Inactive	10/26-11/1, 11/6-11/8, 11/12, 11/15, 12/16, 12/29	12	6-6
	*Inactive	3/12-3/15, 3/19-3/21	5	0-5			1/6, 1/10	1	1-0
	*Left ankle sprain	3/24	1	1-0		*Sore back	11/10	2	0-2
			7			*Right ankle sprain	11/18, 11/20	9	3-6
Nance Jr.	*Concussion	11/8	1	0-1	*D-League assignment	11/22-12/3, 1/5	1	0-1	
	*Right knee contusion	12/3	1	0-1	*Right quad contusion	3/5	7	5-2	
	*Bone bruise, left knee	12/22-1/20	16	5-11	*Right high ankle sprain	4/1-4/12	32		
			18						

TOTAL GAMES MISSED DUE TO INJURY: 88

*Indicates placement on INACTIVE list
#All statistics for games with Lakers ONLY





2016-17 MISCELLANEOUS STATISTICS / HIGH-LOW

LAKERS SITUATIONAL RECORDS

When Lakers are ahead (or tied) after one quarter	16-19
When Lakers are behind after one quarter	10-37
When Lakers are ahead (or tied) at halftime	16-13
When Lakers are behind at halftime	10-43
When Lakers are ahead (or tied) after three quarters	18-9
When Lakers are behind after three quarters	8-47
When Lakers rebound (or equal) their opponent	18-24
When opponents rebound Lakers	8-32
When 5 Lakers score in double-figures	10-18
When 6 Lakers score in double-figures	10-6
When 7 Lakers score in double-figures	4-1
When 8 Lakers score in double-figures	0-0
Lakers record in games decided by 10 or more points	14-30
Lakers record in games decided by 7-9 points	5-11
Lakers record in games decided by 4-6 points	5-10
Lakers record in games decided by 3 or fewer points	2-4

When Lakers have more (or equal) assists than opponent	10-12
When Lakers have fewer assists than opponent	16-44
When Lakers have more turnovers than opponent	11-30
When Lakers have fewer (or equal) turnovers than opponent	15-26
When Lakers shoot more (or equal) free throws than opponent	15-17
When Lakers shoot fewer free throws than opponent	11-39
When Lakers score 100 or more points	24-30
When Lakers score under 100 points	2-26
When opponent scores 100 or more points	15-52
When opponent scores under 100 points	11-4
When Lakers' reserves outscore (or equal) opponent's reserves	19-41
When opponent's reserves outscore Lakers' reserves	7-15
When Lakers shoot .500 or better from the floor	10-3
When Lakers hold opponent under .400 from the floor	4-1
When all five Lakers starters score in double-figures	2-2

LAKERS SINGLE-GAME HIGHS / LOWS

	HIGH	LOW
Points	130 vs. MIN 3/24	73 @ DAL 1/22
Win Margin	27* vs. MIA 1/6	1 vs. MIN 4/9
FG Made	52 @ NOP 11/12	28 @ DAL 1/22
FGA	108 vs. DEN 1/17	68 vs. DAL 12/29
FG % Game	.553 @ NOP 11/12	.344 @ TOR 12/2
FG % (Qtr.)	.938 vs. WAS 3/28	.208 @ ORL 12/23
FG % (Half)	.692 @ MIL 2/10	.293 vs. POR 1/10
3-Pt. FG	17 vs. MEM 1/3	2 @ CHI 11/30
3-Pt. FGA	39 @ WAS 2/2	8 @ CHI 11/30
3-Pt. FG %	.609 vs. MIN 3/24	.120 @ HOU 3/15
FT	34 vs. BKN 11/15	6* @ OKC 2/24
FTA	43 vs. BKN 11/15	7 @ NOP 11/12
FT %	.938 @ MIN 3/30	.429 @ OKC 2/24
Offensive Reb.	20* @ NYK 2/6	1 vs. POR 3/26
Defensive Reb.	44 vs. MIA 1/6	22 @ SAC 12/12
Rebounds	62 vs. MIA 1/6	29 @ SAS 1/12
Rebounds (Qtr.)	19 @ CHI 11/30	4* @ LAC 4/1
Rebounds (Half)	33 @ CHI 11/30	14* @ SAS 1/12
Assists	36 @ NOP 11/12	11* @ DAL 1/22
Assists (Qtr.)	13 @ MIL 2/10	0 @ BKN 12/14
Assists (Half)	21 @ CHA 12/20	3* @ UTA 1/26
Steals	15* vs. NOP 4/11	2 vs. DET 1/15
Steals (Qtr.)	6* vs. SAS 2/26	0* @ SAS 4/5
Steals (Half)	11* vs. IND 1/20	0* vs. WAS 3/28
Blocks	12 @ CHA 12/20	0 @ HOU 3/15
Blocks (Qtr.)	7 vs. WAS 3/28	0* at GSW 4/12
Blocks (Half)	11 @ CHA 12/20	0* vs. NOP 4/11
Turnovers	28 @ HOU 12/7	6 vs. CLE 3/19

OPP. SINGLE-GAME HIGHS / LOWS

	HIGH	LOW
Points	149 @ GSW 11/23	89 @ PHI 12/16
Win Margin	49 @ DAL 1/22	1 vs. SAC 2/14
FG Made	53 @ GSW 11/23	30 vs. MEM 1/3
FGA	99* vs. DEN 1/31	69 @ LAC 4/1
FG % Game	.616 @ GSW 11/23	.352 @ CHI 11/30
FG % (Qtr.)	.750* @ LAC 4/1	.100 vs. ORL 1/8
FG % (Half)	.645 @ LAC 4/1	.234 vs. ORL 1/8
3-Pt. FG	19 @ GSW 11/23	3 vs. MIN 4/9
3-Pt. FGA	43 @ HOU 3/15	15 @ POR 1/25
3-Pt. FG %	.588 vs. TOR 1/1	.156 vs. GSW 11/4
FT	32 vs. MEM 1/3	4* @ SAS 4/5
FTA	42 @ MIN 11/13	6 @ SAS 4/5
FT %	1.00 @ DAL 1/22	.400 vs. ATL 11/27
Offensive Reb.	20 vs. DEN 1/31	3 vs. SAS 11/18
Defensive Reb.	49 vs. POR 3/26	25* vs. MIN 3/24
Rebounds	61* vs. POR 3/26	33 vs. MEM 4/2
Rebounds (Qtr.)	21* @ OKC 2/24	4* @ MIL 2/10
Rebounds (Half)	34* vs. POR 3/26	11 @ MIL 2/10
Assists	47 @ GSW 11/23	14 @ UTA 10/28
Assists (Qtr.)	14* @ HOU 3/15	0 @ UTA 1/26
Assists (Half)	26 @ GSW 11/23	5* @ UTA 1/26
Steals	20 @ HOU 12/7	3 vs. CHA 2/28
Steals (Qtr.)	7 vs. MIN 3/24	0* vs. NOP 4/11
Steals (Half)	11 @ OKC 10/30	0* vs. TOR 1/1
Blocks	11* @ ORL 12/23	1* @ BOS 2/3
Blocks (Qtr.)	9 @ ORL 12/23	0* at GSW 4/12
Blocks (Half)	9 @ ORL 12/23	0* vs. WAS 3/28
Turnovers	23 vs. SAC 4/7	7 vs. DET 1/15

LAKERS HIGH/LOW QUARTER/HALF

	HIGHS		LOWS	
	PTS	OPP.	PTS	OPP.
1st Quarter	47	at MIL 2/10	14	at ORL 12/23
2nd Quarter	41	vs. GSW 11/4	11	at DAL 1/22
1st Half	76	at MIL 2/10	32	vs. POR 3/26
3rd Quarter	39	at ATL 11/2	12	vs. POR 1/10
Thru 3	103	at MIL 2/10	55	at DAL 1/22
4th Quarter	42	at NOP 11/12	13	vs. WAS 3/28
2nd Half	72	at ATL 11/2	30	vs. POR 1/10
Overtime	21	vs. MIN 3/24	-	-
2nd Overtime	-	-	-	-

OPPONENTS HIGH/LOW QUARTER/HALF

	HIGHS		LOWS	
	PTS	OPP.	PTS	OPP.
1st Quarter	43*	at GSW 4/12	14	at SAS 4/5
2nd Quarter	41	at TOR 12/2	14*	vs. SAC 4/7
1st Half	80	at GSW 11/23	40*	vs. POR 3/26
3rd Quarter	39*	at SAC 12/12	9	vs. ORL 1/8
Thru 3	108	vs. LAC 3/21	64	at PHI 12/16
4th Quarter	46	at HOU 3/15	15	vs. GSW 11/4
2nd Half	73	at HOU 3/15	35	vs. ORL 1/8
Overtime	10	vs. MIN 3/24	-	-
2nd Overtime	-	-	-	-



RECORDS & HISTORY

- 110** Season-by-Season Record
- 111** Championship / Coaching Summary
- 112** Lakers Honor Roll
- 115** Regular Season Records (Individual)
- 117** Regular Season Records (Team)
- 121** All-Time Single Game Highs
- 124** All-Time Triple-Doubles
- 125** Four-Point Plays
- 125** Margin of Victory / Defeat
- 126** Winning / Losing Streaks
- 127** Season-by-Season Leaders
- 129** Lakers NBA Team Leaders
- 130** Records by Month / Rank
- 131** Lakers Ranked in NBA Top 10
- 132** Home Attendance Records
- 133** All-Time Overtime Record
- 136** Offensive Stats by Season
- 137** Defensive Stats by Season
- 138** All-Time Numerical Roster
- 140** All-Time Collegiate Roster
- 142** G League Experience
- 143** All-Time Career Leaders
- 144** Lakers Retired Numbers
- 146** Hall-of-Fame Minn. Lakers
- 148** Year-By-Year Results, Statistics & Roster
- 217** All-Time Draft Choices
- 220** All-Time Transactions
- 229** Management History
- 232** All-Time Roster with Stats



SEASON-BY-SEASON RECORD

MINNEAPOLIS		REGULAR SEASON					PLAYOFFS	
Year	Coach	W-L	Pct	Home	Away	Neutral	W-L	Achievement
1948-49	John Kundla	44-16	.733	26-3	16-13	2-0	8-2	NBA Champions
1949-50	John Kundla	51-17	.750	30-1	18-16	3-0	10-2	NBA Champions
1950-51	John Kundla	44-24	.647	29-3	12-21	3-0	3-4	
1951-52	John Kundla	40-26	.606	21-5	13-19	6-2	9-4	NBA Champions
1952-53	John Kundla	48-22	.686	24-2	16-15	8-5	9-3	NBA Champions
1953-54	John Kundla	46-26	.639	21-4	13-15	12-7	9-4	NBA Champions
1954-55	John Kundla	40-32	.556	18-6	10-14	12-12	3-4	
1955-56	John Kundla	33-39	.458	13-12	6-21	14-6	1-2	
1956-57	John Kundla	34-38	.472	18-13	9-22	7-3	2-3	
1957-58	George Mikan (9-30) John Kundla (10-23)	19-53	.264	13-17	4-22	2-14	--	
1958-59	John Kundla	33-39	.458	15-7	9-17	9-15	6-7	West Champions
1959-60	John Castellani (11-25) Jim Pollard (14-25)	25-50	.333	9-13	9-22	7-15	5-4	
LOS ANGELES		REGULAR SEASON					PLAYOFFS	
Year	Coach	W-L	Pct	Home	Away	Neutral	W-L	Achievement
1960-61	Fred Schaus	36-43	.456	16-12	8-20	12-11	6-6	
1961-62	Fred Schaus	54-26	.675	26-5	18-13	10-8	7-6	West Champions
1962-63	Fred Schaus	53-27	.663	27-7	20-17	6-3	6-7	West Champions
1963-64	Fred Schaus	42-38	.525	24-12	15-21	3-5	2-3	
1964-65	Fred Schaus	49-31	.613	25-13	21-16	3-2	5-6	West Champions
1965-66	Fred Schaus	45-35	.563	27-11	13-21	4-3	7-7	West Champions
1966-67	Fred Schaus	36-45	.450	21-18	12-20	3-7	0-3	
1967-68	Bill van Breda Kolf	52-30	.634	30-11	18-19	4-0	10-5	West Champions
1968-69	Bill van Breda Kolf	55-27	.670	32-9	21-18	2-0	11-7	West Champions
1969-70	Joe Mullaney	46-36	.561	27-14	17-21	2-1	11-7	West Champions
1970-71	Joe Mullaney	48-34	.585	30-11	17-22	1-1	5-7	
1971-72	Bill Sharman	69-13	.841	36-5	31-7	2-1	12-3	NBA Champions
1972-73	Bill Sharman	60-22	.732	30-11	28-11	2-0	9-8	West Champions
1973-74	Bill Sharman	47-35	.573	30-11	17-24	--	1-4	
1974-75	Bill Sharman	30-52	.366	21-20	9-32	--	--	
1975-76	Bill Sharman	40-42	.488	31-10	9-32	--	--	
1976-77	Jerry West	53-29	.646	37-4	16-25	--	4-7	
1977-78	Jerry West	45-37	.549	29-12	16-25	--	1-2	
1978-79	Jerry West	47-35	.573	31-10	16-25	--	3-5	
1979-80	Jack McKinney (10-4) Paul Westhead (50-18)	60-22	.732	37-4	23-18	--	12-4	NBA Champions
1980-81	Paul Westhead	54-28	.659	30-11	24-17	--	1-2	
1981-82	Paul Westhead (7-4) Pat Riley (50-21)	57-25	.695	30-11	27-14	--	12-2	NBA Champions
1982-83	Pat Riley	58-24	.707	33-8	25-16	--	8-7	West Champions
1983-84	Pat Riley	54-28	.659	28-13	26-15	--	14-7	West Champions
1984-85	Pat Riley	62-20	.756	36-5	26-15	--	15-4	NBA Champions
1985-86	Pat Riley	62-20	.756	35-6	27-14	--	8-6	
1986-87	Pat Riley	65-17	.793	37-4	28-13	--	15-3	NBA Champions
1987-88	Pat Riley	62-20	.756	36-5	26-15	--	15-9	NBA Champions
1988-89	Pat Riley	57-25	.695	35-6	22-19	--	11-4	West Champions
1989-90	Pat Riley	63-19	.768	37-4	26-15	--	4-5	
1990-91	Mike Dunleavy	58-24	.707	33-8	25-16	--	12-7	West Champions
1991-92	Mike Dunleavy	43-39	.524	24-17	19-22	--	1-3	
1992-93	Randy Pfund	39-43	.476	20-21	19-22	--	2-3	
1993-94	Randy Pfund (27-37) Bill Bertka (1-1) Earvin Johnson (5-11)	33-49	.402	21-20	12-29	--	--	
1994-95	Del Harris	48-34	.585	29-12	19-22	--	5-5	
1995-96	Del Harris	53-29	.646	30-11	23-18	--	1-3	
1996-97	Del Harris	56-26	.683	31-10	25-16	--	4-5	
1997-98	Del Harris	61-21	.744	33-8	28-13	--	7-6	
1998-99	Del Harris (6-6) Bill Bertka (1-0) Kurt Rambis (24-13)	31-19	.620	18-7	13-12	--	3-5	
1999-00	Phil Jackson	67-15	.817	36-5	31-10	--	15-8	NBA Champions
2000-01	Phil Jackson	56-26	.683	31-10	25-16	--	15-1	NBA Champions
2001-02	Phil Jackson	58-24	.707	34-7	24-17	--	15-4	NBA Champions
2002-03	Phil Jackson	50-32	.610	31-10	19-22	--	6-6	
2003-04	Phil Jackson	56-26	.683	34-7	22-19	--	13-9	West Champions
2004-05	Rudy Tomjanovich (24-19) Frank Hamblen (10-29)	34-48	.415	22-19	12-29	--	--	
2005-06	Phil Jackson	45-37	.549	27-14	18-23	--	3-4	
2006-07	Phil Jackson	42-40	.512	25-16	17-24	--	1-4	
2007-08	Phil Jackson	57-25	.695	30-11	27-14	--	14-7	West Champions
2008-09	Phil Jackson	65-17	.793	36-5	29-12	--	16-7	NBA Champions
2009-10	Phil Jackson	57-25	.695	34-7	23-18	--	16-7	NBA Champions
2010-11	Phil Jackson	57-25	.695	30-11	27-14	--	4-6	
2011-12	Mike Brown	41-25	.621	26-7	15-18	--	5-7	
2012-13	Mike Brown (1-4) Bernie Bickerstaff (4-1) Mike D'Antoni (40-32)	45-37	.549	29-12	16-25	--	0-4	
2013-14	Mike D'Antoni	27-55	.329	14-27	13-28	--	--	
2014-15	Byron Scott	21-61	.256	12-29	9-32	--	--	
2015-16	Byron Scott	17-65	.207	12-29	5-36	--	--	
2016-17	Luke Walton	26-56	.317	17-24	9-32	--	--	



CHAMPIONSHIP / COACHING SUMMARY



23

PACIFIC DIVISION CHAMPIONSHIPS

1970-71	1987-88
1971-72	1988-89
1972-73	1989-90
1973-74	1999-00
1976-77	2000-01
1979-80	2003-04
1981-82	2007-08
1982-83	2008-09
1983-84	2009-10
1984-85	2010-11
1985-86	2011-12
1986-87	

31

WESTERN CONFERENCE CHAMPIONSHIPS

1948-49*	1967-68*	1987-88
1949-50*	1968-69*	1988-89
1951-52*	1969-70*	1990-91
1952-53*	1971-72	1999-00
1953-54*	1972-73	2000-01
1958-59*	1979-80	2001-02
1961-62*	1981-82	2003-04
1962-63*	1982-83	2007-08
1964-65*	1983-84	2008-09
1965-66*	1984-85	2009-10
	1986-87	

16

NBA CHAMPIONSHIPS

1949*	1985
1950*	1987
1952*	1988
1953*	2000
1954*	2001
1972	2002
1980	2009
1982	2010

* Franchise located in Minneapolis.

* Western Division ... Above also represents
NBA Finals appearances

NBA CHAMPIONSHIPS WON BY FRANCHISE

Boston	17	Detroit	3	Dallas	1
LAKERS	16	Miami	3	Milwaukee	1
Chicago	6	Houston	2	Portland	1
San Antonio	5	New York	2	Sacramento	1
Golden State	5	Atlanta	1	Seattle	1
Philadelphia	3	Cleveland	1	Washington	1

LAKERS ALL-TIME WIN/LOSS RECORD

	<u>Regular Season</u>	<u>Playoffs</u>
Minneapolis	457-382 (.514)	65-39 (.625)
Los Angeles	2804-1808 (.608)	373-257 (.592)
All-Time	3261-2190 (.598)	438-296 (.597)
GW Forum	968-313 (.756)	138-49 (.738)
STAPLES Center	480-250 (.658)	80-21 (.792)

LAKERS ALL-TIME COACHING SUMMARY

	<u>Titles</u>	<u>REGULAR SEASON</u>			<u>PLAYOFFS</u>			<u>TOTAL</u>		
		<u>W-L</u>	<u>Pct.</u>		<u>W-L</u>	<u>Pct.</u>		<u>W-L</u>	<u>Pct.</u>	
John Kundla*	5	423-302	.583		60-35	.632		483-337	.589	
George Mikan*	0	9-30	.231		-	-		9-30	.231	
John Castellani*	0	11-25	.306		-	-		11-25	.306	
Jim Pollard*	0	14-25	.359		5-4	.556		19-29	.396	
Fred Schaus	0	315-245	.563		33-38	.465		348-283	.552	
Bill van Breda Kolff	0	107-57	.652		21-12	.636		128-69	.650	
Joe Mullaney	0	94-70	.573		16-14	.533		110-84	.567	
Bill Sharman	1	246-164	.600		22-15	.595		268-179	.600	
Jerry West	0	145-101	.589		8-14	.364		153-115	.571	
Jack McKinney	0	10-4	.714		-	-		10-4	.714	
Paul Westhead	1	111-50	.689		13-6	.684		124-56	.689	
Pat Riley	4	533-194	.733		102-47	.685		635-241	.725	
Mike Dunleavy	0	101-63	.616		13-10	.565		114-73	.610	
Randy Pfund	0	66-80	.452		2-3	.400		68-83	.450	
Bill Bertka	0	2-1	.667		-	-		2-1	.667	
Earvin Johnson	0	5-11	.313		-	-		5-11	.313	
Del Harris	0	224-116	.659		17-19	.472		241-135	.641	
Kurt Rambis	0	24-13	.658		3-5	.375		28-18	.609	
Phil Jackson	5	610-292	.676		118-63	.652		728-355	.672	
Rudy Tomjanovich	0	24-19	.558		-	-		24-19	.558	
Frank Hamblen	0	10-29	.256		-	-		10-29	.256	
Mike Brown	0	42-29	.592		5-7	.417		47-36	.566	
Bernie Bickerstaff	0	4-1	.800		-	-		4-1	.800	
Mike D'Antoni	0	67-87	.435		0-4	.000		67-91	.424	
Byron Scott	0	38-126	.232		-	-		38-126	.232	
Luke Walton	0	26-56	.317		-	-		26-56	.317	



* Minneapolis



LAKERS HONOR ROLL

LAKERS ALL-STARS / TIMES SELECTED

Kobe Bryant	18	James Worthy	7	George Mikan	4	Eddie Jones	2	Dwight Howard	1
Jerry West	14	Vern Mikkelsen	6	Jim Pollard	4	Jamaal Wilkes	2	Darall Imhoff	1
K. Abdul-Jabbar	13	Slater Martin	5	Pau Gasol	3	Andrew Bynum	1	Clyde Lovellette	1
Ervin Johnson	12	Wilt Chamberlain	4	Rudy LaRusso	3	Cedric Ceballos	1	Norm Nixon	1
Elgin Baylor	11	Gail Goodrich	4	Larry Foust	2	Archie Clark	1	Frank Selvy	1
Shaquille O'Neal	7	Dick Garmaker	4	Rod Hundley	2	A.C. Green	1	Nick Van Exel	1

ALL-STAR GAME YEAR-BY-YEAR

1950-51	Boston	Mikan (12 pts, 11 rebs), Mikkelsen (11 pts, 9 rebs), Pollard (4 pts, 5 ast)
1951-52	Boston	Mikan (26 pts, 15 rebs), Mikkelsen (12 pts, 10 rebs), Pollard (4 pts, 11 rebs, 5 ast)
1952-53	Ft. Wayne	Martin (5 pts, 2 rebs), Mikan* (22 pts, 16 rebs), Mikkelsen (6 pts, 6 rebs)
1953-54	New York	Martin (2 pts, 3 ast), Mikan (18 pts, 9 rebs), Pollard (23 pts)
1954-55	New York	Martin (5 pts, 5 ast), Mikkelsen (16 pts, 9 rebs), Pollard (17 pts, 4 rebs)
1955-56	Rochester	Lovellette (7 pts, 10 rebs), Martin (9 pts, 7 ast), Mikkelsen (16 pts, 9 rebs)
1956-57	Boston	Garmaker (10 pts, 7 rebs), Martin (8 pts, 3 ast), Mikkelsen (6 pts, 9 rebs)
1957-58	St. Louis	Foust (10 pts, 3 rebs), Garmaker (5 pts, 6 rebs)
1958-59	Detroit	Baylor* (24 pts, 11 rebs), Foust (6 pts, 9 rebs), Garmaker (5 pts, 2 rebs)
1959-60	Philadelphia	Baylor (25 pts, 13 rebs), Garmaker (11 pts, 4 rebs), Hundley (10 pts, 3 rebs)
1960-61	Syracuse	Baylor (15 pts, 10 rebs), Hundley (14 pts), West (9 pts)
1961-62	St. Louis	Baylor (32 pts, 9 rebs) LaRusso (DNP), Selvy (4 rebs), West (18 pts)
1962-63	Los Angeles	Baylor (17 pts, 14 rebs, 7ast), LaRusso (6 pts), West (13 pts, 7 rebs, 5 ast)
1963-64	Boston	Baylor (15 pts, 8 rebs, 5 ast), West (17 pts, 5 ast)
1964-65	St. Louis	Baylor (18 pts, 7 rebs), West (20 pts 5 rebs, 6 ast)
1965-66	Cincinnati	LaRusso (11 pts), West (4 pts)
1966-67	San Francisco	Baylor (20 pts, 5 rebs, 5 ast), Imhoff (7 rebs), West (16 pts, 6 ast)
1967-68	New York	Baylor (22 pts, 6 rebs), Clark (17 pts), West (17 pts, 6 rebs, 6ast)
1968-69	Baltimore	Baylor (21 pts, 9 rebs, 5 ast), Chamberlain (4 pts, 12 rebs), West (DNP-Injured)
1969-70	Philadelphia	Baylor (9 pts, 7 rebs), West (22 pts, 5 rebs, 5 ast)
1970-71	San Diego	Chamberlain (2 pts, 8rebs, 5ast), West (5 pts, 9 ast)
1971-72	Los Angeles	Chamberlain (8 pts, 10 rebs), Goodrich (4 pts), West* (13 pts, 6 rebs, 5 ast)
1972-73	Chicago	Chamberlain (2 pts, 7 rebs), Goodrich (2 pts), West (6 pts)
1973-74	Seattle	Goodrich (18 pts, 6 ast), West (DNP-Injured)
1974-75	Phoenix	Goodrich (4 pts, 4 ast)
1975-76	Philadelphia	Abdul-Jabbar (22 pts, 15 rebs)
1976-77	Milwaukee	Abdul-Jabbar (21 pts)
1977-78	Atlanta	NONE
1978-79	Detroit	Abdul-Jabbar (11 pts, 8 rebs)
1979-80	Landover	Abdul-Jabbar (17 pts, 16 rebs, 9 ast), Johnson (12 pts)
1980-81	Cleveland	Abdul-Jabbar (15 pts, 6 rebs, 4 ast), Wilkes (15 pts, 8 rebs, 3 ast)
1981-82	E. Rutherford	Abdul-Jabbar (2 pts, 3 rebs, 1 ast), Johnson (16 pts, 4 reb, 7 ast), Nixon (14 pts, 2 ast)
1982-83	Los Angeles	Abdul-Jabbar (20 pts, 6 rebs, 5 ast), Johnson (17 pts, 5 rebs, 16 ast), Wilkes (10 pts, 2 rebs, 2 ast)
1983-84	Denver	Abdul-Jabbar (25 pts, 13 rebs, 2 ast), Johnson (15 pts, 9 rebs, 22 ast)
1984-85	Indianapolis	Abdul-Jabbar (11 pts, 6 rebs), Johnson (21 pts, 15 ast)
1985-86	Dallas	Abdul-Jabbar (21 pts, 7 rebs), Johnson (6 pts, 15 ast), Worthy (20 pts)
1986-87	Seattle	Abdul-Jabbar (10 pts, 8 rebs), Johnson (9 pts, 7 rebs, 13 ast), Worthy (22 pts, 8 rebs)
1987-88	Chicago	Abdul-Jabbar (10 pts, 4 rebs), Johnson (17 pts, 6 rebs, 19 ast), Worthy (4 pts, 3 rebs)
1988-89	Houston	Abdul-Jabbar (4 pts, 3 rebs), Johnson (DNP-Injured), Worthy (8 pts, 2 rebs)
1989-90	Miami	Green (3 rebs), Johnson* (22 pts, 6 rebs), Worthy (2 pts, 4 rebs)
1990-91	Charlotte	Johnson (16 pts, 4 rebs, 3 ast), Worthy (9 pts, 2 rebs)
1991-92	Orlando	Johnson* (25 pts, 5 rebs, 9 ast), Worthy (9 pts, 4 rebs)
1992-93	Salt Lake City	NONE
1993-94	Minneapolis	NONE
1994-95	Phoenix	Ceballos (DNP - Injured)
1995-96	San Antonio	NONE
1996-97	Cleveland	Jones (10 pts, 1 reb, 1 ast), O'Neal (DNP-Injured)
1997-98	New York	Bryant (18 pts, 6 rebs), Jones (15 pts, 11 rebs), O'Neal (12 pts, 4 rebs), Van Exel (13 pts, 2 ast)
1998-99	NO GAME	
1999-00	Oakland	Bryant (15 pts, 3 ast), O'Neal* (22 pts, 9 rebs)
2000-01	Washington, DC	Bryant (19 pts, 7 rebs, 4 ast), O'Neal (DNP-Injured)
2001-02	Philadelphia	Bryant* (31 pts, 5 rebs, 5 ast), O'Neal (DNP-Injured)
2002-03	Atlanta	Bryant (22 pts, 7 rebs, 6 ast), O'Neal (19 pts, 13 rebs)
2003-04	Los Angeles	Bryant (20 pts, 4 rebs, 4 ast, 5 stl), O'Neal* (24 pts, 11 rebs)
2004-05	Denver	Bryant (16 points, 6 rebs, 7 ast, 3 stl)
2005-06	Houston	Bryant (8 points, 7 rebs, 8 ast, 3 stl)
2006-07	Las Vegas	Bryant* (31 pts, 5 rebs, 6 ast, 4 stl)
2007-08	New Orleans	Bryant (1 reb, 3 min)
2008-09	Phoenix	Bryant* (27 pts, 4 rebs, 4 ast, 4 stl), Gasol (14 pts, 8 rebs)
2009-10	Dallas	Bryant (DNP - Injured), Gasol (13 pts, 6 rebs, 1 stl)
2010-11	Los Angeles	Bryant* (37 pts, 14 rebs, 3 ast, 3 stl), Gasol (17 pts, 7 rebs, 2 ast, 2 blk)
2011-12	Orlando	Bryant (27 pts, 1 reb, 1 ast, 2 stl), Bynum (3 rebs, 1 ast, 1 blk)
2012-13	Houston	Bryant (9 pts, 4 reb, 8 ast, 2 stl, 2 blk), Howard (9 pts, 7 reb)
2013-14	New Orleans	Bryant (DNP - Injured)
2014-15	New York	Bryant (DNP - Injured)
2015-16	Toronto	Bryant (10 pts, 6 reb, 7 ast, 1 stl)
2016-17	New Orleans	NONE





ALL-STAR WEEKEND ROOKIE GAME / ROOKIE-SOPHOMORE GAME PARTICIPANTS

1993-94	Nick Van Exel	6 assists
1994-95	Eddie Jones*	25 points, 4 rebounds, 6 steals
1996-97	Kobe Bryant	31 points, 8 rebounds, 3 assists
	Derek Fisher	16 points, 6 assists
	Travis Knight	9 points, 4 assists
2006-07	Jordan Farmar	12 points, 2 steals
	Andrew Bynum	7 points, 4 rebounds
2007-08	Jordan Farmar	17 points, 12 assists, 4 steals
2015-16	Jordan Clarkson	25 points, 5 rebounds, 5 assists, 4 stl.
	D'Angelo Russell	22 points, 7 assists, 2 steals
2016-17	Brandon Ingram	4 points, 3 rebounds, 1 steal
	D'Angelo Russell	12 points, 4 assists, 3 rebounds

* MVP

ALL-STAR WEEKEND THREE-POINT SHOOTOUT PARTICIPANTS

1986-87	Byron Scott and Michael Cooper
1987-88	Byron Scott
2016-17	Nick Young

ALL-STAR WEEKEND SLAM DUNK PARTICIPANTS

1983-84	Michael Cooper
1994-95	Antonio Harvey
1996-97	Kobe Bryant*
2009-10	Shannon Brown

* Champion

ALL-STAR GAME HEAD COACHES

Pat Riley	(8)	1982, 1983, 1985, 1986, 1987, 1988, 1989, 1990
Fred Schaus	(4)	1963, 1964, 1966, 1967
Bill Sharman	(2)	1972, 1973
Phil Jackson	(2)	2000, 2009

NBA ROOKIE OF THE YEAR

Elgin Baylor	(1)	1958-59
--------------	-----	---------

ALL-NBA FIRST TEAM

Kobe Bryant	(11)	2002, 2003, 2004, 2006, 2007, 2008, 2009, 2010, 2011, 2012, 2013
Elgin Baylor	(10)	1959, 1960, 1961, 1962, 1963, 1964, 1965, 1967, 1968, 1969
Jerry West	(10)	1962, 1963, 1964, 1965, 1966, 1967, 1970, 1971, 1972, 1973
Earvin Johnson	(9)	1983, 1984, 1985, 1986, 1987, 1988, 1989, 1990, 1991
Kareem Abdul-Jabbar	(6)	1976, 1977, 1980, 1981, 1984, 1986
George Mikan	(6)	1949, 1950, 1951, 1952, 1953, 1954
Shaquille O'Neal	(6)	1998, 2000, 2001, 2002, 2003, 2004
Jim Pollard	(2)	1949, 1950
Gail Goodrich	(1)	1974

ALL-NBA SECOND TEAM

Kareem Abdul-Jabbar	(4)	1978, 1979, 1983, 1985
Vern Mikkelsen	(4)	1951, 1952, 1953, 1955
Kobe Bryant	(2)	2000, 2001
Jim Pollard	(2)	1952, 1954
Slater Martin	(2)	1955, 1956
Jerry West	(2)	1968, 1969
Andrew Bynum	(1)	2012
Wilt Chamberlain	(1)	1972
Dick Garmaker	(1)	1957
Pau Gasol	(1)	2011
Earvin Johnson	(1)	1982
Clyde Lovellette	(1)	1956
Shaquille O'Neal	(1)	1999

ALL-NBA THIRD TEAM

Kobe Bryant	(2)	1999, 2005
Pau Gasol	(2)	2009, 2010
James Worthy	(2)	1990, 1991
Dwight Howard	(1)	2013
Shaquille O'Neal	(1)	1997

NBA MOST VALUABLE PLAYER

Kareem Abdul-Jabbar	(3)	1976, 1977, 1980
Earvin Johnson	(3)	1987, 1989, 1990
Shaquille O'Neal	(1)	2000
Kobe Bryant	(1)	2008

NBA FINALS MOST VALUABLE PLAYER

Earvin Johnson	(3)	1980, 1982, 1987
Shaquille O'Neal	(3)	2000, 2001, 2002
Kobe Bryant	(2)	2009, 2010
Jerry West	(1)	1969
Wilt Chamberlain	(1)	1972
Kareem Abdul-Jabbar	(1)	1985
James Worthy	(1)	1988

NBA COACH OF THE YEAR

Bill Sharman	(1)	1971-72
Pat Riley	(1)	1989-90
Del Harris	(1)	1994-95

NBA DEFENSIVE PLAYER OF THE YEAR

Michael Cooper	(1)	1986-87
----------------	-----	---------

NBA ALL-DEFENSIVE FIRST TEAM

Kobe Bryant	(9)	2000, 2003, 2004, 2006, 2007, 2008, 2009, 2010, 2011
Michael Cooper	(5)	1982, 1984, 1985, 1987, 1988
Jerry West	(4)	1970, 1971, 1972, 1973
Kareem Abdul-Jabbar	(3)	1979, 1980, 1981
Wilt Chamberlain	(2)	1972, 1973

NBA ALL-DEFENSIVE SECOND TEAM

Kareem Abdul-Jabbar	(4)	1976, 1977, 1978, 1984
Kobe Bryant	(3)	2001, 2002, 2012
Michael Cooper	(3)	1981, 1983, 1986
Shaquille O'Neal	(3)	2000, 2001, 2003
Eddie Jones	(2)	1998, 1999
A.C Green	(1)	1989
Jim Price	(1)	1974
Jerry West	(1)	1969

NBA SIXTH MAN OF THE YEAR

Lamar Odom	(1)	2010-11
------------	-----	---------

NBA EXECUTIVE OF THE YEAR

Jerry West	(1)	1994-95
------------	-----	---------

J. WALTER KENNEDY CITIZENSHIP AWARD

Michael Cooper	(1)	1985-86
Earvin Johnson	(1)	1991-92
Metta World Peace	(1)	2010-11
Pau Gasol	(1)	2011-12

KIA COMMUNITY ASSIST AWARD

Pau Gasol	(1)	2011-12
-----------	-----	---------





LAKERS HONOR ROLL

NBA ALL-ROOKIE TEAM

Bill Hewitt	1968-69	James Worthy	1982-83
Dick Garrett	1969-70	Byron Scott	1983-84
Jim Price	1972-73	Vlade Divac	1989-90
Brian Winters	1974-75	Eddie Jones	1994-95
Norm Nixon	1977-78	Jordan Clarkson	2014-15
Earvin Johnson	1979-80		

NBA ALL-ROOKIE SECOND TEAM

Nick Van Exel	1993-94	D'Angelo Russell	2015-16
Kobe Bryant	1996-97	Brandon Ingram	2016-17
Travis Knight	1996-97		

BASKETBALL HALL OF FAME (INDUCTION YEAR)

George Mikan	1959
Elgin Baylor	1977
Jim Pollard	1978
Wilt Chamberlain	1979
Pete Newell (contributor)	1979, 2010*
Jerry West	1980, 2010*
Slater Martin	1982
Clyde Lovellette	1988
Connie Hawkins	1992
John Kundla (coach)	1995
Vern Mikkelsen	1995
Kareem Abdul-Jabbar	1995
Gail Goodrich	1996
Bob McAdoo	2000
Earvin Johnson	2002, 2010^
Chick Hearn (contributor)	2003
James Worthy	2003
Bill Sharman (coach)	2004
Phil Jackson (coach)	2007
Adrian Dantley	2008
Pat Riley (coach)	2008
Dr. Jerry Buss (contributor)	2010
Karl Malone	2010, 2010^
Bob Boozer (1960 US Olympic Team)	2010
Darrall Imhoff (1960 US Olympic Team)	2010
Dennis Rodman	2011
Tex Winter (coach)	2011
Jamaal Wilkes	2012
Gary Payton	2013
Mitch Richmond	2014
Spencer Haywood	2015
Zelmo Beaty	2016
Shaquille O'Neal	2016

US OLYMPIC BASKETBALL TEAM MEMBERS

Kobe Bryant	2008, 2012	Adrian Dantley	1976
Lamar Odom	2004	Mitch Kupchak	1976
Gary Payton	2000, 1996	Jim Brewer	1972
Karl Malone	1996, 1992	Dwight Jones	1972
Shaquille O'Neal	1996	Spencer Haywood	1968
Earvin Johnson	1992	Charlie Scott	1968
J.R. Reid	1988	Jim Barnes	1964
Mitch Richmond	1988	Mel Counts	1964
Joe Kleine	1984	Walt Hazzard	1964
Sam Perkins	1984	Bob Boozer	1960
Sam Bowie	1980	Darrall Imhoff	1960
Kenny Carr	1976	Jerry West	1960
		Clyde Lovellette	1952

NBA COACH OF THE MONTH

Pat Riley	(5)	December 1988, November 1986, November 1985, March 1985, January 1983
Phil Jackson	(3)	November 2001, February 2000, December 1999
Mike Dunleavy	(2)	November 1991, January 1991
Del Harris	(1)	April 1998

NBA PLAYER OF THE WEEK (WEEK ENDING...)

Magic Johnson	(18)	4/7/91, 4/15/90, 1/1/89, 12/4/88, 12/13/87, 4/5/87, 3/22/87, 3/8/87, 2/15/87, 12/21/86, 3/9/86, 2/17/85, 2/26/84, 11/13/83, 4/10/83, 3/13/83, 3/16/80, 11/11/79
Kareem Abdul-Jabbar	(7)	3/24/85, 4/8/84, 2/2/84, 2/28/82, 12/21/80, 2/17/80, 12/9/79
Shaquille O'Neal	(7)	4/8/01, 3/12/00, 2/20/00, 12/5/99, 3/22/98, 11/16/97, 12/15/96
Kobe Bryant	(2)	12/24/00, 4/16/00
Cedric Ceballos	(2)	11/19/95, 12/25/94
Vlade Divac	(1)	3/26/95
Byron Scott	(1)	1/10/88

NBA PLAYER OF THE MONTH

Shaquille O'Neal	(7)	April 2001, March 2000, February 2000, November 1999, April 1998, January 1998, December 1996
Magic Johnson	(6)	February 1990, March 1987, December 1986, February 1985, November 1983, October 1983
Kareem Abdul-Jabbar	(2)	March 1984, December 1979
Kobe Bryant	(1)	December 2000
Cedric Ceballos	(1)	December 1994
Eddie Jones	(1)	November 1997

WESTERN CONF. PLAYER OF THE WEEK (WEEK ENDING...)

Kobe Bryant	(31)	4/14/13, 3/10/13, 2/24/13 1/15/12, 1/8/12, 3/27/11, 12/27/09, 12/20/09, 11/22/09, 3/16/09, 1/12/09, 12/29/08, 1/13/08, 3/2/08, 4/6/08, 3/25/07, 3/18/07, 4/16/06, 1/22/06, 12/25/05, 12/18/05, 11/13/05, 3/22/04, 2/17/04, 2/23/03, 2/2/03, 1/12/03, 12/8/02, 11/3/02, 1/20/02, 11/4/01, 3/15/04, 12/1/03, 4/6/03, 3/9/03, 3/10/02, 2/24/02, 2/3/02
Shaquille O'Neal	(7)	10/31/10, 3/21/10, 2/23/09, 2/9/09, 3/10/02, 2/24/02, 2/3/02
Pau Gasol	(4)	10/31/10, 3/21/10, 2/23/09, 2/9/09
Andrew Bynum	(3)	4/15/12, 3/18/12, 1/26/09

WESTERN CONF. PLAYER OF THE MONTH

Kobe Bryant	(15)	February 2013, January 2012, March 2011, December 2009, January 2009, December 2008, February 2008, April 2008, March 2007, December 2006, April 2006, January 2006, March 2004, January 2003, November 2001
Pau Gasol	(1)	February 2009
Shaquille O'Neal	(1)	March 2003

WESTERN CONF. COACH OF THE MONTH

Phil Jackson	(5)	March 2011, November 2009, April 2008, November 2003, April 2003
Mike D'Antoni	(1)	April 2013

WESTERN CONF. ROOKIE OF THE MONTH

Jordan Clarkson	(1)	March 2015
-----------------	-----	------------



REGULAR SEASON INDIVIDUAL RECORDS



MOST POINTS

Game	81	Kobe Bryant	vs. TOR	1/22/06
Half	55	Kobe Bryant	vs. TOR	1/22/06
Quarter	30	Kobe Bryant	vs. UTA	11/30/06
	30	Kobe Bryant	vs. DAL	12/20/05
Season	2,832	Kobe Bryant		2005-06
Career	33,643	Kobe Bryant		1996-2016

MOST FG MADE

Game	29	Wilt Chamberlain	vs. PHX	2/9/69
Half	18	Kobe Bryant	vs. TOR	1/22/06
Quarter	11	Kobe Bryant	vs. TOR	1/22/06
	11	Kobe Bryant	at SEA	2/2/99
Season	1,029	Elgin Baylor		1962-63
Career	11,719	Kobe Bryant		1996-2016

MOST FG ATTEMPTED

Game	55	Elgin Baylor	vs. PHI	12/2/61
Half	30	Kobe Bryant	vs. UTA	4/13/16
Quarter	18	Elgin Baylor	at NYK	11/15/60
Season	2,273	Elgin Baylor		1962-63
Career	26,200	Kobe Bryant		1996-2016

HIGHEST FG %

Game	1.000	Wilt Chamberlain	vs. DET	3/11/69
		(14-14)		
Season	.727*	Wilt Chamberlain (min. 300 FGM)		1972-73
Career	.605	Wilt Chamberlain (min. 2000 FGM)		1969-73

MOST FREE THROWS MADE

Game	25	Dwight Howard	at ORL	3/12/13
Half	17	Kobe Bryant	at CLE	1/30/01
Quarter	14	Kobe Bryant	at UTA	2/26/07
Consecutive	62	Kobe Bryant		2005-06
Season	840*	Jerry West		1965-66
Career	8,378	Kobe Bryant		1996-2016

MOST FREE THROWS ATTEMPTED

Game	39*	Dwight Howard	at ORL	3/12/13
Half	20	Dwight Howard	at ORL	3/12/13
	20	Shaquille O'Neal	at GSW	3/14/02
Quarter	17	Dwight Howard	at ORL	3/12/13
Season	977	Jerry West		1965-66
Career	10,011	Kobe Bryant		1996-2016

FREE THROW % (MIN. 18 ATT.)

Highest Game	1.000	Kobe Bryant (20-20)	at NYK	2/2/09
	1.000	Kobe Bryant (18-18)	at POR	4/10/13
	1.000	Earvin Johnson (18-18)	vs. UTA	4/11/91
	1.000	Jerry West (18-18)	vs. NYK	11/9/69
	1.000	Jerry West (18-18)	vs. DET	11/10/65
Season	.9112	Earvin Johnson (min. 125 FTM)		1988-89
Career	.877	Cazzie Russell (min. 200 FTM)		1974-77

MOST 3-PT FG MADE

Game	12	Kobe Bryant	vs. SEA	1/7/03
Half	8	Kobe Bryant	vs. WAS	3/28/03
Quarter	6	Kobe Bryant	vs. SEA	1/7/03
Season	183	Nick Van Exel		1994-95
Career	1,827	Kobe Bryant		1996-2016

MOST 3-PT FG ATTEMPTED

Game	21	Kobe Bryant	vs. UTA	4/13/16
Half	13	Sasha Vujacic	vs. MEM	3/28/08
Quarter	n/a	-	-	-
Season	518	Kobe Bryant		2005-06
Career	5,546	Kobe Bryant		1996-2016

3-PT FIELD GOAL % (MIN. 6 ATT.)

Game	1.000	Kobe Bryant (7-7)	vs. PHI	1/6/06
	1.000	Nick Van Exel (6-6)	vs. VAN	11/16/97
Season	.441	Vladimir Radmanovic (min. 55 3FGM)		2008-09
Career	.400	Vladimir Radmanovic (min. 250 3FGA)		2006-09

MOST REBOUNDS

Game	42	Wilt Chamberlain	vs. BOS	3/7/69
Half	27	Wilt Chamberlain	vs. BOS	3/7/69
Quarter	14	Happy Hairston	vs. PHI	11/15/74
	14	Wilt Chamberlain	vs. BOS	3/7/69
	14	Gene Wiley	vs. NYK	11/5/62
Season	1,712	Wilt Chamberlain		1968-69
Career	11,463	Elgin Baylor		1959-72

MOST OFFENSIVE REBOUNDS (SINCE 1973-74)

Game	14	Shaquille O'Neal	at MEM	4/4/03
Half	9	Lamar Odom	vs. PHX	1/17/08
	9	Shaquille O'Neal	at MEM	4/4/03
	9	Happy Hairston	at CHI	2/16/75
Quarter	n/a	-	-	-
Season	336	Shaquille O'Neal		1999-00
Career	2,494	Kareem Abdul-Jabbar		1975-89

MOST DEFENSIVE REBOUNDS (SINCE 1973-74)

Game	29*	Kareem Abdul-Jabbar	vs. DET	12/14/75
Half	n/a	-	-	-
Quarter	13*	Happy Hairston	vs. PHI	11/15/74
Season	1,111*	Kareem Abdul-Jabbar		1975-76
Career	7,785	Kareem Abdul-Jabbar		1975-89

MOST ASSISTS

Game	24	Earvin Johnson	vs. DEN	11/17/89
	24	Earvin Johnson	at PHX	1/9/90
Half	18	Earvin Johnson	vs. SEA	2/21/84
Quarter	12	Earvin Johnson	vs. SEA	2/21/84
Season	989	Earvin Johnson		1990-91
Career	10,141	Earvin Johnson		1979-91,96

MOST STEALS (SINCE 1973-74)

Game	10	Jerry West	vs. SEA	12/7/73
Half	6	Kobe Bryant	at UTA	2/13/06
	6	Eddie Jones	vs. PHI	11/26/96
	6	Eddie Jones	vs. BOS	12/26/95
	6	Sedale Threatt	at POR	3/3/92
	6	Jerry West	vs. SEA	12/7/73
Quarter	n/a	-	-	-
Season	208	Earvin Johnson		1981-82
Career	1,944	Kobe Bryant		1996-2016

MOST BLOCKED SHOTS (SINCE 1973-74)

Game	17*	Elmore Smith	vs. POR	10/28/73
Half	11*	Elmore Smith	vs. POR	10/28/73
Quarter	6	Elmore Smith	vs. POR	10/28/73
Season	393	Elmore Smith		1973-74
Career	2,694	Kareem Abdul-Jabbar		1975-89



* Denotes NBA Record



REGULAR SEASON INDIVIDUAL RECORDS (OPPONENTS)

MOST POINTS

Game	78	Wilt Chamberlain	at PHI (3OT)	12/8/61
	72	Wilt Chamberlain	vs. PHI	11/3/62
Half	39	Wilt Chamberlain	at PHI	2/7/66
Quarter	23	Wilt Chamberlain	at PHI	2/7/66

MOST FG MADE

Game	31	Wilt Chamberlain	at PHI (3OT)	12/8/61
	29	Wilt Chamberlain	vs. PHI	11/3/62

MOST FG ATTEMPTED

Game	62	Wilt Chamberlain	at PHI (3OT)	12/8/61
	48	Wilt Chamberlain	vs. PHI	11/3/62

HIGHEST FG %

Game	1.000	Wilt Chamberlain	at PHI	1/20/67
		(15-15)		

MOST FREE THROWS MADE

Game	24	Frank Selvy	vs. MIL	12/2/54
	22	Oscar Robertson	at CIN	12/18/64

MOST FREE THROWS ATTEMPTED

Game	31	Wilt Chamberlain	at PHI (3OT)	12/8/61
	27	Gilbert Arenas	vs. WAS (OT)	12/17/06
	27	Dolph Schayes	vs. SYR	1/17/51
	24	Dwight Howard	at HOU	1/8/14
	24	Oscar Robertson	vs. CIN	12/3/65
	24	Walter Dukes	vs. DET	11/19/60

FREE THROW %

Game	1.000	Dolph Schayes	vs. SYR	10/29/60
		(18-18)		

MOST 3-PT FG MADE

Game	10	Peja Stojackovic	vs. NOH	11/6/07
------	----	------------------	---------	---------

MOST 3-PT FG ATTEMPTED

Game	16	Stephen Curry	at GSW	1/14/16
	16	Jason Terry	vs. DAL	3/15/09

3-PT FIELD GOAL % (MIN. 6 ATT.)

Game	1.000	Kyle Korver (6-6)	vs. ATL	11/3/13
	1.000	Bruce Bowen (6-6)	at SAS	11/13/07
	1.000	Raja Bell (6-6)	vs. PHX	4/8/07
	1.000	Jason Richardson (6-6)	at GSW	12/10/02

MOST REBOUNDS

Game	45	Wilt Chamberlain	at PHI	1/21/61
------	----	------------------	--------	---------

MOST OFFENSIVE REBOUNDS (SINCE 1973-74)

Game	14	Joakim Noah	at CHI	12/15/09
	14	David Robinson	at SAS	4/2/91
	14	Moses Malone	at HOU	4/6/82

MOST DEFENSIVE REBOUNDS (SINCE 1973-74)

Game	22	Truck Robinson	vs. NOJ	11/11/77
------	----	----------------	---------	----------

MOST ASSISTS

Game	28	Bob Cousy	at BOS	2/27/59
	23	John Stockton	at UTA	4/12/90
	23	Kevin Porter	vs. DET	3/30/79
Half	19*	Bob Cousy	at BOS	2/27/59
Quarter	12	Bob Cousy	at BOS	2/27/59

MOST STEALS (SINCE 1973-74)

Game	10	Larry Steele	vs. POR	11/16/74
------	----	--------------	---------	----------

MOST BLOCKED SHOTS (SINCE 1973-74)

Game	10	Shawn Bradley	at DAL	3/4/97
	10	Shawn Kemp	vs. SEA	1/18/91
	10	David Robinson	vs. SAS	2/20/90



REGULAR SEASON TEAM RECORDS (HIGHS)



MOST POINTS

Game	162	vs. GSW	3/19/72
Half	91	vs. GSW	3/19/72
	91	vs. CHI	11/23/66
Quarter	51	vs. NYK	3/25/14
Season	9,937	121.2 per game	1967-68

MOST FG MADE

Game	69	vs. DEN	4/9/82
	69	vs. GSW	3/19/72
Half	37	vs. GSW	3/19/72
Quarter	22	vs. CHI	1/23/66
Season	3,964	48.3 per game	1982-83

MOST FG ATTEMPTED

Game	138	at PHI (3OT)	12/8/61
	135	at PHI	1/21/61
Half	73	at BOS	2/27/59
Quarter	39	at BOS	2/27/59
Season	8,466	104.5 per game	1966-67

HIGHEST FG %

Game	.685	vs. NYK (63-92)	1/23/79
Season	.545*		1984-85

MOST FREE THROWS MADE

Game	52	vs. NYK	11/13/57
	49	vs. SFW	1/20/68
Half	32	vs. PHI	2/15/57
Quarter	21	at CHI	12/17/91
	21	vs. PHI	12/19/71
	21	vs. CHI	1/25/66
Season	2,378		1961-62

MOST FREE THROWS ATTEMPTED

Game	69	vs. STL (OT)	2/17/57
	66	vs. NYK	11/13/57
	64	vs. CHI	11/19/99
	64	vs. DET	11/23/67
Half	42	vs. PHI	2/15/57
Quarter	27	vs. LAC	11/5/00
	27	vs. CHI	1/25/66
Season	3,240		1961-62

FREE THROW % (MOST W/OUT A MISS)

Game	1.000	at DEN (27-27)	1/30/91
Season	.802		1988-89

MOST 3-PT FG MADE

Game	19	vs. SAC	2/28/14
	19	vs. WAS (OT)	12/17/06
Half	14	vs. SAC	2/28/14
Quarter	n/a	-	-
Season	774		2013-14

MOST 3-PT FG ATTEMPTED

Game	45	vs. MEM	3/28/08
Season	2,110		2016-17

3-PT FIELD GOAL % (MIN. 5 ATT.)

Game	1.000	at POR (6-6)	1/1/87
Season	.381		2013-14

MOST REBOUNDS (TEAM REBOUNDS NOT INCLUDED)

Game	107	vs. IND (OT)	1/14/51
	101	vs. BOS	2/18/62
Half	55	at DET	1/9/66
Quarter	31	vs. STL	2/21/60
Season	5,816		1960-61

MOST OFFENSIVE REBOUNDS (SINCE 1973-74)

Game	31	vs. LAC (2OT)	11/15/93
	30	at PHO	3/1/86
Half	n/a	-	-
Quarter	n/a	-	-
Season	1,365		1973-74

MOST DEFENSIVE REBOUNDS (SINCE 1973-74)

Game	58	vs. SEA	10/19/73
Half	36*	vs. SEA	10/19/73
Quarter	n/a	-	-
Season	2,970		1973-74

MOST ASSISTS

Game	51	vs. DEN	2/23/82
Half	28	vs. DET	11/24/72
Quarter	17	vs. DEN	2/23/82
Season	2,575*		1984-85

PERSONAL FOULS

Game	48	vs. IND	3/9/53
	46	at HOU	4/12/83
	42	at SAC (OT)	1/4/07
Season	2,168		1966-67
DQs (Game)	5	vs. STL (OT)	2/17/57
DQs (Season)	60		1957-58

MOST STEALS (SINCE 1973-74)

Game	23	vs. KCK	11/9/82
Half	n/a	-	-
Quarter	11	at DAL	12/13/94
	11	vs. CHI	3/12/82
Season	848		1981-82

MOST BLOCKED SHOTS (SINCE 1973-74)

Game	21	vs. DEN	4/9/82
Half	n/a	-	-
Quarter	n/a	-	-
Season	653		1973-74

MOST TURNOVERS (SINCE 1970-71)

Game	43	vs. SEA	2/15/74
Half	22	vs. SEA	2/15/74
Quarter	n/a	-	-
Season	1,913		1973-74

MOST VICTORIES

Season	69		1971-72
Consecutive	33*		11/5/71-1/7/72
Home	.968	Minneapolis (30-1)	1949-50
	.902	Los Angeles (37-4)	1989-90
	.902	Los Angeles (37-4)	1986-87
	.902	Los Angeles (37-4)	1979-80
	.902	Los Angeles (37-4)	1976-77
Road	.816	Los Angeles (31-7)	1971-72



* Denotes NBA Record



REGULAR SEASON TEAM RECORDS (LOWS)

(records for fewest exclude games & seasons before 1954-55 (introduction of shot clock); shortended season in italics)

FEWEST POINTS

Game	70	at CLE	11/5/02
Half	23	at DEN	11/13/09
Quarter	6	vs. CHI	11/20/77
Overtime	0*	vs. DET	12/1/89
Season	7,982	(97.3 ppg) - low total	2015-16
	4,950	(99.0 ppg) - low total	1998-99
	6,422	(97.3 ppg) - low average	2011-12

FEWEST FG MADE

Game	20	at UTAH	11/3/04
Half	n/a	-	-
Quarter	2	at LAC	1/10/14
	2	at SAS	4/18/96
	2	at PHX	3/24/87
Season	2,880		2015-16
	1,841		1998-99

FEWEST FG ATTEMPTED

Game	57	vs. IND	3/4/98
Half	n/a	-	-
Quarter	n/a	-	-
Season	6,536		1997-98
	3,935		1998-99

LOWEST FG %

Game	.194	at SYR	11/4/51
	.284	at OKC (23-81)	4/11/16
Half	n/a	-	-
Quarter	.100	vs. IND (2-20)	11/29/15
Season	.370		1957-58

FEWEST FREE THROWS MADE

Game	2	vs. SDC	3/28/80
Half	n/a	-	-
Quarter	n/a	-	-
Season	1,390		2013-14
	1,027		1998-99

FEWEST FREE THROWS ATTEMPTED

Game	3	vs. SDC	3/28/80
Half	n/a	-	-
Quarter	n/a	-	-
Season	1,835		2013-14
	1,503		1998-99

FREE THROW %

Game	.278	vs. SEA (5-18)	12/8/00
Season	.650		1968-69

FEWEST 3-PT FG MADE

Game	0	several, last at POR	1/5/12
Season	10		1982-83

FEWEST 3-PT FG ATTEMPTED

Game	0	several, last at DEN	12/19/92
Season	94		1980-81
	94		1981-82

3-PT FIELD GOAL % (MOST 3FGA W/OUT A MAKE)

Game	.000	at POR (0-11)	1/5/12
	.000	vs. SAS (0-11)	3/9/01
	.000	at POR (0-11)	2/26/83
Half	.000	several	several
Quarter	.000	several	several
Season	.104	(10-96)*	1982-83

FEWEST REBOUNDS (TEAM REB. NOT INCLUDED)

Game	23	at UTA	3/28/98
Half	n/a	-	-
Quarter	n/a	-	-
Season	3,298		1995-96
	2,101		1998-99

FEWEST OFFENSIVE REBOUNDS (SINCE 1973-74)

Game	1	vs. POR	3/26/17
	1	vs. OKC	3/9/14
	1	at CLE	3/19/06
Half	0		several
Quarter	0		several
Season	745		2013-14
	619		1998-99

FEWEST DEFENSIVE REBOUNDS (SINCE 1973-74)

Game	12	at MIN	3/28/14
Half	n/a	-	-
Quarter	n/a	-	-
Season	2,196		1991-92
	1,482		1998-99

FEWEST ASSISTS

Game	4	at BAL	11/14/64
	4	vs. SYR	11/28/61
Half	n/a	-	-
Quarter	0	several, last at BKN	12/14/16
Season	1,478		2015-16
	1,095		1998-99

FEWEST PERSONAL FOULS

Game	8	vs. DAL	11/28/08
Half	n/a	-	-
Quarter	n/a	-	-
Season	1,467		2012-13
	1,109		2011-12

FEWEST STEALS (SINCE 1973-74)

Game	0*	at OKC	3/5/13
	0*	at MIN	1/29/12
	0*	vs. HOU	1/7/05
Season	508		2004-05
	389		1998-99

FEWEST BLOCKED SHOTS (SINCE 1973-74)

Game	0*	several, last at HOU	3/21/17
Season	320		2016-17
	287		1998-99

FEWEST TURNOVERS (SINCE 1970-71)

Game	3	vs. HOU	12/30/01
Half	n/a	-	-
Quarter	n/a	-	-
Season	1,040		2001-02
	754		1989-99

DEFEATS

Season	.264	Minneapolis (19-53)	1957-58
	.207	Los Angeles (17-65)	2015-16
Consecutive	10		2015-16
	10		1993-94
Home	409	Minneapolis (9-13)	1959-60
	293	Los Angeles (12-29)	2015-16
	293	Los Angeles (12-29)	2014-15
Road	.154	Minneapolis (4-22)	1957-58
	.122	Los Angeles (5-36)	2015-16



REGULAR SEASON OPPONENT TEAM RECORDS (HIGHS)



MOST POINTS

Game	173	at BOS	2/27/59
	158	at PHI	3/18/68
Half	90	at BOS	2/27/59
	85	at PHI	3/18/68
Quarter	52	at BOS	2/27/59
	49	vs. HOU	4/8/14
	49	vs. BOS	3/19/93
Season	9,736		1966-67

MOST FG MADE

Game	72	at BOS	2/27/59
	68	at PHI	3/18/68
Half	40	at BOS	2/27/59
	37	vs. DET	11/24/72
Quarter	23	at BOS	2/27/59
Season	3,797		1978-79

MOST FG ATTEMPTED

Game	153*	vs. PHI (3OT)	12/8/61
	127	vs. DET	12/14/75
Half	81	vs. SFW	2/2/69
Quarter	47*	at BOS	2/27/59
	45	at DET	11/28/65
Season	8,553		1971-72

HIGHEST FG %

Game	.671	at MIN	3/28/14
Half	n/a	-	-
Quarter	.938	vs. BOS	3/19/93
	.938	at PHI	12/2/66
Season	.490		1982-83

MOST FREE THROWS MADE

Game	56	vs. BOS	11/28/54
	47	vs. WAS (OT)	12/17/06
	44	at UTA	11/29/83
Half	n/a	-	-
Quarter	22	at MIL	3/21/01
Season	1,778		1985-86

MOST FREE THROWS ATTEMPTED

Game	67	vs. STL (OT)	2/17/57
	60	vs. WAS (OT)	12/17/06
	60	at UTA	11/29/83
Half	n/a	-	-
Quarter	n/a	-	-
Season	2,369		1985-86

FREE THROW %

Game	1.000	several, last at DAL	1/22/17
Most FTA w/o miss	1.000	at BUF (30-30)	11/18/75
Season	.780		2004-05

MOST 3-PT FG MADE

Game	22	vs. PHX	11/14/10
Half	14	vs. HOU	2/19/14
Quarter	9	at PHX	4/5/05
Season	830		2016-17

MOST 3-PT FG ATTEMPTED

Game	44	vs. HOU	1/25/15
Half	n/a	-	-
Quarter	15	twice, last vs. HOU	1/25/15
Season	2,245		2016-17

3-PT FIELD GOAL % (MIN. 4 ATT.)

Game	1.000	vs. SAS (4-4)	4/17/87
Season	.380	(465-1223)	2002-03

MOST REBOUNDS (TEAM REBOUNDS NOT INCLUDED)

Game	105	at BOS	2/26/60
	98	vs. PHI (3OT)	12/8/61
	82	at CHI	2/12/71
Half	n/a	-	(Minneapolis era)
	49	at CHI	3/2/73
Quarter	35	at BOS	2/26/60
	26	at POR	2/19/72
Season	4,552		1970-71

MOST OFFENSIVE REBOUNDS (SINCE 1973-74)

Game	36	vs. DET	12/14/75
Half	19	at DET	12/2/73
Quarter	14	vs. DET	12/14/75
Season	1,525		1973-74

MOST DEFENSIVE REBOUNDS (SINCE 1973-74)

Game	50	at PHX	12/25/73
Half	28	at DAL	11/19/02
Quarter	n/a	-	-
Season	2,950		2013-14

MOST ASSISTS

Game	48	vs. Rochester	1/23/57
	47	at GSW	11/23/16
	44	at CLE (4OT)	1/29/80
Half	26	at GSW	11/23/16
	26	vs. SFW	12/1/60
Quarter	16	at BOS	2/27/59
Season	2,389		1982-83

PERSONAL FOULS

Game	50	vs. ROC	2/19/53
	42	vs. SAS	11/26/89
Half	n/a	-	-
Quarter	n/a	-	-
Season	2,151		1997-98

MOST STEALS (SINCE 1973-74)

Game	25	at GSW	3/25/75
Half	n/a	-	-
Quarter	n/a	-	-
Season	822		1974-75

MOST BLOCKED SHOTS (SINCE 1973-74)

Game	16	vs. OKC	11/22/09
Half	n/a	-	-
Quarter	n/a	-	-
Season	489		1994-95

MOST TURNOVERS (SINCE 1970-71)

Game	35	vs. DET	2/10/76
Half	n/a	-	-
Quarter	n/a	-	-
Season	1,719		1973-74



* Denotes NBA Record



REGULAR SEASON OPPONENT TEAM RECORDS (LOWS)

(records for fewest exclude games & seasons before 1954-55 (introduction of shot clock); shortended season in italics)

FEWEST POINTS

Game	57	vs. CLE	1/11/11
Half	19	vs. LAC	12/14/99
Quarter	2*	vs. DAL	4/6/97
Season	7,566		1999-00
	4,799		1998-99

FEWEST FG MADE

Game	21	vs. NYK	12/29/11
Half	7	vs. LAC	12/14/99
Quarter	0*	vs. DAL	4/6/97
	0*	vs. SAC	2/4/87
Season	2,838		1999-00
	1,759		1998-99

FEWEST FG ATTEMPTED

Game	55	vs. ORL	2/28/06
Half	25	at SEA	1/23/01
Quarter	n/a	-	-
Season	6,547		2005-06
	3,992		1998-99

LOWEST FG %

Game	.229*	at MIL (22-96)	11/6/54
	.284	at POR (27-95)	1/3/88
Half	.184	vs. LAC (7-38)	12/14/99
Quarter	.000*	vs. DAL (0-15)	4/6/97
	.000*	vs. SAC (0-18)	2/4/87
Season	.416		1999-00

FEWEST FREE THROWS MADE

Game	3	vs. CHI	2/2/96
	3	vs. NYK	2/26/92
	3	vs. MIA	4/5/91
Half	0	several	several
Quarter	0	several	several
Season	1,167		2012-13
	1,167		1972-73
	901		2011-12

FEWEST FREE THROWS ATTEMPTED

Game	4	at NOH	2/5/11
Half	0	several	several
Quarter	0	several	several
Season	1,583		1972-73
	1,215		2011-12

FREE THROW %

Game	.231	vs. MIA (3-13)	4/5/91
Season	.708		1994-95

FEWEST 3-PT FG MADE

Game	0	several, last at CLE	2/13/05
Half	0	several	several
Quarter	0	several	several
Season	42		1980-81

FEWEST 3-PT FG ATTEMPTED

Game	0	several	several
Half	0	several	several
Quarter	0	several	several
Season	184		1980-81

3-PT FIELD GOAL %

Game	.000	several, last at CLE	2/13/05
Season	.206		1985-86

FEWEST REBOUNDS (TEAM REB. NOT INCLUDED)

Game	22	vs. MIN	12/2/05
Half	22	vs. GSW	3/6/85
Quarter	7	at NOH	12/29/10
	7	vs. DAL	2/4/86
Quarter	3	at UTA	4/14/14
	3	at NOH	12/29/10
Season	3,292		2005-06
	2,031		1998-99

FEWEST OFFENSIVE REBOUNDS (SINCE 1973-74)

Game	1	at SAS	4/11/12
Half	0	several	several
Quarter	0	several	several
Season	824		2014-15
	628		1998-99

FEWEST DEFENSIVE REBOUNDS (SINCE 1973-74)

Game	10*	vs. UTA	4/1/90
Half	3	at NOH	12/29/10
Quarter	1	at NOH	12/29/10
Season	2,078		1984-85
	1,403		1998-99

FEWEST ASSISTS

Game	3*	vs. BOS	11/25/56
	7	at NYK	12/23/07
	7	at LAC	3/12/98
Half	n/a	-	-
Quarter	0	several, last at UTA	1/26/17
Season	1,597		1999-00
	1,062		1998-99

PERSONAL FOULS

Game	9	at BKN	3/29/15
Half	n/a	-	-
Quarter	0	several, last vs. NOP	4/11/17
Season	1,520		2016-17
	1,271		1998-99

FEWEST STEALS (SINCE 1973-74)

Game	0*	several, last at NOH	2/5/11
Half	0	several	several
Quarter	0	several	several
Season	536		2005-06
	408		1998-99

FEWEST BLOCKED SHOTS (SINCE 1973-74)

Game	0*	several, last vs. POR	1/11/15
Half	0	several	several
Quarter	0	several	several
Season	308		2003-04
	196		1998-99

FEWEST TURNOVERS (SINCE 1970-71)

Game	2	at OKC	3/5/13
Half	n/a	-	-
Quarter	0	several, last vs. POR	3/26/17
Season	965		2004-05
	716		1998-99



ALL-TIME SINGLE GAME HIGHS



POINTS

Kobe Bryant	vs. Toronto	1/22/06	81
Elgin Baylor	@ New York	11/15/60	71
Wilt Chamberlain	vs. Phoenix	2/9/69	66
Kobe Bryant	vs. Portland	3/16/07	65
Elgin Baylor	vs. Boston	1/18/59	64
Jerry West	vs. New York	1/17/62	63
Elgin Baylor	@ Philadelphia	12/8/61	63
Kobe Bryant	vs. Dallas	12/20/05	62
Kobe Bryant	@ New York	2/2/09	61
Shaquille O'Neal	@ LA Clippers	3/6/00	61
George Mikan	vs. Rochester	1/20/52	61
Kobe Bryant	vs. Utah	4/13/16	60
Kobe Bryant	@ Memphis	3/22/07	60
Wilt Chamberlain	vs. Cincinnati	1/26/69	60
Kobe Bryant	@ Charlotte	12/29/06	58
Elgin Baylor	@ Detroit	2/16/61	57
Elgin Baylor	vs. Syracuse	1/24/61	56
Kobe Bryant	vs. Memphis	1/14/02	56
Kobe Bryant	vs. Washington	3/28/03	55
Elgin Baylor	vs. Cincinnati (@ Det)	2/25/59	55
Kobe Bryant	vs. Memphis	3/28/08	53
Kobe Bryant	vs. Houston	3/30/07	53
Kobe Bryant	vs. Houston	12/15/06	53
Gail Goodrich	vs. Kansas City-Omaha	3/28/75	53
Jerry West	vs. Cincinnati	1/29/65	53
George Mikan	vs. Baltimore	2/26/49	53
Kobe Bryant	vs. Dallas	3/2/08	52
Kobe Bryant	vs. Utah	11/30/06	52
Kobe Bryant	vs. Houston	2/18/03	52
Elgin Baylor	vs. San Francisco	12/15/62	52
Elgin Baylor	vs. St. Louis	12/13/61	52
Elgin Baylor	vs. St. Louis	12/11/61	52
Elgin Baylor	vs. Philadelphia (@ Her)	12/8/61	52
Elgin Baylor	vs. Detroit (@ SF)	11/20/60	52
Elgin Baylor	vs. Detroit	10/18/59	52
Kobe Bryant	@ Phoenix	4/7/06	51
Kobe Bryant	@ Sacramento	1/19/06	51
Kobe Bryant	@ Denver	2/12/03	51
Kobe Bryant	@ Golden State	12/6/00	51
Jerry West	@ Cincinnati	12/10/65	51
Jerry West	vs. Cincinnati	12/3/65	51
Elgin Baylor	@ San Francisco	12/14/62	51
Elgin Baylor	@ Detroit	11/26/60	51
George Mikan	@ Rochester	1/14/50	51
George Mikan	vs. New York	3/13/49	51
Kobe Bryant	vs. Seattle	4/15/07	50
Kobe Bryant	vs. LA Clippers	4/12/07	50
Kobe Bryant	@ NO/Oklahoma City	3/23/07	50
Kobe Bryant	vs. Minnesota	3/18/07	50
Kobe Bryant	vs. Portland	4/14/06	50
Kobe Bryant	@ LA Clippers	1/7/06	50
Shaquille O'Neal	vs. New Jersey	4/2/98	50
Cedric Ceballos	vs. Minnesota	12/20/94	50
Elgin Baylor	vs. Boston	2/13/63	50
Rudy LaRusso	vs. St. Louis	3/14/62	50
Jerry West	vs. Cincinnati	1/24/62	50
Elgin Baylor	vs. Syracuse	12/12/62	50
Elgin Baylor	vs. Syracuse	12/4/61	50

STEALS

Jerry West	vs. Seattle	12/7/73	10
Earvin Johnson	vs. Phoenix	11/6/81	9
Eddie Jones	@ Philadelphia	11/26/97	8
Earvin Johnson	@ Dallas	11/7/80	8
Norm Nixon	@ New Jersey	11/2/77	8
Gail Goodrich	vs. Seattle	2/15/74	8

REBOUNDS

Wilt Chamberlain	vs. Boston	3/7/69	42
Wilt Chamberlain	vs. Baltimore	3/9/69	38
George Mikan	@ Philadelphia	3/4/52	36
George Mikan	vs. Rochester	1/20/52	36
Wilt Chamberlain	vs. San Francisco	2/2/69	35
Kareem Abdul-Jabbar	vs. Detroit	12/14/75	34
Wilt Chamberlain	vs. Philadelphia	12/19/71	34
Wilt Chamberlain	@ Seattle	2/12/69	33
Wilt Chamberlain	vs. Chicago	3/7/71	32
Wilt Chamberlain	vs. Cincinnati	10/29/71	32
Wilt Chamberlain	@ Cincinnati	10/22/68	32
Wilt Chamberlain	@ Portland	2/17/73	31
Wilt Chamberlain	vs. Philadelphia	2/11/73	31
Wilt Chamberlain	vs. Detroit	11/26/71	31
Wilt Chamberlain	vs. Boston	11/14/71	31
Wilt Chamberlain	vs. San Diego	11/29/70	31
Wilt Chamberlain	@ Chicago	10/16/70	31
Elgin Baylor	at Philadelphia	12/8/61	31
Elgin Baylor	vs. Philadelphia	11/6/58	31
Andrew Bynum	@ San Antonio	4/11/12	30
Kareem Abdul-Jabbar	@ New Jersey	2/3/78	30
Wilt Chamberlain	vs. Boston	2/20/72	30
Wilt Chamberlain	@ San Francisco	2/1/69	30
Elgin Baylor	vs. Cincinnati	1/14/61	30

ASSISTS

Earvin Johnson	vs. Phoenix	1/9/90	24
Earvin Johnson	vs. Denver	11/17/89	24
Nick Van Exel	@ Vancouver	1/5/97	23
Earvin Johnson	vs. Dallas	4/20/88	23
Earvin Johnson	vs. Seattle	2/21/84	23
Jerry West	vs. Philadelphia	2/1/67	23
Earvin Johnson	vs. Portland	11/6/90	22
Earvin Johnson	vs. Cleveland	11/17/83	22
Earvin Johnson	vs. Indiana	12/16/90	21
Earvin Johnson	vs. Boston	12/15/89	21
Earvin Johnson	vs. Seattle	4/23/89	21
Earvin Johnson	vs. LA Clippers	12/6/88	21
Earvin Johnson	vs. Atlanta	1/15/83	21
Earvin Johnson	@ Philadelphia	11/28/88	20
Earvin Johnson	vs. Denver	3/10/87	20
Earvin Johnson	@ Houston	4/6/86	20
Earvin Johnson	vs. Phoenix	12/12/85	20
Earvin Johnson	vs. LA Clippers	11/20/85	20
Earvin Johnson	@ Houston	12/19/84	20
Earvin Johnson	@ Atlanta	12/18/84	20
Earvin Johnson	vs. New Jersey	11/25/83	20
Earvin Johnson	vs. San Diego	3/9/83	20
Earvin Johnson	vs. Milwaukee	1/26/83	20
Earvin Johnson	@ Philadelphia	1/5/83	20

BLOCKED SHOTS

Elmore Smith	vs. Portland	10/28/73	17*
Elmore Smith	vs. Houston	11/04/73	14
Elmore Smith	vs. Detroit	10/26/73	14
Kareem Abdul-Jabbar	vs. Chicago	11/25/79	11
Kareem Abdul-Jabbar	vs. Detroit	11/28/78	11
Kareem Abdul-Jabbar	@ Detroit	12/3/75	11
Elmore Smith	vs. Golden State	3/15/74	11
Kareem Abdul-Jabbar	vs. Detroit	1/22/82	10
Kareem Abdul-Jabbar	vs. Atlanta	1/18/80	10
Kareem Abdul-Jabbar	vs. Atlanta	11/2/75	10
Elmore Smith	vs. Golden State	3/16/75	10
Elmore Smith	@ Cleveland	12/11/73	10
Elmore Smith	vs. KC Omaha	11/30/73	10
Elmore Smith	@ Houston	10/23/73	10



* Denotes NBA Record



ALL-TIME SINGLE GAME HIGHS

OFFENSIVE REBOUNDS

Shaquille O'Neal	@ Memphis	4/4/03	14
Lamar Odom	vs. Phoenix	1/17/08	13
Vlade Divac	vs. LA Clippers	11/16/93	13
Earvin Johnson	vs. Houston	3/21/82	13
Shaquille O'Neal	vs. Orlando	3/15/04	12
Shaquille O'Neal	@ Dallas	4/18/00	12
Corie Blount	vs. LA Clippers	3/14/97	12
Pau Gasol	vs. Denver	4/9/09	11
Shaquille O'Neal	@ Cleveland	3/18/99	11
Travis Knight	vs. Golden State	1/24/97	11
A.C. Green	@ Golden State	1/6/90	11
Kurt Rambis	vs. Golden State	3/3/86	11
Kermit Washington	vs. Cleveland	11/15/77	11

DEFENSIVE REBOUNDS

Kareem Abdul-Jabbar	vs. Detroit	12/14/75	29*
Shaquille O'Neal	vs. Milwaukee	3/21/04	25
Dwight Howard	vs. Denver	1/6/13	23
Kareem Abdul-Jabbar	@ New York	2/3/78	23
Kareem Abdul-Jabbar	vs. Kansas City	11/7/76	23
Andrew Bynum	@ San Antonio	4/11/12	22
Kareem Abdul-Jabbar	vs. Boston	12/28/75	22
Kareem Abdul-Jabbar	@ Seattle	12/27/75	22

FIELD GOALS ATTEMPTED

Elgin Baylor	vs. Philadelphia	12/2/61	55
Kobe Bryant	vs. Utah	4/13/16	50
Elgin Baylor	@ New York	11/15/60	48
Kobe Bryant	@ Boston	11/7/02	47
Elgin Baylor	vs. Boston	11/8/59	47
Kobe Bryant	vs. Toronto	1/22/06	46
Kobe Bryant	@ Charlotte (30T)	12/29/06	45
Elgin Baylor	@ Detroit	2/16/61	45
George Mikan	vs. Rochester	1/20/52	45

FIELD GOALS MADE

Wilt Chamberlain	vs. Phoenix	2/9/69	29
Kobe Bryant	vs. Toronto	1/22/06	28
Elgin Baylor	@ New York	11/15/60	28
Elgin Baylor	vs. Boston	11/8/59	25

3-POINT FIELD GOALS MADE

Kobe Bryant	vs. Seattle	1/7/03	12
Kobe Bryant	vs. Memphis	3/28/08	9
Kobe Bryant	@ Utah	3/22/05	9
Kobe Bryant	vs. Washington	3/28/03	9
Jordan Clarkson	vs. Minnesota	3/24/17	8
Nick Young	@ Cleveland	12/17/16	8
D'Angelo Russell	vs. Brooklyn	3/1/16	8
Jordan Farmar	vs. Sacramento	2/28/14	8
Kobe Bryant	@ Utah	3/16/07	8
Glen Rice	vs. Portland	5/5/99	8
Nick Van Exel	@ Dallas	3/4/97	8
Nick Van Exel	@ Denver	2/13/97	8
Nick Van Exel	@ Dallas	12/13/94	8

3-POINT FIELD GOALS ATTEMPTED

Kobe Bryant	vs. Utah	4/13/16	21
Kobe Bryant	vs. Seattle	1/7/03	18
Kobe Bryant	@ Philadelphia	12/1/15	17
Kobe Bryant	vs. Memphis	3/28/08	17
Nick Van Exel	vs. Utah	4/24/94	16
Nick Van Exel	@ Dallas	12/13/94	16
Kobe Bryant	@ LA Clippers	1/7/06	15
Kobe Bryant	@ Utah	3/22/05	15
Chucky Atkins	vs. New Orleans	12/22/04	15
Nick Van Exel	@ Dallas	3/4/97	15

FREE THROWS MADE

Dwight Howard	@ Orlando	3/12/13	25
Kobe Bryant	@ New York	1/31/06	23
Kobe Bryant	@ Cleveland	1/30/01	23
Kobe Bryant	vs. Dallas	12/20/05	22
Larry Foust	vs. St. Louis	11/30/57	22
Kobe Bryant	@ Utah	2/26/07	21
Kobe Bryant	@ New York	2/2/09	20
Kobe Bryant	vs. Dallas	3/2/08	20
Kobe Bryant	vs. Phoenix	4/16/06	20
Jerry West	vs. San Francisco	1/21/66	20
Jerry West	@ New York	1/8/66	20
Jerry West	vs. Philadelphia	12/21/66	20
Jerry West	vs. San Francisco	10/30/65	20
Elgin Baylor	@ St. Louis	12/21/62	20
George Mikan	@ Chicago	12/3/49	20
George Mikan	@ Anderson	11/19/49	20

FREE THROWS ATTEMPTED

Dwight Howard	@ Orlando	3/12/13	39
Shaquille O'Neal	vs. Chicago	11/19/99	31
Wilt Chamberlain	@ Philadelphia	10/17/69	30
Jerry West	@ New York	10/17/64	30
Shaquille O'Neal	@ Golden State	3/14/02	28
Kobe Bryant	vs. Dallas	3/2/08	27
Kobe Bryant	vs. Houston	10/30/07	27
Kobe Bryant	@ New York	1/31/06	26
Kobe Bryant	@ Cleveland	1/31/01	26
Larry Foust	vs. St. Louis	11/30/57	26
Kobe Bryant	vs. Dallas	12/20/05	25

MOST FREE THROWS MADE W/OUT A MISS

Kobe Bryant	@ New York	2/2/09	20-20
Kobe Bryant	@ Portland	4/10/13	18-18
Earvin Johnson	vs. Utah	4/11/91	18-18
Jerry West	vs. New York	11/9/69	18-18
Jerry West	vs. Detroit	11/10/65	18-18
Kobe Bryant	vs. Golden State	12/29/09	16-16
Kobe Bryant	@ NO/Okla. City	3/23/07	16-16
Kobe Bryant	vs. LA Clippers	3/8/05	16-16
Earvin Johnson	vs. New Jersey	1/19/87	16-16
Earvin Johnson	vs. Houston	12/21/86	16-16
Jerry West	vs. San Francisco	1/11/67	16-16
Jerry West	vs. Baltimore	1/28/66	16-16

MOST FG MADE WITHOUT A MISS

Wilt Chamberlain	vs. Detroit	3/11/69	14-14
Kareem Abdul-Jabbar	vs. Phoenix	12/12/85	11-11
Mitch Kupchak	vs. San Antonio	11/20/81	11-11
Pau Gasol	vs. Golden State	11/21/10	10-10
Byron Scott	@ Dallas	2/26/86	10-10
Kareem Abdul-Jabbar	vs. Golden State	12/29/85	10-10

MOST 3-POINT FG MADE WITHOUT A MISS

Kobe Bryant	vs. Philadelphia	1/6/06	7-7
Nick Van Exel	vs. Vancouver	11/19/97	6-6
Matt Barnes	@ Minnesota	11/19/10	5-5
Vladimir Radmanovic	@ Phoenix	11/20/08	5-5
Derek Fisher	@ Memphis	1/8/08	5-5
Smush Parker	vs. Philadelphia	1/6/06	5-5
Rick Fox	vs. Houston	2/28/99	5-5
Nick Van Exel	@ Denver	12/3/97	5-5



ALL-TIME SINGLE GAME HIGHS (OPPONENT)



POINTS

Wilt Chamberlain	Philadelphia	12/8/61	78
Wilt Chamberlain	San Francisco	11/3/62	72
Wilt Chamberlain	San Francisco	11/1/63	67
Wilt Chamberlain	Philadelphia	2/7/66	65
Wilt Chamberlain	San Francisco	12/14/62	63
Gilbert Arenas	Washington	12/17/06	60
Wilt Chamberlain	Philadelphia	12/29/61	60
Wilt Chamberlain	Philadelphia	12/1/61	60
Wilt Chamberlain	San Francisco	12/6/63	59
Jack Twyman	Cincinnati	1/15/60	59
Wilt Chamberlain	Philadelphia	10/20/61	57
Earl Monroe	Baltimore	2/13/68	56
Oscar Robertson	Cincinnati	12/18/64	56
Wilt Chamberlain	San Francisco	2/16/63	56
Wilt Chamberlain	Philadelphia	1/21/61	56
Wilt Chamberlain	Philadelphia	11/17/61	56
Wilt Chamberlain	San Francisco	11/2/63	55
Michael Jordan	Chicago	11/20/92	54
Allan Houston	New York	2/16/03	53
Wilt Chamberlain	Philadelphia	3/18/68	53
Willis Reed	New York	11/1/67	53
Wilt Chamberlain	Philadelphia	1/25/66	53
Wilt Chamberlain	San Francisco	11/23/62	53
Allen Iverson	Denver	12/5/07	51
Antawn Jamison	Golden State	12/6/00	51
Stephon Marbury	New Jersey	2/13/01	50
Adrian Dantley	Utah	11/27/79	50
Kareem Abdul-Jabbar	Milwaukee	3/17/73	50
Rick Barry	San Francisco	12/8/73	50
Wilt Chamberlain	San Francisco	1/10/64	50

REBOUNDS

Wilt Chamberlain	Philadelphia	1/21/61	45
Wilt Chamberlain	Philadelphia	12/8/61 (3OT)	43
Bill Russell	Boston	1/20/63	43
Wilt Chamberlain	Philadelphia	11/29/60	38
Bill Russell	Boston	3/3/65	38
Nate Thurmond	San Francisco	2/2/69	34
Bill Russell	Boston	11/3/67	33
Wilt Chamberlain	Philadelphia	3/18/68	32
Wilt Chamberlain	Philadelphia	10/18/67	30
Elvin Hayes	San Diego	12/5/70	30
George T. Johnson	Golden State	3/15/74	30
Jim Fox	Seattle	12/26/73	30

ASSISTS

Bob Cousy	Boston	2/2/59	28
John Stockton	Utah	4/12/90	23
Kevin Porter	Detroit	3/30/79	23
John Stockton	Utah	1/8/87	22
Chris Paul	New Orleans	11/6/07	21
Kevin Johnson	Phoenix	2/26/89	21
Kevin Porter	Washington	3/2/75	21
Steve Nash	Phoenix	3/22/11	20
Steve Nash	Phoenix	1/17/08	20
Isiah Thomas	Detroit	1/13/85	20
Kevin Porter	Detroit	11/15/78	20
Oscar Robertson	Cincinnati	2/19/61	20
Guy Rodgers	Philadelphia	12/1/60	20

STEALS

Larry Steele	Portland	11/16/74	10
Allen Iverson	Philadelphia	12/20/02	9
Earl Tatum	Detroit	11/28/78	9
Larry Steele	Portland	3/5/74	9

BLOCKED SHOTS

Shawn Bradley	Dallas	3/4/97	10
Shawn Kemp	Seattle	1/18/91	10
David Robinson	San Antonio	2/20/90	10
Jermaine O'Neal	Toronto	2/4/09	9
Gheorghe Muresan	Washington	3/3/96	9
Dikembe Mutombo	Denver	11/11/94	9
Manute Bol	Philadelphia	3/5/93	9
Mark Eaton	Utah	12/22/82	9

FIELD GOALS ATTEMPTED

Wilt Chamberlain	Philadelphia	12/8/61 (3OT)	62
Wilt Chamberlain	Philadelphia	12/30/59	51
Wilt Chamberlain	San Francisco	1/26/64	49
Wilt Chamberlain	San Francisco	11/3/62	48
Wilt Chamberlain	San Francisco	2/16/63 (2OT)	47
Wilt Chamberlain	San Francisco	1/11/63	47

FIELD GOALS MADE

Wilt Chamberlain	Philadelphia	12/8/61 (3OT)	31
Wilt Chamberlain	San Francisco	11/3/62	29
Wilt Chamberlain	Philadelphia	2/7/66	28
Wilt Chamberlain	San Francisco	1/11/63	28
Wilt Chamberlain	San Francisco	2/16/63 (2OT)	26
Wilt Chamberlain	Philadelphia	1/21/61	25

FREE THROWS ATTEMPTED

Wilt Chamberlain	San Francisco	12/6/63	29
Gilbert Arenas	Washington	12/17/06	27
Dolph Schayes	Syracuse	1/17/51	27
Frank Selvy	Milwaukee	12/2/54	26
Dwight Howard	Houston	1/8/14	24
Corey Maggette	LA Clippers	4/12/07	24
Oscar Robertson	Cincinnati	12/03/65	24
Wilt Chamberlain	San Francisco	1/26/64	24
Walter Dukes	Detroit	11/19/60	24
Charles Macauley	St. Louis	2/17/57	24

FREE THROWS MADE

Frank Selvy	Milwaukee	12/2/54	24
Dolph Schayes	Syracuse	1/17/52	23
Oscar Robertson	Cincinnati	12/18/64	22
Gilbert Arenas	Washington	12/17/06 (OT)	21
Walter Dukes	Detroit	11/19/60	20
Oscar Robertson	Cincinnati	12/3/65	20

3-POINT FIELD GOALS ATTEMPTED

Stephen Curry	Golden State	1/14/16	16
Jason Terry	Dallas	3/15/09	16
Stephen Curry	Golden State	4/12/13	15
Gilbert Arenas	Washington	2/3/07	15

3-POINT FIELD GOALS MADE

Peja Stojakovic	New Orleans	11/6/07	10
Stephen Curry	Golden State	4/12/13	9
Chauncey Billups	Denver	2/5/10	9
Eric Gordon	Houston	12/7/16	8
Rodney Hood	Utah	3/28/16	8
Stephen Curry	Golden State	1/14/16	8
Rafer Alston	Houston	3/16/08	8
DeShawn Stevenson	Washington	3/30/08	8
Vladimir Radmanovic	Seattle	1/25/05	8
Gilbert Arenas	Washington	2/28/04	8
Stephen Jackson	San Antonio	11/20/02	8



* Denotes NBA Record



ALL-TIME LAKERS TRIPLE-DOUBLES

ALL-TIME LAKERS TRIPLE-DOUBLES (RECOGNIZED BY THE NBA SINCE 1979-80)

Kareem Abdul-Jabbar (3)

11/25/79	vs. KCK	25 Pts, 15 Reb, 11 Blk
1/18/80	vs. ATL	28 Pts, 15 Reb, 10 Blk
1/22/82	vs. DET	19 Pts, 10 Reb, 10 Blk

Steve Blake (1)

2/5/14	at CLE	11 Pts, 10 Reb, 15 Ast
--------	--------	------------------------

Kobe Bryant (21)

1/15/01	vs. VAN	26 Pts, 11 Reb, 11 Ast
2/16/01	at CHA	25 Pts, 10 Reb, 10 Ast
2/12/02	vs. WAS	23 Pts, 11 Reb, 15 Ast
11/1/02	at LAC	33 Pts, 15 Reb, 12 Ast
11/3/02	vs. POR	33 Pts, 14 Reb, 12 Ast
11/24/02	vs. MIL	15 Pts, 11 Reb, 11 Ast
12/30/02	vs. MEM	24 Pts, 10 Reb, 11 Ast
1/10/03	vs. CLE	21 Pts, 10 Reb, 11 Ast
2/28/04	at WAS	25 Pts, 14 Reb, 10 Ast
11/19/04	at PHX	29 Pts, 11 Reb, 10 Ast
12/3/04	vs. GSW	10 Pts, 12 Reb, 10 Ast
12/8/04	vs. PHX	20 Pts, 14 Reb, 11 Ast
12/17/04	vs. WAS	36 Pts, 10 Reb, 14 Ast
4/7/05	vs. HOU	19 Pts, 10 Reb, 10 Ast
1/16/09	vs. ORL	28 Pts, 13 Reb, 11 Ast
1/21/09	at LAC	18 Pts, 10 Reb, 12 Ast
1/13/10	at SAC	30 Pts, 10 Reb, 12 Ast
11/18/12	vs. HOU	22 Pts, 11 Reb, 11 Ast
4/2/13	vs. DAL	23 Pts, 11 Reb, 11 Ast
11/30/14	vs. TOR	31 Pts, 11 Reb, 12 Ast
12/30/14	at DEN	23 Pts, 11 Reb, 11 Ast

Vlade Divac (4)

2/15/94	vs. LAC	14 Pts, 16 Reb, 12 Ast
3/10/94	vs. DAL	22 Pts, 17 Reb, 12 Ast
1/8/95	vs. MIA	21 Pts, 11 Reb, 10 Ast
4/5/96	vs. VAN	10 Pts, 10 Reb, 13 Ast

Pau Gasol (5)

2/17/09	vs. ATL	12 Pts, 13 Reb, 10 Ast
11/7/10	vs. POR	20 Pts, 14 Reb, 10 Ast
4/18/12	at GSW	22 Pts, 11 Reb, 11 Ast
4/12/13	vs. GSW	26 Pts, 11 Reb, 10 Ast
4/17/13	vs. HOU	17 Pts, 20 Reb, 11 Ast

Earvin "Magic" Johnson (138)

10/28/79	vs. GSW	15 Pts, 10 Reb, 10 Ast
11/1/79	vs. CLE	24 Pts, 16 Reb, 12 Ast
11/16/79	at DEN	20 Pts, 11 Reb, 11 Ast
2/5/80	at NYK	19 Pts, 10 Reb, 11 Ast
2/8/80	at NJN	19 Pts, 13 Reb, 13 Ast
3/16/80	vs. PHX	21 Pts, 13 Reb, 13 Ast
3/30/80	at GSW	16 Pts, 12 Reb, 10 Ast
10/15/80	at KCK	20 Pts, 12 Reb, 14 Ast
10/26/80	vs. SAS	24 Pts, 13 Reb, 11 Ast
11/4/80	vs. POR	20 Pts, 10 Reb, 12 Ast
3/10/81	vs. SAS	21 Pts, 16 Reb, 10 Ast
3/28/81	at UTA	41 Pts, 12 Reb, 11 Ast
3/29/81	vs. DEN	33 Pts, 15 Reb, 17 Ast
10/30/81	vs. HOU	27 Pts, 14 Reb, 12 Ast
11/3/81	at POR	10 Pts, 12 Reb, 10 Ast
11/8/81	vs. DAL	24 Pts, 10 Reb, 15 Ast
11/20/81	vs. SAS	20 Pts, 10 Reb, 16 Ast
11/29/81	vs. HOU	12 Pts, 11 Reb, 11 Ast
12/4/81	at DEN	24 Pts, 10 Reb, 11 Ast
12/8/81	vs. WAS	22 Pts, 10 Reb, 10 Ast
12/11/81	vs. POR	23 Pts, 12 Reb, 10 Ast
1/19/82	at DEN	22 Pts, 16 Reb, 14 Ast
1/22/82	vs. DET	26 Pts, 16 Reb, 12 Ast

2/2/82	vs. GSW	17 Pts, 14 Reb, 10 Ast
2/16/82	vs. SEA	11 Pts, 10 Reb, 18 Ast
2/26/82	vs. PHI	18 Pts, 10 Reb, 10 Ast
3/14/82	vs. DAL	13 Pts, 11 Reb, 13 Ast
3/23/82	vs. DAL	11 Pts, 15 Reb, 14 Ast
4/6/82	at HOU	23 Pts, 11 Reb, 10 Ast
4/14/82	vs. UTA	20 Pts, 11 Reb, 10 Ast
4/18/82	at PHX	15 Pts, 15 Reb, 12 Ast
10/29/82	vs. GSW	22 Pts, 10 Reb, 10 Ast
11/3/82	at DEN	17 Pts, 15 Reb, 13 Ast
11/7/82	vs. POR	14 Pts, 10 Reb, 10 Ast
11/21/82	vs. DEN	10 Pts, 10 Reb, 12 Ast
12/10/82	at UTA	19 Pts, 12 Reb, 13 Ast
1/5/83	at PHI	23 Pts, 12 Reb, 20 Ast
1/15/83	at ATL	13 Pts, 17 Reb, 21 Ast
2/8/83	at SEA	26 Pts, 10 Reb, 11 Ast
2/23/83	vs. BOS	20 Pts, 13 Reb, 10 Ast
3/5/83	at DET	21 Pts, 10 Reb, 16 Ast
3/12/83	vs. CHI	18 Pts, 12 Reb, 14 Ast
3/22/83	vs. SEA	23 Pts, 15 Reb, 11 Ast
3/25/83	vs. SAS	22 Pts, 12 Reb, 11 Ast
3/31/83	at DEN	22 Pts, 16 Reb, 12 Ast
4/5/83	at POR	11 Pts, 16 Reb, 13 Ast
11/2/83	at SDC	12 Pts, 11 Reb, 13 Ast
11/8/83	at DEN	29 Pts, 12 Reb, 14 Ast
11/13/83	vs. UTA	30 Pts, 13 Reb, 16 Ast
1/6/84	vs. SAS	19 Pts, 10 Reb, 12 Ast
1/21/84	at SAS	12 Pts, 12 Reb, 12 Ast
2/1/84	at DEN	10 Pts, 10 Reb, 17 Ast
2/5/84	at SAS	18 Pts, 10 Reb, 16 Ast
2/10/84	at WAS	13 Pts, 10 Reb, 13 Ast
2/12/84	vs. ATL	23 Pts, 10 Reb, 15 Ast
2/17/84	vs. DEN	33 Pts, 13 Reb, 16 Ast
2/22/84	at SEA	22 Pts, 13 Reb, 11 Ast
3/21/84	at KCK	24 Pts, 12 Reb, 19 Ast
3/29/84	vs. HOU	14 Pts, 11 Reb, 10 Ast
10/30/84	vs. GSW	16 Pts, 12 Reb, 10 Ast
11/1/84	at SEA	10 Pts, 10 Reb, 10 Ast
11/28/84	at UTA	20 Pts, 10 Reb, 14 Ast
12/4/84	at CLE	28 Pts, 10 Reb, 14 Ast
12/18/84	at ATL	25 Pts, 14 Reb, 20 Ast
12/21/84	vs. PHX	25 Pts, 10 Reb, 12 Ast
12/28/84	at DEN	21 Pts, 11 Reb, 14 Ast
12/29/84	vs. LAC	15 Pts, 10 Reb, 16 Ast
2/21/85	at KCK	15 Pts, 10 Reb, 17 Ast
2/26/85	vs. HOU	15 Pts, 11 Reb, 18 Ast
3/24/85	vs. DET	25 Pts, 10 Reb, 19 Ast
11/8/85	vs. DEN	19 Pts, 10 Reb, 12 Ast
11/29/85	vs. SEA	14 Pts, 16 Reb, 17 Ast
3/16/86	vs. HOU	19 Pts, 12 Reb, 12 Ast
12/16/86	at CLE	25 Pts, 11 Reb, 14 Ast
4/5/87	vs. UTA	26 Pts, 10 Reb, 11 Ast
1/22/87	at IND	29 Pts, 10 Reb, 11 Ast
2/27/87	vs. GSW	21 Pts, 10 Reb, 15 Ast
3/18/87	vs. UTA	27 Pts, 11 Reb, 19 Ast
3/22/87	vs. SAC	33 Pts, 12 Reb, 19 Ast
3/31/87	vs. HOU	21 Pts, 10 Reb, 13 Ast
4/2/87	at SEA	34 Pts, 10 Reb, 13 Ast
4/3/87	at POR	35 Pts, 10 Reb, 11 Ast
4/5/87	at DEN	23 Pts, 11 Reb, 10 Ast
4/10/87	vs. SAS	18 Pts, 12 Reb, 13 Ast
11/8/87	vs. HOU	23 Pts, 10 Reb, 12 Ast
12/4/87	at MIL	22 Pts, 10 Reb, 12 Ast
12/8/87	at NJN	13 Pts, 13 Reb, 14 Ast
1/13/88	at LAC	27 Pts, 11 Reb, 13 Ast
1/21/88	at DEN	18 Pts, 10 Reb, 14 Ast
2/4/88	at LAC	18 Pts, 10 Reb, 11 Ast
2/19/88	at ATL	29 Pts, 11 Reb, 19 Ast
3/6/88	at DAL	14 Pts, 10 Reb, 16 Ast

3/7/88	at PHI	22 Pts, 11 Reb, 17 Ast
4/12/88	vs. POR	23 Pts, 11 Reb, 13 Ast
4/13/88	at DEN	14 Pts, 11 Reb, 10 Ast
4/17/88	at HOU	19 Pts, 10 Reb, 12 Ast
11/22/88	at NYK	25 Pts, 12 Reb, 13 Ast
11/28/88	at PHI	32 Pts, 11 Reb, 20 Ast
12/2/88	vs. UTA	17 Pts, 12 Reb, 15 Ast
12/7/88	vs. PHX	19 Pts, 12 Reb, 18 Ast
12/10/88	at IND	32 Pts, 11 Reb, 13 Ast
12/13/88	at CLE	31 Pts, 12 Reb, 13 Ast
12/28/88	vs. PHI	26 Pts, 10 Reb, 18 Ast
1/16/89	vs. HOU	17 Pts, 13 Reb, 18 Ast
1/24/89	vs. NYK	26 Pts, 11 Reb, 11 Ast
1/27/89	vs. CHI	12 Pts, 10 Reb, 10 Ast
1/31/89	at HOU	17 Pts, 11 Reb, 10 Ast
3/13/89	vs. HOU	19 Pts, 12 Reb, 11 Ast
3/17/89	vs. DAL	31 Pts, 12 Reb, 13 Ast
3/23/89	at SAC	25 Pts, 10 Reb, 14 Ast
3/26/89	vs. PHX	34 Pts, 10 Reb, 18 Ast
4/1/89	at DEN	20 Pts, 17 Reb, 15 Ast
4/18/89	vs. DEN	24 Pts, 17 Reb, 17 Ast
11/9/89	at GSW	19 Pts, 10 Reb, 10 Ast
11/19/89	vs. WAS	25 Pts, 10 Reb, 14 Ast
12/7/89	vs. PHX	18 Pts, 11 Reb, 12 Ast
12/19/89	at CHI	18 Pts, 12 Reb, 10 Ast
1/12/90	vs. HOU	31 Pts, 11 Reb, 11 Ast
2/6/90	at POR	24 Pts, 10 Reb, 15 Ast
2/21/90	at DEN	17 Pts, 11 Reb, 17 Ast
3/9/90	vs. GSW	33 Pts, 13 Reb, 16 Ast
3/30/90	vs. POR	25 Pts, 10 Reb, 14 Ast
4/13/90	vs. GSW	21 Pts, 10 Reb, 13 Ast
4/15/90	vs. HOU	25 Pts, 11 Reb, 11 Ast
11/11/90	vs. NYK	24 Pts, 15 Reb, 14 Ast
11/15/90	at HOU	24 Pts, 10 Reb, 16 Ast
11/19/90	at DEN	21 Pts, 10 Reb, 11 Ast
12/1/90	at PHX	25 Pts, 12 Reb, 15 Ast
12/4/90	vs. DET	21 Pts, 12 Reb, 14 Ast
12/30/90	vs. PHI	34 Pts, 13 Reb, 13 Ast
1/11/91	vs. CLE	27 Pts, 10 Reb, 14 Ast
2/19/91	at HOU	18 Pts, 10 Reb, 17 Ast
2/21/91	at DAL	21 Pts, 10 Reb, 12 Ast
3/12/91	at MIA	21 Pts, 11 Reb, 14 Ast
3/25/91	at SAC	19 Pts, 12 Reb, 14 Ast
3/29/91	vs. POR	23 Pts, 10 Reb, 12 Ast
4/2/91	at SAS	30 Pts, 12 Reb, 10 Ast
2/14/96	vs. ATL	15 Pts, 10 Reb, 13 Ast

Karl Malone (1)

11/28/03	vs. SAS	10 Pts, 11 Reb, 10 Ast
----------	---------	------------------------

Lamar Odom (4)

4/11/06	vs. GSW	15 Pts, 13 Reb, 10 Ast
4/14/06	vs. POR	16 Pts, 12 Reb, 12 Ast
4/3/07	vs. DEN	17 Pts, 14 Reb, 12 Ast
2/13/08	at MIN	10 Pts, 16 Reb, 10 Ast

Gary Payton (1)

3/2/04	vs. ATL	23 Pts, 10 Reb, 10 Ast
--------	---------	------------------------

Sam Perkins (1)

1/24/93	at WAS	16 Pts, 13 Reb, 10 Ast
---------	--------	------------------------

Julius Randle (4)

3/25/16	vs. DEN	13 Pts, 18 Reb, 10 Ast
11/15/16	vs. BKN	17 Pts, 14 Reb, 10 Ast
1/3/17	vs. MEM	19 Pts, 14 Reb, 11 Ast
3/7/17	at DAL	13 Pts, 18 Reb, 10 Ast



4-PT. PLAYS / SCORE MARGINS



LAKERS FOUR-POINT PLAYS (SINCE 1978-79 SEASON)

Player	Date	Opp.	Player	Date	Opp.	Player	Date	Opp.
Jordan Clarkson	3/24/17	vs. MIN	Nick Young	4/2/14	@ SAC	Kobe Bryant	4/6/06	@ DEN
Jordan Clarkson	3/13/17	@ DEN	Nick Young	3/25/14	vs. NYK	Sasha Vujacic	11/29/05	@ SAS
Nick Young	2/10/17	@ MIL	Nick Young	3/23/14	vs. ORL	Kobe Bryant	12/16/04	@ SAC
Nick Young	2/10/17	@ MIL	Ryan Kelly	3/6/14	vs. LAC	Derek Fisher	1/19/04	vs. PHX
Lou Williams	2/6/17	@ NYK	Ryan Kelly	1/31/14	vs. CHA	Kobe Bryant	4/24/03	vs. MIN ^A
Lou Williams	1/25/17	@ POR	Nick Young	12/25/13	vs. MIA	Kobe Bryant	3/20/03	@ SAC
Lou Williams	1/15/17	vs. DET	Nick Young	12/21/13	@ GSW	Kobe Bryant	5/24/02	vs. SAC ^A
Nick Young	12/22/16	@ MIA	Nick Young	12/20/13	vs. MIN	Derek Fisher	3/17/02	vs. DAL
Nick Young	11/27/16	vs. ATL	Xavier Henry	12/1/13	vs. POR	Derek Fisher	2/15/02	vs. ATL
Lou Williams	11/22/16	vs. OKC	Nick Young	11/13/13	@ DEN	Mitch Richmond	1/4/02	vs. PHX
Nick Young	11/18/16	vs. SAS	Kobe Bryant	3/5/13	@ OKC	Kobe Bryant	11/27/00	@ LAC
Nick Young	11/6/16	vs. PHX	Jodie Meeks	2/14/13	vs. LAC	Glen Rice	6/14/00	@ IND ^A
Lou Williams	11/1/16	@ IND	Kobe Bryant	12/7/12	@ OKC	Eddie Jones	11/19/97	vs. MIN
D'Angelo Russell	10/26/16	vs. HOU	Kobe Bryant	12/29/11	vs. NYK	Eddie Jones	11/13/97	@ SAS
Lou Williams	3/23/16	@ PHX	Lamar Odom	1/19/11	@ DAL	Derek Fisher	12/27/96	vs. BOS
Jordan Clarkson	2/22/16	@ MIL	Matt Barnes	11/19/10	@ MIN	Nick Van Exel	12/21/96	vs. MIN
Lou Williams	2/19/16	vs. SAS	Kobe Bryant	11/3/10	@ SAC	Anthony Peeler	11/19/95	vs. LAC
Kobe Bryant	2/10/16	@ CLE	Kobe Bryant	2/23/10	@ MEM	Cedric Ceballos	4/20/95	@ POR
Kobe Bryant	2/6/16	@ SAS	Kobe Bryant	1/8/10	@ POR			
D'Angelo Russell	1/23/16	@ POR	Sasha Vujacic	11/8/09	vs. NOH			
Jordan Clarkson	1/12/16	vs. NOP	Kobe Bryant	6/9/09	@ ORL ^A			
Kobe Bryant	12/22/15	@ DEN	Sasha Vujacic	1/4/09	vs. POR			
Kobe Bryant	12/15/15	vs. MIL	Derek Fisher	12/9/08	@ SAC			
Ryan Kelly	3/4/15	@ MIA	Sasha Vujacic	5/27/08	@ SAS ^A			
Wayne Ellington	1/27/15	vs. WAS	Sasha Vujacic	4/4/08	vs. DAL			
Nick Young	1/19/15	@ PHX	Kobe Bryant	4/2/08	vs. POR			
Nick Young	1/7/15	vs. LAC	Kobe Bryant	2/13/08	@ MIN			
Nick Young	12/21/14	@ SAC	Kobe Bryant	3/25/07	vs. GSW			
Nick Young	12/9/14	vs. SAC	Sasha Vujacic	3/25/07	vs. GSW			

LARGEST MARGIN OF VICTORY*

Date	Opponent	Score	Margin
3/19/72	vs. Golden State	162-99	63
11/12/66	vs. Detroit	144-88	56
1/11/11	vs. Cleveland	112-57	55
2/3/67	vs. San Francisco	129-80	49
11/23/88	at Miami	138-91	47
12/16/51	vs. Milwaukee	99-52	47
1/9/04	vs. Atlanta	113-67	46
2/4/00	vs. Utah	113-67	46
3/5/86	vs. Utah	130-84	46
11/13/79	at San Diego	137-91	46

LARGEST MARGIN OF DEFEAT*

Date	Opponent	Score	Margin
1/22/17	at Dallas	73-122	49
3/28/16	at Utah	75-123	48
3/6/14	vs. L.A. Clippers	94-142	48
1/9/95	at Portland	129-83	46
11/11/55	at Boston	75-119	44
11/23/16	at Golden State	106-149	43
2/14/59	at St. Louis	139-96	43
4/22/90	at Portland	130-88	42
12/19/15	at Oklahoma City	78-118	40



^A Playoffs; * Regular Season Only



WINNING / LOSING STREAKS

ALL-TIME LONGEST REGULAR SEASON WIN STREAKS

PROFESSIONAL SPORTS HISTORY



33

1971-72
LOS ANGELES LAKERS



LONGEST WIN STREAK (SINGLE SEASON)

33*, 1971-72	14, 1949-50	11, 1986-87	10, 1998-99
19, 1999-00	13, 1972-73	11, 1972-73	10, 1987-88
16, 1999-00	11, 2009-10	11, 1962-63	10, 1986-87
16, 1990-91	11, 2003-04	11, 1953-54	10, 1984-85
15, 1987-88	11, 1999-00	10, 2007-08	10, 1953-54
14, 1978-79	11, 1997-98	10, 2003-04	10, 1948-49

LONGEST HOME WIN STREAK (SINGLE SEASON)

27, 1949-50	17, 1988-89	15, 2002-03	14, 1990-91
21, 1976-77	17, 1984-85	15, 2001-02	14, 1952-53
18, 1979-80	17, 1971-72	15, 1986-87	
18, 1950-51	15, 2008-09	14, 1999-00^	

LONGEST HOME WIN STREAK (COMBINED SEASONS)

30, 1949-50 - 1950-51
27, 2002-03 - 2003-04
24, 1987-88 - 1988-89

LONGEST ROAD WIN STREAK (SINGLE SEASON)

16*, 1971-72	8, 1999-00	7, 1999-00	7, 1990-91
12, 1972-73	7, 2008-09	7, 1997-98	7, 1987-88^
10, 1999-00	7, 2007-08	7, 1995-96	7, 1961-62

LONGEST LOSING STREAK (SINGLE SEASON)

10, 2015-16	8, 1957-58	7, 1991-92
10, 1993-94	8, 1956-57	7, 1957-58^
9, 2014-15	7, 2015-16	
8, 2016-17^	7, 2014-15	
8, 2015-16	7, 2013-14	
8, 2004-05	7, 2006-07	

LONGEST HOME LOSING STREAK (SINGLE SEASON)

9, 2016-17	5, 2006-07	4, 1991-92
8, 2013-14	5, 2004-05	4, 1983-84
6, 2015-16	5, 1993-94^	4, 1969-70
6, 1992-93	4, 2015-16	4, 1957-58
5, 2014-15^	4, 1991-92	4, 1959-60

LONGEST ROAD LOSING STREAK (SINGLE SEASON)

13, 2015-16	9, 2004-05	8, 2012-13
12, 2016-17	9, 2003-04	8, 1988-89
11, 2014-15	9, 1960-61	8, 1974-75
10, 1963-64	9, 1956-57^	
10, 1957-58	8, 2015-16	



26

1916
NEW YORK GIANTS



17

1992-93
PITTSBURGH PENGUINS



23

2008-09
INDIANAPOLIS COLTS



LAKERS OWN PROFESSIONAL SPORTS ALL-TIME WINNING STREAK

The 1971-72 Los Angeles Lakers, who posted the third-best regular season record in NBA history (69-13), won a still-standing professional sports record 33 consecutive games from November 5, 1971 through January 7, 1972. The following is a game-by-game list of each victory:

Nov. 5 vs. Baltimore	110-106	Nov. 25 at Seattle	139-115	Dec. 18 at Phoenix	132-106
Nov. 6 at Golden State	105-89	Nov. 26 vs. Detroit	132-113	Dec. 19 vs. Philadelphia	154-132
Nov. 7 vs. New York	103-96	Nov. 28 vs. Seattle	138-121	Dec. 21 at Buffalo	117-103
Nov. 9 at Chicago	122-109	Dec. 1 at Boston	124-111	Dec. 22 at Baltimore	127-120
Nov. 10 at Philadelphia	143-103	Dec. 3 at Philadelphia	131-116	Dec. 26 vs. Houston	137-115
Nov. 12 vs. Seattle	115-107	Dec. 5 vs. Portland	123-107	Dec. 28 vs. Buffalo	105-87
Nov. 13 at Portland	130-108	Dec. 8 at Houston	125-120	Dec. 30 at Seattle	122-106
Nov. 14 vs. Boston	128-115	Dec. 9 at Golden State	124-111	Jan. 2 vs. Boston	122-113
Nov. 16 vs. Cleveland	108-90	Dec. 10 vs. Phoenix	126-117	Jan. 5 at Cleveland	113-103
Nov. 19 vs. Houston	106-99	Dec. 12 vs. Atlanta	105-95	Jan. 7 at Atlanta	134-90
Nov. 21 vs. Milwaukee	112-105	Dec. 14 at Portland	129-114	Jan. 9 at Milwaukee	104-120 (L)
		Dec. 17 vs. Golden State	129-99		



SEASON-BY-SEASON LEADERS / LAKERS NBA TEAM LEADERS



FREE THROW % (CONTINUED)

		FT	FTA	PCT
2007-08	Fisher	166	188	.883
2008-09	Bryant	483	564	.856
2009-10	Bryant	439	541	.811
2010-11	Bryant	483	583	.828
2011-12	Bryant	381	451	.845
2012-13	Bryant	525	626	.839
2013-14	Meeks	221	258	.857
2014-15	Young	132	148	.892
2015-16	Bass	125	148	.845
2016-17	Williams	304	344	.884

(Annual NBA league leader minimums apply)

MINUTES PLAYED

		MIN	AVG
1951-52	Mikan	2572	40.2
1952-53	Mikan	2651	37.9
1953-54	Pollard	2483	35.0
1954-55	Martin	2784	38.7
1955-56	Martin	2838	39.4
1956-57	Lovelllette	2492	36.1
1957-58	Mikkelsen	2390	33.2
1958-59	Baylor	2855	40.8
1959-60	Baylor	2873	41.0
1960-61	Baylor	3133	42.9
1961-62	West	3087	41.2
1962-63	Baylor	3370	42.1
1963-64	Baylor	3164	40.6
1964-65	West	3066	41.4
1965-66	West	3218	40.7
1966-67	Imhoff	2725	33.6
1967-68	Clark	3039	37.5
1968-69	Chamberlain	3669	45.3
1969-70	West	3106	42.0
1970-71	Chamberlain	3630	44.3
1971-72	Chamberlain	3469	42.3
1972-73	Chamberlain	3542	43.2
1973-74	Goodrich	3061	37.3
1974-75	Goodrich	2668	37.1
1975-76	Abdul-Jabbar	3379*	41.2
1976-77	Abdul-Jabbar	3016	36.8
1977-78	Nixon	2779	34.3
1978-79	Abdul-Jabbar	3157	39.5
1979-80	Nixon	3226*	39.4
1980-81	Wilkes	3028	37.4
1981-82	Nixon	3024	36.9
1982-83	Johnson	2907	36.8
1983-84	Abdul-Jabbar	2622	32.8
1984-85	Johnson	2781	36.1
1985-86	Abdul-Jabbar	2629	33.3
1986-87	Johnson	2904	36.3
1987-88	Scott	3048	37.6
1988-89	Worthy	2960	36.5
1989-90	Worthy	2960	37.0
1990-91	Worthy	3008	38.6
1991-92	Threatt	3070	37.4
1992-93	Threatt	2893	35.3
1993-94	Van Exel	2700	33.3
1994-95	Van Exel	2944	36.8
1995-96	Campbell	2699	32.9
1996-97	Jones	2998	37.5
1997-98	Jones	2910	36.4
1998-99	Bryant	1896	37.9
1999-00	O'Neal	3163	40.0
2000-01	O'Neal	2924	39.5
2001-02	Bryant	3063	38.3
2002-03	Bryant	3401	41.5
2003-04	Payton	2825	34.5
2004-05	Atkins	2903	35.4
2005-06	Bryant	3277	41.0
2006-07	Bryant	3140	40.8
2007-08	Bryant	3192	38.9
2008-09	Gasol	2999	37.0
2009-10	Bryant	2835	38.8
2010-11	Gasol	3037	37.0
2011-12	Gasol	2430	37.4
2012-13	Bryant	3013	38.6
2013-14	Meeks	2556	33.2

MINUTES PLAYED (CONTINUED)

		MIN	AVG
2014-15	Johnson	2245	29.5
2015-16	Clarkson	2552	32.3
2016-17	Clarkson	2397	29.2

(Based on total minutes)

3-POINT FIELD GOAL %

		3FG	3FGA	PCT
1979-80	Cooper	5	20	.250
1980-81	Holland	1	3	.333
1981-82	Nixon	3	12	.250
1982-83	Worthy	1	4	.250
1983-84	Cooper	38	121	.314
1984-85	Scott	26	60	.433
1985-86	Cooper	63	163	.387
1986-87	Scott	65	149	.436
1987-88	Scott	62	179	.346
1988-89	Scott	77	193	.399
1989-90	Scott	93	220	.423
1990-91	Scott	71	219	.324
1991-92	Scott	54	157	.344
1992-93	Peeler	46	118	.390
1993-94	Van Exel	123	364	.338
1994-95	Peeler	84	216	.389
1995-96	Peeler	105	254	.413
1996-97	Jones	152	389	.391
1997-98	Van Exel	123	316	.389
1998-99	Rice	53	135	.393
1999-00	Rice	84	229	.367
2000-01	Penberthy	55	139	.396
2001-02	Fisher	144	349	.413
2002-03	Fisher	85	212	.401
2003-04	George	65	186	.349
2004-05	Cook	78	199	.392
2005-06	Odom	80	215	.372
2006-07	Vujacic	60	161	.373
2007-08	Vujacic	118	270	.437
2008-09	Radmanovic	60	136	.441
2009-10	Farmar	86	229	.376
2010-11	Fisher	63	159	.396
2011-12	Blake	53	158	.335
2012-13	Nash	57	130	.438
2013-14	Meeks	162	404	.401
2014-15	Ellington	90	243	.370
2015-16	Russell	130	370	.351
2016-17	Young	170	421	.404

(Annual NBA league leader minimums apply; *minimum not met team-wide)

TEAM SCORING

1997-98	105.5
1985-86	117.3
1971-72	121.0
1965-66	119.5
1948-49	84.0

TEAM REBOUNDING

2008-09	43.9
1999-00	47.0
1972-73	55.6
1971-72	56.4

TEAM ASSISTS

1979-80	29.4
1971-72	27.2
1965-66	24.2

TEAM BLOCKED SHOTS

1996-97	7.01
1975-76	6.44
1973-74	7.96

TEAM STEALS

Have never led NBA

TEAM FIELD GOAL %

1998-99	.468
1988-89	.502
1985-86	.522
1984-85	.545
1983-84	.532
1982-83	.528
1979-80	.529
1978-79	.517
1977-78	.487
1968-69	.467
1967-68	.477

TEAM FREE THROW %

1965-66	.773
1964-65	.763
1963-64	.766
1955-56	.786
1953-54	.731

FEWEST TURNOVERS

Have never led NBA

LAKERS RANKED IN NBA TOP 10 BY SEASON



SCORING				REBOUNDS				ASSISTS			
	RANK	YEAR	AVG.		RANK	YEAR	AVG.		RANK	YEAR	AVG.
G. Mikan	1st	1948-49	28.3	G. Mikan	2nd	1950-51	14.1	G. Mikan	8th	1948-49	3.6
J. Pollard	10th	1948-49	14.8	V. Mikkelsen	6th	1950-51	10.2	J. Pollard	8th	1949-50	3.8
G. Mikan	1st	1949-50	27.4	G. Mikan	1st	1951-52	13.5	S. Martin	10th	1951-52	3.8
J. Pollard	10th	1949-50	14.7	V. Mikkelsen	9th	1951-52	10.3	S. Martin	5th	1954-55	5.9
G. Mikan	1st	1950-51	28.4	G. Mikan	1st	1952-53	14.4	S. Martin	3rd	1955-56	6.2
G. Mikan	2nd	1951-52	23.8	G. Mikan	2nd	1953-54	14.3	E. Baylor	9th	1958-59	4.1
J. Pollard	10th	1951-52	15.5	C. Lovellette	5th	1954-55	11.5	R. Hundley	8th	1959-60	4.6
G. Mikan	2nd	1952-53	20.6	V. Mikkelsen	9th	1954-55	10.0	E. Baylor	8th	1960-61	5.1
V. Mikkelsen	9th	1952-53	15.0	C. Lovellette	3rd	1955-56	14.0	R. Hundley	10th	1960-61	4.4
G. Mikan	4th	1953-54	18.1	C. Lovellette	5th	1956-57	13.5	J. West	6th	1961-62	5.4
C. Lovellette	7th	1954-55	18.7	W. Dukes	8th	1956-57	11.2	F. Selvy	7th	1961-62	4.8
V. Mikkelsen	7th	1954-55	18.7	L. Foust	7th	1957-58	12.2	E. Baylor	6th	1962-63	4.8
C. Lovellette	4th	1955-56	21.5	V. Mikkelsen	10th	1957-58	11.2	J. West	3rd	1963-64	5.6
C. Lovellette	7th	1956-57	20.8	E. Baylor	3rd	1958-59	15.0	J. West	6th	1964-65	4.9
D. Garmaker	10th	1956-57	16.3	E. Baylor	4th	1959-60	16.4	E. Baylor	8th	1964-65	3.8
E. Baylor	4th	1958-59	24.9	E. Baylor	4th	1960-61	19.8	J. West	5th	1965-66	6.1
E. Baylor	3rd	1959-60	29.6	E. Baylor	5th	1961-62	18.6	W. Hazzard	8th	1965-66	4.9
E. Baylor	2nd	1960-61	34.8	E. Baylor	5th	1962-63	14.3	J. West	4th	1966-67	6.8
E. Baylor	2nd	1961-62	38.3	E. Baylor	9th	1964-65	12.8	J. West	4th	1969-70	7.5
J. West	5th	1961-62	30.8	D. Imhoff	8th	1866-67	13.3	J. West	1st	1971-72	9.7
E. Baylor	2nd	1962-63	34.0	W. Chamberlain	1st	1968-69	21.1	G. Goodrich	9th	1974-75	5.8
J. West	6th	1962-63	27.1	W. Chamberlain	1st	1970-71	18.2	G. Goodrich	9th	1975-76	5.6
J. West	3rd	1963-64	28.7	W. Chamberlain	1st	1971-72	19.2	N. Nixon	4th	1977-78	6.8
E. Baylor	6th	1963-64	25.4	W. Chamberlain	1st	1972-73	18.6	N. Nixon	3rd	1978-79	9.0
J. West	2nd	1964-65	31.0	H. Hairston	5th	1973-74	13.5	N. Nixon	4th	1979-80	7.8
E. Baylor	4th	1964-65	27.1	H. Hairston	6th	1974-75	12.8	E. Johnson	7th	1979-80	7.3
J. West	2nd	1965-66	31.3	K. Abdul-Jabbar	1st	1975-76	16.9	N. Nixon	2nd	1980-81	8.8
J. West	3rd	1966-67	28.7	K. Abdul-Jabbar	2nd	1976-77	13.3	E. Johnson	2nd	1981-82	9.5
E. Baylor	4th	1966-67	26.6	K. Abdul-Jabbar	7th	1977-78	12.9	E. Johnson	1st	1982-83	10.5
E. Baylor	3rd	1967-68	26.0	K. Abdul-Jabbar	2nd	1978-79	12.8	E. Johnson	1st	1983-84	13.1
E. Baylor	3rd	1968-69	24.8	K. Abdul-Jabbar	8th	1979-80	10.8	E. Johnson	2nd	1984-85	12.6
J. West	1st	1969-70	31.2	K. Abdul-Jabbar	6th	1980-81	10.3	E. Johnson	1st	1985-86	12.6
G. Goodrich	5th	1971-72	25.9	S. O'Neal	8th	1998-99	10.7	E. Johnson	1st	1986-87	12.2
J. West	6th	1971-72	25.8	S. O'Neal	2nd	1999-00	13.6	E. Johnson	2nd	1987-88	11.9
G. Goodrich	8th	1972-73	23.9	S. O'Neal	3rd	2000-01	12.7	E. Johnson	2nd	1988-89	12.8
G. Goodrich	4th	1973-74	25.3	N. Odum	7th	2007-08	10.6	E. Johnson	2nd	1989-90	11.5
G. Goodrich	8th	1974-75	22.6	P. Gasol	8th	2008-09	9.6	E. Johnson	2nd	1990-91	12.5
K. Abdul-Jabbar	2nd	1975-76	27.7	P. Gasol	6th	2010-11	10.2	N. Van Exel	6th	1994-95	8.3
K. Abdul-Jabbar	3rd	1976-77	26.2	A. Bynum	3rd	2011-12	11.8	N. Van Exel	8th	1996-97	8.5
K. Abdul-Jabbar	4th	1977-78	25.8	P. Gasol	7th	2011-12	10.4				
K. Abdul-Jabbar	8th	1978-79	23.8	D. Howard	1st	2012-13	12.4				
K. Abdul-Jabbar	6th	1979-80	24.8	J. Randle	10th	2015-16	10.2				
K. Abdul-Jabbar	6th	1981-82	23.9								
K. Abdul-Jabbar	10th	1985-86	23.4								
E. Johnson	10th	1986-87	23.9								
S. O'Neal	2nd	1997-98	28.3								
S. O'Neal	2nd	1998-99	26.3								
S. O'Neal	1st	1999-00	29.7								
S. O'Neal	3rd	2000-01	28.7								
K. Bryant	4th	2000-01	28.5								
S. O'Neal	2nd	2001-02	27.2								
K. Bryant	6th	2001-02	25.2								
K. Bryant	2nd	2002-03	30.0								
S. O'Neal	4th	2002-03	27.5								
K. Bryant	4th	2003-04	24.0								
K. Bryant	2nd	2004-05	27.6								
K. Bryant	1st	2005-06	35.4								
K. Bryant	1st	2006-07	31.6								
K. Bryant	2nd	2007-08	28.3								
K. Bryant	3rd	2008-09	26.8								
K. Bryant	4th	2009-10	27.0								
K. Bryant	5th	2010-11	25.3								
K. Bryant	2nd	2011-12	27.9								
K. Bryant	3rd	2012-13	27.3								

BLOCKS				STEALS			
	RANK	YEAR	AVG.		RANK	YEAR	AVG.
E. Smith	2nd	1974-75	2.92	L. Allen	8th	1974-75	2.06
K. Abdul-Jabbar	1st	1975-76	4.12	N. Nixon	2nd	1978-79	2.45
K. Abdul-Jabbar	2nd	1976-77	3.18	E. Johnson	5th	1979-80	2.43
K. Abdul-Jabbar	2nd	1977-78	2.98	E. Johnson	1st	1980-81	3.43
K. Abdul-Jabbar	1st	1978-79	3.95	E. Johnson	1st	1981-82	2.67
K. Abdul-Jabbar	1st	1979-80	3.41	E. Johnson	8th	1982-83	2.23
K. Abdul-Jabbar	3rd	1980-81	2.85	E. Johnson	5th	1983-84	2.24
K. Abdul-Jabbar	3rd	1981-82	2.72	S. Threatt	9th	1991-92	2.05
K. Abdul-Jabbar	9th	1982-83	2.15	E. Jones	6th	1994-95	2.05
K. Abdul-Jabbar	9th	1983-84	1.79	E. Jones	8th	1995-96	1.84
K. Abdul-Jabbar	10th	1984-85	2.05	E. Jones	4th	1996-97	2.36
V. Divac	7th	1995-96	2.18	E. Jones	6th	1997-98	2.00
E. Campbell	6th	1995-96	2.59	K. Bryant	6th	2002-03	2.21
S. O'Neal	3rd	1996-97	2.88	K. Bryant	10th	2005-06	1.84
S. O'Neal	8th	1997-98	2.40	K. Bryant	9th	2007-08	1.84
S. O'Neal	3rd	1999-00	3.03	T. Ariza	9th	2008-09	1.67
S. O'Neal	4th	2000-01	2.76				
S. O'Neal	10th	2001-02	2.04				
S. O'Neal	6th	2002-03	2.37				
S. O'Neal	6th	2003-04	2.48				
P. Gasol	8th	2009-10	1.74				
A. Bynum	6th	2010-11	1.96				
A. Bynum	6th	2011-12	1.93				
D. Howard	5th	2012-13	2.45				





HOME ATTENDANCE RECORDS (LOS ANGELES ERA ONLY)

REGULAR SEASON				PLAYOFFS			TOTALS		
Season	G	Attendance	Average	G	Attendance	Average	G	Attendance	Average
1960-61	30	151344	5,045	6	36,280	6,047	36	187,624	5,211
1961-62	31	190,321	6,139	6	66,761	11,127	37	257,082	6,948
1962-63	34	285,462	8,396	7	97,783	13,969	41	383,245	9,347
1963-64	36	322,331	8,954	2	25,590	12,795	38	347,921	9,156
1964-65	38	392,004	10,316	5	70,246	14,049	43	462,250	10,750
1965-66	39	426,467	10,935	7	101,323	14,475	46	527,790	11,474
1966-67	39	435,008	11,154	1	11,597	11,597	40	447,265	11,182
1967-68	41	421,326	10,276	8	100,757	12,595	49	522,083	10,665
1968-69	41	483,262	11,787	10	169,958	16,996	51	644,220	12,632
1969-70	41	536,513	13,086	9	154,562	17,174	50	691,165	13,823
1970-71	41	566,108	13,808	6	90,474	15,079	47	656,582	13,970
1971-72	41	668,340	16,301	8	140,040	17,505	49	808,380	16,498
1972-73	41	664,872	16,216	10	173,697	17,370	51	838,569	16,443
1973-74	41	603,145	14,711	2	35,010	17,505	43	638,155	14,841
1974-75	41	474,287	11,567	-	-	-	41	474,287	11,567
1975-76	41	524,976	12,804	-	-	-	41	524,976	12,804
1976-77	41	501,434	12,230	6	100,783	16,797	47	602,217	12,813
1977-78	41	534,017	13,025	1	15,051	15,051	42	549,068	13,073
1978-79	41	482,611	11,771	3	47,411	15,803	44	530,022	12,046
1979-80	41	582,882	14,217	9	149,865	16,652	50	732,747	14,655
1980-81	41	538,537	13,135	3	46,451	15,483	44	584,988	13,295
1981-82	41	605,367	14,765	7	113,173	16,167	48	718,540	14,969
1982-83	41	648,244	15,810	8	131,952	16,494	49	780,196	15,922
1983-84	41	622,398	15,180	11	172,124	15,648	52	794,552	15,279
1984-85	41	613,826	14,971	11	183,361	16,669	52	797,187	15,331
1985-86	41	689,905	16,826	8	140,040	17,505	49	829,945	16,938
1986-87	41	681,707	16,627	10	174,842	17,484	51	856,549	16,795
1987-88	41	714,477	17,426	14	245,070	17,505	55	959,547	17,446
1988-89	41	717,349	17,496	8	140,040	17,505	49	857,389	17,498
1989-90	41	712,498	17,378	5	87,525	17,505	46	800,023	17,392
1990-91	41	697,185	17,005	11	192,555	17,505	52	889,740	17,110
1991-92	41	699,240	17,055	1	16,690	16,690	42	715,930	17,046
1992-93	41	633,655	15,455	2	35,010	17,505	43	668,665	15,550
1993-94	41	545,915	13,315	-	-	-	41	545,915	13,315
1994-95	41	591,125	14,418	5	87,525	17,505	46	678,650	14,753
1995-96	41	649,634	15,845	2	35,010	17,505	43	684,644	15,922
1996-97	41	697,132	17,003	4	70,020	17,505	45	767,152	17,048
1997-98	41	691,994	16,878	6	105,030	17,505	47	797,024	16,958
1998-99	25	430,007	17,200	4	70,020	17,505	29	500,027	17,242
1999-00	41	771,410	18,815	13	246,961	18,997	54	1,018,371	18,859
2000-01	41	776,336	18,935	8	151,976	18,997	49	928,312	18,845
2001-02	41	778,877	18,997	10	189,970	18,997	51	968,847	18,997
2002-03	41	777,888	18,973	6	113,982	18,997	47	891,870	18,976
2003-04	41	777,757	18,970	11	208,967	18,997	52	986,724	18,975
2004-05	41	770,494	18,793	-	-	-	41	770,494	18,793
2005-06	41	774,189	18,883	3	56,991	18,997	44	831,180	18,890
2006-07	41	778,415	18,986	2	37,994	18,997	43	816,409	18,986
2007-08	41	778,877	18,997	11	208,967	18,997	52	987,844	18,997
2008-09	41	778,877	18,997	12	227,964	18,997	53	1,006,841	18,997
2009-10	41	778,877	18,997	12	227,964	18,997	53	1,006,841	18,997
2010-11	41	778,877	18,997	5	94,985	18,997	46	873,862	18,997
2011-12	33	626,901	18,997	6	113,982	18,997	39	740,883	18,997
2012-13	41	778,877	18,997	2	37,994	18,997	43	816,871	18,997
2013-14	41	771,974	18,829	-	-	-	41	771,974	18,829
2014-15	41	768,244	18,738	-	-	-	41	768,244	18,738
2015-16	41	778,877	18,997	-	-	-	41	778,877	18,997
2016-17	41	776,917	18,949	-	-	-	41	776,917	18,949
TOTALS	2,273	35,249,569	15,508	327	5,543,323	16,952	2,600	40,793,754	15,690



ALL-TIME OVERTIME RECORD (LOS ANGELES ONLY)



1960-61 (1-1)

W	Nov. 25	@	Detroit	141-128	
L	Mar. 7		St. Louis	136-137	(2 OT)

1961-62 (7-0)

W	Dec. 6	vs.	Syracuse	123-121	
W	Dec. 8	@	Philadelphia	151-147	(3 OT)
W	Dec. 13	vs.	St. Louis	137-136	
W	Jan. 21	@	Chicago	112-111	
W	Jan. 31	@	Detroit	123-122	
W	Feb. 5	@	Cincinnati	134-128	
W	Feb. 23	@	Chicago	124-117	

1962-63 (3-2)

L	Nov. 11	vs.	Chicago	105-109	
W	Dec. 8	@	Cincinnati	131-128	
W	Jan. 6	@	Cincinnati	120-119	
L	Feb. 16	vs.	San Francisco	118-122	(2 OT)
W	Mar. 16	vs.	San Francisco	111-105	

1963-64 (1-2)

W	Jan. 4	vs.	Boston	125-118	
L	Feb. 12	vs.	Boston	97-104	
L	Feb. 29	@	St. Louis	114-115	

1964-65 (4-0)

W	Nov. 12	@	New York	132-123	
W	Dec. 16	@	Detroit	126-120	
W	Jan. 29	vs.	Cincinnati	137-133	(2 OT)
W	Mar. 11	vs.	Baltimore	121-116	

1965-66 (1-1)

W	Feb. 9	@	Baltimore	123-116	
L	Mar. 8	@	New York	132-133	

1966-67 (2-3)

L	Nov. 10	vs.	Detroit	132-133	
W	Dec. 7	vs.	St. Louis	130-128	
L	Jan. 18	vs.	St. Louis	121-123	
L	Jan. 22	@	Boston	120-121	
W	Feb. 25	@	St. Louis	134-133	

1967-68 (3-2)

W	Dec. 5	@	Philadelphia	128-122	
L	Jan. 6	@	Baltimore	127-130	
W	Feb. 13	@	Baltimore	119-116	
L	Feb. 17	vs.	Philadelphia	134-135	(2 OT)
W	Mar. 9	@	San Francisco	137-132	

1968-69 (5-2)

W	Nov. 5	@	Chicago	112-109	
W	Feb. 1	@	San Francisco	106-101	
W	Dec. 30	@	San Diego	131-126	
L	Feb. 2	vs.	San Francisco	117-122	(3 OT)
W	Feb. 25	vs.	Seattle	114-111	
W	Mar. 7	vs.	Boston	105-99	
L	Mar. 19	@	Cincinnati	128-136	

1969-70 (2-3)

W	Oct. 21	@	Baltimore	142-137	
L	Nov. 30	vs.	Chicago	114-116	
L	Jan. 10	@	Chicago	112-116	
W	Jan. 24	@	Seattle	122-121	
L	Feb. 7	@	Phoenix	117-121	

1970-71 (0-3)

L	Oct. 17	@	Baltimore	116-118	
L	Dec. 15	@	Buffalo	111-113	
L	Jan. 2	@	San Diego	108-109	

1971-72 (2-1)

W	Dec. 10	vs.	Phoenix	126-117	
L	Feb. 22	vs.	Detroit	134-135	
W	Feb. 27	vs.	Chicago	123-118	

1972-73 (1-2)

L	Dec. 1	vs.	Atlanta	109-114	
W	Dec. 12	@	Chicago	106-105	
L	Feb. 7	@	Boston	112-113	

1973-74 (0-3)

L	Dec. 11	@	Cleveland	100-101	
L	Jan. 22	vs.	Cleveland	110-111	
L	Feb. 5	@	Houston	112-116	

1974-75 (4-1)

W	Dec. 1	vs.	Phoenix	111-105	
W	Jan. 5	vs.	Washington	112-109	
W	Feb. 5	@	Philadelphia	113-110	(2 OT)
L	Feb. 26	vs.	Portland	116-117	(2 OT)
W	Mar. 21	vs.	Seattle	112-109	

1975-76 (1-0)

W	Nov. 2	vs.	Atlanta	116-113	
---	--------	-----	---------	---------	--

1976-77 (3-2)

L	Oct. 26	vs.	Kansas City	115-117	
L	Nov. 9	@	Buffalo	116-121	
W	Dec. 18	@	Portland	115-111	
W	Jan. 11	@	Cleveland	101-99	
W	Apr. 3	vs.	Detroit	115-107	

1977-78 (2-3)

L	Nov. 15	vs.	Cleveland	95-102	
W	Dec. 11	vs.	Buffalo	124-119	
L	Feb. 1	@	Boston	100-103	
W	Feb. 3	@	New Jersey	105-99	
L	Feb. 22	@	Kansas City	122-127	

1978-79 (1-3)

L	Jan. 6	@	Houston	112-115	
L	Jan. 19	vs.	Houston	121-122	
W	Feb. 6	vs.	San Antonio	119-111	
L	Apr. 4	@	Kansas City	111-115	

1979-80 (3-2)

W	Nov. 9	vs.	Denver	126-122	
W	Nov. 16	@	Denver	135-128	
L	Jan. 29	@	Cleveland	152-154	(4 OT)
W	Feb. 8	@	New Jersey	125-120	
L	Feb. 29	vs.	Milwaukee	117-126	

1980-81 (2-2)

W	Oct. 15	@	Kansas City	112-107	
W	Nov. 29	@	Denver	124-123	(2 OT)
L	Mar. 28	@	Utah	110-112	
L	Mar. 29	vs.	Denver	146-148	





ALL-TIME OVERTIME RECORD (LOS ANGELES ONLY)

1981-82 (2-2)

L	Oct. 30	vs.	Houston	112-113	(2 OT)
W	Nov. 15	vs.	Indiana	124-123	(2 OT)
W	Feb. 26	vs.	Philadelphia	116-114	(2 OT)
L	Mar. 4	@	New York	119-129	

1982-83 (1-1)

W	Nov. 3	@	Denver	135-134	
L	Jan. 5	@	Philadelphia	120-122	(2 OT)

1983-84 (2-1)

L	Nov. 22	vs.	Utah	126-130	
W	Jan. 10	@	Houston	136-132	
W	Mar. 9	@	Dallas	121-120	(2 OT)

1984-85 (1-2)

L	Dec. 11	@	Seattle	122-124	
L	Mar. 26	@	Portland	113-116	
W	Apr. 7	vs.	Portland	135-133	

1985-86 (4-0)

W	Oct. 26	@	San Antonio	121-116	(2 OT)
W	Dec. 4	@	Utah	131-127	
W	Feb. 23	@	Philadelphia	117-111	
W	Mar. 8	vs.	Sacramento	122-121	(2 OT)

1986-87 (2-0)

W	Dec. 23	@	Sacramento	127-117	
W	Feb. 22	@	Philadelphia	112-110	

1987-88 (2-3)

L	Nov. 22	vs.	Milwaukee	116-124	
W	Dec. 1	@	Sacramento	125-120	
L	Dec. 9	@	Washington	112-120	
L	Jan. 13	@	LA Clippers	109-110	
W	Feb. 19	@	Atlanta	126-119	

1988-89 (2-2)

W	Nov. 15	@	Denver	148-146	(2 OT)
W	Dec. 4	vs.	Washington	119-112	
L	Dec. 14	@	New Jersey	113-119	
L	Apr. 1	@	Denver	108-114	

1989-90 (3-3)

L	Dec. 1	vs.	Detroit	97-108	
W	Dec. 20	@	Minnesota	106-97	
L	Jan. 9	@	Phoenix	118-121	
W	Feb. 6	@	Portland	121-119	
L	Feb. 14	vs.	Portland	128-132	(2 OT)
W	Feb. 20	@	San Antonio	115-114	

1990-91 (3-3)

L	Nov. 6	vs.	Portland	123-125	
W	Nov. 15	@	Houston	108-103	
L	Dec. 12	vs.	Dallas	97-112	
W	Jan. 25	@	New Jersey	108-103	
W	Feb. 24	@	Detroit	102-96	
L	Mar. 29	vs.	Portland	105-109	

1991-92 (2-3)

L	Nov. 1	@	Houston	121-126	(2 OT)
W	Nov. 2	@	Dallas	114-113	
L	Nov. 5	vs.	LA Clippers	109-114	
L	Mar. 13	@	Cleveland	107-109	
W	Apr. 19	vs.	LA Clippers	109-108	

1992-93 (5-1)

W	Nov. 6	@	LA Clippers	114-112	
W	Nov. 20	vs.	Chicago	120-118	
W	Jan. 24	@	Washington	112-110	
W	Mar. 5	vs.	Philadelphia	101-97	
W	Feb. 8	vs.	Dallas	108-100	
L	Apr. 8	@	Golden State	116-122	

1993-94 (2-0)

W	Nov. 16	vs.	LA Clippers	116-114	(2 OT)
W	Apr. 6	vs.	Sacramento	128-123	

1994-95 (5-2)

L	Nov. 11	vs.	Denver	117-124	
W	Nov. 29	@	New Jersey	129-120	(2 OT)
L	Jan. 21	@	Philadelphia	113-117	
W	Jan. 25	vs.	New Jersey	120-116	
W	Jan. 28	@	Seattle	128-121	
W	Feb. 24	vs.	Charlotte	95-93	
W	Mar. 3	vs.	Sacramento	109-104	(2 OT)

1995-96 (0-0)

No Overtime Games

1996-97 (4-3)

W	Nov. 12	@	Houston	126-115	(2 OT)
W	Dec. 13	vs.	Portland	120-119	
L	Dec. 17	@	Chicago	123-129	
L	Jan. 18	vs.	Detroit	97-100	(2 OT)
L	Feb. 23	vs.	New York	121-127	(2 OT)
W	Mar. 16	vs.	Toronto	98-90	
W	Mar. 27	@	Vancouver	102-98	

1997-98 (4-1)

W	Nov. 13	@	San Antonio	109-100	
W	Nov. 14	@	Houston	113-103	(2 OT)
W	Dec. 26	vs.	LA Clippers	118-114	
L	Feb. 13	vs.	Seattle	108-113	
W	Apr. 5	@	Detroit	105-103	

1998-99 (1-1)

L	Feb. 22	@	Denver	113-117	
W	Apr. 20	@	Golden State	106-102	

1999-00 (2-2)

L	Jan. 24	@	Utah	101-105	(2 OT)
W	Feb. 18	@	Orlando	107-99	
W	Apr. 10	vs.	Seattle	106-103	
L	Apr. 19	@	San Antonio	98-103	

2000-01 (6-3)

W	Nov. 16	@	Sacramento	112-110	
L	Dec. 6	@	Golden State	122-125	
W	Dec. 17	@	Toronto	104-101	
W	Dec. 30	@	LA Clippers	116-114	
W	Jan. 15	vs.	Vancouver	113-112	
W	Feb. 13	@	New Jersey	113-110	
L	Mar. 9	vs.	San Antonio	89-93	
L	Mar. 11	vs.	Seattle	97-109	
W	Mar. 15	@	Washington	125-119	

2001-02 (1-2)

W	Nov. 15	@	Houston	98-97	
L	Jan. 12	@	Chicago	104-106	
L	Apr. 14	@	Portland	120-128	(2 OT)



ALL-TIME OVERTIME RECORD (LOS ANGELES ONLY)



2002-03 (6-3)

W	Nov. 3	vs.	Portland	98-95	
L	Nov. 7	@	Boston	95-98	
W	Nov. 15	vs.	Golden State	96-89	
W	Nov. 29	@	Memphis	112-106	
L	Dec. 20	@	Philadelphia	104-107	
W	Dec. 22	@	Toronto	109-107	
L	Jan. 17	@	Houston	104-108	
W	Feb. 18	vs.	Houston	106-99	(2 OT)
W	Apr. 6	vs.	Phoenix	115-113	

2003-04 (5-0)

W	Nov. 6	@	San Antonio	120-117	(2 OT)
W	Feb. 4	@	Cleveland	111-106	
W	Mar. 15	vs.	Orlando	113-110	
W	Mar. 21	vs.	Milwaukee	104-103	
W	Apr. 14	@	Portland	105-104	(2 OT)

2004-05 (1-3)

L	Dec. 17	vs.	Washington	116-120	
L	Dec. 25	vs.	Miami	102-104	
W	Feb. 9	@	New Jersey	104-103	
L	Feb. 28	@	New York	115-117	

2005-06 (3-4)

W	Nov. 2	@	Denver	99-97	
L	Nov. 27	vs.	New Jersey	96-102	
W	Dec. 1	@	Utah	105-101	
L	Dec. 28	vs.	Memphis	99-100	
L	Jan. 19	@	Sacramento	109-118	
W	Jan. 27	vs.	Golden State	106-105	
L	Apr. 6	@	Denver	108-110	

2006-07 (4-6)

W	Dec. 15	vs.	Houston	112-101	(2 OT)
L	Dec. 17	vs.	Washington	141-147	
L	Dec. 29	@	Charlotte	124-133	(3 OT)
W	Jan. 4	@	Sacramento	132-128	
W	Jan. 15	vs.	Miami	124-118	
L	Jan. 26	vs.	Charlotte	97-106	
L	Jan. 28	vs.	San Antonio	94-96	
L	Mar. 6	@	Minnesota	107-117	(2 OT)
W	Mar. 16	vs.	Portland	116-111	
L	Mar. 30	vs.	Houston	104-107	

2007-08 (4-0)

W	Jan. 14	@	Seattle	123-121	
W	Mar. 2	vs.	Dallas	108-104	
W	Mar. 24	@	Golden State	123-119	
W	Mar. 30	vs.	Washington	126-120	

2008-09 (2-1)

L	Jan. 27	vs.	Charlotte	110-117	(2 OT)
W	Feb. 5	@	Boston	110-109	
W	Feb. 20	vs.	New Orleans	115-111	

2009-10 (4-1)

W	Nov. 3	@	Oklahoma City	101-98	
W	Nov. 4	@	Houston	103-102	
W	Dec. 16	@	Milwaukee	107-106	
W	Dec. 26	@	Sacramento	112-103	(2OT)
L	Mar. 4	@	Miami	111-114	

2010-11 (4-0)

W	Feb. 1	vs.	Houston	114-106	
W	Feb. 23	@	Portland	106-101	
W	Mar. 22	vs.	Phoenix	139-137	(3OT)
W	Apr. 13	@	Sacramento	116-108	

2011-12 (6-1)

W	Jan. 11	@	Utah	90-87	
W	Feb. 9	@	Boston	88-87	
L	Mar. 6	@	Detroit	85-88	
W	Mar. 13	@	Memphis	116-111	(2OT)
W	Mar. 14	@	New Orleans	107-101	
W	Apr. 15	vs.	Dallas	112-108	
W	Apr. 22	vs.	Oklahoma City	114-106	(2OT)

2012-13 (3-0)

W	Dec. 22	@	Golden State	118-115	
W	Mar. 8	vs.	Toronto	118-116	
W	Apr. 17	vs.	Houston	99-95	

2013-14 (0-1)

L	Jan. 20	@	Chicago	100-102	
---	---------	---	---------	---------	--

2014-15 (6-3)

L	Nov. 23	vs.	Denver	94-101	
W	Nov. 30	vs.	Toronto	129-122	
W	Dec. 12	@	San Antonio	112-110	
W	Jan. 29	vs.	Chicago	123-118	(2 OT)
L	Feb. 4	@	Milwaukee	105-113	
L	Feb. 6	@	Orlando	97-103	
W	Feb. 22	vs.	Boston	118-111	
W	Mar. 25	@	Minnesota	101-99	
W	Mar. 30	@	Philadelphia	113-111	

2015-16 (1-1)

L	Dec. 9	@	Minnesota	122-123	
W	Mar. 30	vs.	Miami	102-100	

2016-17 (1-0)

W	Mar. 24	vs.	Minnesota	130-119	
---	---------	-----	-----------	---------	--

ALL-TIME OVERTIME RECORDS (LOS ANGELES ERA ONLY)

Most OT Games (Season)	10	2006-07	Most OT Periods	4	@ Cleveland 1/29/80
Fewest OT Games (Season)	0	1995-96	Double-Overtime Record	22-14	.611
Most OT Wins (Season)	7	1961-62	Triple-Overtime Record	2-2	.500
Best OT Record (Season)	7-0	1961-62	Quadruple-Overtime Record	0-1	.000
Most OT Losses (Season)	6	2006-07	Overall OT Record	152-96	.613
Consecutive OT Games	3	1991-92	Home OT Record	62-42	.596
Consecutive OT Wins	7	2011-12 - 2012-13	Road OT Record	90-54	.625
	7	2002-03 - 2003-04			
	7	1984-85 - 1986-87			
	7	1961-62			
Consecutive OT Losses	4	1972-73 - 1973-74			
	4	1969-70 - 1970-71			





ALL-TIME NUMERICAL ROSTER

LOS ANGELES ERA

00

Calvin Garrett
Benoit Benjamin

0

Orlando Woolridge
Soumaila Samake
Andrew Goudelock
Nick Young

1

Earl Jones
Wes Matthews
Anthony Peeler
Maurice Carter
Caron Butler
William "Smush" Parker
Javaris Crittenton
Jordan Farmar
Joe Smith
Darius Morris
D'Angelo Russell

2

Kenny Carr
Rory Sparrow
Anthony Miller
Derek Fisher
Aaron McKie
Elias Harris
MarShon Brooks
Wayne Ellington
Brandon Bass

3

Elmore Smith
Jeff Lamp
Jay Vincent
Sedale Threault
Devean George
Shammond Williams
Trevor Ariza
Devin Ebanks
Shawne Williams
Manny Harris
Anthony Brown
Corey Brewer

4

Adrian Dantley
Byron Scott
Frankie King
Ron Harper
Luke Walton
Antawn Jamison
Ryan Kelly
Marcelo Huertas

5

Dick Barnett
Jim McMillian
Tom Abernathy
Jim Price
Eddie Jordan
Duane Cooper
Robert Horry
Ime Udoka
Tierre Brown
Jordan Farmar
Steve Blake
Carlos Boozer
Jose Calderon

6

Chucky Brown
Eddie Jones
Jelani McCoy
Maurice Evans
Adam Morrison
Josh McRoberts
Earl Clark
Kent Bazemore
Jordan Clarkson

7

Kenny Carr
Marty Byrnes
Demetrius Calip
Trevor Wilson
Lester Conner
Derek Strong
Larry Krystkowiak
Sam Jacobson
Isaiah Rider
Brian Cook
Lamar Odom
Ramon Sessions
Darius Johnson-Odom
Xavier Henry
Larry Nance Jr.

8

Jim Brewer
Doug Christie
Randolph Keys
Kobe Bryant

9

Jim Chones
Nick Van Exel
Bryon Russell
Chucky Atkins
Laron Profit
Sun Yue
Matt Barnes
Chris Kaman
Ronnie Price
Marcelo Huertas
Luol Deng

10

Corky Calhoun
Norm Nixon
Larry Drew
Tyronn Lue
Lindsye Hunter
Vladimir Radmanovic
Trey Johnson
Steve Nash
David Nwaba

11

Frank Selvy
Gail Goodrich
Jim Cleamons
Jim McDaniels
Bo Lamar
Charlie Scott
Bob McAdoo
J.R. Reid
John Celestand
Joe Crispin
Karl Malone
Devin Green
Coby Karl
Wesley Johnson
Tyler Ennis

12

Gene Wiley
Fred Crawford
Pat Riley
Don Chaney
Ronnie Lester
Vlade Divac
Jerome Kersey
Derek Harper
Mike Penberthy
Jannero Pargo
Shannon Brown
Dwight Howard
Kendall Marshall
Vander Blue

13

Wilt Chamberlain*
Dwight Jones

14

Ray Felix
Hub Reed
Darrall Imhoff
John Tresvant
Leroy Ellis
Brad Holland
David Rivers
Sam Perkins
Stanislav Medvedenko
Ira Newble
Troy Murphy
Brandon Ingram

15

Mel Gibson
Bob Boozer
Henry Finkel
Willie McCarter
Jim Price
Ron Williams
John Roche
Ernie DiGregorio
Ron Carter
Butch Lee
Eddie Jordan
Tony Bobbitt
Metta World Peace
Jabari Brown
Thomas Robinson

16

John Salley
Pau Gasol

17

Rick Fox
Andrew Bynum
Jeremy Lin
Roy Hibbert

18

Kurt Rambis
Sasha Vujacic

19

Tony Campbell

20

Tom Hawkins
Don Nelson
Dick Garrett
Ernie Killum
Nate Hawthorne
Brian Winters
Don Freeman
Allen Murphy
Cornell Warner
Maurice Lucas
Milt Wagner
Terry Teagle
Danny Young
Rumeal Robinson
Jon Barry
Brian Shaw
Gary Payton
Jumaine Jones
Jodie Meeks
Dwight Buycks
Timofey Mozgov

21

Bob Leonard
Bobby Smith
Jim King
Archie Clark
Gary Payton
Flynn Robinson
Walt Wesley
Cliff Meely
Mack Calvin
Johnny Neumann
Michael Cooper
Ruben Patterson
Kareem Rush
Ronny Turiaf
Josh Powell
Chris Duhon
Ed Davis

22

Elgin Baylor*

23

Jim Barnes
Stu Lantz
Lou Hudson
Tony Jackson
Jerome Henderson
Reggie Jordan
Cedric Ceballos
Mario Bennett
Mitch Richmond
Von Wafer
Lou Williams

24

Gary Alcorn
Bobby Sims
Ron Horn
John Wetzel
Keith Erickson
Kermit Washington
Ron Boone
Butch Carter
Adrian Branch
Steve Bucknall
George Lynch
Lloyd Daniels
Fred Roberts
Trevor Wilson
George McCloud
Shea Seals
Jim Jackson
Kobe Bryant

25

Leroy Ellis
Gail Goodrich*
Ollie Mack
Alan Hardy
Mitch Kupchak
Keith Owens
Eddie Jones

26

Dan Schayes

27

Jordan Hill

28

DJ Mbenga
Jason Kapono
Tarik Black

30

Cliff Anderson
Bill Hewitt
Fred Hetzel
William Turner
Roger Brown
Cornell Warner
Marv Roberts
Brad Davis
Kevin McKenna
Irving Thomas
Alex Blackwell
George Lynch
Kurt Rambis
Tracy Murray
Julius Randle





LOS ANGELES ERA

31

Mel Counts
John Trapp
Zelmo Beatty
Spencer Haywood
Kurt Rambis
Mark McNamara
Sam Bowie
Jamal Sampson
Chris Mihm

32

Jim Krebs
Jerry Grote
Bill Bridges
Cazzie Russell
Earvin Johnson*

33

Rod Hundley
Cotton Nash
John Fairchild
Tom Hawkins
Mike Lynn
Travis Grant
Cazzie Russell
Kareem Abdul-Jabbar*

34

John Block
Erwin Mueller
Stan Love
Myles Patrick
Clay Johnson
Petur Gudmundsson
Ray Tolbert
Tony Smith
George Lynch
Shaquille O'Neal*

35

Rudy LaRusso
Rick Roberson
Bill Bridges
Don Ford
Joe Cooper
Billy Ray Bates
Larry Spriggs
Tony Brown
Doug Christie
Joe Kleine
Mark Madsen

37

Metta World Peace

40

Bill McGill
Jerry Chambers
Cliff Anderson
Lucius Allen
Dave Robisch
Mike McGee
Antonio Harvey
Travis Knight
Greg Foster
Ivica Zubac

41

C.J. Kupec
Mitch Kupchak
Sven Nater
Elden Campbell
Glen Rice

42

Walt Hazzard
Connie Hawkins
Lucius Allen
James Edwards
James Worthy*

43

Earl Tatum
Chuck Nevitt
Frank Brickowski
Mychal Thompson
Cliff Robinson
Corie Blount
Brian Cook

44

Jerry West*

45

A.C. Green
Sean Rooks
Derrick Caracter

49

Melvin McCants

50

Steve Mix
Theo Ratliff
Robert Sacre

52

Ron Johnson
Bob McNeill
Dennis Hamilton
Jay Carty
Happy Hairston
Jamaal Wilkes*
Mike Smrek
Samaki Walker

53

James Edwards

54

Howard Joliff
Mark Landsberger
Jack Haley
Horace Grant
Kwame Brown

55

Wayne Yates
Billy Thompson
Mike Higgins
Jawann Oldham
Brian Grant

73

Dennis Rodman

88

Christian Eyenga

MINNEAPOLIS ERA

4

Joe Hutton

10

Herm Schaefer

11

Mike Bloom
Billy Hassett
Lew Hitch
Jim Paxson
Frank Selvy

12

Don Smith
Gene Stump
Ed Beach
Howie Schultz
Jim Holstein
Bobby Watson
Alex "Boo" Ellis

13

Tony Jaros
Jim Holstein
Corky Devlin

14

Earl Gardner
Bud Grant
Paul Walther
Joe Hutton
Larry Foust
Ray Felix

15

Don Carlson
Kevin O'Shea
Joe Hutton
Howie Schultz
Dick Schnittker

16

Johnny Jorgensen
Bob Harrison
Dick Garmaker
Nick Mantis

17

Jim Pollard*
Ron Sobie

18

Ray Ellefson
Arnie Ferrin
Frank Saul
Bob Carney
Don Sunderlage
Chuck Mencil

19

Jack Dwan
Vern Mikkelsen*

20

Ed "Whitey" Kachan
Normie Glick
Bud Grant
Myer "Whitey" Skoog
Tom Hawkins

21

Bob Leonard

22

Don Forman
Slater Martin*
Ron Feiereisel
McCoy Ingram
George Brown
Elgin Baylor

23

Ed Kalafat
Alex "Boo" Ellis

24

Dick Schnittker
Walter Dukes
Bob Smith

27

Art Spoelstra

30

Steve Hamilton
Alex "Boo" Ellis

32

Jim Krebs

33

Bob Williams
Rod Hundley

34

Clyde Lovellette*

35

Rudy LaRusso

44

Chuck Share

50

Bob Burrow
Ed Fleming

70

Ed Flemming
Frank Selvy

89

Clyde Lovellette*

99

George Mikan*

Includes only players who have appeared in a regular season game.

Numbers as available



* Retired Number; ^ Honored Minneapolis Lakers Hall of Famers



ALL-TIME COLLEGIATE ROSTER

UCLA (19)

Trevor Ariza	2007-09
Kareem Abdul-Jabbar	1975-89
Lucius Allen	1974-77
Matt Barnes	2010-12
Keith Erickson	1968-73
Jordan Farmar	2006-10, 13-14
Greg Foster*	2000-01
Gail Goodrich	1965-68, 70-76
Jack Haley	1991-92
Walt Hazzard	1964-67
Brad Holland	1979-81
Jason Kapono	2011-12
Mike Lynn	1969-70
Jelani McCoy	2001-02
Tracy Murray	2002-03
Swen Nater	1983-84
Keith Owens	1991-92
Jamal Wilkes	1977-85
Trevor Wilson	1993-94

MINNESOTA (15)

Jim Brewer	1980-82
Don Carlson	1948-50
Archie Clark	1966-68
Dick Garmaker	1955-59
Bud Grant	1949-51
Lou Hudson	1977-79
Ron Johnson	1960-61
Sam Jacobson	1998-00
Tony Jaros	1948-51
Ed Kalafat	1954-57
Mark Landsberger*	1979-83
Charles Mencil	1955-57
Whitney Skoog	1951-57
Donald Smith	1948-49
Mychal Thompson	1986-91

NORTH CAROLINA (14)

Steve Bucknall	1989-90
Ed Davis	2014-15
Wayne Ellington	2014-15
Rick Fox	1997-04
Antawn Jamison	2012-13
Mitch Kupchak	1981-86
George Lynch	1993-96
Kendall Marshall	2013-14
Bob McAdoo	1981-85
Sam Perkins	1990-93
J.R. Reid	1998-99
Charlie Scott	1977-78
Shammond Williams	2006-07
James Worthy	1982-94

MICHIGAN (10)

Demetrius Calip	1991-92
Alan Hardy	1980-81
Manny Harris	2013-14
Bob Harrison	1949-53
C.J. Kupec	1975-77
Mike McGee	1981-86
Darius Morris	2011-13
Glen Rice	1998-00
Rumeal Robinson	1996-97
Cazzie Russell	1974-77

KANSAS (9)

Tarik Black*	2014-17
Bill Bridges	1972-75
Roger Brown	1972-73
Wilt Chamberlain	1968-73
Xavier Henry	2013-15
Clyde Lovellette	1953-57
Thomas Robinson	2016-17
Dave Robisch	1977-79
Walt Wesley	1975-76

KENTUCKY (9)

Sam Bowie	1993-95
Bob Burrow	1957-58
Jodie Meeks	2012-14
Cotton Nash	1970-76
Julius Randle	2014-present
Pat Riley	1970-76
Irving Thomas*	1990-91
Jack Tingle	1948-49
Bobby Watson	1954-55

MARQUETTE (8)

Vander Blue	2014-15
Dwight Buycks	2014-15
Jim Chones	1979-81
Darius Johnson-Odom	2012-13
Butch Lee	1979-80
Maurice Lucas	1985-86
Tony Smith	1990-95
Earl Tatum	1976-78

NOTRE DAME (8)

Adrian Dantley	1977-79
Billy Hassett*	1949-50
Tom Hawkins	1959-62, 66-69
Joe Klein*	1996-97
Troy Murphy	2011-12
Kevin O'Shea	1950-51
David Rivers	1988-89
Orlando Woolridge	1988-90

LOUISVILLE (7)

Derrick Caracter*	2010-12
Earl Clark	2012-13
Allen Murphy	1976-77
Jim Price	1972-75, 78-79
Billy Thompson	1986-88
Milt Wagner	1987-88
Samaki Walker	2001-03

CINCINNATI (6)

Corie Blount	1995-99
Tony Bobbitt	2004-05
Jim Holstein	1952-55
Ruben Patterson	1998-99
Rick Roberson	1969-71
Nick Van Exel	1993-98

DEPAUL (6)

Ron Feiriseil	1955-56
Johnny Jorgensen	1948-49
Edwin "Whitey" Kachan	1948-49
George Mikan	1948-54, 55-56
Ron Sobie	1959-60
Gene Stump	1949-50

DUKE (6)

Carlos Boozer	2014-15
Luol Deng	2016-present
Chris Duhon	2012-13
Brandon Ingram	2016-present
Ryan Kelly	2013-16
Josh McRoberts	2011-12

INDIANA (6)

Tom Abernathy	1976-78
Butch Carter	1980-81
Rod Horn	1962-63
Bob Leonard	1956-61
Herm Schaefer	1948-50
Ray Tolbert	1987-88

MISSOURI (6)

Jabari Brown*	2014-15
Jordan Clarkson*	2014-present
Larry Drew	1989-91
Clay Johnson	1981-83
Anthony Peeler	1992-96
Kareem Rush	2002-05

SOUTHERN CALIFORNIA (6)

John Block	1966-67
Mack Calvin	1976-77
Duane Cooper	1992-93
Bill Hewitt	1968-70
Cliff Robinson	1991-92
Nick Young	2013-17

WEST VIRGINIA (6)

Ed Beach	1950-51
Devin Ebanks	2010-13
Rod Hundley	1957-63
Robert Smith	1959-60, 61-62
Jerry West	1960-74
Ron Williams	1975-76

MARYLAND (5)

Steve Blake	2010-14
Adrian Branch	1986-87
Brad Davis	1977-79
Laron Profit	2005-06
Joe Smith	2010-11

OHIO STATE (5)

Tony Campbell	1987-89
Jim Clemons	1971-72
Jim Jackson	2005-06
D'Angelo Russell	2015-17
Dick Schnitker	1953-58

OREGON STATE (5)

Jay Carty	1968-69
Lester Conner	1994-95
Mel Counts	1966-70, 72-74
A.C. Green	1985-93, 99-00
Gary Payton	2003-04

ARIZONA STATE (4)

Mario Bennett	1997-98
Dennis Hamilton	1967-68
Mark Landsberger*	1979-83
Byron Scott	1983-93, 96-97

FLORIDA STATE (4)

Tony Jackson	1980-81
George McCloud	1996-97
Irving Thomas*	1990-91
Von Wafer	2005-06

GONZAGA (4)

Elias Harris	2013-14
Adam Morrison	2009-10
Robert Sacre	2012-16
Ronny Turiaf	2005-08

ILLINOIS (4)

Brian Cook	2003-07
Don Freeman	1975-76
Derek Harper	1998-99
Don Sunderlage	1954-55

JACKSON STATE (4)

Lindsey Hunter*	2001-02
McCoy Ingram	1957-58
Trey Johnson*	2010-11
Cornell Warner	1975-77

MICHIGAN STATE (4)

Shannon Brown	2009-11
Earvin Johnson	1979-91, 95-96
Anthony Miller	1994-96
Jay Vincent	1989-90

NORTH CAROLINA STATE (4)

Chucky Brown	1991-92
Kenny Carr	1977-80
Chuck Nevitt	1984-86
Josh Powell	2008-10

SYRACUSE (4)

Marty Byrnes	1979-80
Tyler Ennis	2016-present
Wesley Johnson*	2013-15
Dan Schayes	1993-94

TULSA (4)

Jordan Clarkson*	2014-present
Joe Cooper*	1982-83
Jim King	1963-66
Shae Seals	1997-98

WYOMING (4)

Larry Nance Jr.	2015-present
John Pilch	1951-52
Theo Ratliff	2010-11
Flynn Robinson	1971-73

ARIZONA (3)

Sean Rooks	1996-99
Luke Walton	2003-12
Jordan Hill	2011-15

ARKANSAS (3)

Tony Brown	1990-91
Joe Kleine*	1996-97
Jannerro Pargo	2002-04

CALIFORNIA (3)

Darrall Imhoff	1964-68
Mark McNamara*	1988-90
Jamal Sampson	2003-04

COLORADO (3)

Joe Cooper*	1982-83
Ray Ellefsen*	1948-49
Cliff Meely	1975-76

DAYTON (3)

Henry Finkel	1966-67
Johnny Horan	1955-56
Jim Paxson	1956-57





ALL-TIME COLLEGIATE ROSTER / NBA G LEAGUE EXPERIENCE

HAMLIN (1) Jim Fritsche 1953-54	NICHOLLS STATE (1) Ronnie Price* 2014-15	SOUTHERN METHODIST (1) James Krebs 1957-64
HAMPTON (1) Devin Green 2005-06	NORTHERN COLORADO (1) Mike Higgins 1989-90	SOUTHERN MISSISSIPPI (1) Randolph Keys 1994-95
HARVARD (1) Jeremy Lin 2014-15	NORTHWESTERN (1) Nick Mantis 1959-60	SW LOUISIANA (1) Dwight Lamar 1976-77
HOWARD (1) Larry Spriggs 1983-86	OHIO (1) Howard Jolliff 1960-63	ST. BONAVENTURE (1) Fred Crawford 1967-69
IDAHO STATE (1) Ron Boone 1978-80	OKLAHOMA CITY (1) Hub Reed 1963-64	STETSON (1) Earnie Killum 1970-71
IOWA STATE (1) Wesley Johnson* 2013-15	OKLAHOMA STATE [A&M] (1) Ray Ellefson* 1948-49	TENNESSEE (1) Lefty Walther 1949-50
LA SALLE (1) Larry Foust 1957-59	OLD DOMINION (1) Kent Bazemore 2013-14	TENNESSEE STATE (1) Dick Barnett 1962-65
LONG ISLAND (1) Ray Felix 1959-62	ORAL ROBERTS (1) Calvin Garrett* 1983-84	TOLEDO (1) Steve Mix 1982-83
LONGWOOD (1) Jerome Kersey 1996-97	PACIFIC (1) Jon Barry* 1997-98	UTAH STATE (1) Marv Roberts 1976-77
LOUISIANA TECH (1) Karl Malone 2003-04	PENNSYLVANIA (1) Corky Calhoun 1974-76	UTAH VALLEY STATE (1) Ronnie Price* 2014-15
LOYOLA (CHICAGO) (1) Jack Dwan 1948-49	PFFEIFFER (1) Antonio Harvey* 1993-95	VIRGINIA (1) Jeff Lamp 1987-89
THE MASTERS COLLEGE (1) Mike Penberthy 2000-02	PORTLAND STATE (1) Ime Udoka* 2003-04	VIRGINIA TECH (1) John Wetzel 1967-68
MCNEESE STATE (1) Tierre Brown 2004-05	PRAIRE VIEW A&M (1) Zelmo Beatty 1974-75	VMI (1) Ron Carter 1978-79
MISSISSIPPI (1) Johnny Neumann 1976-77	PURDUE (1) Mel McCants 1989-90	WAYNE STATE (1) George Brown 1957-58
MONMOUTH (1) Alex Blackwell 1992-93	RHODE ISLAND (1) Lamar Odom 2004-11	WEST TEXAS A&M (1) Ray Ellefson* 1948-49
MONTANA (1) Larry Krystkowiak 1996-97	RUTGERS (1) Eddie Jordan 1980-84	WEST VIRGINIA TECH (1) Sedale Threatt 1991-96
MOREHEAD STATE (1) Steve Hamilton 1958-60	SAINT MARY'S (1) Brian Shaw* 1999-03	WISCONSIN (1) Wes Matthews 1986-88
MT. SAN ANTONIO (1) Lloyd Daniels 1994-95	SE OKLAHOMA STATE (1) Dennis Rodman 1998-99	
NEVADA-RENO (1) Ramon Sessions 2011-12	SOUTH FLORIDA (1) Chucky Atkins 2004-05	

ALL-TIME LAKERS WITH NBA G LEAGUE EXPERIENCE

Brandon Bass	Dwight Buycks	Andrew Goudelock*	Jelani McCoy*	Lou Williams
Matt Barnes	Derrick Caracter	Devin Green*	Darius Morris*	Shawne Williams*
Kent Bazemore	Maurice Carter	Elias Harris*	David Nwaba*	Sun Yue*
Tarik Black*	Earl Clark	Manny Harris*	Smush Parker	Ivica Zubac*
Anthony Brown*	Jordan Clarkson*	Xavier Henry*	Josh Powell	
Vander Blue*	Javaris Crittenton	Trey Johnson	Robert Sacre*	<i>*played with South Bay Lakers</i>
Tony Bobbitt	Ed Davis	Darius Johnson-Odom*	Shea Seals	
MarShon Brooks	Devin Ebanks*	Coby Karl*	Shea Seals	
Jabari Brown*	Tyler Ennis	Ryan Kelly*	Ramon Sessions	
Shannon Brown	Christian Eyenga*	Jeremy Lin	Ime Udoka	
Tierre Brown	Jordan Farmar*	Kendall Marshall	Von Wafer	



ALL-TIME CAREER LEADERS



POINTS

Kobe Bryant	33,643
Jerry West	25,192
Kareem Abdul-Jabbar	24,176
Elgin Baylor	23,149
Earvin Johnson	17,707
James Worthy	16,320
Shaquille O'Neal	13,895
Gail Goodrich	13,044
Byron Scott	12,780
Jamaal Wilkes	10,601

GAMES PLAYED

Kobe Bryant	1,346
Kareem Abdul-Jabbar	1,093
Jerry West	932
James Worthy	926
Derek Fisher	915
Earvin Johnson	906
Michael Cooper	873
Elgin Baylor	846
Byron Scott	846
A.C. Green	735

MINUTES PLAYED

Kobe Bryant	48,637
Kareem Abdul-Jabbar	37,492
Jerry West	36,571
Elgin Baylor	33,863
Earvin Johnson	33,245
James Worthy	30,001
Byron Scott	25,533
Michael Cooper	23,635
Derek Fisher	23,211
Gail Goodrich	21,765

ASSISTS

Earvin Johnson	10,141
Kobe Bryant	6,306
Jerry West	6,238
Norm Nixon	3,846
Michael Cooper	3,666
Kareem Abdul-Jabbar	3,652
Elgin Baylor	3,650
Gail Goodrich	2,863
James Worthy	2,791
Nick Van Exel	2,749

STEALS

Kobe Bryant	1,944
Earvin Johnson	1,724
James Worthy	1,041
Byron Scott	1,038
Michael Cooper	1,033
Kareem Abdul-Jabbar	983
Derek Fisher	968
Norm Nixon	868
Jamaal Wilkes	706
A.C. Green	657

BLOCKED SHOTS

Kareem Abdul-Jabbar	2,694
Shaquille O'Neal	1,278
Elden Campbell	1,022
Vlade Divac	834
Kobe Bryant	640
Andrew Bynum	628
James Worthy	624
Elmore Smith	609
Pau Gasol	607
Michael Cooper	523

FIELD GOALS MADE

Kobe Bryant	11,719
Kareem Abdul-Jabbar	9,935
Jerry West	9,016
Elgin Baylor	8,693
James Worthy	6,878
Earvin Johnson	6,211
Shaquille O'Neal	5,462
Byron Scott	5,126
Gail Goodrich	5,107
Jamaal Wilkes	4,533

FIELD GOALS ATTEMPTED

Kobe Bryant	26,200
Elgin Baylor	20,171
Jerry West	19,032
Kareem Abdul-Jabbar	17,520
James Worthy	13,024
Earvin Johnson	11,951
Gail Goodrich	11,098
Byron Scott	10,461
Shaquille O'Neal	9,498
Vern Mikkelsen	8,812

FREE THROWS MADE

Kobe Bryant	8,378
Jerry West	7,160
Elgin Baylor	5,763
Earvin Johnson	4,960
Kareem Abdul-Jabbar	4,305
George Mikán	3,068
Shaquille O'Neal	2,971
Vern Mikkelsen	2,969
Gail Goodrich	2,830
James Worthy	2,447

FREE THROWS ATTEMPTED

Kobe Bryant	10,011
Jerry West	8,801
Elgin Baylor	7,391
Earvin Johnson	5,850
Kareem Abdul-Jabbar	5,842
Shaquille O'Neal	5,572
George Mikán	3,924
Vern Mikkelsen	3,874
Gail Goodrich	3,466
James Worthy	3,184

3-PT FG MADE

Kobe Bryant	1,827
Derek Fisher	846
Nick Van Exel	750
Byron Scott	595
Eddie Jones	489
Rick Fox	480
Nick Young	465
Michael Cooper	428
Metta World Peace	420
Jordan Farmer	364

3-PT FG ATTEMPTED

Kobe Bryant	5,546
Derek Fisher	2,255
Nick Van Exel	2,062
Byron Scott	1,595
Rick Fox	1,390
Eddie Jones	1,294
Michael Cooper	1,260
Metta World Peace	1,252
Nick Young	1,233
Lamar Odom	1,090

FG % (MIN. 1,000 FGM)

Wilt Chamberlain	2360-3902	.605
Shaquille O'Neal	5462-9498	.575
Kareem Abdul-Jabbar	9935-17520	.567
Andrew Bynum	1823-3221	.566
Kurt Rambis	1099-1998	.550
Pau Gasol	2987-5723	.522
James Worthy	6878-13204	.521
Earvin Johnson	6211-11951	.520
Mike McGee	1077-2075	.519
Cedric Ceballos	1169-2263	.517

3-PT FG % (MIN. 250 3FGA)

Vladimir Radmanovic	195-488	.400
Brian Cook	162-413	.392
Jumaine Jones	102-261	.391
Chucky Atkins	176-455	.387
Steve Blake	250-653	.383
Anthony Peeler	249-651	.382
Jodie Meeks	284-746	.381
Eddie Jones	489-1294	.378
Nick Young	465-1233	.377
Glen Rice	137-364	.376

FT % (MIN. 200 FTM)

Cazzie Russell	421-480	.877
Sasha Vujačić	282-322	.876
Glenn Rice	423-486	.870
Jodie Meeks	307-354	.867
Caron Butler	275-319	.862
Lou Williams	656-768	.854
Stu Lantz	225-265	.849
Earvin Johnson	4960-5650	.848
Nick Young	507-599	.846
Johnny Egan	303-361	.839

REBOUNDS

Elgin Baylor	11,463
Kareem Abdul-Jabbar	10,279
Kobe Bryant	7,047
Earvin Johnson	6,559
Wilt Chamberlain	6,524
Shaquille O'Neal	6,090
Vern Mikkelsen	5,940
A.C. Green	5,632
Rudy LaRusso	5,571
Jerry West	5,376

OFF. REBOUNDS (SINCE 1973-74)

Kareem Abdul-Jabbar	2,494
A.C. Green	2,089
Shaquille O'Neal	1,957
Earvin Johnson	1,601
James Worthy	1,561
Kobe Bryant	1,499
Vlade Divac	1,438
Pau Gasol	1,252
Elden Campbell	1,207
Lamar Odom	1,149

DEF. REBOUNDS (SINCE 1973-74)

Kareem Abdul-Jabbar	7,785
Kobe Bryant	5,548
Earvin Johnson	4,958
Shaquille O'Neal	4,133
Lamar Odom	3,757
A.C. Green	3,543
James Worthy	3,147
Vlade Divac	3,107
Pau Gasol	2,988
Elden Campbell	2,397





13 WILT CHAMBERLAIN "THE BIG DIPPER"

Member of Lakers 1971-72 championship team that won an NBA-record 33 consecutive games and a then-NBA record 69 contests overall (averaged 14.8 points and a team-leading 19.2 rebounds that season) ... Named Most Valuable Player of the 1972 NBA Finals when he averaged 14.7 points and 21.0 rebounds ... Led NBA in rebounding in 11 seasons (four with Lakers) ... Averaged a Los Angeles franchise-record 21.1 rebounds in 1968-69 ... Averaged 18+ rebounds four times with Lakers (21.1, 19.2, 18.6, 18.2) ... Appeared in 13 NBA All-Star games ... Enshrined in Naismith Memorial Basketball Hall of Fame in 1979 ... Averaged an NBA-record 50.4 points during the 1961-62 campaign ... Scored 50+ points on 118 occasions ... Led NBA in both scoring and rebounding (same season) five times ... Earned NBA Most Valuable Players honors four times ... Was named one of the 50 Greatest Players in NBA History during the league's 50th anniversary season in 1996-97 ... Ranks first overall among the club's career field goal percentage leaders (.605) ... Number was retired on November 9, 1983.



22 ELGIN BAYLOR

Ranks among all-time franchise leaders in numerous categories, including rebounds (1st, 11,463), points (4th, 23,149) and assists (7th, 3,650) ... Scored a then single-game Los Angeles franchise record 71 points November 15, 1960 @ New York (2nd highest total in franchise history) ... 11-time NBA All-Star ... Co-MVP of the 1959 All-Star Game ... Member of the All-NBA First Team on 10 occasions ... Named NBA Rookie of the Year in 1959 ... Scored an NBA Finals record 61 points April 14, 1962 @ Boston ... Inducted into the Naismith Memorial Basketball Hall of Fame in 1977 ... Averaged over 30.0 points and 14.0 rebounds in three seasons during his career ... Led the Lakers in rebounding for seven consecutive seasons (1958-59 through 1964-65), a club record ... Averaged a franchise-record 38.3 points during the 1961-62 season ... Led the Lakers in scoring six different seasons, including three straight years (1958-59 - 1960-61) ... Averaged 27.4 points and 13.5 rebounds in 846 games overall during his career ... Was named one of the 50 Greatest Players in NBA History during the league's 50th anniversary season in 1996-97 ... Number was retired on November 9, 1983.



25 GAIL GOODRICH

Ranks among all-time club leaders in several categories including total points (8th, 13,044), assists (8th, 2,863) and free throws made (9th, 2,830) ... Member of the Lakers 1971-72 NBA Championship team that won a professional sports-record 33 consecutive games ... Member of the 1973-74 All-NBA First Team ... Led the Lakers in scoring four consecutive seasons (1971-72 through 1974-75), joining George Mikan, Jerry West, Kareem Abdul-Jabbar, Shaquille O'Neal and Kobe Bryant as the only players to accomplish this feat ... Led the Lakers in total assists three straight seasons (1973-74 through 1975-76) ... Was inducted into the Naismith Memorial Basketball Hall of Fame in 1996 ... Appeared in four consecutive All-Star Games during his tenure with the Lakers (1972, 1973, 1974, 1975) ... Number was retired on November 20, 1996.



32 EARVIN JOHNSON "MAGIC"

Ranked 1st on NBA's all-time assist chart (10,141) at time of retirement ... Led NBA in assists five straight seasons (1982-87), highlighted by a career-high / single-season club record 13.1 assists in 1983-84 ... Handed out a team single-game record 24 assists three times, including once during the playoffs (NBA playoff record) ... Selected first overall by the Lakers in the 1979 NBA Draft ... Registered 138 career triple-doubles, most in NBA history ... Five-time NBA Champion with the Lakers (1980, 1982, 1985, 1987, 1988) ... Appeared in nine NBA Finals during 13-year career ... Lakers averaged 59 wins per season during his career ... Three-time NBA Most Valuable Player (1987, 1989, 1990) ... Three-time NBA Finals MVP (1980, 1982, 1987) ... Nine-time All-NBA First Team ... 12-time NBA All-Star ... Two-time All-Star Game Most Valuable Player (1990, 1992) ... Led NBA in free throw percentage in 1988-89 (.911) ... Led NBA in steals twice (1981, 1982) ... Named one of the 50 Greatest Players in NBA History during the league's 50th anniversary season in 1996-97 ... Number was retired on February 16, 1992 ... Enshrined in the Naismith Memorial Basketball Hall of Fame in 2002.





33 KAREEM ABDUL-JABBAR "THE CAPTAIN"

NBA's all-time leading scorer (38,387) ... Led Lakers in scoring a club-record 11 consecutive seasons (1975-86) ... Averaged 20+ points in each of first 17 NBA seasons and double figures each of his 20 campaigns (14 with Lakers) ... Ranks among NBA all-time leaders in numerous categories, including games played (2nd, 1,560), minutes (1st, 57,446), rebounds (3rd, 17,440) and blocked shots (3rd, 3,189) ... Six-time NBA Champion (five with Lakers, one with Milwaukee) ... Six-time NBA Most Valuable Player (most in NBA history) ... NBA Rookie of the Year (1970) ... Two-time NBA Finals Most Valuable Player (1971, 1985) ... All-NBA First Team 10 times ... 19-time NBA All-Star ... NBA All-Defensive First Team five times ... Led the NBA in blocked shots four times ... Was named one of the 50 Greatest Players in NBA history during the league's 50th anniversary season in 1996-97 ... Number was retired on March 20, 1989 ... Enshrined in the Naismith Memorial Basketball Hall of Fame in 1995.



34 SHAQUILLE O'NEAL

NBA Most Valuable Player, NBA Finals MVP and All-Star game MVP in 1999-2000 ... Four-time NBA champion (3 with Lakers) ... Three-time NBA Finals MVP (2000, 2001, 2002) ... 15-time NBA All-Star (7 with Lakers) ... Three-time NBA All-Star Game MVP ... 14-time All-NBA (First Team (8), Second Team (2), Third Team (4)) ... Three-time All-Defensive Second Team ... Two-time NBA scoring champion (1999, 2000) ... 1992-93 NBA Rookie of the Year ... At time of retirement, ranked among NBA all-time leaders in points (6th, 28,596), FG% (3rd, .5823), rebounds (14th, 13,099) and blocks (7th, 2,732) ... Ranks among franchise leaders in points (7th, 13,895), rebounds (6th, 6090), blocks (2nd, 1,278) and FG% (2nd, .575) ... Led NBA in FG% 10 times ... Led Lakers in scoring five times (career-best 29.7 ppg in 1999-2000) ... Led Lakers in blocks eight straight seasons (1996-2004) ... One of six Lakers to score 60+ points in a game ... 1996 Olympic gold medalist (Atlanta) ... Was named one of the 50 Greatest Players in NBA history during the league's 50th anniversary season in 1996-97 ... Number was retired on April 2, 2013.



42 JAMES WORTHY "BIG GAME JAMES"

Named Most Valuable Player of the 1988 NBA Finals (22.0 points, 7.4 rebounds, 4.4 assists) ... Registered a triple-double in Game 7 of the 1988 NBA Finals (36 points, 16 rebounds, 10 assists) ... Was the first overall pick in the 1982 NBA Draft ... Member of three NBA championship teams with the Lakers (1985, 1987, 1988) ... Seven-time NBA All-Star ... Averaged 20-plus points on four occasions ... Led the Lakers in scoring in 1990-91 ... Ranks among all-time Los Angeles franchise leaders in several categories, including scoring (6th, 16,320), steals (3rd, 1,041) and field goal percentage (7th, .521) ... Averaged 21.1 points in 143 career playoff games (.544FG%) ... Member of the All-NBA Third Team on two occasions ... Field goal percentage eclipsed .530 each of his first eight seasons in the NBA ... 12-year NBA veteran (all with the Lakers) ... Was named one of the 50 Greatest Players in NBA history during the league's 50th anniversary season in 1996-97 ... Number was retired on December 10, 1995 ... Inducted into the Naismith Memorial Basketball Hall of Fame in 2003.



44 JERRY WEST "MR. CLUTCH"

Career scoring average (27.0) ranks 5th all-time in NBA history ... Playoff scoring average (29.1) ranks 3rd all-time in NBA annals ... 2nd on Lakers all-time scoring list (25,192) ... Led the Lakers in scoring seven different seasons, highlighted by a career-best 31.3 during the 1965-66 campaign ... Member of the All-NBA First Team on 10 occasions ... Member of the NBA's All-Defensive First Team four times ... 14-time NBA All-Star (All-Star Game MVP in 1972) ... Member of the Lakers' 1972 NBA championship team ... Named Most Valuable Player of the 1969 NBA Finals ... Established an NBA record by scoring 20-plus points in 25 consecutive NBA Finals games - since broken by Michael Jordan (35) ... Holds the NBA record for most free throws made in a single season (840 in 1965-66) ... Holds the NBA record for highest scoring average in a single playoff series (46.3 in 1965 six-game series vs. Baltimore) ... Was the first-ever draft choice in L.A. Lakers history (second pick overall in the 1960 NBA Draft) ... Led the NBA in assists during the 1971-72 campaign (9.7) ... Inducted into the Naismith Memorial Basketball Hall of Fame in 1980 ... 14-year NBA veteran (all with Lakers) ... Was named one of the 50 Greatest Players in NBA history during the league's 50th anniversary season in 1996-97 ... Number was retired on November 9, 1983.





52 JAMAAL WILKES "SILK"

Ranks among all-time Lakers franchise leaders in several categories including points (10th, 10,601), field goals (10th, 4,533) and steals (9th, 706) ... Member of four NBA championship teams (three with Lakers (1980, 1982, 1985) and one with Golden State (1975)) ... Posted 37 points and 10 rebounds against Philadelphia in the historic series clinching Game 6 of the 1980 NBA Finals ... Three-time NBA All-Star (1976, 1981, 1983) ... In his rookie season, averaged 14.2 points, 8.2 rebounds and 1.3 blocks, earning him the 1974-75 NBA Rookie of the Year award ... Averaged 18.4 points in eight seasons with the Lakers, averaging at least 20 points per game in three straight seasons from 1979-80 through 1981-82 ... Member of the NBA's All-Defensive Second Team twice (1976 and 1977) ... Was inducted in the Naismith Memorial Basketball Hall of Fame in 2012 ... Number was retired on December 28, 2012.

JOHN KUNDLA



Honored as "One of the Top 10 Coaches in NBA History" by the NBA ... Joined the Lakers for the 1947-48 NBL season and won championship with a 43-17 record in first year ... After merger of Minneapolis into NBA, guided Lakers to five championships in team's first six NBA seasons ... Ranks third among Lakers coaches in victories (423) behind Pat Riley and Phil Jackson ... Enshrined into the Naismith Memorial Basketball Hall of Fame in 1995.

CLYDE LOVELLETTE



The first basketball player in history to play on an NCAA, Olympic and NBA Championship team ... Member of three NBA championship teams including the 1954 Lakers ... Four-time NBA All-Star (twice with Lakers) and a two-time All-NBA Second Team selection (once with Lakers in 1956) ... Led Lakers in scoring in 1956 (21.5) and 1957 (20.8) ... Led team in rebounding in 1955 (11.5), 1956 (14.0) and 1957 (13.4) ... Led team in FG% from the 1953-54 season through 1956-57 ... Was enshrined as a player in the Naismith Memorial Basketball Hall of Fame in 1988.

JIM POLLARD



Known as "The Kangaroo Kid" ... Signed with Minneapolis Lakers in 1947 ... Member of the Lakers 1948 championship team as well as the NBA championship teams of 1949, 1950 and 1952-54 ... Four-time NBA All-Star ... Two-time All-NBA first team member ... Two-time All-NBA second team member ... Ranked in the NBA's top 10 in assists (8th/3.8) and points (10th/14.7) in 1949-50 ... Ranked 10th in the NBA in scoring (15.5) in 1951-52 ... Enshrined in the Naismith Memorial Basketball Hall of Fame in 1978.



SLATER MARTIN



Slater "Dugie" Martin ... Selected by Minneapolis in the 1949 BAA Draft ... Member of the Lakers NBA championship teams in 1950 and 1952-54 ... Five-time selection to the All-NBA second team (twice with Lakers) ... Seven-time All-Star (five with Lakers) ... Led the Lakers in assists from the 1951-52 season through 1955-56 ... Enshrined in the Naismith Memorial Basketball Hall of Fame in 1982.

GEORGE MIKAN



All-NBL first team (1947-48) ... NBL Most Valuable Player in 1948 ... Six-time All NBA First Team (1949-54) ... Four-time NBA All-Star ... Led Minneapolis to 1948 NBL Championship and NBA Championships in 1949, 1950 and 1952-54 ... Led the NBA in scoring in 1949 (28.3), 1950 (27.4) and 1951 (28.4) while leading the team in scoring in 1952-54 ... Led team in assists in 1949 and 1951 ... Twice led the NBA in rebounding in 1952 (13.5) and 1953 (14.4) ... Elected to the Naismith Memorial Basketball Hall of Fame in 1959 ... Member of the NBA's 25th and 35th Anniversary All-Time Teams and in 1996, was named "One of the 50 Greatest Players in NBA History" by the NBA.

VERN MIKKELSEN



First round draft pick of Minneapolis ... Won four NBA Championships with the Lakers (1950, 1952-54) ... Named All-NBA second team (1951-53, 1955) ... Six-time NBA All-Star ... Led team in scoring in 1955 (18.7) and 1958 (17.3) ... Led team in FG% in 1951-52 and 1952-53 and FT% in 1958-59 ... Elected to the Naismith Memorial Basketball Hall of Fame in 1995.



1948-49 MINNEAPOLIS LAKERS



44-16 - 2ND IN WESTERN DIVISION

Head Coach: John Kundla
Standing: Donnie Forman, Herm Schaefer, Don Carlson, Don Smith, Tony Jaros, Johnny Jorgensen, Earl Gardner, Arnie Ferrin, Jack Dwan, Jim Pollard, George Mikan
Not pictured: Mike Bloom, Ray Ellefson, Whitey Kachan, Jack Tingle

NBA Champions

1948-49 REGULAR SEASON STATISTICS / GAME-BY-GAME RESULTS

	G	FGM	FGA	Pct.	FTM	FTA	Pct.	Ast.	PF	SCORING	
										Pts.	Avg.
Mikan	60	583	1403	.416	532	689	.772	218	260	1698	28.3
Pollard	53	314	792	.396	156	227	.687	142	144	784	14.8
Schaefer	58	214	572	.374	174	213	.817	185	121	602	10.4
Carlson	55	211	632	.334	86	130	.662	170	180	508	9.2
Ferrin	47	130	378	.344	85	128	.664	76	142	345	7.3
Jaros	59	132	385	.343	79	110	.718	58	114	343	5.8
Dwan	60	121	380	.318	34	69	.493	129	157	276	4.6
Forman	44	68	231	.294	43	67	.642	74	94	179	4.1
Jorgensen	48	41	114	.360	24	33	.727	33	68	106	2.2
Gardner	50	38	101	.376	13	28	.464	19	50	89	1.8
Bloom*	24	13	92	.141	29	40	.725	15	22	55	2.3
Kachan†	19	16	42	.381	15	22	.682	12	24	47	2.5
Smith	8	2	13	.154	2	3	.667	2	6	6	0.8
Tingle	2	1	6	.167	0	0	-	1	2	2	1.0
Ellefson	3	1	5	.200	0	0	-	0	2	2	0.7

*Finished season with another team. †Totals with Lakers only.

DATE	OPPONENT	BOX SCORE	W / L	DATE	OPPONENT	BOX SCORE	W / L
Nov. 4	@ Baltimore	W 84-72	1-0	Feb. 3	@ Philadelphia	W 78-76	29-10
Nov. 6	@ Washington	L 62-67	1-1	Feb. 6	Rochester	L 74-85	29-11
Nov. 9	@ Boston	L 55-77	1-2	Feb. 10	New York	W 95-75	30-11
Nov. 11	@ New York	W 77-68	2-2	Feb. 11	@ Chicago	L 97-105	30-12
Nov. 13	@ Providence	W 90-67	3-2	Feb. 13	Baltimore	W 91-74	31-12
Nov. 14	@ Rochester	L 75-92	3-3	Feb. 16	Chicago	W 90-71	32-12
Nov. 17	Boston	L 72-74	3-4	Feb. 18	@ Boston	W 85-71	33-12
Nov. 19	@ Chicago	W 85-81	4-4	Feb. 19	@ Providence	W 94-80	34-12
Nov. 21	Baltimore	W 94-81	5-4	Feb. 22	@ New York	W 101-74	35-12
Nov. 23	@ Indianapolis	W 88-82	6-4	Feb. 24	Fort Wayne	W 77-73	36-12
Nov. 24	Providence	W 117-89	7-4	Feb. 26	@ Baltimore	W 115-114 (2OT)	37-12
Nov. 27	@ St. Louis	W 87-71	8-4	Feb. 27	@ Fort Wayne	L 50-74	37-13
Nov. 28	Philadelphia	W 88-67	9-4	Mar. 3	@ Indianapolis	W 82-79	38-13
Nov. 30	Boston at Chicago	W 94-84	10-4	Mar. 6	Providence	W 68-59	39-13
Dec. 1	@ Fort Wayne	L 74-84	10-5	Mar. 9	Boston	W 74-67	40-13
Dec. 4	@ Chicago	L 100-104	10-6	Mar. 10	@ St. Louis	L 71-88	40-14
Dec. 5	St. Louis	W 78-68	11-6	Mar. 12	Indianapolis at Chicago	W 97-69	41-14
Dec. 8	Washington	L 83-94	11-7	Mar. 13	New York	W 100-90	42-14
Dec. 10	@ Rochester	W 96-75	12-7	Mar. 16	@ Washington	L 72-85	42-15
Dec. 12	Rochester	W 67-58	13-7	Mar. 17	@ Baltimore	L 67-101	42-16
Dec. 15	Indianapolis	W 79-61	14-7	Mar. 19	@ Rochester	W 99-85	43-16
Dec. 19	Chicago	W 94-84	15-7	Mar. 20	Philadelphia	W 91-78	44-16
Dec. 21	@ Philadelphia	L 64-72	15-8				
Dec. 22	@ New York	L 79-97	15-9				
Dec. 26	Rochester	W 99-90	16-9				
Dec. 29	Washington	W 91-68	17-9				
Jan. 1	Fort Wayne	W 92-72	18-9				
Jan. 5	St. Louis	W 101-76	19-9				
Jan. 8	@ St. Louis	L 59-64	19-10				
Jan. 9	St. Louis	W 74-58	20-10				
Jan. 12	Providence	W 98-64	21-10				
Jan. 16	Indianapolis	W 75-66	22-10				
Jan. 18	@ Indianapolis	W 81-56	23-10				
Jan. 20	Fort Wayne	W 83-65	24-10				
Jan. 23	Philadelphia	W 89-71	25-10				
Jan. 26	Chicago	W 84-49	26-10				
Jan. 31	Washington	W 84-79	27-10				
Feb. 2	@ Fort Wayne	W 82-79	28-10				



1949-50 MINNEAPOLIS LAKERS



51-17 - 1ST IN CENTRAL DIVISION

Head Coach: John Kundla
Standing: Slater Martin, Billy Hassett, Don Carlson, Herm Schaefer, Bob Harrison, Tony Jaros, Bud Grant, Arnie Ferrin, Jim Pollard, Vern Mikkelsen, George Mikan
Not pictured: Normie Glick, Gene Stump, Lefty Walther



NBA Champions

1949-50 REGULAR SEASON STATISTICS / GAME-BY-GAME RESULTS

	G	FGM	FGA	Pct.	FTM	FTA	Pct.	Ast.	PF	SCORING	Pts.	Avg.
Mikan	68	649	1595	.407	567	728	.779	197	297	1865	27.4	
Pollard	66	394	1140	.346	185	242	.764	252	143	973	14.7	
Mikkelsen	68	288	722	.399	215	286	.752	123	222	791	11.6	
Ferrin	63	132	396	.333	76	109	.697	95	147	340	5.4	
Schaefer	65	122	314	.389	86	101	.851	203	104	330	5.1	
Harrison	66	125	348	.359	50	74	.676	131	175	300	4.5	
Martin	67	106	302	.351	59	93	.634	148	162	271	4.0	
Carlson	57	99	290	.341	69	95	.726	76	126	267	4.7	
Jaros	61	84	289	.291	72	96	.750	60	106	240	3.9	
Hassett†	42	38	145	.262	35	67	.522	69	82	111	2.6	
Grant	35	42	115	.365	7	17	.412	19	36	91	2.6	
Walther*	22	32	80	.400	11	21	.524	10	39	75	3.4	
Stump*	23	27	95	.284	7	14	.500	23	32	61	2.7	
Glick	1	1	1	1.000	0	0	-	1	2	2	2.0	

*Finished season with another team. †Totals with Lakers only.

DATE	OPPONENT	BOX SCORE	W / L	DATE	OPPONENT	BOX SCORE	W / L
Nov. 2	@ Philadelphia	W 81-69	1-0	Jan. 17	@ Boston	W 105-79	27-12
Nov. 5	@ Baltimore	W 92-77	2-0	Jan. 18	@ Washington	W 76-68	28-12
Nov. 8	@ Washington	W 68-66	3-0	Jan. 19	@ New York	W 94-83	29-12
Nov. 10	@ Boston	W 98-84	4-0	Jan. 20	@ Philadelphia	L 89-90	29-13
Nov. 12	@ Chicago	L 79-86	4-1	Jan. 22	Chicago	W 103-75	30-13
Nov. 16	St. Louis	W 94-71	5-1	Jan. 24	@ Chicago	W 80-68	31-13
Nov. 17	@ St. Louis	L 65-78	5-2	Jan. 25	St. Louis	W 85-78	32-13
Nov. 19	@ Anderson	L 80-83	5-3	Jan. 29	Washington	W 88-60	33-13
Nov. 20	Indianapolis	W 121-95	6-3	Feb. 1	New York	W 96-81	34-13
Nov. 23	Baltimore	W 84-71	7-3	Feb. 2	@ Fort Wayne	W 79-78	35-13
Nov. 25	@ Detroit	W 101-81	8-3	Feb. 5	Philadelphia	W 100-67	36-13
Nov. 27	Chicago	L 82-96	8-4	Feb. 9	Washington	W 71-59	37-13
Nov. 30	New York	W 102-92	9-4	Feb. 12	Boston	W 88-70	38-13
Dec. 1	@ Indianapolis	L 68-86	9-5	Feb. 15	Rochester	W 92-70	39-13
Dec. 3	@ Chicago	W 91-80	10-5	Feb. 16	@ St. Louis	W 72-71	40-13
Dec. 4	Rochester	W 95-80	11-5	Feb. 17	Waterloo at St. Paul	W 80-74	41-13
Dec. 7	Washington	W 93-76	12-5	Feb. 19	Chicago	W 96-83	42-13
Dec. 8	@ Fort Wayne	L 66-87	12-6	Feb. 22	St. Louis	W 100-57	43-13
Dec. 10	Detroit at Rochester	W 89-76	13-6	Feb. 25	@ Rochester	L 64-66	43-14
Dec. 11	Philadelphia	W 90-81	14-6	Feb. 26	Tri-Cities	W 80-66	44-14
Dec. 14	@ New York	L 84-94	14-7	Feb. 28	Fort Wayne	W 71-65	45-14
Dec. 15	@ Baltimore	L 68-87	14-8	Mar. 2	@ Baltimore	W 88-68	46-14
Dec. 18	Boston	W 77-72	15-8	Mar. 3	@ Philadelphia	L 61-66	46-15
Dec. 20	@ Rochester	L 62-87	15-9	Mar. 4	@ New York	W 84-75	47-15
Dec. 21	@ Washington	W 75-61	16-9	Mar. 5	@ Syracuse	L 75-84	47-16
Dec. 22	@ Boston	L 69-87	16-10	Mar. 7	Sheboygan	W 90-73	48-16
Dec. 25	Fort Wayne	W 72-58	17-10	Mar. 8	Phil. at St. Paul	W 68-65	49-16
Dec. 26	@ Tri-Cities	W 78-76	18-10	Mar. 12	New York	W 87-66	50-16
Dec. 28	Baltimore	W 88-77	19-10	Mar. 15	Baltimore	W 96-62	51-16
Dec. 31	@ Waterloo	W 86-68	20-10	Mar. 19	@ Fort Wayne	L 67-69	51-17
Jan. 1	Anderson	W 87-75	21-10				
Jan. 4	Fort Wayne	W 91-75	22-10				
Jan. 5	@ Sheboygan	L 82-85	22-11				
Jan. 8	Boston	W 85-80	23-11				
Jan. 11	Syracuse	W 98-88	24-11				
Jan. 12	@ St. Louis	W 89-73	25-11				
Jan. 14	@ Rochester	L 77-83	25-12				
Jan. 15	Rochester	W 85-73	26-12				



* Overtime games as available



1950-51 MINNEAPOLIS LAKERS



44-24 - 1ST IN WESTERN DIVISION

Head Coach: John Kundla
Players: Arnie Ferrin, Bud Grant, Bob Harrison, Joe Hutton, Tony Jaros, Slater Martin, George Mikan, Vern Mikkelsen, Kevin O'Shea, Jim Pollard, Ed Beach

1950-51 REGULAR SEASON STATISTICS / GAME-BY-GAME RESULTS

	G	FGM	FGA	Pct.	FTM	FTA	Pct.	Reb.	Ast.	PF	Dq.	SCORING	
												Pts.	Avg.
Mikan	68	678	1584	.428	576	717	.803	958	208	308	14	1932	28.4
Mikkelsen	64	359	893	.402	186	275	.676	655	181	260	13	904	14.1
Pollard	54	256	728	.352	117	156	.750	484	184	157	4	629	11.6
Martin	68	227	627	.362	121	177	.684	246	235	199	3	575	8.5
Harrison	68	150	432	.347	101	128	.789	172	195	218	5	401	5.9
Ferrin	68	119	373	.319	114	164	.695	271	107	220	8	352	5.2
O'Shea	63	87	267	.326	97	134	.724	125	100	99	1	271	4.3
Jaros	63	88	287	.307	65	103	.631	131	72	131	0	241	3.8
Grant	61	53	184	.288	52	83	.627	115	71	106	0	158	2.6
Hutton	60	59	180	.328	29	43	.647	102	53	89	1	147	2.5
Beach*	11	8	35	.229	6	9	.667	25	2	14	0	22	2.0

*Finished season with another team.

DATE	OPPONENT	BOX SCORE	W / L	DATE	OPPONENT	BOX SCORE	W / L
Nov. 1	@ Baltimore	L 71-81	0-1	Jan. 23	Baltimore at Johnstown	W 89-79	27-15
Nov. 4	@ Washington	W 91-85	1-1	Jan. 18	@ New York	L 78-95	24-15
Nov. 5	@ Syracuse	L 87-90	1-2	Jan. 20	Fort Wayne at Milw.	W 89-70	25-15
Nov. 9	@ Boston	L 71-76	1-3	Jan. 21	Tri-Cities	W 89-82	26-15
Nov. 12	Philadelphia	W 83-70	2-3	Jan. 25	@ Philadelphia	W 90-71	28-15
Nov. 15	Syracuse	W 72-71 (OT)	3-3	Jan. 28	Indianapolis	W 101-75	29-15
Nov. 16	@ New York	L 69-71	3-4	Jan. 31	Tri-Cities	W 106-78	30-15
Nov. 18	@ Rochester	W 86-77 (2OT)	4-4	Feb. 3	@ Indianapolis	W 89-84	31-15
Nov. 19	Rochester	W 90-77	5-4	Feb. 4	Boston Celtics	W 98-84	32-15
Nov. 22	Fort Wayne	L 18-19	5-5	Feb. 7	@ Fort Wayne	L 86-96	32-16
Nov. 23	@ Fort Wayne	L 63-73	5-6	Feb. 8	Rochester	W 69-58	33-16
Nov. 26	Baltimore	W 85-71	6-6	Feb. 11	Indianapolis	W 91-78	34-16
Nov. 29	Tri-Cities	W 85-66	7-6	Feb. 14	Baltimore	W 99-71	35-16
Dec. 1	@ Indianapolis	L 65-66	7-7	Feb. 16	@ Indianapolis	W 76-71	36-16
Dec. 3	Philadelphia	W 95-83	8-7	Feb. 17	@ Rochester	L 82-87	36-17
Dec. 6	New York	W 84-62	9-7	Feb. 18	@ Syracuse	L 80-91	36-18
Dec. 9	@ Tri-Cities	W 88-79	10-7	Feb. 21	Syracuse	W 82-76	37-18
Dec. 10	Tri-Cities	W 114-101	11-7	Feb. 24	Fort Wayne	W 95-78	38-18
Dec. 13	Rochester	L 72-82	11-8	Feb. 25	Indianapolis	L 73-75	38-19
Dec. 15	@ Indianapolis	W 82-71	12-8	Feb. 27	Tri-Cities at Milw.	W 83-77	39-19
Dec. 16	@ Tri-Cities	W 86-71	13-8	Feb. 28	@ Fort Wayne	L 73-77	39-20
Dec. 17	Indianapolis	W 79-60	14-8	Mar. 1	@ Philadelphia	L 77-97	39-21
Dec. 19	@ Philadelphia	L 67-71	14-9	Mar. 3	@ Tri-Cities	W 99-88	40-21
Dec. 20	@ Baltimore	L 84-91	14-10	Mar. 4	@ Boston	L 86-92	40-22
Dec. 23	@ Boston	L 81-87	14-11	Mar. 6	@ Rochester	L 79-90	40-23
Dec. 25	Washington	W 93-79	15-11	Mar. 8	@ New York	L 94-97	40-24
Dec. 27	Baltimore	W 81-63	16-11	Mar. 11	Boston	W 98-96 (2OT)	41-24
Dec. 28	@ Rochester	L 67-75	16-12	Mar. 14	Syracuse	W 100-76	42-24
Dec. 31	Philadelphia	W 83-73	17-12	Mar. 17	@ Tri-Cities	W 92-91	43-24
Jan. 1	@ Fort Wayne	L 70-83	17-13	Mar. 18	New York	W 86-68	44-24
Jan. 3	Fort Wayne	W 86-64	18-13				
Jan. 4	@ Syracuse	W 80-77	19-13				
Jan. 5	Boston	W 69-54	20-13				
Jan. 7	Rochester	W 69-57	21-13				
Jan. 10	New York	W 70-65	22-13				
Jan. 11	@ Tri-Cities	W 113-109	23-13				
Jan. 14	Indianapolis	W 86-84	24-13				
Jan. 16	@ Indianapolis	L 68-82	24-14				



1951-52 MINNEAPOLIS LAKERS



40-26 - 2ND IN WESTERN

DIVISION

Head Coach: John Kundla

Standing: Slater Martin, Joe Hutton, Frank Saul,
Bob Harrison, Jim Pollard, Howie Schultz,
Vern Mikkelsen, Lew Hitch, George Mikan

Not pictured: John Pilch, Whitey Skoog



NBA Champions

1951-52 REGULAR SEASON STATISTICS / GAME-BY-GAME RESULTS

	G	Min.	FGM	FGA	Pct.	FTM	FTA	Pct.	Reb.	Ast.	PF	Dq.	SCORING	
													Pts.	Avg.
Mikan	64	2572	545	1414	.385	433	555	.780	866	194	286	14	1523	23.8
Mikkelsen	66	2345	363	866	.419	283	372	.761	681	180	282	16	1009	15.3
Pollard	65	2545	411	1155	.356	183	260	.704	593	234	199	4	1005	15.5
Martin	66	2480	237	632	.375	142	190	.747	228	249	226	9	616	9.3
Sault	25	759	72	185	.389	71	93	.763	-	68	66	-	215	8.6
Harrison	65	1712	156	487	.320	89	124	.718	160	188	203	9	401	6.2
Schultz	66	1301	89	315	.283	90	119	.756	246	102	197	13	288	4.1
Skoog	35	988	102	296	.345	30	38	.789	122	60	94	4	234	6.7
Hitch	61	849	77	215	.358	63	94	.670	243	50	89	3	217	3.6
Hutton	60	723	53	158	.335	49	70	.700	85	62	110	1	155	2.6
Pilch	9	41	1	10	.100	3	6	.500	9	2	10	0	5	0.6

†Totals with Lakers only.

DATE	OPPONENT	BOX SCORE	W / L	DATE	OPPONENT	BOX SCORE	W / L
Nov. 3	@ Rochester	W 93-74	1-0	Jan. 20	Rochester	W 91-81 (2OT)	25-14
Nov. 4	@ Syracuse	L 67-98	1-1	Jan. 23	Syracuse	L 97-99 (OT)	25-15
Nov. 9	@ Philadelphia	L 86-98	1-2	Jan. 26	@ Milwaukee	W 57-56	26-15
Nov. 10	@ New York	W 89-73	2-2	Jan. 27	Milwaukee	W 91-62	27-15
Nov. 11	@ Boston	L 72-77	2-3	Jan. 30	New York	W 77-65	28-15
Nov. 12	@ Baltimore	W 90-80	3-3	Jan. 31	@ Fort Wayne	W 85-78	29-15
Nov. 13	@ Indianapolis	W 77-71	4-3	Feb. 1	@ Indianapolis	L 77-85	29-16
Nov. 17	Fort Wayne	W 68-64	5-3	Feb. 3	Rochester	W 77-75	30-16
Nov. 22	Rochester	W 70-65 (2OT)	6-3	Feb. 7	Rochester	W 86-75	31-16
Nov. 24	@ Milwaukee	W 72-59	7-3	Feb. 9	Fort Wayne	L 67-70	31-17
Nov. 25	Indianapolis	W 82-73	8-3	Feb. 10	@ Milwaukee	L 69-70 (2OT)	31-18
Nov. 28	Boston	W 90-76	9-3	Feb. 14	Milw. at Grand Forks	W 109-74	32-18
Dec. 1	Fort Wayne	W 89-69	10-3	Feb. 16	Boston at St. Paul	L 75-77	32-19
Dec. 2	@ Fort Wayne	L 61-63	10-4	Feb. 17	@ Fort Wayne	L 87-99	32-20
Dec. 5	Syracuse	L 81-83 (OT)	10-5	Feb. 19	@ New York	L 96-98	32-21
Dec. 8	Baltimore at St. Paul	W 85-64	11-5	Feb. 20	@ Baltimore	W 93-78	33-21
Dec. 9	Indianapolis	L 78-85	11-6	Feb. 21	@ Syracuse	L 80-88	33-22
Dec. 11	@ Indianapolis	L 69-85	11-7	Feb. 23	@ Rochester	W 83-73	34-22
Dec. 12	Baltimore	W 99-79	12-7	Feb. 24	@ Fort Wayne	L 70-83	34-23
Dec. 16	Milwaukee	W 99-52	13-7	Feb. 25	Philadelphia	W 108-95	35-23
Dec. 18	@ New York	L 67-69	13-8	Mar. 1	Indianapolis at St. Paul	W 98-88	36-23
Dec. 21	@ Philadelphia	L 103-105	13-9	Mar. 2	@ Milwaukee	W 96-85	37-23
Dec. 22	@ Baltimore	W 96-90 (3OT)	14-9	Mar. 4	@ Philadelphia	L 81-83	37-24
Dec. 23	@ Fort Wayne	L 79-81	14-10	Mar. 5	@ Boston	L 74-82	37-25
Dec. 25	Boston	W 100-93	15-10	Mar. 8	@ Rochester	L 92-94 (OT)	37-26
Dec. 30	Philadelphia	W 93-64	16-10	Mar. 9	Rochester	W 96-90	38-26
Jan. 1	Syracuse	W 82-80	17-10	Mar. 12	New York	W 85-83	39-26
Jan. 4	Fort Wayne at St. Paul	W 79-64	18-10	Mar. 16	Baltimore	W 126-82	40-26
Jan. 5	Indianapolis at Hibbing	W 86-65	19-10				
Jan. 6	New York	W 107-92	20-10				
Jan. 8	@ Indianapolis	L 75-82	20-11				
Jan. 9	Indianapolis	W 91-74	21-11				
Jan. 11	@ Milwaukee	W 75-63	22-11				
Jan. 12	Milwaukee at KC, MO	W 96-84	23-11				
Jan. 13	Philadelphia	L 81-88	23-12				
Jan. 16	@ Boston	W 108-94	24-12				
Jan. 17	@ Syracuse	L 105-110 (3OT)	24-13				
Jan. 19	@ Rochester	L 85-96	24-14				



* Overtime games as available



1952-53 MINNEAPOLIS LAKERS



48-22- 1ST IN WESTERN DIVISION

Head Coach: John Kundla
 Standing: Slater Martin, Frank Saul, Jim Holstein,
 Vern Mikkelsen, Lew Hitch,
 George Mikán, Jim Pollard, Bob Harrison,
 Whitey Skoog
 Not pictured: Howie Schultz

NBA Champions

1952-53 REGULAR SEASON STATISTICS / GAME-BY-GAME RESULTS

	G	Min.	FGM	FGA	Pct.	FTM	FTA	Pct.	Reb.	Ast.	PF	Dq.	SCORING	
													Pts.	Avg.
Mikan	70	2651	500	1252	.399	442	567	.780	1007	201	290	12	1442	20.6
Mikkelsen	70	2465	378	868	.435	291	387	.752	654	148	289	14	1047	15.0
Pollard	66	2403	333	933	.357	193	251	.769	452	231	194	3	859	13.0
Martin	70	2556	260	634	.410	224	287	.780	186	250	246	4	744	10.6
Saul	70	1796	187	471	.397	142	200	.710	141	110	174	3	516	7.4
Harrison	70	1643	195	518	.376	107	165	.648	153	160	264	16	497	7.1
Holstein	66	989	98	274	.358	70	105	.667	173	74	128	1	266	4.0
Hitch	70	1027	89	255	.349	83	136	.610	275	66	122	2	261	3.7
Skoog	68	996	102	264	.386	46	61	.754	121	82	137	2	250	3.7
Schultz	40	474	24	90	.267	43	62	.694	80	29	73	1	91	2.3

DATE	OPPONENT	BOX SCORE	W / L	DATE	OPPONENT	BOX SCORE	W / L
Nov. 1	Boston	W 94-91	1-0	Jan. 17	@ Rochester	L 101-109	29-10
Nov. 2	@ Fort Wayne	W 81-69	2-0	Jan. 18	Milwaukee	L 70-83	29-11
Nov. 5	@ Baltimore	W 97-75	3-0	Jan. 23	@ Milwaukee at Ind.	L 65-67	29-12
Nov. 8	@ Philadelphia	W 93-71	4-0	Jan. 25	Boston	W 87-82	30-12
Nov. 9	@ Syracuse	L 89-96	4-1	Jan. 27	Ft. Wayne at Grand Forks	W 96-76	31-12
Nov. 11	@ Boston	W 101-92	5-1	Jan. 29	Syracuse	L 65-83	31-13
Nov. 13	@ New York	L 91-100	5-2	Jan. 31	Fort Wayne	W 87-80	32-13
Nov. 15	@ Rochester	L 89-97	5-3	Feb. 1	@ Fort Wayne	W 92-76	33-13
Nov. 16	Milwaukee	W 87-51	6-3	Feb. 3	@ Indianapolis	L 93-96 (3OT)	33-14
Nov. 20	@ Fort Wayne	W 89-81	7-3	Feb. 5	New York	W 81-73	34-14
Nov. 22	Fort Wayne	W 96-89	8-3	Feb. 7	@ Rochester	L 72-87	34-15
Nov. 23	@ Milwaukee	W 62-46	9-3	Feb. 8	Indianapolis	W 71-67	35-15
Nov. 27	Indianapolis	W 90-69	10-3	Feb. 12	Syracuse	W 91-81	36-15
Nov. 28	@ Indianapolis	W 97-82	11-3	Feb. 14	Philadelphia	W 92-84	37-15
Nov. 29	@ Rochester	L 71-83	11-4	Feb. 15	@ Milwaukee	W 80-71	38-15
Nov. 30	Philadelphia	W 91-66	12-4	Feb. 17	Baltimore at St. Paul	L 70-74	38-16
Dec. 1	Baltimore at St. Paul	W 89-67	13-4	Feb. 19	Rochester	W 107-87	39-16
Dec. 3	@ Boston	W 106-102	14-4	Feb. 21	Fort Wayne	W 85-75	40-16
Dec. 4	@ New York	W 81-71	15-4	Feb. 22	@ Fort Wayne	L 78-90	40-17
Dec. 6	New York	W 85-78	16-4	Feb. 24	@ New York	L 63-79	40-18
Dec. 8	@ Indianapolis at Milw.	L 76-81	16-5	Feb. 25	@ Baltimore	W 85-72	41-18
Dec. 11	Syracuse	W 82-79	17-5	Feb. 26	@ Philadelphia	W 85-73	42-18
Dec. 14	Rochester	W 95-77	18-5	Feb. 27	Philadelphia at Clev.	W 98-75	43-18
Dec. 19	@ Indianapolis	W 87-69	19-5	Mar. 1	Philadelphia at St. Paul	W 102-80	44-18
Dec. 20	@ Milwaukee	L 75-86	19-6	Mar. 3	Fort Wayne at Milw.	W 86-68	45-18
Dec. 25	Indianapolis	W 90-73	20-6	Mar. 5	@ Syracuse	L 91-94	45-19
Dec. 27	Boston	W 94-71	21-6	Mar. 6	@ Boston	L 85-100	45-20
Dec. 28	Milwaukee	W 86-77	22-6	Mar. 7	@ Rochester	L 82-84	45-21
Dec. 30	@ Indianapolis	L 69-74	22-7	Mar. 8	Milwaukee	W 100-73	46-21
Dec. 31	Baltimore	L 82-56	23-7	Mar. 9	@ Ind. at Moorhead	L 83-95	46-22
Jan. 2	Milwaukee at Chicago	W 74-66	24-7	Mar. 12	Rochester	W 89-77	47-22
Jan. 3	Milwaukee at Hibbing	W 79-75	25-7	Mar. 17	@ Indianapolis	W 73-71	48-22
Jan. 4	Rochester	W 83-80 (OT)	26-7				
Jan. 6	@ Rochester at Milw.	L 69-85	26-8				
Jan. 8	@ Syracuse	L 67-75	26-9				
Jan. 10	Fort Wayne at St. Paul	W 84-79	27-9				
Jan. 11	New York	W 85-79	28-9				
Jan. 14	@ Baltimore	W 112-104 (2OT)	29-9				



1953-54 MINNEAPOLIS LAKERS



46-26 - 1ST IN WESTERN DIVISION

Head Coach: John Kundla
 Standing: Slater Martin, Frank Saul, Jim Holstein,
 Jim Pollard, Clyde Lovellette,
 George Mikan, Vern Mikkelsen,
 Dick Schnittker, Whitey Skoog
 Not pictured: James Fritsche, Bob Harrison



NBA Champions

1953-54 REGULAR SEASON STATISTICS / GAME-BY-GAME RESULTS

	G	Min.	FGM	FGA	Pct.	FTM	FTA	Pct.	Reb.	Ast.	PF	Dq.	SCORING	
													Pts.	Avg.
Mikan	72	2362	441	1160	.380	424	546	.777	1028	174	268	4	1306	18.1
Pollard	71	2483	326	882	.370	179	230	.778	500	214	161	0	831	11.7
Mikkelsen	72	2247	288	771	.374	221	298	.742	615	119	264	7	797	11.1
Martin	69	2472	254	654	.388	176	243	.724	166	253	198	3	684	9.9
Lovellette	72	1255	237	560	.423	114	164	.695	419	51	210	2	588	8.2
Skoog	71	1877	212	530	.400	72	97	.742	224	179	234	5	496	7.0
Saul	71	1905	162	467	.347	128	170	.753	159	139	149	3	452	6.4
Harrison*	64	1443	144	449	.321	94	158	.595	130	139	218	-	382	6.0
Fritsche**	71	1040	122	307	.397	86	132	.652	178	59	178	3	330	4.6
Holstein	68	1221	116	379	.306	49	68	.721	217	73	103	0	281	4.1
	70	1155	88	288	.306	64	112	.571	204	79	140	0	240	3.4

*Harrison - Played with Minneapolis, Milwaukee (totals w/ both teams). **Fritsche - Played with Minneapolis, Baltimore (totals w/ both teams).

DATE	OPPONENT	BOX SCORE	W / L	DATE	OPPONENT	BOX SCORE	W / L
Oct. 30	@ Milwaukee	L 59-69	0-1	Jan. 18	Milwaukee at KC, MO	W 91-72	24-15
Oct. 31	@ New York	L 67-91	0-2	Jan. 23	Fort Wayne	W 75-72	25-15
Nov. 1	@ Boston	W 84-79	1-2	Jan. 26	@ Milwaukee	W 84-69	26-15
Nov. 4	@ Baltimore	W 77-75	2-2	Jan. 27	Baltimore	W 76-73	27-15
Nov. 5	@ Syracuse	W 77-65	3-2	Jan. 28	Baltimore at Grand Forks	W 104-82	28-15
Nov. 7	New York	W 70-62	4-2	Jan. 30	Milwaukee	W 80-64	29-15
Nov. 10	@ Ft. Wayne at Milw.	L 62-78	4-3	Jan. 31	Boston	W 82-67	30-15
Nov. 13	@ Milwaukee	W 92-84	5-3	Feb. 2	@ Rochester	W 87-78	31-15
Nov. 14	@ Rochester	L 91-98 (3OT)	5-4	Feb. 3	New York at Boston	W 91-79	32-15
Nov. 15	Boston at NYC	W 89-74	6-4	Feb. 4	@ Baltimore	W 82-70	33-15
Nov. 17	Fort Wayne at Buffalo	W 83-66	7-4	Feb. 6	Philadelphia	W 97-94	34-15
Nov. 19	@ Philadelphia	W 107-79	8-4	Feb. 7	@ Fort Wayne	L 83-90	34-16
Nov. 21	Rochester	W 76-70	9-4	Feb. 8	Philadelphia at Spencer	W 106-91	35-16
Nov. 22	Milwaukee at Ft. Wayne	W 57-55	10-4	Feb. 9	Philadelphia at Huron	W 70-67	36-16
Nov. 26	Philadelphia	W 88-80	11-4	Feb. 11	Baltimore	W 110-82	37-16
Nov. 29	Boston	W 95-82	12-4	Feb. 12	@ Milwaukee at Toledo	L 62-71	37-17
Dec. 3	Syracuse at Moorhead	W 87-74	13-4	Feb. 13	Phila. at Grand Rapids	W 86-77	38-17
Dec. 5	Syracuse	W 90-80	14-4	Feb. 14	Rochester	W 105-77	39-17
Dec. 12	New York	W 71-67	15-4	Feb. 16	Rochester at Hibbing	W 85-79	40-17
Dec. 13	@ Roch. at Ft. Wayne	L 70-87	15-5	Feb. 18	Boston	L 92-105	40-18
Dec. 15	@ New York	L 79-80	15-6	Feb. 20	Syracuse	W 83-68	41-18
Dec. 16	Milwaukee at Boston	W 69-63	16-6	Feb. 21	@ Syracuse	L 73-100	41-19
Dec. 17	@ Baltimore	L 64-75	16-7	Feb. 22	@ Phil. at New Haven	L 72-79	41-20
Dec. 19	@ Rochester	W 91-78	17-7	Feb. 23	@ New York	W 100-82	42-20
Dec. 20	@ Syracuse	L 76-81	17-8	Feb. 25	@ Philadelphia	L 72-81	42-21
Dec. 25	Baltimore at St. Paul	L 78-88	17-9	Feb. 27	@ Baltimore	W 95-85	43-21
Dec. 26	Fort Wayne	W 77-71	18-9	Feb. 28	@ Fort Wayne	L 77-94	43-22
Dec. 27	@ Fort Wayne	W 79-75	19-9	Mar. 2	Syracuse at St. Paul	W 91-87	44-22
Dec. 30	Fort Wayne	L 80-97	19-10	Mar. 5	@ Boston	L 106-128	44-23
Jan. 2	New York	W 78-74	20-10	Mar. 6	@ Rochester	L 59-74	44-24
Jan. 4	@ Rochester at Chicago	L 84-85	20-11	Mar. 7	Milwaukee	W 65-63	45-24
Jan. 7	Rochester	W 89-71	21-11	Mar. 9	@ Rochester at Ind.	L 61-70	45-25
Jan. 9	@ Milwaukee	W 78-67	22-11	Mar. 10	New York	L 76-85	45-26
Jan. 10	Boston	W 99-85	23-11	Mar. 13	Fort Wayne	W 93-66	46-26
Jan. 13	@ Boston	L 84-88	23-12				
Jan. 14	@ Syracuse	L 71-96	23-13				
Jan. 16	Milwaukee	L 58-64	23-14				
Jan. 17	@ Fort Wayne	L 83-86	23-15				

* Overtime games as available



1954-55 MINNEAPOLIS LAKERS



40-32 - 2ND IN WESTERN DIVISION

Head Coach: John Kundla
Players: Robert Carney, Lew Hitch, Jim Holstein, Ed Kalafat, Clyde Lovellette, Slater Martin, Vern Mikkelsen, Jim Pollard, Dick Schnittker, Whitey Skoog, Don Sunderlage, Bobby Watson

1954-55 REGULAR SEASON STATISTICS / GAME-BY-GAME RESULTS

	G	Min.	FGM	FGA	Pct.	FTM	FTA	Pct.	Reb.	Ast.	PF	Dq.	SCORING	
													Pts.	Avg.
Mikkelsen	71	2559	440	1043	.422	447	598	.747	722	145	319	14	1327	18.7
Lovellette	70	2361	519	1192	.435	273	398	.686	802	100	262	6	1311	18.7
Martin	72	2784	350	919	.381	276	359	.769	260	427	221	7	976	13.6
Skoog	72	2365	330	836	.395	125	155	.806	303	251	265	10	785	10.9
Schnittker	72	1798	226	583	.388	298	362	.823	349	114	231	7	750	10.4
Pollard	63	1960	265	749	.354	151	186	.812	458	160	147	3	681	10.8
Hitch*	74	1774	167	417	.400	115	169	.680	438	125	110	0	449	6.1
Kalafat	72	1102	118	375	.315	111	168	.661	317	75	205	9	347	4.8
Holstein	62	980	107	330	.324	67	94	.713	206	58	107	0	281	4.5
Watson**	63	702	72	223	.323	31	45	.689	87	79	67	0	175	2.8
Sunderlage	45	404	33	133	.248	48	73	.658	56	37	57	0	114	2.5
Carney	19	244	24	64	.375	21	40	.525	45	16	36	0	69	3.6

*Hitch - Played with Milwaukee, Minneapolis (totals w/ both teams). **Watson - Played with Minneapolis, Milwaukee (totals w/ both teams).

DATE	OPPONENT	BOX SCORE	W / L	DATE	OPPONENT	BOX SCORE	W / L
Oct. 30	@ New York	L 83-94	0-1	Jan. 16	Philadelphia	W 106-98	20-19
Oct. 31	@ Syracuse	W 97-94	1-1	Jan. 19	Milw. at New Orleans	W 95-81	21-19
Nov. 6	Milwaukee at Buffalo	W 79-67	2-1	Jan. 20	Milw. at Shreveport	W 97-90	22-19
Nov. 7	New York	L 93-103 (OT)	2-2	Jan. 21	Milw. at Baton Rouge	W 100-92	23-19
Nov. 14	Syracuse	W 99-92	3-2	Jan. 23	Milwaukee	W 82-79	24-19
Nov. 25	Rochester	W 95-84	4-2	Jan. 27	@ Milwaukee at Huron	L 79-85	24-20
Nov. 27	@ Fort Wayne	L 81-97	4-3	Jan. 29	Fort Wayne	W 100-91	25-20
Nov. 28	Boston	W 115-108	5-3	Jan. 30	@ Fort Wayne	L 92-99	25-21
Nov. 30	@ Ft. Wayne at NYC	L 90-92	5-4	Feb. 2	New York at St. Paul	W 96-81	26-21
Dec. 1	@ Philadelphia	W 91-88	6-4	Feb. 3	New York	W 90-83	27-21
Dec. 2	@ Milw. at Ft. Wayne	L 108-117	6-5	Feb. 5	Milwaukee at Waterloo	W 103-87	28-21
Dec. 4	@ Milwaukee	L 88-95	6-6	Feb. 6	Milwaukee	L 99-101	28-22
Dec. 5	Milwaukee	W 104-102 (OT)	7-6	Feb. 8	@ New York	L 95-98	28-23
Dec. 7	@ New York	L 89-97	7-7	Feb. 9	@ New York at Boston	L 112-118	28-24
Dec. 8	@ Boston	W 101-99	8-7	Feb. 10	@ Syracuse	L 81-85	28-25
Dec. 11	@ Rochester	W 91-83	9-7	Feb. 12	@ Rochester	W 96-95	29-25
Dec. 12	New York	W 80-73	10-7	Feb. 13	Philadelphia	W 103-93	30-25
Dec. 14	@ Boston at NYC	L 108-115	10-8	Feb. 19	Fort Wayne	W 98-92	31-25
Dec. 15	@ Rochester at Buffalo	L 97-99 (OT)	10-9	Feb. 20	Rochester	W 105-92	32-25
Dec. 18	Syracuse	W 86-83	11-9	Feb. 21	Rochester at Spencer	W 112-110	33-25
Dec. 19	@ Syracuse	L 93-108	11-10	Feb. 23	@ Ft. Wayne at St. Louis	L 97-120	33-26
Dec. 25	Philadelphia	W 99-91	12-10	Feb. 24	Boston	W 112-98	34-26
Dec. 26	Boston	W 87-82	13-10	Feb. 25	@ Boston at Moorhead	L 104-107	34-27
Dec. 29	@ Boston at Hibbing	W 129-118 (OT)	14-10	Feb. 26	Fort Wayne	L 89-90	34-28
Dec. 30	@ Fort Wayne at Minot	L 76-93	14-11	Feb. 27	Rochester	W 93-84	35-28
Dec. 31	@ Fort Wayne	W 103-91	15-11	Feb. 28	Fort Wayne at St. Paul	L 88-90	35-29
Jan. 2	Rochester	L 100-102	15-12	Mar. 3	@ Roch. at Ft. Wayne	L 76-83	35-30
Jan. 3	Philadelphia at Chicago	W 76-74	16-12	Mar. 4	@ Boston	W 121-106	36-30
Jan. 4	@ Fort Wayne at Elkhart	L 92-93	16-13	Mar. 5	@ Rochester	W 107-104 (OT)	37-30
Jan. 5	@ Philadelphia	L 85-106	16-14	Mar. 6	Milwaukee	L 98-100	37-31
Jan. 6	@ Syracuse	W 117-106	17-14	Mar. 7	New York at Boston	W 97-96	38-31
Jan. 8	Syracuse	L 97-100	17-15	Mar. 9	@ Philadelphia	L 89-102	38-32
Jan. 9	@ Fort Wayne	L 86-89	17-16	Mar. 10	@ Syracuse at NYC	W 96-93	39-32
Jan. 11	Syracuse	W 93-82	18-16	Mar. 12	Phila. at Des Moines	W 86-78	40-32
Jan. 12	@ Rochester	W 102-88	19-16				
Jan. 13	@ Philadelphia	L 96-102 (OT)	19-17				
Jan. 14	@ Boston	L 95-100	19-18				
Jan. 15	@ Rochester	L 90-93	19-19				





33-39 - 3RD IN WESTERN DIVISION

Head Coach: John Kundla

Players: Ron Feireisel, Dick Garmaker, Lew Hitch, Johnny Horan, Ed Kalafat, Clyde Lovellette, Slater Martin, Charles Mencil, George Mikán, Vern Mikkelsen, Dick Schnittker, Whitey Skoog, *Bob Williams



1955-56 REGULAR SEASON STATISTICS / GAME-BY-GAME RESULTS

	G	Min.	FGM	FGA	Pct.	FTM	FTA	Pct.	Reb.	Ast.	PF	Dq.	SCORING	
													Pts.	Avg.
Lovellette	71	2518	594	1370	.434	338	469	.721	932	164	245	5	1526	21.5
Mikkelsen	72	2100	317	821	.386	328	408	.804	608	173	319	17	962	13.4
Martin	72	2838	309	863	.358	329	395	.833	260	445	202	2	947	13.2
Skoog	72	2311	340	854	.398	155	193	.803	291	255	232	5	835	11.6
Schnittker	72	1930	254	647	.393	304	355	.856	296	142	253	4	812	11.3
Kalafat	72	1639	194	540	.359	186	252	.738	440	130	236	2	574	8.0
Mikan	37	765	148	375	.395	94	122	.770	308	53	153	6	390	10.5
Garmaker	68	870	138	373	.370	112	139	.806	132	104	127	0	388	5.7
Mencil	69	973	120	375	.320	78	96	.813	110	132	74	1	318	4.6
Hitch	69	1129	94	235	.400	100	132	.758	283	77	85	0	288	4.2
Williams	20	173	21	46	.457	24	45	.533	54	7	36	1	66	3.3
Feireisel	10	59	8	28	.286	14	16	.875	6	6	9	0	30	3.0
Horan†	12	50	4	16	.250	4	5	.800	6	1	7	0	12	1.0

†Totals with Lakers only.

DATE	OPPONENT	BOX SCORE	W / L	DATE	OPPONENT	BOX SCORE	W / L
Nov. 5	@ St. Louis	L 89-101	0-1	Jan. 18	Philadelphia at St. Paul	W 105-94	17-22
Nov. 6	@ Fort Wayne	L 96-95	1-1	Jan. 19	@ Syracuse	L 100-122	17-23
Nov. 9	@ Philadelphia	L 106-117	1-2	Jan. 20	@ New York at Boston	L 109-122	17-24
Nov. 10	@ New York	L 105-112	1-3	Jan. 21	@ New York	W 109-89	18-24
Nov. 11	@ Boston	L 75-119	1-4	Jan. 22	New York	L 95-100	18-25
Nov. 12	@ Phila. at Hershey	L 89-100	1-5	Jan. 25	New York	W 104-95	19-25
Nov. 16	@ Syracuse	L 91-105	1-6	Jan. 28	Philadelphia	L 85-108	19-26
Nov. 19	@ Rochester	W 91-90	2-6	Jan. 29	St. Louis	L 107-114	19-27
Nov. 20	Rochester	L 96-104	2-7	Jan. 31	Rochester at St. Louis	W 92-86	20-27
Nov. 24	St. Louis	W 107-99	3-7	Feb. 1	Boston	W 107-106	21-27
Nov. 26	@ St. Louis	L 95-104	3-8	Feb. 2	@ Boston at St. Louis	L 101-102	21-28
Nov. 27	Philadelphia	W 99-94	4-8	Feb. 5	Rochester	L 109-121	21-29
Nov. 30	@ St. Louis at Roch.	L 97-99	4-9	Feb. 8	Fort Wayne	W 106-82	22-29
Dec. 1	New York at Phila.	W 97-90	5-9	Feb. 11	Philadelphia	L 102-117	22-30
Dec. 3	@ Syracuse	L 103-114	5-10	Feb. 12	@ Fort Wayne	L 78-82	22-31
Dec. 4	Syracuse	L 96-102	5-11	Feb. 12	Rochester at St. Louis	W 110-79	23-31
Dec. 6	@ Philadelphia at NYC	L 103-116	5-12	Feb. 15	New York at St. Paul	W 113-102	24-31
Dec. 7	@ Rochester	L 79-92	5-13	Feb. 17	@ Philadelphia	L 111-134	24-32
Dec. 10	@ Boston	L 102-118	5-14	Feb. 18	@ Rochester	W 119-99	25-32
Dec. 13	@ New York	L 91-98	5-15	Feb. 19	Rochester	W 100-93	26-32
Dec. 14	Fort Wayne at Boston	W 98-85	6-15	Feb. 22	Boston	L 90-93	26-33
Dec. 15	@ Syracuse	W 135-133 (3OT)	7-15	Feb. 26	Fort Wayne	L 90-95	26-34
Dec. 17	Rochester	W 94-92	8-15	Feb. 29	Syracuse at St. Paul	W 98-94	27-34
Dec. 18	@ Fort Wayne	L 86-96	8-16	Mar. 1	@ Philadelphia	W 102-100	28-34
Dec. 20	@ Boston at NYC	L 104-111	8-17	Mar. 2	@ Boston	L 113-119	28-35
Dec. 25	Boston	L 112-115	8-18	Mar. 3	@ Rochester	L 90-94	28-36
Dec. 28	St. Louis	L 90-111	8-19	Mar. 4	St. Louis	W 113-84	29-36
Dec. 29	St. Louis at Ft. Wayne	W 74-71	9-19	Mar. 7	Fort Wayne	W 98-95	30-36
Jan. 1	Syracuse	L 80-85	9-20	Mar. 8	@ Fort Wayne	L 82-100	30-37
Jan. 2	Fort Wayne at St. Louis	W 95-89	10-20	Mar. 9	@ St. Louis	L 102-103	30-38
Jan. 4	St. Louis at St. Paul	W 94-76	11-20	Mar. 10	@ St. Louis	L 97-105	30-39
Jan. 7	@ Rochester	L 98-103	11-21	Mar. 11	Rochester	W 126-98	31-39
Jan. 8	Syracuse	W 99-91	12-21	Mar. 13	New York at Moorhead	W 102-89	32-39
Jan. 10	Syracuse at Ft. Wayne	W 90-79	13-21	Mar. 14	Fort Wayne	W 100-96	33-39
Jan. 11	Boston at St. Paul	W 114-110	14-21				
Jan. 14	Fort Wayne	W 117-94	15-21				
Jan. 15	@ Fort Wayne	L 99-104	15-22				
Jan. 17	St. Louis at KC, MO	W 97-86	16-22				

* Overtime games as available; * First African-American Player in Lakers History



1956-57 MINNEAPOLIS LAKERS



34-38 - 2ND IN WESTERN DIVISION

Head Coach: John Kundla
 Players: Walter Dukes, Dick Garmaker, Ed Kalafat,
 Bob Leonard, Clyde Lovellette,
 Charles Mencil, Vern Mikkelsen,
 Jim Paxson, Dick Schnittker,
 Whitey Skoog, *Bob Williams

1956-57 REGULAR SEASON STATISTICS / GAME-BY-GAME RESULTS

	G	Min.	FGM	FGA	Pct.	FTM	FTA	Pct.	Reb.	Ast.	PF	Dq.	SCORING	
													Pts.	Avg.
Lovellette	69	2492	574	1348	.426	286	399	.717	932	139	251	4	1434	20.8
Garmaker	72	2406	406	1015	.400	365	435	.839	336	190	199	1	1177	16.3
Mikkelsen	72	2198	322	854	.377	342	424	.807	630	121	312	18	986	13.7
Leonard	72	1943	303	867	.349	186	241	.772	220	169	140	0	792	11.0
Dukes	71	1866	228	626	.364	264	383	.689	794	54	273	10	720	10.1
Mencil	72	1848	243	688	.353	179	240	.746	237	201	95	0	665	9.2
Kalafat	65	1617	178	507	.351	197	298	.661	425	105	243	9	553	8.5
Paxson	71	1274	138	485	.285	170	236	.720	266	86	163	3	446	6.3
Schnittker	70	997	113	351	.322	160	193	.829	185	52	144	3	386	5.5
Skoog	23	656	78	220	.355	44	47	.936	72	76	65	1	200	8.7
Williams	4	20	1	4	.250	2	3	.667	5	0	2	0	4	1.0

DATE	OPPONENT	BOX SCORE	W / L	DATE	OPPONENT	BOX SCORE	W / L
Oct. 27	@ St. Louis	L 75-97	0-1	Jan. 13	Boston	W 104-87	18-21
Oct. 28	@ Fort Wayne	L 88-94	0-2	Jan. 17	@ New York at LaCrosse	L 93-94	18-22
Nov. 1	Rochester at Johnstown	W 97-88	1-2	Jan. 20	Rochester	W 114-107	19-22
Nov. 3	@ Rochester	W 95-85	2-2	Jan. 23	Rochester at Louisville	W 107-99	20-22
Nov. 4	Rochester	W 88-87	3-2	Jan. 25	@ Boston	L 106-115	20-23
Nov. 10	@ Boston	L 110-117	3-3	Jan. 26	@ New York	L 107-122	20-24
Nov. 11	@ Rochester at NYC	L 82-94	3-4	Jan. 27	@ Syracuse	L 93-94	20-25
Nov. 14	Boston at Rochester	W 113-97	4-4	Jan. 28	@ Syracuse at Boston	L 96-112	20-26
Nov. 15	@ Syracuse	W 103-96	5-4	Jan. 29	@ Boston at NYC	L 91-103	20-27
Nov. 16	@ Philadelphia	L 97-123	5-5	Jan. 31	Fort Wayne	L 107-111	20-28
Nov. 18	Fort Wayne	L 107-111	5-6	Feb. 2	St. Louis	L 97-106	20-29
Nov. 22	Syracuse	W 111-78	6-6	Feb. 3	@ St. Louis	L 85-102	20-30
Nov. 24	@ St. Louis	W 104-102 (OT)	7-6	Feb. 6	Philadelphia	W 101-100	21-30
Nov. 25	St. Louis	L 94-95	7-7	Feb. 9	Fort Wayne	W 99-92	22-30
Nov. 27	Philadelphia at St. Louis	W 113-98	8-7	Feb. 10	@ Fort Wayne	L 100-113	22-31
Nov. 28	@ Boston at Louisville	L 93-105	8-8	Feb. 12	@ St. Louis at KC, MO	W 110-105	23-31
Dec. 1	@ Rochester	L 83-95	8-9	Feb. 13	Boston	W 115-114	24-31
Dec. 2	Philadelphia	W 106-96	9-9	Feb. 14	New York at Ft. Wayne	W 99-97	25-31
Dec. 4	@ New York	L 88-101	9-10	Feb. 15	@ Phila. at Camden	L 104-105	25-32
Dec. 6	St. Louis at Phila.	W 103-96	10-10	Feb. 16	@ New York	L 112-120	25-33
Dec. 7	@ Boston	L 114-121	10-11	Feb. 17	St. Louis	L 115-118 (OT)	25-34
Dec. 9	New York	L 91-100	10-12	Feb. 20	Rochester	W 111-103	26-34
Dec. 11	@ Philadelphia	L 111-114	10-13	Feb. 23	Syracuse	L 101-103	26-35
Dec. 12	New York at Boston	W 121-103	11-13	Feb. 24	Fort Wayne	W 123-115	27-35
Dec. 16	Rochester	W 101-97	12-13	Feb. 25	@ St. Louis at Ft. Wayne	L 94-110	27-36
Dec. 20	Roch. at Saratoga Sp.	W 105-103	13-13	Feb. 26	@ Syracuse	L 108-120	27-37
Dec. 22	@ Rochester	L 101-115	13-14	Feb. 28	@ Philadelphia	L 112-129	27-38
Dec. 23	@ Syracuse	L 97-107	13-15	Mar. 1	Rochester at Boston	W 125-117	28-38
Dec. 25	Fort Wayne at Roch.	W 100-89	14-15	Mar. 3	New York	W 119-108	29-38
Dec. 27	@ Fort Wayne	L 93-120	14-16	Mar. 7	Boston	W 109-104	30-38
Dec. 29	St. Louis	L 92-95	14-17	Mar. 8	@ Fort Wayne	W 101-97	31-38
Dec. 30	@ St. Louis	L 93-100	14-18	Mar. 10	St. Louis	W 117-104	32-38
Jan. 3	@ Fort Wayne	L 102-104	14-19	Mar. 12	Philadelphia at St. Paul	W 100-94	33-38
Jan. 6	New York	L 101-111	14-20	Mar. 13	Philadelphia	W 114-97	34-38
Jan. 8	@ Ft. Wayne at Winnipeg	L 86-87	14-21				
Jan. 9	Syracuse at Moorhead	W 93-86	15-21				
Jan. 10	@ Syracuse	W 118-110	16-21				
Jan. 12	Fort Wayne at St. Louis	W 105-87	17-21				



1957-58 MINNEAPOLIS LAKERS



19-53 - 4TH IN WESTERN DIVISION

Head Coach: George Mikan, John Kundla
Players: George Brown, Bob Burrow, Walter Devlin, Bo Erias, Ed Fleming, Larry Foust, Dick Garmaker, Rod Hundley, McCoy Ingram, Jim Krebs, Bob Leonard, Vern Mikkelsen, Dick Schnittker, Frank Selvy, Art Spoelstra



1957-58 REGULAR SEASON STATISTICS / GAME-BY-GAME RESULTS

	G	Min.	FGM	FGA	Pct.	FTM	FTA	Pct.	Reb.	Ast.	PF	Dq.	SCORING	
													Pts.	Avg.
Mikkelsen	72	2390	439	1070	.410	370	471	.786	805	166	290	20	1248	17.3
Foust	72	2200	391	982	.398	428	566	.756	876	108	299	11	1210	16.8
Garmaker	68	2216	390	988	.395	314	411	.764	365	183	190	2	1094	16.1
Leonard	66	2074	266	794	.335	205	268	.765	237	218	145	0	737	11.2
Fleming	72	1686	226	655	.345	181	255	.710	492	139	222	5	633	8.8
Krebs	68	1259	199	527	.378	135	176	.767	502	27	182	4	533	7.8
Devlin	70	1248	170	489	.348	133	172	.773	132	167	104	1	473	6.8
Schnittker	50	979	128	357	.359	201	237	.848	211	71	126	5	457	9.1
Hundley	65	1154	174	548	.318	104	162	.642	186	121	99	0	452	7.0
Spoelstra*	50	1098	141	353	.399	100	150	.667	281	51	183	-	382	7.6
Erias	18	401	59	170	.347	30	47	.638	83	26	52	1	148	8.2
Selvy†	12	231	28	84	.333	20	29	.690	35	19	21	0	76	6.3
Ingram	24	267	27	103	.262	13	28	.464	116	20	44	1	67	2.8
Burrow	14	171	22	70	.314	11	33	.333	6	15	0	0	55	3.9
Brown	1	6	0	2	.000	1	2	.500	1	0	1	0	1	1.0

*Finished with another team. †Totals with Lakers only.

DATE	OPPONENT	BOX SCORE	W / L	DATE	OPPONENT	BOX SCORE	W / L
Oct. 26	@ St. Louis	L 84-112	0-1	Jan. 12	@ St. Louis	L 105-111	9-30
Oct. 30	Detroit	L 96-115	0-2	Jan. 16	@ Cincinnati	L 108-124	9-31
Nov. 1	@ Syracuse	L 100-113	0-3	Jan. 17	St. Louis at Detroit	W 112-110 (OT)	10-31
Nov. 2	@ Philadelphia	L 108-118	0-4	Jan. 19	Detroit	W 118-111	11-31
Nov. 6	Boston	L 94-103	0-5	Jan. 22	Boston	L 87-97	11-32
Nov. 8	@ Phila. at Hershey	L 108-119	0-6	Jan. 23	Detroit at St. Pau	W 128-125 (OT)	12-32
Nov. 12	@ Boston at Detroit	L 104-107	0-7	Jan. 25	@ New York	L 116-128	12-33
Nov. 13	New York at St. Paul	W 124-106	1-7	Jan. 26	New York	L 106-109	12-34
Nov. 15	@ Detroit	W 112-104	2-7	Jan. 27	@ New York at Detroit	L 102-113	12-35
Nov. 17	Syracuse	L 98-110	2-8	Jan. 30	Cincinnati	W 105-104	13-35
Nov. 20	New York	L 101-105	2-9	Feb. 1	Syracuse	L 91-97	13-36
Nov. 21	@ New York at Detroit	L 123-124 (OT)	2-10	Feb. 2	Cincinnati	W 106-95	14-36
Nov. 23	@ Boston	L 107-131	2-11	Feb. 4	@ Phila. at Detroit	L 103-107	14-37
Nov. 24	@ Phila. at Camden	L 98-105	2-12	Feb. 5	Philadelphia	L 102-112	14-38
Nov. 26	@ Detroit at NYC	L 91-109	2-13	Feb. 7	@ Boston	L 88-114	14-39
Nov. 27	@ Cincinnati at Detroit	L 106-107	2-14	Feb. 8	@ New York	L 93-94	14-40
Nov. 30	St. Louis	W 118-113	3-14	Feb. 9	@ Cincinnati	L 104-121	14-41
Dec. 1	@ Cincinnati	L 89-90	3-15	Feb. 11	@ Cincinnati at St. Louis	L 103-106	14-42
Dec. 3	@ St. Louis at Detroit	L 108-115	3-16	Feb. 12	New York	L 97-106	14-43
Dec. 4	Boston	L 98-108	3-17	Feb. 14	St. Louis at St. Paul	L 100-104	14-44
Dec. 7	Syracuse at St. Paul	W 121-113	4-17	Feb. 15	@ Detroit	W 111-110	15-44
Dec. 10	@ Syracuse at Detroit	L 104-114	4-18	Feb. 16	Philadelphia	W 106-99	16-44
Dec. 11	Syracuse	W 110-95	5-18	Feb. 18	@ St. Louis	L 98-118	16-45
Dec. 15	St. Louis	L 118-138	5-19	Feb. 19	Detroit	L 115-117 (OT)	16-46
Dec. 18	Philadelphia	W 108-102	6-19	Feb. 22	Cincinnati	W 100-81	17-46
Dec. 21	@ Boston	L 119-140	6-20	Feb. 23	@ Cincinnati	L 93-111	17-47
Dec. 22	@ St. Louis	L 115-123	6-21	Feb. 24	@ Phila. at Bethlehem	L 95-110	17-48
Dec. 25	@ Detroit	W 106-104	7-21	Feb. 26	@ Syracuse	L 90-119	17-49
Dec. 28	Cincinnati	L 101-112	7-22	Feb. 27	@ Detroit at Phila.	L 109-112	17-50
Dec. 29	@ Cincinnati	W 111-103	8-22	Mar. 2	Philadelphia	W 102-92	18-50
Dec. 30	@ St. Louis at Dallas	L 98-105	8-23	Mar. 6	Detroit	L 116-132	18-51
Dec. 31	@ New York	L 116-142	8-24	Mar. 8	@ St. Louis	L 123-126	18-52
Jan. 1	@ Syracuse	L 109-120	8-25	Mar. 9	St. Louis	W 107-99	19-52
Jan. 5	@ Boston at Providence	L 100-113	8-26	Mar. 12	Cincinnati	L 89-96	19-53
Jan. 8	Boston at St. Paul	L 87-107	8-27				
Jan. 9	@ Syracuse	L 122-127	8-28				
Jan. 10	Detroit at Philadelphia	W 124-114	9-28				
Jan. 11	@ Detroit	L 102-129	9-29				



* Overtime games as available



1958-59 MINNEAPOLIS LAKERS



33-39 - 2ND IN WESTERN DIVISION

Head Coach: John Kundla
Players: Elgin Baylor, Boo Ellis, Ed Fleming, Larry Foust, Dick Garmaker, Steve Hamilton, Rod Hundley, Jim Krebs, Bob Leonard, Vern Mikkelsen

Western Division Champions

1958-59 REGULAR SEASON STATISTICS / GAME-BY-GAME RESULTS

	G	Min.	FGM	FGA	Pct.	FTM	FTA	Pct.	Reb.	Ast.	PF	Dq.	SCORING	
													Pts.	Avg.
Baylor	70	2855	605	1482	.408	532	685	.777	1050	287	270	4	1742	24.9
Mikkelsen	72	2139	353	904	.390	286	355	.806	570	159	246	8	992	13.8
Garmaker	72	2493	350	885	.395	284	368	.772	325	211	226	3	984	13.7
Foust	72	1933	301	771	.390	280	366	.765	627	91	233	5	882	12.3
Hundley	71	1664	259	719	.360	164	218	.752	250	205	139	0	682	9.6
Krebs	72	1578	271	679	.399	92	123	.748	491	50	212	4	634	8.8
Leonard	58	1598	206	552	.373	120	160	.750	178	186	119	0	532	9.2
Fleming	71	1132	162	419	.387	137	190	.721	281	89	148	1	461	6.5
Ellis	72	1202	163	379	.430	102	144	.708	380	59	137	0	428	5.9
Hamilton	67	847	109	294	.371	74	109	.679	220	36	144	2	292	4.4

DATE	OPPONENT	BOX SCORE	W / L	DATE	OPPONENT	BOX SCORE	W / L
Oct. 22	Cincinnati	W 99-79	1-0	Jan. 8	St. Louis at Dallas	W 95-93	16-23
Oct. 25	@ Cincinnati	L 94-110	1-1	Jan. 11	@ Boston at SF	L 106-109	16-24
Oct. 26	Detroit	W 108-100	2-1	Jan. 12	@ Boston at Seattle	L 108-117	16-25
Oct. 29	St. Louis	L 100-112	2-2	Jan. 13	@ St. Louis	L 95-110	16-26
Nov. 1	@ St. Louis	W 108-101	3-2	Jan. 15	@ Syracuse	L 105-111	16-27
Nov. 6	Philadelphia	W 103-101	4-2	Jan. 16	@ Cin. at Charleston	L 91-95	16-28
Nov. 8	New York	L 100-108	4-3	Jan. 18	Philadelphia	W 119-98	17-28
Nov. 9	@ Syracuse	L 97-101	4-4	Jan. 25	@ Philadelphia	L 111-125	17-29
Nov. 11	@ Boston	L 113-116	4-5	Jan. 28	Syracuse	W 112-109	18-29
Nov. 13	@ Detroit at NYC	L 110-119	4-6	Jan. 29	@ Syracuse at Houston	L 91-117	18-30
Nov. 15	@ Philadelphia	L 101-106	4-7	Jan. 30	Detroit at St. Louis	W 88-86	19-30
Nov. 16	@ New York	L 90-98	4-8	Jan. 31	@ St. Louis at Detroit	L 96-120	19-31
Nov. 20	Syracuse	W 121-102	5-8	Feb. 7	Philadelphia	W 109-97	20-31
Nov. 22	@ St. Louis	L 109-114	5-9	Feb. 8	@ Detroit	W 115-103	21-31
Nov. 23	Detroit	L 109-124	5-10	Feb. 9	New York	W 128-122	22-31
Nov. 24	@ Boston at Charlotte	L 104-123	5-11	Feb. 10	Cincinnati at Houston	W 118-100	23-31
Nov. 25	@ Detroit	W 98-90	6-11	Feb. 11	Cincinnati at SF	W 106-105	24-31
Nov. 28	Cincinnati	W 114-93	7-11	Feb. 12	@ Cincinnati at Portland	L 114-119	24-32
Nov. 29	@ Syracuse	W 108-105	8-11	Feb. 14	@ St. Louis	L 96-139	24-33
Nov. 30	@ Cincinnati	W 84-77	9-11	Feb. 15	St. Louis	W 109-98	25-33
Dec. 6	@ Cincinnati at St. Louis	L 128-132 (3OT)	9-12	Feb. 17	@ Detroit	W 97-90	26-33
Dec. 9	@ New York	L 97-110	9-13	Feb. 18	Detroit	W 105-95	27-33
Dec. 11	Syracuse	L 99-101 (OT)	9-14	Feb. 20	New York at Detroit	W 116-106	28-33
Dec. 14	New York	L 99-100	9-15	Feb. 22	@ St. Louis	L 108-120	28-34
Dec. 18	Detroit	W 113-104	10-15	Feb. 25	Cincinnati at Detroit	W 116-96	29-34
Dec. 20	Philadelphia	W 99-88	11-15	Feb. 27	@ Boston	L 139-173	29-35
Dec. 25	@ Detroit at NYC	L 97-98 (OT)	11-16	Feb. 28	@ New York	L 107-112	29-36
Dec. 26	@ Boston at Detroit	L 99-107	11-17	Mar. 1	Philadelphia at Camden	W 100-108	30-36
Dec. 27	Boston	L 94-112	11-18	Mar. 3	@ Boston at Providence	L 112-119	30-37
Dec. 28	@ Cincinnati	L 116-120	11-19	Mar. 4	@ Cincinnati	L 122-128	30-38
Dec. 29	@ Phila. at St. Louis	L 93-95	11-20	Mar. 5	New York at Philadelphia	W 135-115	31-38
Dec. 30	Syracuse at Phila.	W 118-113	12-20	Mar. 6	@ Detroit	W 99-98	32-38
Jan. 1	@ Syracuse	W 106-105	13-20	Mar. 8	St. Louis	W 120-104	33-38
Jan. 2	New York	W 107-97	14-20	Mar. 11	Detroit	L 118-123	33-39
Jan. 4	@ Philadelphia	W 111-95	15-20				
Jan. 5	@ Boston	L 106-118	15-21				
Jan. 6	@ St. Louis at NYC	L 95-112	15-22				
Jan. 7	@ St. Louis at Houston	L 78-89	15-23				



1959-60 MINNEAPOLIS LAKERS



25-50 - 3RD IN WESTERN DIVISION

Head Coach: John Castellani, Jim Pollard
Players: Elgin Baylor, Boo Ellis, Ray Felix, Ed Fleming, Larry Foust, Dick Garmaker, Steve Hamilton, Tom Hawkins, Rod Hundley, Jim Krebs, Rudy LaRusso, Bob Leonard, Nick Mantis, Frank Selvy, Charlie Share, Ron Sobie, Bobby Smith



1959-60 REGULAR SEASON STATISTICS / GAME-BY-GAME RESULTS

	G	Min.	FGM	FGA	Pct.	FTM	FTA	Pct.	Reb.	Ast.	PF	Dq.	SCORING	
													Pts.	Avg.
Baylor	70	2873	755	1781	.424	564	770	.732	1150	243	234	2	2074	29.6
LaRusso	71	2092	355	913	.389	265	357	.742	679	83	222	8	975	13.7
Hundley	73	2279	365	1019	.358	203	273	.744	390	338	194	0	933	12.8
Foust**	72	1964	312	766	.407	253	320	.791	621	96	241	7	877	12.2
Leonard	73	2074	231	717	.322	136	193	.705	245	252	171	3	598	8.2
Krebs	75	1269	237	605	.392	98	136	.721	327	38	210	2	572	7.6
Hawkins	69	1467	220	579	.380	106	164	.646	428	54	188	3	546	7.9
Garmaker*	44	1187	198	525	.377	117	163	.718	189	133	126	-	513	11.7
Selvy†	43	1091	169	427	.396	122	160	.763	127	8	76	-	460	10.7
Felix†	31	696	105	261	.402	51	79	.646	258	29	133	-	261	8.4
Ellis	46	671	64	185	.346	51	76	.671	236	27	64	2	179	3.9
Fleming	27	413	59	141	.418	53	69	.768	87	38	46	0	171	6.3
Share**	41	651	59	151	.391	53	80	.663	221	62	142	9	171	4.2
Hamilton	15	247	29	77	.377	18	23	.783	58	7	39	1	76	5.1
Smith	10	130	13	54	.241	11	16	.688	33	14	10	0	37	3.7
Mantis	10	71	10	39	.256	1	2	.500	6	9	8	0	21	2.1
Sobie†	1	13	1	4	.250	0	1	.000	2	2	4	0	2	2.0

*Finished season with another team. †Totals with Lakers only. **Share - Played 38 games in St. Louis, 3 games in Minneapolis (totals w/ both teams). **Foust - Played 47 games in Minneapolis, 25 games in St. Louis (totals w/ both teams).

DATE	OPPONENT	BOX SCORE	W / L	DATE	OPPONENT	BOX SCORE	W / L
Oct. 18	Detroit	L 105-106	0-1	Jan. 10	@ Cincinnati	W 112-106	13-26
Oct. 24	@ St. Louis	W 94-87	1-1	Jan. 14	New York at St. Paul	L 126-131	13-27
Oct. 25	@ Cincinnati	L 102-103	1-2	Jan. 15	@ Cincinnati	L 118-122	13-28
Oct. 31	@ Syracuse	L 108-117	1-3	Jan. 16	Detroit at St. Paul	L 98-105	13-29
Nov. 1	St. Louis	L 101-138	1-4	Jan. 17	@ St. Louis	L 119-135	13-30
Nov. 3	@ NY at St. Louis	L 93-99	1-5	Jan. 23	New York	L 104-115	13-31
Nov. 6	Detroit	L 113-118 (2OT)	1-6	Jan. 27	Cincinnati at Detroit	W 116-112	14-31
Nov. 7	@ Detroit	W 113-111 (OT)	2-6	Jan. 29	Syracuse	L 112-119	14-32
Nov. 8	Boston	W 136-115	3-6	Jan. 31	@ Phil. at San Francisco	L 104-114	14-33
Nov. 10	@ St. Louis	L 105-134	3-7	Feb. 1	@ Phil. at LA	L 96-103	14-34
Nov. 12	@ Detroit at NYC	L 93-107	3-8	Feb. 3	@ Boston	L 108-128	14-35
Nov. 14	@ Philadelphia	L 98-104	3-9	Feb. 5	St. Louis	L 96-114	14-36
Nov. 15	Phil. at St. Paul	W 106-100	4-9	Feb. 6	@ Detroit	L 101-116	14-37
Nov. 18	New York	L 105-106	4-10	Feb. 7	Detroit	W 104-102	15-37
Nov. 20	Detroit	W 105-85	5-10	Feb. 9	@ Boston at St. Louis	L 90-129	15-38
Nov. 21	@ Cincinnati	W 99-93 (OT)	6-10	Feb. 10	@ Syracuse at NYC	L 109-110	15-39
Nov. 25	Syracuse	L 93-100	6-11	Feb. 11	Cincinnati	L 108-111	15-40
Nov. 26	@ Cincinnati	L 95-114	6-12	Feb. 13	@ Detroit	W 123-117 (OT)	16-40
Nov. 28	@ St. Louis	L 91-102	6-13	Feb. 14	Syracuse	L 119-121	16-41
Nov. 29	Boston at St. Paul	L 93-109	6-14	Feb. 16	@ Boston at NYC	L 122-130	16-42
Dec. 1	@ New York	W 103-100	7-14	Feb. 17	@ St. Louis at Phil.	L 127-131	16-43
Dec. 3	@ Philadelphia	L 109-123	7-15	Feb. 19	St. Louis	W 111-101	17-43
Dec. 4	@ Detroit	L 101-120	7-16	Feb. 20	@ Philadelphia	L 106-122	17-44
Dec. 5	@ Syracuse	L 95-108	7-17	Feb. 21	St. Louis at LA	W 112-98	18-44
Dec. 6	Boston	L 104-121	7-18	Feb. 22	@ St. Louis at LA	L 103-113	18-45
Dec. 8	@ Syracuse at Seattle	L 89-93	7-19	Feb. 23	@ New York	W 117-112	19-45
Dec. 9	Syr. at San Francisco	W 96-86	8-19	Feb. 24	@ Bos. at College Park	L 110-131	19-46
Dec. 12	Cincinnati	L 97-107	8-20	Feb. 25	Cincinnati at Providence	W 105-95	20-46
Dec. 19	@ Cincinnati	W 131-113	9-20	Feb. 26	@ Boston	L 111-128	20-47
Dec. 25	@ St. Louis	L 96-112	9-21	Feb. 27	Philadelphia	W 109-91	21-47
Dec. 26	@ Detroit	W 108-105	10-21	Mar. 1	@ St. Louis	L 101-109	21-48
Dec. 27	Detroit	W 119-109	11-21	Mar. 2	New York at Boston	W 123-113	22-48
Dec. 28	@ Boston	L 104-107	11-22	Mar. 3	Cincinnati at Phil.	W 117-114	23-48
Dec. 30	@ Philadelphia	L 107-122	11-23	Mar. 5	St. Louis	L 106-107	23-49
Dec. 31	@ New York	L 102-127	11-24	Mar. 6	Cincinnati	W 114-105	24-49
Jan. 1	Syracuse	L 98-109	11-25	Mar. 9	@ Detroit	L 116-117	24-50
Jan. 5	@ Philadelphia at NYC	L 111-126	11-26	Mar. 10	New York	W 133-108	25-50
Jan. 9	Cincinnati	W 121-91	12-26				



* Overtime games as available



1960-61 LOS ANGELES LAKERS



36-43 - 2ND IN WESTERN DIVISION

Head Coach: Fred Schaus
Standing: Jerry West, Rod Hundley, Ron Johnson, Tom Hawkins, Frank Selvy, Bob Leonard
Seated: Elgin Baylor, Jim Krebs, Ray Felix, Rudy LaRusso, Howard Joliff
Not pictured: Gary Alcorn

1960-61 REGULAR SEASON STATISTICS / GAME-BY-GAME RESULTS

	G	Min.	FGM	FGA	Pct.	FTM	FTA	Pct.	Reb.	Ast.	PF	Dq.	PTS.	Avg.
Baylor	73	3133	931	2166	.430	676	863	.783	1447	371	279	3	2538	34.8
West	79	2797	529	1264	.419	331	497	.666	611	333	213	1	1389	17.6
LaRusso	79	2593	416	992	.419	323	409	.790	781	135	280	8	1155	14.6
Hundley	79	2179	323	921	.351	223	296	.753	289	350	144	0	869	11.0
Selvy	77	2153	311	767	.405	210	279	.753	299	246	219	3	832	10.8
Hawkins	78	1846	310	719	.431	140	235	.596	479	88	209	2	760	9.7
Krebs	75	1655	271	692	.392	75	93	.806	456	68	223	2	617	8.2
Felix	78	1510	189	508	.372	135	193	.699	539	37	302	12	513	6.6
Leonard	55	600	61	207	.295	7	100	.070	70	81	70	0	193	3.5
Joliff	46	352	46	141	.326	11	23	.478	141	16	53	0	103	2.2
Alcorn	20	174	12	40	.300	7	8	.875	50	2	47	1	31	1.6
Johnson†	8	43	2	13	.154	2	3	.667	15	1	4	0	6	0.8

DATE	OPPONENT	BOX SCORE	W / L	DATE	OPPONENT	BOX SCORE	W / L
Oct. 19	@ Cincinnati	L 123-140	0-1	Jan. 5	St. Louis	W 110-96	17-25
Oct. 22	@ St. Louis	L 96-112	0-2	Jan. 6	St. Louis	W 104-108	17-26
Oct. 24	New York	L 101-111	0-3	Jan. 10	New York	W 117-104	18-26
Oct. 25	New York	W 120-118	1-3	Jan. 11	New York	L 104-109	18-27
Oct. 28	@ Philadelphia	L 120-122	1-4	Jan. 14	Cincinnati	W 123-114	19-27
Oct. 29	@ Syracuse	L 118-125	1-5	Jan. 15	Cincinnati	L 108-109	19-28
Nov. 2	New York at Detroit	W 106-96	2-5	Jan. 19	Boston at Phila.	L 103-106	19-29
Nov. 5	Syracuse	W 112-110	3-5	Jan. 21	@ Philadelphia	L 111-136	19-30
Nov. 6	Syracuse at SF	W 119-113	4-5	Jan. 22	Syracuse at Utica	L 109-112	19-31
Nov. 9	Philadelphia at St. Louis	L 118-126	4-6	Jan. 24	Syracuse	W 116-107	20-31
Nov. 12	Boston at Providence	L 124-131	4-7	Jan. 25	Syracuse	W 117-112	21-31
Nov. 15	@ New York	W 123-108	5-7	Jan. 29	Detroit	W 137-113	22-31
Nov. 19	Detroit	W 130-122	6-7	Jan. 30	Detroit	W 117-116	23-31
Nov. 20	Detroit at SF	W 135-131	7-7	Jan. 31	Detroit at New York	L 112-121	23-32
Nov. 22	Cincinnati at NYC	W 133-118	8-7	Feb. 2	St. Louis at Phila.	W 116-115	24-32
Nov. 23	@ Cincinnati	L 118-122	8-8	Feb. 5	@ Detroit	W 125-120	25-32
Nov. 24	Cincinnati at St. Louis	W 108-100	9-8	Feb. 6	Cin. at College Park	W 110-101	26-32
Nov. 25	@ Detroit	W 141-128 (OT)	10-8	Feb. 7	Boston at NYC	L 95-96	26-33
Nov. 26	@ St. Louis	L 113-126	10-9	Feb. 8	St. Louis	W 120-103	27-33
Nov. 27	Philadelphia	L 106-113	10-10	Feb. 9	St. Louis	L 113-123	27-34
Nov. 28	Philadelphia	W 137-112	11-10	Feb. 12	@ St. Louis	W 105-95	28-34
Nov. 29	Philadelphia at NYC	L 121-122	11-11	Feb. 13	Cincinnati at Dayton	L 106-104	28-35
Dec. 1	@ Philadelphia	L 114-117	11-12	Feb. 14	Boston at St. Louis	L 93-113	28-36
Dec. 2	@ Boston	W 120-117	12-12	Feb. 16	@ Detroit	W 129-106	29-36
Dec. 4	Boston	L 103-113	12-13	Feb. 18	@ New York	W 121-106	30-36
Dec. 5	Boston	L 101-123	12-14	Feb. 19	@ Cincinnati	L 106-112	30-37
Dec. 7	@ Cincinnati	L 112-114	12-15	Feb. 20	Syr. at Morgantown	L 121-126	30-38
Dec. 10	@ St. Louis	L 108-111	12-16	Feb. 22	Boston	W 105-93	31-38
Dec. 12	St. Louis	L 103-114	12-17	Feb. 26	Philadelphia	W 121-116	32-38
Dec. 14	St. Louis	W 124-113	13-17	Feb. 27	Philadelphia	L 88-113	32-39
Dec. 16	@ Cincinnati	L 116-130	13-18	Feb. 28	@ Philadelphia	L 108-123	32-40
Dec. 17	@ Boston	L 112-140	13-19	Mar. 1	New York at Boston	W 144-107	33-40
Dec. 19	Detroit at Portland	W 107-103	14-19	Mar. 2	Syracuse at Scranton	W 114-110	34-40
Dec. 20	Detroit at Portland	L 94-97	14-20	Mar. 5	@ Syracuse	W 125-114	35-40
Dec. 26	@ New York	L 112-119	14-21	Mar. 7	@ St. Louis	L 136-137 (2OT)	35-41
Dec. 28	@ Syracuse	L 113-115	14-22	Mar. 8	@ Detroit	L 103-120	35-42
Dec. 29	New York at Phila.	W 111-95	15-22	Mar. 11	Cincinnati	W 105-108	35-43
Dec. 30	@ St. Louis	L 99-107	15-23	Mar. 12	Cincinnati	W 123-122	36-43
Jan. 1	@ Detroit	L 105-116	15-24				
Jan. 2	Detroit at Phila.	W 123-113	16-24				
Jan. 3	Boston	L 96-102	16-25				




1961-62 LOS ANGELES LAKERS



54-26 - 1ST IN WESTERN DIVISION

Head Coach: Fred Schaas
 Standing: Jerry West, Rod Hundley, Elgin Baylor, Tom Hawkins, Frank Selvy, Bob McNeill
 Seated: Rudy LaRusso, Wayne Yates, Ray Felix, Jim Krebs, Howard Joliff
 Not pictured: Bob Sims, Robert Smith



Western Division Champions

1961-62 REGULAR SEASON STATISTICS / GAME-BY-GAME RESULTS

	G	Min.	FGM	FGA	Pct.	FTM	FTA	Pct.	Reb.	Ast.	PF	Dq.	SCORING	Pts.	Avg.
West	75	3087	799	1795	.445	712	926	.769	591	402	173	4	2310	30.8	
Baylor	48	2129	680	1588	.428	476	631	.754	892	222	155	1	1836	38.3	
LaRusso	80	2754	516	1108	.466	342	448	.763	828	179	255	5	1374	17.2	
Selvy	79	2806	433	1032	.420	298	404	.738	412	381	232	0	1164	14.7	
Krebs	78	2012	312	701	.445	156	208	.750	616	110	290	9	780	10.0	
Hawkins	79	1903	289	704	.411	143	222	.644	514	95	244	7	721	9.1	
Felix †	80	1478	171	398	.430	90	130	.692	473	5	266	6	432	5.4	
Hundley	78	1492	173	509	.340	83	127	.654	199	290	129	1	425	5.5	
Joliff	64	1094	104	253	.411	41	78	.526	383	76	175	4	249	3.9	
Yates	37	263	31	105	.295	10	22	.455	94	16	72	1	72	1.9	
Sims* †	19	171	22	59	.373	19	39	.487	27	12	40	-	63	3.3	
McNeill †	29	229	22	60	.367	8	12	.667	23	40	25	0	52	1.8	
R. Smith	3	7	0	1	.000	0	0	---	0	0	1	0	0	0.0	

DATE	OPPONENT	BOX SCORE	W / L	DATE	OPPONENT	BOX SCORE	W / L
Oct. 19	Phila. at New York	W 118-113	1-0	Jan. 1	Philadelphia	W 114-111	31-11
Oct. 20	@ Philadelphia	L 115-122	1-1	Jan. 3	Philadelphia	W 124-123	32-11
Oct. 24	Cincinnati at New York	W 124-122	2-1	Jan. 7	Boston	L 95-118	32-12
Oct. 25	@ Detroit	W 120-116	3-1	Jan. 13	@ St. Louis	W 108-107	33-12
Oct. 27	Detroit	W 128-118	4-1	Jan. 14	Detroit at Ft. Wayne	L 108-118	33-13
Oct. 28	Detroit	W 135-126	5-1	Jan. 17	New York	W 129-121	34-13
Nov. 1	Cincinnati	W 120-115	6-1	Jan. 19	New York	W 108-107	35-13
Nov. 3	Cincinnati	L 114-132	6-2	Jan. 20	@ Cincinnati	W 124-125	35-14
Nov. 4	@ Chicago	W 125-112	7-2	Jan. 21	@ Chicago	L 112-111 (OT)	36-14
Nov. 7	@ St. Louis	W 127-110	8-2	Jan. 23	Boston at New York	L 103-118	36-15
Nov. 8	St. Louis	W 124-118	9-2	Jan. 24	Cincinnati	W 136-123	37-15
Nov. 13	Chicago	W 127-113	10-2	Jan. 26	Cincinnati	W 116-112	38-15
Nov. 15	Chicago	W 133-118	11-2	Jan. 28	Chicago	W 124-109	39-15
Nov. 17	@ Philadelphia	W 125-121	12-2	Jan. 30	Chicago	W 107-92	40-15
Nov. 18	@ Boston	W 103-101	13-2	Jan. 31	@ Detroit	W 123-122 (OT)	41-15
Nov. 21	Detroit at New York	L 102-108	13-3	Feb. 1	Boston at College Park	L 115-130	41-16
Nov. 23	@ St. Louis	W 122-114	14-3	Feb. 3	@ St. Louis	W 127-124	42-16
Nov. 24	@ New York	W 100-89	15-3	Feb. 4	@ Chicago	L 105-113	42-17
Nov. 25	@ Detroit	L 103-104	15-4	Feb. 5	Cin. at Morgantown	W 134-128 (OT)	43-17
Nov. 26	@ Cincinnati	L 102-117	15-5	Feb. 6	@ New York	L 112-116	43-18
Nov. 28	Syracuse at St. Louis	L 111-121	15-6	Feb. 8	Cincinnati at Dayton	L 109-113	43-19
Dec. 1	Philadelphia	L 117-138	15-7	Feb. 12	St. Louis	L 113-117	43-20
Dec. 2	Philadelphia	W 129-119	16-7	Feb. 14	St. Louis	W 130-107	44-20
Dec. 4	Syracuse	W 131-120	17-7	Feb. 16	@ Detroit	L 121-127	44-21
Dec. 5	Syr. at Portland, OR	W 125-120	18-7	Feb. 17	@ New York	W 128-121	45-21
Dec. 6	Syracuse	W 123-121 (OT)	19-7	Feb. 18	Boston	W 125-99	46-21
Dec. 8	@ Philadelphia	W 151-147 (3OT)	20-7	Feb. 20	Boston	L 96-115	46-22
Dec. 9	@ Detroit	W 114-107	21-7	Feb. 22	New York at Phila.	W 118-116	47-22
Dec. 11	St. Louis	W 132-119	22-7	Feb. 23	Chicago at Louisville	W 124-117 (OT)	48-22
Dec. 13	St. Louis	W 137-136 (OT)	23-7	Feb. 24	@ Cincinnati	L 114-118	48-23
Dec. 15	@ Chicago	L 94-97	23-8	Feb. 25	Detroit	W 128-99	49-23
Dec. 16	Syracuse at Rochester	L 123-128	23-9	Feb. 27	Detroit	W 107-100	50-23
Dec. 17	Detroit at Minneapolis	W 122-116	24-9	Mar. 3	@ St. Louis	L 125-134	50-24
Dec. 19	Boston	W 104-101	25-9	Mar. 4	@ Syracuse	W 124-115	51-24
Dec. 20	Chicago at Detroit	W 102-98	26-9	Mar. 9	@ New York	L 100-122	51-25
Dec. 23	@ St. Louis	W 129-126	27-9	Mar. 11	@ Boston	L 105-119	51-26
Dec. 25	@ Cincinnati	W 141-127	28-9	Mar. 12	New York at Seattle	W 119-106	52-26
Dec. 26	@ Boston	L 117-129	28-10	Mar. 13	Cincinnati	W 120-111	53-26
Dec. 27	Syracuse at Phila.	W 119-111	29-10	Mar. 14	St. Louis	W 125-115	54-26
Dec. 28	@ Syracuse	W 121-114	30-10				
Dec. 29	Phila. at Hershey, PA	L 118-123	30-11				

* Did not finish season on Laker roster. † Totals with Lakers only.



1962-63 LOS ANGELES LAKERS



53-27 - 1ST IN WESTERN DIVISION

Head Coach: Fred Schaus
Standing: Frank Selvy, Rod Hundley, Elgin Baylor, Howard Jolliff, Dick Barnett, Jerry West
Seated: Jim Krebs, Leroy Ellis, Gene Wiley, Rudy LaRusso
Not pictured: Ron Horn

Western Division Champions

1962-63 REGULAR SEASON STATISTICS / GAME-BY-GAME RESULTS

	G	Min.	FGM	FGA	Pct.	FTM	FTA	Pct.	Reb.	Ast.	PF	Dq.	SCORING	Pts.	Avg.
Baylor	80	3370	1029	2273	.453	661	790	.837	1146	386	226	1	2719	34.0	
West	55	2163	559	1213	.461	371	477	.778	384	307	150	1	1489	27.1	
Barnett	80	2544	547	1162	.471	343	421	.815	242	224	189	3	1437	18.0	
LaRusso	75	2505	321	761	.422	282	393	.718	747	187	255	5	924	12.3	
Selvy	80	2369	317	747	.424	192	269	.714	289	281	149	0	826	10.3	
Krebs	79	1913	272	627	.434	115	154	.747	502	87	256	2	659	8.3	
Ellis	80	1628	222	530	.419	133	202	.658	518	46	194	1	577	7.2	
Hundley	65	785	88	282	.336	84	119	.706	106	151	81	0	260	4.0	
Wiley	75	1488	109	236	.462	23	68	.338	504	40	180	4	241	3.2	
Horn	28	289	27	82	.329	20	29	.690	71	10	46	0	74	2.6	
Jolliff	28	293	15	55	.273	6	9	.667	62	20	49	1	36	1.3	

DATE	OPPONENT	BOX SCORE	W / L	DATE	OPPONENT	BOX SCORE	W / L
Oct. 16	Detroit at NYC	W 122-106	1-0	Jan. 9	@ Detroit	W 123-115	31-11
Oct. 19	@ New York	L 105-116	1-1	Jan. 11	@ San Francisco	W 134-129	32-11
Oct. 20	@ Syracuse	L 102-108	1-2	Jan. 12	San Francisco	W 119-114	33-11
Oct. 23	@ Cincinnati	W 115-116	1-3	Jan. 13	New York	W 108-102	34-11
Oct. 24	@ Chicago	L 107-118	1-4	Jan. 18	@ Chicago	W 116-108	35-11
Oct. 27	Detroit	W 134-118	2-4	Jan. 20	@ Boston	L 121-133	35-12
Oct. 31	New York	W 115-95	3-4	Jan. 21	Detroit	W 124-94	36-12
Nov. 3	San Francisco	W 127-115	4-4	Jan. 23	Detroit	W 123-119	37-12
Nov. 4	New York	W 125-108	5-4	Jan. 25	Syracuse at San Diego	W 122-114	38-12
Nov. 7	@ San Francisco	W 132-108	6-4	Jan. 27	@ St. Louis	W 105-101	39-12
Nov. 9	@ Boston	W 133-120	7-4	Jan. 30	New York at Boston	W 116-115	40-12
Nov. 10	@ St. Louis	L 96-97	7-5	Jan. 31	Detroit at Ft. Wayne	W 127-122	41-12
Nov. 11	Chicago	L 105-109 (OT)	7-6	Feb. 1	@ Detroit	W 119-109	42-12
Nov. 13	Chicago	W 107-84	8-6	Feb. 2	@ St. Louis	W 103-97	43-12
Nov. 15	Syracuse at Baltimore	L 98-120	8-7	Feb. 3	@ New York	L 95-122	43-13
Nov. 17	@ Chicago	W 110-109	9-7	Feb. 6	Chicago	W 107-105	44-13
Nov. 18	@ Detroit	W 116-98	10-7	Feb. 8	Chicago	W 94-91	45-13
Nov. 22	Cincinnati	W 134-110	11-7	Feb. 9	@ Chicago	W 107-106	46-13
Nov. 23	@ San Francisco	W 129-124	12-7	Feb. 10	@ Cincinnati	L 107-124	46-14
Nov. 24	Cincinnati	W 129-123	13-7	Feb. 12	Boston at Detroit	L 93-120	46-15
Nov. 26	Chicago	W 128-106	14-7	Feb. 13	@ Boston	W 134-128	47-15
Nov. 28	St. Louis	W 114-110	15-7	Feb. 14	Detroit	W 128-111	48-15
Dec. 1	St. Louis	W 110-97	16-7	Feb. 16	San Francisco	L 118-122 (2OT)	48-16
Dec. 4	@ New York	W 132-112	17-7	Feb. 19	@ San Francisco	L 109-111	48-17
Dec. 7	@ Boston	L 112-126	17-8	Feb. 22	Boston	W 113-105	49-17
Dec. 8	@ Cincinnati	W 131-128 (OT)	18-8	Feb. 24	Boston	L 109-119	49-18
Dec. 9	Syr. at Minneapolis	L 114-117	18-9	Feb. 25	Detroit at Des Moines	W 113-107	50-18
Dec. 11	Cincinnati at NYC	W 124-121	19-9	Feb. 26	@ New York	L 116-125	50-19
Dec. 12	Syracuse	W 126-120	20-9	Feb. 27	@ Syracuse	L 111-122	50-20
Dec. 14	@ San Francisco	W 120-118	21-9	Mar. 1	@ Chicago	L 109-114	50-21
Dec. 15	San Francisco	W 113-104	22-9	Mar. 2	San Francisco	L 113-122	50-22
Dec. 17	Syracuse	W 121-114	23-9	Mar. 4	Cincinnati	L 111-114	50-23
Dec. 19	St. Louis	W 135-106	24-9	Mar. 6	Cincinnati	W 106-97	51-23
Dec. 21	St. Louis	L 100-105	24-10	Mar. 9	@ St. Louis	L 101-117	51-24
Dec. 26	@ St. Louis	L 104-106	24-11	Mar. 10	@ Detroit	L 116-124	51-25
Dec. 29	@ Syracuse	W 132-123	25-11	Mar. 11	St. Louis	W 109-96	52-25
Dec. 30	@ Detroit	W 135-130	26-11	Mar. 12	@ San Francisco	L 110-116	52-26
Jan. 4	Boston	W 125-123	27-11	Mar. 13	St. Louis	L 98-112	52-27
Jan. 5	Boston	W 106-104	28-11	Mar. 16	San Francisco	W 111-105 (OT)	53-27
Jan. 6	@ Cincinnati	W 120-119 (OT)	29-11				
Jan. 8	@ St. Louis	W 99-96	30-11				



1963-64 LOS ANGELES LAKERS



42-38 - 3RD IN WESTERN DIVISION

Head Coach: Fred Schaus
Standing: Elgin Baylor, Don Nelson, Cotton Nash, Rudy LaRusso, Leroy Ellis, Gene Wiley, Hub Reed, Mel Gibson, Jim Krebs, Dick Barnett, Jerry West, Jim King
Not pictured: Frank Selvy



1963-64 REGULAR SEASON STATISTICS / GAME-BY-GAME RESULTS

	G	Min.	FGM	FGA	Pct.	FTM	FTA	Pct.	Reb.	Ast.	PF	Dq.	SCORING	
													Pts.	Avg.
West	72	2906	740	1529	484	584	702	832	433	403	200	2	2064	28.7
Baylor	78	3164	756	1778	425	471	586	804	936	347	235	1	1983	25.4
Barnett	78	2620	541	1197	452	351	454	773	250	238	233	3	1433	18.4
LaRusso	79	2746	337	776	434	298	397	751	800	190	268	5	972	12.3
Ellis	78	1459	200	473	423	112	170	659	498	41	192	3	512	6.6
Nelson	80	1406	135	323	418	149	201	741	323	76	181	1	419	5.2
Selvy	73	1286	160	423	378	78	122	659	139	149	115	1	398	5.5
Wiley	73	1510	146	273	535	45	75	600	510	44	225	4	337	4.3
Krebs	68	975	134	357	375	65	85	765	283	49	166	6	333	4.9
King	60	762	84	198	424	66	101	653	113	110	99	0	234	3.9
Reed	46	386	33	91	363	10	15	667	107	23	73	0	76	1.7
Gibson	9	53	6	20	300	1	2	500	4	6	10	0	13	1.4

DATE	OPPONENT	BOX SCORE	W / L
Oct. 19	@ St. Louis	L 108-117	0-1
Oct. 22	@ New York	W 130-117	1-1
Oct. 23	@ Detroit	W 124-116	2-1
Oct. 25	@ Cincinnati	W 122-109	3-1
Oct. 30	Cincinnati	L 107-115	3-2
Nov. 1	Cincinnati	W 122-112	4-2
Nov. 2	@ San Francisco	L 99-118	4-3
Nov. 6	New York	W 111-109	5-3
Nov. 8	San Francisco	W 93-90	6-3
Nov. 10	New York	W 104-79	7-3
Nov. 11	Detroit at Minneapolis	L 109-116	7-4
Nov. 13	Boston at NYC	L 110-114	7-5
Nov. 14	@ Baltimore	W 123-115	8-5
Nov. 15	@ Philadelphia	L 97-99	8-6
Nov. 16	Detroit	W 115-95	9-6
Nov. 17	St. Louis	L 112-117	9-7
Nov. 21	St. Louis	W 111-99	10-7
Nov. 26	@ New York	W 119-112	11-7
Nov. 27	@ Boston	L 78-114	11-8
Nov. 29	@ Detroit	W 127-111	12-8
Nov. 30	@ St. Louis	W 97-96	13-8
Dec. 1	@ Cincinnati	W 144-109	14-8
Dec. 4	@ Baltimore	L 98-118	14-9
Dec. 6	@ San Francisco	L 110-101	15-9
Dec. 8	San Francisco	L 112-114	15-10
Dec. 9	Baltimore at Seattle	W 134-120	16-10
Dec. 12	Baltimore	W 120-105	17-10
Dec. 14	Baltimore	W 113-108	18-10
Dec. 15	St. Louis	L 95-102	18-11
Dec. 18	Philadelphia	W 116-96	19-11
Dec. 21	Philadelphia	W 126-113	20-11
Dec. 25	@ New York	W 134-126	21-11
Dec. 26	@ Boston	L 110-126	21-12
Dec. 28	@ Philadelphia	L 100-114	21-13
Dec. 29	Detroit at Ft. Wayne	W 140-128	22-13
Dec. 31	St. Louis	W 132-119	23-13
Jan. 4	Boston	W 125-118 (OT)	24-13
Jan. 5	Boston	W 97-95	25-13
Jan. 8	New York	W 136-118	26-13
Jan. 10	@ San Francisco	L 89-114	26-14
Jan. 11	New York at San Diego	L 108-118	26-15

DATE	OPPONENT	BOX SCORE	W / L
Jan. 15	@ St. Louis	W 111-109	27-15
Jan. 16	@ Cincinnati	L 95-108	27-16
Jan. 17	@ Boston	L 79-99	27-17
Jan. 18	Philadelphia at Syracuse	W 115-111	28-17
Jan. 20	Detroit	L 107-118	28-18
Jan. 22	Detroit	W 110-101	29-18
Jan. 24	San Francisco	W 118-100	30-18
Jan. 25	@ San Francisco	L 95-120	30-19
Jan. 26	San Francisco	W 108-96	31-19
Jan. 28	@ Detroit	L 92-93	31-20
Jan. 29	Philadelphia at Boston	L 97-102	31-21
Jan. 30	@ Baltimore	L 89-107	31-22
Feb. 1	@ St. Louis	L 96-113	31-23
Feb. 2	@ St. Louis	L 105-107	31-24
Feb. 4	@ Cincinnati	L 100-118	31-25
Feb. 5	Detroit	W 111-85	32-25
Feb. 7	Detroit	L 103-111	32-26
Feb. 8	@ Philadelphia	L 101-109	32-27
Feb. 9	@ Baltimore	L 110-119	32-28
Feb. 11	@ Boston	W 113-109	33-28
Feb. 12	Boston	L 97-104 (OT)	33-29
Feb. 16	Boston	L 90-92	33-30
Feb. 18	@ New York	L 117-118	33-31
Feb. 19	Detroit at Toledo, OH	L 115-116	33-32
Feb. 20	@ Detroit	W 106-101	34-32
Feb. 22	Cincinnati	L 105-107	34-33
Feb. 23	@ San Francisco	L 108-109	34-34
Feb. 26	Cincinnati	W 103-97	35-34
Feb. 28	@ Baltimore	W 115-112	36-34
Feb. 29	@ St. Louis	L 114-115 (OT)	36-35
Mar. 1	St. Louis	W 114-91	37-35
Mar. 4	St. Louis	L 105-110	37-36
Mar. 7	San Francisco	L 118-120	37-37
Mar. 9	Baltimore	W 122-112	38-37
Mar. 11	Baltimore at Long Beach	W 115-109	39-37
Mar. 13	@ San Francisco	W 112-109	40-37
Mar. 14	San Francisco	L 95-111	40-38
Mar. 15	Philadelphia	W 120-95	41-38
Mar. 17	Philadelphia	W 121-97	42-38





1964-65 LOS ANGELES LAKERS



49-31 - 1ST IN WESTERN DIVISION

Head Coach: Fred Schaus
 Standing: Jim King, Dick Barnett, Elgin Baylor, Don Nelson, Jerry West, Walt Hazzard
 Seated: Bill McGill, Darrall Imhoff, Gene Wiley, Leroy Ellis, Rudy LaRusso
 Not pictured: Jerry Grote, Cotton Nash

Western Division Champions

1964-65 REGULAR SEASON STATISTICS / GAME-BY-GAME RESULTS

	G	Min.	FGM	FGA	Pct.	FTM	FTA	Pct.	Reb.	Ast.	PF	Dq.	SCORING	Pts.	Avg.
West	74	3066	822	1655	.497	648	789	.821	447	364	221	2	2292	31.0	
Baylor	74	3056	763	1903	.401	483	610	.792	950	280	235	0	2009	27.1	
LaRusso	77	2588	381	827	.461	321	415	.773	725	198	258	3	1083	14.1	
Barnett	74	2026	375	908	.413	270	338	.799	200	159	209	1	1020	13.8	
Ellis	80	2026	311	700	.444	198	284	.697	652	49	196	1	820	10.3	
King	77	1671	184	469	.392	118	151	.781	214	178	193	2	486	6.3	
Wiley	80	2002	175	376	.465	56	111	.505	690	105	235	11	408	5.1	
Imhoff	76	1521	145	311	.466	88	154	.571	500	87	238	7	378	5.0	
Hazzard	66	919	117	306	.382	46	71	.648	111	140	132	0	280	4.2	
Nelson	39	238	36	85	.424	20	26	.769	73	24	40	1	92	2.4	
Nash*	25	167	14	57	.246	25	32	.781	35	10	30	0	53	2.1	
McGill†	8	37	7	20	.350	1	1	1.000	12	3	6	0	15	1.9	
Grote	11	33	6	11	.545	2	2	1.000	4	4	5	0	14	1.3	

DATE	OPPONENT	BOX SCORE	W / L	DATE	OPPONENT	BOX SCORE	W / L
Oct. 17	@ New York	W 113-109	1-0	Jan. 14	@ Detroit	W 104-100	24-18
Oct. 20	@ Cincinnati	L 113-121	1-1	Jan. 15	@ Cincinnati	L 106-124	24-19
Oct. 21	@ Baltimore	W 108-105	2-1	Jan. 17	@ St. Louis	L 105-118	24-20
Oct. 23	@ San Francisco	W 94-92	3-1	Jan. 20	New York	W 119-103	25-20
Oct. 28	Baltimore	W 112-102	4-1	Jan. 22	New York	W 117-107	26-20
Oct. 29	Baltimore	L 95-98	4-2	Jan. 24	@ Boston	L 93-117	26-21
Nov. 1	St. Louis	L 115-98	4-3	Jan. 26	@ New York	W 111-99	27-21
Nov. 5	New York	W 106-96	5-3	Jan. 27	Cincinnati	W 119-112	28-21
Nov. 7	San Francisco	W 130-103	6-3	Jan. 29	Cincinnati	W 137-133 (2OT)	29-21
Nov. 10	New York	W 108-101	7-3	Jan. 30	@ San Francisco	W 109-99	30-21
Nov. 12	@ New York	W 132-123 (OT)	8-3	Jan. 31	@ San Francisco	W 96-94	31-21
Nov. 13	@ Boston	W 114-112	9-3	Feb. 2	Detroit at Cleveland	L 118-121	31-22
Nov. 14	@ Baltimore	L 115-127	9-4	Feb. 3	@ Cincinnati	L 99-130	31-23
Nov. 15	@ Detroit	W 111-105	10-4	Feb. 6	@ Baltimore	L 112-116	31-24
Nov. 18	Cincinnati	L 90-92	10-5	Feb. 7	@ Boston	L 97-101	31-25
Nov. 20	Cincinnati	W 131-121	11-5	Feb. 8	Philadelphia	W 117-98	32-25
Nov. 25	Detroit	W 130-117	12-5	Feb. 10	Philadelphia	L 99-110	32-26
Nov. 27	Detroit	W 117-111	13-5	Feb. 12	San Francisco	W 114-95	33-26
Nov. 28	@ San Francisco	L 106-109	13-6	Feb. 13	@ San Francisco	W 129-105	34-26
Nov. 29	Baltimore	W 126-110	14-6	Feb. 17	@ New York	W 118-98	35-26
Dec. 1	@ Philadelphia	W 118-117	15-6	Feb. 18	@ Philadelphia	W 117-110	36-26
Dec. 2	@ St. Louis	L 102-105	15-7	Feb. 19	@ Baltimore	W 119-111	37-26
Dec. 4	@ Cincinnati	W 90-104	15-8	Feb. 21	Boston	W 129-114	38-26
Dec. 6	Phila. at Minneapolis	W 109-104	16-8	Feb. 24	Boston	L 95-97	38-27
Dec. 8	Boston	L 98-108	16-9	Feb. 26	St. Louis	W 106-90	39-27
Dec. 10	St. Louis	L 91-95	16-10	Feb. 28	Philadelphia at Syr.	W 122-118	40-27
Dec. 13	Detroit	W 116-115	17-10	Mar. 2	Philadelphia at NYC	W 126-117	41-27
Dec. 15	Detroit	L 116-131	17-11	Mar. 3	@ Boston	W 104-102	42-27
Dec. 16	@ Detroit	W 126-120 (OT)	18-11	Mar. 5	@ New York	W 105-103	43-27
Dec. 18	@ Cincinnati	L 107-111	18-12	Mar. 6	@ St. Louis	W 107-109	43-28
Dec. 19	Philadelphia	L 113-140	18-13	Mar. 7	Cincinnati	W 106-104	44-28
Dec. 21	New York	W 125-113	19-13	Mar. 9	Baltimore	W 123-114	45-28
Dec. 23	Philadelphia	W 135-117	20-13	Mar. 11	Baltimore	W 121-116 (OT)	46-28
Dec. 26	San Francisco	W 129-122	21-13	Mar. 12	@ San Francisco	W 115-93	47-28
Dec. 28	@ Boston	L 112-133	21-14	Mar. 13	St. Louis	W 106-101	48-28
Dec. 30	@ Philadelphia	L 115-117	21-15	Mar. 14	St. Louis	L 108-115	48-29
Jan. 2	@ St. Louis	W 115-112	22-15	Mar. 16	@ Detroit	W 100-99	49-29
Jan. 3	@ St. Louis	W 99-92	23-15	Mar. 17	@ Baltimore	L 106-117	49-30
Jan. 7	Boston	L 104-112	23-16	Mar. 20	San Francisco	L 98-112	49-31
Jan. 9	Boston	L 103-107	23-17				
Jan. 11	Detroit at Pittsburgh	L 127-128	23-18				



1965-66 LOS ANGELES LAKERS



45-35 - 1ST IN WESTERN DIVISION

Head Coach: Fred Schauss
 Standing: Jim King, Jerry West, John Fairchild,
 Elgin Baylor, Walt Hazzard, Gail Goodrich
 Seated: Bob Boozer, Gene Wiley, Darrall Imhoff,
 Leroy Ellis, Rudy LaRusso



Western Division Champions

1965-66 REGULAR SEASON STATISTICS / GAME-BY-GAME RESULTS

	G	Min.	FGM	FGA	Pct.	FTM	FTA	Pct.	Reb.	Ast.	PF	Dq.	SCORING	
													Pts.	Avg.
West	79	3218	818	1731	.473	840	977	.860	562	480	243	1	2476	31.3
LaRusso	76	2316	410	897	.457	350	445	.787	660	165	261	9	1170	15.4
Hazzard	80	2198	458	1003	.457	182	257	.708	219	393	224	0	1098	13.7
Baylor	65	1975	415	1034	.401	249	337	.739	621	224	157	0	972	16.6
Ellis	80	2219	393	927	.424	186	256	.727	735	74	232	3	972	12.2
Boozer	78	1847	365	754	.484	225	289	.779	548	87	196	0	955	12.2
King	76	1499	238	545	.437	94	115	.817	204	223	181	1	570	7.5
Goodrich	65	1008	203	503	.404	103	149	.691	130	103	103	1	509	7.8
Imhoff	77	1413	151	337	.448	77	136	566	509	113	234	7	379	4.9
Wiley	67	1386	123	289	.426	43	76	.566	490	63	171	3	289	4.3
Fairchild	30	171	23	89	.258	14	20	.700	45	11	33	0	60	2.0

DATE	OPPONENT	BOX SCORE	W / L	DATE	OPPONENT	BOX SCORE	W / L
Oct. 15	@ San Francisco	W 122-115	1-0	Jan. 2	Boston	L 113-124	23-19
Oct. 16	@ St. Louis	W 106-94	2-0	Jan. 5	Boston	W 120-113	24-19
Oct. 20	@ Boston	L 96-100	2-1	Jan. 7	@ Philadelphia	W 126-120	25-19
Oct. 23	@ New York	L 101-106	2-2	Jan. 8	@ New York	L 127-133	25-20
Oct. 26	New York	W 104-102	3-2	Jan. 9	@ Detroit	W 111-98	26-20
Oct. 28	New York	W 140-116	4-2	Jan. 12	@ Boston	L 102-114	26-21
Oct. 30	San Francisco	L 122-124	4-3	Jan. 14	@ San Francisco	W 118-110	27-21
Nov. 3	St. Louis	W 120-116	5-3	Jan. 15	New York	W 152-123	28-21
Nov. 5	St. Louis	W 118-116	6-3	Jan. 18	@ Cincinnati	L 108-119	28-22
Nov. 6	@ St. Louis	L 101-131	6-4	Jan. 20	@ Baltimore	L 121-123	28-23
Nov. 7	@ Baltimore	L 116-137	6-5	Jan. 21	San Francisco	L 109-120	28-24
Nov. 9	@ Philadelphia	L 110-118	6-6	Jan. 25	Philadelphia at NYC	L 106-110	28-25
Nov. 10	Detroit	W 133-125	7-6	Jan. 26	@ Detroit	W 126-110	29-25
Nov. 12	New York at Minneapolis	W 107-106	8-6	Jan. 28	Baltimore	W 138-123	30-25
Nov. 14	Baltimore	W 129-114	9-6	Jan. 30	Baltimore	W 136-122	31-25
Nov. 17	Boston	W 125-115	10-6	Feb. 2	Cincinnati	W 119-118	32-25
Nov. 19	San Francisco	W 135-124	11-6	Feb. 4	Cincinnati	W 132-125	33-25
Nov. 20	San Fran. at Las Vegas	W 133-117	12-6	Feb. 6	@ St. Louis	L 105-109	33-26
Nov. 21	Philadelphia	L 104-110	12-7	Feb. 7	@ Philadelphia	L 125-132	33-27
Nov. 24	Philadelphia	W 127-124	13-7	Feb. 9	@ Baltimore	W 123-116 (OT)	34-27
Nov. 26	@ Baltimore	L 107-110	13-8	Feb. 12	@ New York	L 127-140	34-28
Nov. 27	@ Boston	L 95-101	13-9	Feb. 13	@ Boston	L 120-110	35-28
Nov. 28	Detroit	W 128-110	14-9	Feb. 15	New York	1 W 132-124	36-28
Nov. 30	@ Cincinnati	L 120-126	14-10	Feb. 17	Philadelphia	L 121-136	36-29
Dec. 1	Cincinnati	W 121-105	15-10	Feb. 19	Boston	L 111-115	36-30
Dec. 3	Cincinnati	L 118-122	15-11	Feb. 21	Boston	L 108-115	36-31
Dec. 6	Phila. at Charleston	L 107-116	15-12	Feb. 23	Cincinnati	W 140-133	37-31
Dec. 7	@ New York	L 127-131	15-13	Feb. 26	@ Detroit	W 131-118	38-31
Dec. 8	@ Boston	L 106-108	15-14	Mar. 2	@ Baltimore	L 113-119	38-32
Dec. 10	@ Cincinnati	W 129-110	16-14	Mar. 4	Baltimore	W 123-106	39-32
Dec. 11	St. Louis	W 126-108	17-14	Mar. 5	@ San Francisco	W 125-123	40-32
Dec. 12	St. Louis	W 123-101	18-14	Mar. 6	Baltimore	W 126-105	41-32
Dec. 15	Philadelphia	L 108-122	18-15	Mar. 8	@ New York	L 132-133 (OT)	41-33
Dec. 17	Philadelphia	L 117-127	18-16	Mar. 9	Cin. at Indianapolis	W 119-116	42-33
Dec. 19	San Francisco	W 132-120	19-16	Mar. 11	Detroit	L 114-116	42-34
Dec. 23	Detroit	W 122-112	20-16	Mar. 15	Detroit	W 135-108	43-34
Dec. 25	Detroit	W 115-106	21-16	Mar. 18	St. Louis	W 132-120	44-34
Dec. 27	St. Louis at Memphis	W 108-100	22-16	Mar. 19	@ San Francisco	L 119-125	44-35
Dec. 28	@ St. Louis	W 107-100	23-16	Mar. 20	San Francisco	W 124-112	45-35
Dec. 29	@ Cincinnati	L 109-111	23-17				
Dec. 30	Detroit at Ft. Wayne	L 114-117	23-18				





1966-67 LOS ANGELES LAKERS



36-45 - 3RD IN WESTERN DIVISION

Head Coach: Fred Schaus
Staff: Gail Goodrich, Walt Hazzard, Jerry Chambers, Tom Hawkins, Jerry West, Archie Clark
Seated: John Block, Jim Barnes, Henry Finkel, Darrall Imhoff, Rudy LaRusso, Elgin Baylor
Not pictured: Mel Counts

1966-67 REGULAR SEASON STATISTICS / GAME-BY-GAME RESULTS

	G	Min.	FGM	FGA	Pct.	FTM	FTA	Pct.	Reb.	Ast.	PF	Dq.	SCORING	
													Pts. Avg.	
West	66	2670	645	1389	.464	602	686	.878	392	447	160	1	1892	28.7
Baylor	70	2706	711	1658	.429	440	541	.813	898	215	211	1	1862	26.6
Goodrich	77	1780	352	776	.454	253	337	.751	251	210	294	3	957	12.4
Imhoff	81	2725	370	780	.474	127	207	.614	1080	222	281	7	867	10.7
Clark	76	1763	331	732	.452	136	192	.708	218	205	193	1	798	10.5
Hazzard	79	1642	301	706	.426	129	177	.729	231	323	203	1	731	9.3
Hawkins	76	1798	275	572	.481	82	173	.474	434	63	207	1	632	8.3
LaRusso	80	1292	211	509	.415	156	224	.696	351	78	149	6	578	12.8
Barnes	80	1398	217	497	.437	128	187	.684	450	47	266	5	562	7.0
Chambers	68	1015	224	496	.452	68	93	.731	208	44	143	0	516	7.6
Counts†	31	517	112	252	.444	40	54	.741	189	22	102	4	264	8.5
Block	22	118	20	52	.385	24	34	.706	45	5	20	0	64	2.9
Finkel	27	141	17	47	.362	7	12	.583	64	5	39	1	41	1.5

DATE	OPPONENT	BOX SCORE	W / L	DATE	OPPONENT	BOX SCORE	W / L
Oct. 15	@ Baltimore	W 126-115	1-0	Jan. 11	San Francisco	W 141-126	17-25
Oct. 18	@ New York	L 119-122	1-1	Jan. 13	Cincinnati at Cleveland	L 115-125	17-26
Oct. 19	@ Chicago	L 124-134	1-2	Jan. 14	@ Chicago	L 121-122	17-27
Oct. 21	Chicago	L 101-108	1-3	Jan. 15	@ Detroit	W 127-116	18-27
Oct. 26	New York	L 122-133	1-4	Jan. 18	St. Louis	L 121-123 (OT)	18-28
Oct. 28	New York	W 124-114	2-4	Jan. 20	@ Philadelphia	L 108-119	18-29
Oct. 29	@ St. Louis	L 109-110	2-5	Jan. 21	@ Baltimore	L 119-126	18-30
Oct. 30	Detroit at Montreal	L 121-124	2-6	Jan. 22	@ Boston	L 120-121 (OT)	18-31
Nov. 2	@ Boston	L 108-133	2-7	Jan. 25	Baltimore	W 128-115	19-31
Nov. 4	Baltimore	W 131-98	3-7	Jan. 28	Baltimore	W 133-118	20-31
Nov. 8	Baltimore	L 102-104	3-8	Jan. 29	@ Chicago	W 142-122	21-31
Nov. 10	Detroit	L 132-133 (OT)	3-9	Jan. 30	St. Louis at Memphis	L 99-106	21-32
Nov. 11	@ San Francisco	L 93-132	3-10	Feb. 1	Philadelphia	W 143-133	22-32
Nov. 12	Detroit	W 144-88	4-10	Feb. 3	San Francisco	W 129-80	23-32
Nov. 16	Cincinnati at Dayton	W 124-112	5-10	Feb. 5	Philadelphia	L 123-130	23-33
Nov. 18	@ Detroit	L 118-121	5-11	Feb. 7	@ New York	W 122-117	24-33
Nov. 19	San Francisco	L 109-144	5-12	Feb. 8	Baltimore at Charleston	W 121-108	25-33
Nov. 23	Chicago	W 154-130	6-12	Feb. 10	@ Philadelphia	L 131-148	25-34
Nov. 25	Chicago	L 117-121	6-13	Feb. 12	Chicago	W 129-121	26-34
Nov. 26	@ St. Louis	W 133-126	7-13	Feb. 15	Boston	W 124-114	27-34
Nov. 29	@ New York	L 114-118	7-14	Feb. 17	Boston	L 119-120	27-35
Nov. 30	@ Baltimore	W 126-111	8-14	Feb. 19	Chicago	L 119-133	27-36
Dec. 3	@ Philadelphia	L 130-138	8-15	Feb. 21	San Fran. at San Diego	L 133-136	27-37
Dec. 3	@ Cincinnati	W 130-118	9-15	Feb. 22	Cincinnati	W 103-102	28-37
Dec. 4	St. Louis	L 118-123	9-16	Feb. 24	@ Detroit	L 101-102	28-38
Dec. 7	St. Louis	W 130-128 (OT)	10-16	Feb. 25	@ St. Louis	W 134-133 (OT)	29-38
Dec. 9	San Francisco	L 118-119	10-17	Feb. 26	Cincinnati	W 141-127	30-38
Dec. 11	Cincinnati	W 119-118	11-17	Feb. 28	Detroit at NYC	W 119-117	31-38
Dec. 14	Cincinnati	L 124-126	11-18	Mar. 1	@ Cincinnati	L 116-122	31-39
Dec. 18	Boston	W 127-125	12-18	Mar. 3	New York	W 138-132	32-39
Dec. 20	@ San Francisco	L 107-130	12-19	Mar. 5	@ Boston	L 105-130	32-40
Dec. 21	Philadelphia	L 123-129	12-20	Mar. 6	Philadelphia at Pittsburgh	L 117-119	32-41
Dec. 23	Philadelphia	L 107-118	12-21	Mar. 7	@ New York	W 131-119	33-41
Dec. 26	@ Boston	L 106-121	12-22	Mar. 8	St. Louis	L 104-106	33-42
Dec. 28	@ New York	L 115-121	12-23	Mar. 10	Detroit	W 118-103	34-42
Dec. 29	@ Cincinnati	W 125-114	13-23	Mar. 11	@ San Francisco	W 125-120	35-42
Jan. 1	Boston	W 111-110	14-23	Mar. 12	Detroit	L 104-120	35-43
Jan. 4	St. Louis	W 122-101	15-23	Mar. 15	Philadelphia	L 123-138	35-44
Jan. 5	San Fran. at Oakland	L 91-122	15-24	Mar. 17	@ Baltimore	W 135-133	36-44
Jan. 6	Boston	W 102-99	16-24	Mar. 19	@ Chicago	L 109-122	36-45
Jan. 8	NY at Long Beach, CA	L 118-121	16-25				



1967-68 LOS ANGELES LAKERS



52-30 - 2ND IN WESTERN DIVISION

Head Coach: Bill van Breda Kolf
Standing: Tom Hawkins, Dennis Hamilton, Elgin Baylor, Mel Counts, Darrall Imhoff, Erwin Mueller, John Wetzel
Seated: Archie Clark, Gail Goodrich, Jerry West, Fred Crawford
Not pictured: Cliff Anderson, Jim Barnes



Western Division Champions

1967-68 REGULAR SEASON STATISTICS / GAME-BY-GAME RESULTS

	G	Min.	FGM	FGA	Pct.	FTM	FTA	Pct.	Reb.	Ast.	PF	Dq.	SCORING	Pts.	Avg.
Baylor	77	3029	757	1709	.443	488	621	.786	941	355	232	0	2002	26.0	
Clark	81	3039	628	1309	.480	356	481	.740	342	353	235	3	1612	19.9	
West	51	1919	476	926	.514	391	482	.811	294	310	152	1	1343	26.3	
Goodrich	79	2057	395	812	.486	302	392	.770	199	205	228	2	1092	13.8	
Counts	82	1739	384	808	.475	190	254	.748	732	139	309	6	958	11.7	
Hawkins	78	2463	389	779	.499	125	229	.546	458	117	289	7	903	11.6	
Imhoff	82	2271	293	613	.478	177	286	.619	893	206	284	3	763	9.3	
Crawford†	38	756	159	330	.482	74	120	.617	112	95	104	1	392	10.3	
Mueller†	39	973	132	254	.520	61	103	.592	222	78	86	2	325	8.3	
Barnes†	42	713	101	235	.430	59	88	.670	211	27	134	4	261	6.2	
Wetzel	38	434	52	119	.437	35	46	.761	84	51	55	0	139	3.7	
Hamilton	44	378	54	108	.500	13	13	1.000	72	30	46	0	121	2.8	
Anderson	18	94	7	29	.241	12	28	.429	11	17	18	1	26	1.4	

DATE	OPPONENT	BOX SCORE	W / L	DATE	OPPONENT	BOX SCORE	W / L
Oct. 17	@ Chicago	W 107-105	1-0	Jan. 5	@ Philadelphia	L 113-125	22-20
Oct. 18	@ Philadelphia	L 87-103	1-1	Jan. 6	@ Baltimore	L 127-130 (OT)	22-21
Oct. 19	@ St. Louis	L 95-100	1-2	Jan. 10	New York	L 101-115	22-22
Oct. 21	@ New York	W 114-106	2-2	Jan. 17	Philadelphia	W 125-116	23-22
Oct. 25	Cincinnati	W 132-116	3-2	Jan. 20	San Francisco	W 151-122	24-22
Oct. 27	Chicago	W 125-117	4-2	Jan. 21	Seattle	W 154-123	25-22
Oct. 29	Baltimore	W 118-105	5-2	Jan. 25	Cincinnati at Cleveland	W 118-116	26-22
Nov. 1	New York	L 113-129	5-3	Jan. 26	@ Boston	W 118-112	27-22
Nov. 3	@ Boston	L 104-105	5-4	Jan. 27	@ Detroit	L 119-125	27-23
Nov. 4	@ Cincinnati	W 106-104	6-4	Jan. 28	St. Louis at Miami	L 128-113	28-23
Nov. 11	Philadelphia	L 111-115	6-5	Jan. 30	@ Seattle	L 116-128	28-24
Nov. 12	Chicago	W 97-96	7-5	Jan. 31	St. Louis	W 110-102	29-24
Nov. 15	Chicago	W 124-115	8-5	Feb. 2	Seattle	W 151-113	30-24
Nov. 17	@ Baltimore	L 107-116	8-6	Feb. 3	San Diego	W 133-122	31-24
Nov. 18	@ St. Louis	W 127-107	9-6	Feb. 4	Seattle	W 137-131	32-24
Nov. 21	@ Seattle	L 132-137	9-7	Feb. 6	Cincinnati	W 146-102	33-24
Nov. 23	Detroit	W 132-120	10-7	Feb. 8	@ Seattle	L 110-115	33-25
Nov. 24	@ San Fran. at Oakland	L 121-122	10-8	Feb. 9	San Francisco	W 122-104	34-25
Nov. 25	San Francisco	L 112-131	10-9	Feb. 11	@ Boston	W 141-104	35-25
Nov. 26	St. Louis	W 109-105	11-9	Feb. 13	@ Baltimore	W 119-116 (OT)	36-25
Nov. 28	St. Louis	W 134-117	12-9	Feb. 15	Chicago at Milwaukee	W 132-105	37-25
Nov. 29	@ Detroit	L 123-127	12-10	Feb. 16	@ San Francisco	L 116-118	37-26
Dec. 1	@ Philadelphia	L 118-123	12-11	Feb. 17	Philadelphia	L 134-135 (2OT)	37-27
Dec. 2	@ New York	W 122-106	13-11	Feb. 21	Boston	W 122-117	38-27
Dec. 5	@ Philadelphia	W 128-122 (OT)	14-11	Feb. 23	Cincinnati	W 131-115	39-27
Dec. 6	@ Baltimore	W 136-125	15-11	Feb. 25	@ San Diego	W 127-112	40-27
Dec. 8	@ Detroit	W 115-103	16-11	Feb. 27	Cincinnati	W 117-106	41-27
Dec. 9	@ San Diego	W 127-109	17-11	Feb. 29	Chicago at Evansville	W 117-107	42-27
Dec. 10	@ Seattle	L 123-133	17-12	Mar. 2	Seattle	W 127-121	43-27
Dec. 14	Chicago	L 101-106	17-13	Mar. 3	Baltimore	W 121-114	44-27
Dec. 17	Boston	L 117-123	17-14	Mar. 6	St. Louis	L 96-112	44-28
Dec. 20	New York	L 131-138	17-15	Mar. 7	@ San Diego	W 119-102	45-28
Dec. 22	Detroit	W 133-105	18-15	Mar. 8	San Diego	W 130-122	46-28
Dec. 25	@ San Diego	L 101-104	18-16	Mar. 9	@ San Francisco	W 137-132 (OT)	47-28
Dec. 26	@ Chicago	W 104-101	19-16	Mar. 10	Baltimore	L 89-119	47-29
Dec. 27	@ Cincinnati	L 127-132	19-17	Mar. 13	San Francisco	L 142-106	48-29
Dec. 29	@ New York	W 126-115	20-17	Mar. 15	New York	W 123-112	49-29
Dec. 30	@ St. Louis	W 106-104	21-17	Mar. 16	Detroit	W 135-108	50-29
Dec. 31	San Diego	W 147-118	22-17	Mar. 17	Detroit	W 120-116	51-29
Jan. 2	@ San Francisco	L 118-119	22-18	Mar. 18	@ Philadelphia	L 128-158	51-30
Jan. 3	Boston	L 103-113	22-19	Mar. 19	San Diego	W 121-109	52-30

* Did not finish season on Laker roster. † Totals with Lakers only.



1968-69 LOS ANGELES LAKERS



55-27 - 1ST IN WESTERN DIVISION

Head Coach: Bill van Breda Kolf
Standing: John Egan, Cliff Anderson, Keith Erickson, Bill Hewitt, Tom Hawkins, Fred Crawford, Jerry West
Seated: Elgin Baylor, Mel Counts, Wilt Chamberlain, Jay Carty

Western Division Champions

1968-69 REGULAR SEASON STATISTICS / GAME-BY-GAME RESULTS

	G	Min.	FGM	FGA	Pct.	FTM	FTA	Pct.	Reb.	Ast.	PF	Dq.	SCORING	Pts.	Avg.
Baylor	76	3064	730	1632	.447	421	567	.743	805	408	204	0	1881	24.8	
Chamberlain	81	3669	641	1099	.583	382	857	.446	1712	366	142	0	1664	20.5	
West	61	2394	545	1156	.471	490	597	.821	262	423	156	1	1580	25.9	
Counts	77	1866	390	867	.450	178	221	.805	600	109	223	5	958	12.4	
Egan	82	1805	246	597	.412	204	240	.850	147	215	206	1	696	8.5	
Erickson	77	1974	264	629	.420	120	175	.686	308	194	222	6	648	8.4	
Hewitt	75	1455	239	528	.453	61	106	.575	332	76	139	1	539	7.2	
Hawkins	4	1507	230	461	.499	62	51	.411	266	81	168	1	522	7.1	
Crawford	81	1690	211	454	.465	83	154	.539	215	154	224	1	505	6.2	
Anderson	35	289	44	108	.407	47	82	.573	44	31	58	0	135	3.9	
Carty	28	192	34	89	.382	8	11	.727	58	11	31	0	76	2.7	

DATE	OPPONENT	BOX SCORE	W / L	DATE	OPPONENT	BOX SCORE	W / L
Oct. 18	@ Philadelphia	L 96-114	0-1	Jan. 4	@ Atlanta	W 121-111	29-13
Oct. 19	@ New York	W 118-96	1-1	Jan. 7	@ Baltimore	W 100-93	30-13
Oct. 22	@ Cincinnati	L 103-107	1-2	Jan. 10	@ Boston	L 82-88	30-14
Oct. 23	@ Detroit	L 110-117	1-3	Jan. 11	@ Atlanta	L 100-104	30-15
Oct. 25	Baltimore	W 117-111	2-3	Jan. 17	Cincinnati	W 128-107	31-15
Oct. 27	San Diego	W 152-116	3-3	Jan. 19	Cincinnati	W 132-117	32-15
Oct. 29	Atlanta	W 125-124	4-3	Jan. 21	@ Milwaukee	W 122-105	33-15
Nov. 1	Chicago	L 101-114	4-4	Jan. 22	@ Detroit	L 115-116	33-16
Nov. 3	@ Phoenix	W 127-109	5-4	Jan. 24	@ Atlanta	L 106-110	33-17
Nov. 5	@ Chicago	W 112-109 (OT)	6-4	Jan. 26	Cincinnati at Cleveland	W 126-113	34-17
Nov. 6	Milwaukee at Madison	W 128-115	7-4	Jan. 28	Chicago	W 125-118	35-17
Nov. 8	New York	W 102-100	8-4	Jan. 29	@ San Diego	W 122-120	36-17
Nov. 10	New York	W 130-109	9-4	Jan. 31	Milwaukee	W 105-100	37-17
Nov. 15	San Diego	W 127-119	10-4	Feb. 1	@ San Francisco	W 106-101 (OT)	38-17
Nov. 16	@ San Francisco	W 119-112	11-4	Feb. 2	San Francisco	L 117-122 (3OT)	38-18
Nov. 17	Seattle	W 105-94	12-4	Feb. 3	@ Seattle	L 107-114	38-19
Nov. 19	Boston	W 116-106	13-4	Feb. 7	Philadelphia	L 106-109	38-20
Nov. 22	San Francisco	L 98-100	13-5	Feb. 8	@ Phoenix	W 122-104	39-20
Nov. 24	Chicago	W 103-100	14-5	Feb. 9	Phoenix	W 134-116	40-20
Nov. 26	@ New York	L 100-104	14-6	Feb. 12	@ Seattle	W 109-92	41-20
Nov. 28	@ Philadelphia	L 107-122	14-7	Feb. 14	San Diego	W 115-109	42-20
Nov. 29	@ Boston	W 93-92	15-7	Feb. 16	@ Milwaukee	W 97-106	42-21
Dec. 1	Milwaukee	W 119-112	16-7	Feb. 18	@ New York	W 113-109	43-21
Dec. 3	Phoenix	W 122-108	17-7	Feb. 19	@ Baltimore	L 88-110	43-22
Dec. 5	@ Baltimore	L 90-108	17-8	Feb. 21	Boston	L 102-124	43-23
Dec. 6	@ Atlanta	W 99-94	18-8	Feb. 23	Philadelphia	L 121-125	43-24
Dec. 7	@ Chicago	L 81-90	18-9	Feb. 25	Seattle	W 114-111 (OT)	44-24
Dec. 8	San Diego	W 132-118	19-9	Feb. 28	Phoenix	W 121-117	45-24
Dec. 13	Atlanta	L 103-105	19-10	Mar. 1	@ San Diego	W 119-113	46-24
Dec. 14	@ Seattle	W 136-120	20-10	Mar. 2	San Francisco	W 107-92	47-24
Dec. 15	Seattle	W 115-114	21-10	Mar. 4	Baltimore	L 108-116	47-25
Dec. 17	Cincinnati	W 112-108	22-10	Mar. 7	Boston	W 105-99 (OT)	48-25
Dec. 20	San Francisco	W 133-101	23-10	Mar. 9	Baltimore	W 120-109	49-25
Dec. 22	Philadelphia	W 102-99	24-10	Mar. 11	Detroit	W 137-101	50-25
Dec. 25	@ Phoenix	W 119-99	25-10	Mar. 12	@ San Francisco	L 85-97	50-26
Dec. 26	@ Detroit	W 95-94	26-10	Mar. 14	Milwaukee	W 111-103	51-26
Dec. 28	@ Chicago	L 86-93	26-11	Mar. 16	@ Boston	W 108-73	52-26
Dec. 29	Detroit	W 111-108	27-11	Mar. 18	@ Chicago	W 93-92	53-26
Dec. 30	@ San Diego	W 131-126 (OT)	28-11	Mar. 19	@ Cincinnati	L 128-136 (OT)	53-27
Dec. 31	Detroit	L 107-127	28-12	Mar. 21	Atlanta	W 116-103	54-27
Jan. 3	@ Philadelphia	L 101-130	28-13	Mar. 23	New York	W 128-111	55-27



1969-70 LOS ANGELES LAKERS



46-36 - 2ND IN WESTERN

DIVISION

Head Coach: Joe Mullaney
Standing: Willie McCarter, Jerry West, Elgin Baylor, Happy Hairston, John Tresvant, Keith Erickson, Dick Garrett, John Egan
Seated: Mike Lynn, Mel Counts, Wilt Chamberlain, Rick Roberson
Not pictured: Bill Hewitt



Western Division Champions

1969-70 REGULAR SEASON STATISTICS / GAME-BY-GAME RESULTS

	G	Min.	FGM	FGA	Pct.	FTM	FTA	Pct.	Reb.	Ast.	PF	Dq.	SCORING	
													Pts.	Avg.
West	74	3106	831	1673	.497	647	785	.824	338	554	160	3	2309	31.2
Chamberlain	12	505	129	227	.568	70	157	.446	221	49	31	0	328	27.3
Baylor	54	2213	511	1051	.486	276	357	.773	559	292	132	1	1298	24.0
Hairston†	55	2145	426	870	.490	281	350	.803	687	110	194	9	1133	20.6
Counts	81	2193	434	1017	.427	156	201	.776	683	160	304	7	1024	12.6
Garrett	73	2318	354	816	.434	138	162	.852	235	180	236	5	846	11.6
Erickson	68	1755	258	563	.458	91	122	.746	30	209	175	3	607	8.9
Roberson	74	2005	262	586	.447	120	212	.568	672	92	256	7	644	7.7
McCarter	40	861	132	349	.378	43	60	.717	83	93	71	0	307	7.7
Egan	72	1627	215	491	.438	99	121	.818	104	216	171	2	529	7.3
Tresvant†	20	221	47	88	.534	23	35	.657	63	17	40	0	117	5.9
Hewitt*	20	478	25	88	.284	16	31	.516	141	28	39	0	66	3.3
Lynn	44	403	44	133	.331	31	48	.646	64	30	87	4	119	2.7

DATE	OPPONENT	BOX SCORE	W / L	DATE	OPPONENT	BOX SCORE	W / L
Oct. 17	@ Philadelphia	L 126-131	0-1	Jan. 9	@ Atlanta	W 127-112	21-21
Oct. 18	@ New York	L 96-99	0-2	Jan. 10	@ Chicago	W 112-116 (OT)	21-22
Oct. 21	@ Baltimore	W 142-137 (OT)	1-2	Jan. 14	@ Milwaukee	L 113-115	21-23
Oct. 22	@ Cincinnati	W 116-109	2-2	Jan. 16	@ Boston	W 108-103	22-23
Oct. 24	Milwaukee	W 123-112	3-2	Jan. 18	@ Detroit	L 100-106	22-24
Oct. 25	@ Seattle	W 130-106	4-2	Jan. 22	San Fran. at Houston	W 122-108	23-24
Oct. 26	Chicago	W 129-125	5-2	Jan. 23	Seattle	W 128-100	24-24
Nov. 2	Cincinnati	L 116-124	5-3	Jan. 24	@ Seattle	W 122-121 (OT)	25-24
Nov. 7	Phoenix	L 120-122	5-4	Jan. 25	Phoenix	W 118-106	26-24
Nov. 9	New York	L 102-112	5-5	Jan. 27	San Diego	W 124-109	27-24
Nov. 11	Detroit	L 102-110	5-6	Jan. 28	@ San Diego	W 113-108	28-24
Nov. 14	Phoenix	W 127-112	6-6	Jan. 30	Atlanta	W 102-87	29-24
Nov. 15	@ Phoenix	L 111-114	6-7	Feb. 1	@ Philadelphia	W 113-112	30-24
Nov. 16	Philadelphia	W 138-125	7-7	Feb. 3	Cincinnati at Cleveland	W 124-114	31-24
Nov. 18	@ Detroit	W 125-114	8-7	Feb. 4	@ Detroit	L 109-125	31-25
Nov. 19	@ Cincinnati	W 116-103	9-7	Feb. 6	Milwaukee	L 105-118	31-26
Nov. 21	@ San Diego	W 100-98	10-7	Feb. 7	@ Phoenix	W 117-121 (OT)	31-27
Nov. 22	@ San Francisco	W 106-98	11-7	Feb. 8	San Diego	W 125-113	32-27
Nov. 23	Baltimore	L 97-129	11-8	Feb. 10	Baltimore	L 106-111	32-28
Nov. 25	@ New York	L 96-103	11-9	Feb. 11	@ San Francisco	W 125-115	33-28
Nov. 26	@ Milwaukee	L 81-100	11-10	Feb. 12	Atlanta	W 136-114	34-28
Nov. 28	San Francisco	L 108-114	11-11	Feb. 14	@ Chicago	W 113-116	34-29
Nov. 30	Chicago	L 114-116 (OT)	11-12	Feb. 15	@ Milwaukee	W 98-96	35-29
Dec. 4	@ Phoenix	L 109-119	11-13	Feb. 17	@ New York	L 93-114	35-30
Dec. 5	Detroit	W 128-109	12-13	Feb. 18	@ Baltimore	L 103-117	35-31
Dec. 6	@ San Diego	W 128-115	13-13	Feb. 20	Milwaukee	W 119-114	36-31
Dec. 7	Atlanta	L 103-104	13-14	Feb. 21	@ San Diego	L 106-121	36-32
Dec. 9	@ Philadelphia	L 99-123	13-15	Feb. 22	Boston	W 108-96	37-32
Dec. 10	@ Boston	L 99-111	13-16	Feb. 24	Atlanta	L 106-118	37-33
Dec. 12	@ Atlanta	L 107-121	13-17	Feb. 27	Chicago	W 111-101	38-33
Dec. 14	Seattle	W 131-127	14-17	Mar. 1	@ Boston	W 120-114	39-33
Dec. 19	Cincinnati	L 109-117	14-18	Mar. 3	@ Atlanta	L 93-101	39-34
Dec. 21	Philadelphia	W 133-117	15-18	Mar. 4	@ Baltimore	L 94-91	40-34
Dec. 23	@ San Diego	L 109-115	15-19	Mar. 6	Baltimore	L 100-105	40-35
Dec. 26	New York	W 114-106	16-19	Mar. 8	Cincinnati	W 144-116	41-35
Dec. 28	Boston	W 109-99	17-19	Mar. 10	San Francisco	W 106-104	42-35
Dec. 30	@ San Francisco	L 100-105	17-20	Mar. 13	Philadelphia	W 128-117	43-35
Jan. 2	San Francisco	W 125-95	18-20	Mar. 15	New York	W 106-101	44-35
Jan. 3	@ Seattle	W 126-109	19-20	Mar. 18	Boston	L 122-137	44-36
Jan. 4	Phoenix	W 120-112	20-20	Mar. 20	Detroit	W 117-111	45-36
Jan. 6	Chicago at Kansas City	L 100-105	20-21	Mar. 22	Seattle	W 121-118	46-36

* Did not finish season on Laker roster. † Totals with Lakers only.



1970-71 LOS ANGELES LAKERS



48-34 - 1ST IN PACIFIC DIVISION

Head Coach: Joe Mullaney
Standing: Willie McCarter, Jerry West, Jim McMillian, Elgin Baylor, Pat Riley, Ernie Killum, Gail Goodrich
Seated: John Tresvant, Fred Hetzel, Wilt Chamberlain, Rick Roberson, Happy Hairston, Keith Erickson

1970-71 REGULAR SEASON STATISTICS / GAME-BY-GAME RESULTS

	G	Min.	FGM	FGA	Pct.	FTM	FTA	Pct.	Reb.	Ast.	PF	Dq.	SCORING	
													Pts.	Avg.
West	69	2845	667	1351	494	525	631	832	320	655	180	0	1859	26.9
Chamberlain	82	3630	668	1226	545	360	669	538	1493	352	174	0	1696	20.7
Hairston	80	2921	574	1233	466	337	431	782	797	168	256	2	1485	18.6
Goodrich	79	2808	558	1174	475	264	343	770	260	380	258	3	1380	17.5
Erickson	73	2272	369	783	471	85	112	759	404	223	241	4	823	11.3
Baylor	2	57	8	19	421	4	6	667	11	2	6	0	20	10.0
McMillian	81	1747	289	629	459	100	130	769	330	133	122	1	678	8.4
McCarter	76	1369	247	592	417	46	77	597	122	126	152	0	540	7.1
Tresvant*	8	66	18	35	514	7	10	700	23	10	11	0	43	5.4
Roberson	65	909	125	301	415	88	143	615	304	47	125	1	338	5.2
Riley	54	506	105	254	413	56	87	644	54	72	84	0	266	4.9
Hetzel	59	613	111	256	434	60	77	779	149	37	99	3	282	4.8
Killum	4	12	0	4	000	1	1	1000	2	0	1	0	1	0.3

DATE	OPPONENT	BOX SCORE	W / L	DATE	OPPONENT	BOX SCORE	W / L
Oct. 16	@ Chicago	W 106-102	1-0	Jan. 8	@ Philadelphia	W 123-117	24-18
Oct. 17	@ Baltimore	L 116-118 (OT)	1-1	Jan. 10	@ Detroit	W 109-118	24-19
Oct. 20	@ New York	L 100-115	1-2	Jan. 14	Cincinnati at Toronto	W 126-120	25-19
Oct. 21	@ Philadelphia	W 141-117	2-2	Jan. 16	@ Atlanta	L 123-127	25-20
Oct. 23	Philadelphia	L 122-127	2-3	Jan. 19	Philadelphia	W 134-114	26-20
Oct. 25	Cleveland	W 123-96	3-3	Jan. 22	San Francisco	W 130-110	27-20
Oct. 30	Buffalo	W 104-90	4-3	Jan. 24	Cincinnati	W 142-131	28-20
Nov. 3	@ Portland	W 128-108	5-3	Jan. 26	Chicago	W 136-111	28-20
Nov. 6	New York	W 106-104	6-3	Jan. 28	@ Phoenix	L 112-118	29-21
Nov. 8	Baltimore	W 124-105	7-3	Jan. 29	Seattle	W 122-115	30-21
Nov. 10	@ Chicago	L 96-118	7-4	Jan. 30	@ San Francisco	L 85-87	30-22
Nov. 11	@ Detroit	W 117-115	8-4	Jan. 31	Portland	W 133-120	31-22
Nov. 13	Detroit	W 122-109	9-4	Feb. 2	San Diego	W 133-105	32-22
Nov. 17	Atlanta	W 116-105	10-4	Feb. 5	Milwaukee	W 116-93	33-22
Nov. 19	@ Seattle	L 110-111	10-5	Feb. 6	@ San Diego	W 115-108	34-22
Nov. 20	Milwaukee	L 100-117	10-6	Feb. 7	San Francisco	W 119-104	35-22
Nov. 22	Seattle	W 149-124	11-6	Feb. 9	@ Cleveland	W 116-111	36-22
Nov. 27	Phoenix	L 105-116	11-7	Feb. 11	@ Milwaukee	L 88-122	36-23
Nov. 28	@ San Francisco	L 88-92	11-8	Feb. 12	@ Chicago	L 88-127	36-24
Nov. 29	San Diego	W 130-112	12-8	Feb. 14	Cincinnati	W 125-113	37-24
Dec. 1	@ Baltimore	W 97-93	13-8	Feb. 16	New York	W 130-115	38-24
Dec. 2	@ Boston	L 111-114	13-9	Feb. 18	@ Portland	W 136-114	39-24
Dec. 4	San Francisco	W 123-101	14-9	Feb. 19	Philadelphia	L 104-118	39-25
Dec. 5	@ San Diego	L 116-119	14-10	Feb. 21	Boston	W 124-116	40-25
Dec. 6	Portland	W 131-120	15-10	Feb. 23	@ Baltimore	W 114-107	41-25
Dec. 8	@ Phoenix	W 121-112	16-10	Feb. 24	@ Boston	L 96-116	41-26
Dec. 11	@ Seattle	W 126-118	17-10	Feb. 26	Seattle	W 145-121	42-26
Dec. 13	Detroit	L 100-103	17-11	Feb. 27	@ San Francisco	W 112-107	43-26
Dec. 15	@ Buffalo	L 111-113 (OT)	17-12	Feb. 28	Cleveland	W 107-90	44-26
Dec. 16	@ Cincinnati	W 118-102	18-12	Mar. 2	@ Buffalo	W 131-118	45-26
Dec. 19	@ Atlanta	W 116-104	19-12	Mar. 3	@ Milwaukee	L 97-112	45-27
Dec. 21	@ Milwaukee	L 88-113	19-13	Mar. 5	Atlanta	L 104-105	45-28
Dec. 22	Atlanta	L 115-119	19-14	Mar. 6	@ Seattle	L 109-121	45-29
Dec. 25	Boston	W 123-113	20-14	Mar. 7	Chicago	W 117-108	46-29
Dec. 27	Phoenix	W 128-110	21-14	Mar. 9	Baltimore	L 95-107	46-30
Dec. 29	Chicago	W 126-117	22-14	Mar. 12	Buffalo	L 109-116	46-31
Dec. 30	@ Phoenix	L 114-132	22-15	Mar. 14	Detroit	W 110-100	47-31
Jan. 1	San Diego	L 106-117	22-16	Mar. 16	@ New York	L 82-115	47-32
Jan. 2	@ San Diego	L 108-109 (OT)	22-17	Mar. 17	@ Boston	L 104-112	47-33
Jan. 5	Cincinnati at Omaha	L 112-146	22-18	Mar. 19	Phoenix	L 106-111	47-34
Jan. 7	@ Cleveland	W 110-105	23-18	Mar. 21	New York	W 101-98	48-34



1971-72 LOS ANGELES LAKERS



69-13 - 1ST IN PACIFIC DIVISION

Head Coach: Bill Sharman
Standing: Gail Goodrich, Jim Cleamons, Pat Riley, Jim McMillian, Jerry West, Flynn Robinson
Seated: Keith Erickson, Happy Hairston, Leroy Ellis, Wilt Chamberlain, John Trapp, Elgin Baylor



NBA Champions

1971-72 REGULAR SEASON STATISTICS / GAME-BY-GAME RESULTS

	G	Min.	FGM	FGA	Pct.	FTM	FTA	Pct.	Reb.	Ast.	PF	Dq.	SCORING	
													Pts.	Avg.
Goodrich	92	3040	826	1695	.487	475	559	.850	295	365	210	0	2127	25.3
West	77	2973	735	1540	.477	515	633	.814	327	747	209	0	1985	25.8
McMillian	80	3050	642	1331	.482	219	277	.791	222	209	209	0	1503	18.8
Chamberlain	82	3469	496	764	.649	221	524	.422	1572	329	196	0	1213	14.8
Hairston	80	2748	368	798	.461	311	399	.779	1045	193	251	2	1047	13.1
Baylor	9	239	42	97	.433	22	27	.815	57	18	20	0	106	11.8
Robinson	64	1007	262	535	.490	111	129	.860	115	138	139	2	635	9.9
Riley	67	926	197	441	.447	55	74	.743	127	75	110	0	449	6.7
Trapp	58	759	139	314	.443	51	73	.699	180	42	130	3	329	5.7
Erickson	15	262	40	83	.482	6	7	.857	39	35	26	0	86	5.7
Ellis	74	1081	138	300	.460	66	95	.695	310	46	115	0	342	4.6
Cleamons	38	201	35	100	.350	28	36	.778	39	35	21	0	98	2.6

DATE	OPPONENT	BOX SCORE	W / L	DATE	OPPONENT	BOX SCORE	W / L
Oct. 15	@ Detroit	W 132-103	1-0	Jan. 7	@ Atlanta	W 134-90	39-3
Oct. 16	@ New York	W 119-104	2-0	Jan. 9	@ Milwaukee	L 104-120	39-4
Oct. 19	@ Buffalo	W 123-106	3-0	Jan. 11	@ Detroit	W 123-103	40-4
Oct. 20	@ Atlanta	W 126-104	4-0	Jan. 12	@ Cincinnati	L 107-108	40-5
Oct. 22	Chicago	L 106-113	4-1	Jan. 14	@ Philadelphia	W 135-121	41-5
Oct. 24	@ Houston	W 113-103	5-1	Jan. 21	New York	L 101-104	41-6
Oct. 29	Cincinnati	W 119-107	6-1	Jan. 22	@ Phoenix	L 102-116	41-7
Oct. 30	@ Seattle	L 106-115	6-2	Jan. 25	Phoenix	W 129-119	42-7
Oct. 31	Golden State	L 105-109	6-3	Jan. 28	Houston	W 118-105	43-7
Nov. 5	Baltimore	W 110-106	7-3	Jan. 30	Portland	W 153-131	44-7
Nov. 6	@ Golden State	W 105-89	8-3	Feb. 4	Milwaukee	W 118-105	45-7
Nov. 7	New York	W 103-96	9-3	Feb. 5	@ Golden State	W 108-96	46-7
Nov. 9	@ Chicago	W 122-109	10-3	Feb. 6	Baltimore	W 151-127	47-7
Nov. 10	@ Philadelphia	W 143-103	11-3	Feb. 8	@ New York	W 107-102	48-7
Nov. 12	Seattle	W 115-107	12-3	Feb. 9	@ Atlanta	W 117-113	49-7
Nov. 13	@ Portland	W 130-108	13-3	Feb. 11	@ Boston	L 108-121	49-8
Nov. 14	Boston	W 128-115	14-3	Feb. 13	Balt. at College Park	W 121-110	50-8
Nov. 16	Cleveland	W 108-90	15-3	Feb. 15	Cincinnati	W 125-118	51-8
Nov. 19	Houston	W 106-99	16-3	Feb. 16	@ Phoenix	W 109-110	51-9
Nov. 21	Milwaukee	W 112-105	17-3	Feb. 18	Portland	W 125-114	52-9
Nov. 25	@ Seattle	W 139-115	18-3	Feb. 19	@ Portland	W 115-94	53-9
Nov. 26	Detroit	W 132-113	19-3	Feb. 20	Boston	W 132-113	54-9
Nov. 28	Seattle	W 136-121	20-3	Feb. 22	Detroit	L 134-135 (OT)	54-10
Dec. 1	@ Boston	W 124-111	21-3	Feb. 23	Houston at Waco	L 110-115	54-11
Dec. 3	@ Philadelphia	W 131-116	22-3	Feb. 25	Cincinnati	W 109-88	55-11
Dec. 5	Portland	W 123-107	23-3	Feb. 27	Chicago	W 123-118 (OT)	56-11
Dec. 8	@ Houston	W 125-120	24-3	Feb. 29	@ New York	W 114-111	57-11
Dec. 9	@ Golden State	W 124-111	25-3	Mar. 1	Milwaukee at Madison	W 109-108	58-11
Dec. 10	Phoenix	W 126-117	26-3	Mar. 3	Atlanta	W 114-104	59-11
Dec. 12	Atlanta	W 104-95	27-3	Mar. 5	Baltimore	L 94-108	59-12
Dec. 14	@ Portland	W 129-114	28-3	Mar. 7	Philadelphia	W 114-97	60-12
Dec. 17	Golden State	W 129-99	29-3	Mar. 10	Cleveland	W 132-98	61-12
Dec. 18	@ Phoenix	W 132-106	30-3	Mar. 12	Buffalo	W 141-102	62-12
Dec. 19	Philadelphia	W 154-132	31-3	Mar. 14	@ Detroit	W 129-116	63-12
Dec. 21	@ Buffalo	W 117-103	32-3	Mar. 15	@ Cincinnati	W 121-116	64-12
Dec. 22	@ Baltimore	W 127-120	33-3	Mar. 17	Milwaukee	W 123-107	65-12
Dec. 26	Houston	W 137-115	34-3	Mar. 19	Golden State	W 162-99	66-12
Dec. 28	Buffalo	W 105-87	35-3	Mar. 21	@ Chicago	W 109-104	67-12
Dec. 30	@ Seattle	W 122-106	36-3	Mar. 22	@ Cleveland	L 120-124	67-13
Jan. 2	@ Boston	W 122-113	37-3	Mar. 24	Phoenix	W 112-110	68-13
Jan. 5	@ Cleveland	W 113-103	38-3	Mar. 26	Seattle	W 124-98	69-13





1972-73 LOS ANGELES LAKERS



60-22 - 1ST IN PACIFIC DIVISION

Head Coach: Bill Sharman
Standing: Gail Goodrich, Jerry West, Travis Grant, Pat Riley, Jim Price
Seated: Keith Erickson, Happy Hairston, Mel Counts, Wilt Chamberlain, Bill Bridges, Jim McMillian
Not pictured: Roger Brown, Bill Turner, Leroy Ellis, Flynn Robinson, John Trapp

Western Conference Champions

1972-73 REGULAR SEASON STATISTICS / GAME-BY-GAME RESULTS

	G	Min.	FGM	FGA	Pct.	FTM	FTA	Pct.	Reb.	Ast.	PF	Dq.	SCORING	
													Pts.	Avg.
Goodrich	76	2917	750	1615	46.4	314	374	84.0	263	332	193	1	1614	23.9
West	89	2460	618	1221	47.9	339	421	80.5	289	607	138	0	1575	22.8
McMillian	81	2953	655	1431	45.8	223	264	84.5	447	221	176	0	1533	18.9
Hairston	28	939	158	328	48.2	140	178	78.7	370	68	77	0	456	16.3
Chamberlain	82	3542	426	586	72.7	232	455	51.0	1526	365	191	0	1084	13.2
Bridges†	72	2491	286	597	47.9	133	190	70.0	782	196	261	3	705	9.8
Erickson	76	1920	299	696	46.0	89	110	80.9	337	242	190	3	687	9.0
Riley	55	801	167	390	42.8	65	82	79.3	65	81	126	0	399	7.3
Price	59	828	158	359	44.0	60	73	82.2	115	97	119	1	376	6.4
Robinson*	6	47	14	28	50.0	6	8	75.0	7	8	11	0	34	5.7
Counts†	59	611	127	278	45.7	39	58	67.2	237	62	98	1	293	5.0
Grant	33	153	51	116	44.0	23	26	88.5	52	7	19	0	125	3.8
Ellis	10	156	11	40	27.5	4	5	80.0	33	3	13	0	26	2.6
Trapp	5	35	3	12	25.0	7	10	70.0	14	2	10	0	13	2.6
Turner†	19	117	17	52	32.7	4	7	57.1	25	11	13	0	38	2.0
Brown	1	5	0	0	--	1	3	33.3	0	0	1	0	1	1.0

DATE	OPPONENT	BOX SCORE	W / L	DATE	OPPONENT	BOX SCORE	W / L
Oct. 11	@ K.C. Omaha	W 129-94	1-0	Jan. 12	@ Chicago	W 109-97	32-10
Oct. 13	@ Boston	L 104-112	1-1	Jan. 14	@ Atlanta	W 102-100	33-10
Oct. 14	@ New York	L 100-125	1-2	Jan. 16	Baltimore	L 104-112	33-11
Oct. 15	@ Cleveland	W 95-83	2-2	Jan. 19	New York	W 95-88	34-11
Oct. 20	Portland	W 126-104	3-2	Jan. 20	@ Phoenix	W 124-104	35-11
Oct. 22	Chicago	W 104-99	4-2	Jan. 21	K.C. Omaha	W 123-102	36-11
Oct. 24	@ K.C. Omaha	W 114-94	5-2	Jan. 26	Golden State	W 100-84	37-11
Oct. 25	Houston at San Antonio	W 112-107	6-2	Jan. 27	@ Golden State	W 122-107	38-11
Oct. 27	Golden State	L 91-119	6-3	Jan. 28	Seattle	W 130-94	39-11
Oct. 29	Phoenix	W 133-123	7-3	Jan. 30	Chicago	W 95-92	40-11
Nov. 3	Detroit	W 116-107	8-3	Feb. 1	@ Phoenix	W 120-106	41-11
Nov. 4	@ Portland	W 134-120	9-3	Feb. 2	Houston	W 126-109	42-11
Nov. 5	@ Seattle	W 124-115	10-3	Feb. 4	Balt. at College Park	W 125-115	43-11
Nov. 7	Houston	W 122-109	11-3	Feb. 6	@ New York	W 95-90	44-11
Nov. 10	Cleveland	W 118-88	12-3	Feb. 7	@ Boston	L 112-113 (OT)	44-12
Nov. 14	@ Milwaukee	W 95-92	13-3	Feb. 9	@ Milwaukee	L 88-109	44-13
Nov. 15	@ Detroit	W 110-99	14-3	Feb. 11	Philadelphia	W 108-90	45-13
Nov. 17	Buffalo	W 103-100	15-3	Feb. 13	Seattle	W 101-98	46-13
Nov. 19	Philadelphia	W 135-95	16-3	Feb. 16	Baltimore	W 121-103	47-13
Nov. 24	Detroit	W 140-123	17-3	Feb. 17	@ Portland	W 110-103	48-13
Nov. 25	@ Phoenix	W 116-109	18-3	Feb. 18	Atlanta	L 92-99	48-14
Nov. 26	Phoenix	W 112-107	19-3	Feb. 20	@ Chicago	L 89-103	48-15
Dec. 1	Atlanta	L 109-114 (OT)	19-4	Feb. 21	@ Detroit	L 98-106	48-16
Dec. 2	@ Golden State	W 112-103	20-4	Feb. 23	Golden State	L 106-111	48-17
Dec. 5	Milwaukee	W 116-94	21-4	Feb. 25	Milwaukee	W 91-82	49-17
Dec. 8	Seattle	W 119-100	22-4	Feb. 27	K.C. Omaha	L 103-107	49-18
Dec. 10	Portland	W 137-101	23-4	Mar. 2	Chicago	W 108-88	50-18
Dec. 12	@ Chicago	W 106-105 (OT)	24-4	Mar. 4	Cleveland	W 127-84	51-18
Dec. 13	@ Philadelphia	W 128-90	25-4	Mar. 6	@ Portland	W 114-102	52-18
Dec. 15	Boston	L 98-102	25-5	Mar. 9	Boston	L 111-119	52-19
Dec. 19	@ Buffalo	W 126-100	26-5	Mar. 11	Detroit	W 141-117	53-19
Dec. 20	@ Baltimore	W 96-90	27-5	Mar. 13	@ Buffalo	W 121-112	54-19
Dec. 22	Phoenix	L 110-118	27-6	Mar. 14	@ Detroit	W 121-112	55-19
Dec. 26	Portland	W 116-92	28-6	Mar. 16	New York	L 98-109	55-20
Dec. 27	@ Houston	W 104-136	28-7	Mar. 18	Phoenix	W 131-113	56-20
Dec. 29	K.C. Omaha	W 123-92	29-7	Mar. 20	@ Atlanta	L 112-114	56-21
Jan. 1	@ Seattle	W 108-103	30-7	Mar. 21	@ K.C. Omaha	W 124-118	57-21
Jan. 2	@ Golden State	L 106-112	30-8	Mar. 23	Buffalo	W 121-101	58-21
Jan. 6	@ Cleveland	L 93-108	30-9	Mar. 25	@ Seattle	W 109-93	59-21
Jan. 7	@ Milwaukee	L 92-99	30-10	Mar. 27	Milwaukee	L 84-85	59-22
Jan. 10	@ Philadelphia	W 120-96	31-10	Mar. 28	@ Golden State	W 96-89	60-22



1973-74 LOS ANGELES LAKERS



47-35 - 1ST IN PACIFIC DIVISION

Head Coach: Bill Sharman
Standing: Gail Goodrich, Jim Price, Kermit Washington, Pat Riley, Nate Hawthorne, Jerry West
Seated: Stan Love, Happy Hairston, Mel Counts, Elmore Smith, Bill Bridges, Connie Hawkins
Not pictured: Travis Grant



1973-74 REGULAR SEASON STATISTICS / GAME-BY-GAME RESULTS

	G	Min.	FGM	FGA	Pct.	FTM	FTA	Pct.	REBOUNDS										SCORING	
									Off.	Def.	Tot.	Ast.	PF	Dq.	Sl.	Bk.	Pts.	Avg.	Hi	
Goodrich	82	3061	784	1773	.442	508	588	.864	95	155	250	427	227	3	126	12	2076	25.3	49	
West	31	987	232	519	.447	165	198	.833	30	86	116	206	80	0	81	23	629	20.3	35	
Price	82	2628	538	1197	.449	187	234	.799	120	258	378	369	229	2	157	29	1263	15.4	31	
Hairston	77	2634	385	759	.507	343	445	.771	335	705	1040	208	264	2	64	17	1113	14.5	29	
Hawkins†	71	2538	368	733	.502	173	224	.772	162	360	522	379	203	1	105	78	909	12.8	26	
Smith	81	2922	434	949	.457	147	249	.590	204	702	906	150	309	8	71	393	1015	12.5	37	
Riley	72	1361	287	667	.430	110	144	.764	38	90	128	148	173	1	54	3	684	9.5	22	
Bridges	65	1812	216	513	.421	116	164	.707	193	306	499	148	219	3	58	31	548	8.4	28	
Love	51	698	119	278	.428	49	64	.766	54	116	170	48	132	3	28	20	287	5.6	21	
Washington	45	400	73	151	.483	26	49	.531	62	85	147	19	77	0	21	18	172	3.8	18	
Counts	45	499	61	167	.365	24	33	.727	56	90	146	54	85	2	20	23	146	3.2	16	
Hawthorne	33	229	38	93	.409	30	48	.625	16	16	32	23	33	1	9	6	106	3.2	13	
Grant	3	6	1	4	.250	1	3	.333	0	1	1	0	1	0	0	0	3	1.0	3	

DATE	OPPONENT	BOX SCORE	W / L	DATE	OPPONENT	BOX SCORE	W / L
Oct. 9	@ Chicago	W 117-97	1-0	Jan. 6	K.C. Omaha	W 109-105	24-18
Oct. 11	@ Atlanta	L 102-129	1-1	Jan. 8	@ Capital	L 92-94	24-19
Oct. 13	@ Buffalo	W 125-122	2-1	Jan. 9	@ Detroit	L 94-123	24-20
Oct. 19	Seattle	W 118-91	3-1	Jan. 11	@ Boston	W 111-103	25-20
Oct. 21	Atlanta	L 100-119	3-2	Jan. 12	@ Philadelphia	W 108-101	26-20
Oct. 23	@ Houston	W 107-98	4-2	Jan. 18	@ K.C. Omaha	W 116-115	27-20
Oct. 24	@ K.C. Omaha	W 92-91	5-2	Jan. 20	@ Milwaukee	L 90-94	27-21
Oct. 26	Detroit	W 94-92	6-2	Jan. 22	Cleveland	L 110-111 (OT)	27-22
Oct. 28	Portland	W 111-98	7-2	Jan. 25	Capital	W 143-124	28-22
Oct. 30	@ Portland	L 112-114	7-3	Jan. 27	Milwaukee	W 99-92	28-22
Nov. 2	New York	L 91-106	7-4	Feb. 1	Phoenix	W 121-110	30-22
Nov. 4	Houston	W 106-93	8-4	Feb. 2	@ Phoenix	L 112-119	30-23
Nov. 6	@ Cleveland	L 96-115	8-5	Feb. 3	Portland	W 124-91	31-23
Nov. 7	@ Milwaukee	L 92-109	8-6	Feb. 5	@ Houston	L 112-116 (OT)	31-24
Nov. 9	@ Seattle	W 118-111	9-6	Feb. 6	@ Atlanta	L 103-107	31-25
Nov. 16	Chicago	W 118-102	10-6	Feb. 10	@ Chicago	L 86-96	31-26
Nov. 17	@ Phoenix	W 130-110	11-6	Feb. 12	Houston	L 119-129	31-27
Nov. 18	Cleveland	W 102-100	12-6	Feb. 15	Seattle	W 112-96	32-27
Nov. 20	@ New York	L 89-105	12-7	Feb. 17	Atlanta	L 110-113	32-28
Nov. 21	@ Capital	W 106-97	13-7	Feb. 19	@ K.C. Omaha	L 86-92	32-29
Nov. 24	@ Portland	W 113-108	14-7	Feb. 20	@ Detroit	L 110-112	32-30
Nov. 25	Portland	W 137-109	15-7	Feb. 22	Philadelphia	W 104-103	33-30
Nov. 30	K.C. Omaha	W 123-107	16-7	Feb. 23	@ Seattle	W 118-116	34-30
Dec. 1	@ Portland	L 115-134	16-8	Feb. 24	Chicago	W 100-90	35-30
Dec. 2	Detroit	L 108-114	16-9	Feb. 26	@ Buffalo	W 119-112	36-30
Dec. 4	Phoenix	W 120-103	17-9	Feb. 27	@ Milwaukee	W 110-108	37-30
Dec. 7	Seattle	L 111-115	17-10	Mar. 1	K.C. Omaha	W 107-100	38-30
Dec. 8	@ Golden State	L 111-135	17-11	Mar. 3	Golden State	W 108-104	39-30
Dec. 9	Capital	L 96-110	17-12	Mar. 5	@ Portland	L 102-107	39-31
Dec. 11	@ Cleveland	L 100-101 (OT)	17-13	Mar. 6	Boston	W 116-111	40-31
Dec. 12	@ Detroit	L 96-114	17-14	Mar. 8	Detroit	W 129-113	41-31
Dec. 14	@ Chicago	W 100-97	18-14	Mar. 10	@ Boston	L 82-94	41-32
Dec. 16	Boston	L 110-115	18-15	Mar. 12	@ New York	W 109-102	42-32
Dec. 18	Milwaukee	W 109-107	19-15	Mar. 13	@ Philadelphia	W 121-100	43-32
Dec. 21	Philadelphia	W 116-107	20-15	Mar. 15	Golden State	L 107-112	43-33
Dec. 25	@ Phoenix	L 100-135	20-16	Mar. 16	@ Golden State	L 105-135	43-34
Dec. 26	@ Seattle	L 105-129	20-17	Mar. 17	New York	W 126-114	44-34
Dec. 28	Phoenix	L 119-107	21-17	Mar. 20	Milwaukee	W 120-114	45-34
Dec. 29	@ Golden State	L 100-102	21-18	Mar. 22	Chicago	W 99-93	46-34
Dec. 30	Buffalo	W 108-105	22-18	Mar. 24	Buffalo	W 150-124	47-34
Jan. 4	Golden State	W 114-111	23-18	Mar. 26	Seattle	L 115-121	47-35



† Totals with Lakers only.



1974-75 LOS ANGELES LAKERS



30-52 - 5TH IN PACIFIC DIVISION

Head Coach: Bill Sharman
Standing: Pat Riley, Brian Winters, Stu Lantz, Lucius Allen, Gail Goodrich
Seated: Cazzie Russell, Happy Hairston, Kermit Washington, Elmore Smith, Zelmo Beaty, Corky Calhoun
Not pictured: Bill Bridges, Connie Hawkins, Stan Love, Jim Price

1974-75 REGULAR SEASON STATISTICS / GAME-BY-GAME RESULTS

	G	Min.	FGM	FGA	Pct.	FTM	FTA	Pct.	REBOUNDS					SCORING					
									Off.	Def.	Tot.	Ast.	PF	Dq.	St.	Blk.	Pts.	Avg.	HI
Goodrich	72	2558	656	1429	.456	318	378	.841	96	123	219	420	214	1	102	6	1630	22.6	53
Price†	9	339	75	167	.449	41	45	.911	17	26	43	53	36	1	21	3	191	21.2	27
Allen†	56	2011	443	1006	.440	207	269	.770	81	166	247	119	194	4	122	28	1093	19.5	39
Russell	40	1055	264	580	.455	101	113	.894	34	81	115	109	56	0	27	2	629	15.7	30
Winters	68	1516	359	810	.443	76	92	.826	39	99	138	195	168	1	74	18	794	11.7	30
Riley	46	1016	219	523	.419	69	93	.742	25	60	85	121	128	0	36	4	507	11.0	38
Smith	74	2341	346	702	.493	112	231	.485	210	600	810	145	255	6	84	216	804	10.9	30
Hairston	74	2283	271	536	.506	217	271	.801	304	642	946	173	218	2	52	11	759	10.3	21
Lantz†	56	1430	189	446	.424	145	176	.824	81	89	170	158	134	1	44	10	523	9.3	26
Hawkins	43	1026	139	324	.429	68	99	.687	54	144	198	120	116	1	51	23	346	8.0	24
Love	30	431	85	194	.438	47	66	.712	31	66	97	26	69	1	16	13	217	7.2	18
Beaty	69	1213	136	310	.439	108	135	.800	93	234	327	74	130	1	45	29	380	5.5	19
Calhoun†	57	1270	120	286	.420	44	62	.710	95	141	236	75	160	1	49	23	284	5.0	13
Washington	55	949	87	207	.420	72	122	.590	106	244	350	66	155	2	25	32	246	4.5	12
Bridges†	17	307	20	57	.351	16	30	.533	46	48	94	27	46	1	7	5	56	3.3	15

DATE	OPPONENT	BOX SCORE	W / L	DATE	OPPONENT	BOX SCORE	W / L
Oct. 18	Golden State	W 105-90	1-0	Jan. 11	@ Washington	L 90-102	17-25
Oct. 20	K.C. Omaha	L 95-105	1-1	Jan. 21	@ Golden State	L 108-138	17-26
Oct. 25	Detroit	L 107-110	1-2	Jan. 24	New Orleans	W 110-108	18-26
Oct. 27	Phoenix	W 123-116	2-2	Jan. 26	Philadelphia	L 97-103	18-27
Oct. 29	@ Portland	W 105-102	3-2	Jan. 28	@ Houston	L 89-104	18-28
Oct. 30	@ Seattle	L 97-117	3-3	Jan. 29	@ New Orleans	W 112-108	19-28
Nov. 1	Milwaukee	W 109-86	4-3	Jan. 31	@ Phoenix	L 101-105	19-29
Nov. 3	Buffalo	L 101-124	4-4	Feb. 2	Seattle	L 112-119	19-30
Nov. 8	New York	L 105-117	4-5	Feb. 4	@ New York	L 94-109	19-31
Nov. 10	Golden State	L 103-106	4-6	Feb. 5	@ Philadelphia	W 113-110 (2OT)	20-31
Nov. 13	@ Seattle	L 103-108	4-7	Feb. 7	@ Buffalo	L 98-108	20-32
Nov. 15	Philadelphia	W 105-99	5-7	Feb. 9	@ Detroit	L 96-97	20-33
Nov. 16	@ Portland	L 99-112	5-8	Feb. 11	Buffalo	L 108-112	20-34
Nov. 17	Chicago	L 76-96	5-9	Feb. 14	Atlanta	W 108-100	21-34
Nov. 22	Houston	W 89-83	6-9	Feb. 16	@ Seattle	L 87-109	21-35
Nov. 24	Washington	L 108-111	6-10	Feb. 18	@ Chicago	L 105-128	21-36
Nov. 26	@ Milwaukee	W 105-102	7-10	Feb. 19	@ K.C. Omaha	L 92-115	21-37
Nov. 27	@ K.C. Omaha	L 89-107	7-11	Feb. 21	Golden State	L 93-105	21-38
Nov. 29	New Orleans	W 127-122	8-11	Feb. 23	Boston	L 115-119	21-39
Nov. 30	@ Golden State	L 118-128	8-12	Feb. 26	Portland	L 116-117 (2OT)	21-40
Dec. 1	Phoenix	W 111-105 (OT)	9-12	Feb. 28	Cleveland	W 109-105	22-40
Dec. 3	@ New York	L 95-100	9-13	Mar. 2	@ Washington	L 104-117	22-41
Dec. 4	@ Boston	L 90-101	9-14	Mar. 4	@ Atlanta	L 97-109	22-42
Dec. 6	Atlanta	W 100-84	10-14	Mar. 5	@ New Orleans	L 117-123	22-43
Dec. 7	@ Phoenix	L 88-92	10-15	Mar. 7	Chicago	L 87-89	22-44
Dec. 8	Phoenix	W 107-102	11-15	Mar. 9	Houston	W 116-95	23-44
Dec. 13	Seattle	W 109-93	12-15	Mar. 11	@ Detroit	W 95-94	24-44
Dec. 15	@ Portland	L 97-100	12-16	Mar. 13	@ Cleveland	L 85-104	24-45
Dec. 17	Cleveland	L 106-119	12-17	Mar. 14	@ Milwaukee	W 105-104	25-45
Dec. 20	Detroit	L 102-103	12-18	Mar. 16	Golden State	W 111-95	26-45
Dec. 21	@ Phoenix	L 104-114	12-19	Mar. 18	New York	L 100-109	26-46
Dec. 22	Portland	W 115-102	13-19	Mar. 21	Seattle	W 112-109 (OT)	27-46
Dec. 26	@ Cleveland	W 99-89	14-19	Mar. 23	Milwaukee	W 116-97	28-46
Dec. 27	@ Chicago	W 105-83	15-19	Mar. 25	@ Golden State	L 122-139	28-47
Dec. 28	@ Atlanta	L 98-106	15-20	Mar. 26	@ Seattle	L 89-110	28-48
Dec. 30	@ Houston	L 107-120	15-21	Mar. 28	K.C. Omaha	W 114-103	29-48
Jan. 3	Boston	L 106-127	15-22	Mar. 30	Phoenix	W 104-90	30-48
Jan. 5	Washington	W 112-109 (OT)	16-22	Apr. 1	Portland	L 106-124	30-49
Jan. 7	@ Buffalo	L 107-115	16-23	Apr. 2	@ Phoenix	L 106-108	30-50
Jan. 8	@ Philadelphia	W 106-98	17-23	Apr. 4	Seattle	L 102-111	30-51
Jan. 10	@ Boston	L 97-103	17-24	Apr. 6	@ Portland	L 97-126	30-52



1975-76 LOS ANGELES LAKERS



40-42 - 4TH IN PACIFIC DIVISION

Head Coach: Bill Sharman
Standing: Gail Goodrich, Stu Lantz, Cazzie Russell, C.J. Kupec, Corky Calhoun, Don Freeman, Ron Williams
Seated: Cliff Meely, Carnell Warner, Jim McDaniels, Kareem Abdul-Jabbar, Don Ford, Kermit Washington
Not pictured: Lucius Allen, Pat Riley, John Roche, Walt Wesley



1975-76 REGULAR SEASON STATISTICS / GAME-BY-GAME RESULTS

	G	Min.	FGM	FGA	Pct.	FTM	FTA	Pct.	REBOUNDS										SCORING		
									Off.	Def.	Tot.	Ast.	PF	Dq.	Stl.	Blk.	Pts.	Avg.	Hi		
Abdul-Jabbar	82	3379	914	1728	.529	447	636	.703	272	1111	1383	413	292	6	119	338	2275	27.7	48		
Goodrich	75	2646	583	1321	.441	293	346	.847	94	120	214	421	238	3	123	17	1459	19.5	37		
Allen	76	2398	461	1004	.459	197	254	.776	64	150	214	357	241	2	101	20	1119	14.7	28		
Russell	74	1625	371	802	.463	132	148	.892	50	133	183	122	122	0	53	3	874	11.8	33		
Freeman	64	1480	263	606	.434	163	199	.819	72	108	180	171	160	1	57	11	689	10.8	25		
Ford	76	1838	311	710	.438	104	139	.748	118	215	333	111	186	3	50	14	726	9.6	25		
Warner	81	2512	251	524	.479	89	128	.695	223	499	722	106	283	3	55	46	591	7.3	24		
Riley*	2	23	5	13	.385	1	3	.333	1	2	3	0	5	0	1	1	11	5.5	9		
Calhoun	76	1816	172	368	.467	65	83	.783	117	224	341	85	216	4	62	35	409	5.4	18		
Williams	9	158	17	43	.395	10	13	.769	2	17	19	21	15	0	3	0	44	4.9	12		
Lantz	53	853	85	204	.417	80	89	.899	28	71	99	76	105	1	27	3	250	4.7	19		
Wesley	1	7	1	2	.500	2	4	.500	0	1	1	1	2	0	0	0	4	4.0	4		
Washington	36	492	39	90	.433	45	66	.682	51	114	165	20	76	0	11	26	123	3.4	14		
Meely†	20	139	20	51	.392	24	32	.750	10	35	45	9	30	0	5	4	64	3.2	11		
McDaniels	35	242	41	102	.402	9	9	1.00	26	48	74	15	40	1	4	10	91	2.6	12		
Kupec	16	55	10	40	.250	7	11	.636	4	19	23	5	7	0	3	0	27	1.7	6		
Roche	15	52	3	14	.214	2	4	.500	0	3	3	6	7	0	0	0	8	0.5	4		

DATE	OPPONENT	BOX SCORE	W / L	DATE	OPPONENT	BOX SCORE	W / L
Oct. 23	@ New York	W 104-101	1-0	Jan. 9	@ Philadelphia	L 106-109	22-20
Oct. 27	@ Philadelphia	W 104-117	1-1	Jan. 11	@ Milwaukee	L 89-95	22-21
Oct. 28	@ Milwaukee	W 99-92	2-1	Jan. 13	@ Chicago	W 104-102	23-21
Oct. 29	@ Detroit	L 99-112	2-2	Jan. 22	@ Golden State	W 105-129	23-22
Oct. 31	Seattle	W 120-104	3-2	Jan. 23	@ Portland	L 96-119	23-23
Nov. 2	Atlanta	W 116-113 (OT)	4-2	Jan. 25	Washington	L 101-105	23-24
Nov. 4	@ Kansas City	L 98-116	4-3	Jan. 28	Phoenix	W 121-118	24-24
Nov. 5	@ New Orleans	L 110-113	4-4	Jan. 30	Portland	L 113-121	24-25
Nov. 7	New York	W 105-97	5-4	Feb. 1	Philadelphia	W 103-82	25-25
Nov. 8	@ Golden State	L 106-114	5-5	Feb. 5	@ Kansas City	L 109-117	25-26
Nov. 9	Kansas City	W 125-112	6-5	Feb. 6	@ Chicago	L 106-112	25-27
Nov. 12	New Orleans	W 116-100	7-5	Feb. 8	@ Atlanta	W 97-89	26-27
Nov. 14	Phoenix	W 114-107	8-5	Feb. 10	Detroit	W 106-88	27-27
Nov. 16	Chicago	W 110-93	9-5	Feb. 13	New Orleans	W 126-112	28-27
Nov. 18	@ Buffalo	L 106-120	9-6	Feb. 15	@ Washington	L 88-101	28-28
Nov. 19	@ Houston	W 118-110	10-6	Feb. 17	@ New Orleans	W 115-101	29-28
Nov. 21	Milwaukee	W 116-104	11-6	Feb. 18	@ Houston	L 98-114	29-29
Nov. 23	Houston	W 110-99	12-6	Feb. 20	Boston	L 113-125	29-30
Nov. 26	@ Portland	L 101-118	12-7	Feb. 22	@ Seattle	L 91-97	29-31
Nov. 28	Buffalo	W 126-105	13-7	Feb. 27	Kansas City	W 97-90	30-31
Nov. 30	Portland	W 116-109	14-7	Feb. 29	Cleveland	W 108-97	31-31
Dec. 2	@ Washington	L 104-107	14-8	Mar. 5	Golden State	W 106-99	32-31
Dec. 3	@ Detroit	W 118-110	15-8	Mar. 7	Chicago	L 88-91	32-32
Dec. 7	Washington	W 114-106	16-8	Mar. 9	@ New York	L 96-101	32-33
Dec. 12	Philadelphia	W 114-102	17-8	Mar. 10	@ Boston	L 89-92	32-34
Dec. 13	@ Phoenix	L 108-116	17-9	Mar. 12	New York	W 113-95	33-34
Dec. 14	Detroit	W 110-100	18-9	Mar. 14	Buffalo	W 137-109	34-34
Dec. 16	Cleveland	L 103-123	18-10	Mar. 16	@ Cleveland	W 109-105	35-34
Dec. 18	@ Atlanta	L 98-114	18-11	Mar. 17	@ Milwaukee	L 96-109	35-35
Dec. 19	@ Chicago	L 91-104	18-12	Mar. 19	Detroit	W 122-107	36-35
Dec. 21	@ Cleveland	L 98-99	18-13	Mar. 20	@ Phoenix	L 93-106	36-36
Dec. 23	Kansas City	W 111-97	19-13	Mar. 21	Milwaukee	L 111-130	36-37
Dec. 26	Portland	W 104-95	20-13	Mar. 23	Houston	W 125-106	37-37
Dec. 27	@ Seattle	W 109-100	21-13	Mar. 26	Atlanta	W 107-85	38-37
Dec. 28	Boston	L 113-123	21-14	Mar. 27	@ Golden State	L 97-113	38-38
Dec. 30	Seattle	L 100-112	21-15	Mar. 28	Phoenix	L 97-100	38-39
Jan. 2	Golden State	L 105-113	21-16	Mar. 31	@ Seattle	L 109-120	38-40
Jan. 3	@ Golden State	L 99-130	21-17	Apr. 2	Seattle	W 113-105	39-40
Jan. 4	Portland	W 110-101	22-17	Apr. 4	Golden State	W 118-111	40-40
Jan. 6	@ Buffalo	L 113-114	22-18	Apr. 6	@ Portland	L 104-106	40-41
Jan. 7	@ Boston	L 103-109	22-19	Apr. 8	@ Phoenix	L 98-113	40-42

* Did not finish season on Laker roster. † Totals with Lakers only.



1976-77 LOS ANGELES LAKERS



53-29 - 1ST IN PACIFIC DIVISION

Head Coach: Jerry West
Standing: Lucius Allen, Earl Tatum, Don Chaney, Marv Roberts, Tom Abernathy, Mack Calvin, Cazzie Russell, Stu Lantz, Bo Lamar
Seated: Don Ford, Kermit Washington, Kareem Abdul-Jabbar, C.J. Kupec
Not pictured: Allen Murphy, Johnny Neuman, Camell Warner

1976-77 REGULAR SEASON STATISTICS / GAME-BY-GAME RESULTS

	G	Min.	FGM	FGA	Pct.	FTM	FTA	Pct.	REBOUNDS											SCORING	
									Off.	Def.	Tot.	Ast.	PF	Dq.	Stl.	Bk.	Pts.	Avg.	HI		
Abdul-Jabbar	82	3016	898	1533	.579	376	536	.701	266	824	1090	319	262	4	101	21	2152	26.2	40		
Russell	82	2583	578	1179	.490	188	219	.868	86	208	294	210	163	1	86	7	1344	16.4	35		
Allen	78	2482	472	1035	.456	195	252	.774	58	193	251	405	183	0	116	19	1139	14.6	30		
Washington	53	1342	191	380	.503	132	187	.706	182	310	492	48	183	1	43	52	514	9.7	20		
Tatum	68	1249	283	607	.466	72	100	.720	83	153	236	118	166	1	85	22	638	9.4	23		
Calvin*	12	207	27	82	.329	41	48	.854	6	10	16	21	16	0	11	1	95	7.9	20		
Ford	82	1782	262	570	.460	73	102	.716	105	248	353	133	170	0	60	21	597	7.3	19		
Lamar	71	1165	228	561	.406	46	68	.676	30	62	92	177	73	0	59	3	502	7.1	22		
Abernathy	70	1378	169	349	.484	101	134	.754	113	178	291	98	118	1	49	10	439	6.3	19		
Chaney	81	2408	213	522	.408	70	94	.745	120	210	330	308	224	4	140	33	496	6.1	16		
Neumann†	59	888	146	363	.402	54	81	.667	19	44	63	137	127	2	28	8	346	5.9	24		
Kupec	82	908	153	342	.447	78	101	.772	76	123	199	53	113	0	18	4	384	4.7	14		
Warner	14	170	25	53	.472	4	6	.667	21	48	69	11	28	0	1	2	54	3.9	10		
Murphy	2	18	1	5	.200	3	7	.429	3	1	4	0	5	0	0	0	5	2.5	3		
Roberts	28	209	27	76	.355	4	6	.667	9	16	25	19	34	0	4	2	58	2.1	12		

DATE	OPPONENT	BOX SCORE	W / L	DATE	OPPONENT	BOX SCORE	W / L
Oct. 21	@ NY Knicks	L 97-102	0-1	Jan. 18	@ Kansas City	W 113-111	27-15
Oct. 22	@ Washington	W 103-84	1-1	Jan. 21	NY Knicks	W 108-94	28-15
Oct. 24	@ Cleveland	L 95-100	1-2	Jan. 23	Indiana	W 121-104	29-15
Oct. 26	@ Kansas City	L 115-117 (OT)	1-3	Jan. 25	Seattle	W 120-109	30-15
Oct. 29	Atlanta	W 118-101	2-3	Jan. 26	@ Seattle	L 103-118	30-16
Oct. 31	Detroit	W 121-101	3-3	Jan. 28	Philadelphia	W 117-104	31-16
Nov. 5	NY Knicks	L 121-126	3-4	Jan. 30	New Orleans	W 101-99	32-16
Nov. 7	Kansas City	W 107-96	4-4	Feb. 1	Milwaukee	W 136-115	33-16
Nov. 9	@ Buffalo	L 116-121 (OT)	4-5	Feb. 4	@ Boston	L 98-99	33-17
Nov. 10	@ Boston	L 112-117	4-6	Feb. 6	@ Philadelphia	L 97-102	33-18
Nov. 12	Indiana	W 117-106	5-6	Feb. 8	@ NY Knicks	L 107-125	33-19
Nov. 14	Cleveland	L 95-97	5-7	Feb. 9	@ Buffalo	W 105-90	34-19
Nov. 19	Golden State	W 121-99	6-7	Feb. 11	Denver	W 117-109	35-19
Nov. 21	NY Nets	W 96-91	7-7	Feb. 18	Atlanta	L 101-111	35-20
Nov. 23	@ Milwaukee	W 117-114	8-7	Feb. 20	@ Washington	W 108-101	36-20
Nov. 24	@ Denver	L 112-122	8-8	Feb. 22	@ San Antonio	L 103-135	36-21
Nov. 26	Portland	W 99-96	9-8	Feb. 23	@ Detroit	L 101-102	36-22
Nov. 28	Chicago	W 103-84	10-8	Feb. 25	Philadelphia	W 104-102	37-22
Nov. 30	Washington	W 109-102	11-8	Feb. 27	Houston	W 106-101	38-22
Dec. 3	San Antonio	W 114-105	12-8	Mar. 1	@ Atlanta	W 92-90	39-22
Dec. 4	@ Golden State	L 114-116	12-9	Mar. 2	@ Houston	L 113-120	39-23
Dec. 7	@ Chicago	L 81-89	12-10	Mar. 4	Cleveland	L 99-114	39-24
Dec. 8	@ Indiana	L 98-111	12-11	Mar. 6	Wash. W	W 104-99	40-24
Dec. 10	Houston	W 109-99	13-11	Mar. 11	Washington	W 94-91	41-24
Dec. 12	Denver	W 112-83	14-11	Mar. 13	@ NY Nets	W 84-81	42-24
Dec. 14	@ Atlanta	L 104-106	14-12	Mar. 14	@ Milwaukee	L 106-110	42-25
Dec. 15	@ New Orleans	W 115-105	15-12	Mar. 15	@ Denver	L 95-107	42-26
Dec. 17	Phoenix	W 118-105	16-12	Mar. 18	Golden State	W 98-85	43-26
Dec. 18	@ Portland	W 115-111 (OT)	17-12	Mar. 20	New Orleans	W 100-95	44-26
Dec. 19	Kansas City	W 103-92	18-12	Mar. 22	@ Chicago	L 86-102	44-27
Dec. 21	Buffalo	W 97-89	19-12	Mar. 23	@ Indiana	W 105-97	45-27
Dec. 25	@ Phoenix	L 96-113	19-13	Mar. 25	Phoenix	W 118-93	46-27
Dec. 26	Milwaukee	W 107-99	20-13	Mar. 26	@ Phoenix	W 109-102	47-27
Dec. 28	Boston	W 134-105	21-13	Mar. 27	Buffalo	W 92-89	48-27
Jan. 2	Portland	W 104-99	22-13	Mar. 29	Seattle	W 100-97	49-27
Jan. 5	@ Philadelphia	L 94-117	22-14	Apr. 1	San Antonio	W 107-102	50-27
Jan. 7	@ NY Nets	W 85-82	23-14	Apr. 3	Detroit	W 115-107 (OT)	51-27
Jan. 9	@ Detroit	W 124-118	24-14	Apr. 5	@ Golden State	L 103-132	51-28
Jan. 11	@ Cleveland	W 101-99	25-14	Apr. 8	NY Nets	W 124-100	52-28
Jan. 14	@ San Antonio	W 109-106	26-14	Apr. 9	@ Portland	L 116-145	52-29
Jan. 15	@ Houston	L 116-122	26-15	Apr. 10	@ Seattle	W 113-104	53-29



1977-78 LOS ANGELES LAKERS



45-37 - 4TH IN PACIFIC DIVISION

Head Coach: Jerry West
Standing: Norm Nixon, Adrian Dantley, Jamaal Wilkes, Tom Abernathy, Charlie Scott, Lou Hudson, Brad Davis
Seated: Don Ford, Kareem Abdul-Jabbar, Dave Robisch, Kenny Carr
Not pictured: Don Chaney, Ernie DiGregorio, James Edwards, Earl Tatum, Kermit Washington



1977-78 REGULAR SEASON STATISTICS / GAME-BY-GAME RESULTS

	G	Min.	FGM	FGA	Pct.	FTM	FTA	Pct.	REBOUNDS		Tot.	Ast.	PF	Dq.	Stl.	TO	Bk.	SCORING		
									Off.	Def.								Pts.	Avg.	
Abdul-Jabbar	62	2265	663	1205	.550	274	350	.783	186	615	201	269	182	1	70	208	185	1600	25.8	43
Dantley†	56	1985	377	725	.520	334	417	.801	171	233	404	188	157	1	161	7	1088	19.4	37	
Edwards†	25	723	145	316	.459	80	125	.640	44	136	180	29	89	3	16	57	28	370	14.8	32
Tatum†	25	663	153	314	.487	45	59	.763	23	67	90	70	85	1	37	53	10	351	14.0	25
Hudson	82	2283	493	992	.497	137	177	.774	80	108	188	193	196	0	94	150	14	1123	13.7	30
Nixon	81	2779	496	998	.497	115	161	.714	41	198	239	553	259	3	138	251	7	1107	13.7	28
Wilkes	51	1490	277	630	.440	106	148	.716	113	267	380	182	162	1	77	107	22	660	12.9	29
Scott†	48	1393	225	509	.442	110	142	.775	38	110	148	235	155	4	59	133	11	560	11.7	24
Washington	25	751	110	244	.451	68	110	.618	110	169	279	30	74	1	19	53	24	288	11.5	22
Ford	79	1945	272	576	.472	68	90	.756	106	247	353	142	210	1	68	88	46	612	7.7	22
Abernathy	73	1317	201	404	.498	91	111	.820	105	160	265	101	122	1	55	50	22	493	6.8	24
Carr	52	733	134	302	.444	55	85	.647	53	155	208	26	127	0	18	89	14	323	6.2	15
Robisch†	55	679	104	249	.418	50	65	.769	53	126	179	40	71	0	19	37	14	258	4.7	16
DiGregorio	25	332	41	100	.410	16	20	.800	5	16	23	7	22	0	6	46	0	98	3.9	11
Chaney†	9	133	13	36	.361	5	6	.833	4	7	11	17	14	0	8	11	3	31	3.4	11
Davis	33	334	30	72	.417	22	29	.759	4	31	35	83	39	1	15	35	2	82	2.5	10

DATE	OPPONENT	BOX SCORE	W / L	DATE	OPPONENT	BOX SCORE	W / L
Oct. 18	@ Milwaukee	L 112-117	0-1	Jan. 17	New York	W 121-108	18-24
Oct. 19	@ Indiana	W 133-120	1-1	Jan. 20	Washington	W 121-99	19-24
Oct. 21	@ Denver	L 101-106	1-2	Jan. 22	Houston	W 106-101	20-24
Oct. 23	Phoenix	L 101-104	1-3	Jan. 24	Philadelphia	W 117-102	21-24
Oct. 25	San Antonio	W 109-107	2-3	Jan. 27	Milwaukee	W 131-114	22-24
Oct. 28	@ Atlanta	L 95-102	2-4	Jan. 29	@ Washington	L 112-119	22-25
Oct. 29	@ San Antonio	L 118-129	2-5	Jan. 31	@ Cleveland	W 116-107	23-25
Nov. 2	@ New Jersey	W 107-102	3-5	Feb. 1	@ Boston	L 100-103 (OT)	23-26
Nov. 4	Indiana	W 111-99	4-5	Feb. 10	New Jersey	W 105-99 (OT)	24-26
Nov. 6	New York	L 102-106	4-6	Feb. 7	@ Buffalo	W 132-105	25-26
Nov. 11	New Orleans	W 123-107	5-6	Feb. 8	@ Detroit	W 105-95	26-26
Nov. 13	Golden State	W 97-95	6-6	Feb. 10	Golden State	W 135-107	27-26
Nov. 15	Cleveland	L 95-102 (OT)	6-7	Feb. 12	Atlanta	L 103-116	27-27
Nov. 18	Detroit	W 116-83	7-7	Feb. 14	San Antonio	W 128-114	28-27
Nov. 20	Chicago	L 80-102	7-8	Feb. 17	Boston	W 114-106	29-27
Nov. 22	@ Phoenix	L 107-118	7-9	Feb. 19	@ Golden State	W 115-93	30-27
Nov. 23	@ Seattle	L 89-113	7-10	Feb. 21	@ Chicago	W 106-104	31-27
Nov. 25	New Jersey	W 129-117	8-10	Feb. 22	@ Kansas City	L 122-127 (OT)	31-28
Nov. 27	Portland	L 93-100	8-11	Feb. 24	Denver	W 109-99	32-28
Nov. 29	@ Cleveland	L 101-118	8-12	Feb. 26	Detroit	L 124-127	32-29
Nov. 30	@ Detroit	L 98-104	8-13	Mar. 3	Philadelphia	W 96-95	33-29
Dec. 4	Denver	L 109-111	8-14	Mar. 5	Cleveland	W 128-117	34-29
Dec. 6	Milwaukee	W 108-108	9-14	Mar. 10	Chicago	W 115-109	35-29
Dec. 9	Houston	L 105-116	9-15	Mar. 11	@ Phoenix	L 114-120	35-30
Dec. 11	Buffalo	W 124-119 (OT)	10-15	Mar. 12	Phoenix	W 128-112	36-30
Dec. 13	@ New Orleans	L 94-117	10-16	Mar. 14	@ New York	W 135-117	37-30
Dec. 14	@ Houston	W 113-91	11-16	Mar. 15	@ Philadelphia	L 93-113	37-31
Dec. 16	Seattle	L 90-98	11-17	Mar. 17	Seattle	L 98-105	37-32
Dec. 18	Boston	W 104-97	12-17	Mar. 19	Atlanta	W 101-87	38-32
Dec. 20	Washington	W 120-115	13-17	Mar. 21	@ San Antonio	L 105-109	38-33
Dec. 23	@ Portland	L 98-108	13-18	Mar. 22	@ Houston	W 124-106	39-33
Dec. 25	@ Seattle	W 111-96	14-18	Mar. 24	Buffalo	W 120-115	40-33
Dec. 27	@ Golden State	W 123-82	15-18	Mar. 26	Indiana	W 110-99	41-33
Dec. 30	Kansas City	W 119-109	16-18	Mar. 28	@ Atlanta	L 104-105	41-34
Jan. 3	@ New York	W 120-117	17-18	Mar. 29	@ New Orleans	W 108-103	42-34
Jan. 4	@ Buffalo	L 93-94	17-19	Mar. 31	Portland	L 101-103	42-35
Jan. 6	@ Philadelphia	L 110-123	17-20	Apr. 2	Kansas City	W 133-127	43-35
Jan. 8	@ Indiana	L 103-104	17-21	Apr. 4	@ Milwaukee	W 103-102	44-35
Jan. 10	@ Chicago	L 106-110	17-22	Apr. 5	@ Washington	L 119-125	44-36
Jan. 11	@ Kansas City	L 94-102	17-23	Apr. 7	New Jersey	W 114-106	45-36
Jan. 14	@ Denver	L 112-123	17-24	Apr. 9	@ Portland	L 99-114	45-37

* Did not finish season on Laker roster. † Totals with Lakers only.



1978-79 LOS ANGELES LAKERS



47-35 - 3RD IN PACIFIC DIVISION

Head Coach: Jerry West
Standing: Norm Nixon, Lou Hudson, Jamaal Wilkes, Adrian Dantley, Ron Carter, Jim Price, Ron Boone
Seated: Dave Robisch, Kenny Carr, Kareem Abdul-Jabbar, Don Ford
Not pictured: Michael Cooper, Brad Davis

1978-79 REGULAR SEASON STATISTICS / GAME-BY-GAME RESULTS

	G	Min.	FGM	FGA	Pct.	FTM	FTA	Pct.	REBOUNDS			SCORING								
									Off.	Def.	Tot.	Ast.	PF	Dq.	Stl.	TO	Blk.	Pts.	Avg.	HI
Abdul-Jabbar	80	3157	777	1347	.577	349	474	.736	207	818	1025	431	230	3	76	282	316	1903	23.8	40
Wilkes	82	2915	626	1242	.504	272	362	.751	164	445	609	227	275	2	134	224	27	1524	18.6	31
Dantley	60	1775	374	733	.510	292	342	.854	131	211	342	138	162	0	63	155	12	1040	17.3	40
Nixon	82	3145	623	1149	.542	158	204	.775	48	183	231	737	250	6	201	231	17	1404	17.1	29
Hudson	78	1686	329	636	.517	110	124	.887	64	76	140	141	133	1	58	99	17	768	9.8	23
Boone	82	1583	259	569	.455	90	104	.865	53	92	145	154	171	1	66	147	11	608	7.4	18
Carr	72	1149	225	450	.500	83	137	.606	70	222	292	60	152	0	38	116	31	533	7.4	17
Ford	79	1540	228	450	.507	72	89	.809	83	185	268	101	177	2	51	93	25	528	6.7	22
Price	75	1207	171	344	.497	55	79	.696	26	97	123	218	128	0	66	100	12	397	5.3	19
Robisch	80	1219	150	336	.446	86	115	.748	82	203	285	97	108	0	20	53	25	386	4.8	15
Davis*	5	65	8	11	.727	3	4	.750	0	1	1	9	10	0	2	6	0	19	3.8	9
Carter	46	332	54	124	.435	36	54	.667	21	24	45	25	54	1	17	40	7	144	3.1	14
Cooper	3	7	3	6	.500	0	0	---	0	0	0	0	1	0	1	1	0	6	2.0	4

DATE	OPPONENT	BOX SCORE	W / L	DATE	OPPONENT	BOX SCORE	W / L
Oct. 13	@ Philadelphia	L 102-110	0-1	Jan. 10	@ Boston	W 99-89	26-16
Oct. 14	@ New Jersey	L 100-102	0-2	Jan. 12	@ New Jersey	W 117-116	27-16
Oct. 17	@ Cleveland	L 111-113	0-3	Jan. 14	@ Seattle	W 108-99	28-16
Oct. 22	San Antonio	W 134-121	1-3	Jan. 17	@ San Diego	W 117-119	28-17
Oct. 24	@ San Diego	L 123-124	1-4	Jan. 19	Houston	L 121-122 (OT)	28-18
Oct. 27	San Diego	W 113-101	2-4	Jan. 21	Golden State	W 113-107	29-18
Oct. 29	Washington	W 109-93	3-4	Jan. 23	New York	W 148-124	30-18
Oct. 31	Denver	W 134-107	4-4	Jan. 25	@ Detroit	L 100-135	30-19
Nov. 3	New York	W 143-124	5-4	Jan. 26	@ Denver	L 107-119	30-20
Nov. 5	Cleveland	W 117-107	6-4	Jan. 28	Milwaukee	W 111-109	31-20
Nov. 7	@ Chicago	W 112-111	7-4	Jan. 30	New Jersey	W 127-108	32-20
Nov. 8	@ Indiana	W 113-111	8-4	Feb. 6	San Antonio	W 119-111 (OT)	33-20
Nov. 10	Kansas City	W 136-127	9-4	Feb. 7	@ Golden State	W 106-104	34-20
Nov. 12	Indiana	W 134-106	10-4	Feb. 9	Cleveland	W 106-103	35-20
Nov. 14	@ Milwaukee	W 137-119	11-4	Feb. 11	@ Kansas City	L 103-104	35-21
Nov. 15	@ Detroit	W 133-126	12-4	Feb. 13	@ Cleveland	L 111-117	35-22
Nov. 17	New Orleans	W 121-109	13-4	Feb. 16	@ Milwaukee	L 98-99	35-23
Nov. 19	Chicago	W 104-95	14-4	Feb. 18	@ Indiana	W 122-111	36-23
Nov. 22	@ Houston	W 121-114	15-4	Feb. 20	Golden State	L 91-102	36-24
Nov. 24	@ Washington	L 103-113	15-5	Feb. 23	Boston	W 113-104	37-24
Nov. 25	@ Atlanta	L 103-109	15-6	Feb. 25	Indiana	W 118-108	38-24
Nov. 28	Detroit	W 103-105	15-7	Feb. 27	Kansas City	W 122-114	39-24
Dec. 1	Phoenix	W 130-122	16-7	Mar. 2	Philadelphia	W 126-111	40-24
Dec. 3	New Jersey	L 105-107	16-8	Mar. 4	Denver	W 99-113	40-25
Dec. 5	@ New Orleans	W 114-102	17-8	Mar. 9	Chicago	L 92-102	40-26
Dec. 6	@ San Antonio	L 111-112	17-9	Mar. 11	@ Boston	L 106-108	40-27
Dec. 8	Milwaukee	W 101-85	18-9	Mar. 13	@ Washington	L 111-120	40-28
Dec. 10	Atlanta	W 88-86	19-9	Mar. 14	@ San Antonio	L 112-125	40-29
Dec. 12	@ Portland	L 115-117	19-10	Mar. 16	Atlanta	W 111-110	41-29
Dec. 13	@ Seattle	L 107-117	19-11	Mar. 18	Boston	W 122-111	42-29
Dec. 15	Seattle	W 100-98	20-11	Mar. 21	Portland	L 110-114	42-30
Dec. 16	@ Phoenix	L 100-119	20-12	Mar. 23	San Diego	W 156-119	43-30
Dec. 17	Philadelphia	L 96-103	20-13	Mar. 25	@ Denver	L 113-123	43-31
Dec. 22	Washington	W 127-115	21-13	Mar. 28	@ Phoenix	L 106-112	43-32
Dec. 26	New Orleans	L 123-125	21-14	Mar. 30	Detroit	W 124-113	44-32
Dec. 27	@ Golden State	W 106-104	22-14	Apr. 1	@ Philadelphia	L 111-112	44-33
Dec. 29	Portland	W 118-95	23-14	Apr. 3	@ Chicago	W 97-95	45-33
Jan. 2	@ New Orleans	L 105-109	23-15	Apr. 4	@ Kansas City	L 111-115 (OT)	45-34
Jan. 3	@ Atlanta	W 99-96	24-15	Apr. 6	Seattle	L 93-113	45-35
Jan. 6	@ Houston	L 112-115 (OT)	24-16	Apr. 7	@ Portland	W 99-98	46-35
Jan. 9	@ New York	W 106-94	25-16	Apr. 8	Phoenix	W 111-103	47-35



1979-80 LOS ANGELES LAKERS



60-22 - 1ST IN PACIFIC DIVISION

Head Coach: Jack McKinney, Paul Westhead
Standing: Butch Lee, Brad Holland, Mark Landsberger, Marty Byrnes, Michael Cooper, Norm Nixon
Seated: Spencer Haywood, Jamaal Wilkes, Kareem Abdul-Jabbar, Earvin Johnson, Jim Chones
Not pictured: Ron Boone, Kenny Carr, Don Ford, Oliver Mack



NBA Champions

1979-80 REGULAR SEASON STATISTICS / GAME-BY-GAME RESULTS

	G	Min.	FGM	FGA	Pct.	FTM	FTA	Pct.	REBOUNDS					SCORING						
									Off.	Def.	Tot.	Ast.	PF	Dq.	Stl.	TO	Bk.	Pts.	Avg.	Hi
Abdul-Jabbar	82	3143	835	1383	.604	364	476	.765	190	696	886	371	216	2	81	297	280	2034	24.8	42
Wilkes	82	3111	726	1358	.535	189	234	.808	176	349	525	250	220	1	129	157	28	1644	20.0	30
Johnson	77	2795	503	949	.530	374	462	.810	166	430	596	563	218	1	187	305	41	1387	18.0	31
Nixon	82	3226	624	1209	.516	197	253	.779	52	177	229	642	241	1	147	288	14	1446	17.6	30
Chones	82	2394	372	760	.489	125	169	.740	143	421	564	151	271	5	56	175	65	869	10.6	23
Haywood	76	1544	288	591	.487	159	206	.772	132	214	346	93	197	2	35	134	57	736	9.7	25
Cooper	82	1973	303	578	.524	111	143	.776	101	128	229	221	215	3	86	142	38	722	8.8	20
Landsberger†	23	374	66	137	.482	29	56	.518	69	94	163	14	27	0	10	25	5	161	7.0	14
Boone*	6	106	14	40	.350	6	7	.857	7	4	11	7	13	0	5	13	0	34	5.7	10
Carr*	5	57	7	16	.438	2	2	1.000	5	12	17	1	6	0	2	9	1	16	3.2	6
Ford*	52	580	66	130	.508	23	28	.821	23	75	98	36	86	0	11	30	15	155	3.0	15
Holland	38	197	44	104	.423	15	16	.938	4	13	17	22	8	0	15	13	1	106	2.8	12
Byrnes	32	194	25	50	.500	13	15	.867	9	18	27	13	32	0	5	22	1	63	2.0	11
Mack*	27	155	21	50	.420	9	18	.500	7	15	22	20	16	0	4	9	0	51	1.9	10
Lee†	11	31	4	13	.308	6	7	.857	4	4	8	9	2	0	1	7	0	14	1.3	4

DATE	OPPONENT	BOX SCORE	W / L	DATE	OPPONENT	BOX SCORE	W / L
Oct. 12	@ San Diego	W 103-102	1-0	Jan. 2	@ Indiana	W 127-120	29-13
Oct. 16	Chicago	W 105-96	2-0	Jan. 6	@ Milwaukee	L 103-113	29-14
Oct. 17	@ Seattle	L 110-112	2-1	Jan. 9	@ Washington	L 101-103	29-15
Oct. 19	Portland	L 82-99	2-2	Jan. 11	@ Detroit	W 123-100	30-15
Oct. 21	Seattle	W 106-97	3-2	Jan. 13	@ Boston	W 100-98	31-15
Oct. 23	Utah	W 102-87	4-2	Jan. 15	Utah	W 112-99	32-15
Oct. 26	Kansas City	W 116-104	5-2	Jan. 16	@ Golden State	W 97-96	33-15
Oct. 28	Golden State	W 97-90	6-2	Jan. 18	Atlanta	W 108-102	34-15
Oct. 30	@ Chicago	W 111-105	7-2	Jan. 21	New York	L 132-114	35-15
Oct. 31	@ Milwaukee	L 106-110	7-3	Jan. 24	@ Portland	L 103-111	35-16
Nov. 2	Phoenix	W 112-110	8-3	Jan. 25	Philadelphia	W 124-103	36-16
Nov. 6	San Diego	W 127-112	9-3	Jan. 27	Milwaukee	W 112-102	37-16
Nov. 7	@ Golden State	L 109-126	9-4	Jan. 29	@ Cleveland	L 153-154 (4OT)	37-17
Nov. 9	Denver	W 126-122 (OT)	10-4	Jan. 31	@ Chicago	W 107-97	38-17
Nov. 11	Cleveland	W 140-126	11-4	Feb. 5	@ New York	W 116-105	39-17
Nov. 13	@ San Diego	W 137-91	12-4	Feb. 8	@ New Jersey	W 125-120 (OT)	40-17
Nov. 15	@ Kansas City	L 108-114	12-5	Feb. 10	@ Philadelphia	L 104-105	40-18
Nov. 16	@ Denver	W 135-128 (OT)	13-5	Feb. 13	Portland	W 129-100	41-18
Nov. 18	Indiana	W 127-104	14-5	Feb. 15	Kansas City	W 114-100	42-18
Nov. 20	@ Portland	L 99-114	14-6	Feb. 17	Washington	W 111-107	43-18
Nov. 21	@ Seattle	L 110-119	14-7	Feb. 20	@ Denver	W 116-103	44-18
Nov. 23	@ Phoenix	L 112-126	14-8	Feb. 22	New Jersey	W 132-110	45-18
Nov. 25	Kansas City	W 111-110	15-8	Feb. 24	Houston	W 112-100	46-18
Nov. 27	@ Utah	W 122-118	16-8	Feb. 26	Seattle	W 131-108	47-18
Nov. 30	Chicago	W 100-107	16-9	Feb. 29	Milwaukee	L 117-126 (OT)	47-19
Dec. 2	Milwaukee	L 116-103	17-9	Mar. 2	@ Phoenix	L 115-123	47-20
Dec. 4	@ San Antonio	W 127-121	18-9	Mar. 4	@ Milwaukee	W 127-124	48-20
Dec. 5	@ Houston	W 116-114	19-9	Mar. 5	@ Kansas City	W 117-101	49-20
Dec. 7	San Diego	L 108-116	19-10	Mar. 7	Chicago	W 101-99	50-20
Dec. 9	Denver	W 131-118	20-10	Mar. 9	@ Portland	L 121-142	50-21
Dec. 14	Detroit	W 138-122	21-10	Mar. 11	@ San Diego	W 123-106	51-21
Dec. 16	San Antonio	W 121-119	22-10	Mar. 12	Portland	W 102-94	52-21
Dec. 18	@ Chicago	W 129-118	23-10	Mar. 14	Denver	W 132-126	53-21
Dec. 19	@ Atlanta	L 112-119	23-11	Mar. 16	Phoenix	W 128-106	54-21
Dec. 21	Golden State	W 114-108	24-11	Mar. 18	Golden State	L 113-100	55-21
Dec. 22	@ Denver	L 128-130	24-12	Mar. 19	@ Phoenix	L 108-112	55-22
Dec. 23	Seattle	W 102-97	25-12	Mar. 22	@ Seattle	W 97-92	56-22
Dec. 26	@ Kansas City	W 111-118	25-13	Mar. 23	Utah	W 101-96	57-22
Dec. 27	@ Utah	W 124-116	26-13	Mar. 27	Utah	W 97-95	58-22
Dec. 28	Boston	W 123-105	27-13	Mar. 28	San Diego	W 126-88	59-22
Dec. 30	Phoenix	W 113-105	28-13	Mar. 30	@ Golden State	W 95-93	60-22

* Did not finish season on Laker roster. † Totals with Lakers only.



1980-81 LOS ANGELES LAKERS



54-28 - 2ND IN PACIFIC DIVISION

Head Coach: Paul Westhead
Standing: Eddie Jordan, Butch Carter, Mark Landsberger, Jim Brewer, Alan Hardy, Brad Holland
Seated: Michael Cooper, Jamaal Wilkes, Kareem Abdul-Jabbar, Earvin Johnson, Jim Chones, Norm Nixon
Not pictured: Tony Jackson, Myles Patrick

1980-81 REGULAR SEASON STATISTICS / GAME-BY-GAME RESULTS

	G	Min.	FGM	FGA	Pct.	FTM	FTA	Pct.	REBOUNDS			PF	Dq.	Stl.	TO	Blk.	SCORING			
									Off.	Def.	Tot.						Ast.	Pts.	Avg.	Hi
Abdul-Jabbar	80	2976	836	1457	.574	423	552	.766	197	624	821	272	244	4	59	249	228	2095	26.2	42
Wilkes	81	3028	786	1495	.526	254	335	.758	146	289	435	235	223	1	121	207	29	1827	22.6	34
Johnson	37	1371	312	587	.532	171	225	.760	101	219	320	337	100	0	127	143	27	798	21.6	41
Nixon	79	2962	576	1210	.476	196	252	.778	64	168	232	696	226	2	146	285	11	1350	17.1	30
Chones	82	2562	378	751	.503	126	193	.653	180	477	657	153	324	4	39	159	96	882	10.8	23
Cooper	81	2625	321	654	.491	117	149	.785	121	215	336	332	249	4	133	164	78	763	9.4	20
Landsberger	69	1086	164	327	.502	62	116	.534	152	225	377	27	135	0	19	65	6	390	5.7	22
Carter	54	672	114	247	.462	70	95	.737	34	31	65	52	99	0	23	50	1	301	5.6	16
Jordan†	60	987	120	279	.430	63	95	.663	25	55	80	195	136	0	74	120	7	306	5.1	18
Holland	41	295	47	111	.423	35	49	.714	9	20	29	23	44	0	21	31	1	130	3.2	10
Brewer	78	1107	101	197	.513	15	40	.375	127	154	281	55	158	2	43	48	58	217	2.8	14
Hardy	22	111	22	59	.373	7	10	.700	8	11	19	3	13	0	1	11	9	51	2.3	8
Patrick	3	9	2	5	.400	1	2	---	1	1	2	1	3	0	1	0	0	5	1.7	3
Jackson	2	14	1	3	.333	0	0	---	0	2	2	2	1	0	2	0	0	2	1.0	2

DATE	OPPONENT	BOX SCORE	W / L	DATE	OPPONENT	BOX SCORE	W / L
Oct. 10	@ Seattle	W 99-98	1-0	Jan. 2	@ San Antonio	L 112-118	26-16
Oct. 12	Houston	W 114-103	2-0	Jan. 6	Washington	W 107-98	27-16
Oct. 15	@ Kansas City	W 112-107 (OT)	3-0	Jan. 9	Seattle	W 92-87	28-16
Oct. 17	Phoenix	W 116-109	4-0	Jan. 11	Detroit	W 117-108	29-16
Oct. 19	Golden State	W 125-107	5-0	Jan. 13	@ Cleveland	W 108-104	30-16
Oct. 21	@ Portland	L 103-107	5-1	Jan. 14	@ Washington	L 104-114	30-17
Oct. 24	Seattle	W 104-98	6-1	Jan. 16	@ New Jersey	W 113-111	31-17
Oct. 25	@ Utah	W 127-99	7-1	Jan. 18	@ Boston	L 96-98	31-18
Oct. 26	San Antonio	L 102-108	7-2	Jan. 21	Atlanta	W 116-106	32-18
Oct. 28	@ San Diego	W 131-101	8-2	Jan. 23	Denver	W 110-105	33-18
Oct. 31	Cleveland	W 107-98	9-2	Jan. 26	Portland	W 124-112	34-18
Nov. 2	Denver	L 121-123	9-3	Jan. 27	Utah	W 111-104	35-18
Nov. 4	Portland	W 119-118	10-3	Jan. 29	Kansas City	W 118-104	36-18
Nov. 7	@ Dallas	W 126-102	11-3	Feb. 4	@ Indiana	W 102-96	37-18
Nov. 8	@ San Antonio	L 109-112	11-4	Feb. 6	@ Detroit	W 111-102	38-18
Nov. 11	@ Atlanta	W 126-97	12-4	Feb. 8	@ Philadelphia	L 99-102	38-19
Nov. 12	@ Houston	L 104-107	12-5	Feb. 11	Boston	L 91-105	38-20
Nov. 14	San Diego	W 113-100	13-5	Feb. 13	@ Houston	W 114-105	39-20
Nov. 16	Dallas	W 110-102	14-5	Feb. 15	Dallas	W 107-99	40-20
Nov. 18	Kansas City	W 107-94	15-5	Feb. 17	New York	W 96-87	41-20
Nov. 20	@ Phoenix	L 99-102	15-6	Feb. 20	Houston	L 107-110	41-21
Nov. 21	Phoenix	W 116-98	16-6	Feb. 22	@ New York	W 96-93	42-21
Nov. 23	Milwaukee	L 94-110	16-7	Feb. 24	@ Chicago	W 107-97	43-21
Nov. 27	@ Golden State	W 128-119	17-7	Feb. 25	@ Milwaukee	L 108-126	43-22
Nov. 29	@ Denver	W 124-123 (2OT)	18-7	Feb. 27	New Jersey	W 107-103	44-22
Nov. 30	Chicago	L 108-122	18-8	Mar. 1	Phoenix	L 96-101	44-23
Dec. 3	San Diego	L 114-120	18-9	Mar. 3	@ Kansas City	W 99-98	45-23
Dec. 6	@ Golden State	L 103-119	18-10	Mar. 4	@ Denver	L 114-123	45-24
Dec. 7	Utah	W 113-100	19-10	Mar. 10	San Antonio	W 118-104	46-24
Dec. 9	@ Dallas	W 103-92	20-10	Mar. 12	@ San Diego	W 122-116	47-24
Dec. 10	@ Houston	W 109-108	21-10	Mar. 13	Kansas City	W 116-101	48-24
Dec. 12	@ Seattle	W 113-107	22-10	Mar. 15	San Diego	L 118-122	48-25
Dec. 14	Golden State	W 122-113	23-10	Mar. 17	@ Dallas	W 114-109	49-25
Dec. 16	@ San Diego	L 92-97	23-11	Mar. 18	@ Phoenix	L 114-126	49-26
Dec. 19	Portland	W 106-110	24-12	Mar. 20	Seattle	W 133-119	50-26
Dec. 21	San Antonio	W 135-122	24-12	Mar. 21	@ Portland	W 117-111	51-26
Dec. 23	@ Portland	L 102-108	24-13	Mar. 22	@ Golden State	W 120-118	52-26
Dec. 26	Indiana	W 116-115	25-13	Mar. 24	Golden State	W 110-103	53-26
Dec. 27	@ Phoenix	L 106-116	25-14	Mar. 27	@ Seattle	W 97-90	54-26
Dec. 28	Philadelphia	W 122-116	26-14	Mar. 28	@ Utah	L 110-112 (OT)	54-27
Dec. 30	@ Utah	L 100-110	26-15	Mar. 29	Denver	L 146-148 (OT)	54-28



1981-82 LOS ANGELES LAKERS



57-25 - 1ST IN PACIFIC DIVISION

Head Coach: Paul Westhead, Pat Riley
Standing: Eddie Jordan, Kevin McKenna, Mitch Kupchak, Bob McAdoo, Mark Landsberger, Mike McGee
Seated: Jim Brewer, Kurt Rambis, Jamaal Wilkes, Kareem Abdul-Jabbar, Michael Cooper, Norm Nixon, Earvin Johnson
Not pictured: Clay Johnson



NBA Champions

1981-82 REGULAR SEASON STATISTICS / GAME-BY-GAME RESULTS

	G	Min.	FGM	FGA	Pct.	FTM	FTA	Pct.	REBOUNDS		PF	Dq.	Stl.	TO	Bk.	SCORING				
									Off.	Def.						Pts.	Avg.			
Abdul-Jabbar	76	2677	753	1301	.579	312	442	.706	172	487	659	225	224	0	63	230	207	1818	23.9	41
Wilkes	82	2906	744	1417	.525	246	336	.732	153	240	393	143	240	1	89	164	24	1734	21.1	36
E. Johnson	78	2991	556	1036	.537	329	433	.760	252	499	751	743	223	1	208	286	34	1447	18.6	40
Nixon	82	3024	628	1274	.493	181	224	.808	38	138	176	652	264	3	132	238	7	1440	17.6	28
Kupchak	26	821	153	267	.573	65	98	.663	64	146	210	33	80	1	12	43	10	371	14.3	25
Cooper	76	2197	383	741	.517	139	171	.813	84	185	269	230	216	1	120	151	61	907	11.9	31
McAdoo	41	746	151	330	.458	90	126	.714	45	114	159	32	109	1	22	51	36	392	9.6	30
McGee	39	352	80	172	.465	31	53	.585	34	15	49	16	59	0	18	34	3	191	4.9	27
Rambis	64	1131	118	228	.518	59	117	.504	116	232	348	56	167	2	60	77	76	295	4.6	16
Landsberger	75	1134	144	329	.438	33	65	.508	164	237	401	32	134	0	10	49	7	321	4.3	17
Jordan	58	608	89	208	.428	43	54	.796	4	39	43	131	98	0	62	66	1	222	3.8	17
C. Johnson	7	65	11	20	.550	3	6	.500	8	4	12	7	13	0	3	7	3	25	3.6	14
Brewer	71	966	81	175	.463	7	19	.368	106	158	264	42	127	1	39	37	46	170	2.4	10
McKenna	36	237	28	87	.322	11	17	.647	18	11	29	14	45	0	10	20	2	67	1.9	8

DATE	OPPONENT	BOX SCORE	W / L	DATE	OPPONENT	BOX SCORE	W / L
Oct. 30	Houston	L 112-113 (2OT)	0-1	Jan. 26	Milwaukee	L 94-96	30-12
Nov. 3	@ Portland	L 100-102	0-2	Jan. 28	Phoenix	W 97-87	31-12
Nov. 4	@ Seattle	W 106-103	1-2	Feb. 2	@ Golden State	L 117-119	31-13
Nov. 6	Phoenix	L 99-101	1-3	Feb. 3	New York	L 94-98	31-14
Nov. 8	Dallas	W 121-111	2-3	Feb. 5	@ Washington	W 90-87	32-14
Nov. 10	@ San Antonio	L 102-128	2-4	Feb. 7	@ Boston	W 119-113	33-14
Nov. 11	@ Houston	W 95-93	3-4	Feb. 9	@ Atlanta	W 130-117	34-14
Nov. 13	Portland	W 119-115	4-4	Feb. 10	@ Kansas City	L 102-125	34-15
Nov. 14	@ Phoenix	W 98-97	5-4	Feb. 12	San Antonio	L 94-100	34-16
Nov. 15	Indiana	W 124-123 (2OT)	6-4	Feb. 14	Boston	L 103-108	34-17
Nov. 18	@ Utah	W 113-110	7-4	Feb. 16	Seattle	W 108-101	35-17
Nov. 20	San Antonio	W 136-116	8-4	Feb. 19	Golden State	W 126-106	36-17
Nov. 21	@ San Diego	W 119-117	9-4	Feb. 21	@ Denver	W 132-131	37-17
Nov. 24	@ Dallas	W 125-110	10-4	Feb. 23	Denver	W 145-129	38-17
Nov. 25	@ San Antonio	W 117-96	11-4	Feb. 25	@ Seattle	W 104-98	39-17
Nov. 27	San Diego	L 129-138	11-5	Feb. 26	Philadelphia	W 116-114 (2OT)	40-17
Nov. 29	Houston	W 122-104	12-5	Feb. 28	Cleveland	W 102-101	41-17
Dec. 1	Utah	W 117-86	13-5	Mar. 3	@ New Jersey	L 103-111	41-18
Dec. 2	@ Seattle	L 96-104	13-6	Mar. 4	@ New York	L 119-129 (OT)	41-19
Dec. 4	@ Denver	W 126-117	14-6	Mar. 7	@ Philadelphia	L 113-119	41-20
Dec. 6	Kansas City	W 119-106	15-6	Mar. 9	Kansas City	W 105-99	42-20
Dec. 8	@ Washington	W 102-98	16-6	Mar. 12	Chicago	W 105-111	42-21
Dec. 11	Portland	W 124-116	17-6	Mar. 14	Dallas	W 138-116	43-21
Dec. 13	Golden State	W 122-118	18-6	Mar. 16	@ Portland	W 120-108	44-21
Dec. 17	@ Golden State	L 115-120	18-7	Mar. 17	@ Utah	W 120-112	45-21
Dec. 19	@ San Diego	W 106-100	19-7	Mar. 19	@ Dallas	W 112-106	46-21
Dec. 20	Atlanta	W 112-94	20-7	Mar. 21	Houston	W 107-102	47-21
Dec. 22	@ Portland	W 124-110	21-7	Mar. 23	Dallas	L 116-118	47-22
Dec. 25	@ Phoenix	W 104-101	22-7	Mar. 26	@ San Antonio	L 105-110	47-23
Dec. 27	San Diego	W 139-117	23-7	Mar. 28	@ Kansas City	W 116-111	48-23
Dec. 29	Utah	W 121-114	24-7	Mar. 30	San Diego	W 143-120	49-23
Jan. 3	Seattle	L 90-110	24-8	Apr. 1	@ San Diego	W 117-100	50-23
Jan. 8	@ Chicago	L 113-119	24-9	Apr. 2	Phoenix	L 99-109	50-24
Jan. 9	@ Detroit	W 130-127	25-9	Apr. 4	Portland	W 129-111	51-24
Jan. 10	@ Milwaukee	L 107-118	25-10	Apr. 6	@ Houston	W 108-97	52-24
Jan. 12	@ Cleveland	W 114-100	26-10	Apr. 9	Denver	W 153-128	53-24
Jan. 15	@ Indiana	W 97-92	27-10	Apr. 11	Seattle	W 107-104	54-24
Jan. 17	@ Kansas City	W 109-97	28-10	Apr. 13	@ Golden State	L 101-106	54-25
Jan. 19	@ Denver	L 139-140	28-11	Apr. 14	Utah	W 128-115	55-25
Jan. 20	New Jersey	W 132-113	29-11	Apr. 16	Golden State	W 125-109	56-25
Jan. 22	Detroit	W 123-111	30-11	Apr. 18	@ Phoenix	W 120-115	57-25





1982-83 LOS ANGELES LAKERS



58-24 - 1ST IN PACIFIC DIVISION

Head Coach: Pat Riley
Standing: Eddie Jordan, Clay Johnson, Dwight Jones, Bob McAdoo, Mark Landsberger, Mike McGee
Seated: James Worthy, Kurt Rambis, Jamaal Wilkes, Kareem Abdul-Jabbar, Michael Cooper, Norm Nixon, Earvin Johnson
Not pictured: Billy Ray Bates, Joe Cooper, Steve Mix

1982-83 REGULAR SEASON STATISTICS / GAME-BY-GAME RESULTS

	G	Min.	FGM	FGA	Pct.	FTM	FTA	Pct.	REBOUNDS					SCORING						
									Off.	Def.	Tot.	Ast.	PF	Dq.	Stl.	TO	Bk.	Pts.	Avg.	HI
Abdul-Jabbar	79	2554	722	1228	.588	278	371	.749	167	425	532	200	220	1	61	200	170	1722	21.8	38
Wilkes	80	2552	884	1290	.530	203	268	.757	146	197	343	182	221	0	65	150	17	1571	19.6	36
E. Johnson	79	2907	511	933	.548	304	380	.800	214	469	683	829	200	1	176	301	47	1326	16.8	36
Nixon	79	2711	533	1123	.475	125	168	.744	61	144	205	566	176	1	104	237	4	1191	15.1	27
McAdoo	47	1019	292	562	.520	119	163	.730	76	171	247	39	153	2	40	68	40	703	15.0	26
Worthy	77	1970	447	772	.579	138	221	.624	157	242	399	132	221	2	91	178	64	1033	13.4	28
Mix†	1	17	4	10	.400	1	1	1.000	1	0	1	2	1	0	0	0	0	9	9.0	9
M. Cooper	82	2148	266	497	.535	102	130	.785	82	192	274	315	208	0	115	128	50	639	7.8	20
Rambis	78	1806	235	413	.569	114	166	.687	164	367	531	90	233	2	105	145	63	584	7.5	21
Jones†	32	491	62	132	.470	32	48	.667	28	86	114	22	82	0	13	35	9	156	4.9	14
McGee	39	381	69	163	.423	17	23	.739	33	20	53	26	50	1	11	27	5	156	4.0	19
C. Johnson	48	447	53	135	.393	38	48	.792	40	29	69	24	62	0	22	25	4	144	3.0	13
Landsberger	35	333	40	132	.303	11	17	.647	8	18	26	60	52	0	31	54	1	94	2.7	12
Bates†	4	27	2	16	.125	1	2	---	55	73	128	12	48	0	0	20	4	98	2.5	8
J. Cooper*	2	11	1	4	.250	0	0	---	2	0	2	0	3	0	1	3	1	2	1.0	2

DATE	OPPONENT	BOX SCORE	W / L	DATE	OPPONENT	BOX SCORE	W / L
Oct. 29	Golden State	L 117-132	0-1	Jan. 26	Milwaukee	W 115-113	33-9
Nov. 3	@ Denver	W 135-134 (OT)	1-1	Jan. 28	Atlanta	W 109-85	34-9
Nov. 4	Denver	W 131-108	2-1	Jan. 30	@ Boston	L 95-110	34-10
Nov. 6	@ Utah	W 104-101	3-1	Feb. 2	@ Dallas	L 120-122	34-11
Nov. 7	Portland	W 103-89	4-1	Feb. 4	@ KC at St. Louis	W 143-125	35-11
Nov. 9	Kansas City	W 139-117	5-1	Feb. 6	Kansas City	W 116-106	36-11
Nov. 12	Houston	W 127-96	6-1	Feb. 8	@ Seattle	W 121-118	37-11
Nov. 14	Cleveland	W 111-98	7-1	Feb. 9	Utah	W 113-99	38-11
Nov. 16	@ Phoenix	L 105-113	7-2	Feb. 15	San Antonio	W 103-124	38-12
Nov. 17	@ Dallas	L 117-118	7-3	Feb. 17	@ Dallas	W 127-110	39-12
Nov. 19	Washington	W 122-92	8-3	Feb. 18	@ Kansas City	L 118-124	39-13
Nov. 21	Denver	W 143-129	9-3	Feb. 20	@ Indiana	W 126-112	40-13
Nov. 24	@ Seattle	W 111-93	10-3	Feb. 23	Boston	L 104-113	40-14
Nov. 26	@ San Diego	W 117-115	11-3	Feb. 26	@ Utah	L 92-101	40-15
Nov. 28	Golden State	W 142-127	12-3	Feb. 27	Denver	L 120-135	40-16
Nov. 30	@ San Antonio	L 144-117	12-4	Mar. 1	@ Chicago	W 114-111	41-16
Dec. 1	@ Houston	W 106-95	13-4	Mar. 2	@ Milwaukee	W 127-117	42-16
Dec. 3	Portland	W 115-100	14-4	Mar. 4	@ Washington	L 93-96	42-17
Dec. 5	Philadelphia	L 104-114	14-5	Mar. 5	@ Detroit	W 122-108	43-17
Dec. 8	Phoenix	W 89-86	15-5	Mar. 8	@ Golden State	W 116-112	44-17
Dec. 10	@ Utah	W 128-122	16-5	Mar. 9	San Diego	W 119-114	45-17
Dec. 11	@ Golden State	W 128-127	17-5	Mar. 12	Chicago	W 123-116	46-17
Dec. 14	@ Portland	L 103-107	17-6	Mar. 16	Phoenix	W 104-95	47-17
Dec. 17	New Jersey	W 117-106	18-6	Mar. 18	Kansas City	W 109-96	48-17
Dec. 18	@ Phoenix	L 100-126	18-7	Mar. 19	@ San Diego	L 99-107	48-18
Dec. 19	Dallas	W 110-108	19-7	Mar. 20	Dallas	W 117-110	49-18
Dec. 22	Utah	W 124-100	20-7	Mar. 22	Seattle	W 123-108	50-18
Dec. 23	@ San Diego	W 120-115	21-7	Mar. 25	San Antonio	L 120-132	50-19
Dec. 26	@ Houston	W 96-94	22-7	Mar. 27	Houston	W 114-93	51-19
Dec. 29	@ Golden State	W 120-110	23-7	Mar. 29	San Diego	W 127-109	52-19
Dec. 30	Seattle	W 137-117	24-7	Mar. 31	@ Denver	W 122-116	53-19
Jan. 2	Detroit	W 127-112	25-7	Apr. 1	New York	W 102-88	54-19
Jan. 5	@ Philadelphia	L 120-122 (OT)	25-8	Apr. 4	@ Seattle	L 111-121	54-20
Jan. 6	Cleveland	W 125-107	26-8	Apr. 5	@ Portland	L 101-107	54-21
Jan. 8	@ New York	W 108-90	27-8	Apr. 7	@ Phoenix	W 117-108	55-21
Jan. 11	@ New Jersey	L 96-110	27-9	Apr. 8	Golden State	W 118-107	55-21
Jan. 15	@ Atlanta	L 120-101	28-9	Apr. 10	Phoenix	L 95-101	56-22
Jan. 19	San Diego	W 107-104	29-9	Apr. 12	@ Houston	W 114-113	57-22
Jan. 21	San Antonio	W 119-110	30-9	Apr. 13	@ San Antonio	L 109-114	57-23
Jan. 23	Indiana	W 105-102	31-9	Apr. 15	Seattle	W 100-99	58-23
Jan. 25	@ Portland	W 125-120	32-9	Apr. 17	Portland	L 108-119	58-24

* Did not finish season on Laker roster. † Totals with Lakers only.



1983-84 LOS ANGELES LAKERS



54-28 - 1ST IN PACIFIC DIVISION

Head Coach: Pat Riley

Standing: Byron Scott, Larry Spriggs,
James Worthy, Swen Nater,
Mitch Kupchak, Calvin Garrett

Seated: Mike McGee, Kurt Rambis,
Jamaal Wilkes, Kareem Abdul-Jabbar,
Bob McAdoo, Earvin Johnson,
Michael Cooper

Not pictured: Eddie Jordan



Western Conference Champions

1983-84 REGULAR SEASON STATISTICS / GAME-BY-GAME RESULTS

	G	Min.	FGM	FGA	Pct.	FTM	FTA	Pct.	REBOUNDS					SCORING						
									Off.	Def.	Tot.	Ast.	PF	Dq.	Stl.	TO	Bk.	Pts.	Avg.	Hi
Abdul-Jabbar	80	2622	716	1238	.578	285	394	.723	169	418	587	211	211	1	55	221	143	1717	21.5	35
Johnson	67	2567	441	780	.566	290	358	.810	99	392	491	875	169		150	306	49	1178	17.6	33
Wilkes	75	2507	542	1055	.514	208	280	.743	130	210	340	214	205	0	72	137	41	1294	17.3	31
Worthy	82	2415	495	890	.556	195	257	.759	157	358	515	207	244	5	77	181	70	1185	14.5	37
McAdoo	70	1456	352	748	.471	212	264	.803	82	207	289	74	182	0	42	127	50	916	13.1	32
Scott	74	1637	334	690	.484	112	139	.806	50	114	164	177	174	0	81	116	19	788	10.6	32
McGee	77	1425	347	584	.594	61	113	.540	117	76	193	81	176	0	49	111	6	757	9.8	33
Cooper	82	2387	273	549	.497	155	185	.838	53	209	262	482	267	3	113	148	67	739	9.0	20
Garrett	41	478	78	152	.513	30	39	.769	24	47	71	31	62	2	12	34	2	188	4.6	16
Nater	69	829	124	253	.490	63	91	.692	81	183	264	27	150	0	25	68	7	311	4.5	19
Rambis	47	743	63	113	.558	42	66	.636	82	184	266	34	108	0	30	56	14	168	3.6	10
Spriggs	38	363	44	82	.537	36	50	.720	16	45	61	30	55	0	12	34	4	124	3.3	18
Kupchak	34	324	41	108	.380	22	34	.647	35	52	87	7	46	0	4	22	6	104	3.1	12
Jordan†	3	27	4	8	.500	1	2	.500	0	4	4	5	5	0	4	8	0	9	3.0	4

DATE	OPPONENT	BOX SCORE	W / L
Oct. 28	@ Kansas City	W 117-107	1-0
Oct. 29	@ Utah	W 120-115	2-0
Nov. 2	@ San Diego	L 106-110	2-1
Nov. 5	@ Dallas	L 102-107	2-2
Nov. 8	@ Denver	W 133-124	3-2
Nov. 9	Dallas	W 120-106	4-2
Nov. 11	Phoenix	W 119-105	5-2
Nov. 13	Utah	W 124-118	6-2
Nov. 15	Milwaukee	W 126-97	7-2
Nov. 17	Cleveland	W 127-114	8-2
Nov. 19	@ Portland	W 117-110	9-2
Nov. 22	Utah	L 126-130 (OT)	9-3
Nov. 23	@ Seattle	L 98-106	9-4
Nov. 25	New Jersey	W 147-123	10-4
Nov. 27	Chicago	W 103-100	11-4
Nov. 29	@ Golden State	W 111-105	12-4
Dec. 2	Dallas	L 118-133	12-5
Dec. 4	San Diego	W 120-99	13-5
Dec. 8	Kansas City	W 129-106	14-5
Dec. 11	New York	L 98-109	14-6
Dec. 15	@ Phoenix	L 104-114	14-7
Dec. 16	San Diego	W 122-100	15-7
Dec. 18	Portland	W 122-115	16-7
Dec. 20	@ Seattle	W 108-102	17-7
Dec. 22	@ Golden State	L 102-109	17-8
Dec. 23	Golden State	W 123-116	18-8
Dec. 25	@ Portland	L 121-141	18-9
Dec. 27	Denver	W 118-116	19-9
Dec. 30	Golden State	L 105-116	19-10
Jan. 3	@ New York	L 105-117	19-11
Jan. 4	@ Cleveland	W 106-99	20-11
Jan. 6	San Antonio	W 117-124	20-12
Jan. 8	Houston	W 118-129	20-13
Jan. 10	@ Houston	W 136-132 (OT)	21-13
Jan. 12	@ Kansas City	W 95-89	22-13
Jan. 13	@ Denver	W 141-134	23-13
Jan. 15	Seattle	L 91-102	23-14
Jan. 17	Washington	W 108-95	24-14
Jan. 19	@ Phoenix	L 123-138	24-15
Jan. 21	@ San Antonio	L 108-113	24-16
Jan. 24	Phoenix	W 116-110	25-16


DATE	OPPONENT	BOX SCORE	W / L
Jan. 26	Houston	W 131-102	26-16
Jan. 31	Portland	W 129-124	27-16
Feb. 1	@ Denver	W 116-108	28-16
Feb. 3	Utah	W 109-105	29-16
Feb. 5	@ San Antonio	W 110-98	30-16
Feb. 7	@ Indiana	W 106-105	31-16
Feb. 9	@ Boston	W 111-109	32-16
Feb. 10	@ Washington	L 93-96	32-17
Feb. 12	Denver	W 108-87	33-17
Feb. 17	Atlanta	L 138-141	33-18
Feb. 18	@ San Diego	W 120-116	34-18
Feb. 21	Seattle	W 128-112	35-18
Feb. 22	@ Seattle	L 114-121	35-19
Feb. 24	Boston	W 116-108	36-19
Feb. 26	@ Philadelphia	W 101-99	37-19
Feb. 28	@ Chicago	W 124-108	38-19
Feb. 29	@ New Jersey	L 92-102	38-20
Mar. 2	@ Atlanta	W 98-94	39-20
Mar. 4	@ Detroit	W 118-114	40-20
Mar. 7	Philadelphia	L 105-113	40-21
Mar. 9	@ Dallas	W 121-120 (2OT)	41-21
Mar. 10	Indiana	L 114-126	41-22
Mar. 13	Seattle	W 114-98	42-22
Mar. 15	San Antonio	W 143-124	43-22
Mar. 17	@ Houston	W 123-111	44-22
Mar. 20	@ Milwaukee	W 99-94	45-22
Mar. 21	@ Kansas City	W 123-116	46-22
Mar. 23	Detroit	L 118-121	46-23
Mar. 25	San Diego	W 114-102	47-23
Mar. 28	@ San Diego	L 115-122	47-24
Mar. 29	Houston	W 115-109	48-24
Apr. 1	@ Phoenix	W 119-97	49-24
Apr. 3	Golden State	L 121-110	50-24
Apr. 3	@ San Antonio	L 109-137	50-25
Apr. 5	@ Utah	W 129-115	51-25
Apr. 6	Kansas City	W 112-97	52-25
Apr. 8	@ Portland	W 119-113	53-25
Apr. 10	@ Golden State	L 115-117	53-26
Apr. 11	Portland	W 121-108	54-26
Apr. 13	Dallas	L 103-104	54-27
Apr. 15	Phoenix	L 114-123	54-28



† Totals with Lakers only.



1984-85 LOS ANGELES LAKERS



62-20 - 1ST IN PACIFIC DIVISION

Head Coach: Pat Riley
Standing: Byron Scott, Larry Spriggs, James Worthy, Mitch Kupchak, Ronnie Lester
Seated: Mike McGee, Kurt Rambis, Jamaal Wilkes, Kareem Abdul-Jabbar, Bob McAdoo, Earvin Johnson, Michael Cooper
Not pictured: Earl Jones, Chuck Nevitt

NBA Champions

1984-85 REGULAR SEASON STATISTICS / GAME-BY-GAME RESULTS

	G	Min.	FGM	FGA	Pct.	FTM	FTA	Pct.	REBOUNDS					SCORING						
									Off.	Def.	Tot.	Ast.	PF	Dq.	Stl.	TO	Blk.	Pts.	Avg.	HI
Abdul-Jabbar	79	2630	723	1207	.599	289	385	.732	162	460	622	249	238	3	63	197	162	1735	22.0	40
Johnson	77	2781	504	899	.561	391	464	.843	90	386	476	968	155	0	113	305	25	1406	18.3	39
Worthy	80	2696	610	1066	.572	190	245	.776	169	342	511	201	196	0	87	198	67	1410	17.6	32
Scott	81	2305	541	1003	.539	187	228	.820	57	153	210	244	197	1	100	138	17	1295	16.0	30
McAdoo	66	1254	284	546	.520	122	162	.753	79	216	295	67	170	0	18	95	53	690	10.5	22
McGee	76	1170	329	612	.538	94	160	.588	97	68	165	71	147	1	39	81	7	774	10.2	41
Cooper	82	2189	276	593	.465	115	133	.865	56	199	255	429	208	0	93	156	49	702	8.6	19
Wilkes	42	761	148	303	.488	51	66	.773	35	59	94	41	65	0	19	49	3	347	8.3	24
Spriggs	75	1292	194	354	.548	112	146	.767	77	150	227	132	195	2	47	115	13	500	6.7	20
Kupchak	58	716	123	244	.504	60	91	.659	68	116	184	21	104	0	19	48	20	306	5.3	29
Rambis	82	1617	181	327	.554	68	103	.660	164	364	528	69	211	0	82	97	47	430	5.2	18
Lester	32	278	34	82	.415	21	31	.677	4	22	26	80	25	0	15	32	3	89	2.8	15
Nevitt	11	59	5	17	.294	2	8	.250	5	15	20	3	20	0	0	10	15	12	1.1	4
Jones	2	7	0	1	.000	0	0	---	0	0	0	0	0	0	0	1	0	0	0.0	0

DATE	OPPONENT	BOX SCORE	W / L	DATE	OPPONENT	BOX SCORE	W / L
Oct. 27	@ San Antonio	L 112-113	0-1	Jan. 19	@ Golden State	W 139-109	28-14
Oct. 28	@ Dallas	L 96-107	0-2	Jan. 22	L.A. Clippers	W 123-114	29-14
Oct. 30	Golden State	W 144-110	1-2	Jan. 25	Philadelphia	W 109-104	30-14
Nov. 1	@ Seattle	L 103-105	1-3	Jan. 26	@ Utah	L 83-96	30-15
Nov. 2	San Antonio	W 119-100	2-3	Jan. 29	@ Portland	W 122-106	31-15
Nov. 4	Portland	W 124-116	3-3	Jan. 30	Houston	L 113-116	31-16
Nov. 6	Denver	L 130-146	3-4	Feb. 1	New York	W 105-104	32-16
Nov. 8	@ Golden State	L 106-122	3-5	Feb. 2	@ LA Clippers	W 105-96	33-16
Nov. 9	@ Portland	W 130-126	4-5	Feb. 3	Indiana	W 122-100	34-16
Nov. 11	New Jersey	W 121-111	5-5	Feb. 5	@ Houston	W 113-104	35-16
Nov. 16	Kansas City	W 128-116	6-5	Feb. 12	L.A. Clippers	W 121-110	36-16
Nov. 18	Milwaukee	W 96-89	7-5	Feb. 15	Atlanta	W 120-111	37-16
Nov. 20	Phoenix	W 130-108	8-5	Feb. 17	Boston	W 117-111	38-16
Nov. 21	@ Phoenix	W 102-97	9-5	Feb. 19	@ Chicago	W 127-117	39-16
Nov. 24	@ LA Clippers	W 108-103	10-5	Feb. 21	@ Kansas City	W 123-117	40-16
Nov. 25	Seattle	L 94-105	10-6	Feb. 22	@ Indiana	L 113-122	40-17
Nov. 28	@ Utah	W 114-109	11-6	Feb. 24	@ New York	W 119-114	41-17
Nov. 30	Kansas City	W 130-121	12-6	Feb. 26	Houston	W 100-94	42-17
Dec. 2	Chicago	L 112-113	12-7	Feb. 28	@ Phoenix	L 105-117	42-18
Dec. 4	@ Cleveland	W 116-112	13-7	Mar. 2	@ Dallas	W 125-106	43-18
Dec. 5	@ New Jersey	W 104-93	14-7	Mar. 6	Golden State	W 145-119	44-18
Dec. 7	@ Philadelphia	L 116-122	14-8	Mar. 9	W 105-96	45-18	
Dec. 8	@ Washington	L 98-101	14-9	Mar. 12	Utah	W 123-108	46-18
Dec. 12	Golden State	W 131-107	15-9	Mar. 13	@ Utah	W 120-105	47-18
Dec. 13	@ Seattle	L 122-124 (OT)	15-10	Mar. 15	San Antonio	W 115-114	48-18
Dec. 16	Washington	W 109-101	16-10	Mar. 16	@ LA Clippers	W 123-112	49-18
Dec. 18	@ Atlanta	W 117-116	17-10	Mar. 19	@ Phoenix	W 130-112	50-18
Dec. 19	@ Houston	W 123-116	18-10	Mar. 22	@ Houston	W 130-107	51-18
Dec. 21	Phoenix	W 119-105	19-10	Mar. 24	Detroit	W 148-130	52-18
Dec. 26	Seattle	W 101-97	20-10	Mar. 26	@ Portland	L 113-116 (OT)	52-19
Dec. 28	@ Denver	W 135-123	21-10	Mar. 27	@ Seattle	W 122-97	53-19
Dec. 29	L.A. Clippers	W 113-107	22-10	Mar. 29	Dallas	W 120-115	54-19
Jan. 4	Portland	W 99-95	23-10	Mar. 31	Phoenix	W 123-98	55-19
Jan. 6	San Antonio	W 124-126	24-10	Apr. 2	@ Denver	W 118-104	56-19
Jan. 8	Denver	L 120-112	25-11	Apr. 3	@ San Antonio	L 108-122	56-20
Jan. 10	Utah	W 121-102	26-11	Apr. 5	Kansas City	W 132-125	57-20
Jan. 11	@ Dallas	W 121-102	26-11	Apr. 7	Portland	W 135-133 (OT)	58-20
Jan. 13	@ Detroit	L 98-121	26-12	Apr. 9	Denver	W 148-119	59-20
Jan. 15	@ Milwaukee	L 105-115	26-13	Apr. 11	@ Golden State	W 137-130	60-20
Jan. 16	@ Boston	L 102-104	26-14	Apr. 12	Seattle	W 145-131	61-20
Jan. 18	Dallas	W 110-92	27-14	Apr. 14	@ Kansas City	W 125-116	62-20



1985-86 LOS ANGELES LAKERS



62-20 - 1ST IN PACIFIC DIVISION

Head Coach: Pat Riley
Standing: Byron Scott, A.C. Green, Mitch Kupchak, Chuck Nevitt, Maurice Lucas, Ronnie Lester
Seated: Mike McGee, Kurt Rambis, James Worthy, Kareem Abdul-Jabbar, Larry Spriggs, Michael Cooper, Earvin Johnson
Not pictured: Petur Gudmundsson, Jerome Henderson



1985-86 REGULAR SEASON STATISTICS / GAME-BY-GAME RESULTS

	G	Min.	FGM	FGA	Pct.	FTM	FTA	Pct.	REBOUNDS					Dq.	Stl.	TO	Blk.	SCORING		
									Off.	Def.	Tot.	Ast.	Pf.					Pts.	Avg.	Hi
Abdul-Jabbar	79	2629	755	1338	.564	336	439	.765	133	345	478	280	248	2	67	203	130	1846	23.4	46
Worthy	75	2454	629	1086	.579	242	314	.771	136	251	387	201	195	0	82	149	77	1500	20.0	37
Johnson	72	2578	483	918	.526	378	434	.871	85	341	426	907	133	0	113	273	16	1354	18.8	34
Scott	76	2190	507	989	.513	138	176	.784	55	134	189	164	167	0	85	110	15	1174	15.4	31
Lucas	77	1750	302	653	.462	180	230	.783	164	402	566	84	253	1	45	121	24	785	10.2	23
Cooper	82	2269	274	606	.452	147	170	.865	44	200	244	466	238	2	89	151	43	758	9.2	20
McGee	71	1213	252	544	.463	42	64	.656	51	89	140	83	131	0	53	70	7	587	8.3	34
Gudmundsson	8	128	20	37	.541	18	27	.667	17	21	38	3	25	1	3	11	4	58	7.3	15
Green	82	1542	209	388	.539	102	167	.611	160	221	381	54	229	2	49	99	49	521	6.4	21
Kupchak	55	783	124	257	.482	84	112	.750	69	122	191	17	102	0	12	64	7	332	6.0	15
Rambis	74	1573	160	269	.595	88	122	.721	156	361	517	69	198	0	66	97	33	408	5.5	17
Spriggs	43	471	88	192	.458	38	49	.776	28	53	81	49	78	0	18	54	9	214	5.0	18
Henderson	1	3	2	3	.667	0	0	—	0	1	1	0	1	0	0	0	0	4	4.0	4
Lester	27	222	26	52	.500	15	19	.789	0	10	10	54	27	0	9	42	3	67	2.5	8
Nevitt*	4	25	3	11	.273	4	6	.667	3	4	7	2	6	0	2	5	2	10	2.5	4

DATE	OPPONENT	BOX SCORE	W / L	DATE	OPPONENT	BOX SCORE	W / L
Oct. 26	@ San Antonio	W 121-116 (2OT)	1-0	Jan. 25	Denver	L 115-127	32-10
Oct. 29	@ Dallas	W 133-115	2-0	Jan. 28	Milwaukee	W 125-115	33-10
Oct. 31	@ Phoenix	W 144-107	3-0	Jan. 30	@ Portland	W 118-94	34-10
Nov. 2	@ Golden State	W 120-116	4-0	Jan. 31	@ Philadelphia	W 134-100	35-10
Nov. 5	Cleveland	L 111-129	4-1	Feb. 2	New York	L 96-103	35-11
Nov. 7	@ Utah	W 116-106	5-1	Feb. 4	Dallas	W 110-102	36-11
Nov. 8	Denver	W 128-99	6-1	Feb. 6	@ Houston	W 117-95	37-11
Nov. 12	Utah	W 119-110	7-1	Feb. 11	@ Golden State	L 113-137	37-12
Nov. 14	Portland	W 114-102	8-1	Feb. 12	@ Phoenix	W 126-100	38-12
Nov. 15	@ LA Clippers	W 127-96	9-1	Feb. 14	Atlanta	W 141-117	39-12
Nov. 17	New Jersey	W 138-119	10-1	Feb. 16	Boston	L 99-105	39-13
Nov. 20	LA Clippers	W 122-107	11-1	Feb. 19	@ Indiana	W 90-81	40-13
Nov. 21	@ Denver	L 120-121	11-2	Feb. 21	@ New Jersey	L 106-121	40-14
Nov. 23	@ Portland	W 130-113	12-2	Feb. 23	@ Philadelphia	W 117-111 (OT)	41-14
Nov. 24	San Antonio	W 118-102	13-2	Feb. 24	@ Atlanta	L 93-102	41-15
Nov. 29	Seattle	W 108-107	14-2	Feb. 26	@ Dallas	W 119-116	42-15
Dec. 1	Chicago	W 117-113	15-2	Feb. 28	Phoenix	W 115-103	43-15
Dec. 4	@ Utah	W 131-127 (OT)	16-2	Mar. 1	@ Phoenix	L 106-123	43-16
Dec. 6	Houston	W 120-112	17-2	Mar. 3	Golden State	W 127-117	44-16
Dec. 8	Dallas	W 125-119	18-2	Mar. 5	Utah	W 130-84	45-16
Dec. 12	Phoenix	W 127-102	19-2	Mar. 6	@ Golden State	W 112-111	46-16
@ Dec. 13	@ Denver	L 120-124	19-3	Mar. 8	Sacramento	W 122-121	47-16
Dec. 15	Detroit	W 132-119	20-3	Mar. 9	@ Seattle	W 108-106	48-16
Dec. 17	@ New York	W 105-99	21-3	Mar. 11	LA Clippers	W 129-108	49-16
Dec. 18	@ Milwaukee	W 107-105	22-3	Mar. 13	Seattle	W 105-92	50-16
Dec. 20	@ Cleveland	W 128-116	23-3	Mar. 16	Houston	W 116-111	51-16
Dec. 21	@ Washington	W 96-84	24-3	Mar. 18	Portland	W 128-122	52-16
Dec. 26	@ San Antonio	L 91-109	24-4	Mar. 19	@ LA Clippers	L 114-115	52-17
Dec. 28	@ Sacramento	L 133-111	25-4	Mar. 21	@ San Antonio	W 117-109	53-17
Dec. 29	Golden State	L 122-130	25-5	Mar. 22	@ Sacramento	W 115-113	54-17
Jan. 3	Utah	W 110-101	26-5	Mar. 24	San Antonio	W 124-102	55-17
Jan. 5	Washington	W 118-88	27-5	Mar. 25	@ Denver	W 121-115	56-17
Jan. 8	Portland	W 125-121	28-5	Mar. 29	@ Seattle	L 87-88	56-18
Jan. 10	Indiana	W 124-102	29-5	Mar. 30	Golden State	W 124-117	57-18
Jan. 11	@ Seattle	L 99-105	29-6	Apr. 1	Seattle	W 109-100	58-18
Jan. 14	Phoenix	W 143-122	30-6	Apr. 3	Sacramento	W 135-105	59-18
Jan. 16	LA Clippers	W 112-96	31-6	Apr. 6	@ Houston	L 103-109	59-19
Jan. 19	@ Detroit	L 115-118	31-7	Apr. 8	@ Portland	W 120-114	60-19
Jan. 20	@ Chicago	W 133-118	32-7	Apr. 10	Houston	W 117-113	61-19
Jan. 22	@ Boston	L 95-110	32-8	Apr. 12	@ Sacramento	W 105-92	62-19
Jan. 24	@ LA Clippers	L 109-120	32-9	Apr. 13	Dallas	L 104-127	62-20

* Did not finish season on Laker roster.



1986-87 LOS ANGELES LAKERS



65-17 - 1ST IN PACIFIC DIVISION

Head Coach: Pat Riley
Standing: Wes Matthews, Billy Thompson, A.C. Green, Mike Smrek, Mychal Thompson, Adrian Branch
Seated: Kurt Rambis, James Worthy, Kareem Abdul-Jabbar, Michael Cooper, Byron Scott, Earvin Johnson
Not pictured: Frank Brickowski

NBA Champions

1986-87 REGULAR SEASON STATISTICS / GAME-BY-GAME RESULTS

	G	Min.	FGM	FGA	Pct.	FTM	FTA	Pct.	REBOUNDS					SCORING						
									Off.	Def.	Tot.	Ast.	PF	Dq.	Stl.	TO	Blk.	Pts.	Avg.	Hl
Johnson	80	2904	683	1308	.522	535	631	.848	122	382	504	977	168	0	138	300	36	1909	23.9	46
Worthy	82	2819	651	1207	.539	292	289	.751	158	308	466	226	206	0	108	168	83	1594	19.4	31
Abdul-Jabbar	78	2441	560	993	.564	245	343	.714	152	371	523	203	245	2	49	186	97	1366	17.5	30
Scott	82	2729	554	1134	.489	224	251	.892	63	223	286	281	163	0	125	144	18	1397	17.0	33
Green	79	2240	316	587	.538	220	282	.780	210	405	615	84	171	0	70	102	80	852	10.8	26
Cooper	82	2253	322	736	.438	126	148	.851	58	196	254	373	199	1	78	102	43	859	10.5	24
M. Thompson†	33	680	129	269	.480	75	101	.743	47	89	136	28	85	1	14	30	333	10.1	24	
Rambis	78	1514	163	313	.521	120	157	.764	159	294	453	63	201	1	74	104	41	446	5.7	16
B. Thompson	59	762	142	261	.544	48	74	.649	69	102	171	60	148	1	15	61	30	332	5.6	13
Branch	32	219	48	96	.500	42	54	.778	23	30	53	16	39	0	16	24	3	138	4.3	12
Matthews	50	532	89	187	.476	29	36	.806	13	34	47	100	53	0	23	51	4	208	4.2	16
Brickowski*	37	404	53	94	.564	40	59	.678	40	57	97	12	105	4	14	25	4	146	3.9	14
Smrek	35	233	30	60	.500	16	25	.640	13	24	37	5	70	1	4	19	13	76	2.2	8

DATE	OPPONENT	BOX SCORE	W / L	DATE	OPPONENT	BOX SCORE	W / L
Nov. 1	@ Houston	L 102-112	0-1	Jan. 27	Portland	W 107-100	33-9
Nov. 4	@ Seattle	W 110-96	1-1	Jan. 28	@ Seattle	W 101-125	33-10
Nov. 7	Denver	W 138-116	2-1	Jan. 30	@ Phoenix	W 114-102	34-10
Nov. 9	New York	W 111-88	3-1	Feb. 2	Dallas	L 99-103	34-11
Nov. 12	Seattle	W 122-97	4-1	Feb. 4	Sacramento	W 128-92	35-11
Nov. 16	Sacramento	W 113-111	5-1	Feb. 5	@ Portland	L 104-105	35-12
Nov. 18	@ Dallas	W 114-110	6-1	Feb. 10	@ Sacramento	W 114-98	36-12
Nov. 19	@ San Antonio	W 117-108	7-1	Feb. 13	Indiana	W 113-108	37-12
Nov. 21	New Jersey	W 111-95	8-1	Feb. 15	Boston	W 116-103	38-12
Nov. 23	Milwaukee	W 127-117	9-1	Feb. 17	Washington	L 99-114	38-13
Nov. 25	Atlanta	L 107-113	9-2	Feb. 18	@ Denver	W 128-122	39-13
Nov. 26	@ LA Clippers	W 126-92	10-2	Feb. 20	@ Chicago	W 110-100	40-13
Nov. 28	Chicago	W 110-103	11-2	Feb. 22	@ Philadelphia	W 112-110 (OT)	41-13
Nov. 30	LA Clippers	W 137-115	12-2	Feb. 24	@ Phoenix	W 97-93	42-13
Dec. 4	@ Golden State	L 106-116	12-3	Feb. 25	Phoenix	W 99-91	43-13
Dec. 5	Dallas	W 112-104	13-3	Feb. 27	Golden State	W 121-109	44-13
Dec. 7	Golden State	W 132-100	14-3	Feb. 28	@ Utah	L 100-107	44-14
Dec. 9	@ New York	W 113-87	15-3	Mar. 3	@ Golden State	W 114-109	45-14
Dec. 10	@ Milwaukee	L 93-116	15-4	Mar. 4	Seattle	W 138-124	46-14
Dec. 12	@ Boston	W 117-110	16-4	Mar. 7	Cleveland	W 122-118	47-14
Dec. 13	@ Detroit	L 114-119	16-5	Mar. 9	@ LA Clippers	W 136-114	48-14
Dec. 16	@ Cleveland	W 121-116	17-5	Mar. 10	Denver	W 143-107	49-14
Dec. 18	Portland	W 131-115	18-5	Mar. 12	Portland	W 125-116	50-14
Dec. 20	@ Dallas	L 119-130	18-6	Mar. 15	LA Clippers	W 115-101	51-14
Dec. 21	@ Houston	W 103-96	19-6	Mar. 18	Utah	W 111-97	52-14
Dec. 23	@ Sacramento	W 127-117 (OT)	20-6	Mar. 20	San Antonio	W 147-115	53-14
Dec. 26	Houston	W 134-111	21-6	Mar. 22	Sacramento	W 129-121	54-14
Dec. 28	Philadelphia	W 111-85	22-6	Mar. 24	@ Phoenix	L 93-108	54-15
Jan. 1	@ Portland	W 140-104	23-6	Mar. 26	Detroit	W 128-111	55-15
Jan. 2	Phoenix	W 155-118	24-6	Mar. 28	@ Houston	W 123-109	56-15
Jan. 4	Utah	W 121-113	25-6	Mar. 31	Houston	W 111-96	57-15
Jan. 7	Denver	W 147-109	26-6	Apr. 2	@ Seattle	W 117-114	58-15
Jan. 8	@ Utah	L 101-107	26-7	Apr. 3	@ Portland	W 127-121	59-15
Jan. 10	@ Golden State	W 109-124	26-8	Apr. 5	@ Denver	W 126-118	60-15
Jan. 11	San Antonio	W 111-109	27-8	Apr. 6	LA Clippers	W 135-112	61-15
Jan. 15	Golden State	W 129-109	28-8	Apr. 9	@ LA Clippers	W 118-100	62-15
Jan. 18	@ Washington	W 115-101	29-8	Apr. 10	San Antonio	W 131-121	63-15
Jan. 19	@ New Jersey	W 126-115	30-8	Apr. 12	Phoenix	W 119-104	64-15
Jan. 21	@ Atlanta	W 112-109	31-8	Apr. 16	@ Utah	W 110-97	65-15
Jan. 22	@ Indiana	W 118-108	32-8	Apr. 17	@ San Antonio	L 103-115	65-16
Jan. 24	@ Dallas	L 117-132	32-9	Apr. 19	Seattle	L 104-110	65-17



1987-88 LOS ANGELES LAKERS



62-20 - 1ST IN PACIFIC

DIVISION

Head Coach: Pat Riley
Standing: Wes Matthews, Billy Thompson, A.C. Green, Mike Smrek, Mychal Thompson, Jeff Lamp, Milt Wagner
Seated: Kurt Rambis, James Worthy, Kareem Abdul-Jabbar, Michael Cooper, Byron Scott, Earvin Johnson
Not pictured: Tony Campbell, Ray Tolbert



NBA Champions

1987-88 REGULAR SEASON STATISTICS / GAME-BY-GAME RESULTS

	G	Min.	FGM	FGA	Pct.	FTM	FTA	Pct.	REBOUNDS					SCORING						
									Off.	Def.	Tot.	Ast.	PF	Dq.	Stl.	TO	Bk.	Pts.	Avg.	Hi
Scott	81	3048	710	1348	.527	272	317	.858	76	257	333	335	204	2	155	161	27	1754	21.7	38
Worthy	75	2655	617	1161	.531	242	304	.796	129	245	374	289	175	1	72	155	55	1478	19.7	38
Johnson	72	2637	490	996	.492	417	489	.853	88	361	449	858	147	0	114	269	13	1408	19.6	39
Abdul-Jabbar	80	2308	480	903	.532	205	269	.762	118	360	478	135	216	1	48	159	92	1165	14.6	27
M. Thompson	80	2007	370	722	.512	185	292	.634	198	291	489	66	251	1	38	113	79	925	11.6	28
Green	82	2636	322	640	.503	293	379	.773	245	465	710	93	204	0	87	120	45	937	11.4	28
Campbell	13	242	57	101	.564	28	39	.718	8	19	27	15	41	0	11	26	2	143	11.0	28
Cooper	61	1793	189	482	.392	97	113	.858	50	178	228	289	136	1	66	101	26	532	8.7	21
Matthews	51	706	114	248	.460	54	65	.831	16	50	66	138	65	0	25	69	3	289	5.7	18
Rambis	70	845	102	186	.548	73	93	.785	103	165	268	54	103	0	39	59	13	277	4.0	17
Wagner	40	380	62	147	.422	26	29	.897	4	24	28	61	42	0	6	22	4	152	3.8	14
Tolbert†	14	82	16	28	.571	10	13	.769	9	11	20	5	14	0	3	11	3	42	3.0	9
Smrek	48	421	44	103	.427	44	66	.667	27	58	85	8	105	3	7	30	42	132	2.8	12
B. Thompson	9	38	3	13	.231	8	10	.800	2	7	9	1	11	0	1	6	0	14	1.6	4
Lamp	3	7	0	0	—	2	2	1.00	0	0	0	0	1	0	0	0	2	0.7	2	

DATE	OPPONENT	BOX SCORE	W / L	DATE	OPPONENT	BOX SCORE	W / L
Nov. 6	Seattle	W 113-109	1-0	Feb. 2	Chicago	W 110-101	34-8
Nov. 8	Houston	W 101-92	2-0	Feb. 4	@ LA Clippers	W 117-86	35-8
Nov. 10	@ San Antonio	W 133-124	3-0	Feb. 9	Indiana	L 108-110	35-9
Nov. 12	L.A. Clippers	W 111-82	4-0	Feb. 11	@ Denver	W 120-108	36-9
Nov. 14	@ Golden State	W 118-110	5-0	Feb. 12	@ San Antonio	W 133-132	37-9
Nov. 15	San Antonio	W 147-130	6-0	Feb. 14	Boston	W 115-106	38-9
Nov. 17	Portland	W 142-115	7-0	Feb. 16	L.A. Clippers	W 119-100	39-9
Nov. 20	Dallas	W 119-116	8-0	Feb. 18	@ Houston	W 111-96	40-9
Nov. 22	Milwaukee	L 116-124 (OT)	8-1	Feb. 19	@ Atlanta	W 126-119 (OT)	41-9
Nov. 24	@ Seattle	L 85-103	8-2	Feb. 21	Detroit	W 117-110	42-9
Nov. 27	Denver	W 127-119	9-2	Feb. 23	Washington	W 111-100	43-9
Dec. 1	@ Sacramento	W 125-120 (OT)	10-2	Feb. 26	Utah	W 112-105	44-9
Dec. 2	Portland	L 104-117	10-3	Feb. 28	Phoenix	W 111-97	45-9
Dec. 4	@ Milwaukee	L 83-85	10-4	Mar. 1	@ Seattle	L 100-114	45-10
Dec. 5	@ Cleveland	L 95-97	10-5	Mar. 4	Golden State	W 120-107	46-10
Dec. 8	@ New Jersey	W 98-81	11-5	Mar. 6	@ Dallas	W 108-97	47-10
Dec. 9	@ Washington	L 112-120 (OT)	11-6	Mar. 7	@ Philadelphia	W 110-104	48-10
Dec. 11	@ Boston	W 115-114	12-6	Mar. 9	@ New York	W 104-99	49-10
Dec. 13	Cleveland	W 90-89	13-6	Mar. 10	@ Chicago	L 107-128	49-11
Dec. 15	Phoenix	W 122-97	14-6	Mar. 12	Dallas	L 101-110	49-12
Dec. 17	@ Golden State	W 113-106	15-6	Mar. 14	New Jersey	W 115-105	50-12
Dec. 19	@ LA Clippers	W 108-97	16-6	Mar. 15	@ Portland	W 95-112	50-13
Dec. 20	Seattle	W 103-94	17-6	Mar. 19	@ Phoenix	L 95-102	50-14
Dec. 23	Sacramento	W 117-103	18-6	Mar. 20	@ Golden State	W 130-127	51-14
Dec. 26	@ Utah	W 117-109	19-6	Mar. 22	Houston	W 117-95	52-14
Dec. 29	Philadelphia	W 131-115	20-6	Mar. 25	Denver	L 119-120	52-15
Jan. 3	@ Portland	W 98-81	21-6	Mar. 26	@ Sacramento	L 92-114	52-16
Jan. 4	San Antonio	W 113-115	22-6	Mar. 29	Utah	W 122-111	53-16
Jan. 6	Dallas	W 103-89	23-6	Apr. 2	@ Utah	L 92-106	53-17
Jan. 8	@ Detroit	W 106-104	24-6	Apr. 3	Sacramento	W 108-104	54-17
Jan. 9	@ Indiana	W 101-98	25-6	Apr. 5	Seattle	W 94-90	55-17
Jan. 12	Golden State	L 117-113	26-6	Apr. 8	L.A. Clippers	W 126-107	56-17
Jan. 13	@ LA Clippers	L 109-110 (OT)	26-7	Apr. 9	@ Portland	L 109-119	56-18
Jan. 16	@ Phoenix	W 107-96	27-7	Apr. 12	Portland	W 109-103	57-18
Jan. 18	Houston	W 121-110	28-7	Apr. 13	@ Denver	L 106-120	57-19
Jan. 21	@ Denver	L 113-115	28-8	Apr. 15	Phoenix	W 117-114	58-19
Jan. 22	New York	L 113-112	29-8	Apr. 17	@ Houston	L 119-127	58-20
Jan. 24	@ Seattle	W 116-109	30-8	Apr. 19	@ San Antonio	W 133-126	59-20
Jan. 26	Utah	W 111-100	31-8	Apr. 20	@ Dallas	W 114-107	60-20
Jan. 28	@ Sacramento	W 115-94	32-8	Apr. 22	@ Phoenix	W 117-112	61-20
Jan. 29	Atlanta	W 117-107	33-8	Apr. 24	Golden State	W 136-100	62-20

† Totals with Lakers only.



1988-89 LOS ANGELES LAKERS



57-25 - 1ST IN PACIFIC DIVISION

Head Coach: Pat Riley
Standing: Tony Campbell, Orlando Woolridge, Mark McNamara, Mychal Thompson, Jeff Lamp, David Rivers
Seated: A.C. Green, James Worthy, Kareem Abdul-Jabbar, Michael Cooper, Byron Scott, Earvin Johnson

Western Conference Champions

1988-89 REGULAR SEASON STATISTICS / GAME-BY-GAME RESULTS

	G	Min.	FGM	FGA	Pct.	FTM	FTA	Pct.	REBOUNDS			Ast.	PF	Dq.	Stl.	TO	Blk.	SCORING		
									Off.	Def.	Tot.							Pts.	Avg.	HI
Johnson	77	2886	579	1137	.509	513	563	.911	111	496	607	988	172	0	138	312	22	1730	22.5	40
Worthy	81	2960	702	1282	.548	251	321	.782	169	320	489	288	175	0	108	182	56	1657	20.5	38
Scott	74	2605	588	1198	.491	195	226	.863	72	230	302	231	181	1	114	157	27	1448	19.6	35
Green	82	2510	401	758	.529	282	359	.786	258	481	739	103	172	0	94	119	55	1088	13.3	33
Abdul-Jabbar	74	1695	313	659	.475	122	165	.739	103	231	334	74	196	1	38	95	85	748	10.1	21
Woolridge	74	1491	231	494	.468	253	343	.738	81	189	270	58	130	0	30	103	65	715	9.7	29
Thompson	80	1994	291	521	.559	156	230	.678	157	310	467	48	224	0	58	97	59	738	9.2	27
Cooper	80	1943	213	494	.431	81	93	.871	33	158	191	314	186	0	72	94	32	587	7.3	18
Campbell	63	787	158	345	.458	70	83	.843	53	77	130	47	108	0	37	62	6	388	6.2	19
Rivers	47	440	49	122	.402	35	42	.833	13	30	43	106	50	0	23	61	9	134	2.9	10
McNamara	39	318	32	64	.500	49	78	.628	38	62	100	10	51	0	4	24	3	113	2.9	10
Lamp	37	176	27	69	.391	4	5	.800	6	28	34	15	27	0	8	16	2	60	1.6	7

DATE	OPPONENT	BOX SCORE	W / L	DATE	OPPONENT	BOX SCORE	W / L
Nov. 4	@ Dallas	W 116-113	1-0	Jan. 29	@ Dallas	W 118-93	29-13
Nov. 5	@ San Antonio	L 107-122	1-1	Jan. 31	@ Houston	W 125-114	30-13
Nov. 8	@ Golden State	W 114-102	2-1	Feb. 1	@ Phoenix	L 97-114	30-14
Nov. 9	Denver	W 128-110	3-1	Feb. 3	Portland	W 140-129	31-14
Nov. 11	Seattle	W 114-103	4-1	Feb. 5	New Jersey	W 134-116	32-14
Nov. 15	@ Denver	W 148-146 (2 OT)	5-1	Feb. 8	Golden State	L 118-121	32-15
Nov. 17	@ Seattle	L 98-101	5-2	Feb. 14	Detroit	L 103-111	32-16
Nov. 18	Portland	W 106-105	6-2	Feb. 16	@ Portland	W 110-101	33-16
Nov. 22	@ New York	W 110-98	7-2	Feb. 19	Boston	W 119-110	34-16
Nov. 23	@ Miami	W 138-91	8-2	Feb. 20	@ Sacramento	W 100-97	35-16
Nov. 26	@ Detroit	L 99-102	8-3	Feb. 22	@ Utah	L 79-105	35-17
Nov. 28	@ Philadelphia	W 109-104	9-3	Feb. 24	Sacramento	W 115-103	36-17
Nov. 30	Seattle	W 110-106	10-3	Feb. 26	Phoenix	W 134-122	37-17
Dec. 2	Utah	W 113-92	11-3	Mar. 1	Golden State	W 142-121	38-17
Dec. 4	Washington	W 119-112 (OT)	12-3	Mar. 3	Indiana	W 139-117	39-17
Dec. 6	@ L.A. Clippers	W 111-102	13-3	Mar. 5	@ Houston	L 83-88	39-18
Dec. 7	Phoenix	W 125-111	14-3	Mar. 7	@ Atlanta	W 106-97	40-18
Dec. 10	@ Indiana	W 112-105	15-3	Mar. 8	@ Miami	W 127-87	41-18
Dec. 11	@ Milwaukee	L 94-95	15-4	Mar. 10	@ Charlotte	W 123-90	42-18
Dec. 13	@ Cleveland	W 111-102	16-4	Mar. 12	@ Golden State	W 128-115	43-18
Dec. 14	@ New Jersey	L 113-118 (OT)	16-5	Mar. 13	Houston	W 97-96	44-18
Dec. 16	@ Boston	L 96-110	16-6	Mar. 17	Dallas	W 106-103	45-18
Dec. 18	@ Washington	L 110-115	16-7	Mar. 19	Atlanta	L 111-113	45-19
Dec. 20	@ Chicago	L 103-116	16-8	Mar. 21	Chicago	L 103-104	45-20
Dec. 23	Sacramento	W 120-102	17-8	Mar. 23	@ Sacramento	W 115-92	46-20
Dec. 25	@ Utah	L 87-101	17-9	Mar. 26	Phoenix	W 118-116	47-20
Dec. 26	@ Phoenix	L 96-111	17-10	Mar. 28	@ Phoenix	L 104-127	47-21
Dec. 28	Philadelphia	W 128-123	18-10	Mar. 30	San Antonio	W 138-98	48-21
Dec. 30	L.A. Clippers	W 124-109	19-10	Apr. 1	@ Denver	L 108-114 (OT)	48-22
Jan. 3	@ Seattle	L 106-116	19-11	Apr. 2	Milwaukee	W 118-117	49-22
Jan. 4	Portland	W 133-120	20-11	Apr. 4	@ Seattle	W 115-97	50-22
Jan. 6	Miami	W 118-86	21-11	Apr. 7	Utah	L 97-99	50-23
Jan. 8	San Antonio	W 126-96	22-11	Apr. 8	@ Golden State	L 116-122	50-24
Jan. 10	@ Sacramento	L 97-106	22-12	Apr. 10	L.A. Clippers	W 133-116	51-24
Jan. 13	Cleveland	W 116-95	23-12	Apr. 12	@ San Antonio	W 107-100	52-24
Jan. 15	@ L.A. Clippers	W 116-95	24-12	Apr. 15	@ L.A. Clippers	L 107-119	52-25
Jan. 16	Houston	W 124-113	25-12	Apr. 16	Miami	W 121-108	53-25
Jan. 18	L.A. Clippers	W 111-90	26-12	Apr. 18	Denver	W 142-118	54-25
Jan. 20	Dallas	W 115-99	27-12	Apr. 20	Sacramento	W 118-115	55-25
Jan. 24	New York	L 117-122	27-13	Apr. 21	@ Portland	W 121-114	56-25
Jan. 27	Charlotte	W 114-97	28-13	Apr. 23	Seattle	W 121-117	57-25



1989-90 LOS ANGELES LAKERS



63-19 - 1ST IN PACIFIC DIVISION

Head Coach: Pat Riley
Standing: Mel McCants, Orlando Woolridge, Vlade Divac, Mike Higgins, Mark McNamara, Jay Vincent, Larry Drew
Seated: A.C. Green, James Worthy, Mychal Thompson, Michael Cooper, Byron Scott, Earvin Johnson
Not pictured: Steve Bucknall, Jawann Oldham



1989-90 REGULAR SEASON STATISTICS / GAME-BY-GAME RESULTS

	G	Min.	FGM	FGA	Pct.	FTM	FTA	Pct.	REBOUNDS			PF	Dq.	Stl.	TO	Bk.	SCORING			
									Off.	Def.	Tot.						Pts.	Avg.	Hi	
Johnson	79	2937	546	1138	480	567	637	890	128	304	522	907	167	1	132	289	34	1765	22.3	38
Worthy	80	2960	711	1298	548	248	317	782	160	318	478	288	190	0	99	160	49	1685	21.1	35
Scott	77	2593	472	1005	470	160	209	766	51	191	242	274	180	2	77	122	31	1197	15.5	33
Green	82	2709	385	806	478	278	370	751	262	450	712	90	207	0	66	116	50	1061	12.9	27
Woolridge	62	1421	306	550	556	176	240	733	49	136	185	96	160	2	39	73	46	788	12.7	24
Thompson	70	1883	281	562	500	144	204	706	173	304	477	43	207	0	33	79	73	706	10.1	24
Divac	82	1611	274	549	499	153	216	708	167	345	512	75	240	2	79	110	114	701	8.5	25
Cooper	80	1851	191	493	387	83	94	883	59	168	227	215	206	1	61	91	36	515	6.4	16
Drew	80	1333	170	383	444	46	60	767	12	86	98	217	92	0	47	95	4	418	5.2	15
Vincent†	24	200	41	78	526	8	12	667	7	19	26	10	29	0	8	19	3	90	3.8	16
McNamara	33	190	38	86	442	26	40	650	22	41	63	3	31	1	2	21	1	102	3.1	15
McCants	13	65	8	26	308	6	8	750	1	5	6	2	11	0	3	1	1	22	1.7	4
Oldham†	3	9	2	3	667	1	2	500	0	1	1	1	3	0	0	1	0	5	1.7	3
Bucknall	18	75	9	33	273	5	6	833	5	2	7	10	10	0	2	11	1	23	1.3	4
Higgins*	6	18	0	0	---	1	2	500	1	0	1	4	0	0	1	0	2	1	0.2	1

DATE	OPPONENT	BOX SCORE	W / L	DATE	OPPONENT	BOX SCORE	W / L
Nov. 3	@ Dallas	W 102-94	1-0	Jan. 30	@ LA Clippers	L 104-121	31-11
Nov. 4	@ San Antonio	L 98-106	1-1	Feb. 2	Atlanta	W 112-106	32-11
Nov. 7	Phoenix	W 111-107	2-1	Feb. 4	New Jersey	W 121-105	33-11
Nov. 9	@ Golden State	W 106-95	3-1	Feb. 6	@ Portland	W 121-119 (OT)	34-11
Nov. 10	Charlotte	W 106-100	4-1	Feb. 7	Chicago	W 121-103	35-11
Nov. 12	Dallas	W 107-98	5-1	Feb. 14	Portland	L 128-132 (2 OT)	35-12
Nov. 15	Indiana	W 117-94	6-1	Feb. 15	@ Sacramento	W 101-92	36-12
Nov. 17	Denver	W 119-105	7-1	Feb. 18	Boston	W 116-110	37-12
Nov. 19	Washington	W 120-115	8-1	Feb. 20	@ San Antonio	W 115-114 (OT)	38-12
Nov. 25	@ Utah	W 92-86	9-1	Feb. 21	@ Denver	W 113-111	39-12
Nov. 26	San Antonio	W 132-112	10-1	Feb. 23	Philadelphia	W 122-116	40-12
Nov. 28	@ Houston	L 104-110	10-2	Feb. 25	Utah	L 103-104	40-13
Nov. 30	@ Sacramento	W 109-93	11-2	Feb. 28	@ Seattle	W 112-107	41-13
Dec. 1	Detroit	L 97-108 (OT)	11-3	Mar. 2	Cleveland	W 124-93	42-13
Dec. 3	New York	W 115-104	12-3	Mar. 4	Minnesota	W 115-96	43-13
Dec. 5	LA Clippers	W 111-103	13-3	Mar. 6	@ Houston	L 95-112	43-14
Dec. 7	Phoenix	W 100-96	14-3	Mar. 7	@ Dallas	W 103-91	44-14
Dec. 9	@ Washington	L 101-103	14-4	Mar. 9	Golden State	W 131-115	45-14
Dec. 10	@ Orlando	L 103-108	14-5	Mar. 11	@ Atlanta	W 123-115	46-14
Dec. 12	@ Charlotte	W 103-89	15-5	Mar. 12	@ Charlotte	W 107-102	47-14
Dec. 13	@ Miami	W 102-75	16-5	Mar. 14	@ Philadelphia	W 110-116	47-15
Dec. 15	@ Boston	W 119-110	17-5	Mar. 15	@ Cleveland	L 96-112	47-16
Dec. 16	@ New Jersey	W 99-92	18-5	Mar. 17	@ Minnesota	W 101-99	48-16
Dec. 19	@ Chicago	L 83-93	18-6	Mar. 20	Charlotte	W 109-97	49-16
Dec. 20	@ Minnesota	W 106-97 (OT)	19-6	Mar. 23	LA Clippers	W 110-102	50-16
Dec. 26	Sacramento	W 104-102	20-6	Mar. 25	Seattle	W 116-94	51-16
Dec. 29	Golden State	W 130-111	21-6	Mar. 27	@ Portland	L 111-130	51-17
Jan. 3	Denver	W 114-98	22-6	Mar. 28	@ LA Clippers	W 106-99	52-17
Jan. 6	@ Golden State	L 131-133	22-7	Mar. 30	Portland	W 135-106	53-17
Jan. 7	Miami	W 132-93	23-7	Apr. 1	Utah	W 119-103	54-17
Jan. 9	@ Phoenix	L 118-121 (OT)	23-8	Apr. 5	Sacramento	W 110-103	55-17
Jan. 10	Orlando	W 121-106	24-8	Apr. 6	@ Phoenix	W 103-99	56-17
Jan. 12	Houston	W 107-98	25-8	Apr. 8	@ Denver	W 116-109	57-17
Jan. 15	Sacramento	W 111-91	26-8	Apr. 9	Dallas	W 113-106	58-17
Jan. 17	Seattle	W 100-90	27-8	Apr. 12	@ Utah	W 104-107	58-18
Jan. 19	@ Milwaukee	L 102-103	27-9	Apr. 13	Golden State	L 131-119	58-18
Jan. 21	@ Detroit	W 107-97	28-9	Apr. 15	Houston	W 113-102	60-18
Jan. 23	@ New York	W 118-97	29-9	Apr. 17	@ Seattle	W 102-101	61-18
Jan. 24	@ Indiana	W 120-111	30-9	Apr. 19	Minnesota	W 113-89	62-18
Jan. 26	Milwaukee	W 100-91	31-9	Apr. 21	@ LA Clippers	W 125-115	63-18
Jan. 29	San Antonio	L 84-86	31-10	Apr. 22	@ Portland	L 88-130	63-19

* Did not finish season on Laker roster. † Totals with Lakers only.



1990-91 LOS ANGELES LAKERS



58-24 - 2ND IN PACIFIC DIVISION

Head Coach: Mike Dunleavy
Standing: Terry Teagle, Sam Perkins, Vlade Divac, Elden Campbell, Irving Thomas, Tony Smith
Seated: A.C. Green, James Worthy, Mychal Thompson, Earvin Johnson, Byron Scott, Larry Drew
Not pictured: Tony Brown

Western Conference Champions

1990-91 REGULAR SEASON STATISTICS / GAME-BY-GAME RESULTS

	G	Min.	FGM	FGA	Pct.	REBOUNDS				Pct.	Off.	Def.	Tot.	SCORING							
						FTM	FTA	Stl.	Blk.					Pts.	Avg.	Hl	Ast.	PF	Dq.	Stl.	To
Worthy	78	3008	716	1455	.492	212	266	.797	107	249	356	275	117	0	104	127	35	1670	21.4	36	
Johnson	79	2933	466	976	.477	519	573	.906	105	446	551	989	150	0	102	314	17	1531	19.4	34	
Scott	82	2630	501	1051	.477	118	148	.797	54	192	246	177	146	0	95	85	21	1191	14.5	32	
Perkins	73	2504	368	744	.495	229	279	.821	167	371	538	108	247	2	64	103	78	983	13.5	32	
Divac	82	2310	360	637	.565	196	279	.703	205	461	666	92	247	3	106	146	127	921	11.2	25	
Teagle	82	1498	335	757	.443	145	177	.819	82	99	181	82	165	1	31	83	8	815	9.9	35	
Green	82	2164	258	542	.476	223	302	.738	201	315	516	71	117	0	59	99	23	750	9.1	21	
Thompson	72	1077	113	228	.496	62	88	.705	74	154	228	21	112	0	23	47	23	288	4.0	19	
Smith	64	695	97	220	.441	40	57	.702	24	47	71	135	80	0	28	69	12	234	3.7	12	
Drew	48	496	54	125	.432	17	22	.773	5	29	34	118	40	0	15	49	1	139	2.9	11	
Campbell	52	380	56	123	.455	32	49	.653	40	56	96	10	71	1	11	16	38	144	2.8	12	
Thomas	26	108	17	50	.340	12	21	.571	14	17	31	10	24	0	4	13	1	46	1.8	9	
Brown*	7	27	2	3	.667	0	0	---	0	4	4	3	8	0	0	4	0	5	0.7	3	

DATE	OPPONENT	BOX SCORE	W / L	DATE	OPPONENT	BOX SCORE	W / L
Nov. 3	@ San Antonio	L 99-110	0-1	Jan. 29	New Jersey	W 110-89	31-11
Nov. 6	Portland	L 123-125 (OT)	0-2	Jan. 31	Atlanta	W 116-103	32-11
Nov. 9	Sacramento	W 100-86	1-2	Feb. 1	@ LA Clippers	W 106-92	33-11
Nov. 11	New York	L 103-109	1-3	Feb. 3	Chicago	W 99-86	34-11
Nov. 13	Phoenix	L 111-112	1-4	Feb. 5	LA Clippers	W 116-102	35-11
Nov. 15	@ Houston	W 108-103 (OT)	2-4	Feb. 12	@ Phoenix	L 95-99	35-12
Nov. 16	@ Dallas	L 86-99	2-5	Feb. 13	Minnesota	W 120-106	36-12
Nov. 18	Golden State	W 115-93	3-5	Feb. 15	Boston	L 85-98	36-13
Nov. 19	@ Denver	W 122-105	4-5	Feb. 17	Portland	W 106-96	37-13
Nov. 21	Denver	W 141-121	5-5	Feb. 19	@ Houston	W 112-103	38-13
Nov. 24	Orlando	W 115-89	6-5	Feb. 21	@ Dallas	W 106-92	39-13
Nov. 28	San Antonio	W 97-80	7-5	Feb. 22	@ Atlanta	L 102-111	39-14
Dec. 1	@ Phoenix	W 108-98	8-5	Feb. 24	@ Detroit	W 102-96 (OT)	40-14
Dec. 4	Detroit	W 114-90	9-5	Feb. 25	@ Philadelphia	L 90-92	40-15
Dec. 6	@ Minnesota	W 83-73	10-5	Feb. 28	@ Denver	W 121-108	41-15
Dec. 7	@ Utah	L 79-101	10-6	Mar. 1	Orlando	W 115-101	42-15
Dec. 9	Washington	W 106-99	11-6	Mar. 3	Houston	L 95-104	42-16
Dec. 12	Dallas	L 97-112 (OT)	11-7	Mar. 5	@ Minnesota	L 85-94	42-17
Dec. 15	@ Golden State	W 111-109	12-7	Mar. 7	@ Milwaukee	L 94-99	42-18
Dec. 16	Indiana	W 115-112	13-7	Mar. 9	@ Washington	W 87-72	43-18
Dec. 18	@ New York	W 100-97	14-7	Mar. 10	@ Orlando	W 115-101	44-18
Dec. 19	@ Cleveland	L 74-84	14-8	Mar. 12	@ Miami	W 102-95	45-18
Dec. 21	@ Chicago	L 103-114	14-9	Mar. 15	Denver	W 107-117	46-18
Dec. 23	Minnesota	W 118-94	15-9	Mar. 17	San Antonio	W 98-91	47-18
Dec. 26	@ LA Clippers	W 108-99	16-9	Mar. 19	LA Clippers	W 119-105	48-18
Dec. 30	Philadelphia	W 115-107	17-9	Mar. 20	@ Seattle	L 106-114	48-19
Jan. 3	@ Portland	W 108-104	18-9	Mar. 22	Milwaukee	L 92-99	48-20
Jan. 4	@ Golden State	L 99-115	18-10	Mar. 24	Seattle	W 113-96	49-20
Jan. 6	Golden State	W 135-108	19-10	Mar. 25	@ Sacramento	W 99-89	50-20
Jan. 8	@ Seattle	L 88-96	19-11	Mar. 29	Portland	L 105-109 (OT)	50-21
Jan. 9	Utah	W 108-85	20-11	Mar. 31	Sacramento	W 115-87	51-21
Jan. 11	Cleveland	W 105-93	21-11	Apr. 2	@ San Antonio	W 122-115	52-21
Jan. 13	Houston	W 116-97	22-11	Apr. 4	@ Phoenix	W 102-98	53-21
Jan. 15	Charlotte	W 128-103	23-11	Apr. 5	Miami	W 108-87	54-21
Jan. 17	@ Sacramento	W 93-78	24-11	Apr. 7	Phoenix	W 93-85	55-21
Jan. 18	Seattle	W 105-96	25-11	Apr. 11	Utah	W 110-95	56-21
Jan. 21	@ Indiana	W 120-114	26-11	Apr. 13	@ Portland	L 113-118	56-22
Jan. 22	@ Orlando	W 116-96	27-11	Apr. 15	Dallas	W 112-106	57-22
Jan. 24	@ Charlotte	W 113-93	28-11	Apr. 17	@ Golden State	L 111-118	57-23
Jan. 25	@ New Jersey	W 108-103 (OT)	29-11	Apr. 20	@ Utah	L 93-107	57-24
Jan. 27	@ Boston	W 104-87	30-11	Apr. 21	Seattle	W 103-100	58-24



1991-92 LOS ANGELES LAKERS



43-39 - 6TH IN PACIFIC DIVISION

Head Coach: Mike Dunleavy
Staffing: Terry Teagle, Sam Perkins, Vlade Divac, Elden Campbell, Keith Owens, Tony Smith
Seated: A.C. Green, Chucky Brown, James Worthy, Sedale Threatt, Byron Scott, Rory Sparrow
Not pictured: Demetrius Calip, Jack Haley, Cliff Robinson



1991-92 REGULAR SEASON STATISTICS / GAME-BY-GAME RESULTS

	G	Min.	FGM	FGA	Pct.	FTM	FTA	Pct.	REBOUNDS					SCORING						
									Off.	Def.	Tot.	Ast.	PF	Dq.	Stl.	TO	Bk.	Pts.	Avg.	Hi
Worthy	54	2108	450	1007	.447	166	204	.814	98	207	305	252	89	0	76	27	23	1075	19.9	37
Perkins	63	2332	361	803	.450	304	372	.817	192	364	556	141	192	1	64	83	62	1041	16.5	29
Threatt	82	3070	509	1041	.489	202	243	.831	43	210	253	593	231	1	168	182	16	1240	15.1	42
Scott	82	2679	460	1005	.458	244	291	.838	74	236	310	226	140	0	105	119	28	1218	14.9	31
Green	82	2902	382	803	.476	340	457	.744	306	456	762	117	141	0	91	111	36	1116	13.6	28
Divac	36	979	157	317	.495	86	112	.768	87	160	247	60	114	3	55	88	35	405	11.3	32
Teagle	82	1602	364	805	.452	151	197	.766	91	92	183	113	148	0	66	114	9	880	10.7	28
Campbell	81	1876	220	491	.448	138	223	.619	155	268	423	59	203	1	53	73	159	578	7.1	25
Smith	63	820	113	283	.399	49	75	.653	31	45	76	109	91	0	39	50	8	275	4.4	18
Brown†	36	381	55	118	.466	25	41	.610	29	47	76	23	41	0	9	27	7	135	3.8	16
Robinson	9	78	11	27	.407	7	8	.875	7	12	19	9	4	0	5	7	0	29	3.2	10
Sparrow†	42	471	57	143	.399	8	13	.615	3	24	27	79	55	0	12	31	5	124	3.0	12
Haley	49	394	31	84	.369	14	29	.483	31	64	95	7	75	0	7	25	8	76	1.6	11
Calip	7	58	4	18	.222	2	3	.667	1	4	5	12	8	0	1	5	0	11	1.6	3
Owens	20	80	9	32	.281	8	10	.800	8	7	15	3	11	0	5	2	4	26	1.3	8

DATE	OPPONENT	BOX SCORE	W / L	DATE	OPPONENT	BOX SCORE	W / L
Nov. 1	@ Houston	L 121-126 (OT)	0-1	Jan. 29	Golden State	W 112-99	26-16
Nov. 2	@ Dallas	W 114-113 (OT)	1-1	Jan. 30	@ Denver	W 106-96	27-16
Nov. 5	LA Clippers	L 109-114 (OT)	1-2	Feb. 2	Chicago	L 97-103	27-17
Nov. 8	@ Phoenix	L 85-113	1-3	Feb. 3	@ Phoenix	L 104-113	27-18
Nov. 10	Minnesota	W 96-86	2-3	Feb. 5	LA Clippers	W 100-95	28-18
Nov. 14	@ Golden State	W 115-112	3-3	Feb. 11	@ Minnesota	W 116-108	29-18
Nov. 15	Houston	W 89-74	4-3	Feb. 13	@ Utah	L 91-97	29-19
Nov. 17	Atlanta	W 111-89	5-3	Feb. 14	Washington	L 92-108	29-20
Nov. 19	Phoenix	W 103-95	6-3	Feb. 16	Boston	L 107-114	28-21
Nov. 22	San Antonio	W 98-96	7-3	Feb. 17	@ Golden State	L 100-116	28-22
Nov. 24	Milwaukee	W 102-97	8-3	Feb. 19	@ LA Clippers	L 94-125	29-23
Nov. 26	@ Orlando	W 98-87	9-3	Feb. 20	@ Seattle	L 103-105	29-24
Nov. 27	@ Miami	W 89-97	10-3	Feb. 22	Golden State	L 124-126	29-25
Nov. 29	@ Boston	L 91-114	10-4	Feb. 26	New York	W 81-68	30-25
Nov. 30	@ Philadelphia	L 93-91	11-4	Feb. 28	Cleveland	L 90-101	30-26
Dec. 3	@ Milwaukee	L 94-126	11-5	Mar. 1	Houston	L 97-105	30-27
Dec. 4	@ Charlotte	L 106-124	11-6	Mar. 3	@ Portland	L 101-105	30-28
Dec. 6	@ New Jersey	W 98-89	12-6	Mar. 4	New Jersey	W 101-92	31-28
Dec. 8	Dallas	W 103-88	13-6	Mar. 8	Detroit	L 93-98	31-29
Dec. 10	@ Sacramento	W 92-90	14-6	Mar. 10	@ New York	W 106-104	32-29
Dec. 11	Utah	L 95-101	14-7	Mar. 11	@ Atlanta	W 109-98	33-29
Dec. 15	Sacramento	W 110-94	15-7	Mar. 13	@ Cleveland	L 107-109 (OT)	33-30
Dec. 17	@ Chicago	W 102-89	16-7	Mar. 14	@ Washington	L 92-83	34-30
Dec. 19	@ Minnesota	L 85-93	16-8	Mar. 16	@ Indiana	L 85-98	34-31
Dec. 20	@ Detroit	L 93-112	16-9	Mar. 18	Portland	L 93-98	34-32
Dec. 22	Phoenix	L 88-100	16-10	Mar. 20	Minnesota	W 131-121	35-32
Dec. 25	@ LA Clippers	W 85-75	17-10	Mar. 26	Dallas	W 115-92 (OT)	36-32
Dec. 28	Portland	L 88-98	17-11	Mar. 27	@ Utah	W 103-92	37-32
Dec. 30	Golden State	L 99-114	17-12	Mar. 29	Philadelphia	W 117-88	38-32
Jan. 3	Indiana	L 87-114	17-13	Mar. 31	@ Houston	W 107-101	39-32
Jan. 5	Miami	W 123-111	18-13	Apr. 1	@ San Antonio	L 86-104	39-33
Jan. 7	@ Dallas	W 104-80	19-13	Apr. 3	Seattle	L 91-96	39-34
Jan. 8	@ San Antonio	L 87-103	19-14	Apr. 5	Phoenix	W 109-104	40-34
Jan. 10	Denver	W 102-88	20-14	Apr. 7	@ Seattle	L 88-117	40-35
Jan. 12	Orlando	W 112-99	21-14	Apr. 9	San Antonio	L 94-102	40-36
Jan. 15	Charlotte	W 95-93	22-14	Apr. 11	Utah	L 90-93	40-37
Jan. 18	@ Seattle	L 108-112	22-15	Apr. 13	Denver	W 100-93	41-37
Jan. 20	Seattle	W 116-110	23-15	Apr. 15	@ Denver	L 107-110	41-38
Jan. 21	@ Portland	L 92-131	23-16	Apr. 16	@ Sacramento	L 94-102	41-39
Jan. 23	@ Sacramento	W 108-105	24-16	Apr. 18	@ Portland	W 109-101	42-39
Jan. 24	Sacramento	W 95-92	25-16	Apr. 19	LA Clippers	W 109-108(OT)	43-39

† Totals with Lakers only.



1992-93 LOS ANGELES LAKERS



39-43 - 5TH IN PACIFIC DIVISION

Head Coach: Randy Pfund
Standing: Elden Campbell, Benoit Benjamin, Vlade Divac, James Edwards, Jack Haley, Alex Blackwell
Seated: A.C. Green, Anthony Peeler, Tony Smith, James Worthy, Sedale Threatt, Byron Scott, Duane Cooper
Not pictured: Doug Christie, Sam Perkins

1992-93 REGULAR SEASON STATISTICS / GAME-BY-GAME RESULTS

	G	Min.	FGM	FGA	Pct.	FTM	FTA	Pct.	REBOUNDS					SCORING						
									Off.	Def.	Tot.	Ast.	PF	Dq.	Stl.	TO	Bk.	Pts.	Avg.	Hi
Threatt	82	2833	522	1028	.508	177	215	.823	47	226	273	564	248	1	142	173	11	1235	15.1	32
Worthy	82	2359	510	1142	.447	171	211	.810	73	174	247	278	87	0	92	137	27	1221	14.9	30
Scott	58	1677	296	659	.449	156	184	.848	27	107	134	157	98	0	55	70	13	792	13.7	29
Perkins*	49	1589	242	527	.459	184	222	.829	111	268	379	128	139	0	40	76	51	673	13.7	26
Green	82	2819	379	706	.537	277	375	.739	287	424	711	116	149	0	88	116	39	1051	12.8	30
Divac	82	2525	397	819	.485	235	341	.689	220	509	729	232	311	7	128	214	140	1050	12.8	28
Peeler	77	1656	297	634	.468	162	206	.786	64	115	179	166	193	0	60	123	14	802	10.4	25
Campbell	79	1551	238	520	.458	130	204	.637	127	205	332	48	165	0	59	69	100	606	7.7	21
Edwards	52	617	122	270	.452	84	118	.712	30	70	100	41	122	0	10	51	7	328	6.3	17
Christie	23	332	45	106	.425	50	66	.758	24	27	51	53	53	0	22	50	5	142	6.2	17
Smith	55	752	133	275	.484	62	82	.756	46	41	87	63	72	1	50	40	7	330	6.0	20
Benjamin†	28	306	52	108	.481	22	37	.595	24	72	96	10	61	0	14	36	13	126	4.5	17
Cooper	65	645	62	158	.392	25	35	.714	13	37	50	150	66	0	18	69	2	156	2.4	9
Blackwell	27	109	14	42	.333	6	8	.750	10	13	23	7	14	0	4	5	2	34	1.3	8

DATE	OPPONENT	BOX SCORE	W / L	DATE	OPPONENT	BOX SCORE	W / L
Nov. 6	@ LA Clippers	W 114-112 (OT)	1-0	Jan. 31	@ Boston	W 96-87	22-20
Nov. 8	Sacramento	L 114-124	1-1	Feb. 2	Orlando	L 97-110	22-21
Nov. 10	@ Golden State	W 107-106	2-1	Feb. 4	Utah	W 114-110	23-21
Nov. 12	@ Seattle	L 102-114	2-2	Feb. 5	@ Phoenix	L 104-132	23-22
Nov. 13	LA Clippers	L 98-124	2-3	Feb. 8	Dallas	W 108-100 (OT)	24-22
Nov. 15	Golden State	W 105-102	3-3	Feb. 10	Denver	W 111-102	25-22
Nov. 20	Chicago	W 120-118	4-3	Feb. 14	Atlanta	W 135-96	26-22
Nov. 22	Denver	W 119-107	5-3	Feb. 18	@ Portland	L 103-105	26-23
Nov. 25	New Jersey	L 98-100	5-4	Feb. 24	@ Sacramento	W 104-99	27-23
Nov. 27	@ Portland	W 98-90	6-4	Feb. 26	Cleveland	L 102-114	27-24
Nov. 29	Dallas	W 114-85	7-4	Feb. 28	LA Clippers	W 124-112	28-24
Dec. 1	@ Sacramento	L 110-117	7-5	Mar. 2	@ Denver	L 115-127	28-25
Dec. 3	@ Houston	W 95-89	8-5	Mar. 3	@ Golden State	W 117-111	29-25
Dec. 4	@ Phoenix	L 93-103	8-6	Mar. 5	Philadelphia	W 101-97 (OT)	30-25
Dec. 6	Minnesota	W 107-85	9-6	Mar. 7	Charlotte	L 101-105	30-26
Dec. 9	Portland	W 124-111	10-6	Mar. 9	@ Detroit	W 123-121	31-26
Dec. 11	Washington	W 118-93	11-6	Mar. 10	@ New York	L 104-110	31-27
Dec. 13	Milwaukee	W 114-96	12-6	Mar. 12	@ Philadelphia	W 101-95	32-27
Dec. 15	@ San Antonio	W 107-101	13-6	Mar. 14	@ Atlanta	L 107-117	32-28
Dec. 16	@ Dallas	L 95-102	13-7	Mar. 15	@ San Antonio	W 92-87	33-28
Dec. 18	Phoenix	L 100-116	13-8	Mar. 17	San Antonio	L 100-101	33-29
Dec. 19	@ Denver	W 92-86	14-8	Mar. 19	Boston	L 119-129	33-30
Dec. 23	Seattle	L 79-80	14-9	Mar. 21	Detroit	L 101-106	33-31
Dec. 26	San Antonio	L 92-104	14-10	Mar. 24	Phoenix	W 105-102	33-32
Dec. 28	@ Miami	L 96-107	14-11	Mar. 26	New York	L 95-105	33-33
Dec. 30	@ Orlando	W 96-93	15-11	Mar. 28	Indiana	W 92-90	34-33
Jan. 2	@ Cleveland	L 91-106	15-12	Mar. 30	@ LA Clippers	L 93-101	34-34
Jan. 3	@ Milwaukee	L 101-109	15-13	Mar. 31	Minnesota	L 113-126	34-35
Jan. 5	@ Chicago	W 91-88	16-13	Apr. 4	Utah	L 99-111	34-36
Jan. 6	@ Minnesota	W 98-78	17-13	Apr. 6	@ Phoenix	L 114-115	34-37
Jan. 8	Sacramento	W 93-90	18-13	Apr. 8	@ Golden State	L 116-122	34-38
Jan. 10	Miami	L 89-101	18-14	Apr. 9	Portland	L 105-109	34-39
Jan. 14	@ LA Clippers	L 102-105	18-15	Apr. 11	Seattle	W 98-96	35-39
Jan. 15	Portland	W 99-96	19-15	Apr. 13	@ Houston	L 107-126	35-40
Jan. 18	Houston	L 90-110	19-16	Apr. 14	@ Dallas	W 112-99	36-40
Jan. 20	Seattle	L 101-111	19-17	Apr. 16	Houston	L 84-100	36-41
Jan. 22	@ Utah	W 94-98	19-18	Apr. 18	@ Golden State	W 115-112	37-41
Jan. 24	@ Washington	L 112-110 (OT)	20-18	Apr. 20	@ Minnesota	W 107-95	38-41
Jan. 26	@ New Jersey	L 91-106	20-19	Apr. 21	@ Utah	L 102-113	38-42
Jan. 28	@ Indiana	L 110-127	20-20	Apr. 23	@ Seattle	L 93-122	38-43
Jan. 29	@ Charlotte	W 123-108	21-20	Apr. 24	Sacramento	W 125-107	39-43



1993-94 LOS ANGELES LAKERS



33-49 - 5TH IN PACIFIC DIVISION

Head Coach: Randy Pfund, Bill Bertka, Earvin Johnson
Standing: Antonio Harvey, Dan Schayes, Vlade Divac, Elden Campbell, James Edwards, Sam Bowie, Kurt Rambis
Seated: Nick Van Exel, George Lynch, Anthony Peeler, Tony Smith, James Worthy, Sedale Threatt, Doug Christie, Reggie Jordan
Not pictured: Trevor Wilson



1993-94 REGULAR SEASON STATISTICS / GAME-BY-GAME RESULTS

	G	Min.	FGM	FGA	Pct.	FTM	FTA	Pct.	REBOUNDS		PF	Dq.	Stl.	TO	Blk.	SCORING				
									Off.	Def.						Tot.	Ast.	Pts.	Avg.	Hi
Divac	79	2685	453	895	.506	208	303	.686	282	569	851	307	288	5	32	191	1123	14.2	33	
Peeler	30	923	176	409	.430	57	71	.803	48	61	109	94	93	0	43	59	423	14.1	28	
Van Exel	81	2700	413	1049	.394	150	192	.781	47	91	238	466	154	1	85	145	8	1099	13.6	31
Campbell	76	2253	373	808	.462	188	273	.689	167	352	519	86	241	2	64	98	146	934	12.3	29
Threatt	81	2278	411	852	.482	138	155	.890	28	125	153	344	186	1	110	106	19	965	11.9	32
Christie	65	1515	244	562	.434	145	208	.697	93	142	235	136	186	2	89	140	28	672	10.3	33
Worthy	80	1597	340	838	.406	100	135	.741	48	133	181	154	80	0	45	97	18	812	10.2	31
Lynch	5	126	19	39	.487	13	25	.520	12	16	28	12	17	0	5	6	1	51	10.2	16
Bowie	71	1762	291	573	.508	99	166	.596	220	190	410	96	177	1	102	87	27	681	9.6	30
Smith	25	556	75	172	.436	72	83	.867	27	104	131	47	65	0	4	43	28	223	8.9	21
Jordan	73	1617	272	617	.441	85	119	.714	106	89	195	148	128	1	59	76	14	645	8.8	25
Edwards	23	259	44	103	.427	35	51	.686	46	21	67	26	26	0	14	14	5	125	5.4	28
Rambis	45	469	78	168	.464	54	79	.684	11	54	65	22	90	0	4	30	3	210	4.7	16
Schayes†	50	635	59	114	.518	46	71	.648	84	105	189	32	89	0	22	26	23	164	3.3	13
Harvey	13	133	14	38	.368	8	10	.800	15	19	34	8	18	0	5	9	2	36	2.8	11
	27	247	29	79	.367	12	26	.462	26	33	59	5	39	0	8	17	19	70	2.6	16

DATE	OPPONENT	BOX SCORE	W / L	DATE	OPPONENT	BOX SCORE	W / L
Nov. 5	@ Phoenix	W 116-108	1-0	Feb. 3	@ Houston	L 88-99	14-28
Nov. 6	@ Seattle	L 101-129	1-1	Feb. 4	@ Dallas	W 95-87	15-28
Nov. 9	Portland	L 102-109	1-2	Feb. 6	Utah	W 107-90	16-28
Nov. 10	@ Sacramento	L 101-112	1-3	Feb. 8	Phoenix	W 107-104	17-28
Nov. 12	Denver	L 84-113	1-4	Feb. 9	@ Utah	W 103-96	18-28
Nov. 14	Cleveland	W 107-100	2-4	Feb. 10	Sacramento	L 84-103	18-29
Nov. 16	LA Clippers	W 116-114 (2OT)	3-4	Feb. 15	LA Clippers	L 89-100	18-30
Nov. 18	@ Golden State	L 76-103	3-5	Feb. 18	@ Phoenix	L 96-113	18-31
Nov. 19	Chicago	L 86-88	3-6	Feb. 20	Philadelphia	W 107-95	19-31
Nov. 21	@ New Jersey	L 102-105	3-7	Feb. 24	@ Sacramento	L 90-102	19-32
Nov. 23	@ Atlanta	L 94-103	3-8	Feb. 25	San Antonio	L 110-126	19-33
Nov. 24	@ Charlotte	L 124-141	3-9	Feb. 27	Boston	W 100-97	20-33
Nov. 26	@ Indiana	W 102-100	4-9	Mar. 2	@ Chicago	W 97-89	21-33
Nov. 27	@ Minnesota	W 96-92	5-9	Mar. 4	@ Boston	L 99-109	21-34
Dec. 1	Dallas	W 124-91	6-9	Mar. 5	@ Washington	L 118-124	21-35
Dec. 4	@ LA Clippers	W 109-102	7-9	Mar. 7	@ Milwaukee	W 106-84	22-35
Dec. 5	Minnesota	L 99-101	7-10	Mar. 10	Dallas	W 106-101	23-35
Dec. 7	New York	L 78-92	7-11	Mar. 13	@ Minnesota	W 90-88	24-35
Dec. 10	@ Portland	L 99-117	7-12	Mar. 14	@ Utah	L 101-102	24-36
Dec. 12	Golden State	L 97-100	7-13	Mar. 16	Washington	W 129-94	25-36
Dec. 14	@ Detroit	W 99-93	8-13	Mar. 18	New Jersey	L 90-102	25-37
Dec. 16	@ New York	L 85-108	8-14	Mar. 20	Oriando	W 97-91	26-37
Dec. 17	@ Philadelphia	L 84-105	8-15	Mar. 21	Miami	W 84-81	27-37
Dec. 19	@ Cleveland	L 92-122	8-16	Mar. 23	@ Dallas	W 112-109	28-37
Dec. 21	@ Oriando	W 109-102	9-16	Mar. 24	@ Houston	L 107-113	28-38
Dec. 23	@ Miami	L 92-109	9-17	Mar. 27	Milwaukee	W 110-101	29-38
Dec. 26	Houston	L 93-118	9-18	Mar. 29	Minnesota	W 91-89	30-38
Dec. 29	Seattle	L 92-99	9-19	Mar. 31	@ Seattle	L 92-95	30-39
Jan. 2	@ San Antonio	L 92-94	9-20	Apr. 1	Houston	W 101-88	31-39
Jan. 4	@ Denver	W 119-118	10-20	Apr. 3	Atlanta	W 102-89	32-39
Jan. 5	@ Sacramento	L 98-106	10-21	Apr. 6	Sacramento	W 128-123 (OT)	33-39
Jan. 7	LA Clippers	W 111-108	11-21	Apr. 8	Denver	L 99-112	33-40
Jan. 9	San Antonio	L 89-95	11-22	Apr. 9	@ Portland	L 104-112	33-41
Jan. 11	Golden State	L 117-122	11-23	Apr. 12	Golden State	L 117-126	33-42
Jan. 14	Charlotte	L 122-130	11-24	Apr. 13	@ Phoenix	L 86-117	33-43
Jan. 18	@ Seattle	L 88-103	11-25	Apr. 15	Portland	L 100-105	33-44
Jan. 20	Phoenix	W 107-102	12-25	Apr. 16	@ LA Clippers	L 103-108	33-45
Jan. 21	@ Portland	L 93-111	12-26	Apr. 19	@ Denver	L 98-105	33-46
Jan. 26	Indiana	W 103-99	13-26	Apr. 20	Seattle	L 90-112	33-47
Jan. 28	Detroit	W 105-97	14-26	Apr. 23	@ Golden State	L 91-126	33-48
Feb. 1	@ San Antonio	L 97-112	14-27	Apr. 24	Utah	L 97-103	33-49

* Did not finish season on Laker roster. † Totals with Lakers only.



1994-95 LOS ANGELES LAKERS



48-34 - 3RD IN PACIFIC DIVISION

Head Coach: Del Harris
Standing: Cedric Ceballos, Elden Campbell, Sam Bowie, Vlade Divac, Antonio Harvey, Anthony Miller, Kurt Rambis
Seated: Eddie Jones, Tony Smith, Anthony Peeler,
 Nick Van Exel, Sedale Threatt, Lloyd Daniels
Not pictured: Lester Conner, Randolph Keys, George Lynch

1994-95 REGULAR SEASON STATISTICS / GAME-BY-GAME RESULTS

	G	Min.	FGM	FGA	Pct.	FTM	FTA	Pct.	REBOUNDS					SCORING						
									Off.	Def.	Tot.	Ast.	Pf	Dq.	Stl.	To	Bk.	Pts.	Avg.	Hi
Ceballos	58	2029	497	977	.509	205	292	.716	169	295	464	105	131	0	60	143	19	1261	21.7	50
Van Exel	80	2944	465	1107	.420	235	300	.783	27	196	223	660	157	0	97	220	6	1348	16.9	40
Divac	80	2807	485	957	.507	297	382	.777	261	568	829	329	305	8	109	205	174	1277	16.0	30
Jones	64	1981	342	744	.460	122	169	.722	79	170	249	128	175	1	131	75	41	897	14.0	31
Campbell	73	2076	360	785	.459	193	290	.666	168	277	445	92	246	4	69	98	132	913	12.5	32
Peeler	73	1559	285	659	.432	102	128	.797	62	106	168	122	143	1	52	82	13	756	10.4	27
Threatt	59	1384	217	437	.497	88	111	.793	21	103	124	248	139	1	54	70	12	558	9.5	38
Daniels†	25	541	71	182	.390	20	25	.800	27	29	56	36	40	0	20	23	10	185	7.4	22
Lynch	56	953	138	295	.468	62	86	.721	75	109	184	62	86	0	51	73	10	341	6.1	21
Smith	61	1024	132	309	.427	44	63	.698	43	64	107	102	111	0	46	50	7	340	5.6	19
Bowie	67	1225	118	267	.442	68	89	.764	72	216	288	118	182	4	21	91	80	306	4.6	19
Miller	46	527	70	132	.530	47	76	.618	67	85	152	35	77	2	20	38	7	189	4.1	18
Keys	6	83	9	26	.346	2	2	1.000	6	11	17	2	16	0	1	2	2	20	3.3	10
Harvey	59	572	77	176	.438	24	45	.533	39	63	102	23	87	0	15	25	41	179	3.0	18
Rambis	26	195	18	35	.514	8	12	.667	10	24	34	16	35	0	3	8	9	44	1.7	9
Conner	2	5	0	0	---	2	2	1.000	0	0	0	0	3	0	1	0	0	2	1.0	2

DATE	OPPONENT	BOX SCORE	W / L	DATE	OPPONENT	BOX SCORE	W / L
Nov. 4	@ Detroit	W 115-98	1-0	Feb. 3	Denver	L 74-88	26-16
Nov. 5	@ Milwaukee	L 96-97	1-1	Feb. 4	@ L.A. Clippers	W 121-118	27-16
Nov. 8	@ New York	L 113-117	1-2	Feb. 7	@ Denver	W 85-83	28-16
Nov. 9	@ Minnesota	W 122-99	2-2	Feb. 8	San Antonio	W 115-99	29-16
Nov. 11	Denver	L 117-124 (OT)	2-3	Feb. 15	Seattle	W 102-96	30-16
Nov. 12	@ Golden State	L 99-121	2-4	Feb. 16	@ Sacramento	L 82-98	30-17
Nov. 15	@ L.A. Clippers	W 102-92	3-4	Feb. 19	Portland	W 93-83	31-17
Nov. 16	New York	L 89-110	3-5	Feb. 20	@ Seattle	W 108-105	32-17
Nov. 18	Cleveland	W 82-80	4-5	Feb. 22	Philadelphia	W 112-100	33-17
Nov. 23	Dallas	W 118-106	5-5	Feb. 24	Charlotte	W 95-93 (OT)	34-17
Nov. 25	@ Atlanta	W 92-87	6-5	Feb. 25	@ L.A. Clippers	L 81-83	34-18
Nov. 26	@ Washington	W 112-96	7-5	Feb. 27	Utah	L 95-101	34-19
Nov. 29	@ New Jersey	W 129-120 (2OT)	8-5	Mar. 1	Phoenix	L 93-101	34-20
Nov. 30	@ Cleveland	L 79-117	8-6	Mar. 3	Sacramento	W 109-104 (2OT)	35-20
Dec. 2	Houston	W 107-89	9-6	Mar. 5	Minnesota	W 105-102	36-20
Dec. 6	Golden State	W 113-101	10-6	Mar. 7	@ Miami	L 104-110	36-21
Dec. 9	L.A. Clippers	L 84-109	10-7	Mar. 8	L 110-114	36-22	
Dec. 10	@ Utah	W 120-113	11-7	Mar. 10	@ Minnesota	L 103-109	36-23
Dec. 13	@ Dallas	W 115-108	12-7	Mar. 11	@ Chicago	W 108-105	37-23
Dec. 15	@ Houston	W 97-94	13-7	Mar. 13	Indiana	W 93-91	38-23
Dec. 17	@ San Antonio	L 102-116	13-8	Mar. 15	@ Golden State	L 108-119	38-24
Dec. 20	Minnesota	W 108-95	14-8	Mar. 17	Boston	L 92-118	38-25
Dec. 23	Sacramento	W 100-89	15-8	Mar. 19	Sacramento	W 121-116	39-25
Dec. 27	@ Golden State	L 105-129	15-9	Mar. 22	Portland	W 121-114	40-25
Dec. 29	Seattle	W 96-95	16-9	Mar. 24	Washington	W 113-103	41-25
Dec. 30	@ Phoenix	W 127-112	17-9	Mar. 26	Houston	W 107-96	42-25
Jan. 3	Detroit	W 105-96	18-9	Mar. 28	@ Houston	W 106-96	43-25
Jan. 6	Milwaukee	W 106-98	19-9	Mar. 29	@ San Antonio	L 84-107	43-26
Jan. 8	Miami	W 122-105	20-9	Mar. 31	Atlanta	W 121-107	44-26
Jan. 9	@ Portland	L 83-129	20-10	Apr. 2	Orlando	W 119-112	45-26
Jan. 11	Phoenix	L 108-118	20-11	Apr. 4	@ Denver	W 104-101	46-26
Jan. 13	Golden State	W 115-104	21-11	Apr. 5	@ Dallas	L 111-130	46-27
Jan. 16	L.A. Clippers	W 96-88	22-11	Apr. 7	Utah	W 113-90	47-27
Jan. 18	@ Indiana	L 105-106	22-12	Apr. 9	San Antonio	L 87-101	47-28
Jan. 20	@ Boston	W 120-118	23-12	Apr. 11	@ Utah	L 93-100	47-29
Jan. 21	@ Philadelphia	L 113-117 (OT)	23-13	Apr. 12	@ Sacramento	L 99-109	47-30
Jan. 23	@ Charlotte	W 108-102	24-13	Apr. 15	@ Phoenix	W 114-119	47-31
Jan. 25	New Jersey	W 120-116 (OT)	25-13	Apr. 16	Dallas	W 125-111	48-31
Jan. 28	@ Seattle	W 128-121 (OT)	26-13	Apr. 18	Seattle	L 97-113	48-32
Jan. 31	Chicago	L 115-119	26-14	Apr. 20	@ Portland	L 97-111	48-33
Feb. 1	@ Phoenix	L 109-118	26-15	Apr. 22	Portland	L 104-109	48-34



1995-96 LOS ANGELES LAKERS



53-29 - 2ND IN PACIFIC DIVISION

Head Coach: Del Harris
Standing: Fred Roberts, Earvin Johnson, Elden Campbell, Vlade Divac, Corie Blount, Anthony Miller, Derek Strong
Seated: George Lynch, Eddie Jones, Anthony Peeler, Nick Van Exel, Frankie King, Sedale Threatt, Cedric Ceballos



1995-96 REGULAR SEASON STATISTICS / GAME-BY-GAME RESULTS

	G	Min.	FGM	FGA	Pct.	FTM	FTA	Pct.	REBOUNDS					SCORING						
									Off.	Def.	Tot.	Ast.	PF	Dq.	Stl.	TO	Bk.	Pts.	Avg.	Hi
Ceballos	78	2628	638	1203	.530	329	409	.804	215	321	536	119	144	0	94	167	22	1656	21.2	38
Van Exel	74	2513	396	950	.417	183	204	.799	29	152	181	509	115	0	70	156	10	1039	14.9	30
Johnson	82	958	137	294	.466	172	201	.856	40	143	183	220	48	0	26	103	13	468	14.6	30
Campbell	82	2699	447	888	.503	249	349	.713	162	461	623	181	300	4	88	137	212	1143	13.9	29
Divac	79	2470	414	807	.513	189	295	.641	198	481	679	261	274	5	76	99	131	1020	12.9	29
Jones	70	2184	337	685	.492	136	184	.739	45	188	233	246	162	0	129	99	45	893	12.8	27
Peeler	73	1608	272	602	.452	61	86	.709	45	92	137	118	139	0	59	56	10	710	9.7	25
Threatt	82	1687	241	526	.458	54	71	.761	20	75	95	269	178	0	68	74	11	596	7.3	27
Lynch	76	1012	117	272	.430	53	80	.663	82	127	209	51	106	0	47	40	10	291	3.8	14
Roberts	33	317	48	97	.495	22	28	.786	18	29	47	26	24	0	16	24	4	122	3.7	19
Strong	63	746	72	169	.426	69	85	.812	60	118	178	32	80	1	18	20	12	214	3.4	16
Blount	57	715	79	167	.473	25	44	.568	69	101	170	42	109	2	25	47	35	183	3.2	11
Miller	27	123	15	35	.429	6	10	.600	11	14	25	4	19	0	4	8	1	36	1.3	6
King	6	20	3	11	.273	1	3	.333	1	1	2	2	4	0	2	2	0	7	1.2	3

DATE	OPPONENT	BOX SCORE	W / L	DATE	OPPONENT	BOX SCORE	W / L
Nov. 3	Denver	W 98-96	1-0	Jan. 27	@ New Jersey	W 100-98	24-18
Nov. 4	@ Seattle	L 89-103	1-1	Jan. 30	Golden State	W 128-118	25-18
Nov. 7	@ Minnesota	L 92-93	1-2	Feb. 2	Chicago	L 84-99	25-19
Nov. 8	@ Utah	L 98-108	1-3	Feb. 4	Utah	W 110-103	26-19
Nov. 10	Seattle	W 100-97	2-3	Feb. 6	@ Denver	W 99-78	27-19
Nov. 11	@ Golden State	L 105-123	2-4	Feb. 7	New Jersey	W 106-96	28-19
Nov. 14	@ Sacramento	W 106-100	3-4	Feb. 14	Atlanta	W 87-86	29-19
Nov. 15	Dallas	W 114-97	4-4	Feb. 16	Dallas	W 119-114	30-19
Nov. 17	@ Vancouver	W 114-91	5-4	Feb. 20	L.A. Clippers	W 121-104	31-19
Nov. 19	L.A. Clippers	W 109-88	6-4	Feb. 21	@ L.A. Clippers	W 112-108	32-19
Nov. 21	Portland	L 108-109	6-5	Feb. 23	@ Dallas	W 114-88	33-19
Nov. 24	Sacramento	L 98-99	6-6	Feb. 24	@ Houston	L 94-96	33-20
Nov. 25	@ Phoenix	L 113-114	6-7	Feb. 26	New York	W 114-96	34-20
Nov. 29	Phoenix	W 107-96	7-7	Feb. 28	@ Vancouver	W 99-80	35-20
Dec. 1	Vancouver	W 113-100	8-7	Mar. 1	Washington	W 100-95	36-20
Dec. 3	Indiana	W 104-96	9-7	Mar. 3	Houston	L 107-111	36-21
Dec. 5	@ San Antonio	L 87-117	9-8	Mar. 7	@ Sacramento	W 102-89	37-21
Dec. 6	@ Houston	L 99-112	9-9	Mar. 8	@ Phoenix	W 119-97	38-21
Dec. 8	Toronto	W 120-103	10-9	Mar. 12	Portland	L 99-105	38-22
Dec. 10	Detroit	W 87-82	11-9	Mar. 14	@ Golden State	W 106-103	39-22
Dec. 12	@ New York	L 82-97	11-10	Mar. 15	Milwaukee	W 117-95	40-22
Dec. 13	@ Detroit	W 101-98	12-10	Mar. 17	Orlando	L 97-98	40-23
Dec. 15	@ Washington	W 114-122	12-11	Mar. 19	Seattle	L 94-101	41-23
Dec. 16	@ Chicago	L 88-108	12-12	Mar. 21	@ Seattle	L 93-104	41-24
Dec. 19	@ Milwaukee	W 109-105	13-12	Mar. 24	Charlotte	L 94-103	41-25
Dec. 20	@ Indiana	L 98-109	13-13	Mar. 26	@ Orlando	W 113-91	42-25
Dec. 22	Sacramento	W 116-83	14-13	Mar. 27	@ Miami	W 106-95	43-25
Dec. 23	@ Portland	W 102-99	15-13	Mar. 29	@ Atlanta	W 102-89	44-25
Dec. 26	Boston	W 102-91	16-13	Mar. 31	@ Toronto	W 111-106	45-25
Dec. 28	San Antonio	L 99-107	16-14	Apr. 2	@ Charlotte	L 97-102	45-26
Dec. 30	@ Utah	L 82-99	16-15	Apr. 3	@ Cleveland	L 89-105	45-27
Jan. 2	Philadelphia	L 89-90	16-16	Apr. 5	Vancouver	W 104-94	46-27
Jan. 5	Utah	W 116-100	17-16	Apr. 7	San Antonio	L 107-97	47-27
Jan. 7	Denver	L 93-96	17-17	Apr. 9	@ Denver	L 91-98	47-28
Jan. 9	Minnesota	W 106-104	18-17	Apr. 10	@ Minnesota	W 111-98	48-28
Jan. 12	Houston	W 101-100	19-17	Apr. 12	Golden State	W 94-81	49-28
Jan. 15	Miami	W 96-88	20-17	Apr. 14	Phoenix	W 118-114	50-28
Jan. 19	@ L.A. Clippers	W 106-100	21-17	Apr. 16	@ Dallas	W 113-95	51-28
Jan. 20	Cleveland	L 82-93	21-18	Apr. 18	@ San Antonio	L 100-103	51-29
Jan. 24	@ Boston	W 124-107	22-18	Apr. 20	Minnesota	W 106-82	52-29
Jan. 26	@ Philadelphia	W 100-88	23-18	Apr. 21	@ Portland	W 92-88	53-29





1996-97 LOS ANGELES LAKERS



56-26 - 2ND IN PACIFIC DIVISION

Head Coach: Del Harris
Standing: Jerome Kersey, Trevor Wilson, Corie Blount, Elden Campbell, Shaquille O'Neal, Travis Knight, Sean Rooks, Cedric Ceballos, Eddie Jones
Seated: Kobe Bryant, Rumeal Robinson, Nick Van Exel, Derek Fisher, Byron Scott
Not pictured: Robert Horry, Joe Kleine, Larry Krystowiak, George McCloud

1996-97 REGULAR SEASON STATISTICS / GAME-BY-GAME RESULTS

	G	Min.	FGM	FGA	Pct.	FTM	FTA	Pct.	REBOUNDS				SCORING							
									Off.	Def.	Tot.	Ast.	Pf	Dq.	Stl.	To	Bk.	Pts.	Avg.	Hl
O'Neal	51	1941	552	981	55.7	232	479	48.4	640	445	159	180	2	46	146	147	1336	26.2	42	
Jones	80	2998	473	1081	43.8	276	337	81.9	90	236	326	270	226	3	189	169	49	1374	17.2	34
Van Exel	79	2937	432	1075	40.2	165	200	82.5	44	182	226	672	110	0	75	212	10	1206	15.3	37
Campbell	77	2516	442	942	46.9	263	370	71.1	207	408	615	126	276	6	46	130	117	1148	14.9	40
Ceballos*	8	279	34	83	41.0	13	15	86.7	11	42	53	15	19	0	5	17	6	86	10.8	22
Horry†	22	676	75	165	45.5	28	40	70.0	28	90	118	56	72	1	38	26	29	203	9.2	15
Bryant	71	1103	176	422	41.7	136	166	81.9	47	85	132	91	102	0	49	112	23	539	7.6	24
Kersey	70	1766	194	449	43.2	71	118	60.2	112	251	363	89	219	0	119	74	49	476	6.8	16
Scott	79	1440	163	379	43.0	127	151	84.1	21	97	118	99	72	0	46	53	16	526	6.7	19
Knight	71	1156	140	275	50.9	62	100	62.0	130	189	319	39	170	2	31	49	58	342	4.8	19
Blount	58	1009	92	179	51.4	56	83	67.5	113	163	276	35	121	2	22	50	26	241	4.2	17
McCloud†	23	286	34	96	35.4	6	9	66.7	7	29	36	17	20	0	9	9	0	95	4.1	16
Fisher	80	3211	104	262	39.7	79	120	65.8	25	72	97	119	87	0	41	71	5	309	3.9	21
Rooks	69	735	87	185	47.0	91	130	70.0	56	107	163	42	123	1	17	51	38	265	3.8	20
Robinson*	15	126	17	48	35.4	5	8	62.5	6	10	13	12	0	5	11	2	45	3.0	10	
Krystowiak	3	11	1	2	50.0	1	2	50.0	2	3	5	3	3	0	2	1	0	3	1.0	3
Kleine*	8	30	2	8	25.0	2	2	100.0	2	7	9	0	6	0	0	0	0	6	0.8	2

DATE	OPPONENT	BOX SCORE	W / L	DATE	OPPONENT	BOX SCORE	W / L
Nov. 1	Phoenix	W 96-82	1-0	Jan. 24	Golden State	W 114-97	30-12
Nov. 3	Minnesota	W 91-85	2-0	Jan. 26	@ Seattle	W 104-103	31-12
Nov. 5	@ New York	W 98-92	3-0	Jan. 28	@ Dallas	W 102-83	32-12
Nov. 6	@ Charlotte	L 78-88	3-1	Jan. 29	@ San Antonio	W 99-92	33-12
Nov. 8	@ Toronto	L 92-93	3-2	Feb. 2	Washington	W 129-99	34-12
Nov. 10	Atlanta	W 92-88	4-2	Feb. 4	@ L.A. Clippers	L 86-108	34-13
Nov. 12	@ Houston	W 126-115 (OT)	5-2	Feb. 5	Chicago	W 106-90	35-13
Nov. 13	@ San Antonio	L 83-95	5-3	Feb. 12	@ Minnesota	W 109-84	36-13
Nov. 15	L.A. Clippers	W 107-100	6-3	Feb. 13	@ Denver	W 132-117	37-13
Nov. 17	@ Phoenix	W 102-88	7-3	Feb. 16	Seattle	L 91-102	37-14
Nov. 19	@ Golden State	W 112-109	8-3	Feb. 19	Cleveland	L 84-103	37-15
Nov. 20	Utah	L 97-113	8-4	Feb. 21	Vancouver	W 99-91	38-15
Nov. 22	San Antonio	W 96-86	9-4	Feb. 23	New York	L 121-127 (OT)	38-16
Nov. 24	Houston	L 85-90	9-5	Feb. 25	@ Houston	L 96-100	38-17
Nov. 26	@ Philadelphia	W 100-88	10-5	Feb. 27	@ Washington	W 122-107	39-17
Nov. 27	@ Boston	L 94-110	10-6	Feb. 28	@ Atlanta	L 75-86	39-18
Nov. 29	@ Detroit	W 84-76	11-6	Mar. 2	@ Indiana	L 85-101	39-19
Dec. 1	Denver	W 104-96	12-6	Mar. 4	@ Dallas	W 102-92	40-19
Dec. 3	Seattle	W 110-106	13-6	Mar. 7	Houston	L 90-111	40-20
Dec. 4	@ Utah	L 75-101	13-7	Mar. 9	New Jersey	W 115-105	41-20
Dec. 6	Orlando	W 92-81	14-7	Mar. 12	Golden State	W 109-101	42-20
Dec. 8	Minnesota	W 110-86	15-7	Mar. 14	L.A. Clippers	W 95-97	42-21
Dec. 10	@ Sacramento	W 92-90	16-7	Mar. 16	Toronto	W 98-90 (OT)	43-21
Dec. 11	Indiana	W 79-76	17-7	Mar. 17	@ Denver	W 113-94	44-21
Dec. 13	Portland	W 120-119 (OT)	18-7	Mar. 20	@ Cleveland	W 89-76	45-21
Dec. 17	@ Chicago	L 123-129 (OT)	18-8	Mar. 21	@ Miami	W 97-98	45-22
Dec. 18	@ Milwaukee	W 111-105	19-8	Mar. 23	@ Orlando	L 84-110	45-23
Dec. 21	@ Minnesota	L 88-103	19-9	Mar. 24	@ New Jersey	W 109-84	46-23
Dec. 25	@ Phoenix	W 108-87	20-9	Mar. 26	Milwaukee	W 106-84	47-23
Dec. 27	Boston	W 109-102	21-9	Mar. 27	@ Vancouver	W 102-98 (OT)	48-23
Dec. 29	Philadelphia	W 115-102	22-9	Apr. 1	@ Seattle	W 99-97	49-23
Jan. 2	@ Sacramento	W 90-83	23-9	Apr. 2	Denver	W 110-85	50-23
Jan. 3	Sacramento	W 100-93	24-9	Apr. 4	San Antonio	L 83-94	50-24
Jan. 5	@ Vancouver	W 95-82	25-9	Apr. 6	Dallas	W 87-80	51-24
Jan. 6	@ Portland	L 84-88	25-10	Apr. 8	@ Golden State	W 105-85	52-24
Jan. 8	Charlotte	W 101-97	26-10	Apr. 9	@ Utah	L 89-110	52-25
Jan. 10	Miami	W 94-85	27-10	Apr. 11	Phoenix	W 114-98	53-25
Jan. 14	Vancouver	W 91-81	28-10	Apr. 13	Utah	W 100-98	54-25
Jan. 16	Portland	L 98-102	28-11	Apr. 17	Sacramento	W 109-99	55-25
Jan. 18	Detroit	L 97-100 (2OT)	28-12	Apr. 18	@ L.A. Clippers	W 123-95	56-25
Jan. 20	Dallas	W 109-99	29-12	Apr. 20	@ Portland	L 96-100	56-26



1997-98 LOS ANGELES LAKERS



61-21 - 2ND IN PACIFIC DIVISION

Head Coach: Del Harris
Standing: Robert Horry, Corie Blount,
 Shaquille O'Neal, Sean Rooks,
 Elden Campbell, Mario Bennett
Seated: Nick Van Exel, Eddie Jones, Kobe Bryant,
 Rick Fox, Jon Barry, Shea Seals,
 Derek Fisher



1997-98 REGULAR SEASON STATISTICS / GAME-BY-GAME RESULTS

	G	Min.	FGM	FGA	Pct.	FTM	FTA	Pct.	REBOUNDS					SCORING						
									Off.	Def.	Tot.	Ast.	Pf.	Dq.	Stl.	TO	Bk.	Pts.	Avg.	Hi
O'Neal	60	2175	670	1147	.584	359	681	.527	208	473	681	142	193	1	39	175	144	1699	28.3	50
Jones	80	2910	486	1005	.484	234	306	.765	85	217	302	246	164	0	160	148	55	1349	16.9	35
Bryant	79	2056	391	913	.428	363	457	.794	79	163	242	199	180	1	74	157	40	1220	15.4	33
Van Exel	64	2053	311	743	.419	136	172	.791	31	163	194	442	120	0	64	104	6	881	13.8	35
Fox	82	2709	363	771	.471	171	230	.743	78	280	358	276	309	4	100	201	48	983	12.0	31
Campbell	81	1784	289	624	.463	237	342	.693	143	312	455	78	209	1	35	115	102	816	10.1	25
Horry	72	2192	200	420	.476	117	169	.692	186	356	542	163	238	5	112	99	94	536	7.4	23
Fisher	82	1760	164	378	.434	115	152	.757	38	155	193	333	126	1	75	119	5	474	5.8	21
Bennett	45	354	80	135	.593	16	44	.364	60	66	126	18	61	0	19	21	11	177	3.9	21
Blount	70	1029	107	187	.572	39	78	.500	114	184	298	37	157	2	29	51	25	253	3.6	12
Rooks	41	425	46	101	.455	47	79	.595	46	72	118	24	68	0	2	19	23	139	3.4	15
Barry	49	374	38	104	.365	27	29	.931	8	29	37	51	33	0	24	22	3	121	2.5	13
Seals	4	9	1	8	.125	2	4	.500	3	1	4	0	1	0	1	0	0	4	1.0	2

DATE	OPPONENT	BOX SCORE	W / L	DATE	OPPONENT	BOX SCORE	W / L
Oct. 31	@ Utah	W 104-87	1-0	Jan. 28	New Jersey	L 95-106	31-11
Nov. 4	@ Sacramento	W 101-98	2-0	Jan. 30	Minnesota	W 121-114	32-11
Nov. 7	New York	W 99-94	3-0	Feb. 1	Chicago	W 112-87	33-11
Nov. 9	Golden State	W 132-97	4-0	Feb. 4	Portland	W 122-115	34-11
Nov. 11	@ Dallas	W 118-96	5-0	Feb. 10	@ Portland	L 105-117	34-12
Nov. 13	@ San Antonio	W 109-100	6-0	Feb. 11	Golden State	W 105-99	35-12
Nov. 14	@ Houston	W 113-103	7-0	Feb. 13	Seattle	L 108-113 (OT)	35-13
Nov. 16	Vancouver	W 121-95	8-0	Feb. 15	Houston	L 88-90	35-14
Nov. 18	@ Utah	W 97-92	9-0	Feb. 18	@ Phoenix	L 103-110	35-15
Nov. 19	Minnesota	W 118-93	10-0	Feb. 19	Denver	W 131-92	36-15
Nov. 23	L.A. Clippers	W 119-102	11-0	Feb. 22	@ Orlando	L 94-96	36-16
Nov. 25	@ Miami	L 86-103	11-1	Feb. 24	@ Milwaukee	W 98-81	37-16
Nov. 26	@ Boston	W 118-103	12-1	Feb. 25	@ Indiana	W 96-89	38-16
Nov. 28	@ Philadelphia	L 95-105	12-2	Feb. 27	@ Minnesota	W 104-91	39-16
Nov. 30	Toronto	W 105-99	13-2	Mar. 1	@ New York	L 89-101	39-17
Dec. 3	@ Denver	W 107-89	14-2	Mar. 2	@ Washington	L 86-96	39-18
Dec. 5	San Antonio	W 98-88	15-2	Mar. 4	Washington	W 104-95	40-18
Dec. 7	Cleveland	L 84-94	15-3	Mar. 6	San Antonio	W 91-84	41-18
Dec. 8	@ Portland	L 99-105	15-4	Mar. 8	Detroit	W 96-89	42-18
Dec. 10	@ Golden State	L 92-93	15-5	Mar. 11	Portland	W 121-107	43-18
Dec. 12	Houston	W 119-102	16-5	Mar. 12	@ L.A. Clippers	W 108-85	44-18
Dec. 14	Dallas	W 118-85	17-5	Mar. 15	Vancouver	W 119-110	45-18
Dec. 16	@ Minnesota	W 108-96	18-5	Mar. 16	@ Seattle	L 89-101	45-19
Dec. 17	@ Chicago	L 83-104	18-6	Mar. 18	Phoenix	W 99-93	46-19
Dec. 19	@ Atlanta	W 98-96	19-6	Mar. 20	Seattle	W 93-80	47-19
Dec. 20	@ Charlotte	W 109-100	20-6	Mar. 22	@ Sacramento	W 96-93	48-19
Dec. 22	@ Houston	W 94-83	21-6	Mar. 23	@ Denver	W 107-86	49-19
Dec. 26	L.A. Clippers	W 118-114 (OT)	22-6	Mar. 25	Sacramento	W 114-91	50-19
Dec. 28	Boston	L 102-108	22-7	Mar. 28	@ Utah	L 91-106	50-20
Dec. 30	Sacramento	W 93-80	23-7	Mar. 29	Washington	W 116-89	51-20
Jan. 2	Atlanta	W 116-106	24-7	Mar. 31	@ Toronto	W 114-105	52-20
Jan. 4	Philadelphia	W 107-113	24-8	Apr. 2	@ New Jersey	W 117-106	53-20
Jan. 6	@ Vancouver	W 100-87	25-8	Apr. 3	@ Cleveland	W 105-93	54-20
Jan. 7	Milwaukee	W 114-102	26-8	Apr. 5	@ Detroit	W 105-103 (OT)	55-20
Jan. 9	@ L.A. Clippers	W 125-115	27-8	Apr. 8	Vancouver	W 113-102	56-20
Jan. 11	Charlotte	W 93-98	27-9	Apr. 10	Phoenix	L 105-114	56-21
Jan. 14	Denver	L 132-114	28-9	Apr. 11	@ Golden State	L 96-84	57-21
Jan. 17	Miami	W 108-99	29-9	Apr. 13	@ San Antonio	W 99-75	58-21
Jan. 19	Orlando	W 92-89	30-9	Apr. 14	@ Dallas	W 111-95	59-21
Jan. 21	@ Phoenix	W 119-109	31-9	Apr. 17	Dallas	W 124-95	60-21
Jan. 24	@ Seattle	L 95-101	31-10	Apr. 19	Utah	W 102-98	61-21





1998-99 LOS ANGELES LAKERS

31-19 - 2ND IN PACIFIC DIVISION



Head Coach: Del Harris, Bill Bertka, Kurt Rambis
Standing: J.R. Reid, Sean Rooks, Shaquille O'Neal, Travis Knight, Robert Horry, Glen Rice
Seated: Tyrone Lue, Derek Harper, Ruben Patterson, Rick Fox, Kobe Bryant, Sam Jacobson, Derek Fisher
Not pictured: Corie Blount, Elden Campbell, Eddie Jones, Dennis Rodman

1998-99 REGULAR SEASON STATISTICS / GAME-BY-GAME RESULTS

	G	Min.	FGM	FGA	Pct.	FTM	FTA	Pct.	REBOUNDS			Ast.	PF	Dq.	Stl.	TO	Blk.	SCORING		
									Off.	Def.	Tot.							Pts.	Avg.	HI
O'Neal	49	17:05	510	895	.576	269	498	.540	187	338	525	114	155	4	36	122	82	1289	26.3	38
Bryant	50	18:96	362	779	.465	245	292	.839	53	211	264	190	153	3	72	157	50	996	19.9	38
Rice	27	9:85	171	396	.432	77	90	.856	9	90	99	71	67	1	17	45	6	472	17.5	40
Jones*	20	7:24	96	227	.423	59	80	.738	20	56	76	61	42	0	35	21	24	271	13.6	21
Fox	44	9:44	148	330	.448	66	89	.742	26	63	89	89	114	1	28	56	10	394	9.0	24
Campbell*	17	3:25	44	101	.436	38	62	.613	38	58	96	8	51	2	1	52	4	126	7.4	24
Harper	45	11:20	120	291	.412	26	32	.813	13	54	67	187	66	0	44	52	4	309	6.9	20
Fisher	50	11:31	99	263	.376	60	79	.759	21	70	91	197	95	0	61	77	1	296	5.9	20
Reid†	25	4:73	44	108	.407	38	53	.717	24	75	99	23	72	1	15	23	0	126	5.0	15
Lue	15	1:88	28	65	.431	12	21	.571	2	4	6	25	28	0	5	11	0	75	5.0	15
Horry	38	7:44	67	146	.459	34	46	.739	56	96	152	56	103	2	36	49	39	188	4.9	22
Knight	37	5:25	67	130	.515	22	29	.759	34	94	128	31	108	2	21	35	27	156	4.2	15
Jacobson	2	1:2	3	5	.600	2	2	1.000	0	3	3	0	2	0	1	0	8	4.0	6	
Rooks	36	3:15	32	79	.405	34	48	.703	33	39	72	9	61	0	2	21	9	98	2.7	11
Patterson	24	1:44	21	51	.412	22	31	.710	17	13	30	2	16	0	5	12	3	65	2.7	11
Blount*	14	1:62	13	33	.394	6	12	.500	24	22	46	2	27	0	1	6	4	32	2.3	7
Rodman	23	6:57	16	46	.348	17	39	.436	62	196	258	30	71	0	10	31	12	49	2.1	7

DATE	OPPONENT	BOX SCORE	W / L	DATE	OPPONENT	BOX SCORE	W / L
Feb. 5	Houston	W 99-91	1-0	Apr. 19	Vancouver	W 117-102	26-16
Feb. 7	Utah	L 91-100	1-1	Apr. 20	@ Golden State	W 106-102 (OT)	27-16
Feb. 8	@ San Antonio	W 80-75	2-1	Apr. 21	@ Portland	L 82-88	27-17
Feb. 10	@ Denver	W 103-98	3-1	Apr. 24	@ San Antonio	L 81-108	27-18
Feb. 11	@ Minnesota	L 75-86	3-2	Apr. 26	@ Houston	L 80-102	27-19
Feb. 14	Indiana	L 99-101	3-3	Apr. 29	Portland	W 108-89	28-19
Feb. 16	Charlotte	W 116-88	4-3	May 2	@ Seattle	W 91-84	29-19
Feb. 17	Dallas	W 101-88	5-3	May 3	Dallas	W 115-102	30-19
Feb. 19	San Antonio	W 106-94	6-3	May 5	Portland	W 119-91	31-19
Feb. 21	@ Seattle	L 89-92	6-4				
Feb. 22	@ Denver	L 113-117 (OT)	6-5				
Feb. 23	@ Vancouver	L 83-93	6-6				
Feb. 25	@ L.A. Clippers	W 115-100	7-6				
Feb. 26	L.A. Clippers	W 99-83	8-6				
Feb. 28	Houston	W 106-90	9-6				
Mar. 1	@ Phoenix	W 97-91	10-6				
Mar. 3	Phoenix	W 101-95	11-6				
Mar. 5	Seattle	W 103-100	12-6				
Mar. 7	@ Utah	W 97-89	13-6				
Mar. 9	@ L.A. Clippers	W 103-99	14-6				
Mar. 10	L.A. Clippers	W 94-75	15-6				
Mar. 12	Golden State	W 89-78	16-6				
Mar. 14	@ Sacramento	L 101-105	16-7				
Mar. 16	@ Minnesota	W 107-101	17-7				
Mar. 18	@ Cleveland	L 93-100	17-8				
Mar. 19	@ Philadelphia	L 90-105	17-9				
Mar. 21	@ Orlando	W 115-104	18-9				
Mar. 22	@ Dallas	W 96-93	19-9				
Mar. 24	Phoenix	L 101-106	19-10				
Mar. 26	Sacramento	L 109-111	19-11				
Mar. 28	New York	W 99-91	20-11				
Mar. 29	Vancouver	W 116-98	21-11				
Apr. 2	@ Phoenix	W 91-90	22-11				
Apr. 3	Golden State	L 76-81	22-12				
Apr. 5	Denver	W 117-104	23-12				
Apr. 6	Utah	L 93-106	23-13				
Apr. 7	@ Sacramento	W 104-89	24-13				
Apr. 9	Minnesota	W 96-89	25-13				
Apr. 11	Seattle	L 109-113	25-14				
Apr. 13	@ Portland	L 86-113	25-15				
Apr. 17	@ Utah	L 93-109	25-16				



1999-00 LOS ANGELES LAKERS



67-15 - 1ST IN PACIFIC DIVISION

Head Coach: Phil Jackson
Standing: Tyronn Lue, Deveane George, Ron Harper, Rick Fox, Kobe Bryant, Brian Shaw, John Celestand, Derek Fisher
Seated: Glen Rice, Robert Horry, Shaquille O'Neal, Travis Knight, John Salley, A.C. Green
Not pictured: Sam Jacobson

NBA Champions



1999-00 REGULAR SEASON STATISTICS / GAME-BY-GAME RESULTS

	G	Min.	FGM	FGA	Pct.	FTM	FTA	Pct.	REBOUNDS					SCORING						
									Off.	Def.	Tot.	Ast.	PF	Dq.	Stl.	TO	Bk.	Pts.	Avg.	Hi
O'Neal	79	3163	956	1665	.574	432	824	.524	336	742	1078	299	255	2	36	223	239	2344	29.5	61
Bryant	66	2524	554	1183	.468	331	403	.821	108	308	416	323	220	4	106	182	62	1485	22.5	40
Rice	80	2530	421	980	.430	346	396	.874	56	271	327	176	179	0	47	114	12	1272	15.9	29
Harper	80	2042	212	531	.399	100	147	.680	96	241	337	270	164	0	85	132	39	557	7.0	18
Fox	82	1473	206	498	.414	63	78	.808	63	135	198	138	203	1	52	87	26	534	6.5	20
Fisher	78	1803	167	483	.346	105	145	.724	22	121	143	216	150	1	80	75	3	491	6.3	20
Lue	8	146	19	39	.487	6	8	.750	2	10	12	17	17	0	3	9	0	48	6.0	13
Horry	76	1685	159	363	.438	89	113	.788	133	228	361	118	189	0	84	73	80	436	5.7	20
Green	82	1929	173	387	.447	66	95	.695	160	326	486	80	127	0	53	53	18	413	5.0	14
Shaw	74	1249	123	322	.382	41	54	.759	45	171	216	201	105	0	35	75	14	305	4.1	14
Jacobson*	3	18	5	9	.556	0	2	.000	0	1	1	2	1	0	1	2	0	10	3.3	6
George	49	345	56	144	.389	27	41	.659	29	46	75	12	54	0	10	21	4	155	3.2	14
Celestand	16	195	15	45	.333	5	6	.833	1	10	11	20	22	0	7	16	0	37	2.3	8
Knight	63	410	46	118	.390	17	28	.607	46	83	129	23	88	1	6	28	23	109	1.7	9
Salley	45	303	25	69	.362	21	28	.750	20	45	65	26	67	1	8	18	14	71	1.6	8

DATE	OPPONENT	BOX SCORE	W / L	DATE	OPPONENT	BOX SCORE	W / L
Nov. 2	@ Utah	W 91-84	1-0	Jan. 24	@ Utah	L 101-105 (2OT)	33-9
Nov. 3	Vancouver	W 103-88	2-0	Jan. 28	Milwaukee	W 117-89	34-9
Nov. 6	@ Portland	L 82-97	2-1	Jan. 30	@ Houston	L 83-89	34-10
Nov. 7	Dallas	W 105-97	3-1	Feb. 1	@ San Antonio	L 81-105	34-11
Nov. 9	@ Dallas	W 123-101	4-1	Feb. 4	Utah	W 113-67	35-11
Nov. 10	@ Houston	W 89-88	5-1	Feb. 7	Denver	W 106-98	36-11
Nov. 12	Houston	L 81-97	5-2	Feb. 9	Minnesota	W 114-81	37-11
Nov. 14	Atlanta	W 93-88	6-2	Feb. 15	@ Chicago	W 88-76	38-11
Nov. 15	@ Phoenix	W 91-82	7-2	Feb. 16	@ Charlotte	W 92-85	39-11
Nov. 18	@ Denver	L 82-93	7-3	Feb. 18	@ Orlando	W 107-99 (OT)	40-11
Nov. 19	Chicago	W 103-95	8-3	Feb. 20	@ Philadelphia	W 87-84	41-11
Nov. 21	Toronto	L 102-111	8-4	Feb. 22	@ New Jersey	W 97-89	42-11
Nov. 24	Utah	W 90-82	9-4	Feb. 23	@ Cleveland	W 116-98	43-11
Nov. 26	New Jersey	W 103-80	10-4	Feb. 25	Boston	W 109-96	44-11
Nov. 30	@ Seattle	W 101-77	11-4	Feb. 27	Houston	W 101-85	45-11
Dec. 1	Golden State	W 93-75	12-4	Feb. 29	@ Portland	W 90-87	46-11
Dec. 3	Portland	W 93-80	13-4	Mar. 1	Vancouver	W 103-91	47-11
Dec. 5	Orlando	W 117-100	14-4	Mar. 3	Indiana	W 107-92	48-11
Dec. 7	Washington	W 91-80	15-4	Mar. 5	Miami	W 93-80	49-11
Dec. 8	@ Sacramento	L 91-103	15-5	Mar. 6	@ L.A. Clippers	W 123-103	50-11
Dec. 11	@ Vancouver	W 106-94	16-5	Mar. 9	@ Golden State	W 109-92	51-11
Dec. 12	Detroit	W 101-93	17-5	Mar. 12	Sacramento	W 108-106	52-11
Dec. 14	@ L.A. Clippers	W 95-88	18-5	Mar. 13	@ Denver	W 118-108	53-11
Dec. 16	@ Atlanta	W 95-88	19-5	Mar. 16	@ Washington	L 102-109	53-12
Dec. 17	@ Minnesota	W 97-88	20-5	Mar. 17	@ Detroit	W 110-82	54-12
Dec. 19	@ Toronto	W 94-88	21-5	Mar. 19	@ New York	W 92-85	55-12
Dec. 20	@ Boston	W 99-90	22-5	Mar. 20	@ Miami	W 100-89	56-12
Dec. 25	San Antonio	W 99-93	23-5	Mar. 22	Golden State	W 119-96	57-12
Dec. 27	Dallas	W 108-106	24-5	Mar. 24	Phoenix	W 109-101	58-12
Dec. 29	Phoenix	W 103-87	25-5	Mar. 26	@ Sacramento	W 90-89	59-12
Jan. 4	@ L.A. Clippers	W 122-98	26-5	Mar. 29	@ Vancouver	W 108-99	60-12
Jan. 5	L.A. Clippers	W 118-101	27-5	Mar. 31	Philadelphia	W 100-88	61-12
Jan. 7	Charlotte	W 87-83	28-5	Apr. 2	New York	W 106-82	62-12
Jan. 8	@ Seattle	W 110-100	29-5	Apr. 4	@ Phoenix	W 84-83	63-12
Jan. 10	Denver	W 130-95	30-5	Apr. 5	@ Golden State	W 111-104	64-12
Jan. 12	@ Milwaukee	W 103-94	31-5	Apr. 8	San Antonio	L 80-98	64-13
Jan. 14	@ Indiana	L 102-111	31-6	Apr. 10	Seattle	L 106-103 (OT)	65-13
Jan. 15	@ Minnesota	W 104-91	32-6	Apr. 14	Sacramento	W 121-114	66-13
Jan. 17	Seattle	L 81-82	32-7	Apr. 16	Minnesota	W 101-95	67-13
Jan. 19	Cleveland	W 95-86	33-7	Apr. 18	@ Dallas	L 102-112	67-14
Jan. 22	Portland	L 91-95	33-8	Apr. 19	@ San Antonio	L 98-103 (OT)	67-15

* Did not finish season on Laker roster.



2000-01 LOS ANGELES LAKERS



56-26 - 1ST IN PACIFIC DIVISION

Head Coach: Phil Jackson
Standing: Tyrone Lue, Mike Penberthy, Ron Harper, Rick Fox, Kobe Bryant, Brian Shaw, J.R. Rider, Derek Fisher
Seated: Devean George, Stanislav Medvedenko, Greg Foster, Shaquille O'Neal, Horace Grant, Robert Horry, Mark Madsen

NBA Champions

2000-01 REGULAR SEASON STATISTICS / GAME-BY-GAME RESULTS

	G	Min.	FGM	FGA	Pct.	FTM	FTA	Pct.	REBOUNDS					SCORING						
									Off.	Def.	Tot.	Ast.	PF	Dq.	Stl.	TO	Bk.	Pts.	Avg.	Hi
O'Neal	74	2924	813	1422	.572	499	972	.513	291	649	940	277	256	6	47	218	204	2125	28.7	41
Bryant	68	2783	701	1510	.464	475	557	.853	104	235	399	338	222	3	114	220	43	1938	28.5	51
Fisher	20	709	77	187	.412	50	62	.806	5	54	59	87	50	0	39	29	2	229	11.5	26
Fox	82	2291	287	646	.444	95	122	.779	80	245	325	262	225	1	70	136	29	787	9.6	22
Grant	77	2390	263	569	.462	131	169	.775	220	325	545	121	181	2	51	48	61	657	8.5	19
Rider	67	1206	201	472	.426	71	83	.855	44	112	156	111	105	0	27	98	7	507	7.6	24
Harper	47	1139	127	271	.469	34	48	.708	46	120	166	113	70	0	39	62	25	307	6.5	21
Shaw	80	1833	164	411	.399	51	64	.797	48	256	304	258	159	1	49	97	27	421	5.3	22
Horry	79	1587	147	380	.387	59	83	.711	93	203	296	128	210	3	54	79	54	407	5.2	20
Penberthy	53	851	92	222	.414	28	31	.903	10	53	63	71	57	0	22	34	2	267	5.0	16
Medvedenko	7	39	12	25	.480	7	12	.583	1	8	9	2	9	0	1	3	1	32	4.6	10
Lue	38	468	50	117	.427	19	24	.792	5	27	32	4	5	1	19	27	0	130	3.4	10
George	59	593	64	207	.309	39	55	.709	35	75	110	19	87	1	15	34	15	182	3.1	10
Foster	62	451	56	133	.421	10	14	.714	29	83	112	32	76	0	9	25	12	125	2.0	13
Madsen	70	641	55	113	.487	26	37	.703	74	78	152	24	111	2	8	27	8	137	2.0	15

DATE	OPPONENT	BOX SCORE	W / L	DATE	OPPONENT	BOX SCORE	W / L
Oct. 30	@ Portland	W 96-86	1-0	Jan. 28	@ New York	L 81-91	27-15
Nov. 1	Utah	L 92-97	1-1	Jan. 30	@ Cleveland	W 102-96	28-15
Nov. 4	@ Vancouver	W 98-89	2-1	Jan. 31	@ Minnesota	L 83-96	28-16
Nov. 5	L.A. Clippers	W 108-103	3-1	Feb. 2	Charlotte	W 93-87	29-16
Nov. 7	@ Houston	L 74-84	3-2	Feb. 4	Sacramento	W 100-94	30-16
Nov. 8	@ San Antonio	L 81-91	3-3	Feb. 7	Phoenix	W 85-83	31-16
Nov. 12	Houston	W 105-99	4-3	Feb. 13	@ New Jersey	W 113-110 (OT)	32-16
Nov. 14	Denver	W 119-103	5-3	Feb. 14	@ Philadelphia	L 97-112	32-17
Nov. 16	@ Sacramento	W 112-110 (OT)	6-3	Feb. 16	@ Charlotte	W 99-94	33-17
Nov. 18	@ Denver	L 86-87	6-4	Feb. 18	@ Indiana	L 109-110	33-18
Nov. 19	Chicago	W 104-96	7-4	Feb. 20	@ Dallas	W 119-109	34-18
Nov. 22	Golden State	W 111-91	8-4	Feb. 21	@ San Antonio	W 101-99	35-18
Nov. 24	Minnesota	W 115-108	9-4	Feb. 23	Atlanta	W 113-106	36-18
Nov. 27	@ L.A. Clippers	W 98-83	10-4	Feb. 25	Orlando	W 106-100	37-18
Nov. 28	Indiana	W 124-107	11-4	Feb. 28	@ Denver	L 101-107	37-19
Nov. 30	@ Seattle	L 88-121	11-5	Mar. 3	@ Vancouver	W 98-88	38-19
Dec. 1	San Antonio	W 109-100	12-5	Mar. 4	Golden State	W 110-95	39-19
Dec. 3	Dallas	W 99-97	13-5	Mar. 6	@ Golden State	W 97-85	40-19
Dec. 5	Philadelphia	W 96-85	14-5	Mar. 7	Toronto	W 97-85	41-19
Dec. 6	@ Golden State	L 122-125 (OT)	14-6	Mar. 9	San Antonio	L 89-93 (OT)	41-20
Dec. 8	Seattle	L 95-103	14-7	Mar. 11	Seattle	L 97-109 (OT)	41-21
Dec. 10	Detroit	W 112-98	15-7	Mar. 13	Boston	W 112-107	42-21
Dec. 12	Milwaukee	L 105-109	15-8	Mar. 15	@ Detroit	W 125-119 (OT)	43-21
Dec. 13	@ Portland	L 86-96	15-9	Mar. 16	@ Washington	W 101-89	44-21
Dec. 15	Vancouver	W 98-76	16-9	Mar. 18	@ Orlando	W 95-90	45-21
Dec. 17	@ Toronto	W 104-101 (OT)	17-9	Mar. 19	@ Atlanta	L 106-108	45-22
Dec. 19	@ Miami	W 81-79	18-9	Mar. 21	@ Milwaukee	L 100-107	45-23
Dec. 21	@ Houston	W 99-94	19-9	Mar. 23	Washington	W 104-91	46-23
Dec. 22	@ Dallas	W 108-103	20-9	Mar. 25	@ Sacramento	W 84-72	47-23
Dec. 25	Portland	L 104-109	20-10	Mar. 26	@ Phoenix	L 83-104	47-24
Dec. 28	@ Phoenix	W 115-78	21-10	Mar. 28	Sacramento	L 84-108	47-25
Dec. 30	@ L.A. Clippers	W 116-114 (OT)	22-10	Mar. 30	Dallas	W 98-89	48-25
Jan. 3	Utah	W 82-71	23-10	Apr. 1	New York	L 78-79	48-26
Jan. 7	L.A. Clippers	L 95-118	23-11	Apr. 3	@ Utah	W 96-88	49-26
Jan. 12	Cleveland	W 101-98	24-11	Apr. 5	@ Chicago	W 100-88	50-26
Jan. 13	@ Utah	L 103-111	24-12	Apr. 6	@ Boston	W 100-96	51-26
Jan. 15	Vancouver	W 113-112 (OT)	25-12	Apr. 8	@ Minnesota	W 104-99	52-26
Jan. 19	Houston	W 114-101	26-12	Apr. 10	Phoenix	W 106-80	53-26
Jan. 21	Miami	L 92-103	26-13	Apr. 12	Minnesota	W 119-102	54-26
Jan. 23	@ Seattle	L 80-91	26-14	Apr. 15	Portland	W 105-100	55-26
Jan. 26	New Jersey	W 113-101	27-14	Apr. 17	Denver	W 108-91	56-26



2001-02 LOS ANGELES LAKERS



58-24 - 2ND IN PACIFIC DIVISION

Head Coach: Phil Jackson
Standing: Lindsey Hunter, Brian Shaw, Rick Fox,
 Kobe Bryant, Mitch Richmond,
 Derek Fisher
Seated: Devean George, Jelani McCoy,
 Stanislav Medvedenko, Shaquille O'Neal,
 Samaki Walker, Robert Horry,
 Mark Madsen
Not pictured: Joe Crispin, Mike Penberthy



NBA Champions

2001-2002 REGULAR SEASON STATISTICS / GAME-BY-GAME RESULTS

	G	Min.	FGM	FGA	Pct.	FTM	FTA	Pct.	REBOUNDS					SCORING						
									Off.	Def.	Tot.	Ast.	PF	Dq.	Stl.	TO	Bk.	Pts.	Avg.	Hi
O'Neal	67	2422	712	1229	.579	398	717	.555	235	480	715	200	199	2	41	171	137	1822	27.2	46
Bryant	80	3063	749	1597	.469	488	589	.829	112	329	441	438	228	1	118	223	35	2019	25.2	56
Fisher	70	1974	274	666	.411	94	111	.847	15	31	146	181	121	0	66	62	9	786	11.2	28
Fox	82	2289	255	605	.421	70	85	.824	90	299	389	283	244	2	67	132	21	645	7.9	18
George	82	1759	215	523	.411	85	126	.675	78	225	303	111	190	3	71	66	42	581	7.1	17
Horry	81	2140	183	460	.398	108	138	.783	130	349	479	232	208	1	77	88	89	550	6.8	23
Walker	69	1655	187	365	.512	86	129	.667	129	352	481	64	170	1	28	53	88	460	6.7	18
Hunter	82	1616	187	490	.382	20	40	.500	18	103	121	129	120	0	66	55	19	473	5.8	18
Medvedenko	71	729	145	304	.477	41	62	.661	85	73	158	43	119	0	29	42	11	331	4.7	18
Richmond	64	709	100	247	.405	42	44	.955	14	80	94	57	61	0	18	40	6	260	4.1	13
Shaw	58	631	61	173	.353	18	26	.692	19	93	112	89	43	0	25	32	3	169	2.9	16
Madsen	59	650	66	146	.452	35	54	.648	89	73	162	44	104	0	16	22	13	167	2.8	10
Crispin	6	27	3	12	.250	4	5	.800	0	1	2	2	0	0	1	1	0	10	1.7	5
Penberthy	3	12	1	2	.500	3	4	.750	0	2	2	0	0	0	2	0	0	5	1.7	2
McCoy	21	104	12	21	.571	2	8	.250	8	17	25	7	14	0	0	8	5	26	1.2	6

DATE	OPPONENT	BOX SCORE	W / L	DATE	OPPONENT	BOX SCORE	W / L
Oct. 30	Portland	W 98-87	1-0	Jan. 29	@ Atlanta	W 127-93	30-12
Nov. 1	@ Utah	W 105-101	2-0	Jan. 30	@ Orlando	W 111-93	31-12
Nov. 2	Phoenix	W 117-94	3-0	Feb. 1	@ Memphis	W 100-85	32-12
Nov. 4	Utah	W 100-96	4-0	Feb. 3	@ Dallas	W 101-94	33-12
Nov. 9	Memphis	W 110-86	5-0	Feb. 6	Chicago	L 89-97	33-13
Nov. 11	Orlando	W 108-95	6-0	Feb. 12	Washington	W 103-94	34-13
Nov. 15	@ Houston	W 98-97 (OT)	7-0	Feb. 14	@ Seattle	W 92-87	35-13
Nov. 16	@ Phoenix	L 83-95	7-1	Feb. 15	Atlanta	L 90-93	35-14
Nov. 18	Sacramento	W 93-85	8-1	Feb. 17	@ Portland	L 105-111	35-15
Nov. 20	@ LA Clippers	W 98-93	9-1	Feb. 19	Boston	L 108-109	35-16
Nov. 21	@ Denver	W 89-68	10-1	Feb. 21	@ Cleveland	W 104-97	36-16
Nov. 23	Golden State	W 106-90	11-1	Feb. 22	@ Charlotte	W 96-94	37-16
Nov. 25	Denver	W 105-98	12-1	Feb. 24	@ New York	W 107-91	38-16
Nov. 27	Milwaukee	W 104-85	13-1	Feb. 26	@ Milwaukee	W 99-89	39-16
Nov. 30	@ Seattle	W 107-92	14-1	Feb. 27	@ Minnesota	L 101-112	39-17
Dec. 1	Minnesota	W 102-76	15-1	Mar. 1	Indiana	W 96-84	40-17
Dec. 5	Dallas	W 98-94	16-1	Mar. 3	Houston	W 95-79	41-17
Dec. 7	@ Sacramento	L 91-97	16-2	Mar. 5	New Jersey	W 101-92	42-17
Dec. 11	Seattle	L 93-104	16-3	Mar. 6	@ Utah	L 84-92	42-18
Dec. 14	LA Clippers	W 110-80	17-3	Mar. 10	New York	W 117-103	43-18
Dec. 16	Golden State	W 101-85	18-3	Mar. 12	Charlotte	W 107-66	44-18
Dec. 20	@ Houston	W 107-101	19-3	Mar. 14	@ Golden State	W 110-102	45-18
Dec. 21	Memphis	L 108-114	19-4	Mar. 15	LA Clippers	W 98-99	46-18
Dec. 25	Philadelphia	L 88-82	20-4	Mar. 17	Dallas	W 105-103	47-18
Dec. 26	@ Golden State	L 90-101	20-5	Mar. 19	@ Dallas	L 98-114	47-19
Dec. 28	Toronto	L 86-89	20-6	Mar. 20	@ San Antonio	L 90-108	47-20
Dec. 30	Houston	W 114-90	21-6	Mar. 22	Detroit	W 94-82	48-20
Jan. 2	@ Denver	W 87-86	22-6	Mar. 24	@ Sacramento	W 97-96	49-20
Jan. 4	Phoenix	W 118-86	23-6	Mar. 26	Cleveland	W 121-116	50-20
Jan. 6	@ Toronto	W 109-89	24-6	Mar. 27	@ Phoenix	L 106-118	51-21
Jan. 8	@ Detroit	W 121-92	25-6	Mar. 29	Portland	W 91-79	51-21
Jan. 9	@ Indiana	W 109-90	26-6	Mar. 31	San Antonio	W 96-95	52-21
Jan. 11	@ Minnesota	L 102-120	26-7	Apr. 2	@ Washington	W 113-93	53-21
Jan. 12	@ Chicago	L 104-106 (OT)	26-8	Apr. 3	@ New Jersey	L 92-94	53-22
Jan. 14	Memphis	W 120-81	27-8	Apr. 5	@ Boston	L 81-99	53-23
Jan. 16	Miami	W 96-102	27-9	Apr. 7	@ Miami	W 96-88	54-23
Jan. 19	@ San Antonio	L 98-81	28-9	Apr. 9	Utah	W 112-82	55-23
Jan. 22	Denver	L 91-107	28-10	Apr. 11	Minnesota	W 96-83	56-23
Jan. 23	@ LA Clippers	L 90-95	28-11	Apr. 14	@ Portland	L 120-128 (2OT)	56-24
Jan. 25	San Antonio	W 94-91	29-11	Apr. 15	Seattle	W 111-104	57-24
Jan. 27	@ Philadelphia	L 87-93	29-12	Apr. 17	Sacramento	W 109-95	58-24

* Did not finish season on Laker roster.



2002-03 LOS ANGELES LAKERS



50-32 - 2ND IN PACIFIC DIVISION

Head Coach: Phil Jackson
Standing: Jannero Pargo, Brian Shaw, Rick Fox, Kobe Bryant, Kareem Rush, Derek Fisher
Seated: Devean George, Tracy Murray, Stanislav Medvedenko, Shquayya O'Neal, Samaki Walker, Robert Horry, Mark Madsen
Not pictured: Soumaila Samake

2002-03 REGULAR SEASON STATISTICS / GAME-BY-GAME RESULTS

	G	Min.	FGM	FGA	Pct.	FTM	FTA	Pct.	REBOUNDS				SCORING							
									Off.	Def.	Tot.	Ast.	PF	Dq.	Stl.	TO	Bk.	Pts.	Avg.	Hi
Bryant	82	34.01	868	1924	45.1	601	713	84.3	106	458	564	481	218	0	181	288	67	2461	30.0	55
O'Neal	67	25.35	695	1211	57.4	451	725	62.2	259	483	742	206	229	4	38	196	159	1841	27.5	48
Fisher	82	28.29	339	775	43.7	100	125	80.0	40	199	239	298	195	4	93	94	15	863	10.5	24
Fox	76	21.81	262	621	42.2	52	69	75.4	64	259	323	253	215	4	69	65	38	492	6.9	25
George	71	16.13	180	461	39.0	83	105	79.0	91	195	286	92	180	2	56	65	38	492	6.9	25
Horry	80	23.43	184	476	38.7	103	134	76.9	181	333	514	233	247	2	96	112	61	522	6.5	17
Walker	67	12.43	115	274	42.0	66	101	65.3	115	253	368	64	143	4	20	56	55	296	4.4	14
Medvedenko	58	62.00	112	258	43.4	31	43	72.1	66	75	141	18	118	0	11	37	8	255	4.4	15
Shaw	72	90.00	101	261	38.7	10	15	66.7	20	99	119	103	62	0	32	54	13	250	3.5	20
Madsen	54	78.11	69	163	42.3	36	61	59.0	86	73	159	38	116	0	15	27	19	174	3.2	12
Rush	76	87.72	96	244	39.3	16	23	69.6	26	68	94	68	71	0	10	63	11	227	3.0	11
Pargo	34	34.27	37	93	39.8	4	4	1,000	9	28	37	39	45	0	13	23	2	85	2.5	18
Murray	31	19.32	23	71	32.4	7	9	77.8	5	18	23	12	22	0	5	14	3	61	2.0	11
Samake	13	7.77	10	24	41.7	2	2	1,000	10	13	23	4	13	0	2	5	2	22	1.7	10

DATE	OPPONENT	BOX SCORE	W / L	DATE	OPPONENT	BOX SCORE	W / L
Oct. 29	San Antonio	L 82-87	0-1	Jan. 24	New Jersey	L 83-89	19-23
Oct. 30	@ Portland	L 90-102	0-2	Jan. 29	@ Phoenix	W 99-90	20-23
Nov. 1	@ LA Clippers	W 108-93	1-2	Jan. 31	@ Sacramento	W 124-113	21-23
Nov. 3	Portland	W 98-95 (OT)	2-2	Feb. 1	Utah	W 99-87	22-23
Nov. 5	@ Cleveland	L 70-89	2-3	Feb. 4	@ Indiana	W 97-94	23-23
Nov. 7	@ Boston	L 95-98 (OT)	2-4	Feb. 6	@ New York	W 114-109	24-23
Nov. 8	@ Washington	L 99-100	2-5	Feb. 11	Denver	W 121-93	25-23
Nov. 12	Atlanta	L 83-95	2-6	Feb. 12	@ Denver	W 113-102	26-23
Nov. 15	Golden State	W 96-89 (OT)	3-6	Feb. 14	San Antonio	L 95-103	26-24
Nov. 17	Houston	L 89-93	3-7	Feb. 16	New York	L 110-117	26-25
Nov. 19	@ Dallas	L 72-98	3-8	Feb. 18	Houston	W 106-99 (2OT)	27-25
Nov. 20	@ San Antonio	L 88-95	3-9	Feb. 19	@ Utah	W 93-87	28-25
Nov. 22	Chicago	W 86-73	4-9	Feb. 21	Portland	W 92-84	29-25
Nov. 24	Milwaukee	W 111-99	5-9	Feb. 23	Seattle	W 106-101	30-25
Nov. 26	@ Miami	L 85-97	5-10	Feb. 25	LA Clippers	W 109-98	31-25
Nov. 27	@ Orlando	L 102-112	5-11	Feb. 27	Detroit	W 95-85	32-25
Nov. 29	@ Memphis	W 112-106 (OT)	6-11	Feb. 28	@ Seattle	L 90-107	32-26
Dec. 1	Minnesota	L 107-110	6-12	Mar. 5	Indiana	W 97-95	33-26
Dec. 3	Memphis	W 101-91	7-12	Mar. 7	Minnesota	W 106-96	34-26
Dec. 4	@ Utah	L 85-93	7-13	Mar. 9	Philadelphia	W 106-92	35-26
Dec. 6	Dallas	W 105-103	8-13	Mar. 11	@ Chicago	L 99-116	35-27
Dec. 8	Utah	W 110-101	9-13	Mar. 12	@ Detroit	L 88-111	35-28
Dec. 10	@ Golden State	L 102-106	9-14	Mar. 14	@ Minnesota	W 106-99	36-28
Dec. 13	New Orleans	L 82-98	9-15	Mar. 15	@ Milwaukee	W 98-94	37-28
Dec. 15	Orlando	W 107-84	10-15	Mar. 17	@ LA Clippers	W 102-85	38-28
Dec. 17	@ Minnesota	L 80-96	10-16	Mar. 20	@ Sacramento	L 99-107	38-29
Dec. 19	@ New Jersey	L 71-89	10-17	Mar. 21	Boston	W 104-96	39-29
Dec. 20	@ Philadelphia	L 104-107 (OT)	10-18	Mar. 23	@ San Antonio	L 89-98	39-30
Dec. 22	@ Toronto	W 109-107 (OT)	11-18	Mar. 25	@ Atlanta	W 108-91	40-30
Dec. 25	Sacramento	L 99-105	11-19	Mar. 26	@ Houston	W 96-93	41-30
Dec. 28	@ Denver	W 112-93	12-19	Mar. 28	Washington	W 108-94	42-30
Dec. 29	Toronto	W 104-88	13-19	Mar. 30	@ Seattle	L 98-119	42-31
Jan. 4	@ Phoenix	L 93-107	13-20	Mar. 31	Memphis	W 110-94	43-31
Jan. 5	Phoenix	W 109-97	14-20	Apr. 3	@ Dallas	W 100-89	44-31
Jan. 7	Seattle	W 119-98	15-20	Apr. 4	@ Memphis	W 102-101	45-31
Jan. 10	Cleveland	W 115-99	16-20	Apr. 6	Phoenix	W 115-113	46-31
Jan. 12	Miami	W 106-81	17-20	Apr. 8	Dallas	W 98-99	47-31
Jan. 15	@ New Orleans	W 90-82	18-20	Apr. 10	Sacramento	W 117-104	48-31
Jan. 17	@ Houston	L 104-108 (OT)	18-21	Apr. 13	@ Portland	L 99-101	48-32
Jan. 20	LA Clippers	W 96-92	19-21	Apr. 15	Denver	W 126-104	49-32
Jan. 22	Golden State	L 110-114	19-22	Apr. 16	@ Golden State	W 117-111	50-32



2003-04 LOS ANGELES LAKERS



56-26 - 1ST IN PACIFIC DIVISION

Head Coach: Phil Jackson
Standing: Gary Payton, Byron Russell, Jamal Sampson, Stanislav Medvedenko, Kobe Bryant, Kareem Rush, Derek Fisher
Seated: Devean George, Horace Grant, Rick Fox, Shaquille O'Neal, Karl Malone, Luke Walton, Brian Cook
Not pictured: Maurice Carter, Jannero Pargo, Ime Udoka



Western Conference Champions

2003-2004 REGULAR SEASON STATISTICS / GAME-BY-GAME RESULTS

	G	Min.	FGM	FGA	Pct.	FTM	FTA	Pct.	REBOUNDS		Tot.	Ast.	PF	Dq.	Stl.	TO	Blk.	SCORING		
									Off.	Def.								Pts.	Avg.	Hi
Bryant	65	2447	516	1178	.438	454	533	.852	103	256	359	330	176	0	112	171	28	1557	24.0	45
O'Neal	67	2464	554	949	.584	331	676	.490	246	523	769	196	225	3	34	195	166	1439	21.5	37
Payton	82	2825	482	1024	.471	180	252	.714	72	270	342	449	169	0	96	151	19	1199	14.6	30
Malone	42	1373	193	400	.483	168	225	.747	61	306	367	113	116	1	50	103	20	554	13.2	20
Medvedenko	68	1442	237	537	.441	89	116	.767	148	195	343	57	191	1	38	59	18	563	8.3	26
George	82	1951	233	571	.408	73	96	.760	87	245	332	112	189	4	81	88	38	604	7.4	24
Fisher	82	1769	203	576	.352	122	153	.797	30	122	152	187	115	0	103	79	4	580	7.1	18
Rush	72	1244	190	432	.440	31	52	.596	20	77	97	59	109	0	33	48	20	459	6.4	30
Carter*	4	50	5	14	.357	11	12	.917	0	3	3	2	5	0	0	6	0	22	5.5	9
Fox	38	846	73	186	.392	22	30	.733	29	73	102	98	99	2	29	48	4	183	4.8	11
Cook	35	442	67	141	.475	21	28	.750	31	70	101	20	64	0	16	17	16	155	4.4	16
Grant	55	1106	92	224	.411	39	54	.722	79	154	233	71	70	1	24	29	21	223	4.1	14
Russell	72	945	98	244	.402	50	65	.769	32	114	146	71	110	0	32	37	12	289	4.0	17
Sampson	10	130	11	23	.478	7	12	.583	23	29	52	7	16	0	2	6	4	29	2.9	9
Walton	72	730	65	153	.425	31	44	.705	39	88	127	113	70	1	28	44	8	174	2.4	9
Udoka	4	28	3	9	.333	2	4	.500	1	4	5	2	3	0	2	3	1	8	2.0	4
Pargo*	13	63	6	16	.375	0	0	---	0	6	6	11	5	0	2	12	0	14	1.1	5

DATE	OPPONENT	BOX SCORE	W / L	DATE	OPPONENT	BOX SCORE	W / L
Oct. 28	Dallas	W 109-93	1-0	Jan. 28	Seattle	W 96-82	27-15
Nov. 1	@ Phoenix	W 103-99	2-0	Jan. 30	Minnesota	L 84-97	27-16
Nov. 2	Golden State	W 87-72	3-0	Feb. 1	@ Toronto	W 84-83	28-16
Nov. 4	@ Milwaukee	W 113-107	4-0	Feb. 2	@ Indiana	L 72-85	28-17
Nov. 6	@ San Antonio	W 120-117 (2OT)	5-0	Feb. 4	@ Cleveland	W 111-106 (OT)	29-17
Nov. 7	@ New Orleans	L 95-114	5-1	Feb. 5	@ Philadelphia	L 73-96	29-18
Nov. 10	@ Memphis	L 95-105	5-2	Feb. 6	@ Orlando	W 98-96	30-18
Nov. 12	Toronto	W 94-79	6-2	Feb. 10	@ Miami	W 98-83	31-18
Nov. 14	Detroit	W 94-89	7-2	Feb. 11	@ Houston	L 87-102	31-19
Nov. 16	Miami	W 99-77	8-2	Feb. 17	Portland	W 89-86	32-19
Nov. 18	@ Detroit	L 96-106	8-3	Feb. 18	@ Golden State	W 100-99	33-19
Nov. 19	@ New York	W 104-83	9-3	Feb. 20	Philadelphia	W 116-88	34-19
Nov. 21	Chicago	W 101-94	10-3	Feb. 22	@ Phoenix	W 104-92	35-19
Nov. 23	Memphis	W 121-89	11-3	Feb. 25	@ Denver	W 112-111	36-19
Nov. 26	Washington	W 120-99	12-3	Feb. 26	Sacramento	L 101-103	36-20
Nov. 28	San Antonio	W 103-87	13-3	Feb. 28	@ Washington	W 122-110	37-20
Nov. 30	Indiana	W 99-77	14-3	Feb. 29	@ New Jersey	W 100-83	38-20
Dec. 3	@ San Antonio	W 90-86	15-3	Mar. 2	@ Atlanta	L 93-94	38-21
Dec. 4	@ Dallas	W 114-103	16-3	Mar. 3	@ Houston	W 96-93	39-21
Dec. 7	Utah	W 94-92	17-3	Mar. 5	Seattle	W 99-91	40-21
Dec. 9	New York	W 98-90	18-3	Mar. 7	New Jersey	W 94-88	41-21
Dec. 12	Dallas	L 93-110	18-4	Mar. 8	@ Utah	L 83-88	41-22
Dec. 13	@ Portland	L 108-112	18-5	Mar. 10	@ Boston	L 117-109	42-22
Dec. 19	Denver	W 101-99	19-5	Mar. 12	@ Minnesota	L 86-96	42-23
Dec. 21	Phoenix	W 107-101	20-5	Mar. 13	@ Chicago	W 88-81	43-23
Dec. 23	@ Golden State	L 98-107	20-6	Mar. 15	Orlando	W 113-110 (OT)	44-23
Dec. 25	Houston	L 87-99	20-7	Mar. 17	@ LA Clippers	W 106-103	45-23
Dec. 28	Boston	W 105-82	21-7	Mar. 19	LA Clippers	W 106-100	46-23
Jan. 2	@ Seattle	L 109-111	21-8	Mar. 21	Milwaukee	W 104-103 (OT)	47-23
Jan. 4	@ LA Clippers	L 98-101	21-9	Mar. 24	Sacramento	W 115-91	48-23
Jan. 6	@ Minnesota	L 90-106	21-10	Mar. 26	Minnesota	W 90-73	49-23
Jan. 7	@ Denver	L 91-113	21-11	Mar. 28	Utah	W 91-84	50-23
Jan. 9	Atlanta	W 113-67	22-11	Mar. 30	New Orleans	W 107-88	51-23
Jan. 12	Cleveland	W 89-79	23-11	Apr. 1	Houston	W 93-85	52-23
Jan. 14	Denver	W 97-71	24-11	Apr. 2	@ Seattle	W 97-86	53-23
Jan. 16	@ Sacramento	L 83-103	24-12	Apr. 4	San Antonio	L 89-95	53-24
Jan. 17	LA Clippers	L 91-89	25-12	Apr. 6	Portland	L 80-91	53-25
Jan. 19	Phoenix	L 85-88	25-13	Apr. 9	Memphis	W 103-95	54-25
Jan. 21	@ Memphis	L 82-88	25-14	Apr. 11	@ Sacramento	L 85-102	54-26
Jan. 22	@ Dallas	L 87-106	25-15	Apr. 13	Golden State	W 109-104	55-26
Jan. 24	@ Utah	W 93-86	26-15	Apr. 14	@ Portland	W 105-104 (2OT)	56-26

* Did not finish season on Laker roster.



2004-05 LOS ANGELES LAKERS



34-48 - 4TH IN PACIFIC DIVISION

Head Coach: Rudy Tomjanovich, Frank Hamblen
Standing: Chucky Atkins, Kobe Bryant, Sasha Vujacic, Jumaine Jones, Tony Bobbitt, Tierre Brown
Seated: Devean George, Luke Walton, Lamar Odom, Chris Mihm, Vlade Divac, Stanislav Medvedenko, Brian Cook, Brian Grant, Caron Butler
Not pictured: Kareem Rush

2004-05 REGULAR SEASON STATISTICS / GAME-BY-GAME RESULTS

	G	Min.	FGM	FGA	Pct.	FTM	FTA	Pct.	REBOUNDS			Dq.	Stl.	TO	Blk.	SCORING		HI		
									Off.	Def.	Tot.					Ast.	Pf.		Pts.	Avg.
Bryant	66	2699	573	1324	.433	542	664	.816	95	297	392	398	174	1	86	270	53	1819	27.8	48
Butler	77	2746	441	991	.445	275	319	.862	146	304	450	146	213	2	110	125	23	195	15.5	34
Odom	64	2320	366	774	.473	207	298	.695	134	519	653	238	211	3	42	161	65	975	15.2	28
Atkins	82	2903	388	910	.426	163	203	.803	31	166	197	358	181	0	73	151	2	1115	13.6	30
Mihm	75	1870	280	552	.507	175	258	.678	197	305	502	50	237	1	14	110	108	735	9.8	25
Jones	76	1830	210	486	.432	55	75	.733	107	291	398	65	165	1	44	24	577	7.6	25	
George	15	306	37	104	.356	15	20	.750	13	40	53	14	32	1	8	12	2	110	7.3	18
Cook	72	1087	176	422	.417	28	37	.757	63	153	216	35	139	3	23	29	26	458	6.4	25
Brown	76	1066	124	348	.356	59	75	.787	21	72	93	155	59	0	32	74	1	333	4.4	27
Medvedenko	43	423	71	156	.455	23	28	.821	31	48	79	13	64	0	9	13	2	165	3.8	16
Grant	69	1136	103	209	.493	57	79	.722	101	156	257	34	175	2	23	43	23	263	3.8	13
Walton	61	768	74	180	.411	34	48	.708	55	87	142	93	70	0	26	58	11	198	3.2	19
Vujacic	35	403	33	117	.282	18	19	.947	13	49	62	51	41	1	12	15	2	101	2.9	10
Bobbitt	2	12	2	5	.400	0	0	---	0	3	0	1	0	0	0	0	0	5	2.5	5
Divac	15	130	13	31	.419	8	12	.667	18	14	32	19	25	0	4	14	1	34	2.3	8
Rush*	14	91	4	20	.200	2	2	1.000	3	7	10	3	7	0	2	3	1	12	0.9	4

DATE	OPPONENT	BOX SCORE	W / L	DATE	OPPONENT	BOX SCORE	W / L
Nov. 2	Denver	W 89-78	1-0	Jan. 30	Charlotte	W 101-90	23-19
Nov. 3	@ Utah	L 78-104	1-1	Feb. 1	Portland	W 92-79	24-19
Nov. 5	San Antonio	L 96-105	1-2	Feb. 3	San Antonio	L 91-103	24-20
Nov. 7	Atlanta	W 106-90	1-2	Feb. 6	@ Houston	L 102-103	24-21
Nov. 9	@ New Orleans	W 106-98	3-2	Feb. 7	@ Atlanta	L 108-114	24-22
Nov. 10	@ Memphis	L 87-110	3-3	Feb. 9	@ New Jersey	W 104-103	25-22
Nov. 12	@ Orlando	L 113-122	3-4	Feb. 10	@ Detroit	L 81-103	25-23
Nov. 13	@ Houston	W 84-79	4-4	Feb. 13	@ Cleveland	L 89-103	25-24
Nov. 17	LA Clippers	W 103-89	5-4	Feb. 15	Utah	W 102-95	26-24
Nov. 19	@ Phoenix	L 102-107	5-5	Feb. 22	Boston	W 104-95	27-24
Nov. 21	Chicago	W 102-93	6-5	Feb. 23	@ Portland	W 86-83	28-24
Nov. 23	Milwaukee	W 100-96	7-5	Feb. 25	Detroit	L 90-111	28-25
Nov. 26	Sacramento	L 106-109	7-6	Feb. 27	@ Toronto	L 102-108	28-26
Nov. 28	New Orleans	W 89-76	8-6	Feb. 28	@ New York	L 115-117	28-27
Nov. 30	@ Milwaukee	W 95-90	9-6	Mar. 2	@ Boston	L 101-104	28-28
Dec. 1	@ Chicago	L 84-92	9-7	Mar. 4	Dallas	W 108-103	29-28
Dec. 3	Golden State	W 97-88	10-7	Mar. 6	Indiana	W 103-94	30-28
Dec. 8	Phoenix	L 110-113	10-8	Mar. 8	LA Clippers	L 101-110	30-29
Dec. 11	@ LA Clippers	W 89-87	11-8	Mar. 10	@ Dallas	W 100-95	31-29
Dec. 12	Orlando	L 105-98	12-8	Mar. 12	@ Charlotte	W 117-116	32-29
Dec. 14	@ Seattle	L 93-108	12-9	Mar. 14	@ Washington	L 81-95	32-30
Dec. 16	@ Sacramento	W 115-99	13-9	Mar. 15	@ Philadelphia	L 91-108	32-31
Dec. 17	Washington	L 116-120	13-10	Mar. 17	@ Miami	L 89-102	32-32
Dec. 20	Memphis	L 72-82	13-11	Mar. 18	@ Indiana	L 97-103	32-33
Dec. 22	New Orleans	W 101-89	14-11	Mar. 20	Seattle	L 100-102	32-34
Dec. 25	Miami	L 102-104	14-12	Mar. 22	@ Utah	L 107-115	32-35
Dec. 28	Toronto	W 117-99	15-12	Mar. 24	@ Denver	L 96-117	32-36
Jan. 2	Denver	W 99-91	16-12	Mar. 27	Philadelphia	L 89-96	32-37
Jan. 4	@ San Antonio	L 83-100	16-13	Mar. 29	New York	W 117-107	33-37
Jan. 5	@ Dallas	L 104-118	16-14	Mar. 31	Minnesota	L 96-105	33-38
Jan. 7	Houston	W 111-104	17-14	Apr. 2	@ San Antonio	L 94-95	33-39
Jan. 10	@ Minnesota	W 105-96	18-14	Apr. 3	@ Memphis	L 82-102	33-40
Jan. 12	@ Denver	L 83-95	18-15	Apr. 5	@ Phoenix	L 99-125	33-41
Jan. 13	Cleveland	W 98-94	19-15	Apr. 7	Houston	L 100-114	33-42
Jan. 15	@ Golden State	W 104-102	20-15	Apr. 8	@ Seattle	W 117-94	34-42
Jan. 17	Utah	L 94-102	20-16	Apr. 10	@ Sacramento	L 105-124	34-43
Jan. 19	Minnesota	L 93-90	21-16	Apr. 11	Phoenix	L 97-108	34-44
Jan. 21	Golden State	W 105-101	22-16	Apr. 15	Sacramento	L 106-115	34-45
Jan. 25	Seattle	L 93-104	22-17	Apr. 17	Dallas	L 112-114	34-46
Jan. 26	@ LA Clippers	L 89-105	22-18	Apr. 18	@ Golden State	L 99-126	34-47
Jan. 28	New Jersey	L 103-109	22-19	Apr. 20	@ Portland	L 103-106	34-48





45-37 - 3RD IN PACIFIC DIVISION

Head Coach: Phil Jackson
Standing: Aaron McKie, Devin Green, Kobe Bryant, Luke Walton, Sasha Vujacic, Von Wafer, Smush Parker
Seated: Devean George, Ronny Turiaf, Lamar Odom, Chris Mihm, Andrew Bynum, Kwame Brown, Stanislav Medvedenko, Brian Cook
Not pictured: Jim Jackson, Laron Profit



2005-2006 REGULAR SEASON STATISTICS / GAME-BY-GAME RESULTS

	G	Min.	FGM	FGA	Pct.	FTM	FTA	Pct.	REBOUNDS		Tot.	Ast.	PF	Dq.	Stl.	TO	Blk.	SCORING	
									Off.	Def.								Pts.	Avg.
Bryant	80	3277	978	2173	.450	696	819	.850	71	354	425	360	233	1	147	250	30	2832	35.4
Odom	80	3221	445	925	.481	216	313	.690	181	557	738	443	256	4	75	213	64	1186	14.8
Parker	82	2773	348	779	.447	125	180	.694	37	234	271	302	213	1	140	147	16	941	11.5
Mihm	59	1541	230	459	.501	144	201	.716	137	236	373	61	214	5	16	83	73	604	10.2
Cook	81	1535	261	511	.511	84	101	.832	88	186	274	74	205	3	37	61	32	642	7.9
Brown	72	1978	204	388	.526	128	235	.545	182	291	473	72	196	3	27	100	46	536	7.4
George	71	1542	170	425	.400	58	86	.674	82	192	274	68	159	1	66	54	34	448	6.3
Walton	69	1333	135	328	.412	57	76	.750	88	159	247	156	119	1	41	78	15	345	5.0
Profit	25	279	40	84	.476	21	24	.875	8	35	43	15	25	0	11	24	5	104	4.2
Vujacic	82	1449	108	312	.346	46	52	.885	33	126	159	139	150	0	48	50	3	321	3.9
Turiaf	23	161	15	30	.500	15	27	.556	11	26	37	8	30	0	3	7	10	45	2.0
Jackson†	13	92	9	31	.290	0	0	---	0	12	12	4	5	0	2	5	0	22	1.7
Bynum	46	338	33	82	.402	8	27	.296	34	46	80	9	56	0	4	17	22	74	1.6
Wafer	16	73	6	38	.158	6	8	.750	5	3	8	4	12	0	3	1	0	20	1.3
Medvedenko	2	6	1	2	.500	0	0	---	0	0	0	1	1	0	0	0	2	1.0	2
Green	27	135	6	28	.214	13	21	.619	10	14	24	7	13	0	3	5	0	25	0.9
McKie	14	121	3	12	.250	1	2	.500	3	17	20	11	7	0	5	2	0	7	0.5

DATE	OPPONENT	BOX SCORE	W / L	DATE	OPPONENT	BOX SCORE	W / L
Nov. 2	@ Denver	W 99-97(OT)	1-0	Jan. 27	Golden State	W 106-105(OT)	23-19
Nov. 3	Phoenix	L 112-122	1-1	Jan. 29	@ Detroit	L 93-102	23-20
Nov. 6	Denver	W 112-92	2-1	Jan. 31	@ New York	L 130-97	24-20
Nov. 8	@ Atlanta	W 103-97	3-1	Feb. 1	@ Indiana	L 79-105	24-21
Nov. 9	@ Minnesota	L 74-88	3-2	Feb. 3	@ Charlotte	L 102-112	24-22
Nov. 11	@ Philadelphia	L 81-85	3-3	Feb. 4	@ NO/Oklia. City	L 90-106	24-23
Nov. 14	@ Memphis	L 73-85	3-4	Feb. 7	@ Dallas	L 87-102	24-24
Nov. 16	New York	W 97-92	4-4	Feb. 8	@ Houston	L 89-78	25-24
Nov. 18	L.A. Clippers	L 91-97	4-5	Feb. 11	Memphis	W 99-100	25-25
Nov. 20	Chicago	L 93-96	4-6	Feb. 13	Utah	L 94-88	26-25
Nov. 24	Seattle	W 108-96	5-6	Feb. 15	Atlanta	L 110-114	26-26
Nov. 27	New Jersey	L 96-102(OT)	5-7	Feb. 21	Portland	W 99-82	27-26
Nov. 29	@ San Antonio	L 84-90	5-8	Feb. 23	Sacramento	W 106-85	28-26
Dec. 1	@ Utah	W 105-101(OT)	6-8	Feb. 24	@ L.A. Clippers	L 83-102	28-27
Dec. 2	Minnesota	L 108-113	6-9	Feb. 26	Boston	L 111-112	28-28
Dec. 4	Charlotte	W 99-98	7-9	Feb. 28	Orlando	W 102-87	29-28
Dec. 6	@ Milwaukee	W 111-92	8-9	Mar. 1	@ Portland	L 93-99	29-29
Dec. 7	@ Toronto	W 102-91	9-9	Mar. 3	@ Golden State	W 106-94	30-29
Dec. 9	@ Chicago	W 93-80	10-9	Mar. 4	Detroit	W 105-94	31-29
Dec. 10	@ Minnesota	L 82-95	10-10	Mar. 6	San Antonio	L 96-103	31-30
Dec. 12	@ Dallas	W 109-106	11-10	Mar. 8	@ NO/Oklia. City	W 113-107	32-30
Dec. 14	@ Memphis	W 94-79	12-10	Mar. 10	@ San Antonio	W 100-92	33-30
Dec. 16	Washington	W 97-91	13-10	Mar. 12	Seattle	L 113-120	33-31
Dec. 18	Houston	L 74-76	13-11	Mar. 14	@ Sacramento	L 98-114	33-32
Dec. 20	Dallas	W 112-90	14-11	Mar. 15	Minnesota	W 92-89	34-32
Dec. 23	@ Orlando	W 104-88	15-11	Mar. 17	@ New Jersey	L 89-92	34-33
Dec. 25	@ Miami	L 92-97	15-12	Mar. 19	@ Cleveland	L 95-96	34-34
Dec. 26	@ Washington	L 91-94	15-13	Mar. 20	@ Boston	W 105-97	35-34
Dec. 28	Memphis	L 99-100(OT)	15-14	Mar. 22	Sacramento	W 87-80	36-34
Jan. 1	Utah	L 94-98	15-15	Mar. 24	Milwaukee	W 101-96	37-34
Jan. 3	@ Utah	L 80-90	15-16	Mar. 26	NO/Oklia. City	W 105-94	38-34
Jan. 6	Philadelphia	W 119-93	16-16	Mar. 30	San Antonio	L 85-96	38-35
Jan. 7	@ L.A. Clippers	W 112-109	17-16	Mar. 31	@ Seattle	W 106-93	39-35
Jan. 9	Indiana	W 96-90	18-16	Apr. 2	Houston	W 104-88	40-35
Jan. 11	@ Portland	L 103-113	18-17	Apr. 6	@ Denver	W 108-110(OT)	40-36
Jan. 12	Cleveland	W 99-98	19-17	Apr. 7	@ Phoenix	L 96-107	40-37
Jan. 14	@ Golden State	W 110-104	20-17	Apr. 9	L.A. Clippers	L 100-83	41-37
Jan. 16	Miami	W 100-92	21-17	Apr. 11	Golden State	W 111-100	42-37
Jan. 19	@ Sacramento	L 109-118(OT)	21-18	Apr. 14	Portland	W 110-99	43-37
Jan. 20	@ Phoenix	L 93-106	21-19	Apr. 16	Phoenix	W 109-89	44-37
Jan. 22	Toronto	W 122-104	22-19	Apr. 19	NO/Oklahoma City	W 115-95	45-37

† Totals with Lakers only.



2006-07 LOS ANGELES LAKERS



42-40 - 2ND IN PACIFIC DIVISION

Head Coach: Phil Jackson
Standing: Shammond Williams, Aaron McKie, Kobe Bryant, Sasha Vujacic, Maurice Evans, Smush Parker, Jordan Farmer
Seated: Luke Walton, Ronny Turiaf, Lamar Odom, Chris Mihm, Andrew Bynum, Kwame Brown, Vladimir Radmanovic, Brian Cook

2006-07 REGULAR SEASON STATISTICS / GAME-BY-GAME RESULTS

	G	Min.	FGM	FGA	Pct.	FTM	FTA	Pct.	REBOUNDS			Ast.	PF	Dq.	Stl.	TO	Blk.	SCORING		
									Off.	Def.	Tot.							Pts.	Avg.	HI
Bryant	77	3140	813	1757	.463	667	768	.868	75	364	439	413	205	2	111	255	36	2430	31.8	65
Odom	56	2202	319	681	.468	198	283	.700	102	445	547	270	182	5	53	163	32	890	15.9	34
Walton	60	1982	264	557	.474	108	145	.745	87	215	302	257	117	2	60	118	21	884	11.4	25
Parker	82	2457	342	785	.436	113	175	.646	45	161	206	228	211	4	119	153	10	907	11.1	26
Brown	41	1132	143	242	.591	59	134	.440	81	163	244	75	124	0	39	76	49	345	8.4	18
Evans	76	1732	234	542	.432	122	155	.787	93	128	221	74	126	0	38	57	14	638	8.4	26
Bynum	82	1793	247	443	.558	143	214	.668	139	345	484	94	249	5	12	115	128	637	7.8	20
Cook	65	1018	185	408	.453	34	47	.723	61	154	215	65	134	3	25	51	27	450	6.9	26
Radmanovic	55	986	134	316	.424	53	73	.726	53	127	180	66	125	2	25	69	18	361	6.6	27
Turiaf	72	1087	147	268	.549	89	134	.664	88	171	259	63	202	5	17	52	78	383	5.3	23
Farmer	72	1090	124	294	.422	27	38	.711	22	97	119	137	77	0	44	73	7	320	4.4	17
Vujacic	73	935	105	268	.392	43	49	.878	28	79	107	64	103	1	41	30	1	313	4.3	18
Williams	30	345	35	86	.407	4	6	.667	11	29	40	31	20	0	12	13	0	94	3.1	14
McKie	10	131	11	17	.647	0	0	---	1	17	18	13	14	0	4	8	0	22	2.2	12

DATE	OPPONENT	BOX SCORE	W / L	DATE	OPPONENT	BOX SCORE	W / L
Oct. 31	Phoenix	W 114-106	1-0	Jan. 22	Golden State	W 108-103	27-15
Nov. 1	@ Golden State	W 110-98	2-0	Jan. 26	Charlotte	L 97-106(OT)	27-16
Nov. 3	Seattle	W 118-112	3-0	Jan. 28	San Antonio	L 94-96(OT)	27-17
Nov. 5	@ Seattle	L 101-117	3-1	Jan. 30	@ New York	L 94-99	27-18
Nov. 7	Minnesota	W 95-88	4-1	Jan. 31	@ Boston	W 111-98	28-18
Nov. 8	@ Portland	L 90-101	4-2	Feb. 2	@ Indiana	L 84-95	28-19
Nov. 10	Detroit	L 83-97	4-3	Feb. 3	@ Washington	W 118-102	29-19
Nov. 12	Memphis	W 91-81	5-3	Feb. 5	@ Atlanta	W 90-83	30-19
Nov. 17	Toronto	W 107-100	6-3	Feb. 8	@ Detroit	L 78-93	30-20
Nov. 19	Chicago	W 82-72	7-3	Feb. 9	@ Toronto	L 92-96	30-21
Nov. 21	L.A. Clippers	W 105-101	8-3	Feb. 11	@ Cleveland	L 90-99	30-22
Nov. 24	@ Utah	L 108-114	8-4	Feb. 13	New York	L 106-107	30-23
Nov. 26	New Jersey	W 99-93	9-4	Feb. 15	Cleveland	L 108-114	30-24
Nov. 28	Milwaukee	L 105-109	9-5	Feb. 21	Portland	L 108-112	30-25
Nov. 30	Utah	W 132-102	10-5	Feb. 23	Boston	W 122-96	31-25
Dec. 2	@ L.A. Clippers	W 97-88	11-5	Feb. 25	@ Golden State	W 102-85	32-25
Dec. 4	Indiana	W 101-87	12-5	Feb. 26	@ Utah	W 102-94	32-25
Dec. 6	NO/Oklahoma City	L 89-105	12-6	Mar. 2	Sacramento	L 108-116	33-26
Dec. 8	Atlanta	W 106-95	13-6	Mar. 4	@ Phoenix	L 94-99	33-27
Dec. 10	San Antonio	W 106-99	14-6	Mar. 6	@ Minnesota	L 107-117(2OT)	33-28
Dec. 12	@ Houston	W 102-94	15-6	Mar. 7	@ Milwaukee	L 90-110	33-29
Dec. 13	@ Dallas	L 101-110	15-7	Mar. 9	@ Philadelphia	L 92-108	33-30
Dec. 15	Houston	W 112-101(2OT)	16-7	Mar. 11	Dallas	L 72-108	33-31
Dec. 17	Washington	L 141-147(2OT)	16-8	Mar. 15	@ Denver	L 86-113	33-32
Dec. 19	@ Chicago	L 89-94	16-9	Mar. 16	Portland	W 116-111(OT)	34-32
Dec. 20	@ Minnesota	W 111-94	17-9	Mar. 18	Minnesota	W 109-102	35-32
Dec. 22	@ New Jersey	W 99-95	18-9	Mar. 22	@ Memphis	W 121-119	36-32
Dec. 25	@ Miami	L 85-101	18-10	Mar. 23	@ NO/Oklahoma City	W 111-105	37-32
Dec. 27	@ Orlando	W 106-93	19-10	Mar. 25	Golden State	W 115-113	38-32
Dec. 29	@ Charlotte	L 124-133(3OT)	19-11	Mar. 27	Memphis	L 86-88	38-33
Dec. 31	Philadelphia	W 104-94	20-11	Mar. 30	Houston	L 104-107(OT)	38-34
Jan. 4	@ Sacramento	W 132-128(OT)	21-11	Apr. 1	Sacramento	W 126-103	39-34
Jan. 5	Denver	W 123-104	22-11	Apr. 3	Denver	L 105-111	39-35
Jan. 7	Dallas	W 101-98	23-11	Apr. 4	@ L.A. Clippers	L 82-90	39-36
Jan. 9	@ Memphis	L 118-128	23-12	Apr. 6	@ Seattle	W 112-109	40-36
Jan. 10	@ Houston	L 77-102	23-13	Apr. 8	Phoenix	L 107-115	40-37
Jan. 12	Orlando	W 109-106	24-13	Apr. 9	@ Denver	L 111-115	40-38
Jan. 15	Miami	W 124-118(OT)	25-13	Apr. 12	L.A. Clippers	L 110-118	40-39
Jan. 17	@ San Antonio	W 100-96	26-13	Apr. 13	@ Phoenix	L 85-93	40-40
Jan. 18	@ Dallas	L 95-114	26-14	Apr. 15	Seattle	W 109-98	41-40
Jan. 20	@ NO/Oklahoma City	L 103-113	26-15	Apr. 18	@ Sacramento	W 117-106	42-40



2007-08 LOS ANGELES LAKERS



57-25 - 1ST IN PACIFIC DIVISION

Head Coach: Phil Jackson
Standing: Derek Fisher, Coby Karl, Kobe Bryant, Trevor Ariza, Sasha Vujacic, Jordan Farmer
Seated: Vladimir Radmanovic, Lamar Odom, DJ Mbenga, Chris Mihm, Andrew Bynum, Pau Gasol, Ronny Turiaf, Luke Walton
Not pictured: Kwame Brown, Brian Cook, Javaris Crittenton, Maurice Evans, Ira Newble



Western Conference Champions

2007-2008 REGULAR SEASON STATISTICS / GAME-BY-GAME RESULTS

	G	Min.	FGM	FGA	Pct.	FTM	FTA	Pct.	REBOUNDS			SCORING									
									Off.	Def.	Tot.	Ast.	PF	Dq.	Stl.	TO	Bk.	Pts.	Avg.	HI	
Bryant	82	3192	775	1690	459	623	742	840	94	423	517	441	227	1	151	257	40	2323	28.3	53	
Gasol†	27	918	196	333	589	116	147	789	61	150	211	95	54	0	14	44	42	508	18.8	31	
Odom	77	2921	417	795	525	229	328	698	197	622	819	273	222	3	75	156	72	1094	14.2	31	
Bynum	35	1008	189	297	636	82	118	695	105	251	356	239	98	2	12	52	72	460	13.1	28	
Fisher	82	2249	339	777	436	166	188	893	24	146	170	239	188	0	86	90	3	956	11.7	28	
Farmer	82	1690	291	631	461	53	78	679	39	144	183	225	105	0	77	108	5	749	9.1	24	
Vujacic	72	1279	219	482	454	76	91	835	19	135	154	72	107	0	36	52	5	632	8.8	22	
Radmanovic	65	1483	198	437	453	52	65	800	56	159	215	123	147	1	46	73	12	543	8.4	21	
Walton	74	1729	215	478	450	77	109	706	85	206	291	218	133	1	60	100	18	535	7.2	19	
Turiaf	78	1458	188	397	474	140	186	753	95	211	306	128	199	3	28	72	108	516	6.6	16	
Ariza†	24	431	55	105	524	41	60	683	25	59	84	36	36	0	26	18	8	156	6.5	15	
Brown*	23	509	53	103	515	26	64	406	31	100	131	28	58	0	16	37	19	132	5.7	10	
Evans†	7	96	9	28	321	12	15	800	4	5	9	12	10	0	5	0	1	31	4.4	8	
Mihm	23	278	32	95	337	18	27	667	28	49	77	13	42	0	4	17	14	82	3.6	11	
Crittenton*	22	171	26	53	491	19	28	679	7	14	21	18	12	0	7	22	0	72	3.3	19	
Cook*	6	70	4	21	190	4	4	1000	4	6	10	3	6	0	2	4	0	14	2.3	10	
Mbenga†	26	196	30	61	492	4	10	400	15	26	41	38	1	4	8	16	64	30	1.8	6	
Karl	17	71	9	26	346	8	10	800	3	11	14	9	1	0	4	5	2	60	1.8	6	
Newble†	6	31	3	9	333	0	0	---	6	5	11	3	5	0	1	3	1	7	1.2	3	

DATE	OPPONENT	BOX SCORE	W / L	DATE	OPPONENT	BOX SCORE	W / L
Oct. 30	@ Houston	L 93-95	0-1	Jan. 27	Cleveland	L 95-98	27-15
Nov. 2	@ Phoenix	W 119-98	1-1	Jan. 29	New York	W 120-109	28-15
Nov. 4	Utah	W 119-109	2-1	Jan. 31	@ Detroit	L 89-90	28-16
Nov. 6	New Orleans	L 104-118	2-2	Feb. 1	@ Toronto	W 121-101	29-16
Nov. 9	Minnesota	W 107-93	3-2	Feb. 3	@ Washington	W 103-91	30-16
Nov. 13	@ San Antonio	L 92-107	3-3	Feb. 5	@ New Jersey	L 105-90	31-16
Nov. 14	@ Houston	W 93-90	4-3	Feb. 6	@ Atlanta	W 95-98	31-17
Nov. 16	Detroit	W 103-91	5-3	Feb. 8	@ Orlando	W 117-113	32-17
Nov. 18	Chicago	W 106-78	6-3	Feb. 10	@ Miami	W 104-94	33-17
Nov. 20	@ Indiana	W 134-114	7-3	Feb. 11	@ Charlotte	W 106-97	34-17
Nov. 21	@ Milwaukee	L 103-110	7-4	Feb. 13	@ Minnesota	W 117-92	35-17
Nov. 23	@ Boston	L 94-107	7-5	Feb. 19	Atlanta	W 122-93	36-17
Nov. 25	New Jersey	L 100-102	7-6	Feb. 20	@ Phoenix	W 130-124	37-17
Nov. 27	Seattle	W 106-99	8-6	Feb. 23	@ L.A. Clippers	W 113-95	38-17
Nov. 29	Denver	W 127-99	9-6	Feb. 24	@ Seattle	W 111-91	39-17
Nov. 30	@ Utah	L 96-120	9-7	Feb. 26	Portland	W 96-83	40-17
Dec. 2	Orlando	L 97-104	9-8	Feb. 28	Miami	W 106-88	41-17
Dec. 4	@ Minnesota	W 116-95	10-8	Feb. 29	@ Portland	L 111-119	41-18
Dec. 5	@ Denver	W 111-107	11-8	Mar. 2	Dallas	W 108-104(OT)	42-18
Dec. 9	Golden State	W 123-113	12-8	Mar. 4	@ Sacramento	W 117-105	43-18
Dec. 13	San Antonio	W 102-97	13-8	Mar. 7	L.A. Clippers	W 119-92	44-18
Dec. 14	@ Golden State	W 106-108	13-9	Mar. 9	Sacramento	W 113-114	44-19
Dec. 16	L.A. Clippers	W 113-92	14-9	Mar. 11	Toronto	L 117-108	45-19
Dec. 18	@ Chicago	W 103-91	15-9	Mar. 14	@ New Orleans	L 98-108	45-20
Dec. 20	@ Cleveland	L 90-94	15-10	Mar. 16	@ Houston	L 92-104	45-21
Dec. 21	@ Philadelphia	W 106-101	16-10	Mar. 18	@ Dallas	W 102-100	46-21
Dec. 23	@ New York	W 95-90	17-10	Mar. 20	@ Utah	W 106-95	47-21
Dec. 25	Phoenix	W 122-115	18-10	Mar. 21	Seattle	W 130-105	48-21
Dec. 28	Utah	W 123-109	19-10	Mar. 23	Golden State	L 111-115	48-22
Dec. 30	Boston	L 91-110	19-11	Mar. 24	@ Golden State	W 123-119(OT)	49-22
Jan. 4	Philadelphia	W 124-93	20-11	Mar. 26	Charlotte	L 95-108	49-23
Jan. 6	Indiana	W 112-96	21-11	Mar. 28	Memphis	L 111-114	49-24
Jan. 8	@ Memphis	W 117-101	22-11	Mar. 30	Washington	W 126-120(OT)	50-24
Jan. 9	@ New Orleans	W 109-80	23-11	Apr. 2	Portland	W 104-91	51-24
Jan. 11	Milwaukee	W 110-105	24-11	Apr. 4	Dallas	W 112-108	52-24
Jan. 13	Memphis	W 100-99	25-11	Apr. 6	@ Sacramento	W 114-92	53-24
Jan. 14	@ Seattle	W 123-121(OT)	26-11	Apr. 8	@ Portland	L 103-112	53-25
Jan. 17	Phoenix	L 98-106	26-12	Apr. 10	@ L.A. Clippers	W 106-78	54-25
Jan. 21	Denver	W 116-99	27-12	Apr. 11	New Orleans	W 107-104	55-25
Jan. 23	@ San Antonio	L 91-103	27-13	Apr. 13	San Antonio	W 106-85	56-25
Jan. 25	@ Dallas	L 105-112	27-14	Apr. 15	Sacramento	W 124-101	57-25

* Did not finish season on Laker roster. † Totals with Lakers only.



2008-09 LOS ANGELES LAKERS



65-17 - 1ST IN PACIFIC DIVISION

Head Coach: Phil Jackson
Standing: Derek Fisher, Shannon Brown, Adam Morrison, Kobe Bryant, Sasha Vujacic, Jordan Farmar
Seated: Luke Walton, Josh Powell, DJ Mbenga, Pau Gasol, Andrew Bynum, Lamar Odum, Sun Yue, Trevor Ariza
Not pictured: Chris Mihm, Vladimir Radmanovic

NBA Champions

2008-09 REGULAR SEASON STATISTICS / GAME-BY-GAME RESULTS

	G	Min.	FGM	FGA	Pct.	FTM	FTA	Pct.	REBOUNDS					SCORING						
									Off.	Def.	Tot.	Ast.	PF	Dq.	Stl.	TO	Blk.	Pts.	Avg.	Hi
Bryant	82	2960	800	1712	.467	483	564	.856	90	339	429	399	189	1	120	210	37	2201	26.8	61
Gasol	81	2999	592	1045	.567	343	439	.781	262	518	780	284	172	0	52	157	81	1528	18.9	36
Bynum	50	1446	281	502	.560	152	215	.707	137	261	398	71	157	1	18	85	90	714	14.3	42
Ariza	78	2316	346	703	.492	160	257	.623	176	461	637	204	235	5	77	138	98	885	11.3	28
Fisher	82	2441	292	688	.424	110	130	.846	25	163	188	261	187	0	95	72	6	814	9.9	27
Ariza	82	1999	274	596	.460	120	169	.710	111	241	352	145	166	1	137	87	24	729	8.9	26
Farmar	65	1192	161	412	.391	45	77	.584	22	95	117	155	105	0	57	87	10	416	6.4	18
Radmanovic	46	771	95	214	.444	23	27	.852	18	99	117	38	51	0	28	47	7	273	5.9	18
Vujacic	80	1293	155	401	.387	70	76	.921	19	116	135	113	154	0	77	35	7	461	5.8	17
Radmanovic	65	1166	134	307	.436	41	57	.719	55	125	180	177	105	1	32	69	10	326	5.0	14
Powell	60	703	106	239	.444	38	50	.760	71	105	176	27	98	0	9	51	17	250	4.2	17
Brown†	18	136	22	42	.524	8	9	.889	3	17	20	10	9	0	4	9	2	58	3.2	10
Mbenga	23	181	27	57	.474	7	8	.875	9	22	31	9	33	0	10	13	24	61	2.7	10
Mihm†	18	105	15	40	.375	6	7	.857	15	19	34	10	23	0	1	10	6	36	2.0	10
Morrison†	8	44	4	12	.333	1	2	.500	2	6	8	3	4	0	0	3	0	10	1.3	5
Sun	10	28	3	11	.273	0	0	---	0	0	0	2	10	0	1	3	1	6	0.6	4

DATE	OPPONENT	BOX SCORE	W / L	DATE	OPPONENT	BOX SCORE	W / L
Oct. 28	Portland	W 96-76	1-0	Jan. 22	Washington	W 117-97	34-8
Oct. 29	@ L.A. Clippers	W 117-79	2-0	Jan. 25	San Antonio	W 99-85	35-8
Nov. 1	@ Denver	W 104-97	3-0	Jan. 27	Charlotte	L 110-117(20T)	35-9
Nov. 5	L.A. Clippers	W 106-88	4-0	Jan. 30	@ Minnesota	W 132-119	36-9
Nov. 9	Houston	W 111-82	5-0	Jan. 31	@ Memphis	W 115-98	37-9
Nov. 11	@ Dallas	W 106-99	6-0	Feb. 2	@ New York	W 128-117	38-9
Nov. 12	@ New Orleans	W 93-86	7-0	Feb. 4	@ Toronto	W 115-107	39-9
Nov. 14	Detroit	L 95-103	7-1	Feb. 5	@ Boston	W 110-109(OT)	40-9
Nov. 18	Chicago	W 116-109	8-1	Feb. 8	@ Cleveland	W 101-91	41-9
Nov. 20	@ Phoenix	W 105-92	9-1	Feb. 10	Oklahoma City	W 105-98	42-9
Nov. 21	Denver	W 104-90	10-1	Feb. 11	@ Utah	L 109-113	42-10
Nov. 23	Sacramento	W 118-108	11-1	Feb. 17	Atlanta	W 96-83	43-10
Nov. 25	New Jersey	W 120-93	12-1	Feb. 18	@ Golden State	W 129-121	44-10
Nov. 28	Dallas	W 114-107	13-1	Feb. 20	New Orleans	W 115-111(OT)	45-10
Nov. 30	Toronto	W 112-99	14-1	Feb. 22	@ Minnesota	W 111-108	46-10
Dec. 2	@ Indiana	L 117-118	14-2	Feb. 24	@ Oklahoma City	W 107-93	47-10
Dec. 3	@ Philadelphia	W 114-102	15-2	Feb. 26	Phoenix	W 132-106	48-10
Dec. 5	@ Washington	W 106-104	16-2	Feb. 27	@ Denver	L 79-90	48-11
Dec. 9	Milwaukee	W 105-92	17-2	Mar. 1	@ Phoenix	L 111-118	48-12
Dec. 9	@ Sacramento	L 101-113	17-3	Mar. 3	Memphis	W 99-89	49-12
Dec. 10	Phoenix	W 115-110	18-3	Mar. 6	Minnesota	W 110-90	50-12
Dec. 12	Sacramento	W 112-103	19-3	Mar. 9	@ Portland	W 94-111	50-13
Dec. 14	Minnesota	W 98-86	20-3	Mar. 11	@ Houston	W 102-96	51-13
Dec. 16	New York	W 116-114	21-3	Mar. 12	@ San Antonio	W 109-95	52-13
Dec. 19	@ Miami	L 87-89	21-4	Mar. 15	Dallas	W 107-100	53-13
Dec. 20	@ Orlando	L 103-106	21-5	Mar. 17	Philadelphia	L 93-94	53-14
Dec. 22	@ Memphis	W 105-96	22-5	Mar. 19	Golden State	W 114-106	54-14
Dec. 23	@ New Orleans	W 100-87	23-5	Mar. 21	@ Chicago	W 117-109	55-14
Dec. 25	Boston	W 92-83	24-5	Mar. 24	@ Oklahoma City	W 107-89	56-14
Dec. 28	Golden State	W 130-113	25-5	Mar. 26	@ Detroit	W 92-77	57-14
Jan. 2	Utah	W 113-100	26-5	Mar. 27	@ New Jersey	W 103-95	58-14
Jan. 4	Portland	W 100-86	27-5	Mar. 29	@ Atlanta	L 76-86	58-15
Jan. 6	New Orleans	L 105-116	27-6	Mar. 31	@ Charlotte	L 84-94	58-16
Jan. 7	@ Golden State	W 114-106	28-6	Apr. 1	@ Milwaukee	W 104-98	59-16
Jan. 9	Indiana	W 121-119	29-6	Apr. 3	Houston	W 93-81	60-16
Jan. 11	Miami	W 108-105	30-6	Apr. 5	L.A. Clippers	W 88-85	61-16
Jan. 13	@ Houston	W 105-100	31-6	Apr. 7	@ Sacramento	W 122-104	62-16
Jan. 14	@ San Antonio	L 111-112	31-7	Apr. 9	Denver	W 116-102	63-16
Jan. 16	Orlando	L 103-109	31-8	Apr. 10	@ Portland	L 98-106	63-17
Jan. 19	Cleveland	W 105-88	32-8	Apr. 12	Memphis	W 92-75	64-17
Jan. 21	@ L.A. Clippers	W 108-97	33-8	Apr. 14	Utah	W 125-112	65-17



2009-10 LOS ANGELES LAKERS



57-25 - 1ST IN PACIFIC DIVISION

Head Coach: Phil Jackson
Standing: Derek Fisher, Shannon Brown, Adam Morrison, Kobe Bryant, Sasha Vujacic, Jordan Farmar
Seated: Luke Walton, Josh Powell, DJ Mbenga, Pau Gasol, Andrew Bynum, Lamar Odom, Metta World Peace



NBA Champions

2009-2010 REGULAR SEASON STATISTICS / GAME-BY-GAME RESULTS

	G	Min.	FGM	FGA	Pct.	FTM	FTA	Pct.	REBOUNDS					Dq.	Stl.	TO	Blk.	SCORING		
									Off.	Def.	Tot.	Ast.	PF					Pts.	Avg.	Hi
Bryant	73	2835	716	1509	456	439	541	811	78	313	391	365	187	0	113	233	20	1970	27.0	44
Gasol	65	2403	452	844	536	286	362	790	243	491	734	218	152	0	37	143	113	1190	18.3	32
Bynum	65	1977	392	688	570	193	261	739	177	364	541	68	193	2	35	115	94	977	15.0	27
World Peace	77	2605	306	740	414	128	186	688	99	232	331	234	165	1	106	121	21	845	11.0	22
Odom	82	2585	342	739	463	140	202	693	184	618	802	267	227	1	75	150	59	882	10.8	26
Brown	82	1700	253	592	427	99	121	818	30	153	183	108	129	0	57	67	31	667	8.1	27
Fisher	82	2227	212	558	380	113	132	856	25	145	170	201	202	1	90	78	9	615	7.5	15
Farmar	82	1474	224	515	435	57	85	671	14	117	131	127	109	0	52	72	11	591	7.2	24
Vujacic	67	575	66	164	402	28	33	848	25	54	79	41	67	0	20	17	4	185	2.8	13
Powell	63	581	71	194	366	20	31	645	44	72	116	35	71	0	9	33	6	169	2.7	14
Morrison	31	241	32	85	376	5	8	625	10	22	32	18	17	0	3	10	2	74	2.4	7
Walton	29	272	30	84	357	2	4	500	12	26	38	40	19	0	10	12	1	69	2.4	11
Mbenga	49	355	48	103	466	9	19	474	32	55	87	8	54	0	5	15	29	105	2.1	11

DATE	OPPONENT	BOX SCORE	W / L	DATE	OPPONENT	BOX SCORE	W / L
Oct. 27	L.A. Clippers	W 99-92	1-0	Jan. 21	@ Cleveland	L 87-93	32-10
Oct. 30	Dallas	L 80-94	1-1	Jan. 22	@ New York	W 115-105	33-10
Nov. 1	Atlanta	W 118-110	2-1	Jan. 24	@ Toronto	L 105-106	33-11
Nov. 3	@ Oklahoma City	W 101-98 (OT)	3-1	Jan. 26	@ Washington	W 115-103	34-11
Nov. 4	@ Houston	W 103-102 (OT)	4-1	Jan. 27	@ Indiana	W 118-96	35-11
Nov. 6	Memphis	W 114-98	5-1	Jan. 29	@ Philadelphia	W 99-91	36-11
Nov. 8	New Orleans	W 104-88	6-1	Jan. 31	@ Boston	W 90-89	37-11
Nov. 12	Phoenix	W 121-102	7-1	Feb. 1	@ Memphis	L 93-95	37-12
Nov. 13	@ Denver	L 79-105	7-2	Feb. 3	Charlotte	W 99-97	38-12
Nov. 15	Houston	L 91-101	7-3	Feb. 5	Denver	L 113-126	38-13
Nov. 17	Detroit	W 106-93	8-3	Feb. 6	@ Portland	W 99-82	39-13
Nov. 19	Chicago	W 108-93	9-3	Feb. 8	San Antonio	W 101-89	40-13
Nov. 22	Oklahoma City	W 101-85	10-3	Feb. 10	@ Utah	W 96-81	41-13
Nov. 24	New York	W 100-90	11-3	Feb. 16	Golden State	W 104-94	42-13
Nov. 28	@ Golden State	W 130-97	12-3	Feb. 18	Boston	L 86-87	42-14
Nov. 29	New Jersey	W 106-87	13-3	Feb. 23	@ Memphis	W 99-98	43-14
Dec. 1	New Orleans	W 110-99	14-3	Feb. 24	@ Dallas	L 96-101	43-15
Dec. 4	Miami	W 108-107	15-3	Feb. 26	Philadelphia	W 99-90	44-15
Dec. 6	Phoenix	W 108-88	16-3	Feb. 28	Denver	W 95-89	45-15
Dec. 9	Utah	W 101-77	17-3	Mar. 2	Indiana	W 122-99	46-15
Dec. 11	Minnesota	W 104-92	18-3	Mar. 4	@ Miami	L 111-114 (OT)	46-16
Dec. 12	@ Utah	L 94-102	18-4	Mar. 5	@ Charlotte	L 83-98	46-17
Dec. 15	@ Chicago	W 96-87	19-4	Mar. 7	@ Orlando	L 94-96	46-18
Dec. 16	@ Milwaukee	W 107-106 (OT)	20-4	Mar. 9	Toronto	W 109-107	47-18
Dec. 19	@ New Jersey	W 103-84	21-4	Mar. 12	@ Phoenix	W 102-96	48-18
Dec. 20	@ Detroit	W 93-81	22-4	Mar. 15	@ Golden State	W 124-121	49-18
Dec. 22	Oklahoma City	W 111-108	23-4	Mar. 16	@ Sacramento	W 106-99	50-18
Dec. 25	Cleveland	L 87-102	23-5	Mar. 19	Minnesota	W 104-96	51-18
Dec. 26	@ Sacramento	W 112-103 (2OT)	24-5	Mar. 21	Washington	W 99-92	52-18
Dec. 28	@ Phoenix	L 103-118	24-6	Mar. 24	@ San Antonio	W 92-83	53-18
Dec. 29	Golden State	W 124-118	25-6	Mar. 26	@ Oklahoma City	L 75-91	53-19
Jan. 1	Sacramento	W 109-108	26-6	Mar. 27	@ Houston	W 109-101	54-19
Jan. 3	Dallas	W 131-96	27-6	Mar. 29	@ New Orleans	L 100-108	54-20
Jan. 5	Houston	W 88-79	28-6	Mar. 31	@ Atlanta	L 92-109	54-21
Jan. 6	@ L.A. Clippers	L 91-102	28-7	Apr. 2	Utah	W 106-92	55-21
Jan. 8	@ Portland	L 98-107	28-8	Apr. 4	San Antonio	L 81-100	55-22
Jan. 10	Milwaukee	W 95-77	29-8	Apr. 8	Denver	L 96-98	55-23
Jan. 12	@ San Antonio	L 85-105	29-9	Apr. 9	@ Minnesota	W 97-88	56-23
Jan. 13	@ Dallas	W 100-95	30-9	Apr. 11	Portland	L 88-91	56-24
Jan. 15	L.A. Clippers	W 126-86	31-9	Apr. 13	Sacramento	W 106-100	57-24
Jan. 18	Orlando	W 98-92	32-9	Apr. 14	@ L.A. Clippers	L 91-107	57-25





2010-11 LOS ANGELES LAKERS



57-25 - 1ST IN PACIFIC DIVISION

Head Coach: Phil Jackson
Staff: Steve Blake, Shannon Brown, Luke Walton, Matt Barnes, Kobe Bryant, Derek Fisher
Seated: Devin Ebanks, Joe Smith, Lamar Odom, Pau Gasol, Andrew Bynum, Theo Ratliff, Derrick Caracter, Metta World Peace
Not pictured: Trey Johnson, Sasha Vujacic

2010-11 REGULAR SEASON STATISTICS / GAME-BY-GAME RESULTS

	G	Min.	FGM	FGA	Pct.	FTM	FTA	Pct.	REBOUNDS			Ast.	PF	Dq.	Stl.	TO	Blk.	SCORING		
									Off.	Def.	Tot.							Pts.	Avg.	Hl
Bryant	82	27:79	740	1639	.451	483	583	.828	83	336	419	308	172	0	99	243	12	2078	25.3	42
Gasol	82	30:37	593	1120	.529	354	430	.823	268	568	836	273	203	2	48	142	130	1541	18.8	34
Odom	82	26:39	473	893	.530	166	246	.675	175	535	710	249	200	1	47	139	61	1180	14.4	29
Bynum	54	15:00	237	413	.574	138	209	.660	170	338	508	73	140	1	19	74	106	612	11.3	22
Brown	82	15:68	273	643	.425	92	101	.911	35	122	157	96	124	0	67	75	16	712	8.7	21
World Peace	82	24:10	261	658	.397	92	136	.676	100	167	267	175	181	1	124	90	36	697	8.5	24
Fisher	82	22:97	206	529	.389	83	103	.806	14	138	152	224	192	0	99	70	8	558	6.8	19
Barnes	53	10:20	131	279	.470	60	77	.779	73	155	228	71	127	0	39	58	22	356	6.7	24
Johnson†	1	13	2	3	.667	2	2	1.000	0	0	0	0	0	0	0	0	0	6	6.0	6
Blake	79	15:81	110	306	.359	26	30	.867	19	137	156	170	99	0	40	73	3	319	4.0	14
Ebanks	20	11:8	21	51	.412	18	23	.783	15	12	27	2	7	0	4	6	5	62	3.1	9
Caracter	41	21:5	32	66	.485	17	23	.739	19	24	43	7	47	1	4	19	10	81	2.0	10
Vujacic*	11	54	8	23	.348	1	2	.500	1	3	4	5	7	0	1	5	0	20	1.8	6
Walton	54	4:84	38	116	.328	7	10	.700	9	58	67	62	38	0	9	31	4	91	1.7	9
Smith†	12	44	2	12	.167	2	2	1.000	2	16	18	3	10	0	0	3	4	6	0.5	2
Ratliff	10	71	1	6	.167	0	2	.000	6	7	13	3	7	0	2	3	5	2	0.2	2

DATE	OPPONENT	BOX SCORE	W / L	DATE	OPPONENT	BOX SCORE	W / L
Oct. 26	Houston	W 112-110	1-0	Jan. 16	@ L.A. Clippers	L 92-99	30-12
Oct. 29	@ Phoenix	W 114-106	2-0	Jan. 17	Oklahoma City	W 101-94	31-12
Oct. 31	Golden State	W 107-83	3-0	Jan. 19	@ Dallas	L 100-109	31-13
Nov. 2	Memphis	W 124-105	4-0	Jan. 21	@ Denver	W 107-97	32-13
Nov. 3	@ Sacramento	W 112-100	5-0	Jan. 25	Utah	W 120-91	33-13
Nov. 5	Toronto	W 108-103	6-0	Jan. 28	Sacramento	L 95-100	33-14
Nov. 7	Portland	W 121-96	7-0	Jan. 30	Boston	L 96-109	33-15
Nov. 9	Minnesota	W 99-94	8-0	Feb. 1	Houston	W 114-106(OT)	34-15
Nov. 11	@ Denver	L 112-118	8-1	Feb. 3	San Antonio	L 88-89	34-16
Nov. 14	@ Phoenix	L 116-121	8-2	Feb. 5	@ New Orleans	W 101-95	35-16
Nov. 16	@ Milwaukee	W 118-107	9-2	Feb. 7	@ Memphis	W 93-84	36-16
Nov. 17	@ Detroit	W 103-90	10-2	Feb. 10	@ Boston	W 92-86	37-16
Nov. 19	@ Minnesota	W 112-95	11-2	Feb. 11	@ New York	W 113-96	38-16
Nov. 21	Golden State	W 117-89	12-2	Feb. 13	@ Orlando	L 75-89	38-17
Nov. 23	Chicago	W 98-91	13-2	Feb. 14	@ Charlotte	L 89-109	38-18
Nov. 26	@ Utah	L 96-102	13-3	Feb. 16	@ Cleveland	L 99-104	38-19
Nov. 28	Indiana	L 92-95	13-4	Feb. 22	Atlanta	W 104-80	39-19
Nov. 30	@ Memphis	L 96-98	13-5	Feb. 23	@ Portland	W 106-101(OT)	40-19
Dec. 1	@ Houston	L 99-109	13-6	Feb. 25	L.A. Clippers	W 108-95	41-19
Dec. 3	Sacramento	W 113-80	14-6	Feb. 27	@ Oklahoma City	W 90-87	42-19
Dec. 7	Washington	W 115-108	15-6	Mar. 1	@ Minnesota	W 90-79	43-19
Dec. 8	@ L.A. Clippers	W 87-86	16-6	Mar. 4	Charlotte	W 92-84	44-19
Dec. 10	@ Chicago	L 84-88	16-7	Mar. 6	@ San Antonio	W 96-83	45-19
Dec. 12	@ New Jersey	W 99-92	17-7	Mar. 8	@ Atlanta	W 101-87	46-19
Dec. 14	@ Washington	W 103-89	18-7	Mar. 10	@ Miami	L 88-94	46-20
Dec. 15	@ Indiana	W 109-94	19-7	Mar. 12	@ Dallas	W 96-91	47-20
Dec. 17	@ Philadelphia	W 93-81	20-7	Mar. 14	Orlando	W 97-84	48-20
Dec. 19	@ Toronto	W 120-110	21-7	Mar. 18	Minnesota	W 106-98	49-20
Dec. 21	Milwaukee	L 79-98	21-8	Mar. 20	Portland	W 84-80	50-20
Dec. 25	Miami	L 80-96	21-9	Mar. 22	Phoenix	W 139-137(30T)	51-20
Dec. 28	@ San Antonio	L 82-97	21-10	Mar. 25	L.A. Clippers	W 112-104	52-20
Dec. 29	@ New Orleans	W 103-88	22-10	Mar. 27	New Orleans	W 102-84	53-20
Dec. 31	Philadelphia	W 102-98	23-10	Mar. 31	Dallas	W 110-82	54-20
Jan. 2	Memphis	L 85-104	23-11	Apr. 1	@ Utah	W 96-85	55-20
Jan. 4	Detroit	W 108-83	24-11	Apr. 3	Utah	L 90-95	55-21
Jan. 5	@ Phoenix	W 99-95	25-11	Apr. 5	Denver	L 85-86	55-22
Jan. 7	New Orleans	W 101-97	26-11	Apr. 6	@ Golden State	L 87-95	55-23
Jan. 9	New York	W 109-87	27-11	Apr. 8	@ Portland	L 86-93	55-24
Jan. 11	Cleveland	W 112-57	28-11	Apr. 10	Oklahoma City	L 106-120	55-25
Jan. 12	@ Golden State	W 115-110	29-11	Apr. 12	San Antonio	W 102-93	56-25
Jan. 14	New Jersey	W 100-88	30-11	Apr. 13	@ Sacramento	W 116-108(OT)	57-25

* Did not finish season on Laker roster. † Totals with Lakers only.





41-25 - 1ST IN PACIFIC DIVISION

Head Coach: Mike Brown
Standing: Steve Blake, Darius Morris, Metta World Peace, Kobe Bryant, Ramon Sessions, Andrew Goudelock
Seated: Matt Barnes, Jordan Hill, Troy Murphy, Pau Gasol, Andrew Bynum, Josh McRoberts, Devin Ebanks, Christian Eyenga



2011-2012 REGULAR SEASON STATISTICS / GAME-BY-GAME RESULTS

	G	Min.	FGM	FGA	Pct.	FTM	FTA	Pct.	REBOUNDS					SCORING						
									Off.	Def.	Tot.	Ast.	PF	Dq.	Stl.	TO	Bk.	Pts.	Avg.	Hi
Bryant	58	22:32	574	1336	.430	381	451	.845	66	247	313	264	105	0	69	204	19	1616	27.9	48
Bynum	60	21:12	444	796	.558	338	692	.487	192	517	709	85	104	0	27	152	116	1123	18.7	37
Gasol	65	24:30	459	917	.501	204	261	.782	183	495	678	238	127	0	37	142	88	1129	17.4	30
Sessions†	23	7:01	101	211	.479	72	101	.713	14	73	87	142	37	0	17	59	2	291	12.7	23
Barnes	63	14:40	175	387	.452	95	128	.742	97	247	344	126	152	2	35	73	48	491	7.8	24
World Peace	64	17:20	183	465	.394	71	115	.617	71	147	218	140	137	1	69	69	27	493	7.7	26
Fisher*	43	11:01	92	240	.383	44	53	.830	10	82	92	142	85	1	40	58	3	252	5.9	15
Blake	53	12:37	101	268	.377	21	27	.778	9	76	85	174	75	0	39	72	2	276	5.2	17
Hill†	7	8:2	14	30	.467	5	8	.625	14	17	31	2	11	0	5	7	6	33	4.7	14
Goudelock	40	4:19	68	174	.391	11	12	.917	5	26	31	20	32	0	4	21	0	175	4.4	14
Ebanks	24	3:96	37	89	.416	23	35	.657	26	28	54	12	26	0	11	18	6	97	4.0	14
Murphy	59	9:56	77	171	.450	6	9	.667	40	151	191	51	98	1	15	26	16	188	3.2	12
McRoberts	50	7:18	56	118	.475	23	36	.639	61	110	171	51	74	0	15	31	18	138	2.8	16
Eyenga†	1	19	3	6	.500	2	2	1.000	1	2	1	0	0	0	1	1	8	8.0	8	
Morris	19	16:9	18	42	.429	6	9	.667	2	14	16	21	16	0	2	19	0	46	2.4	9
Kapono*	27	26:9	21	55	.382	4	4	1.000	2	12	14	11	21	0	3	6	0	54	2.0	9
Walton*	9	6:5	6	14	.429	0	0	---	6	8	14	5	9	0	2	2	0	12	1.3	6

DATE	OPPONENT	BOX SCORE	W / L	DATE	OPPONENT	BOX SCORE	W / L
Dec. 25	Chicago	L 87-88	0-1	Mar. 13	@ Memphis	W 116-111(OT)	26-16
Dec. 26	@ Sacramento	L 91-100	0-2	Mar. 14	@ New Orleans	W 107-101(2OT)	27-16
Dec. 27	Utah	W 96-71	1-2	Mar. 16	Minnesota	W 97-92	28-17
Dec. 29	New York	W 99-82	2-2	Mar. 18	Utah	L 99-103	28-18
Dec. 31	Denver	W 92-89	3-2	Mar. 20	@ Houston	L 104-107	28-18
Jan. 1	@ Denver	L 90-99	3-3	Mar. 21	@ Dallas	W 109-93	29-18
Jan. 3	Houston	W 108-99	4-3	Mar. 23	Portland	W 103-96	30-18
Jan. 5	@ Portland	L 96-107	4-4	Mar. 25	Memphis	L 96-102	30-19
Jan. 6	Golden State	W 97-90	5-4	Mar. 27	@ Golden State	W 104-101	31-19
Jan. 8	Memphis	W 90-82	6-4	Mar. 29	Oklahoma City	L 93-102	31-20
Jan. 10	Phoenix	W 99-83	7-4	Mar. 31	New Orleans	W 88-85	32-20
Jan. 11	@ Utah	W 90-87(OT)	8-4	Apr. 1	Golden State	W 120-112	33-20
Jan. 13	Cleveland	W 97-92	9-4	Apr. 3	New Jersey	W 91-87	34-20
Jan. 14	@ L.A. Clippers	L 94-102	9-5	Apr. 4	@ L.A. Clippers	W 113-108	35-20
Jan. 16	Dallas	W 73-70	10-5	Apr. 6	Houston	L 107-112	35-21
Jan. 19	@ Miami	L 87-98	10-6	Apr. 7	@ Phoenix	L 105-125	35-22
Jan. 20	@ Orlando	L 80-92	10-7	Apr. 9	@ New Orleans	W 93-91	36-22
Jan. 22	Indiana	L 96-98	10-8	Apr. 11	@ San Antonio	W 98-84	37-22
Jan. 25	L.A. Clippers	W 96-91	11-8	Apr. 13	Denver	W 103-97	38-22
Jan. 28	@ Milwaukee	L 89-100	11-9	Apr. 15	Dallas	W 112-108(OT)	39-22
Jan. 29	@ Minnesota	W 106-101	12-9	Apr. 17	San Antonio	L 91-112	39-23
Jan. 31	Charlotte	W 106-73	13-9	Apr. 18	@ Golden State	W 99-97	40-23
Feb. 3	@ Denver	W 93-89	14-9	Apr. 20	@ San Antonio	L 97-121	40-24
Feb. 4	@ Utah	L 87-96	14-10	Apr. 22	Oklahoma City	W 114-106(2OT)	41-24
Feb. 6	@ Philadelphia	L 90-95	14-11	Apr. 26	@ Sacramento	L 96-113	41-25
Feb. 9	@ Boston	W 88-87(OT)	15-11				
Feb. 10	@ New York	L 85-92	15-12				
Feb. 12	@ Toronto	W 94-92	16-12				
Feb. 14	Atlanta	W 86-78	17-12				
Feb. 17	Phoenix	W 111-99	18-12				
Feb. 19	@ Phoenix	L 90-102	18-13				
Feb. 20	Portland	W 103-92	19-13				
Feb. 22	@ Dallas	W 96-91	20-13				
Feb. 23	@ Oklahoma City	L 85-100	20-14				
Feb. 29	Minnesota	W 104-85	21-14				
Mar. 2	Sacramento	W 115-107	22-14				
Mar. 4	Miami	W 93-83	23-14				
Mar. 6	@ Detroit	L 85-88(OT)	23-15				
Mar. 7	@ Washington	L 101-106	23-16				
Mar. 9	@ Minnesota	W 105-102	24-16				
Mar. 11	Boston	W 97-94	25-16				

* Did not finish season on Laker roster. † Totals with Lakers only.



2012-13 LOS ANGELES LAKERS



45-37 - 3RD IN PACIFIC DIVISION

Head Coach: Mike D'Antoni
Standing: Steve Blake, Jodie Meeks, Darius Morris, Chris Duhon, Steve Nash
Seated: Kobe Bryant, Antawn Jamison, Earl Clark, Dwight Howard, Pau Gasol, Robert Sacre, Jordan Hill, Devin Ebanks, Metta World Peace
Not pictured: Andrew Goudelock

2012-13 REGULAR SEASON STATISTICS / GAME-BY-GAME RESULTS

	G	Min.	FGM	FGA	Pct.	FTM	FTA	Pct.	REBOUNDS			SCORING								
									Off.	Def.	Tot.	Ast.	PF	Dq.	Stl.	TO	Blk.	Pts.	Avg.	Hl
Bryant	78	3013	738	1595	.463	525	626	.839	66	367	433	469	173	0	106	287	25	2133	27.3	47
Howard	76	2722	470	813	.578	355	721	.492	251	694	945	408	291	5	84	225	186	2296	17.1	39
Gasol	49	1655	270	579	.466	125	178	.702	111	310	421	200	93	0	24	104	61	673	13.7	26
Nash	50	1627	236	475	.497	107	116	.922	26	116	142	333	70	0	30	126	5	636	12.7	22
World Peace	75	2530	332	824	.403	124	169	.734	101	271	372	112	198	4	122	98	42	929	12.4	24
Jamison	76	1636	267	575	.464	94	136	.691	109	253	362	50	124	1	30	53	22	712	9.4	33
Meeks	78	1663	205	530	.387	86	96	.896	37	134	171	69	103	0	58	52	5	618	7.9	24
Blake	45	1175	114	270	.422	27	35	.771	21	111	132	173	83	2	34	62	6	327	7.3	24
Clark	59	1363	170	386	.440	53	76	.697	82	243	325	65	102	0	36	62	44	428	7.3	22
Hill	29	458	77	155	.497	40	61	.656	82	84	166	13	55	0	8	26	19	194	6.7	17
Morris	48	683	73	188	.388	24	37	.649	24	33	57	76	58	0	21	45	2	194	4.0	15
Ebanks	19	197	24	73	.329	11	14	.786	10	31	41	10	23	0	3	11	1	65	3.4	15
Duhon	46	820	47	123	.382	6	13	.462	11	57	68	133	56	0	20	40	1	133	2.9	14
Sacre	32	203	18	48	.375	7	11	.636	9	25	34	6	38	1	0	10	10	43	1.3	10
Goudelock	1	6	0	2	.000	0	0	---	1	0	1	0	0	0	0	0	0	0	0.0	0
Johnson-Odom*	4	6	0	2	.000	0	0	---	1	3	4	1	0	0	0	0	0	0	0.0	0

DATE	OPPONENT	BOX SCORE	W / L	DATE	OPPONENT	BOX SCORE	W / L
Oct. 30	Dallas	L 91-99	0-1	Jan. 23	@ Memphis	L 93-106	17-25
Oct. 31	@ Portland	L 106-116	0-2	Jan. 25	Utah	W 102-84	18-25
Nov. 2	L.A. Clippers	L 95-105	0-3	Jan. 27	Oklahoma City	W 105-96	19-25
Nov. 4	Detroit	W 108-79	1-3	Jan. 29	New Orleans	W 111-106	20-25
Nov. 7	@ Utah	L 86-95	1-4	Jan. 30	@ Phoenix	L 86-92	20-26
Nov. 9	Golden State	W 101-77	2-4	Feb. 1	@ Minnesota	W 111-100	21-26
Nov. 11	Sacramento	W 103-90	3-4	Feb. 3	@ Detroit	W 98-97	22-26
Nov. 13	San Antonio	L 92-84	3-5	Feb. 5	@ Brooklyn	W 92-83	23-26
Nov. 16	Phoenix	W 114-102	4-5	Feb. 7	Boston	L 95-116	23-27
Nov. 18	Houston	W 119-108	5-5	Feb. 8	@ Charlotte	W 100-93	24-27
Nov. 20	Brooklyn	W 95-90	6-5	Feb. 10	@ Miami	L 97-107	24-28
Nov. 21	@ Sacramento	L 97-113	6-6	Feb. 12	Phoenix	W 91-85	25-28
Nov. 23	@ Memphis	L 98-106	6-7	Feb. 14	L.A. Clippers	L 101-125	25-29
Nov. 24	@ Dallas	W 115-89	7-7	Feb. 20	Boston	W 113-99	26-29
Nov. 27	Indiana	L 103-113	7-8	Feb. 22	Portland	W 111-107	27-29
Nov. 30	Denver	W 122-103	8-8	Feb. 24	@ Dallas	W 103-99	28-29
Dec. 2	@ Orlando	L 103-113	8-9	Feb. 25	@ Denver	L 108-119	28-30
Dec. 4	@ Houston	L 105-107	8-10	Feb. 28	Minnesota	W 116-94	29-30
Dec. 5	@ New Orleans	W 103-87	9-10	Mar. 3	Atlanta	W 99-98	30-30
Dec. 7	@ Oklahoma City	L 108-114	9-11	Mar. 5	@ Oklahoma City	L 105-122	30-31
Dec. 9	Utah	L 110-117	9-12	Mar. 6	@ New Orleans	W 108-102	31-31
Dec. 11	@ Cleveland	L 94-100	9-13	Mar. 8	Toronto	W 118-116(OT)	32-31
Dec. 13	@ New York	L 107-116	9-14	Mar. 10	Chicago	W 90-81	33-31
Dec. 14	@ Washington	W 102-96	10-14	Mar. 12	@ Orlando	W 106-97	34-31
Dec. 16	@ Philadelphia	W 111-98	11-14	Mar. 13	@ Atlanta	L 92-96	34-32
Dec. 18	Charlotte	W 101-100	12-14	Mar. 15	@ Indiana	W 99-93	35-32
Dec. 22	@ Golden State	W 118-115(OT)	13-14	Mar. 17	Sacramento	W 113-102	36-32
Dec. 25	New York	W 100-94	14-14	Mar. 18	@ Phoenix	L 76-99	36-33
Dec. 26	@ Denver	L 114-126	14-15	Mar. 22	Washington	L 100-103	36-34
Dec. 28	Portland	W 104-87	15-15	Mar. 25	@ Golden State	L 103-109	36-35
Jan. 1	Philadelphia	L 99-103	15-16	Mar. 27	@ Minnesota	W 120-117	37-35
Jan. 4	@ L.A. Clippers	L 102-107	15-17	Mar. 28	@ Milwaukee	L 103-113	37-36
Jan. 6	Denver	L 105-112	15-18	Mar. 30	@ Sacramento	W 103-98	38-36
Jan. 8	@ Houston	L 112-125	15-19	Apr. 2	Dallas	W 101-81	39-36
Jan. 9	@ San Antonio	L 105-108	15-20	Apr. 5	Memphis	W 86-84	40-36
Jan. 11	Oklahoma City	L 101-116	15-21	Apr. 7	@ L.A. Clippers	L 95-109	40-37
Jan. 13	Cleveland	W 113-93	16-21	Apr. 9	New Orleans	W 104-96	41-37
Jan. 15	Milwaukee	W 104-88	17-21	Apr. 10	@ Portland	W 113-106	42-37
Jan. 17	Miami	L 90-99	17-22	Apr. 12	Golden State	W 118-116	43-37
Jan. 20	@ Toronto	L 103-108	17-23	Apr. 14	San Antonio	W 91-86	44-37
Jan. 21	@ Chicago	L 83-95	17-24	Apr. 17	Houston	W 99-95 (OT)	45-37

* Did not finish season on Laker roster.





27-55 - 5TH IN PACIFIC DIVISION

Head Coach: Mike D'Antoni
Standing: Jordan Farmar, MarShon Brooks, Kendall Marshall, Jodie Meeks, Steve Nash
Seated: Kobe Bryant, Wesley Johnson, Ryan Kelly, Chris Kaman, Pau Gasol, Robert Sacre, Kent Bazemore, Nick Young, Xavier Henry
Not pictured: Jordan Hill



2013-14 REGULAR SEASON STATISTICS / GAME-BY-GAME RESULTS

	G	Min.	FGM	FGA	Pct.	FTM	FTA	Pct.	REBOUNDS		Ast.	PF	Dq.	Stl.	TO	Blk.	SCORING			
									Off.	Def.							Tot.	Pts.	Avg.	Hi
Young	64	1810	387	889	.435	235	285	.825	29	137	166	95	156	2	46	95	12	1144	17.9	41
Gasol	60	1884	425	885	.480	187	254	.736	124	456	580	201	124	0	27	141	92	1041	17.4	29
Meeks	77	2556	413	892	.463	221	258	.857	30	164	194	138	119	0	11	4	1209	15.7	42	
Bryant	6	177	31	73	.425	18	21	.857	2	24	26	38	9	0	7	34	1	83	13.8	21
Bazemore†	23	643	111	246	.451	47	73	.644	5	72	77	71	60	0	31	51	7	302	13.1	23
Kaman	39	736	176	346	.509	52	68	.765	54	175	229	58	93	1	11	74	40	404	10.4	28
Farmar	41	912	151	364	.415	44	59	.746	20	84	104	199	65	0	38	95	8	416	10.1	30
Henry	43	908	144	345	.417	116	177	.655	25	89	114	51	79	0	44	57	7	432	10.0	27
Blake	72	1500	286	521	.549	124	181	.685	194	341	535	54	172	2	29	75	64	696	9.7	28
Hill*	27	891	88	233	.378	28	35	.800	8	95	103	205	49	0	34	71	2	256	9.5	19
Johnson	79	2240	277	651	.426	61	77	.792	70	278	348	124	207	1	86	90	77	715	9.1	27
M. Harris*	9	180	28	70	.400	10	12	.833	7	27	34	11	10	0	4	9	1	73	8.1	19
Kelly	59	1312	157	371	.423	110	135	.815	42	177	219	95	147	0	32	47	45	472	8.0	26
Marshall	54	1564	170	419	.406	19	36	.528	15	140	155	477	76	0	48	150	4	430	8.0	20
Nash	15	313	36	94	.383	22	24	.917	4	25	29	86	18	0	7	31	2	102	6.8	19
Brooks†	18	228	43	88	.489	18	26	.692	8	22	30	21	16	0	12	17	3	115	6.4	23
Williams*	36	751	73	192	.380	14	20	.700	25	142	167	30	93	2	19	21	30	202	5.6	20
Sacre	65	1089	143	300	.477	64	94	.681	82	172	254	51	134	2	24	44	47	350	5.4	15
E. Harris*	2	11	0	1	.000	0	0	---	1	0	1	0	0	0	1	0	0	0	0.0	0

DATE	OPPONENT	BOX SCORE	W / L	DATE	OPPONENT	BOX SCORE	W / L
Oct. 29	L.A. CLIPPERS	L 116-103	1-0	Jan. 20	@Chicago	L 100-102(OT)	16-26
Oct. 30	@Golden State	L 94-125	1-1	Jan. 23	@Miami	L 102-109	16-27
Nov. 1	SAN ANTONIO	L 85-91	1-2	Jan. 24	@Orlando	L 105-114	16-28
Nov. 3	ATLANTA	L 105-103	2-2	Jan. 26	@New York	L 103-110	16-29
Nov. 5	@Dallas	L 104-123	2-3	Jan. 28	INDIANA	L 92-104	16-30
Nov. 7	@Houston	L 99-98	3-3	Jan. 31	CHARLOTTE	L 100-110	16-31
Nov. 8	@New Orleans	L 85-96	3-4	Feb. 4	@Minnesota	L 99-109	16-32
Nov. 10	MINNESOTA	L 90-113	3-5	Feb. 5	@Cleveland	W 119-108	17-32
Nov. 12	NEW ORLEANS	W 116-95	4-5	Feb. 7	@Philadelphia	W 112-98	18-32
Nov. 13	@Denver	L 99-111	4-6	Feb. 9	CHICAGO	L 86-92	18-33
Nov. 15	MEMPHIS	L 86-89	4-7	Feb. 11	UTAH	L 79-96	18-34
Nov. 17	DETROIT	W 114-99	5-7	Feb. 13	OKLAHOMA CITY	L 103-107	18-35
Nov. 22	GOLDEN STATE	W 102-95	6-7	Feb. 19	HOUSTON	L 108-134	18-36
Nov. 24	SACRAMENTO	W 100-86	7-7	Feb. 21	BOSTON	W 101-92	19-36
Nov. 26	@Washington	L 111-116	7-8	Feb. 23	BROOKLYN	L 102-108	19-37
Nov. 27	@Brooklyn	W 99-94	8-8	Feb. 25	@Indiana	L 98-118	19-38
Nov. 29	@Detroit	W 106-102	9-8	Feb. 26	@Memphis	L 103-108	19-39
Dec. 1	PORTLAND	L 108-114	9-9	Feb. 28	SACRAMENTO	W 126-122	20-39
Dec. 6	@Sacramento	W 106-100	10-9	Mar. 3	@Portland	W 107-106	21-39
Dec. 8	TORONTO	L 94-106	10-10	Mar. 4	NEW ORLEANS	L 125-132	21-40
Dec. 10	PHOENIX	L 108-114	10-11	Mar. 6	L.A. CLIPPERS	L 94-142	21-41
Dec. 13	@Oklahoma City	L 97-122	10-12	Mar. 7	@Denver	L 126-134	21-42
Dec. 14	@Charlotte	W 88-85	11-12	Mar. 9	OKLAHOMA CITY	W 114-110	22-42
Dec. 16	@Atlanta	L 100-114	11-13	Mar. 13	@Oklahoma City	L 102-131	22-43
Dec. 17	@Memphis	W 96-92	12-13	Mar. 14	@San Antonio	L 85-119	22-44
Dec. 20	MINNESOTA	W 104-91	13-13	Mar. 19	SAN ANTONIO	L 109-125	22-45
Dec. 21	@Golden State	L 83-102	13-14	Mar. 21	WASHINGTON	L 107-117	22-46
Dec. 23	@Phoenix	L 90-117	13-15	Mar. 23	ORLANDO	W 103-94	23-46
Dec. 25	MIAMI	L 95-101	13-16	Mar. 25	NEW YORK	W 127-96	24-46
Dec. 27	@Utah	L 103-105	13-17	Mar. 27	@Milwaukee	L 105-108	24-47
Dec. 29	PHILADELPHIA	L 104-111	13-18	Mar. 28	@Minnesota	L 107-143	24-48
Dec. 31	MILWAUKEE	L 79-94	13-19	Mar. 30	PHOENIX	W 115-99	25-48
Jan. 3	UTAH	W 110-99	14-19	Apr. 1	PORTLAND	L 112-124	25-49
Jan. 5	DENVER	L 115-137	14-20	Apr. 2	@Sacramento	L 102-107	25-50
Jan. 7	@Dallas	L 97-110	14-21	Apr. 4	DALLAS	L 95-107	25-51
Jan. 8	@Houston	L 99-113	14-22	Apr. 6	@L.A. Clippers	L 97-120	25-52
Jan. 10	@L.A. Clippers	L 87-123	14-23	Apr. 8	HOUSTON	L 130-145	25-53
Jan. 14	CLEVELAND	L 118-120	14-24	Apr. 11	GOLDEN STATE	L 95-112	25-54
Jan. 15	@Phoenix	L 114-121	14-25	Apr. 13	MEMPHIS	L 90-102	25-55
Jan. 17	@Boston	W 107-104	15-25	Apr. 14	@Utah	W 119-104	26-55
Jan. 19	@Toronto	W 112-106	16-25	Apr. 16	@San Antonio	W 113-100	27-55

* Did not finish season on Laker roster. † Totals with Lakers only.



2014-15 LOS ANGELES LAKERS



21-61 - 5TH IN PACIFIC DIVISION

Head Coach: Byron Scott
Standing: Jeremy Lin, Jabari Brown, Jordan Clarkson, Kobe Bryant, Wayne Ellington, Ronnie Price
Seated: Wesley Johnson, Julius Randle, Tarik Black, Ryan Kelly, Robert Sacre, Jordan Hill, Ed Davis, Carlos Boozer, Nick Young
Not pictured: Vander Blue

2014-15 REGULAR SEASON STATISTICS / GAME-BY-GAME RESULTS

	G	Min.	FGM	FGA	Pct.	FTM	FTA	Pct.	REBOUNDS			SCORING								
									Off.	Def.	Tot.	Ast.	PF	Dq.	Stl.	TO	Blk.	Pts.	Avg.	Hi
Bryant	35	1207	266	713	.373	196	241	.813	26	173	199	197	65	0	47	128	7	782	22.3	44
Young	42	1000	174	476	.366	132	148	.892	17	79	96	41	83	0	23	44	11	563	13.4	29
Hill	70	1874	357	777	.459	124	168	.738	174	382	556	103	164	2	34	106	52	841	12.0	26
Brown	19	568	70	170	.412	64	85	.753	3	33	36	40	33	0	12	32	2	227	11.9	32
Clarkson	59	1476	267	596	.448	131	158	.829	56	135	191	206	109	1	51	96	12	703	11.9	30
Boozer	71	1692	371	743	.499	94	150	.627	111	371	482	95	184	2	41	92	12	636	11.8	28
Lin	74	1907	277	654	.424	213	268	.795	26	170	196	339	189	1	82	166	32	832	11.2	29
Blue	2	74	9	30	.300	2	5	.400	2	7	9	8	4	0	3	6	0	22	11.0	15
Ellington	65	1675	254	617	.412	52	64	.813	31	179	210	105	77	0	33	50	2	650	10.0	28
Johnson	76	2245	286	691	.414	90	112	.804	67	252	319	124	162	4	59	87	45	753	9.9	22
Buycks*	6	123	18	40	.450	9	10	.900	2	10	12	14	3	0	3	12	0	52	8.7	15
Davis	79	1840	282	469	.601	92	189	.487	230	370	600	94	202	4	49	58	98	656	8.3	20
Black†	38	803	112	190	.589	50	89	.562	84	157	241	34	102	2	13	29	22	274	7.2	18
Kelly	52	1233	104	309	.337	79	95	.832	13	133	146	92	118	1	30	37	24	332	6.4	21
Price	43	982	77	223	.345	36	45	.800	19	50	69	65	118	2	67	52	4	221	5.1	18
Sacre	67	1133	126	306	.412	55	82	.671	89	144	233	155	121	1	28	36	43	307	4.6	13
Henry*	9	86	3	13	.231	14	24	.583	2	2	4	3	6	0	3	3	0	20	2.2	8
Randle	1	14	1	3	.333	0	2	.000	0	0	0	1	1	0	0	1	0	2	2.0	2

DATE	OPPONENT	BOX SCORE	W / L	DATE	OPPONENT	BOX SCORE	W / L
Oct. 28	HOUSTON	L 90-108	0-1	Jan. 19	@Phoenix	L 100-115	12-30
Oct. 29	@Phoenix	L 99-119	0-2	Jan. 21	@New Orleans	L 80-96	12-31
Oct. 31	L.A. CLIPPERS	L 111-118	0-3	Jan. 23	@San Antonio	L 85-99	12-32
Nov. 1	@Golden State	L 104-127	0-4	Jan. 25	HOUSTON	L 87-99	12-33
Nov. 4	PHOENIX	L 106-112	0-5	Jan. 27	WASHINGTON	L 92-98	12-34
Nov. 9	CHARLOTTE	W 107-92	1-5	Jan. 29	CHICAGO	W 123-118(2OT)	13-34
Nov. 11	@Memphis	L 102-107	1-6	Feb. 1	@New York	L 80-92	13-35
Nov. 12	@New Orleans	L 102-109	1-7	Feb. 4	@Milwaukee	L 105-113(OT)	13-36
Nov. 14	SAN ANTONIO	L 80-93	1-8	Feb. 6	@Orlando	L 97-103(OT)	13-37
Nov. 16	GOLDEN STATE	L 115-136	1-9	Feb. 8	@Cleveland	L 105-120	13-38
Nov. 18	@Atlanta	W 114-109	2-9	Feb. 10	DENVER	L 96-106	13-39
Nov. 19	@Houston	W 98-92	3-10	Feb. 11	@Portland	L 86-102	13-40
Nov. 21	@Dallas	L 106-140	3-11	Feb. 20	BROOKLYN	L 105-114	13-41
Nov. 23	DENVER	L 94-101(OT)	3-12	Feb. 22	BOSTON	W 118-111(OT)	14-41
Nov. 26	MEMPHIS	L 93-99	3-12	Feb. 25	@Utah	L 100-97	15-41
Nov. 28	MINNESOTA	L 119-120	3-13	Feb. 27	MILWAUKEE	W 101-93	16-41
Nov. 30	TORONTO	W 129-122(OT)	4-13	Mar. 1	OKLAHOMA CITY	L 101-108	16-42
Dec. 2	@Detroit	W 106-96	5-13	Mar. 3	@Charlotte	L 103-104	16-43
Dec. 3	@Washington	L 95-111	5-14	Mar. 4	@Miami	L 94-100	16-44
Dec. 5	@Boston	L 96-113	5-15	Mar. 6	@Memphis	L 90-97	16-45
Dec. 7	NEW ORLEANS	L 87-104	5-16	Mar. 8	DALLAS	L 93-100	16-46
Dec. 9	SACRAMENTO	W 98-95	6-16	Mar. 10	DETROIT	W 93-85	17-46
Dec. 12	@San Antonio	W 112-110(OT)	7-16	Mar. 12	NEW YORK	L 94-101	17-47
Dec. 14	@Minnesota	W 100-94	8-16	Mar. 15	ATLANTA	L 86-91	17-48
Dec. 15	@Indiana	L 91-110	8-17	Mar. 16	@Golden State	L 105-108	17-49
Dec. 19	OKLAHOMA CITY	L 103-104	8-18	Mar. 19	UTAH	L 73-80	17-50
Dec. 21	@Sacramento	L 101-108	8-19	Mar. 22	PHILADELPHIA	W 101-87	18-50
Dec. 23	GOLDEN STATE	W 115-105	9-19	Mar. 24	@Oklahoma City	L 117-127	18-51
Dec. 25	@Chicago	L 93-113	9-20	Mar. 25	@Minnesota	W 101-99(OT)	19-51
Dec. 26	@Dallas	L 98-102	9-21	Mar. 27	@Toronto	L 83-94	19-52
Dec. 28	PHOENIX	L 107-116	9-22	Mar. 29	@Brooklyn	L 99-107	19-53
Dec. 30	@Denver	W 111-103	10-22	Mar. 30	@Philadelphia	W 113-111(OT)	20-53
Jan. 2	MEMPHIS	L 106-109	10-23	Apr. 1	NEW ORLEANS	L 92-113	20-54
Jan. 4	INDIANA	W 88-87	11-23	Apr. 3	PORTLAND	L 77-107	20-55
Jan. 5	@Portland	L 94-98	11-24	Apr. 5	L.A. CLIPPERS	L 78-106	20-56
Jan. 7	@L.A. Clippers	L 89-114	11-25	Apr. 7	@L.A. Clippers	L 100-105	20-57
Jan. 9	ORLANDO	W 101-84	12-25	Apr. 8	@Denver	L 101-119	20-58
Jan. 11	PORTLAND	L 94-106	12-26	Apr. 10	MINNESOTA	W 105-98	21-58
Jan. 13	MIAMI	L 75-78	12-27	Apr. 12	DALLAS	L 106-120	21-59
Jan. 15	CLEVELAND	L 102-109	12-28	Apr. 13	@Sacramento	L 92-102	21-60
Jan. 16	@Utah	L 85-94	12-29	Apr. 15	SACRAMENTO	L 99-122	21-61



2015-16 LOS ANGELES LAKERS



17-65 - 5TH IN PACIFIC DIVISION

Head Coach: Byron Scott
Standing: Lou Williams, D'Angelo Russell, Jordan Clarkson, Kobe Bryant, Anthony Brown, Marcelo Huertas
Seated: Metta World Peace, Julius Randle, Tarik Black, Ryan Kelly, Robert Sacre, Roy Hibbert, Brandon Bass, Larry Nance Jr., Nick Young



2015-16 REGULAR SEASON STATISTICS / GAME-BY-GAME RESULTS

	G	GS	Min.	FGM	FGA	Pct.	3-Point FG		FTM	FTA	Pct.	REBOUNDS			Ast.	PF	Dq.	Stl.	TO	Blk.	SCORING		
							FGM	FGA				Off.	Def.	Tot.							Pts.	Avg	
Bryant	66	66	1863	398	1113	.358	133	467	.285	232	281	.826	41	206	247	184	115	0	62	129	13	1161	17.6
Clarkson	79	79	2532	475	1098	.433	111	320	.347	164	204	.804	93	220	313	192	168	1	88	135	7	1225	15.5
Williams	67	35	1907	283	693	.408	110	320	.344	352	424	.830	31	128	169	167	107	1	62	107	19	1028	15.3
Russell	80	48	2259	392	956	.410	130	370	.351	140	190	.737	47	227	274	266	142	0	93	192	13	1054	13.2
Randle	81	60	2286	358	835	.429	10	36	.278	193	270	.715	172	657	829	144	242	2	53	149	29	919	11.3
Young	54	2	1033	126	372	.339	77	237	.325	63	76	.829	14	83	97	34	50	0	23	30	7	392	7.3
Bass	66	0	1342	174	317	.549	0	2	.000	125	148	.845	104	181	285	74	125	1	33	42	55	473	7.2
Hibbert	81	81	1878	182	411	.443	0	2	.000	117	145	.807	132	266	398	95	252	3	32	76	110	481	5.9
Nance	63	22	1266	158	300	.527	1	10	.100	32	47	.681	101	211	312	44	124	0	54	41	23	349	5.5
World Peace	35	5	590	55	177	.311	26	84	.310	40	57	.702	19	70	89	27	67	1	22	15	11	176	5.0
Huertas	53	0	869	97	230	.422	16	61	.262	27	29	.931	18	72	90	182	76	0	26	80	7	237	4.5
Kelly	36	0	470	55	149	.369	5	37	.135	37	54	.685	21	100	121	20	39	0	13	18	10	152	4.2
A. Brown	29	11	599	39	126	.310	20	70	.286	17	20	.850	9	61	70	19	34	0	14	15	5	115	4.0
Sacre	25	1	320	31	75	.413	0	0	---	25	38	.658	32	40	72	14	43	1	4	12	10	87	3.5
Black	39	0	496	57	104	.548	0	0	---	19	45	.422	44	113	157	16	78	0	14	22	18	133	3.4

DATE	OPPONENT	BOX SCORE	W / L	DATE	OPPONENT	BOX SCORE	W / L
Oct 28	Minnesota	L 111-112	0-1	Jan 16	@ Utah	L 82-109	9-33
Oct 30	@ Sacramento	L 114-132	0-2	Jan 17	Houston	L 95-112	9-34
Nov 1	Dallas	L 93-103	0-3	Jan 20	Sacramento	L 93-112	9-35
Nov 3	Denver	L 109-120	0-4	Jan 22	San Antonio	L 95-108	9-36
Nov 6	@ Brooklyn	W 104-98	1-4	Jan 23	@ Portland	L 103-121	9-37
Nov 8	@ New York	L 95-99	1-5	Jan 26	Dallas	L 90-92	9-38
Nov 10	@ Miami	L 88-101	1-6	Jan 28	Chicago	L 91-114	9-39
Nov 11	@ Orlando	L 99-101	1-7	Jan 29	@ L.A. Clippers	L 93-105	9-40
Nov 13	@ Dallas	L 82-90	1-8	Jan 31	Charlotte	L 82-101	9-41
Nov 15	Detroit	W 97-85	2-8	Feb 2	Minnesota	W 119-115	10-41
Nov 16	@ Phoenix	L 101-120	2-9	Feb 4	@ New Orleans	W 99-96	11-41
Nov 20	Toronto	L 91-102	2-10	Feb 6	@ San Antonio	L 102-106	11-42
Nov 22	Portland	L 93-107	2-11	Feb 8	@ Indiana	L 87-89	11-43
Nov 24	@ Golden State	L 77-111	2-12	Feb 10	@ Cleveland	L 111-120	11-44
Nov 28	@ Portland	L 96-108	2-13	Feb 19	San Antonio	L 113-119	11-45
Nov 29	Indiana	L 103-107	2-14	Feb 21	@ Chicago	L 115-126	11-46
Dec 1	@ Philadelphia	L 91-103	2-15	Feb 22	@ Milwaukee	L 101-108	11-47
Dec 2	@ Washington	W 108-104	3-15	Feb 24	@ Memphis	L 119-128	11-48
Dec 4	@ Atlanta	L 87-100	3-16	Feb 26	Memphis	L 95-112	11-49
Dec 6	@ Detroit	L 91-111	3-17	Mar 1	Brooklyn	W 107-101	12-49
Dec 7	@ Toronto	L 93-102	3-18	Mar 2	@ Denver	L 107-117	12-50
Dec 9	@ Minnesota	L 122-123 (OT)	3-19	Mar 4	Atlanta	L 77-106	12-51
Dec 11	@ San Antonio	L 87-109	3-20	Mar 6	Golden State	W 112-95	13-51
Dec 12	@ Houston	L 97-126	3-21	Mar 8	Orlando	W 107-98	14-51
Dec 15	Milwaukee	W 113-95	4-21	Mar 10	Cleveland	L 108-120	14-52
Dec 17	Houston	L 87-107	4-22	Mar 13	New York	L 87-90	14-53
Dec 19	@ Oklahoma City	L 78-118	4-23	Mar 15	Sacramento	L 98-106	14-54
Dec 22	@ Denver	W 111-107	5-23	Mar 18	Phoenix	L 90-95	14-55
Dec 23	Oklahoma City	L 85-120	5-24	Mar 22	Memphis	W 107-100	15-55
Dec 25	L.A. Clippers	L 84-94	5-25	Mar 23	@ Phoenix	L 107-119	15-56
Dec 27	@ Memphis	L 96-112	5-26	Mar 25	Denver	L 105-116	15-57
Dec 28	@ Charlotte	L 98-108	5-27	Mar 27	@ Washington	L 88-101	15-58
Dec 30	@ Boston	W 112-104	6-27	Mar 28	@ Utah	L 75-123	15-59
Jan 1	Philadelphia	W 93-84	7-27	Mar 30	Miami	W 102-100 (OT)	16-59
Jan 3	Phoenix	W 97-77	8-27	Apr 3	Boston	L 100-107	16-60
Jan 5	Golden State	L 88-109	8-28	Apr 5	@ L.A. Clippers	L 81-103	16-61
Jan 7	@ Sacramento	L 115-118	8-29	Apr 6	L.A. Clippers	L 81-91	16-62
Jan 8	Oklahoma City	L 113-117	8-30	Apr 8	@ New Orleans	L 102-110	16-63
Jan 10	Utah	L 74-86	8-31	Apr 10	@ Houston	L 110-130	16-64
Jan 12	New Orleans	W 95-91	9-31	Apr 11	@ Oklahoma City	L 79-112	16-65
Jan 14	@ Golden State	L 98-116	9-32	Apr 13	Utah	W 101-96	17-65





2016-17 LOS ANGELES LAKERS



26-56 - 4TH IN PACIFIC DIVISION

Head Coach: Luke Walton
Standing: Tyler Ennis, Metta World Peace, Nick Young, Jordan Clarkson, D'Angelo Russell, Luol Deng
Seated: Julius Randle, Tarik Black, Brandon Ingram, Timofey Mozgov, Ivica Zubac, Thomas Robinson, Corey Brewer, Larry Nance Jr.

2016-17 REGULAR SEASON STATISTICS / GAME-BY-GAME RESULTS

	G	GS	Min.	FGM	FGA	Pct.	3-Point FG				REBOUNDS				SCORING								
							FGM	FGA	Pct.	FTM	FTA	Pct.	Off.	Def.	Tot.	Ast.	PF	Dq.	Stl.	TO	Blk.	Pts.	Avg
Williams*	58	1	1403	326	734	.444	122	317	.385	304	344	.884	14	118	132	183	67	0	65	120	11	1078	18.6
Russell	63	60	1811	351	867	.405	135	384	.352	147	188	.782	31	190	221	303	130	1	87	176	16	984	15.6
Clarkson	82	19	2397	477	1071	.445	117	356	.329	134	168	.798	49	197	246	213	150	0	89	164	8	1205	14.7
Young	60	60	1556	272	633	.430	170	421	.404	77	90	.856	25	113	138	58	137	0	37	36	14	791	13.2
Randle	74	73	2132	377	774	.487	17	63	.270	204	282	.723	151	486	637	264	248	2	49	173	37	975	13.2
Ingram	79	40	2279	276	686	.402	55	187	.284	133	214	.621	60	258	316	166	158	1	49	116	36	740	9.4
Deng	56	49	1486	164	424	.387	51	165	.309	46	63	.730	63	232	295	74	61	0	48	43	20	425	7.6
Zubac	38	11	609	126	238	.529	0	1	.000	32	49	.653	41	118	159	30	66	0	14	30	33	284	7.5
Mozgov	54	52	1104	169	328	.515	0	1	.000	63	78	.808	104	160	264	43	133	2	16	72	31	401	7.4
Nance	63	7	1442	190	361	.526	10	36	.278	59	80	.738	120	249	369	96	149	0	82	56	39	449	7.1
Nwaba	20	2	397	47	81	.580	1	5	.200	25	39	.641	17	46	63	14	36	0	12	11	7	120	6.0
Black	67	16	1091	150	293	.512	1	2	.500	82	109	.752	143	199	342	39	173	1	30	58	44	383	5.7
Robinson	48	1	560	105	196	.536	0	1	.000	31	66	.470	84	139	223	31	76	0	26	46	9	241	5.0
Brewer †	24	3	358	53	121	.438	5	24	.208	18	24	.750	11	41	52	36	29	0	24	19	8	129	5.4
Ennis †	22	2	392	65	144	.451	21	54	.389	19	22	.864	5	21	26	52	29	0	19	21	2	170	7.7
Calderon*	24	11	292	32	77	.416	12	34	.353	4	4	1.000	8	34	42	51	22	0	7	26	1	80	3.3
Huertas †	23	1	237	25	68	.368	4	19	.211	9	17	.529	2	22	24	52	16	0	10	19	2	63	2.7
World Peace	25	2	160	19	68	.279	9	38	.237	10	16	.625	2	15	20	11	18	0	10	7	2	57	2.3

DATE	OPPONENT	BOX SCORE	W / L	DATE	OPPONENT	BOX SCORE	W / L		
Oct 26	Houston	W	120-114	1-0	Jan 10	Portland	L	87-108	15-27
Oct 28	@ Utah	L	89-96	1-1	Jan 12	@ San Antonio	L	94-134	15-28
Oct 30	@ Oklahoma City	L	96-113	1-2	Jan 14	@ L.A. Clippers	L	97-113	15-29
Nov 1	@ Indiana	L	108-115	1-3	Jan 15	Detroit	L	97-102	15-30
Nov 2	@ Atlanta	W	123-116	2-3	Jan 17	Denver	L	121-127	15-31
Nov 4	Golden State	W	117-97	3-3	Jan 20	Indiana	W	108-95	16-31
Nov 6	Phoenix	W	119-108	4-3	Jan 22	@ Dallas	L	73-122	16-32
Nov 8	Dallas	L	97-109	4-4	Jan 25	@ Portland	L	98-105	16-33
Nov 10	@ Sacramento	W	101-91	5-4	Jan 26	@ Utah	L	88-96	16-34
Nov 12	@ New Orleans	W	126-99	6-4	Jan 31	Denver	W	120-116	17-34
Nov 13	@ Minnesota	L	99-125	6-5	Feb 2	@ Washington	L	108-116	17-35
Nov 15	Brooklyn	W	125-118	7-5	Feb 3	@ Boston	L	107-113	17-36
Nov 18	San Antonio	L	107-116	7-6	Feb 6	@ New York	W	121-107	18-36
Nov 20	Chicago	L	110-118	7-7	Feb 8	@ Detroit	L	102-121	18-37
Nov 22	Oklahoma City	W	111-109	8-7	Feb 10	@ Milwaukee	W	122-114	19-37
Nov 23	@ Golden State	L	106-149	8-8	Feb 14	Sacramento	L	96-97	19-38
Nov 25	Golden State	L	85-109	8-9	Feb 15	@Phoenix	L	101-137	19-39
Nov 27	Atlanta	W	109-94	9-9	Feb 24	@ Oklahoma City	L	93-110	19-40
Nov 29	@ New Orleans	L	88-105	9-10	Feb 26	San Antonio	L	98-119	19-41
Nov 30	@ Chicago	W	96-90	10-10	Feb 28	Charlotte	L	104-109	19-42
Dec 2	@ Toronto	L	80-113	10-11	Mar 3	Boston	L	95-115	19-43
Dec 3	@ Memphis	L	100-103	10-12	Mar 5	New Orleans	L	97-105	19-44
Dec 5	Utah	L	101-107	10-13	Mar 7	@ Dallas	L	111-122	19-45
Dec 7	@ Houston	L	95-134	10-14	Mar 9	@ Phoenix	W	122-110	20-45
Dec 9	Phoenix	L	115-119	10-15	Mar 12	Philadelphia	L	116-118	20-46
Dec 11	New York	L	112-118	10-16	Mar 13	@ Denver	L	101-129	20-47
Dec 12	@ Sacramento	L	92-116	10-17	Mar 15	@ Houston	L	100-139	20-48
Dec 14	@ Brooklyn	L	97-107	10-18	Mar 17	Milwaukee	L	103-107	20-49
Dec 16	@ Philadelphia	W	100-89	11-18	Mar 19	Cleveland	L	120-125	20-50
Dec 17	@ Cleveland	L	108-119	11-19	Mar 21	L.A. Clippers	L	109-133	20-51
Dec 20	@ Charlotte	L	113-117	11-20	Mar 24	Minnesota	W	130-119 (OT)	21-51
Dec 22	@ Miami	L	107-115	11-21	Mar 26	Portland	L	81-97	21-52
Dec 23	@ Orlando	W	90-109	11-22	Mar 28	Washington	L	108-119	21-53
Dec 25	@ L.A. Clippers	W	111-102	12-22	Mar 30	@ Minnesota	L	104-119	21-54
Dec 27	Utah	L	100-102	12-23	Apr 1	@L.A. Clippers	L	104-115	21-55
Dec 29	Dallas	L	89-101	12-24	Apr 2	Memphis	W	108-103	22-55
Jan 1	Toronto	L	114-123	12-25	Apr 5	@ San Antonio	W	102-95	23-55
Jan 3	Memphis	W	116-102	13-25	Apr 7	Sacramento	W	98-94	24-55
Jan 5	@ Portland	L	109-118	13-26	Apr 9	Minnesota	W	110-109	25-55
Jan 6	Miami	W	127-100	14-26	Apr 11	New Orleans	W	108-96	26-55
Jan 8	Orlando	W	111-95	15-26	Apr 12	@ Golden State	L	94-109	26-56



LAKERS ALL-TIME DRAFT CHOICES

Early draft records are incomplete, so until 1956, players are listed in the order in which they were selected. Round & overall selection indicated for each player thereafter.

1948

- | | |
|-------------------|-------------------|
| 1. Cliff Crandall | Oregon St. |
| - Arnie Ferrin | Utah |
| - Earl Gardner | DePauw |
| - Dee Gibson | Western Kentucky |
| - Chuck Hanger | California |
| - Ken Jastrow | Denver |
| - Bob Lowther | Louisiana St. |
| - Junior Skogland | Gustavus Adolphus |
| - Quentin Stinson | Southern Illinois |
| - Johnny Orr | Beloit |

1949

- | | |
|-------------------|----------|
| 1. Vern Mikkelsen | Hamline |
| - Bob Harrison | Michigan |

1950

- | | |
|------------------|-----------------------|
| 1. Kevin O'Shea | Notre Dame |
| - Hal Haskins | Hamline |
| - Howie Williams | Purdue |
| - Bud Grant | Minnesota |
| - Ed Beach | West Virginia |
| - Wayne Glasgow | Oklahoma |
| - Joe Hutton | Hamline |
| - Newt Benson | Wisconsin-River Falls |
| - Jim Reilly | Swarthmore |
| - Andy Butchko | Purdue |

1951

- | | |
|------------------|---------------|
| 1. Whitey Skoog | Minnesota |
| - Lew Hitch | Kansas St. |
| - Bob Payne | Oregon St. |
| - Gale McArthur | Oklahoma A&M |
| - Leo Vander Kuy | Michigan |
| - Deward Dopson | Arkansas Tech |
| - Ed Head | Kansas St. |

1952

- | | |
|--------------------|----------------------|
| 1. Tom Ackerman | West Liberty |
| - Jim Bishop | Mississippi Southern |
| - Rod Fletcher | Illinois |
| - Cliff Haag | Wyoming |
| - Jim Holstein | Cincinnati |
| - Bob Holt | Tulane |
| - Tom Katsmpalis | Eastern Illinois |
| - Clyde Lovellette | Kansas |
| - Dick Means | Minnesota |
| - Dwight Morrison | USC |
| - Carl McNulty | Purdue |
| - Ed Ramirez | Centenary |
| - Don Schneider | Arizona |
| - Gene Smith | Xavier (Ohio) |
| - Gene Smith | Huron |
| - Homer Spain | Union (Tenn.) |
| - John Wallesea | Memphis St. |

1953

- | | |
|----------------------|-----------------|
| 1. Jim Fritsche | Hamline |
| - Ron Feiereisel | DePaul |
| - Hartly Kruger | Idaho |
| - Ken Flowers | USC |
| - Zippy Morocco | Georgia |
| - Pete Silas | Georgia Tech |
| - Lloyd Olmstead | Cornell (Iowa) |
| - Joe Richey | Brigham Young |
| - Hank Budde | Xavier (Ohio) |
| - Walt Kearns | Arkansas |
| - Bill Chambers | William & Mary |
| - Harold Christensen | Brigham Young |
| - Bob Gelle | Minnesota |
| - Lloyd Thorgaard | Hamline |
| - Bob Gussner | Hamline |
| - Chuck Wolfe | North Dakota |
| - Doug Atkins | Tennessee |
| - Roger Kuss | River Falls St. |

1954

- | | |
|------------------|----------------------|
| 1. Ed Kalafat | Minnesota |
| - Al Bianchi | Bowling Green |
| - Don Lance | Rice |
| - Gene Schwinger | Rice |
| - Buzz Bennett | Minnesota |
| - Nick Revert | Mississippi Southern |
| - Dan Finch | Vanderbilt |
| - Bob Hopkins | Pasadena |
| - Dick Garmaker | Minnesota |
| - John Blever | Northwestern |

1955

- | | |
|-----------------|----------------------|
| 1. Bill Banks | SW Texas |
| - Don Boldebeck | Houston |
| - Dick Boushka | St. Louis |
| - Don Bragg | UCLA |
| - Dick Garmaker | Minnesota |
| - K.C. Jones | San Francisco |
| - Chuck Mencil | Minnesota |
| - John Miller | Ohio St. |
| - Jim Scott | West Texas |
| - Bill Warden | North Central (Ill.) |
| - O'Neal Weaver | Midwestern (Tex.) |

1956

- | | |
|------------------|----------------------|
| 1. Elgin Baylor | Seattle |
| - Jim Paxson | Dayton |
| - Terry Rand | Marquette |
| - Jerry Bird | Kentucky |
| - Lloyd Aubrey | Notre Dame |
| - Bill Reigel | McNeese St. |
| - Phil Jordon | Whitworth |
| - John Barber | Cal St. Los Angeles |
| - Sam Jones | North Carolina Coll. |
| - Jim Springer | Gustavus Adolphus |
| - Phil Grawmeyer | Kentucky |
| - Robert Hodgson | Wichita |
| - Carl Widseth | Tennessee |
| - John Patzward | Gustavus Adolphus |

1957

- | | | |
|--------------------|-----------------|------|
| 1. Jim Krebs | SMU | (3) |
| 2. Harvey Schmidt | Illinois | (11) |
| 3. Jim Spivey | SE Oklahoma | (19) |
| 4. George Brown | Wayne St. | (27) |
| 5. Gary Thompson | Iowa St. | (35) |
| 6. Phil Murrell | Drake | (43) |
| 7. George Ferguson | Michigan | (51) |
| 8. John Heaven | North Dakota | (58) |
| 9. Jim Sutton | N. Dakota St. | (65) |
| 10. Gordon Fosness | Dakota Wesleyan | (71) |

1958

- | | | |
|----------------------|-------------------|------|
| 1. Elgin Baylor | Seattle | (1) |
| 2. Steve Hamilton | Morehead St. | (9) |
| 3. Alex Ellis | Niagara | (16) |
| 4. George Kline | Minnesota | (24) |
| 5. Quitman Sullins | Murray St. | (32) |
| 6. Al Inniss | St. Francis (NY) | (40) |
| 7. Jim Bond | Pasadena | (48) |
| 8. Ed Brinkley | Clemson | (56) |
| 9. Joe Hobbs | Florida | (63) |
| 10. Shorty Patterson | Gustavus Adolphus | (69) |
| 11. Hal Duffy | Oregon | (74) |
| 12. Gary Simmons | Idaho | (78) |
| 13. Jerry Alcom | Fresno St. | (82) |

1959

- | | | |
|----------------------|-------------------|------|
| 1. Tom Hawkins | Notre Dame | (3) |
| 2. Rudy LaRusso | Dartmouth | (10) |
| 3. Bob Smith | West Virginia | (18) |
| 4. Wilson Eison | Purdue | (26) |
| 5. Bobby Joe Mason | Bradley | (34) |
| 6. Jim Henry | Vanderbilt | (42) |
| 7. Charley Grote | Georgetown (Ky.) | (50) |
| 8. Leon Hill | Texas Tech | (57) |
| 9. Jim Mudd | N. Texas St. | (63) |
| 10. Roger Johnson | Minnesota | (69) |
| 11. Jack Evans | Superior St. | (75) |
| 12. Vern Baggenstoss | St. Cloud St. | (79) |
| 13. Dwayne Smith | Gustavus Adolphus | (81) |

1960

- | | | |
|---------------------|---------------|------|
| 1. Jerry West | West Virginia | (2) |
| 3. Jim Hagen | Tenn. Tech | (18) |
| 4. Wally Frank | Kansas St. | (26) |
| 5. George Farley | Cornell | (34) |
| 6. Bobby Goodall | Tulsa | (42) |
| 7. Howard Jollif | Ohio | (50) |
| 8. John Werhas | USC | (57) |
| 9. Claude Lefevre | Gonzaga | (64) |
| 10. Dick Harvey | Creighton | (70) |
| 11. Sterling Forbes | Pepperdine | (75) |
| 12. Willie Jones | American | (79) |

1961

- | | | |
|---------------------|-------------|------|
| 1. Wayne Yates | Memphis St. | (5) |
| 2. Fred Sawyer | Louisville | (13) |
| 3. Frank Burgess | Gonzaga | (27) |
| 4. Charles Hanke | Missouri | (36) |
| 5. Bill Lickert | Kentucky | (45) |
| 6. Bill McClintock | California | (54) |
| 7. Albert Alamanza | Texas | (63) |
| 8. Bill Ellis | UCLA | (72) |
| 9. Carl Anderson | Oregon St. | (80) |
| 10. Robert Williams | Hancock | (87) |
| 11. Howard Hurst | Duke | (95) |



LAKERS ALL-TIME DRAFT CHOICES

1962

1. Leroy Ellis St. Johns (6)
2. Gene Wiley Wichita St. (15)
3. John Greene UCLA (24)
4. Jan Loudermilk SMU (33)
5. Art Whisnant S. Carolina (42)
6. Buck Keller Virginia Tech (51)
8. Bill Garner Oregon St. (70)
9. Bill Matson Minnesota (79)

1963

1. Roger Strickland Jacksonville (7)
2. Jim King Tulsa (13)
2. Mel Gibson W. Carolina (16)
3. Lyle Harger Houston (25)
4. Layton Johns Auburn (34)
5. Larry Jones Toledo (43)
6. Warren Slade Westminster (52)
7. Gordie Martin USC (62)

1964

1. Walt Hazzard UCLA (1)
2. Cotton Nash Kentucky (14)
3. Tom Does Stanford (23)
4. Henry Finkel Dayton (32)
5. John Savage N. Texas St. (41)
6. Troy Collier Utah St. (50)
7. Steve Anstett Portland (59)
9. Jay Buckley Duke (68)

1965

1. Gail Goodrich UCLA (3)
2. John Fairchild BYU (15)
3. Jim Caldwell Georgia Tech (24)
4. Brooks Henderson Florida (33)
5. A.W. Davis Tennessee (42)
6. Theo Cruze Seattle (48)
7. Dwayne Cruze Idaho St. (57)
8. George Unsel Kansas (68)
9. Marbert Pratt Dillard (75)
10. Don Rae Montana St. (81)
11. Bob Andrews Alabama (87)

1966

1. Jerry Chambers Utah (7)
2. Henry Finkel Dayton (17)
3. John Block USC (27)
4. Archie Clark Minnesota (37)
5. Stan Washington Michigan St. (48)
6. Keith Thomas Vanderbilt (57)
7. Tab Jackson Idaho College (66)
8. John Wetzel Virginia Tech (76)
9. Julian Hammond Tulsa (83)
10. Mike Rooney Oklahoma (90)
11. George Grams Purdue (97)

1967

2. Randy Mahaffey Clemson (16)
3. Dwight Smith W. Kentucky (23)
4. Cliff Anderson St. Josephs (35)
5. Joe Allen Bradley (47)
6. Gary Keller Florida (59)
7. Jamie Thompson Wichita (71)
8. Don Carlos Otterbein (83)
9. Jay McMillan Maryland (94)
10. Don Kruze Houston (105)
11. Nick Pino Kansas St. (116)
12. Ben Monroe New Mexico (127)
13. Gary Jones Iowa (137)

1968

1. Bill Hewitt USC (11)
4. Ed Biedenback N. Carolina St. (45)
5. Lou Shepard SW Missouri St. (59)
6. Nick Pino Kansas St. (73)
7. Dennis Hrcka Hillsdale (87)
8. John Smith USC (101)
9. George Stone Marshall (115)
10. Charles Alford E. Carolina (129)
11. Harry Singletary Presbyterian (142)
12. Reggie Lacefield W. Michigan (155)
13. Harvey Mumford Montana St. (167)
14. John Godfrey Abilene Christ. (178)
15. John Baum Temple (187)
16. Mike Eberle Wyoming (195)

1969

1. Willie McCarter Drake (12)
1. Rick Roberson Cincinnati (15)
2. Dick Garrett S. Illinois (27)
5. Wilber Jones Albany St. (69)
6. Dick Grubar N. Carolina (83)
7. Kari Limbo BYU (97)
8. Joe Smith Oklahoma St. (111)
9. Jim Smith N. Illinois (125)
10. Phil Argento Kentucky (139)
11. Ron Peret Texas A&M (153)
12. Jack Gillespie Montana St. (166)
13. Mallory Chestnutt Tuskegee (178)
14. Mack Calvin USC (187)

1970

1. Jim McMillan Columbia (13)
2. Earnest Killum Stetson (30)
4. Larry Mikan Minnesota (64)
5. John Fultz Rhode Island (81)
6. Jerry Kroll Davidson (98)
7. W. Woods E. Kentucky (115)
8. Rick Mount Purdue (132)
9. Bobby Sands Pepperdine (149)
10. Kindell Stephens Fisk (166)
11. Bob Duklet Boston College (181)
12. Dewey Varner Tuskegee (192)
13. Garry Elliott Washington (202)
14. Ron Sanford New Mexico (212)
15. Will Teague Youngstown (221)
16. Pete Walthour Fort Valley (228)
17. Bob Thate Occidental (233)

1971

1. Jim Clemons Ohio St. (13)
4. Roger Brown Kansas (64)
5. Lee Dedmon N. Carolina (81)
6. Bill Brickhouse Montana St. (98)
7. Gene Gathers Bradley (115)
8. Luke Adams Lamar Tech (132)
9. Bob Cheeks Whittier (148)
10. Cliff Moseley Quinnipiac (164)

1972

1. Travis Grant Kentucky St. (13)
2. Jim Price Louisville (16)
2. Paul Stovall Arizona St. (22)
3. Gregg Northington Ala. St. (47)
5. Glen Summers Cannon (80)
6. Sam Simmons Bradley (97)

1973

1. Kermit Washington American (5)
2. Bill Schaeffer St. Johns (23)
2. Jim Chones Marquette (31)
2. John Perry Pan American (34)
4. Larry Finch Memphis St. (68)
5. Kresimer Cosic BYU (84)
6. David Brent Jacksonville (102)
7. Nate Hawthorne S. Illinois (118)
8. Roy McPipe E. Montana (136)

1974

1. Brian Winters S. Carolina (12)
2. Bill Knight Pittsburgh (21)
3. Jim Bradley N. Illinois (48)
4. Ron de Vries Illinois St. (67)
5. Seymour Reed Bradley (84)
6. Billy Morris St. Louis (103)
7. Dennis Van Zant Azusa Pacific (120)
8. Bob Florence UNLV (139)

1975

1. David Meyers UCLA (2)
1. Junior Bridgeman Louisville (8)
4. C.J. Kupec Michigan (56)
5. Charles Russell Alabama (74)
6. Don Ford UCSB (92)
7. Rick Suttle Kansas (110)
8. Mike Cashman Willamette (128)

1976

2. Earl Tatum Marquette (21)
3. Mike Dabney Rutgers (36)
3. Tom Abernathy Indiana (43)
4. Wayman Britt Michigan (60)
6. Ed Schweitzer Stanford (95)
7. Tom Lipsey Cal St. L.A. (113)
8. Ed Gregg Utah St. (132)
9. David Pickett Northeast (151)

1977

1. Kenny Carr N. Carolina St. (6)
1. Brad Davis Maryland (15)
1. Norm Nixon Duquesne (22)
3. James Edwards Washington (46)
4. Tony Robertson West Virginia (88)
5. John Robinson Michigan (110)
6. Grove Woolard Murray St. (131)
7. Lars Hansen Washington (151)
8. Art Allen Pepperdine (170)

1978

2. Ron Carter VMI (26)
2. Lew Massey NC Charlotte (38)
3. Michael Cooper New Mexico (60)
4. Harold Robertson Lincoln (82)
5. Carlos Terry Winston-Salem (104)
6. Kim Stewart Washington (126)
7. Larry Paige Colorado St. (147)

1979

1. Earvin Johnson Michigan St. (1)
1. Brad Holland UCLA (14)
2. Oliver Mack E. Carolina (25)
2. Victor King Louisiana Tech (39)
2. Mark Young Fairfield (41)
3. Walter Daniels Georgia (60)
4. Ray White Mississippi St. (79)
4. Ricky Reed Temple (81)



LAKERS ALL-TIME DRAFT CHOICES

1980

2. Wayne Robinson	Virginia Tech	(31)
2. Butch Carter	Indiana	(37)
4. Tony Jackson	Florida St.	(87)
4. Ron Baxter	Texas	(91)
5. Rick Raivio	Portland	(114)
6. Odis Boddie	N. Alabama	(137)
7. Charles Davis	Vanderbilt	(160)
8. Melvin Hooker	Edinboro	(177)

1981

1. Mike McGee	Michigan	(19)
2. Harvey Knuckles	Toledo	(39)
2. Elvis Rolle	Florida St.	(42)
3. Zam Fredrick	S. Carolina	(51)
3. Ron Cornelius	Pacific	(65)
4. Kevin McKenna	Creighton	(88)
5. Craig Watts	N. Carolina St.	(111)
6. Kevin Singleton	California	(134)
7. Larry Petty	Wisconsin	(157)
8. Jay Triano	Simon Fraser	(179)

1982

1. James Worthy	N. Carolina	(1)
2. Willie Jones	Vanderbilt	(54)
3. Mike Hackett	Jacksonville	(67)
4. Craig McCormick	W. Kent.	(90)
5. Howard McNeil	Seton Hall	(113)
6. Lynden Rose	Houston	(137)
7. Maurice Williams	USC	(160)
8. Micah Blunt	Tulane	(183)
9. Tim Byrne	Rutgers	(204)

1983

3. Orlando Phillips	Pepperdine	(69)
4. Terry Lewis	Mississippi St.	(92)
5. Dan Dixon	Alabama A&M	(115)
6. Mark Steele	Colorado St.	(138)
7. Ricky Mixon	Cal St. Fullerton	(161)

1984

1. Earl Jones	District of Col.	(23)
3. George Singleton	Furman	(69)
4. John Revelli	Stanford	(92)
5. Lance Berwald	N. Dakota St.	(115)
6. Keith Jones	Stanford	(138)
7. Richard Haenisch	Chaminade	(161)

1985

1. A.C. Green	Oregon St.	(23)
4. Dexter Shouse	S. Alabama	(92)
5. Timo Sarralainen	BYU	(115)
6. Tony Neal	Cal St. Fullerton	(138)
7. Keith Cieplicki	Wil. & Mary	(161)

1986

1. Ken Barlow	Notre Dame	(23)
2. Ron Kellogg	Kansas	(42)
3. Andre Turner	Memphis St.	(69)
4. Dale Blaney	West Virginia	(92)
5. Roger Harden	Kentucky	(115)
6. Walter Downing	Marquette	(138)
7. Mark Coleman	Mississippi St.	(161)

1987

3. Willie Glass	St. Johns	(69)
4. Ralph Tally	Norfolk St.	(92)
5. Kenny Travis	New Mexico St.	(115)
6. Frank Ford	Auburn	(138)
7. Ron Vanderschaaf	C. Washington	(161)

1988

1. David Rivers	Notre Dame	(25)
-----------------	------------	------

1989

1. Vlade Divac	Yugoslavia	(26)
----------------	------------	------

1990

1. Elden Campbell	Clemson	(27)
2. Tony Smith	Marquette	(51)

1991

2. Anthony Jones	Oral Roberts	(52)
------------------	--------------	------

1992

1. Anthony Peeler	Missouri	(15)
2. Duane Cooper	USC	(36)

1993

1. George Lynch	N. Carolina	(12)
2. Nick Van Exel	Cincinnati	(37)

1994

1. Eddie Jones	Temple	(10)
----------------	--------	------

1995

2. Frankie King	W. Carolina	(37)
-----------------	-------------	------

1996

1. Derek Fisher	Ark.-Little Rock	(24)
-----------------	------------------	------

1997

2. DeJuan Wheat	Louisville	(52)
2. Paul Rogers	Gonzaga	(54)

1998

1. Sam Jacobson	Minnesota	(26)
2. Ruben Patterson	Cincinnati	(31)
2. Toby Bailey	UCLA	(45)

1999

1. Devean George	Augsburg	(23)
2. John Celestand	Villanova	(30)

2000

1. Mark Madsen	Stanford	(29)
----------------	----------	------

2001

No Picks

2002

1. Chris Jeffries	Fresno St.	(27)
-------------------	------------	------

2003

1. Brian Cook	Illinois	(24)
2. Luke Walton	Arizona	(32)

2004

1. Sasha Vujacic	Slovenia	(27)
2. Marcus Douthit	Providence	(56)

2005

1. Andrew Bynum	St. Josephs HS	(10)
2. Ronny Turiaf	Gonzaga	(37)
2. Von Wafer	Florida St.	(39)

2006

1. Jordan Farmar	UCLA	(26)
2. Cheick Samb	Senegal	(51)

2007

1. Javaris Crittenton	Georgia Tech	(19)
2. Sun Yue	China	(40)
2. Marc Gasol	Spain	(48)

2008

2. Joe Crawford	Kentucky	(58)
-----------------	----------	------

2009

1. Toney Douglas	Florida State	(29)
2. Patrick Beverley	Arkansas	(42)
2. Chinemelu Elunu	Texas A&M	(59)

2010

2. Devin Ebanks	West Virginia	(43)
2. Derrick Caracter	UTEP	(58)

2011

2. Darius Morris	Michigan	(41)
2. Andrew Goudelock	Charleston	(46)
2. C. Maduabum	Nigeria	(56)
2. Ater Majok	Sudan	(58)

2012

2. Robert Sacre	Gonzaga	(60)
-----------------	---------	------

2013

2. Ryan Kelly	Duke	(48)
---------------	------	------

2014

1. Julius Randle	Kentucky	(7)
------------------	----------	-----

2015

1. D'Angelo Russell	Ohio St.	(2)
1. Larry Nance Jr.	Wyoming	(27)
2. Anthony Brown	Stanford	(34)

2016

1. Brandon Ingram	Duke	(2)
2. Ivica Zubac	Croatia	(32)

2017

1. Lonzo Ball	UCLA	(2)
2. Tony Bradley	North Carolina	(28)



1948-49

8/30/48 Purchased Mike Bloom from Boston.
 12/1/48 Released Mike Bloom.
 2/7/49 Purchased Whitey Kachan from Chicago.

1949-50

6/22/49 Purchased Gene Stump from Boston.
 12/7/49 Purchased Billy Hassett from Tri-City.
 12/21/49 Sold Paul Walther to Indianapolis.

1950-51

12/11/50 Sold Ed Beach to Tri-City.
 1/9/51 Drafted Dick Schnittker from Washington in the Dispersal Draft.

1951-52

9/21/51 Sold Kevin O'Shea to Milwaukee.
 10/10/51 Purchased Howie Schultz from Ft. Wayne.
 1/26/52 Purchased Pep Saul from Baltimore.

1952-53

None

1953-54

10/27/53 Sold Lew Hitch to Milwaukee.
 12/21/53 Traded Bobby Watson to Milwaukee for Lew Hitch.
 2/2/54 Sold Bob Harrison to Milwaukee.

1954-55

9/18/54 Traded Pep Saul to Milwaukee for Don Sunderlage.
 11/28/54 Drafted Bob "Slick" Leonard from Baltimore in the Dispersal Draft.

1955-56

11/28/55 Sold Jim Holstein to Ft. Wayne.
 12/16/55 Purchased Johnny Horan from Ft. Wayne.

1956-57

10/24/56 Sold Al Bianchi to Syracuse.
 10/26/56 Traded Jerry Bird, Phil Jordon & Slater Martin to New York for Walter Dukes & Burdette Haldorson.
 4/17/57 Traded Clyde Lovelette & Jim Paxson to Rochester for Bob Burrow, Ed Fleming, "Hot" Rod Hundley, Monk Meineke & Art Spoelstra.
 4/17/57 Traded Ed Kalafat to Ft. Wayne for Corky Devlin.

1957-58

9/12/57 Traded Walter Dukes to Detroit for Larry Foust.
 2/5/58 Traded Art Spoelstra to New York for Bo Erias and cash considerations.
 2/16/58 Traded Dick Boushka & Terry Rand to St. Louis for Frank Selvy.

1958-59

None.

1959-60

12/1/59 Purchased Ron Sobie from New York.
 12/15/59 Purchased Frank Selvy from Syracuse.
 1/24/60 Traded Dick Garmaker and a 1960 2nd round draft pick to New York for Ray Felix and a 1960 4th round draft pick.
 2/1/60 Traded Larry Foust to St. Louis for Nick Mantis, Chuck Share & Willie Merriweather.

1960-61

10/24/60 Signed free agent Gary Alcorn.
 12/15/60 Waived Gary Alcorn
 12/15/60 Purchased Ron Johnson from Detroit.
 4/26/61 Bob Leonard drafted by Chicago in Expansion Draft.
 6/21/61 Signed free agent Bob Sims.

1961-62

n/a Released Gary Alcorn and Ron Johnson.
 12/1/61 Sold Bob Sims to St. Louis.
 12/1/61 Purchased Bob McNeil from Philadelphia.
 n/a Released Bob McNeil, Ray Felix, Wayne Yates & Bob Smith.
 Howard Jolliff retired.

1962-63

9/5/62 Purchased Dick Barnett from Syracuse.
 9/14/62 Traded Tom Hawkins to Cincinnati for a 1963 2nd round draft pick.
 Rod Hundley retired.
 Released Rod Horn.

1963-64

9/6/63 Claimed Don Nelson off of waivers from Chicago.
 9/24/63 Claimed Hub Reed off waivers from Cincinnati.
 Frank Selvy and Jim Krebs retired.
 10/1/63 Roger Strickland claimed off waivers by Baltimore.
 4/16/64 Purchased Darrall Imhoff from Detroit.
 5/1/64 Hub Reed claimed off waivers by New York.
 5/1/64 Waived Mel Gibson.

1964-65

1/28/65 Purchased Bill McGill from Grand Rapids of the North American League.
 n/a Released Jerry Grote, Bill McGill & Charles Nash.

1965-66

10/14/65 Traded Dick Barnett to New York for Bob Boozer.
 2/1/66 Signed free agent Tom Hoover.
 5/1/66 Bob Boozer & Jim King are selected by Chicago in the Expansion Draft.
 Purchased Hank Finkel from Chicago.
 Released John Fairchild, Tom Hoover & Don Nelson.
 Gene Wiley retired.

1966-67

9/14/66 Purchased Tom Hawkins from Cincinnati.
 9/22/66 Traded Leroy Ellis to Baltimore for Jim Barnes.
 1/16/67 Traded Rudy LaRusso and a 1967 1st round draft pick to Detroit for Mel Counts (Detroit sent Ray Scott to Baltimore, who, in turn, sent Counts to LA).
 5/1/67 John Block (San Diego), Henry Finkel (San Diego) & Walt Hazzard (Seattle) are selected in the Expansion Draft.

1967-68

10/21/67 Signed free agent Dennis Hamilton
 1/9/68 Traded Jim Barnes and a 1968 3rd round draft pick to Chicago for Erwin Mueller.
 1/12/68 Claimed Fred Crawford on waivers from New York.
 5/2/68 Signed free agent Jay Carty.
 5/6/68 Gail Goodrich, Dennis Hamilton & John Wetzel are selected by Phoenix in the Expansion Draft.

1968-69

7/9/68 Traded Jerry Chambers, Archie Clark & Darrell Imhoff to Philadelphia for Wilt Chamberlain.
 9/23/68 Traded Erwin Mueller to Chicago for Keith Erickson.
 10/8/68 Purchased John Egan from Milwaukee.
 10/17/68 Waived Ed Biedenbach.



ALL-TIME TRANSACTIONS

1969-70

- 9/9/69 Acquired Mike Lynn from Chicago for a 1971 3rd round draft pick.
- 9/18/69 Sold Fred Crawford to Milwaukee.
Released Cliff Anderson & Jay Carty.
Tom Hawkins retired.
- 11/27/69 Traded Bill Hewitt and a 1970 3rd round draft pick to Detroit for Happy Hairston.
- 1/23/70 Purchased John Tresvant from Seattle.
- 5/10/70 Dick Garrett (Buffalo), Mike Lynn (Buffalo) & John Egan (Cleveland) are selected in Expansion Draft.
- 5/20/70 Traded Mel Counts to Phoenix for Gail Goodrich.

1970-71

- 8/28/70 Claimed Fred Hetzel from Portland on waivers.
- 10/7/70 Claimed Pat Riley from Portland on waivers.
- 11/11/70 Traded John Tresvant to Baltimore for a 1972 2nd round draft pick.

1971-72

- 9/11/71 Acquired LeRoy Ellis from Portland for a 1972 2nd round draft pick and cash considerations.
- 9/20/71 Acquired Flynn Robinson from Cincinnati for a 1971 2nd round draft pick.
- 9/20/71 Waived Fred Hetzel, Willie McCarter & Earnie Killum.
- 10/13/71 Traded Rick Roberson to Cleveland for a 1972 2nd round draft pick and 1973 1st & 2nd round draft picks.
- 10/13/71 Claimed John Trapp on waivers from Houston.
- 11/5/71 Elgin Baylor retired.

1972-73

- 8/31/72 Traded Jim Cleamons to Cleveland for a 1974 2nd round draft choice.
- 9/19/72 Traded Paul Stovall to Phoenix for a 1974 2nd round draft pick and an additional future selection.
Released Roger Brown.
- 10/20/72 Traded LeRoy Ellis & John Trapp to Philadelphia for Mel Counts & Bill Bridges.
- 12/6/72 Traded Flynn Robinson to Baltimore for a 1973 2nd round draft pick.
- 12/6/72 Signed free agent Bill Turner.

1973-74

- 8/23/73 Acquired Stan Love from Baltimore in exchange for a 2nd round draft choice and cash considerations.
- 9/17/73 Traded Jim McMillian to Buffalo for Elmore Spencer.
- 10/30/73 Waived Travis Grant.
- 11/1/73 Traded Keith Erickson and a 1974 2nd round draft pick to Phoenix for Connie Hawkins.
- 5/17/74 Traded Jim Chones to Cleveland for a 1975 1st round draft pick.
- 6/14/74 Traded Mel Counts to New Orleans for future considerations.

1974-75

- 9/6/74 Signed Cazzie Russell and sent a 1976 1st round draft pick to Golden State as compensation.
- 10/3/74 Acquired Zelmo Beatty from Atlanta for a 1975 2nd round draft pick and cash considerations.
- 11/11/74 Traded Jim Price to Milwaukee for Lucius Allen.
- 11/28/74 Acquired Corky Calhoun from Phoenix for a 1976 2nd round draft pick and 1977 3rd round draft pick.
- 12/6/74 Waived Bill Bridges.
- 12/6/74 Acquired Stu Lantz from New Orleans for a 1975 3rd round draft pick and cash considerations.
- 2/10/75 Waived Stan Love.
- 6/16/75 Traded Elmore Smith, Brian Winters, Dave Meyers, & Junior Bridgeman to Milwaukee for Kareem Abdul-Jabbar & Walt Wesley.

1975-76

- 8/8/75 Traded Connie Hawkins to Atlanta for a 1976 3rd round draft pick.
- 9/24/75 Acquired Ron Williams from Milwaukee for a 1976 5th round draft pick.
- 10/1/75 Signed free agent Donnie Freeman.
- 10/21/75 Waived Happy Hairston.
- 10/22/75 Purchased Cornell Warner from Milwaukee.
- 10/28/75 Signed free agent Jim McDaniels.
- 10/30/75 Waived Walt Wesley.
- 11/3/75 Traded Pat Riley to Phoenix for two future draft picks.
- 11/26/75 Waived Ron Williams.
- 1/20/76 Acquired John Roche from Phoenix for future draft considerations.
- 1/21/76 Signed free agent Cliff Meely.
- 2/9/76 Waived Jim McDaniels.
- 5/10/76 Signed free agent Mack Calvin.

1976-77

- 7/19/76 Gail Goodrich signs with New Orleans as a veteran free agent.
- 8/5/76 Traded a 1977 2nd round pick & 1978 1st round pick to New Orleans in exchange for a 1977 1st round pick, 1978 1st round pick & 1980 2nd round pick as compensation for Jazz signing Gail Goodrich.
- 9/16/76 Signed free agent Don Chaney.
- 9/29/76 Waived Cliff Meely.
- 10/4/76 Traded future draft pick to Chicago for Allen Murphy.
- 10/5/76 Waived Donnie Freeman.
- 10/6/76 Waived John Roche.
- 10/18/76 Waived Corky Calhoun & Wayman Britt.
- 10/20/76 Acquired Bo Lamar from Detroit for future considerations.
- 10/22/76 Signed Cornell Warner.
- 11/2/76 Signed free agent Marvin Roberts.
- 11/2/76 Waived Allen Murphy.
- 11/2/76 Released Cornell Warner.
- 11/16/76 Traded Malvin Calvin to San Antonio for a 1977 1st round draft pick and cash considerations.
- 11/19/76 Signed free agent Johnny Neumann.

1977-78

- 6/6/77 Traded Lucius Allen to Kansas City for Ollie Johnson & 1st and 2nd round draft picks in 1978.
- 6/9/77 Traded Johnny Neumann to Buffalo for a 1977 3rd round draft choice.
- 7/13/77 Signed Jamaal Wilkes as a veteran free agent, sending cash and a 1978 1st round draft pick to Golden State as compensation.
- 9/7/77 Acquired Ernie DiGregorio from Buffalo for future considerations.
- 9/27/77 Waived C.J. Kupec.
- 9/30/77 Traded Ollie Johnson to Atlanta for Lou Hudson.
- 10/17/77 Traded Tony Robertson to Atlanta for a 1979 4th round draft pick.
- 10/17/77 Waived Cazzie Russell.
- 12/13/77 Acquired Adrian Dantley & Dave Robisch from Indiana for Earl Tatum & James Edwards.
- 12/27/77 Acquired Charlie Scott from Boston in exchange for Don Chaney, Kermit Washington and a 1978 1st round draft pick.
- 1/30/78 Waived Ernie DiGregorio.



ALL-TIME TRANSACTIONS

1978-79

- 6/8/78 Traded Tom Abernethy to Buffalo for a 1978 2nd round draft pick.
- 6/26/78 Traded Charlie Scott to Denver for Ron Boone and two 1979 2nd round draft picks.
- 8/24/78 Signed free agent Derrek Dickey.
- 9/14/78 Waived Carlos Terry.
- 10/12/78 Released Derrek Dickey.
- 10/27/78 Signed Jim Price as a veteran free agent and sent a 1980 2nd round pick to Detroit as compensation.
- 10/27/78 Waived Brad Davis.

1979-80

- 7/7/79 Signed free agent Irv Kiffin.
- 8/9/79 Waived Jim Price.
- 9/13/79 Traded Adrian Dantley to Utah for Spencer Haywood.
- 10/4/79 Waived Ron Carter.
- 10/5/79 Acquired Jim Chones from Cleveland for Dave Robisch and a 1980 3rd round draft choice.
- 10/5/79 Traded Irv Kiffin to San Antonio for a 1980 2nd round draft pick.
- 10/23/79 Traded Kenny Carr to Cleveland for a 1980 2nd round draft pick and a 1981 2nd round draft pick.
- 10/25/79 Traded Ron Boone to Utah for a 1981 3rd round draft pick.
- 10/25/79 Signed free agent Marty Byrnes.
- 2/14/80 Traded Ollie Mack, a 1980 2nd round draft pick and a 1981 2nd round draft pick to Chicago for Mark Landsberger.
- 2/15/80 Traded Don Ford and a 1980 1st round draft pick to Cleveland in exchange for Butch Lee and a 1982 1st round draft pick.
- 5/28/80 Marty Byrnes selected by Dallas in Expansion Draft.
- 6/10/80 Released Butch Lee.

1980-81

- 8/1/80 Signed Myles Patrick.
- 8/13/80 Signed Alan Hardy.
- 8/19/80 Waived Spencer Haywood
- 10/1/80 Traded Wayne Robinson to Detroit for a 1981 2nd round draft pick.
- 10/8/80 Acquired Jim Brewer from Portland for the right to swap 1984 1st round draft picks or a 1984 2nd round draft pick, choosing the latter.
- 11/17/80 Waived Tony Jackson.
- 11/19/80 Traded a 1982 1st round draft pick to New Jersey for Eddie Jordan.
- 12/2/80 Waived Myles Patrick.

1981-82

- 8/5/81 Acquired Mitch Kupchak from Washington in exchange for Jim Chones, Brad Holland, a 1982 2nd round draft pick and a 1983 1st round draft pick.
- 8/19/81 Signed free agents Clay Johnson, Harvey Knuckles & Kevin McKenna.
- 8/24/81 Signed free agent Darrell Allums.
- 9/13/81 Signed free agent Kurt Rambis.
- 10/13/81 Waived Clay Johnson.
- 10/15/81 Traded Butch Carter to Indiana for a 1982 3rd round draft pick.
- 10/27/81 Waived Alan Hardy.
- 12/24/81 Acquired Bob McAdoo from New Jersey exchange for a 1983 2nd round draft pick.
- 4/12/82 Signed free agent Clay Johnson.

1982-83

- 9/20/82 Signed free agent Joe Cooper.
- 10/8/82 Released Kevin McKenna.
- 10/22/82 Re-signed Mark Landsberger.
- 10/25/82 Waived Hutch Jones.
- 11/2/82 Re-signed Bob McAdoo.
- 11/8/82 Released Joe Cooper.
- 2/15/83 Acquired Dwight Jones from Chicago in exchange for a 1985 2nd round draft pick and cash considerations.
- 4/12/83 Signed free agent Billy Ray Bates.
- 4/16/83 Signed free agent Steve Mix.
- Released Billy Ray Bates.

1983-84

- 8/22/83 Waived Dwight Jones.
- 9/7/83 Signed free agents Larry Spriggs & Calvin Garrett. Steve Mix retired.
- 9/27/83 Signed free agent Dale Wilkinson.
- 10/16/83 Traded Norm Nixon, Eddie Jordan a 1986 2nd round draft pick and a 1987 2nd round draft pick to San Diego for Swen Nater & Byron Scott.
- 10/17/83 Waived Dale Wilkinson.
- 11/10/83 Waived Mark Landsberger & Clay Johnson.
- 4/11/84 Signed free agent Eddie Jordan.

1984-85

- 9/21/84 Signed free agent Chuck Nevitt. Swen Nater retired.
- 11/6/84 Waived Chuck Nevitt.
- 11/29/84 Signed free agent Ronnie Lester.
- 3/5/85 Signed free agent Chuck Nevitt.

1985-86

- 8/19/85 Acquired Maurice Lucas from Phoenix for a 1988 2nd round draft pick and a 1989 2nd round draft pick.
- 8/28/85 Waived Jamaal Wilkes.
- 9/10/85 Re-signed free agent Chuck Nevitt.
- 10/9/85 Sold Earl Jones to San Antonio.
- 10/16/85 Waived Dexter Shouse.
- 11/23/85 Waived Chuck Nevitt.
- 3/10/86 Signed free agent Jerome Henderson.
- 3/18/86 Signed free agent Petur Gudmundsson.
- 6/17/86 Traded Mike McGee and the draft rights to Ken Barlow to Atlanta for Billy Thompson & Ron Kellogg.

1986-87

- 9/18/86 Signed free agent Adrian Branch.
- 9/26/86 Waived Maurice Lucas.
- 9/30/86 Mitch Kupchak retired.
- 10/2/86 Sold Ronnie Lester to Seattle.
- 10/9/86 Signed Frank Brickowski, granting Seattle future considerations for not exercising right of 1st refusal.
- 2/13/87 Traded Frank Brickowski, Petur Gudmundsson, a 1987 1st round draft pick, a 1990 2nd round draft pick and cash to San Antonio for Mychal Thompson.

1987-88

- 8/28/87 Signed Frank Ford, Willie Glass, Ralph Talley & Ron Vandschaaf.
- 10/1/87 Signed free agent Mike Smrek.
- 10/2/87 Signed free agent Milt Wagner.
- 10/5/87 Signed Wes Matthews.
- 10/7/87 Acquired rights to Jeff Lamp from San Antonio in exchange for a 1988 3rd round draft pick.
- 11/5/87 Sold Adrian Branch to New Jersey.
- 12/12/87 Signed free agent Ray Tolbert.
- 3/14/88 Waived Ray Tolbert.
- 3/30/88 Signed free agent Tony Campbell.
- 6/23/88 Traded a 1992 2nd round draft pick to Miami for not selecting K. Abdul-Jabbar in 1988 Expansion Draft.
- 6/23/88 Billy Thompson taken by Miami in Expansion Draft.



1988-89

8/9/88 Signed free agent Orlando Woolridge.
 8/24/88 Signed free agent Milt Wagner.
 8/29/88 Signed free agent Kannard Johnson.
 8/30/88 Signed free agent Scott Meents.
 9/20/88 Renounced rights to Wes Matthews.
 10/3/88 Signed free agent Mark McNamara.
 10/6/88 Re-signed Tony Campbell.
 10/17/88 Waived Scott Meents.
 10/24/88 Waived Milt Wagner.
 11/2/88 Traded Mike Smrek to San Antonio in exchange for a 1990 2nd round draft pick.
 6/15/89 David Rivers taken by Minnesota in Expansion Draft.

1989-90

8/4/89 Signed free agent Larry Drew.
 9/12/89 Signed free agent Quintin Dailey.
 9/18/89 Signed free agents Mike Higgins, Milt Newton & Steve Bucknall.
 10/2/89 Signed free agent Mel McCants.
 10/13/89 Waived Quintin Dailey.
 10/31/89 Waived Milt Newton.
 12/13/89 Waived Mike Higgins.
 12/24/89 Signed free agent Jay Vincent.
 3/5/90 Waived Steve Bucknall & Michael Higgins.
 3/5/90 Signed free agent Jawann Oldham to the first of two 10-day contracts.

1990-91

8/3/90 Traded Orlando Woolridge to Denver in exchange for 1993 and 1995 2nd round draft picks.
 8/6/90 Signed free agent Sam Perkins.
 8/15/90 Waived Michael Cooper.
 9/25/90 Acquired Terry Teagle from Golden State in exchange for a 1990 1st round draft pick.
 9/25/90 Traded Mark McNamara to San Antonio for choice of Lakers 1991 or 1994 2nd round draft pick.
 9/25/90 Signed free agent Tony Brown.
 10/2/90 Signed free agent Mario Elie.
 10/15/90 Waived Mario Elie.
 10/16/90 Signed free agent Irving Thomas.
 10/19/90 Waived Michael Young.
 12/6/90 Waived Tony Brown.

1991-92

9/30/91 Signed free agents Tony Smith & Keith Owens.
 10/2/91 Waived Larry Drew & Mychal Thompson.
 10/2/91 Acquired Sedale Threatt from Seattle in exchange for 1994, 1995 and 1996 2nd round draft picks.
 10/4/91 Signed free agent Jack Haley.
 10/29/91 Signed free agent Demetrius Calip.
 10/30/91 Waived Anthony Jones & Irving Thomas.
 12/5/91 Signed free agent Chucky Brown.
 12/6/91 Waived Demetrius Calip.
 12/6/91 Signed free agent Rory Sparrow.
 3/20/92 Signed Cliff Robinson to the first of two 10-day contracts.
 4/8/92 Signed Cliff Robinson for remainder of the season.
 5/11/92 Acquired Milwaukee's 1992 and 1995 2nd round draft picks in exchange for releasing the rights to coach Mike Dunleavy.

1992-93

8/11/92 Signed Alex Blackwell.
 8/13/92 Signed free agents James Edwards & Sean Higgins.
 9/29/92 Magic Johnson announced he will play for the Lakers in 1992-93.
 9/29/92 Renounced the rights to free agents Terry Teagle, Cliff Robinson, Rory Sparrow, Keith Owens & Chucky Brown.
 9/29/92 Waived Sean Higgins.
 2/22/93 Traded Sam Perkins to Seattle in exchange for Benoit Benjamin & Doug Christie.
 6/21/93 Acquired Sam Bowie and a 1998 2nd round draft pick from New Jersey in exchange for Benoit Benjamin.

1993-94

7/15/93 Signed rookie free agent Antonio Harvey.
 7/21/93 Released Alex Blackwell, A.C. Green & Byron Scott.
 8/30/93 Signed free agent Trevor Wilson.
 10/1/93 Signed free agent Kurt Rambis.
 11/4/93 Waived Duane Cooper.
 12/7/93 Waived Trevor Wilson.
 12/14/93 Waived Kurt Rambis.
 1/5/94 Re-signed Kurt Rambis.
 1/22/94 Signed Reggie Jordan to the first of two 10-day contracts.
 2/8/94 Signed Reggie Jordan for remainder of the season.
 2/24/94 Acquired Dan Schayes from Milwaukee in exchange for a 2nd round draft choice.

1994-95

7/1/94 Acquired Anthony Miller from Golden State in exchange for a 1995 2nd round draft pick.
 7/1/94 Renounced the rights to Dan Schayes.
 7/21/94 Signed free agent Trevor Ruffin.
 9/23/94 Acquired Cedric Ceballos from Phoenix in exchange for a 1995 1st round draft pick.
 10/13/94 Traded Doug Christie to New York in exchange for 1997 and 1998 2nd round draft picks.
 11/3/94 Waived Trevor Ruffin.
 11/10/94 James Worthy announced retirement.
 11/10/95 Signed free agent Lester Conner to 10-day contract.
 1/20/95 Signed free agent Danny Young to 10-day contract.
 1/31/95 Signed free agent Kurt Rambis.
 2/22/95 Signed free agent Lloyd Daniels to the first of two 10-day contracts.
 2/28/95 Signed free agent Randolph Keys to the first of two 10-day contracts.
 3/14/95 Signed Lloyd Daniels & Randolph Keys to a contract for the rest of the season.
 4/11/95 Waived Lloyd Daniels.
 6/24/95 Antonio Harvey selected by Vancouver in the Expansion Draft.
 6/30/95 Acquired Corie Blount from Chicago in exchange for future considerations.

1995-96

9/29/95 Sam Bowie retired.
 9/29/95 Released Randolph Keys, Kurt Rambis & Tony Smith.
 9/29/95 Signed free agent Gerard King.
 10/3/95 Signed free agent Fred Roberts.
 10/6/95 Signed free agent Kurt Rambis.
 10/26/95 Signed free agent Derek Strong.
 10/31/95 Waived Gerard Kings & Kurt Rambis.
 1/29/96 Signed Earvin Johnson.
 5/14/96 Earvin Johnson announces retirement.





ALL-TIME TRANSACTIONS

1996-97

7/11/96 Traded Vlade Divac to Charlotte for Kobe Bryant.
 7/16/96 Traded Anthony Peeler, George Lynch along with 1998 and 1999 2nd round draft picks to Vancouver in exchange for 1998 and 1999 2nd round draft picks.

7/16/96 Signed free agent Sean Rooks.
 7/17/96 Released Fred Roberts, Derek Strong & Sedale Threatt.

7/18/96 Signed free agent Shaquille O'Neal.
 7/31/96 Signed free agent Travis Knight.
 8/9/96 Signed free agent Rumeal Robinson.
 8/12/96 Signed free agent Jerome Kersey.
 8/15/96 Signed free agent Trevor Wilson.
 9/1/96 Signed free agent Jaquain Hawkins.
 10/21/96 Waived Jaquain Hawkins.
 9/30/96 Signed free agent Byron Scott.
 12/16/96 Waived Trevor Wilson.
 1/10/97 Traded Cedric Ceballos & Rumeal Robinson to Phoenix for Robert Horry & Joe Kleine.
 2/20/97 Acquired George McCloud from New Jersey for Joe Kleine, a 1997 1st round draft pick and a conditional 2nd round pick.
 2/24/97 Signed Larry Krystkowiak to a 10-day contract.
 3/5/97 Signed Larry Krystkowiak to a second 10-day contract.

1997-98

7/24/97 Signed free agent James Forrest.
 8/27/97 Signed free agent Jon Barry.
 8/28/97 Signed free agent Rick Fox.
 9/17/97 Signed free agent Shea Seals.
 9/22/97 Signed free agent Mario Bennett.
 10/2/97 Signed DeJuan Wheat.
 10/20/97 Waived DeJuan Wheat.
 10/25/97 Waived James Forrest.
 6/24/98 Traded Nick Van Exel to Denver for Tony Battie & draft rights to Tyrone Lue.
 6/24/98 Sold the draft rights to Toby Bailey to Phoenix.

1998-99

1/21/99 Traded Tony Battie to Boston for Travis Knight.
 1/21/99 Signed free agent Derek Harper.
 2/23/99 Signed free agent Dennis Rodman.
 2/24/99 Relieved head coach Del Harris of his duties.
 2/26/99 Hired Kurt Rambis as head coach.
 3/10/99 Waived Corie Blount.
 3/10/99 Traded Eddie Jones & Elden Campbell to Charlotte for B.J. Armstrong, J.R. Reid & Glen Rice.
 3/10/99 Waived B.J. Armstrong.
 4/15/99 Waived Dennis Rodman.

1999-00

6/16/99 Hired Phil Jackson as head coach.
 9/1/99 Traded Sean Rooks to Dallas for A.C. Green.
 9/21/99 Traded Derek Harper to Detroit for draft rights to rookie guard Melvin Levett.
 9/28/99 Signed free agent Benoit Benjamin.
 9/29/99 Signed free agent John Salley.
 10/13/99 Signed free agent Ron Harper.
 10/20/99 Signed free agent Brian Shaw.
 10/28/99 Waived Benoit Benjamin.
 11/12/99 Waived Sam Jacobson.
 6/28/00 Waived A.C. Green.

2000-01

8/15/00 Signed free agent Stanislav Medvedenko.
 8/23/00 Signed free agent Andy Panko.
 8/25/00 Signed free agent Isaiah Rider.
 9/20/00 Traded Glen Rice & Travis Knight to New York in exchange for Horace Grant, Greg Foster, Chuck Person & Emanuel Davis from Seattle.
 9/29/00 Waived Chuck Person.
 10/2/00 Signed free agent Mike Penberthy.
 10/6/00 Re-signed free agent Brian Shaw.
 10/25/00 Waived Emanuel Davis.
 10/29/00 Waived Andy Panko.
 6/28/01 Traded Greg Foster to Milwaukee for Lindsey Hunter.

2001-02

7/20/01 Signed free agent Mitch Richmond.
 7/20/01 Signed free agent Samaki Walker.
 7/31/01 Signed free agent Peter Cornell.
 8/9/01 Signed free agent Joe Crispin.
 8/28/01 Signed free agent Isaac Fontaine.
 9/21/01 Signed free agent Jelani McCoy.
 9/21/01 Signed free agent Isaac Fontaine.
 9/26/01 Signed free agent Dickey Simpkins.
 9/27/01 Signed free agent Paul Shirley.
 9/27/01 Signed free agent Dennis Scott.
 10/16/01 Waived Paul Shirley & Dennis Scott.
 10/23/01 Waived Peter Cornell.
 10/25/01 Waived Isaac Fontaine & Dickey Simpkins.
 10/31/01 Waived Brian Shaw.
 11/4/01 Re-signed Brian Shaw.
 11/10/01 Waived Mike Penberthy.
 11/25/01 Waived Joe Crispin.

2002-03

7/26/02 Acquired Tracy Murray, the draft rights to Kareem Rush and a 2003 2nd round draft pick from Toronto in exchange for Lindsey Hunter, the draft rights to Chris Jeffries and a 2003 2nd round draft pick.
 7/26/02 Signed free agent Brian Shaw.
 7/26/02 Signed free agent Jannero Pargo.
 8/14/02 Signed free agent A.J. Guyton.
 8/23/02 Signed free agent Soumaila Samake
 9/18/02 Signed free agent Guy Rucker.
 9/19/02 Signed free agent Nick Sheppard.
 9/20/02 Signed free agent Jefferson Sobral.
 10/9/02 Waived Nick Sheppard.
 10/17/02 Waived Jefferson Sobral.
 10/24/02 Waived A.J. Guyton.
 10/27/02 Waived Guy Rucker.
 12/6/02 Waived Soumaila Samake.

2003-04

7/6/03 Signed 1st round draft-pick Brian Cook.
 7/8/03 Signed 2nd round draft-pick Luke Walton.
 7/16/03 Signed free agents Karl Malone & Gary Payton.
 7/24/03 Signed Jamal Sampson.
 7/28/03 Signed free agent Horace Grant.
 8/13/03 Signed free agents Ime Udoka & Maurice Carter.
 8/14/03 Signed free agent Koko Archibong.
 8/15/03 Signed free agent Eric Chenowith.
 8/19/03 Signed free agent Stephane Pelle.
 10/1/03 Signed free agent Bryon Russell.
 10/14/03 Waived Koko Archibong & Maurice Carter.
 10/23/03 Waived Eric Chenowith, Stephane Pelle & Ime Udoka.
 1/7/04 Waived Jannero Pargo.
 1/14/04 Signed free agent Ime Udoka to a 10-day contract.
 1/30/04 Signed free agent Maurice Carter to a 10-day contract.
 2/9/04 Signed Maurice Carter to a second 10-day contract.





2004-05

7/10/04 Hired head coach Rudy Tomjanovich.
 7/14/04 Acquired Lamar Odom, Brian Grant, Caron Butler, a 2006 1st round draft pick and a 2007 2nd round draft pick from Miami in exchange for Shaquille O'Neal.
 7/15/04 Re-signed Kobe Bryant.
 7/20/04 Signed 1st round draft pick Sasha Vujacic.
 7/20/04 Signed free agent Vlade Divac.
 8/2/04 Re-signed Stanislav Medvedenko.
 8/6/04 Acquired Chris Mihm, Chucky Atkins & Jumaine Jones from Boston in exchange for Gary Payton, Rick Fox and a 2006 1st round draft pick. (trade was amended 8/13/04).
 8/6/04 Signed free agent Tony Bobbitt.
 8/24/04 Signed free agent Nate Johnson.
 9/29/04 Signed free agent Neil Yanke.
 10/4/04 Signed free agents Tierre Brown & Jerry Dupree.
 10/6/04 Signed free agent Ike Nwankwo.
 10/23/04 Waived Jerry Dupree & Neil Yanke.
 10/27/04 Waived Nate Johnson & Ike Nwankwo.
 11/1/04 Waived Tony Bobbitt.
 12/6/04 Traded Kareem Rush to Charlotte for a 2005 2nd round draft pick and a 2009 2nd round draft pick.
 Signed free agent Tony Bobbitt.
 12/6/04 Named Frank Hamblen head coach after Rudy Tomjanovich steps down.

2005-06

6/14/05 Hired head coach Phil Jackson.
 7/6/05 Signed 1st round draft pick Andrew Bynum.
 8/1/05 Signed 2nd round draft pick Von Wafer.
 8/2/05 Acquired Kwame Brown & Laron Profit from Washington for Caron Butler & Chucky Atkins.
 Signed free agent William "Smush" Parker.
 8/2/05 Re-signed Luke Walton.
 8/8/05 Waived designated amnesty player Brian Grant.
 8/10/05 Signed free agent Aaron McKie.
 8/26/05 Signed free agent Devin Green.
 9/6/05 Signed free agent Will Conroy.
 9/19/05 Signed free agent Corie Blount.
 10/3/05 Waived Vlade Divac.
 10/6/05 Signed free agent Adam Parada.
 10/18/05 Waived Will Conroy.
 10/26/05 Traded Jumaine Jones to Charlotte in exchange for a 2007 2nd round draft pick.
 10/27/05 Waived Tony Bobbitt & Adam Parada
 10/31/05 Exercised 4th year option on Brian Cook.
 10/31/05 Waived Corie Blount.
 1/17/06 Signed 2nd round draft pick Ronny Turiaf.
 1/17/06 Waived Laron Profit.
 3/6/06 Signed free agent Jim Jackson.
 3/6/06 Waived Stanislav Medvedenko.

2006-07

6/28/06 Acquired draft rights to J.R.Pinnock from Dallas for a 2007 2nd round draft pick acquired from Miami.
 6/28/06 Acquired Maurice Evans from Detroit for draft rights to 2nd round selection Cheick Samb.
 7/5/06 Signed 1st round draft pick Jordan Farmar.
 7/12/06 Signed free agent Vladimir Radmanovic.
 7/12/06 Signed free agent Shammond Williams.
 9/6/06 Signed J.R. Pinnock.
 9/25/06 Re-signed Devin Green.
 10/2/06 Signed Mamadou N'Diaye.
 10/2/06 Signed Marcus Douthit.
 10/12/06 Waived Marcus Douthit & Mamadou N'Diaye.
 10/26/06 Waived J.R. Pinnock & Von Wafer.
 10/27/06 Exercised 3rd year option on Andrew Bynum.
 10/27/06 Exercised 4th year option on Sasha Vujacic.
 10/30/06 Waived Devin Green.
 10/31/06 Signed Brian Cook to multi-year contract extension.

D-League Transactions

Assigned Jordan Farmar (3/31, 4/2, 4/12).
 Recalled Jordan Farmar (4/1, 4/3, 4/12).

2007-08

7/3/07 Signed 1st round draft pick Javaris Crittenton.
 7/12/07 Re-signed Luke Walton.
 7/19/07 Re-signed Chris Mihm.
 7/20/07 Signed free agent guard Derek Fisher.
 7/30/07 Signed free agent guard Coby Karl.
 8/22/07 Signed free agent center Larry Turner.
 9/17/07 Signed free agent forward Elton Brown.
 10/1/07 Signed free agent forward Andre Patterson.
 10/23/07 Waived Elton Brown, Andre Patterson & Larry Turner.
 10/29/07 Exercised 3rd year option on Jordan Farmar.
 10/29/07 Exercised 4th year option on Andrew Bynum.
 11/20/07 Acquired Trevor Ariza from Orlando in exchange for Brian Cook & Maurice Evans.
 Signed Phil Jackson to contract extension.
 12/12/07 Signed free agent DJ Mbenga to 10-day contract.
 2/1/08 Signed free agent Aaron McKie.
 2/1/08 Acquired Pau Gasol and a 2010 2nd round draft pick from Memphis in exchange for Kwame Brown, Javaris Crittenton, Aaron McKie, the draft rights to Marc Gasol and 1st round draft picks in 2008 & 2010.
 2/1/08 Signed DJ Mbenga to 2nd 10-day contract.
 2/11/08 Signed DJ Mbenga for remainder of season.
 3/21/08 Signed free agent Ira Newble to 10-day contract.
 4/1/08 Signed Ira Newble for remainder of season.

D-League Transactions

Assigned Coby Karl (11/28, 2/14, 4/5).
 Recalled Coby Karl (12/24, 2/19).





ALL-TIME TRANSACTIONS

2008-09

7/28/08 Re-signed Sasha Vujacic.
 8/1/08 Signed free agent Dwayne Mitchell.
 8/14/08 Signed free agent Josh Powell.
 8/25/08 Signed 2007 2nd round draft pick Sun Yue.
 8/27/08 Signed 2nd round draft pick Joe Crawford.
 9/10/08 Signed free agent Brandon Heath.
 9/12/08 Signed free agent C.J. Giles.
 9/24/08 Re-signed DJ Mbenga.
 10/8/08 Waived Dwayne Mitchell.
 10/20/08 Waived Brandon Heath.
 10/22/08 Waived Joe Crawford & C.J. Giles.
 10/27/08 Waived Coby Karl.
 10/27/08 Exercised 4th year option on Jordan Famar.
 2/7/09 Acquired Adam Morrison & Shannon Brown from Charlotte in exchange for Vladimir Radmanovic.
 2/18/09 Traded Chris Mihm to Memphis in exchange for conditional 2nd round pick in the 2013 NBA Draft.

D-League Transactions

Assigned Sun Yue (3/6, 3/19).
 Recalled Sun Yue (3/16).

2009-10

6/25/09 Sent draft rights to Toney Douglas to New York in exchange for a 2011 2nd round draft pick & cash considerations.
 6/25/09 Sent draft rights to Patrick Beverley to Miami in exchange for a 2011 2nd round draft pick & cash considerations.
 7/7/09 Re-signed Shannon Brown.
 7/7/09 Signed free agent Metta World Peace.
 7/31/09 Re-signed Lamar Odom.
 9/28/09 Signed free agents Michael Fey, Tony Gaffney, Mickael Gelabale & David Monds.
 9/30/09 Signed free agent Thomas Kelati.
 10/10/09 Waived Michael Fey, Mickael Gelabale & David Monds.
 10/21/09 Waived Thomas Kelati.
 10/24/09 Waived Tony Gaffney.
 12/23/09 Signed Pau Gasol to a contract extension.
 4/2/10 Signed Kobe Bryant to a contract extension.

2010-11

7/8/10 Signed free agent Steve Blake.
 7/14/10 Re-signed Derek Fisher.
 7/22/10 Signed free agent Theo Ratliff.
 7/22/10 Signed free agent Matt Barnes.
 8/11/10 Re-signed Shannon Brown.
 8/12/10 Signed 2nd round draft pick Devin Ebanks.
 8/13/10 Signed 2nd round draft pick Derrick Caracter.
 9/24/10 Signed free agents Russell Hicks, Trey Johnson, Drew Naymick & Anthony Roberson.
 9/30/10 Waived Russell Hicks & Anthony Roberson.
 10/21/10 Waived Trey Johnson & Drew Naymick.
 12/15/10 Acquired Joe Smith, Golden State's 2011 2nd round draft pick, Chicago's 2012 2nd round draft pick & the draft rights to Sergei Lishouk in exchange for Sasha Vujacic & a conditional 2011 1st round draft pick in a three-team trade with New Jersey & Houston.
 4/13/11 Signed free agent Trey Johnson.

D-League Transactions

Assigned Devin Ebanks (12/17).
 Recalled Devin Ebanks (1/9).
 Assigned Derrick Caracter (3/29, 4/6).
 Recalled Derrick Caracter (4/5, 4/13).

2011-12

12/9/11 Signed free agent Jason Kapono.
 12/9/11 Signed 2nd round draft pick Darius Morris.
 12/9/11 Signed 2nd round draft pick Andrew Goudelock.
 12/9/11 Signed free agent Elijah Millsap.
 12/9/11 Signed free agent Zach Andrews.
 12/9/11 Signed free agent Chris Daniels.
 12/11/11 Acquired Dallas' 2012 1st Round draft pick and a trade exception in exchange for Lamar Odom and a 2012 2nd Round draft pick.
 12/13/11 Signed free agent Gerald Green.
 12/13/11 Signed free agent Malcolm Thomas.
 12/14/11 Signed free agent Josh McRoberts.
 12/18/11 Signed free agent Troy Murphy.
 12/22/11 Waived Zach Andrews, Chris Daniels, Gerald Green, Elijah Millsap & Malcolm Thomas.
 2/7/12 Waived Derrick Caracter.
 3/15/12 Acquired Ramon Sessions and Christian Eyenga from Cleveland in exchange for Luke Walton, Jason Kapono, the Lakers' 2012 1st Round (protected) draft pick and other considerations.
 3/15/12 Acquired Jordan Hill from Houston for Derek Fisher and Dallas' protected 1st round selection in the 2012 NBA Draft.

D-League Transactions

Assigned Andrew Goudelock (12/17).
 Recalled Andrew Goudelock (12/18).
 Assigned Malcolm Thomas (12/17).
 Recalled Malcolm Thomas (12/18).
 Assigned Derrick Caracter (1/25).
 Assigned Devin Ebanks (2/15).
 Recalled Devin Ebanks (2/28).
 Assigned Darius Morris (3/7).
 Recalled Darius Morris (3/16).
 Recalled Christian Eyenga (4/25).

2012-13

6/28/12 Acquired rights to Dallas' 2nd round draft pick Darius Johnson-Odom for cash considerations.
 7/10/12 Acquired Steve Nash from Phoenix in exchange for 1st round draft picks in 2013 & 2015 and 2nd round draft picks in 2013 & 2014.
 7/25/12 Signed free agent Antawn Jamison.
 7/25/12 Re-signed Jordan Hill.
 8/10/12 Acquired Dwight Howard, Chris Duhon & Earl Clark from Orlando in exchange for Josh McRoberts, Christian Eyenga, a protected 2017 1st round draft pick and a protected 2015 2nd round draft pick while sending Andrew Bynum to Philadelphia in a four-team trade (Denver, Philadelphia).
 8/13/12 Signed free agent Jodie Meeks.
 8/13/12 Re-signed Devin Ebanks.
 9/5/12 Signed free agents Greg Somogyi & Reeves Nelson.
 9/7/12 Signed 2nd round draft pick Robert Sacre.
 9/17/12 Signed Darius Johnson-Odom.
 9/27/12 Signed free agent Ronnie Aguilar.
 10/1/12 Signed free agent Chris Douglas-Roberts.
 10/20/12 Waived Ronnie Aguilar & Reeves Nelson.
 10/22/12 Waived Chris Douglas-Roberts and Greg Somogyi.
 10/27/12 Waived Andrew Goudelock.
 1/7/13 Waived Darius Johnson-Odom.
 4/14/13 Re-signed free agent Andrew Goudelock.

D-League Transactions

Assigned Darius Johnson-Odom (11/10, 11/17, 11/25).
 Recalled Darius Johnson-Odom (11/11, 11/18).
 Assigned Robert Sacre (11/27, 11/28, 1/5, 3/7, 3/9, 4/3).
 Recalled Robert Sacre (11/27, 12/3, 1/7, 3/8, 3/9, 4/4).
 Assigned Darius Morris (3/7, 3/9, 4/3).
 Recalled Darius Morris (3/8, 3/9, 4/4).



ALL-TIME TRANSACTIONS

2013-14

6/27/13 Selected Ryan Kelly with the 48th pick in the 2013 NBA Draft.

7/10/13 Re-signed Robert Sacre.

7/11/13 Signed free agent Nick Young.

7/12/13 Signed free agent Chris Kaman.

7/15/13 Signed free agent Wesley Johnson.

7/17/13 Signed free agent Jordan Farmar.

8/14/13 Signed free agent Elias Harris.

9/3/13 Signed free agent Shawne Williams.

9/5/13 Signed free agent Xavier Henry.

9/16/13 Signed free agent Marcus Landry.

9/20/13 Signed Ryan Kelly.

9/25/13 Signed free agents Eric Boateng and Darius Johnson-Odom.

9/27/13 Signed free agent Dan Gadzuric.

10/9/13 Waived Eric Boateng and Dan Gadzuric.

10/16/13 Waived Darius Johnson-Odom.

10/25/13 Waived Marcus Landry.

11/25/13 Signed Kobe Bryant to a contract extension.

11/29/13 Waived Elias Harris.

12/20/13 Signed free agent Kendall Marshall.

1/7/14 Waived Shawne Williams.

1/16/14 Signed Manny Harris to a 10-day contract.

1/26/14 Signed Manny Harris to a 10-day contract.

2/6/14 Signed Shawne Williams to a 10-day contract.

2/19/14 Acquired Kent Bazemore and MarShon Brooks from the Golden State Warriors in exchange for Steve Blake.

D-League Transactions

Assigned Elias Harris (11/14, 11/15, 11/17, 11/21, 11/23, 11/24).

Recalled Elias Harris (11/15, 11/16, 11/19, 11/21, 11/23).

Assigned Xavier Henry (2/27).

Recalled Xavier Henry (3/2).

Assigned Ryan Kelly (11/14, 11/15, 11/17, 11/21, 11/23, 11/24, 12/5).

Recalled Ryan Kelly (11/15, 11/16, 11/19, 11/21, 11/23, 12/2, 12/7).

2014-15

6/26/14 Selected Julius Randle with the 7th pick in the 2014 NBA Draft.

Acquired the draft rights to Jordan Clarkson (46th overall selection) from the Washington Wizards in exchange for cash considerations.

7/13/14 Acquired Jeremy Lin, a future first round draft pick, and a conditional 2015 second round draft pick from the Houston Rockets in exchange for the rights to Sergei Lishchuk.

7/17/14 Awarded Carlos Boozer on a partial waiver claim.

7/18/14 Waived Kendall Marshall.

7/21/14 Signed free agents Ryan Kelly and Nick Young.

7/23/14 Signed free agents Ed Davis and Jordan Hill.

7/25/14 Signed free agent Xavier Henry.

7/28/14 Signed free agent Wesley Johnson.

9/22/14 Signed free agent Wayne Ellington.

9/23/14 Signed free agents Keith Appling, Jabari Brown, Roscoe Smith, and Jeremy Tyler.

9/24/14 Signed free agent Ronnie Price.

10/20/14 Waived Keith Appling and Jeremy Tyler.

10/25/14 Waived Jabari Brown and Roscoe Smith.

12/28/14 Waived Xavier Henry.

Awarded Tarik Black on a waiver claim.

2014-15 (cont.)

3/10/15 Signed Jabari Brown to a 10-day contract.

3/21/15 Signed Jabari Brown to a second 10-day contract.

4/1/15 Signed Jabari Brown to a multi-year contract.

Waived Steve Nash.

4/3/15 Signed Dwight Buycks to a 10-day contract.

4/13/15 Signed Vander Blue for the remainder of the season.

D-League Transactions

Assigned Jordan Clarkson (11/15, 11/22, 12/6, 12/18, 1/3).

Recalled Jordan Clarkson (11/15, 11/22, 12/7, 12/18, 1/3).

Assigned Xavier Henry (11/15, 11/22).

Recalled Xavier Henry (11/15, 11/22).

Assigned Tarik Black (1/3).

Recalled Tarik Black (1/3).

Assigned Ryan Kelly (1/30).

Recalled Ryan Kelly (1/30).

2015-16

6/25/15 Selected D'Angelo Russell with the 2nd pick, Larry Nance Jr. with the 27th pick, and Anthony Brown with the 34th pick in the 2015 NBA Draft.

7/9/15 Signed free agents Lou Williams and Brandon Bass.

Acquired Roy Hibbert from the Indiana Pacers in exchange for a future second round pick.

8/13/15 Signed free agent Jonathan Holmes.

8/25/15 Signed free agent Michael Frazier II.

9/9/15 Signed free agent Marcelo Huertas.

9/14/15 Signed free agent Robert Upshaw.

9/24/15 Signed free agent Metta World Peace.

10/20/15 Waived Michael Frazier II and Robert Upshaw.

10/23/15 Waived Jonathan Holmes.

10/26/15 Waived Jabari Brown.

D-League Transactions

Assigned Anthony Brown (11/17, 11/18, 11/19, 11/21, 11/26, 12/13, 1/2).

Recalled Anthony Brown (11/18, 11/19, 11/21, 11/22, 11/29, 12/13, 1/2).

Assigned Tarik Black (12/13, 12/17, 12/18, 1/2, 1/8, 1/30).

Recalled Tarik Black (12/13, 12/18, 12/23, 1/2, 1/11, 1/30).

Assigned Ryan Kelly (12/13, 12/17, 12/18, 1/2, 1/8).

Recalled Ryan Kelly (12/13, 12/18, 12/23, 1/2, 1/11).





ALL-TIME TRANSACTIONS

2016-17

- 6/23/16 Selected Brandon Ingram with the second pick and Ivica Zubac with the 32nd pick in the 2016 NBA Draft.
- 7/7/16 Signed free agents Jordan Clarkson and Luol Deng. Acquired Jose Calderon and two second round draft picks from the Chicago Bulls in exchange for the draft rights to Ater Majok.
- 7/8/16 Signed free agent Timofey Mozgov.
- 8/5/16 Signed free agent Marcelo Huertas.
- 8/22/16 Signed free agent Yi Jianlian.
- 8/24/16 Signed free agent Tarik Black.
- 8/29/16 Signed free agent Zach Auguste.
- 9/1/16 Signed free agents Julian Jacobs and Travis Wear.
- 9/21/16 Signed free agent Thomas Robinson.
- 9/23/16 Signed free agent Metta World Peace.
- 10/12/16 Waived Zach Auguste, Julian Jacobs and Travis Wear
- 10/24/16 Waived Anthony Brown and Yi Jianlian
- 2/23/17 Acquired Corey Brewer and a 2017 first round draft pick from the Houston Rockets in exchange for Lou Williams
- 2/27/17 Waived Jose Calderon
- 2/28/17 Signed David Nwaba to a 10-day contract
- 3/11/17 Re-signed David Nwaba to a second 10-day contract
- 3/21/17 Signed David Nwaba to a multi-year deal

D-LEAGUE TRANSACTIONS

- Assigned Ivica Zubac (11/16, 11/22, 12/8, 12/10, 12/28, 12/30, 1/4, 1/6, 1/13, 1/14, 3/10).
- Recalled Ivica Zubac (11/18, 12/5, 12/9, 12/11, 12/29, 12/30, 1/6, 1/7, 1/13, 1/15, 3/11).
- Assigned David Nwaba (3/4, 3/11, 4/6, 4/8, 4/10).
- Recalled David Nwaba (3/5, 3/11, 4/7, 4/9, 4/11).





1948-54

President: Ben Berger
 Vice President: Morris Chalfen
 General Manager: Max Winter
 Head Coach: John Kundla

1954-55

President: Ben Berger
 Vice President: Morris Chalfen
 General Manager: George Mikan
 Head Coach: John Kundla

1955-56

President: Ben Berger
 Executive VP & GM: George Mikan
 Vice President: Morris Chalfen
 Head Coach: John Kundla
 Assistant Coach: Dave MacMillan

1956-57

President: Ben Berger
 Vice President: Morris Chalfen
 General Manager: George Mikan
 Head Coach: John Kundla
 Assistant Coach: Dave MacMillan

1957-58

President: Robert Short
 Vice Presidents: David Babcock
 Odd Moe
 John Scheefe

General Manager: John Kundla
 Head Coach: George Mikan
 John Kundla

1958-59

President: Robert Short
 Vice Presidents: David Babcock
 Odd Moe
 John Scheefe
 John Kundla

1959-60

President: Robert Short
 Vice Presidents: David Babcock
 Odd Moe
 John Scheefe

Head Coach: John Castellani
 Jim Pollard

1960-65

President: Robert Short
 General Manager: Louis Mohs
 Head Coach: Fred Schaus

1965-66

President: Jack Kent Cooke
 General Manager: Louis Mohs
 Head Coach: Fred Schaus

1966-67

President: Jack Kent Cooke
 VP & General Manager: Louis Mohs
 Head Coach: Fred Schaus

1967-69

President: Jack Kent Cooke
 General Manager: Fred Schaus
 Head Coach: Bill van Breda Kolf

1969-70

President: Jack Kent Cooke
 General Manager: Fred Schaus
 Head Coach: Joseph A. Mullaney

1970-71

Chairman / President: Jack Kent Cooke
 VP & General Manager: Fred Schaus
 Head Coach: Joseph A. Mullaney

1971-72

Chairman / President: Jack Kent Cooke
 VP & General Manager: Fred Schaus
 Head Coach: Bill Sharman
 Assistant Coach/Dir. of Player Personnel: K.C. Jones

1972-75

Chairman / President: Jack Kent Cooke
 General Manager: Pete Newell
 Assistant GM: Chick Hearn
 Head Coach: Bill Sharman
 Assistant Coach: John Barnhill

1975-76

Chairman / President: Jack Kent Cooke
 General Manager: Pete Newell
 Assistant GM: Chick Hearn
 Head Coach: Bill Sharman
 Assistant Coach: Larry Creger

1976-77

Chairman / President: Jack Kent Cooke
 General Manager: Bill Sharman
 Assistant GM: Chick Hearn
 Head Coach: Jerry West
 Assistant Coaches: Stan Albeck
 Jack McCloskey

1977-79

Chairman / President: Jack Kent Cooke
 General Manager: Bill Sharman
 Assistant GM: Chick Hearn
 Head Coach: Jerry West
 Assistant Coaches: Stan Albeck
 Jack McCloskey

1979-80

Chairman of the Board: Dr. Jerry Buss
 General Manager: Bill Sharman
 Special Consultant: Jerry West
 Assistant GM: Chick Hearn
 Head Coach: Jack McKinney
 Assistant Coaches: Paul Westhead
 Paul Westhead
 Pat Riley

1980-81

Owner: Dr. Jerry Buss
 General Manager: Bill Sharman
 Special Consultant: Jerry West
 Assistant GM: Chick Hearn
 Head Coach: Paul Westhead
 Assistant Coaches: Pat Riley
 Mike Thibault

1981-82

Owner: Dr. Jerry Buss
 General Manager: Bill Sharman
 Special Consultant: Jerry West
 Assistant GM: Chick Hearn
 Head Coach: Paul Westhead
 Pat Riley
 Assistant Coaches: Pat Riley
 Mike Thibault
 Bill Bertka

1982-85

Owner: Dr. Jerry Buss
 President: Bill Sharman
 General Manager: Jerry West
 Assistant GM: Chick Hearn
 Head Coach: Pat Riley
 Assistant Coaches: Bill Bertka
 Dave Wohl

1985-86

Owner: Dr. Jerry Buss
 President: Bill Sharman
 General Manager: Jerry West
 Assistant GM: Chick Hearn
 Head Coach: Pat Riley
 Assistant Coaches: Bill Bertka
 Randy Pfund

1986-87

Owner: Dr. Jerry Buss
 President: Bill Sharman
 General Manager: Jerry West
 Assistant GM: Chick Hearn
 Head Coach: Mitch Kupchak
 Assistant Coaches: Pat Riley
 Bill Bertka
 Randy Pfund

1987-88

Owner: Dr. Jerry Buss
 President: Bill Sharman
 General Manager: Jerry West
 Assistant GM: Mitch Kupchak
 Head Coach: Pat Riley
 Assistant Coaches: Bill Bertka
 Randy Pfund

1988-89

Owner: Dr. Jerry Buss
 General Manager: Jerry West
 Assistant GM: Mitch Kupchak
 Head Coach: Pat Riley
 Assistant Coaches: Bill Bertka
 Randy Pfund

1989-90

Owner: Dr. Jerry Buss
 General Manager: Jerry West
 Assistant GM: Mitch Kupchak
 Head Coach: Pat Riley
 Assistant Coaches: Bill Bertka
 Jim Eyer
 Randy Pfund





MANAGEMENT HISTORY

1990-1992

Owner: Dr. Jerry Buss
 General Manager: Jerry West
 Assistant GM: Mitch Kupchak
 Head Coach: Mike Dunleavy
 Assistant Coaches: Bill Bertka
 Jim Eyen
 Randy Pfund

1992-93

Owner / Governor: Dr. Jerry Buss
 General Manager: Jerry West
 Assistant GM: Mitch Kupchak
 Head Coach: Randy Pfund
 Assistant Coaches: Bill Bertka
 Larry Drew
 Chet Kammerer

1993-94

Owner / Governor: Dr. Jerry Buss
 General Manager: Jerry West
 Assistant GM: Mitch Kupchak
 Head Coach: Randy Pfund
 Bill Bertka
 Earvin Johnson
 Bill Bertka
 Larry Drew
 Chet Kammerer
 Michael Cooper

Assistant Coaches:

1994-96

Owner / Governor: Dr. Jerry Buss
 Exec. VP / Basketball Ops: Jerry West
 General Manager: Mitch Kupchak
 Head Coach: Del Harris
 Assistant Coaches: Bill Bertka
 Michael Cooper
 Larry Drew
 Kurt Rambis

Special Asst. Coach:

1996-98

Owner / Governor: Dr. Jerry Buss
 Exec. VP / Basketball Ops: Jerry West
 General Manager: Mitch Kupchak
 Head Coach: Del Harris
 Assistant Coaches: Bill Bertka
 Larry Drew
 Kurt Rambis

1998-99

Owner / Governor: Dr. Jerry Buss
 Exec. VP / Basketball Ops: Jerry West
 General Manager: Mitch Kupchak
 Assistant GM: Jim Buss
 Head Coach: Del Harris
 Bill Bertka
 Kurt Rambis
 Bill Bertka
 Larry Drew
 Kurt Rambis
 Dave Wohl

Assistant Coaches:

1999-2000

Owner / Governor: Dr. Jerry Buss
 Exec. VP / Basketball Ops: Jerry West
 General Manager: Mitch Kupchak
 Assistant GM: Jim Buss
 Head Coach: Phil Jackson
 Assistant Coaches: Bill Bertka
 Jim Clemons
 Frank Hamblen
 Tex Winter

2000-01

Owner / Governor: Dr. Jerry Buss
 General Manager: Mitch Kupchak
 Assistant GM: Jim Buss
 Head Coach: Phil Jackson
 Assistant Coaches: Bill Bertka
 Jim Clemons
 Frank Hamblen
 Tex Winter

2001-04

Owner / Governor: Dr. Jerry Buss
 General Manager: Mitch Kupchak
 Assistant GM: Jim Buss
 Head Coach: Phil Jackson
 Assistant Coaches: Ronnie Lester
 Rudy Tomjanovich
 Frank Hamblen
 Chris Bodaken
 Frank Hamblen
 Melvin Hunt
 Larry Smith
 Mike Wells
 Kurt Rambis
 Brian Shaw

2004-05

Owner / President / Governor / Director: Dr. Jerry Buss
 General Manager: Mitch Kupchak
 Assistant GM: Jim Buss
 Head Coach: Ronnie Lester
 Rudy Tomjanovich
 Frank Hamblen
 Chris Bodaken
 Frank Hamblen
 Melvin Hunt
 Larry Smith
 Mike Wells
 Kurt Rambis
 Brian Shaw

Assistant Coaches:

2005-06

Owner / President / Governor / Director: Dr. Jerry Buss
 General Manager: Mitch Kupchak
 VP / Player Personnel: Jim Buss
 Assistant GM: Ronnie Lester
 Head Coach: Phil Jackson
 Assistant Coaches: Frank Hamblen
 Kurt Rambis
 Brian Shaw
 Special Asst. Coaches: Kareem Abdul-Jabbar
 Craig Hodges

Special Asst. Coaches:

2006-09

Owner / President / Governor / Director: Dr. Jerry Buss
 General Manager: Mitch Kupchak
 VP / Player Personnel: Jim Buss
 Assistant GM: Ronnie Lester
 Head Coach: Phil Jackson
 Assistant Coaches: Jim Clemons
 Frank Hamblen
 Kurt Rambis
 Brian Shaw
 Kareem Abdul-Jabbar
 Craig Hodges

2009-10

Owner / President / Governor / Director: Dr. Jerry Buss
 General Manager: Mitch Kupchak
 EVP / Player Personnel: Jim Buss
 Assistant GM: Ronnie Lester
 Head Coach: Phil Jackson
 Assistant Coaches: Jim Clemons
 Frank Hamblen
 Brian Shaw
 Kareem Abdul-Jabbar
 Craig Hodges

2010-11

Owner / President / Governor / Director: Dr. Jerry Buss
 General Manager: Mitch Kupchak
 EVP / Player Personnel: Jim Buss
 Assistant GM: Ronnie Lester
 Head Coach: Phil Jackson
 Assistant Coaches: Jim Clemons
 Frank Hamblen
 Chuck Person
 Brian Shaw
 Kareem Abdul-Jabbar
 Craig Hodges

Special Asst. Coaches:

2011-12

Owner / President / Governor / Director: Dr. Jerry Buss
 General Manager: Mitch Kupchak
 EVP / Player Personnel: Jim Buss
 Head Coach: Mike Brown
 Assistant Coaches: Darwin Ham
 John Kuester
 Chuck Person
 Quin Snyder
 Ettore Messina

Coaching Consultant:

2012-13

Owner / President / Governor / Director: Dr. Jerry Buss
 General Manager: Mitch Kupchak
 EVP / Player Personnel: Jim Buss
 Assistant GM: Glenn Carraro
 Head Coach: Mike Brown
 Assistant Coaches: Mike D'Antoni
 Bernie Bickerstaff
 Steve Clifford
 Dan D'Antoni
 Darwin Ham
 Eddie Jordan
 Chuck Person

Assistant Coaches:



2013-14

President / Governor: Jeanie Buss
EVP / Basketball Operations: Jim Buss
General Manager: Mitch Kupchak
Assistant GM: Glenn Carraro
Head Coach: Mike D'Antoni
Assistant Coaches: Dan D'Antoni
Johnny Davis
Kurt Rambis

2014-15

President / Governor: Jeanie Buss
EVP / Basketball Operations: Jim Buss
General Manager: Mitch Kupchak
Assistant GM: Glenn Carraro
Head Coach: Byron Scott
Assistant Coaches: Paul Pressey
Jim Eyer
Mark Madsen

2015-16

President / Governor: Jeanie Buss
EVP / Basketball Operations: Jim Buss
General Manager: Mitch Kupchak
Assistant GM: Glenn Carraro
Head Coach: Byron Scott
Assistant Coaches: Paul Pressey
Jim Eyer
Mark Madsen

2016-17

President / Governor: Jeanie Buss
EVP / Basketball Operations: Jim Buss
General Manager: Mitch Kupchak
Assistant GM: Glenn Carraro
Head Coach: Luke Walton
Associate Head Coach: Brian Shaw
Assistant Coaches: Jesse Mermuys
Mark Madsen
Brian Keefe

2017-18

CEO & Controlling Owner: Jeanie Buss
President, Basketball Operations: Earvin Johnson
General Manager: Rob Pelinka
Head Coach: Luke Walton
Associate Head Coach: Brian Shaw
Assistant Coaches: Jesse Mermuys
Brian Keefe
Mark Madsen
Jud Buechler
Miles Simon





ALL-TIME ROSTER WITH STATISTICS

KAREEM ABDUL-JABBAR - 7-2, 267 - UCLA

APRIL 16, 1947

REGULAR SEASON

Table with columns: G, Min., FG, FGA, Pct., 3FG, 3FGA, PCT, FT, FTA, Pct., Off., Def., Tot., Ast., PF, Dq., StL., TO, Blk., Prs., Avg., HI. Row 1: 1975-76 82 3379 914 1728 529...

PLAYOFFS

Table with columns: G, Min., FG, FGA, Pct., 3FG, 3FGA, PCT, FT, FTA, Pct., Off., Def., Tot., Ast., PF, Dq., StL., TO, Blk., Prs., Avg., HI. Row 1: 1976-77 11 467 147 242 607...

TOM ABERNETHY - 6-7, 220 - INDIANA

MAY 6, 1954

REGULAR SEASON

Table with columns: G, Min., FG, FGA, Pct., 3FG, 3FGA, PCT, FT, FTA, Pct., Off., Def., Tot., Ast., PF, Dq., StL., TO, Blk., Prs., Avg., HI. Row 1: 1976-77 70 1378 169 349 484...

PLAYOFFS

Table with columns: G, Min., FG, FGA, Pct., 3FG, 3FGA, PCT, FT, FTA, Pct., Off., Def., Tot., Ast., PF, Dq., StL., TO, Blk., Prs., Avg., HI. Row 1: 1976-77 11 214 50 520...

GARY ALCORN - 6-9, 225 - FRESNO STATE

OCTOBER 8, 1936

REGULAR SEASON

Table with columns: G, Min., FG, FGA, Pct., 3FG, 3FGA, PCT, FT, FTA, Pct., Off., Def., Tot., Ast., PF, Dq., StL., TO, Blk., Prs., Avg., HI. Row 1: 1960-61 20 174 12 40 300...

LUCIUS ALLEN - 6-2, 175 - UCLA

SEPTEMBER 26, 1947

REGULAR SEASON

Table with columns: G, Min., FG, FGA, Pct., 3FG, 3FGA, PCT, FT, FTA, Pct., Off., Def., Tot., Ast., PF, Dq., StL., TO, Blk., Prs., Avg., HI. Row 1: 1974-75 56 2011 443 1006 440...

PLAYOFFS

Table with columns: G, Min., FG, FGA, Pct., 3FG, 3FGA, PCT, FT, FTA, Pct., Off., Def., Tot., Ast., PF, Dq., StL., TO, Blk., Prs., Avg., HI. Row 1: 1976-77 7 186 32 82 390...

CLIFFORD ANDERSON - 6-5, 200 - SAINT JOSEPH

SEPTEMBER 7, 1944

REGULAR SEASON

Table with columns: G, Min., FG, FGA, Pct., 3FG, 3FGA, PCT, FT, FTA, Pct., Off., Def., Tot., Ast., PF, Dq., StL., TO, Blk., Prs., Avg., HI. Row 1: 1967-68 18 94 7 29 241...

PLAYOFFS

Table with columns: G, Min., FG, FGA, Pct., 3FG, 3FGA, PCT, FT, FTA, Pct., Off., Def., Tot., Ast., PF, Dq., StL., TO, Blk., Prs., Avg., HI. Row 1: 1968-69 3 10 2 5 400...



ALL-TIME ROSTER WITH STATISTICS



TREVOR ARIZA - 6-8, 210 - UCLA

AUGUST 30, 1985

REGULAR SEASON

G	Min.	FG	FGA	Pct.	3FG	3FGA	PCT	FT	FTA	Pct.	Off.	Def.	Tot.	Ast.	PF	Do.	StL.	TO	Blk.	Pts.	Avg.	HI	
2007-08	24	431	55	105	.524	5	15	.333	41	60	.683	25	59	84	36	36	0	26	18	8	156	6.5	15
2008-09	82	1999	274	596	.460	61	191	.319	120	169	.710	111	241	352	145	166	1	137	87	24	729	8.9	26
TOT	106	2430	329	701	.469	66	206	.320	161	229	.703	136	300	436	181	202	1	163	105	32	885	8.3	-

PLAYOFFS

G	Min.	FG	FGA	Pct.	3FG	3FGA	PCT	FT	FTA	Pct.	Off.	Def.	Tot.	Ast.	PF	Do.	StL.	TO	Blk.	Pts.	Avg.	HI	
2007-08	8	45	7	12	.583	1	4	.250	2	4	.500	3	8	11	1	0	0	1	1	1	17	2.1	6
2008-09	23	722	92	185	.497	40	84	.476	36	64	.563	22	75	97	54	73	0	36	38	10	260	11.3	21
TOT	31	767	99	197	.503	41	88	.466	38	68	.559	25	83	108	55	73	0	37	39	11	277	8.9	-

CHUCKY ATKINS - 5-11, 160 - SOUTH FLORIDA

AUGUST 14, 1974

REGULAR SEASON

G	Min.	FG	FGA	Pct.	3FG	3FGA	PCT	FT	FTA	Pct.	Off.	Def.	Tot.	Ast.	PF	Do.	StL.	TO	Blk.	Pts.	Avg.	HI	
2004-05	82	2903	388	910	.426	176	455	.387	163	203	.803	31	166	197	358	181	0	73	151	2	1115	13.6	30

JIM BARNES - 6-8, 240 - UTEP

APRIL 14, 1941

REGULAR SEASON

G	Min.	FG	FGA	Pct.	3FG	3FGA	PCT	FT	FTA	Pct.	Off.	Def.	Tot.	Ast.	PF	Do.	StL.	TO	Blk.	Pts.	Avg.	HI	
1966-67	80	1398	217	497	.437	-	-	-	128	187	.684	-	-	450	47	266	5	-	-	-	562	7.0	-
1967-68	42	713	101	235	.430	-	-	-	59	88	.670	-	-	211	27	134	4	-	-	-	261	6.2	-
TOT	122	2111	318	732	.434	-	-	-	187	275	.680	-	-	661	74	400	9	-	-	-	823	6.7	-

PLAYOFFS

G	Min.	FG	FGA	Pct.	3FG	3FGA	PCT	FT	FTA	Pct.	Off.	Def.	Tot.	Ast.	PF	Do.	StL.	TO	Blk.	Pts.	Avg.	HI	
1966-67	3	50	7	19	.368	-	-	-	5	5	1.000	-	-	12	2	-	-	-	-	-	19	6.3	-

MATT BARNES - 6-7, 225 - UCLA

MARCH 9, 1980

REGULAR SEASON

G	Min.	FG	FGA	Pct.	3FG	3FGA	PCT	FT	FTA	Pct.	Off.	Def.	Tot.	Ast.	PF	Do.	StL.	TO	Blk.	Pts.	Avg.	HI	
2010-11	53	1020	131	279	.470	34	107	.318	60	77	.779	73	155	228	71	127	0	39	58	22	356	6.7	24
2011-12	63	1440	175	387	.452	46	138	.333	95	128	.742	97	247	344	126	152	2	35	73	48	491	7.8	24
TOT	116	2460	306	666	.459	80	245	.327	155	205	.756	170	402	572	197	279	2	74	131	70	847	7.3	-

PLAYOFFS

G	Min.	FG	FGA	Pct.	3FG	3FGA	PCT	FT	FTA	Pct.	Off.	Def.	Tot.	Ast.	PF	Do.	StL.	TO	Blk.	Pts.	Avg.	HI	
2010-11	10	131	15	38	.395	2	12	.167	4	7	.571	11	17	28	5	23	0	7	6	2	36	3.6	-
2011-12	11	185	16	59	.271	5	31	.161	2	4	.500	9	27	36	16	29	0	10	15	5	39	3.5	-
TOT	21	316	31	97	.320	7	43	.163	6	11	.545	20	44	64	21	52	0	17	21	7	75	3.6	-

DICK BARNETT - 6-4, 190 - TENNESSE STATE

OCTOBER 2, 1936

REGULAR SEASON

G	Min.	FG	FGA	Pct.	3FG	3FGA	PCT	FT	FTA	Pct.	Off.	Def.	Tot.	Ast.	PF	Do.	StL.	TO	Blk.	Pts.	Avg.	HI	
1962-63	80	2544	547	1162	.471	-	-	-	343	421	.815	-	-	242	224	189	3	-	-	-	1437	18.0	-
1963-64	78	2620	541	1197	.452	-	-	-	351	454	.773	-	-	250	238	233	3	-	-	-	1433	18.4	-
1964-65	74	2026	375	908	.413	-	-	-	270	338	.799	-	-	200	159	209	1	-	-	-	1020	13.8	-
TOT	232	7190	1463	3267	.448	-	-	-	964	1213	.795	-	-	692	621	631	7	-	-	-	3890	16.8	-

PLAYOFFS

G	Min.	FG	FGA	Pct.	3FG	3FGA	PCT	FT	FTA	Pct.	Off.	Def.	Tot.	Ast.	PF	Do.	StL.	TO	Blk.	Pts.	Avg.	HI	
1962-63	13	370	71	151	.470	-	-	-	77	97	.794	-	-	38	21	-	-	-	-	-	219	16.8	-
1963-64	5	154	21	52	.404	-	-	-	27	32	.844	-	-	8	17	-	-	-	-	-	69	13.8	-
1964-65	10	287	72	150	.480	-	-	-	31	39	.795	-	-	30	33	-	-	-	-	-	175	17.5	-
TOT	28	811	164	353	.465	-	-	-	135	168	.804	-	-	76	71	-	-	-	-	-	463	16.5	-

JON BARRY - 6-5, 210 - GEORGIA TECH

JULY 25, 1969

REGULAR SEASON

G	Min.	FG	FGA	Pct.	3FG	3FGA	Pct.	FT	FTA	Pct.	Off.	Def.	Tot.	Ast.	PF	Do.	StL.	TO	Blk.	Pts.	Avg.	HI	
1997-98	49	374	38	104	.365	18	61	.295	27	29	.931	8	29	37	51	33	0	24	22	3	121	2.5	13

PLAYOFFS

G	Min.	FG	FGA	Pct.	3FG	3FGA	PCT	FT	FTA	Pct.	Off.	Def.	Tot.	Ast.	PF	Do.	StL.	TO	Blk.	Pts.	Avg.	HI	
1997-98	7	18	0	8	.000	0	5	.000	0	0	.000	0	2	2	0	-	-	1	0	0	0	0.0	-

BILLY RAY BATES - 6-4, 210 - KENTUCKY STATE

MAY 31, 1956

REGULAR SEASON

G	Min.	FG	FGA	Pct.	3FG	3FGA	PCT	FT	FTA	Pct.	Off.	Def.	Tot.	Ast.	PF	Do.	StL.	TO	Blk.	Pts.	Avg.	HI	
1982-83	4	27	2	16	.125	0	0	.000	1	2	.500	1	0	1	0	1	0	1	0	0	5	1.3	3

BRANDON BASS - 6-8, 250 - LSU

APRIL 30, 1985

REGULAR SEASON

G	Min.	FG	FGA	Pct.	3FG	3FGA	PCT	FT	FTA	Pct.	Off.	Def.	Tot.	Ast.	PF	Do.	StL.	TO	Blk.	Pts.	Avg.	HI	
2015-16	66	1342	174	317	.549	0	2	.000	125	148	.845	104	181	285	74	125	1	33	42	55	473	7.2	18





ALL-TIME ROSTER WITH STATISTICS

ELGIN BAYLOR - 6-5, 225 - SEATTLE

SEPTEMBER 16, 1934

REGULAR SEASON

G	Min.	FG	FGA	Pct.	3FG	3FGA	PCT	FT	FTA	Pct.	Off.	Def.	Tot.	Ast.	PF	Dq.	StL.	TO	Blk.	Prs.	Avg.	Hi
1958-59	70	2855	605	1482	.408	-	-	532	685	.777	-	-	1050	287	270	4	-	-	-	1742	24.9	-
1959-60	70	2873	755	1781	.424	-	-	564	770	.732	-	-	1150	243	234	2	-	-	-	2074	29.6	-
1960-61	73	3133	931	2166	.430	-	-	676	863	.783	-	-	1447	371	279	3	-	-	-	2538	34.8	-
1961-62	48	2129	680	1588	.428	-	-	476	631	.754	-	-	892	222	155	1	-	-	-	1836	38.3	-
1962-63	80	3370	1029	2273	.453	-	-	661	790	.837	-	-	1146	386	226	1	-	-	-	2719	34.0	-
1963-64	78	3164	756	1778	.425	-	-	471	586	.804	-	-	936	347	235	1	-	-	-	1983	25.4	-
1964-65	74	3056	763	1903	.401	-	-	483	610	.792	-	-	950	280	235	0	-	-	-	2009	27.1	-
1965-66	65	1975	415	1034	.401	-	-	249	337	.739	-	-	621	224	157	0	-	-	-	1079	16.6	-
1966-67	70	2706	711	1658	.429	-	-	440	541	.813	-	-	898	215	211	1	-	-	-	1862	26.6	-
1967-68	77	3029	757	1709	.443	-	-	488	621	.786	-	-	941	355	232	0	-	-	-	2002	26.0	-
1968-69	76	3064	730	1632	.447	-	-	421	567	.743	-	-	805	408	204	0	-	-	-	1881	24.8	-
1969-70	54	2213	511	1051	.486	-	-	276	357	.773	-	-	559	292	132	1	-	-	-	1298	24.0	-
1970-71	2	57	8	19	.421	-	-	4	6	.667	-	-	11	2	6	0	-	-	-	20	10.0	-
1971-72	9	239	42	97	.433	-	-	22	27	.815	-	-	57	18	20	0	-	-	-	106	11.8	-
TOT	846	33863	8693	20171	.431	-	-	5763	7391	.780	-	-	11463	3650	2596	14	-	-	-	23149	27.4	-

PLAYOFFS

G	Min.	FG	FGA	Pct.	3FG	3FGA	PCT	FT	FTA	Pct.	Off.	Def.	Tot.	Ast.	PF	Dq.	StL.	TO	Blk.	Prs.	Avg.	Hi
1958-59	13	556	122	303	.403	-	-	87	113	.770	-	-	156	43	-	0	0	0	0	331	25.5	-
1959-60	9	408	111	234	.474	-	-	79	94	.840	-	-	128	31	-	0	0	0	0	301	33.4	-
1960-61	12	540	170	352	.483	-	-	117	142	.824	-	-	183	55	-	0	0	0	0	457	38.1	-
1961-62	13	571	186	425	.438	-	-	130	168	.774	-	-	230	47	-	0	0	0	0	502	38.6	-
1962-63	13	562	160	362	.442	-	-	104	126	.825	-	-	177	58	-	0	0	0	0	424	32.6	-
1963-64	5	221	45	119	.378	-	-	31	40	.775	-	-	58	28	-	0	0	0	0	121	24.2	-
1964-65	1	5	0	2	.000	-	-	0	0	.000	-	-	0	1	-	0	0	0	0	0	0.0	-
1965-66	14	586	145	328	.442	-	-	85	105	.810	-	-	197	52	-	0	0	0	0	375	26.8	-
1966-67	3	121	28	76	.368	-	-	15	20	.750	-	-	39	9	-	0	0	0	0	71	23.7	-
1967-68	15	633	176	376	.468	-	-	76	112	.679	-	-	218	60	-	0	0	0	0	428	28.5	-
1968-69	18	640	107	278	.385	-	-	63	100	.630	-	-	166	74	-	0	0	0	0	277	15.4	-
1969-70	18	667	138	296	.466	-	-	60	81	.741	-	-	173	83	-	0	0	0	0	336	18.7	-
TOT	134	5510	1388	3151	.440	-	-	847	1101	.769	-	-	1725	541	-	0	0	0	0	3623	27.0	-

KENT BAZEMORE - 6-5, 201 - OLD DOMINION

JULY 1, 1989

REGULAR SEASON

G	Min.	FG	FGA	Pct.	3FG	3FGA	PCT	FT	FTA	Pct.	Off.	Def.	Tot.	Ast.	PF	Dq.	StL.	TO	Blk.	Prs.	Avg.	Hi	
2013-14	23	643	111	246	.451	33	89	.371	47	73	.644	5	72	77	71	60	0	31	51	7	302	13.1	23

ED BEACH - 6-3, 200 - WEST VIRGINIA

JANUARY 25, 1929

REGULAR SEASON

G	Min.	FG	FGA	Pct.	3FG	3FGA	PCT	FT	FTA	Pct.	Off.	Def.	Tot.	Ast.	PF	Dq.	StL.	TO	Blk.	Prs.	Avg.	Hi
1950-51	11	8	35	.229	-	-	-	6	9	.667	-	-	25	2	14	0	-	-	-	22	2.0	-

ZELMO BEATY - 6-9, 235 - PRAIRE VIEW A&M

OCTOBER 25, 1939

REGULAR SEASON

G	Min.	FG	FGA	Pct.	3FG	3FGA	PCT	FT	FTA	Pct.	Off.	Def.	Tot.	Ast.	PF	Dq.	StL.	TO	Blk.	Prs.	Avg.	Hi
1974-75	69	1213	136	310	.439	-	-	108	135	.800	93	234	327	74	130	1	45	-	29	380	5.5	19

BENOIT BENJAMIN - 7-0, 265 - CREIGHTON

NOVEMBER 22, 1964

REGULAR SEASON

G	Min.	FG	FGA	Pct.	3FG	3FGA	PCT	FT	FTA	Pct.	Off.	Def.	Tot.	Ast.	PF	Dq.	StL.	TO	Blk.	Prs.	Avg.	Hi	
1992-93	28	306	52	108	.481	0	0	.000	22	37	.595	24	72	96	10	61	0	14	36	13	126	4.5	17

MARIO BENNETT - 6-9, 235 - ARIZONA STATE

AUGUST 1, 1973

REGULAR SEASON

G	Min.	FG	FGA	Pct.	3FG	3FGA	PCT	FT	FTA	Pct.	Off.	Def.	Tot.	Ast.	PF	Dq.	StL.	TO	Blk.	Prs.	Avg.	Hi	
1997-98	45	354	80	135	.593	1	2	.500	16	44	.364	60	66	126	18	61	0	19	21	11	177	3.9	21

PLAYOFFS

G	Min.	FG	FGA	Pct.	3FG	3FGA	PCT	FT	FTA	Pct.	Off.	Def.	Tot.	Ast.	PF	Dq.	StL.	TO	Blk.	Prs.	Avg.	Hi
1997-98	4	10	1	2	.500	0	0	-	2	2	1.000	2	4	6	0	-	0	0	1	4	1.0	-

TARIK BLACK - 6-9, 250 - KANSAS

NOVEMBER 22, 1991

REGULAR SEASON

G	Min.	FG	FGA	Pct.	3FG	3FGA	PCT	FT	FTA	Pct.	Off.	Def.	Tot.	Ast.	PF	Dq.	StL.	TO	Blk.	Prs.	Avg.	Hi	
2014-15	38	803	112	190	.589	0	0	---	50	89	.562	84	157	241	34	102	2	13	29	22	274	7.2	18
2015-16	39	496	57	104	.548	0	0	---	19	45	.422	44	113	157	16	78	0	14	22	18	133	3.4	11
2016-17	67	1091	150	293	.512	1	2	.500	82	109	.752	143	199	342	39	173	1	30	58	44	383	5.7	15
TOT	144	2390	319	588	.543	1	2	.500	151	243	.621	272	469	741	89	35	3	56	109	84	790	5.5	-

ALEX BLACKWELL - 6-6, 255 - MONMOUTH

JUNE 27, 1970

REGULAR SEASON

G	Min.	FG	FGA	Pct.	3FG	3FGA	PCT	FT	FTA	Pct.	Off.	Def.	Tot.	Ast.	PF	Dq.	StL.	TO	Blk.	Prs.	Avg.	Hi	
1992-93	27	109	14	42	.333	0	3	.000	6	8	.750	10	13	23	7	14	0	4	5	2	34	1.3	8



ALL-TIME ROSTER WITH STATISTICS



STEVE BLAKE - 6-3, 170 - MARYLAND

FEBRUARY 26, 1980

REGULAR SEASON

G	Min.	FG	FGA	Pct.	3FG	3FGA	PCT	FT	FTA	Pct.	Off.	Def.	Tot.	Ast.	PF	Dq.	StL.	TO	Blk.	Pts.	Avg.	Hi	
2010-11	79	1581	110	306	.359	73	193	.378	26	30	.867	19	137	156	170	99	0	40	73	3	319	4.0	14
2011-12	53	1237	101	268	.377	53	158	.335	21	27	.778	9	76	85	174	75	0	39	72	2	276	5.2	17
2012-13	45	1175	114	270	.422	72	171	.421	27	35	.771	21	111	132	173	83	2	34	62	6	327	7.3	24
2013-14	27	891	88	233	.378	52	131	.397	28	35	.800	8	95	103	205	49	0	34	71	2	256	9.5	19
TOT	204	4884	413	1077	.385	250	653	.383	102	127	.803	57	419	476	723	306	2	147	278	13	1178	5.8	-

PLAYOFFS

G	Min.	FG	FGA	Pct.	3FG	3FGA	PCT	FT	FTA	Pct.	Off.	Def.	Tot.	Ast.	PF	Dq.	StL.	TO	Blk.	Pts.	Avg.	Hi	
2010-11	9	145	7	23	.304	6	18	.333	0	0	-	1	13	14	20	8	0	5	5	0	20	2.2	-
2011-12	12	306	26	62	.419	18	43	.419	5	7	.714	8	26	34	27	21	0	8	15	2	75	6.3	-
2012-13	2	75	11	28	.393	5	12	.417	1	1	1.000	0	8	8	5	8	0	4	4	3	28	14.0	-
TOT	23	526	44	113	.389	29	73	.397	6	8	.750	9	47	56	52	37	0	17	24	5	123	5.3	-

JOHN BLOCK - 6-9 1/2, 210 - USC

APRIL 16, 1944

REGULAR SEASON

G	Min.	FG	FGA	Pct.	3FG	3FGA	PCT	FT	FTA	Pct.	Off.	Def.	Tot.	Ast.	PF	Dq.	StL.	TO	Blk.	Pts.	Avg.	Hi	
1966-67	22	118	20	52	.385	-	-	-	24	34	.706	-	-	45	5	20	0	-	-	-	64	2.9	-

PLAYOFFS

G	Min.	FG	FGA	Pct.	3FG	3FGA	PCT	FT	FTA	Pct.	Off.	Def.	Tot.	Ast.	PF	Dq.	StL.	TO	Blk.	Pts.	Avg.	Hi
1966-67	1	1	0	0	-	-	-	-	0	0	.000	-	-	0	0	-	0	0	0	0	0.0	-

MEYER BLOOM - 6-6, 190 - TEMPLE

JANUARY 14, 1915

REGULAR SEASON

G	Min.	FG	FGA	Pct.	3FG	3FGA	PCT	FT	FTA	Pct.	Off.	Def.	Tot.	Ast.	PF	Dq.	StL.	TO	Blk.	Pts.	Avg.	Hi	
1948-49	24	-	13	92	.141	-	-	-	29	40	.725	-	-	-	15	22	-	-	-	-	56	2.3	-

CORIE BLOUNT - 6-10, 242 - CINCINNATI

JANUARY 4, 1969

REGULAR SEASON

G	Min.	FG	FGA	Pct.	3FG	3FGA	PCT	FT	FTA	Pct.	Off.	Def.	Tot.	Ast.	PF	Dq.	StL.	TO	Blk.	Pts.	Avg.	Hi	
1995-96	57	715	79	167	.473	0	2	.000	25	44	.568	69	101	170	42	109	2	25	47	35	183	3.2	11
1996-97	58	1009	92	179	514	1	3	.333	56	83	.675	113	163	276	35	121	2	22	50	26	241	4.2	17
1997-98	70	1029	107	187	572	0	4	.000	39	78	.500	114	184	298	37	157	2	29	51	25	253	3.6	12
1998-99	14	162	13	33	.394	0	1	.000	6	12	.500	24	22	46	2	27	0	1	6	4	32	2.3	7
TOT	199	2915	291	566	.514	1	10	.100	126	217	.581	320	470	790	116	414	6	77	154	90	709	3.6	-

PLAYOFFS

G	Min.	FG	FGA	Pct.	3FG	3FGA	PCT	FT	FTA	Pct.	Off.	Def.	Tot.	Ast.	PF	Dq.	StL.	TO	Blk.	Pts.	Avg.	Hi	
1996-97	3	8	1	1	1.000	0	0	-	1	2	.500	0	2	2	1	-	0	0	0	0	3	1.0	-
1997-98	12	209	12	24	.500	0	0	-	7	11	.636	24	40	64	7	-	-	6	3	4	31	2.6	-
TOT	15	217	13	25	.520	0	0	-	8	13	.615	24	42	66	8	-	0	6	3	4	34	2.3	-

VANDER BLUE - 6-4, 200 - MARQUETTE

JULY 17, 1992

REGULAR SEASON

G	Min.	FG	FGA	Pct.	3FG	3FGA	PCT	FT	FTA	Pct.	Off.	Def.	Tot.	Ast.	PF	Dq.	StL.	TO	Blk.	Pts.	Avg.	Hi	
2014-15	2	74	9	30	.300	2	10	.200	2	5	.400	2	7	9	8	4	0	3	6	0	22	11.0	15

TONY BOBBITT - 6-4, 190 - CINCINNATI

OCTOBER 22, 1979

REGULAR SEASON

G	Min.	FG	FGA	Pct.	3FG	3FGA	PCT	FT	FTA	Pct.	Off.	Def.	Tot.	Ast.	PF	Dq.	StL.	TO	Blk.	Pts.	Avg.	Hi	
2004-05	2	12	2	5	.400	1	2	.500	0	0	-	0	3	3	0	1	0	0	0	0	5	2.5	5

RON BOONE - 6-2, 200 - IDAHO STATE

SEPTEMBER 6, 1946

REGULAR SEASON

G	Min.	FG	FGA	Pct.	3FG	3FGA	PCT	FT	FTA	Pct.	Off.	Def.	Tot.	Ast.	PF	Dq.	StL.	TO	Blk.	Pts.	Avg.	Hi	
1978-79	82	1583	259	569	.455	-	-	-	90	104	.865	53	92	145	154	171	1	66	147	11	608	7.4	18
1979-80	6	106	14	40	.350	0	0	-	6	7	.857	7	4	11	7	13	0	5	13	0	34	5.7	10
TOT	88	1689	273	609	.448	0	0	-	96	111	.865	60	96	156	161	184	1	71	160	11	642	7.3	-

PLAYOFFS

G	Min.	FG	FGA	Pct.	3FG	3FGA	PCT	FT	FTA	Pct.	Off.	Def.	Tot.	Ast.	PF	Dq.	StL.	TO	Blk.	Pts.	Avg.	Hi
1978-79	8	226	37	77	.481	-	-	-	20	21	.952	-	15	14	-	-	9	0	0	94	11.8	-

BOB BOOZER - 6-8, 220 - KANSAS STATE

APRIL 26, 1937

REGULAR SEASON

G	Min.	FG	FGA	Pct.	3FG	3FGA	PCT	FT	FTA	Pct.	Off.	Def.	Tot.	Ast.	PF	Dq.	StL.	TO	Blk.	Pts.	Avg.	Hi	
1965-66	78	1847	365	754	.484	-	-	-	225	289	.779	-	-	548	87	196	0	-	-	-	955	12.2	-

PLAYOFFS

G	Min.	FG	FGA	Pct.	3FG	3FGA	PCT	FT	FTA	Pct.	Off.	Def.	Tot.	Ast.	PF	Dq.	StL.	TO	Blk.	Pts.	Avg.	Hi	
1965-66	10	181	26	65	.400	-	-	-	15	20	.750	-	-	50	7	-	-	0	0	0	67	6.7	-

CARLOS BOOZER - 6-9, 258 - DUKE

NOVEMBER 20, 1981

REGULAR SEASON

G	Min.	FG	FGA	Pct.	3FG	3FGA	PCT	FT	FTA	Pct.	Off.	Def.	Tot.	Ast.	PF	Dq.	StL.	TO	Blk.	Pts.	Avg.	Hi	
2014-15	71	1692	371	743	.499	0	0	-	94	150	.627	111	371	482	95	184	2	41	92	12	836	11.8	28





ALL-TIME ROSTER WITH STATISTICS

SAM BOWIE - 7-1, 260 - KENTUCKY

MARCH 17, 1961

REGULAR SEASON

G	Min.	FG	FGA	Pct.	3FG	3FGA	PCT	FT	FTA	Pct.	Off.	Def.	Tot.	Ast.	PF	Do.	StL.	TO	Blk.	Pts.	Avg.	Hi	
1993-94	25	556	75	172	.436	1	4	250	72	83	867	27	104	131	47	65	0	4	43	28	223	8.9	21
1994-95	67	1225	118	267	.442	2	11	182	68	89	764	72	216	288	118	182	4	21	91	80	306	4.6	19
TOT	92	1781	193	439	.440	3	15	200	140	172	814	99	320	419	165	247	4	25	134	108	529	5.8	-

PLAYOFFS

G	Min.	FG	FGA	Pct.	3FG	3FGA	PCT	FT	FTA	Pct.	Off.	Def.	Tot.	Ast.	PF	Do.	StL.	TO	Blk.	Pts.	Avg.	Hi
1994-95	10	135	8	30	.267	0	0	5	5	1.000	13	20	33	3	-	-	1	6	9	21	2.1	-

ADRIAN BRANCH - 6-8, 185 - MARYLAND

NOVEMBER 17, 1963

REGULAR SEASON

G	Min.	FG	FGA	Pct.	3FG	3FGA	PCT	FT	FTA	Pct.	Off.	Def.	Tot.	Ast.	PF	Do.	StL.	TO	Blk.	Pts.	Avg.	Hi	
1986-87	32	219	48	96	.500	0	2	.000	42	54	.778	23	30	53	16	39	0	16	24	3	138	4.3	12

PLAYOFFS

G	Min.	FG	FGA	Pct.	3FG	3FGA	PCT	FT	FTA	Pct.	Off.	Def.	Tot.	Ast.	PF	Do.	StL.	TO	Blk.	Pts.	Avg.	Hi	
1986-87	11	42	4	21	.190	0	1	.000	6	12	.500	3	7	10	5	-	-	2	5	0	14	1.3	-

COREY BREWER - 6-9, 186 - FLORIDA

MARCH 5, 1986

REGULAR SEASON

G	Min.	FG	FGA	Pct.	3FG	3FGA	PCT	FT	FTA	Pct.	Off.	Def.	Tot.	Ast.	PF	Do.	StL.	TO	Blk.	Pts.	Avg.	Hi	
2016-17	24	358	53	121	.438	5	24	.208	18	24	.750	11	41	52	36	29	0	24	19	8	129	5.4	12

JIM BREWER - 6-9, 220 - MINNESOTA

DECEMBER 3, 1951

REGULAR SEASON

G	Min.	FG	FGA	Pct.	3FG	3FGA	PCT	FT	FTA	Pct.	Off.	Def.	Tot.	Ast.	PF	Do.	StL.	TO	Blk.	Pts.	Avg.	Hi	
1980-81	78	1107	101	197	.513	0	2	.000	15	40	.375	127	154	281	55	158	2	43	48	58	217	2.8	14
1981-82	71	966	81	175	.463	1	6	.167	7	19	.368	106	158	264	42	127	1	39	37	46	170	2.4	10
TOT	149	2073	182	372	.489	1	8	.125	22	59	.373	233	312	545	97	285	3	82	85	104	387	2.6	-

PLAYOFFS

G	Min.	FG	FGA	Pct.	3FG	3FGA	PCT	FT	FTA	Pct.	Off.	Def.	Tot.	Ast.	PF	Do.	StL.	TO	Blk.	Pts.	Avg.	Hi	
1980-81	3	7	0	0	.000	0	0	0	0	0	0	1	1	0	-	-	0	0	0	0	0	0.0	0
1981-82	8	57	3	6	.500	0	0	0	0	0	4	7	11	4	-	-	2	4	6	6	0.8	-	
TOT	11	64	3	6	.500	0	0	0	0	0	4	8	12	4	-	-	2	4	6	6	0.5	-	

FRANK BRICKOWSKI - 6-9, 245 - PENN STATE

AUGUST 14, 1959

REGULAR SEASON

G	Min.	FG	FGA	Pct.	3FG	3FGA	PCT	FT	FTA	Pct.	Off.	Def.	Tot.	Ast.	PF	Do.	StL.	TO	Blk.	Pts.	Avg.	Hi
1986-87	37	404	53	94	.564	0	0	40	59	.678	40	57	97	12	105	4	14	25	4	146	3.9	14

BILL BRIDGES - 6-5, 230 - KANSAS

APRIL 4, 1939

REGULAR SEASON

G	Min.	FG	FGA	Pct.	3FG	3FGA	PCT	FT	FTA	Pct.	Off.	Def.	Tot.	Ast.	PF	Do.	StL.	TO	Blk.	Pts.	Avg.	Hi	
1972-73	72	2491	286	597	.479	-	-	-	133	190	.700	-	-	782	196	261	3	-	-	-	705	9.8	-
1973-74	65	1812	216	513	.421	-	-	-	116	164	.707	193	306	499	148	219	3	58	-	31	548	8.4	28
1974-75	17	307	20	57	.351	-	-	-	16	30	.533	46	48	94	27	46	1	7	-	5	56	3.3	15
TOT	154	4610	522	1167	.447	-	-	-	265	384	.690	239	354	1375	371	526	7	65	-	36	1309	8.5	-

PLAYOFFS

G	Min.	FG	FGA	Pct.	3FG	3FGA	PCT	FT	FTA	Pct.	Off.	Def.	Tot.	Ast.	PF	Do.	StL.	TO	Blk.	Pts.	Avg.	Hi	
1972-73	17	582	57	136	.419	-	-	-	38	49	.776	-	-	158	29	-	-	0	0	0	152	8.9	-
1973-74	5	144	12	41	.293	-	-	-	6	13	.462	-	-	30	6	-	-	0	0	0	30	6.0	-
TOT	22	726	69	177	.390	-	-	-	44	62	.710	-	-	188	35	-	-	0	0	0	182	8.3	-

MARSHON BROOKS - 6-5, 200 - PROVIDENCE

JANUARY 26, 1989

REGULAR SEASON

G	Min.	FG	FGA	Pct.	3FG	3FGA	PCT	FT	FTA	Pct.	Off.	Def.	Tot.	Ast.	PF	Do.	StL.	TO	Blk.	Pts.	Avg.	Hi	
2013-14	18	228	43	88	.489	11	19	.579	18	26	.692	8	22	30	21	16	0	12	17	3	115	6.4	23

ANTHONY BROWN - 6-7, 210 - STANFORD

OCTOBER 10, 1992

REGULAR SEASON

G	Min.	FG	FGA	Pct.	3FG	3FGA	PCT	FT	FTA	Pct.	Off.	Def.	Tot.	Ast.	PF	Do.	StL.	TO	Blk.	Pts.	Avg.	Hi	
2015-16	29	859	39	126	.310	20	70	.286	17	20	.850	9	61	70	19	34	0	14	15	5	115	4.0	10

CHUCKY BROWN - 6-8, 215 - NORTH CAROLINA STATE

FEBRUARY 29, 1968

REGULAR SEASON

G	Min.	FG	FGA	Pct.	3FG	3FGA	PCT	FT	FTA	Pct.	Off.	Def.	Tot.	Ast.	PF	Do.	StL.	TO	Blk.	Pts.	Avg.	Hi	
1991-92	36	381	55	118	.466	0	3	.000	25	41	.610	29	47	76	23	41	0	9	27	7	135	3.8	16

PLAYOFFS

G	Min.	FG	FGA	Pct.	3FG	3FGA	PCT	FT	FTA	Pct.	Off.	Def.	Tot.	Ast.	PF	Do.	StL.	TO	Blk.	Pts.	Avg.	Hi	
1991-92	3	44	8	19	.421	0	1	.000	3	6	.500	3	8	11	2	-	-	0	1	2	19	6.3	-

GEORGE BROWN - 6-6, 190 - WAYNE STATE

OCTOBER 30, 1935

REGULAR SEASON

G	Min.	FG	FGA	Pct.	3FG	3FGA	PCT	FT	FTA	Pct.	Off.	Def.	Tot.	Ast.	PF	Do.	StL.	TO	Blk.	Pts.	Avg.	Hi	
1957-58	1	6	0	2	.000	-	-	-	1	2	.500	-	-	1	0	1	0	-	-	-	1	1.0	-

JABARI BROWN - 6-4, 215 - MISSOURI

DECEMBER 18, 1992

REGULAR SEASON

G	Min.	FG	FGA	Pct.	3FG	3FGA	PCT	FT	FTA	Pct.	Off.	Def.	Tot.	Ast.	PF	Do.	StL.	TO	Blk.	Pts.	Avg.	Hi	
2014-15	19	568	70	170	.412	23	62	.371	64	85	.753	3	33	36	40	33	0	12	32	2	227	11.9	32



ALL-TIME ROSTER WITH STATISTICS



KWAME BROWN - 6-11, 270 - GLYNN ACADEMY HS

MARCH 10, 1982

REGULAR SEASON

G	Min.	FG	FGA	Pct.	3FG	3FGA	PCT	FT	FTA	Pct.	Off.	Def.	Tot.	Ast.	PF	Dq.	StL.	TO	Blk.	Pts.	Avg.	Hi	
2005-06	72	19/78	204	388	.526	0	1	.000	128	235	.545	182	291	473	72	196	3	27	100	46	536	7.4	21
2006-07	41	11/32	143	242	.591	0	1	.000	59	134	.440	81	163	244	75	124	0	39	76	49	345	8.4	18
2007-08	23	5/09	53	103	.515	0	0	.000	26	64	.406	31	100	131	28	58	0	16	37	19	132	5.7	10
TOT	136	3619	400	733	.546	0	2	.000	213	433	.492	294	554	848	175	378	3	82	213	114	1013	7.4	-

PLAYOFFS

G	Min.	FG	FGA	Pct.	3FG	3FGA	PCT	FT	FTA	Pct.	Off.	Def.	Tot.	Ast.	PF	Dq.	StL.	TO	Blk.	Pts.	Avg.	Hi	
2005-06	7	2/5	34	65	.523	0	0	-	22	31	.710	17	29	46	7	-	-	2	12	6	90	12.9	-
2006-07	5	1/33	19	36	.528	0	0	-	5	9	.556	13	15	28	1	-	-	1	9	4	43	8.6	-
TOT	12	358	53	101	.525	0	0	-	27	40	.675	30	44	74	8	-	-	3	21	10	133	11.1	-

ROGER BROWN - 6-11, 230 - KANSAS

FEBRUARY 29, 1950

REGULAR SEASON

G	Min.	FG	FGA	Pct.	3FG	3FGA	PCT	FT	FTA	Pct.	Off.	Def.	Tot.	Ast.	PF	Dq.	StL.	TO	Blk.	Pts.	Avg.	Hi
1972-73	1	5	0	0	-	-	-	1	3	.333	-	-	0	0	1	0	-	-	-	1	1.0	-

SHANNON BROWN - 6-4, 210 - MICHIGAN STATE

NOVEMBER 29, 1985

REGULAR SEASON

G	Min.	FG	FGA	Pct.	3FG	3FGA	PCT	FT	FTA	Pct.	Off.	Def.	Tot.	Ast.	PF	Dq.	StL.	TO	Blk.	Pts.	Avg.	Hi	
2008-09	18	136	22	42	.524	6	9	.667	8	9	.889	3	17	20	10	9	0	4	9	2	58	3.2	10
2009-10	82	1700	253	592	.427	62	189	.327	99	121	.818	30	153	183	108	129	0	57	67	31	667	8.1	27
2010-11	82	1568	273	643	.425	74	212	.349	92	101	.911	35	122	157	96	124	0	67	75	16	712	8.7	21
TOT	182	3404	548	1277	.429	142	410	.346	199	231	.861	68	292	370	214	262	0	128	151	49	1437	7.9	-

PLAYOFFS

G	Min.	FG	FGA	Pct.	3FG	3FGA	PCT	FT	FTA	Pct.	Off.	Def.	Tot.	Ast.	PF	Dq.	StL.	TO	Blk.	Pts.	Avg.	Hi	
2008-09	21	276	36	83	.434	12	25	.480	19	24	.792	8	17	25	13	27	0	10	10	2	103	4.9	14
2009-10	23	324	42	107	.393	9	32	.281	20	28	.714	7	22	29	20	37	0	10	13	7	113	4.9	12
2010-11	10	166	28	61	.459	7	25	.280	9	14	.643	5	14	19	7	10	0	6	9	2	72	7.2	15
TOT	54	766	106	251	.422	28	82	.341	48	66	.727	20	53	73	40	74	0	26	32	11	288	5.3	-

TIERRE BROWN - 6-2, 189 - MCNEESE STATE

JUNE 3, 1979

REGULAR SEASON

G	Min.	FG	FGA	Pct.	3FG	3FGA	PCT	FT	FTA	Pct.	Off.	Def.	Tot.	Ast.	PF	Dq.	StL.	TO	Blk.	Pts.	Avg.	Hi	
2004-05	76	1066	124	348	.356	26	72	.361	59	75	.787	21	72	93	155	59	0	32	74	1	333	4.4	27

TONY BROWN - 6-6, 200 - ARKANSAS

JULY 29, 1960

REGULAR SEASON

G	Min.	FG	FGA	Pct.	3FG	3FGA	PCT	FT	FTA	Pct.	Off.	Def.	Tot.	Ast.	PF	Dq.	StL.	TO	Blk.	Pts.	Avg.	Hi	
1990-91	7	27	2	3	.667	1	1	1.000	0	0	-	0	4	4	3	8	0	0	4	0	5	0.7	3





ALL-TIME ROSTER WITH STATISTICS

KOBE BRYANT - 6-6, 205 - LOWER MERION HS

AUGUST 23, 1978

REGULAR SEASON

G	Min.	FG	FGA	Pct.	3FG	3FGA	PCT	FT	FTA	Pct.	Off.	Def.	Tot.	Ast.	PF	Do.	StL.	TO	Blk.	Pts.	Avg.	HI	
1996-97	71	1103	176	422	.417	51	136	.375	136	166	.819	47	85	132	91	102	0	49	112	23	539	7.6	24
1997-98	79	2056	391	913	.428	75	220	.341	363	457	.794	79	163	242	199	180	1	74	157	40	1220	15.4	33
1998-99	50	1896	362	779	.465	27	101	.267	245	292	.839	53	211	264	190	153	3	72	157	50	996	19.9	38
1999-00	66	2524	554	1183	.468	46	144	.319	331	403	.821	108	308	416	323	220	4	106	182	62	1485	22.5	40
2000-01	68	2783	701	1510	.464	61	200	.305	475	557	.853	104	295	399	338	222	3	114	220	43	1938	28.5	51
2001-02	80	3063	749	1597	.469	33	132	.250	488	589	.829	112	329	441	438	228	1	118	223	35	2019	25.2	56
2002-03	82	3401	868	1924	.451	124	324	.383	601	713	.843	106	458	564	481	218	0	181	288	67	2461	30.0	55
2003-04	65	2447	516	1178	.438	71	217	.327	454	533	.852	103	256	359	330	176	0	112	171	28	1557	24.0	45
2004-05	66	2689	573	1324	.433	131	387	.339	542	664	.816	95	297	392	398	174	1	174	270	53	1819	27.6	48
2005-06	80	3277	978	2173	.450	180	518	.347	696	819	.850	71	354	425	360	233	1	147	250	30	2832	35.4	81
2006-07	77	3140	813	1757	.463	137	398	.344	667	768	.868	75	364	439	413	205	2	111	255	36	2430	31.6	65
2007-08	82	3192	775	1690	.459	150	415	.361	623	742	.840	94	423	517	441	227	1	151	257	40	2323	28.3	53
2008-09	82	2960	800	1712	.467	118	336	.351	483	564	.856	90	339	429	399	189	1	120	210	37	2201	26.8	61
2009-10	73	2835	716	1569	.456	99	301	.329	439	541	.811	78	313	391	365	187	0	113	233	20	1970	27.0	44
2010-11	82	2779	740	1639	.451	115	356	.323	483	583	.828	83	336	419	388	172	0	99	243	12	2078	25.3	42
2011-12	58	2232	574	1336	.430	87	287	.303	381	451	.845	66	247	313	264	105	0	69	204	18	1616	27.9	47
2012-13	78	3013	738	1595	.463	132	407	.324	525	626	.839	66	367	433	469	173	0	106	287	25	2133	27.3	48
2013-14	6	177	31	73	.425	3	16	.188	18	21	.857	2	24	26	38	9	0	7	34	1	83	13.8	21
2014-15	35	1207	266	713	.373	54	184	.293	196	241	.813	26	173	199	197	65	0	47	128	7	782	22.3	44
2015-16	66	1863	398	1113	.358	133	467	.285	232	281	.826	41	206	247	184	115	0	62	129	13	1161	17.6	60
TOT	1280	46774	11321	25087	.451	1694	5079	.334	8146	9730	.837	1458	5342	6800	6122	3238	18	1882	3881	627	32482	25.4	-

PLAYOFFS

G	Min.	FG	FGA	Pct.	3FG	3FGA	PCT	FT	FTA	Pct.	Off.	Def.	Tot.	Ast.	PF	Do.	StL.	TO	Blk.	Pts.	Avg.	HI	
1996-97	9	133	21	55	.382	6	23	.261	26	30	.867	1	10	11	11	23	-	3	14	2	74	8.2	-
1997-98	11	220	31	76	.408	3	14	.214	31	45	.689	7	14	21	16	28	-	3	11	8	96	8.7	-
1998-99	8	315	61	142	.430	8	23	.348	28	35	.800	13	42	55	37	24	-	15	31	10	158	19.8	-
1999-00	22	857	174	394	.442	22	64	.344	95	126	.754	26	72	98	97	89	-	32	55	32	465	21.1	-
2000-01	16	694	168	358	.469	11	34	.324	124	151	.821	29	87	116	97	53	-	25	51	12	471	29.4	-
2001-02	19	833	187	431	.434	22	58	.379	110	145	.759	28	83	111	87	65	-	27	54	17	506	26.6	-
2002-03	12	531	137	317	.432	25	62	.403	86	104	.827	16	45	61	62	35	-	14	42	1	385	32.1	-
2003-04	22	973	190	460	.413	24	97	.247	135	166	.813	18	86	104	121	59	-	42	61	7	539	24.5	-
2005-06	7	314	72	145	.497	14	35	.400	37	48	.771	4	40	44	36	25	-	8	33	3	195	27.9	-
2006-07	5	215	60	130	.462	10	28	.357	34	37	.919	1	25	26	22	10	-	5	22	2	164	32.8	-
2007-08	21	863	222	463	.479	32	106	.302	157	194	.809	18	101	119	117	59	-	35	70	8	633	30.1	-
2008-09	23	940	242	530	.457	37	106	.349	174	197	.883	19	104	123	126	59	-	38	59	21	695	30.2	-
2009-10	23	923	234	511	.458	49	131	.374	154	183	.842	26	112	138	126	75	-	31	79	16	671	29.2	-
2010-11	10	354	83	186	.446	12	41	.293	50	61	.820	8	26	34	33	23	-	16	31	3	228	22.8	-
2011-12	12	476	132	301	.439	17	60	.283	79	95	.832	16	42	58	52	33	-	16	34	2	360	30.0	-
TOT	220	8641	2014	4499	.448	292	882	.331	1320	1617	.816	230	889	1119	1040	660	-	310	647	144	5640	25.6	-

STEVE BUCKNALL - 6-6, 215 - NORTH CAROLINA

MARCH 17, 1966

REGULAR SEASON

G	Min.	FG	FGA	Pct.	3FG	3FGA	PCT	FT	FTA	Pct.	Off.	Def.	Tot.	Ast.	PF	Do.	StL.	TO	Blk.	Pts.	Avg.	HI	
1989-90	18	75	9	33	.273	0	1	.000	5	6	.833	5	2	7	10	10	0	2	11	1	23	1.3	4

BOB BURROW - 6-7, 230 - KENTUCKY

JUNE 29, 1934

REGULAR SEASON

G	Min.	FG	FGA	Pct.	3FG	3FGA	PCT	FT	FTA	Pct.	Off.	Def.	Tot.	Ast.	PF	Do.	StL.	TO	Blk.	Pts.	Avg.	HI	
1957-58	14	171	22	70	.314	-	-	-	11	33	.333	-	-	64	6	15	0	-	-	-	55	3.9	-

CARON BUTLER - 6-7, 217 - CONNECTICUT

MARCH 13, 1980

REGULAR SEASON

G	Min.	FG	FGA	Pct.	3FG	3FGA	PCT	FT	FTA	Pct.	Off.	Def.	Tot.	Ast.	PF	Do.	StL.	TO	Blk.	Pts.	Avg.	HI	
2004-05	77	2746	441	991	.445	38	125	.304	275	319	.862	146	304	450	146	213	2	110	125	23	1195	15.5	34

DWIGHT BUICKS - 6-3, 190 - MARQUETTE

MARCH 6, 1989

REGULAR SEASON

G	Min.	FG	FGA	Pct.	3FG	3FGA	PCT	FT	FTA	Pct.	Off.	Def.	Tot.	Ast.	PF	Do.	StL.	TO	Blk.	Pts.	Avg.	HI	
2014-15	6	123	18	40	.450	7	11	.636	9	10	.900	2	10	12	14	3	0	3	12	0	52	8.7	15



ALL-TIME ROSTER WITH STATISTICS



ANDREW BYNUM - 7-1, 285 - ST. JOSEPH HS

OCTOBER 27, 1987

REGULAR SEASON

G	Min.	FG	FGA	Pct.	3FG	3FGA	PCT	FT	FTA	Pct.	Off.	Def.	Tot.	Ast.	PF	Dq.	Stl.	TO	Blk.	Pts.	Avg.	HI	
2005-06	46	338	33	82	402	0	0	-	8	27	296	34	46	80	9	56	0	4	17	22	74	1.6	16
2006-07	82	1793	247	443	558	0	3	.000	143	214	668	139	345	484	94	249	5	12	115	128	637	7.8	20
2007-08	35	1008	189	297	636	0	0	-	82	118	695	105	251	356	61	98	2	12	52	72	460	13.1	28
2008-09	50	1446	281	502	560	0	0	-	152	215	707	137	261	398	71	157	1	18	85	90	714	14.3	42
2009-10	65	1977	392	688	570	0	1	.000	193	261	739	177	364	541	68	193	2	35	115	94	977	15.0	27
2010-11	54	1500	237	413	574	0	0	-	138	209	660	170	338	508	73	140	1	19	74	106	612	11.3	22
2011-12	60	2112	444	796	556	1	5	.200	234	338	692	192	517	709	85	104	0	27	152	116	1123	18.7	37
TOTALS	392	10175	1823	3221	566	1	9	.111	950	1382	687	954	2122	3076	461	997	11	127	610	628	4597	11.7	-

PLAYOFFS

G	Min.	FG	FGA	Pct.	3FG	3FGA	PCT	FT	FTA	Pct.	Off.	Def.	Tot.	Ast.	PF	Dq.	Stl.	TO	Blk.	Pts.	Avg.	HI	
2005-06	1	2	0	1	.000	0	0	0	0	0	-	0	0	0	0	0	0	0	0	0	0	0.0	-
2006-07	5	55	8	15	533	0	0	-	4	10	400	8	15	23	0	7	-	0	2	2	20	4.0	-
2008-09	23	400	58	127	457	0	0	-	28	43	651	33	53	86	10	77	-	8	19	21	144	6.3	-
2009-10	23	561	80	149	537	0	0	-	38	56	679	59	100	159	12	61	-	6	21	36	198	8.6	-
2010-11	10	320	57	105	543	0	0	-	30	36	833	36	60	96	8	33	-	5	20	14	144	14.4	-
2011-12	12	451	73	153	477	0	0	-	54	69	783	46	87	133	18	21	-	5	16	37	200	16.7	-
TOT	74	1469	276	550	502	0	0	-	154	214	720	182	315	497	48	199	-	24	78	110	706	9.5	-

MARTY BYRNES - 6-7, 220 - SYRACUSE

APRIL 30, 1956

REGULAR SEASON

G	Min.	FG	FGA	Pct.	3FG	3FGA	PCT	FT	FTA	Pct.	Off.	Def.	Tot.	Ast.	PF	Dq.	Stl.	TO	Blk.	Pts.	Avg.	HI	
1979-80	32	194	25	50	500	0	0	-	13	15	.867	9	18	27	13	32	0	5	22	1	63	2.0	11

PLAYOFFS

G	Min.	FG	FGA	Pct.	3FG	3FGA	PCT	FT	FTA	Pct.	Off.	Def.	Tot.	Ast.	PF	Dq.	Stl.	TO	Blk.	Pts.	Avg.	HI
1979-80	4	8	1	3	333	0	0	-	4	6	.667	1	0	1	1	-	0	1	0	6	1.5	-

JOSÉ CALDERÓN - 6-3, 200 - TAU VITORIA (SPAIN)

SEPTEMBER 28, 1981

REGULAR SEASON

G	Min.	FG	FGA	Pct.	3FG	3FGA	PCT	FT	FTA	Pct.	Off.	Def.	Tot.	Ast.	PF	Dq.	Stl.	TO	Blk.	Pts.	Avg.	HI	
2016-17	24	292	32	77	146	12	34	.353	4	4	1.000	8	34	42	51	22	0	7	26	1	80	3.3	12

CORKY CALHOUN - 6-7, 210 - PENNSYLVANIA

NOVEMBER 1, 1950

REGULAR SEASON

G	Min.	FG	FGA	Pct.	3FG	3FGA	PCT	FT	FTA	Pct.	Off.	Def.	Tot.	Ast.	PF	Dq.	Stl.	TO	Blk.	Pts.	Avg.	HI	
1974-75	57	1270	120	286	420	-	-	-	44	62	.710	95	141	236	75	160	1	49	-	23	284	5.0	13
1975-76	76	1816	172	368	467	-	-	-	65	83	.783	117	224	341	85	216	4	62	-	35	409	5.4	18
TOT	133	3086	292	654	446	-	-	-	109	145	.752	212	365	577	160	376	5	111	-	58	693	5.2	-

DEMETRIUS CALIP - 6-1, 165 - MICHIGAN

NOVEMBER 18, 1969

REGULAR SEASON

G	Min.	FG	FGA	Pct.	3FG	3FGA	PCT	FT	FTA	Pct.	Off.	Def.	Tot.	Ast.	PF	Dq.	Stl.	TO	Blk.	Pts.	Avg.	HI	
1991-92	7	58	4	18	222	1	5	.200	2	3	.667	1	4	5	12	8	0	1	5	0	11	1.6	3

MACK CALVIN - 6-0, 170 - USC

JULY 27, 1947

REGULAR SEASON

G	Min.	FG	FGA	Pct.	3FG	3FGA	PCT	FT	FTA	Pct.	Off.	Def.	Tot.	Ast.	PF	Dq.	Stl.	TO	Blk.	Pts.	Avg.	HI	
1976-77	12	207	27	82	.329	-	-	-	41	48	.854	6	10	16	21	16	0	11	-	1	95	7.9	20

ELDEN CAMPBELL - 7-0, 255 - CLEMSON

JULY 23, 1968

REGULAR SEASON

G	Min.	FG	FGA	Pct.	3FG	3FGA	PCT	FT	FTA	Pct.	Off.	Def.	Tot.	Ast.	PF	Dq.	Stl.	TO	Blk.	Pts.	Avg.	HI	
1990-91	52	380	56	123	455	0	0	-	32	49	.653	40	56	96	10	71	1	11	16	38	144	2.8	12
1991-92	81	1876	220	491	448	0	2	.000	138	223	619	155	268	423	59	203	1	53	73	159	578	7.1	25
1992-93	79	1551	238	520	458	0	3	.000	130	204	637	127	205	332	48	165	0	59	69	100	606	7.7	21
1993-94	76	2253	373	808	462	0	2	.000	188	273	689	167	352	519	86	241	2	64	98	146	934	12.3	29
1994-95	73	2076	360	785	459	0	1	.000	193	290	666	168	277	445	92	246	4	69	98	132	913	12.5	32
1995-96	82	2699	447	888	503	0	5	.000	249	349	713	162	461	623	181	300	4	88	137	212	1143	13.9	29
1996-97	77	2516	442	942	469	1	4	.250	263	370	711	207	408	615	126	276	6	46	130	117	1148	14.9	40
1997-98	81	1784	289	624	463	1	2	.500	237	342	693	143	312	455	78	209	1	35	115	102	616	10.1	25
1998-99	17	325	44	101	436	0	0	-	38	62	613	38	58	96	8	51	2	1	22	16	126	7.4	24
TOT	618	15460	2469	5282	467	2	19	.105	1468	2162	679	1207	2397	3604	688	1762	21	426	758	1022	6408	10.4	-

PLAYOFFS

G	Min.	FG	FGA	Pct.	3FG	3FGA	PCT	FT	FTA	Pct.	Off.	Def.	Tot.	Ast.	PF	Dq.	Stl.	TO	Blk.	Pts.	Avg.	HI
1990-91	14	138	25	38	658	0	0	-	7	15	.467	8	21	29	3	-	6	6	8	57	4.1	-
1991-92	4	117	14	37	378	0	0	-	12	18	.667	9	16	25	6	-	3	4	6	40	10.0	-
1992-93	5	178	29	69	420	0	0	-	12	24	.500	17	25	42	7	-	6	12	12	70	14.0	-
1994-95	10	376	64	132	485	0	0	-	29	44	.659	26	47	73	16	-	4	15	30	157	15.7	-
1995-96	4	129	20	39	513	0	1	.000	8	16	.500	3	29	32	8	-	1	10	9	48	12.0	-
1996-97	9	278	37	93	398	1	1	1.000	31	38	.816	14	25	39	9	-	7	14	13	106	11.8	-
1997-98	13	180	23	51	451	0	0	-	22	34	.647	17	28	45	8	-	3	13	12	68	5.2	-
TOT	59	1396	212	459	462	1	2	.500	121	189	640	94	191	285	57	-	30	74	90	546	9.3	-





ALL-TIME ROSTER WITH STATISTICS

TONY CAMPBELL - 6-7, 215 - OHIO STATE

MAY 7, 1962

REGULAR SEASON

G	Min.	FG	FGA	Pct.	3FG	3FGA	PCT	FT	FTA	Pct.	Off.	Def.	Tot.	Ast.	PF	Do.	StL.	TO	Blk.	Pts.	Avg.	HI	
1987-88	13	242	57	101	.564	1	3	.333	28	39	.718	8	19	27	15	41	0	11	26	2	143	11.0	28
1988-89	63	787	158	345	.458	2	21	.095	70	83	.843	53	77	130	47	108	0	37	62	6	388	6.2	19
TOT	76	1029	215	446	.482	3	24	.125	98	122	.803	61	96	157	62	149	0	48	88	8	531	7.0	-

PLAYOFFS

G	Min.	FG	FGA	Pct.	3FG	3FGA	PCT	FT	FTA	Pct.	Off.	Def.	Tot.	Ast.	PF	Do.	StL.	TO	Blk.	Pts.	Avg.	HI
1987-88	15	94	18	42	.429	0	1	.000	11	16	.688	4	6	10	5	-	3	5	0	47	3.1	-
1988-89	9	106	19	31	.613	2	4	.500	16	22	.727	4	8	12	6	-	3	9	0	56	6.2	-
TOT	24	200	37	73	.507	2	5	.400	27	38	.711	8	14	22	11	-	6	14	0	103	4.3	-

DERRICK CHARACTER - 6-9, 275 - UTEP

MAY 4, 1988

REGULAR SEASON

G	Min.	FG	FGA	Pct.	3FG	3FGA	PCT	FT	FTA	Pct.	Off.	Def.	Tot.	Ast.	PF	Do.	StL.	TO	Blk.	Pts.	Avg.	HI	
2010-11	41	215	32	66	.485	0	0	-	17	23	.739	19	24	43	7	47	1	4	19	10	81	2.0	10

DON "SWEDE" CARLSON - 6-0, 170 - MINNESOTA

MARCH 22, 1921

REGULAR SEASON

G	Min.	FG	FGA	Pct.	3FG	3FGA	PCT	FT	FTA	Pct.	Off.	Def.	Tot.	Ast.	PF	Do.	StL.	TO	Blk.	Pts.	Avg.	HI	
1948-49	55	-	211	632	.334	-	-	-	86	130	.662	-	-	-	170	180	-	-	-	-	508	9.2	-
1949-50	57	-	99	290	.341	-	-	-	69	95	.726	-	-	-	76	126	-	-	-	-	267	4.7	-
TOT	112	-	310	922	.336	-	-	-	155	225	.689	-	-	-	246	306	-	-	-	-	775	6.9	-

PLAYOFFS

G	Min.	FG	FGA	Pct.	3FG	3FGA	PCT	FT	FTA	Pct.	Off.	Def.	Tot.	Ast.	PF	Do.	StL.	TO	Blk.	Pts.	Avg.	HI	
1948-49	10	-	23	95	.242	-	-	-	14	25	.560	-	-	-	28	30	-	-	-	-	60	6.0	-
1949-50	10	-	21	37	.568	-	-	-	12	15	.800	-	-	-	11	19	-	-	-	-	54	5.4	-
TOT	20	-	44	132	.333	-	-	-	26	40	.650	-	-	-	39	49	-	-	-	-	114	5.7	-

ROBERT CARNEY - 6-3, 170 - BRADLEY

AUGUST 3, 1932

REGULAR SEASON

G	Min.	FG	FGA	Pct.	3FG	3FGA	PCT	FT	FTA	Pct.	Off.	Def.	Tot.	Ast.	PF	Do.	StL.	TO	Blk.	Pts.	Avg.	HI	
1954-55	19	244	24	64	.375	-	-	-	21	40	.525	-	-	45	16	36	0	-	-	-	69	3.6	-

PLAYOFFS

G	Min.	FG	FGA	Pct.	3FG	3FGA	PCT	FT	FTA	Pct.	Off.	Def.	Tot.	Ast.	PF	Do.	StL.	TO	Blk.	Pts.	Avg.	HI
1954-55	7	41	1	8	.125	0	0	-	8	9	.889	-	-	5	3	-	0	0	0	10	1.4	-

KENNY CARR - 6-7, 220 - NORTH CAROLINA STATE

AUGUST 15, 1955

REGULAR SEASON

G	Min.	FG	FGA	Pct.	3FG	3FGA	PCT	FT	FTA	Pct.	Off.	Def.	Tot.	Ast.	PF	Do.	StL.	TO	Blk.	Pts.	Avg.	HI	
1977-78	52	733	134	302	.444	-	-	-	55	85	.647	53	155	208	26	127	0	18	89	14	323	6.2	15
1978-79	72	1149	225	450	.500	-	-	-	83	137	.606	70	222	292	60	152	0	38	116	31	533	7.4	17
1979-80	5	57	7	16	.438	0	0	-	2	2	1.000	5	12	17	1	6	0	2	9	1	16	3.2	6
TOT	129	1939	366	768	.477	0	0	-	140	224	.625	128	389	517	87	285	0	58	214	46	872	6.8	-

PLAYOFFS

G	Min.	FG	FGA	Pct.	3FG	3FGA	PCT	FT	FTA	Pct.	Off.	Def.	Tot.	Ast.	PF	Do.	StL.	TO	Blk.	Pts.	Avg.	HI
1977-78	2	17	3	8	.375	0	0	-	0	0	.000	-	-	4	0	-	1	-	0	6	3.0	-
1978-79	8	117	19	35	.543	0	0	-	5	8	.625	-	-	17	4	-	4	-	2	43	5.4	-
TOT	10	134	22	43	.512	0	0	-	5	8	.625	-	-	21	4	-	5	-	2	49	4.9	-

BUTCH CARTER - 6-5, 180 - INDIANA

JUNE 11, 1958

REGULAR SEASON

G	Min.	FG	FGA	Pct.	3FG	3FGA	PCT	FT	FTA	Pct.	Off.	Def.	Tot.	Ast.	PF	Do.	StL.	TO	Blk.	Pts.	Avg.	HI	
1980-81	54	672	114	247	.462	3	10	.300	70	95	.737	34	31	65	52	99	0	23	50	1	301	5.6	16

MAURICE CARTER - 6-5, 210 - LOUISIANA STATE

OCTOBER 12, 1976

REGULAR SEASON

G	Min.	FG	FGA	Pct.	3FG	3FGA	PCT	FT	FTA	Pct.	Off.	Def.	Tot.	Ast.	PF	Do.	StL.	TO	Blk.	Pts.	Avg.	HI	
2003-04	4	50	5	14	.357	1	3	.333	11	12	.917	0	3	3	2	5	0	0	6	0	22	5.5	9

RON CARTER - 6-5, 190 - VMI

AUGUST 31, 1956

REGULAR SEASON

G	Min.	FG	FGA	Pct.	3FG	3FGA	PCT	FT	FTA	Pct.	Off.	Def.	Tot.	Ast.	PF	Do.	StL.	TO	Blk.	Pts.	Avg.	HI	
1978-79	46	332	54	124	.435	-	-	-	36	54	.667	21	24	45	25	54	1	17	40	7	144	3.1	14

PLAYOFFS

G	Min.	FG	FGA	Pct.	3FG	3FGA	PCT	FT	FTA	Pct.	Off.	Def.	Tot.	Ast.	PF	Do.	StL.	TO	Blk.	Pts.	Avg.	HI
1978-79	2	2	0	1	.000	0	0	-	0	0	-	0	0	0	0	-	0	0	0	0	0.0	-

JAY CARTY - 6-7 1/2, 220 - OREGON STATE

JULY 4, 1941

REGULAR SEASON

G	Min.	FG	FGA	Pct.	3FG	3FGA	PCT	FT	FTA	Pct.	Off.	Def.	Tot.	Ast.	PF	Do.	StL.	TO	Blk.	Pts.	Avg.	HI	
1968-69	28	192	34	89	.382	-	-	-	8	11	.727	-	-	58	11	31	0	-	-	-	76	2.7	-





ALL-TIME ROSTER WITH STATISTICS

ARCHIE CLARK - 6-2, 175 - MINNESOTA

JULY 15, 1941

REGULAR SEASON

G	Min.	FG	FGA	Pct.	3FG	3FGA	PCT	FT	FTA	Pct.	Off.	Def.	Tot.	Ast.	PF	Dq.	StL.	TO	Blk.	Pts.	Avg.	HI
1966-67	76	1763	331	732	.452	-	-	136	192	.708	-	-	218	205	193	1	-	-	-	798	10.5	-
1967-68	81	3039	628	1309	.480	-	-	356	481	.740	-	-	342	353	235	3	-	-	-	1612	19.9	-
TOT	157	4802	959	2041	.470	-	-	492	673	.731	-	-	560	558	428	4	-	-	-	2410	15.4	-

PLAYOFFS

G	Min.	FG	FGA	Pct.	3FG	3FGA	PCT	FT	FTA	Pct.	Off.	Def.	Tot.	Ast.	PF	Dq.	StL.	TO	Blk.	Pts.	Avg.	HI
1966-67	3	125	32	62	.516	-	-	13	17	.765	-	-	13	15	-	-	-	-	-	77	25.7	-
1967-68	15	528	88	206	.427	-	-	53	69	.768	-	-	47	60	-	-	-	-	-	229	15.3	-
TOT	18	653	120	268	.448	-	-	66	86	.767	-	-	60	75	-	-	-	-	-	306	17.0	-

EARL CLARK - 6-10, 225 - LOUISVILLE

JANUARY 17, 1988

REGULAR SEASON

G	Min.	FG	FGA	Pct.	3FG	3FGA	PCT	FT	FTA	Pct.	Off.	Def.	Tot.	Ast.	PF	Dq.	StL.	TO	Blk.	Pts.	Avg.	HI	
2012-13	59	1363	170	386	.440	35	104	337	57	76	697	82	243	325	65	102	0	36	62	44	428	7.3	22

PLAYOFFS

G	Min.	FG	FGA	Pct.	3FG	3FGA	PCT	FT	FTA	Pct.	Off.	Def.	Tot.	Ast.	PF	Dq.	StL.	TO	Blk.	Pts.	Avg.	HI	
2012-13	4	82	7	19	.368	0	4	.000	0	0	-	2	10	12	1	4	0	1	6	1	14	3.5	-

JORDAN CLARKSON - 6-5, 194 - MISSOURI

JUNE 7, 1992

REGULAR SEASON

G	Min.	FG	FGA	Pct.	3FG	3FGA	PCT	FT	FTA	Pct.	Off.	Def.	Tot.	Ast.	PF	Dq.	StL.	TO	Blk.	Pts.	Avg.	HI	
2014-15	59	1476	267	596	.448	38	121	314	131	158	829	56	135	191	206	109	1	51	96	12	703	11.9	30
2015-16	79	2552	475	1098	.433	111	320	347	164	204	804	93	220	313	192	168	1	88	135	7	1225	15.5	30
2016-17	82	2397	477	1071	.445	117	356	329	134	168	798	49	197	246	213	150	0	89	164	8	1205	14.7	35
TOT	220	6425	1219	2765	.441	266	797	334	429	530	809	198	552	750	611	427	2	227	395	27	3133	14.2	-

JIM CLEAMONS - 6-3 1/2, 185 - OHIO STATE

SEPTEMBER 13, 1949

REGULAR SEASON

G	Min.	FG	FGA	Pct.	3FG	3FGA	PCT	FT	FTA	Pct.	Off.	Def.	Tot.	Ast.	PF	Dq.	StL.	TO	Blk.	Pts.	Avg.	HI
1971-72	38	201	35	100	.350	-	-	28	36	.778	-	-	39	35	21	0	-	-	-	98	2.6	-

PLAYOFFS

G	Min.	FG	FGA	Pct.	3FG	3FGA	PCT	FT	FTA	Pct.	Off.	Def.	Tot.	Ast.	PF	Dq.	StL.	TO	Blk.	Pts.	Avg.	HI
1971-72	6	17	4	7	.571	-	-	0	0	-	-	4	4	-	-	-	-	-	-	8	1.3	-

LESTER CONNER - 6-4, 185 - OREGON STATE

SEPTEMBER 17, 1959

REGULAR SEASON

G	Min.	FG	FGA	Pct.	3FG	3FGA	PCT	FT	FTA	Pct.	Off.	Def.	Tot.	Ast.	PF	Dq.	StL.	TO	Blk.	Pts.	Avg.	HI
1994-95	2	5	0	0	-	-	-	2	2	1.000	0	0	0	0	3	0	1	0	0	2	1.0	2

BRIAN COOK - 6-9, 258 - ILLINOIS

DECEMBER 4, 1980

REGULAR SEASON

G	Min.	FG	FGA	Pct.	3FG	3FGA	PCT	FT	FTA	Pct.	Off.	Def.	Tot.	Ast.	PF	Dq.	StL.	TO	Blk.	Pts.	Avg.	HI	
2003-04	35	442	67	141	.475	0	5	.000	21	28	750	31	70	101	20	64	0	16	17	16	155	4.4	16
2004-05	72	1087	176	422	.417	78	199	392	28	37	757	63	153	216	35	139	3	23	29	26	458	6.4	25
2005-06	81	1535	261	511	.511	36	84	429	84	101	832	88	186	274	74	205	3	37	61	32	642	7.9	28
2006-07	65	1018	185	408	.453	46	115	400	34	47	723	61	154	215	65	134	3	25	51	27	450	6.9	26
2007-08	6	70	4	21	.190	2	10	200	4	4	1.000	4	6	10	3	6	0	2	4	0	14	2.3	10
TOT	259	4152	693	1503	.461	162	413	392	171	217	788	247	569	816	197	548	9	103	162	101	1719	6.6	-

PLAYOFFS

G	Min.	FG	FGA	Pct.	3FG	3FGA	PCT	FT	FTA	Pct.	Off.	Def.	Tot.	Ast.	PF	Dq.	StL.	TO	Blk.	Pts.	Avg.	HI
2003-04	13	45	5	15	.333	0	0	.000	2	2	1.000	3	9	12	1	-	1	3	0	12	0.9	-
2005-06	7	78	18	46	.391	4	11	364	4	4	1.000	11	11	22	8	-	1	3	0	44	6.3	-
2006-07	5	51	6	18	.333	3	7	429	3	3	1.000	2	4	6	0	-	0	2	1	18	3.6	-
TOT	25	174	29	79	.367	7	18	389	9	9	1.000	16	24	40	9	-	2	8	1	74	3.0	-

DUANE COOPER - 6-1, 185 - USC

JUNE 25, 1969

REGULAR SEASON

G	Min.	FG	FGA	Pct.	3FG	3FGA	PCT	FT	FTA	Pct.	Off.	Def.	Tot.	Ast.	PF	Dq.	StL.	TO	Blk.	Pts.	Avg.	HI	
1992-93	65	645	62	158	.392	7	30	233	25	35	714	13	37	50	150	66	0	18	69	2	156	2.4	9

PLAYOFFS

G	Min.	FG	FGA	Pct.	3FG	3FGA	PCT	FT	FTA	Pct.	Off.	Def.	Tot.	Ast.	PF	Dq.	StL.	TO	Blk.	Pts.	Avg.	HI
1992-93	2	4	0	6	.000	0	3	-	0	0	-	2	0	2	1	-	0	0	0	0	0.0	-

JOE COOPER - 6-10, 230 - COLORADO

JUNE 25, 1969

REGULAR SEASON

G	Min.	FG	FGA	Pct.	3FG	3FGA	PCT	FT	FTA	Pct.	Off.	Def.	Tot.	Ast.	PF	Dq.	StL.	TO	Blk.	Pts.	Avg.	HI	
1982-83	2	11	1	4	.250	0	0	-	0	0	-	2	0	2	0	3	0	1	3	1	2	1.0	2



ALL-TIME ROSTER WITH STATISTICS



WALTER DUKES - 7-0, 220 - SETON HALL

JUNE 23, 1930

REGULAR SEASON

G	Min.	FG	FGA	Pct.	3FG	3FGA	PCT	FT	FTA	Pct.	Off.	Def.	Tot.	Ast.	PF	Dq.	Stl.	TO	Blk.	Pts.	Avg.	Hi
1956-57	71	1866	228	626	.364	-	-	-	264	383	.689	-	-	794	54	273	10	-	-	720	10.1	-

PLAYOFFS

G	Min.	FG	FGA	Pct.	3FG	3FGA	PCT	FT	FTA	Pct.	Off.	Def.	Tot.	Ast.	PF	Dq.	Stl.	TO	Blk.	Pts.	Avg.	Hi
1956-57	5	177	24	57	.421	-	-	-	20	27	.741	-	-	74	5	-	-	-	-	68	13.6	-

JACK DWAN - 6-4, 200 - LOYLOA (CHICAGO)

MAY 3, 1921

REGULAR SEASON

G	Min.	FG	FGA	Pct.	3FG	3FGA	PCT	FT	FTA	Pct.	Off.	Def.	Tot.	Ast.	PF	Dq.	Stl.	TO	Blk.	Pts.	Avg.	Hi
1948-49	60	-	121	380	.318	-	-	-	34	69	.493	-	-	-	129	157	-	-	-	276	4.6	-

PLAYOFFS

G	Min.	FG	FGA	Pct.	3FG	3FGA	PCT	FT	FTA	Pct.	Off.	Def.	Tot.	Ast.	PF	Dq.	Stl.	TO	Blk.	Pts.	Avg.	Hi
1948-49	10	0	7	29	.241	0	-	-	4	9	.444	-	-	-	9	22	-	-	-	18	1.8	-

DEVIN EBANKS - 6-9, 215 - WEST VIRGINIA

OCTOBER 28, 1989

REGULAR SEASON

G	Min.	FG	FGA	Pct.	3FG	3FGA	PCT	FT	FTA	Pct.	Off.	Def.	Tot.	Ast.	PF	Dq.	Stl.	TO	Blk.	Pts.	Avg.	Hi	
2010-11	20	118	21	51	.412	2	5	.400	18	23	.783	15	12	27	2	7	0	4	6	5	62	3.1	9
2011-12	24	396	37	89	.416	0	9	.000	23	35	.657	26	28	54	12	26	0	11	18	6	97	4.0	14
2012-13	19	197	24	73	.329	6	22	.273	11	14	.786	10	31	41	10	23	0	3	11	1	65	3.4	15
TOT	63	710	82	213	.385	8	36	.222	52	72	.722	51	71	122	24	56	0	18	35	12	224	3.6	-

PLAYOFFS

G	Min.	FG	FGA	Pct.	3FG	3FGA	PCT	FT	FTA	Pct.	Off.	Def.	Tot.	Ast.	PF	Dq.	Stl.	TO	Blk.	Pts.	Avg.	Hi	
2011-12	9	126	16	39	.410	0	3	.000	5	8	.625	7	13	20	6	13	0	3	2	7	37	4.1	-

JAMES EDWARDS - 7-0 1/2, 255 - WASHINGTON

NOVEMBER 22, 1955

REGULAR SEASON

G	Min.	FG	FGA	Pct.	3FG	3FGA	PCT	FT	FTA	Pct.	Off.	Def.	Tot.	Ast.	PF	Dq.	Stl.	TO	Blk.	Pts.	Avg.	Hi	
1977-78	25	723	145	316	.459	-	-	-	80	125	.640	44	136	180	29	89	3	16	57	28	370	14.8	32
1992-93	52	617	122	270	.452	0	0	-	84	118	.712	30	70	100	41	122	0	10	51	7	328	6.3	17
1993-94	45	469	78	168	.464	0	0	-	54	79	.684	11	54	65	22	90	0	4	30	3	210	4.7	16
TOT	122	1809	345	754	.458	0	0	-	218	322	.677	85	260	345	92	301	3	30	138	38	908	7.4	-

PLAYOFFS

G	Min.	FG	FGA	Pct.	3FG	3FGA	PCT	FT	FTA	Pct.	Off.	Def.	Tot.	Ast.	PF	Dq.	Stl.	TO	Blk.	Pts.	Avg.	Hi	
1992-93	3	14	3	4	.750	0	0	-	0	0	-	0	2	2	0	-	-	0	1	0	6	2.0	-

JOHN EGAN - 6-0, 180 - PROVIDENCE

JANUARY 31, 1939

REGULAR SEASON

G	Min.	FG	FGA	Pct.	3FG	3FGA	PCT	FT	FTA	Pct.	Off.	Def.	Tot.	Ast.	PF	Dq.	Stl.	TO	Blk.	Pts.	Avg.	Hi
1968-69	82	1805	246	597	.412	-	-	-	204	240	.850	-	-	147	215	206	1	-	-	696	8.5	-
1969-70	72	1627	215	491	.438	-	-	-	99	121	.818	-	-	104	216	171	2	-	-	529	7.3	-
TOT	154	3432	461	1088	.424	-	-	-	303	361	.839	-	-	251	431	377	3	-	-	1225	8.0	-

PLAYOFFS

G	Min.	FG	FGA	Pct.	3FG	3FGA	PCT	FT	FTA	Pct.	Off.	Def.	Tot.	Ast.	PF	Dq.	Stl.	TO	Blk.	Pts.	Avg.	Hi
1968-69	18	571	94	217	.433	-	-	-	63	80	.788	-	-	44	70	-	-	-	-	251	13.9	-
1969-70	16	162	23	43	.535	-	-	-	10	11	.909	-	-	5	22	-	-	-	-	56	3.5	-
TOT	34	733	117	260	.450	-	-	-	73	91	.802	-	-	49	92	-	-	-	-	307	9.0	-

RAY ELLEFSON - 6-8, 230 - WEST TEXAS A&M

MAY 3, 1921

REGULAR SEASON

G	Min.	FG	FGA	Pct.	3FG	3FGA	PCT	FT	FTA	Pct.	Off.	Def.	Tot.	Ast.	PF	Dq.	Stl.	TO	Blk.	Pts.	Avg.	Hi
1948-49	3	-	1	5	.200	-	-	-	0	0	-	-	-	-	0	2	-	-	-	2	0.7	-

WAYNE ELLINGTON - 6-4, 200 - NORTH CAROLINA

NOVEMBER 29, 1987

REGULAR SEASON

G	Min.	FG	FGA	Pct.	3FG	3FGA	PCT	FT	FTA	Pct.	Off.	Def.	Tot.	Ast.	PF	Dq.	Stl.	TO	Blk.	Pts.	Avg.	Hi	
2014-15	65	1675	254	617	.412	90	243	.370	52	64	.813	31	179	210	105	77	0	33	50	2	650	10.0	28

ALEXANDER "BOO" ELLIS - 6-5, 185 - NIAGARA

FEBRUARY 11, 1936

REGULAR SEASON

G	Min.	FG	FGA	Pct.	3FG	3FGA	PCT	FT	FTA	Pct.	Off.	Def.	Tot.	Ast.	PF	Dq.	Stl.	TO	Blk.	Pts.	Avg.	Hi
1958-59	72	1202	163	379	.430	-	-	-	102	144	.708	-	-	380	59	137	0	-	-	428	5.9	-
1959-60	46	671	64	185	.346	-	-	-	51	76	.671	-	-	236	27	64	2	-	-	179	3.9	-
TOT	118	1873	227	564	.410	-	-	-	153	220	.695	-	-	616	86	201	2	-	-	607	5.1	-

PLAYOFFS

G	Min.	FG	FGA	Pct.	3FG	3FGA	PCT	FT	FTA	Pct.	Off.	Def.	Tot.	Ast.	PF	Dq.	Stl.	TO	Blk.	Pts.	Avg.	Hi
1958-59	13	255	35	80	.438	-	-	-	18	31	.581	-	-	93	16	-	-	-	-	88	6.8	-
1959-60	3	36	2	10	.200	-	-	-	4	8	.500	-	-	12	2	-	-	-	-	8	2.7	-
TOT	16	291	37	90	.411	-	-	-	22	39	.564	-	-	105	18	-	-	-	-	96	6.0	-





ALL-TIME ROSTER WITH STATISTICS

LEROY ELLIS - 6-11, 210 - ST. JOHN'S

MARCH 10, 1940

REGULAR SEASON

G	Mn.	FG	FGA	Pct.	3FG	3FGA	PCT	FT	FTA	Pct.	Off.	Def.	Tot.	Ast.	PF	Dq.	StL.	TO	Blk.	Pts.	Avg.	HI
1962-63	80	1628	222	530	.419	-	-	133	202	.658	-	-	518	46	194	1	-	-	-	577	7.2	-
1963-64	78	1459	200	473	.423	-	-	112	170	.659	-	-	498	41	192	3	-	-	-	512	6.6	-
1964-65	80	2026	311	700	.444	-	-	198	284	.697	-	-	652	49	196	1	-	-	-	620	10.3	-
1965-66	80	2219	393	927	.424	-	-	186	256	.727	-	-	735	74	232	3	-	-	-	972	12.2	-
1971-72	74	1081	138	300	.460	-	-	66	95	.695	-	-	310	46	115	0	-	-	-	342	4.6	-
1972-73	10	156	11	40	.275	-	-	4	5	.800	-	-	33	3	13	0	-	-	-	26	2.6	-
TOT	402	8569	1275	2970	.429	-	-	699	1012	.691	-	-	2746	259	943	8	-	-	-	3249	8.1	-

PLAYOFFS

G	Mn.	FG	FGA	Pct.	3FG	3FGA	PCT	FT	FTA	Pct.	Off.	Def.	Tot.	Ast.	PF	Dq.	StL.	TO	Blk.	Pts.	Avg.	HI
1962-63	13	302	27	53	.509	-	-	27	33	.818	-	-	85	13	-	-	-	-	-	81	6.2	-
1963-64	5	144	8	27	.296	-	-	11	15	.733	-	-	50	4	-	-	-	-	-	27	5.4	-
1964-65	11	405	57	145	.393	-	-	44	65	.677	-	-	133	7	-	-	-	-	-	158	14.4	-
1965-66	14	426	56	138	.406	-	-	25	39	.641	-	-	133	8	-	-	-	-	-	137	9.8	-
1971-72	13	134	19	41	.463	-	-	1	4	.250	-	-	41	10	-	-	-	-	-	39	3.0	-
TOT	56	1411	167	404	.413	-	-	108	156	.692	-	-	442	42	-	-	-	-	-	442	7.9	-

TYLER ENNIS - 6-3, 194 - SYRACUSE

AUGUST 24, 1994

REGULAR SEASON

G	Mn.	FG	FGA	Pct.	3FG	3FGA	PCT	FT	FTA	Pct.	Off.	Def.	Tot.	Ast.	PF	Dq.	StL.	TO	Blk.	Pts.	Avg.	HI	
2016-17	22	392	65	144	.451	21	54	.389	19	22	.864	5	21	26	52	29	0	19	21	2	170	7.7	20

BO ERIAS - 6-3, 220 - NIAGARA

JULY 30, 1932

REGULAR SEASON

G	Mn.	FG	FGA	Pct.	3FG	3FGA	PCT	FT	FTA	Pct.	Off.	Def.	Tot.	Ast.	PF	Dq.	StL.	TO	Blk.	Pts.	Avg.	HI
1957-58	18	401	59	170	.347	-	-	30	47	.638	-	-	83	26	52	1	-	-	-	148	8.2	-

KEITH ERICKSON - 6-5, 195 - UCLA

APRIL 19, 1944

REGULAR SEASON

G	Mn.	FG	FGA	Pct.	3FG	3FGA	PCT	FT	FTA	Pct.	Off.	Def.	Tot.	Ast.	PF	Dq.	StL.	TO	Blk.	Pts.	Avg.	HI
1968-69	77	1974	264	629	.420	-	-	120	175	.686	-	-	308	194	222	6	-	-	-	648	8.4	-
1969-70	68	1755	258	563	.458	-	-	91	122	.746	-	-	304	209	175	3	-	-	-	607	8.9	-
1970-71	73	2272	369	783	.471	-	-	85	112	.759	-	-	404	223	241	4	-	-	-	823	11.3	-
1971-72	15	262	40	83	.482	-	-	6	7	.857	-	-	39	35	26	0	-	-	-	86	5.7	-
1972-73	76	1920	299	696	.460	-	-	89	110	.809	-	-	337	242	190	3	-	-	-	687	9.0	-
TOT	309	8183	1230	2754	.447	-	-	391	526	.743	-	-	1392	903	854	16	-	-	-	2851	9.2	-

PLAYOFFS

G	Mn.	FG	FGA	Pct.	3FG	3FGA	PCT	FT	FTA	Pct.	Off.	Def.	Tot.	Ast.	PF	Dq.	StL.	TO	Blk.	Pts.	Avg.	HI
1968-69	18	446	56	142	.394	-	-	15	25	.600	-	-	86	40	-	-	-	-	-	127	7.1	-
1969-70	17	553	71	153	.464	-	-	27	35	.771	-	-	77	74	-	-	-	-	-	169	9.9	-
1970-71	8	313	54	99	.545	-	-	17	22	.773	-	-	45	22	-	-	-	-	-	125	15.6	-
1972-73	17	404	66	147	.449	-	-	15	22	.682	-	-	59	30	-	-	-	-	-	147	8.6	-
TOT	60	1716	247	541	.457	-	-	74	104	.712	-	-	267	166	-	-	-	-	-	568	9.5	-

MAURICE EVANS - 6-5, 220 - TEXAS

NOVEMBER 8, 1978

REGULAR SEASON

G	Mn.	FG	FGA	Pct.	3FG	3FGA	PCT	FT	FTA	Pct.	Off.	Def.	Tot.	Ast.	PF	Dq.	StL.	TO	Blk.	Pts.	Avg.	HI	
2006-07	76	1732	234	542	.432	48	133	.361	122	155	.787	93	128	221	74	126	0	38	57	14	638	8.4	26
2007-08	7	96	9	28	.321	1	7	.143	12	15	.800	4	5	9	12	10	0	5	0	1	31	4.4	8
TOT	83	1828	243	570	.426	49	140	.350	134	170	.788	97	133	230	86	136	0	43	57	15	669	8.1	-

PLAYOFFS

G	Mn.	FG	FGA	Pct.	3FG	3FGA	PCT	FT	FTA	Pct.	Off.	Def.	Tot.	Ast.	PF	Dq.	StL.	TO	Blk.	Pts.	Avg.	HI	
2006-07	5	82	10	26	.385	5	13	.385	0	0	-	3	5	8	3	-	-	2	0	0	25	5.0	-

CHRISTIAN EYENGA - 6-5, 210 - DEMOCRATIC REPUBLIC OF THE CONGO

JUNE 22, 1989

REGULAR SEASON

G	Mn.	FG	FGA	Pct.	3FG	3FGA	PCT	FT	FTA	Pct.	Off.	Def.	Tot.	Ast.	PF	Dq.	StL.	TO	Blk.	Pts.	Avg.	HI	
2011-12	1	19	3	6	.500	0	1	.000	2	2	1.000	1	1	2	1	0	0	0	1	1	8	8.0	8

PLAYOFFS

G	Mn.	FG	FGA	Pct.	3FG	3FGA	PCT	FT	FTA	Pct.	Off.	Def.	Tot.	Ast.	PF	Dq.	StL.	TO	Blk.	Pts.	Avg.	HI
2011-12	3	9	2	3	.667	0	0	0	1	.000	1	1	2	1	3	0	1	1	1	4	1.3	-

JOHN FAIRCHILD - 6-7 1/2, 205 - BRIGHAM YOUNG

APRIL 28, 1943

REGULAR SEASON

G	Mn.	FG	FGA	Pct.	3FG	3FGA	PCT	FT	FTA	Pct.	Off.	Def.	Tot.	Ast.	PF	Dq.	StL.	TO	Blk.	Pts.	Avg.	HI
1965-66	30	171	23	89	.258	-	-	14	20	.700	-	-	45	11	33	0	-	-	-	60	2.0	-



ALL-TIME ROSTER WITH STATISTICS



JORDAN FARMAR - 6-2, 180 - UCLA

NOVEMBER 30, 1986

REGULAR SEASON

G	Min.	FG	FGA	Pct.	3FG	3FGA	PCT	FT	FTA	Pct.	Off.	Def.	Tot.	Ast.	PF	Dq.	Stl.	TO	Blk.	Pts.	Avg.	Hi	
2006-07	72	1090	124	294	.422	45	137	.328	27	38	.711	22	97	119	137	77	0	44	73	7	320	4.4	17
2007-08	82	1690	291	631	.461	114	307	.371	53	78	.679	39	144	183	225	105	0	77	108	5	749	9.1	24
2008-09	65	1192	161	412	.391	49	146	.336	45	77	.584	22	95	117	155	105	0	57	87	10	416	6.4	18
2009-10	82	1474	224	515	.435	86	229	.376	57	85	.671	14	117	131	127	109	0	52	72	11	591	7.2	24
2013-14	41	912	151	364	.415	70	160	.438	44	59	.746	20	84	104	199	65	0	38	95	8	416	10.1	30
TOT	342	6358	951	2216	.429	364	979	.372	226	337	.671	117	537	654	843	461	0	268	435	41	2492	7.3	-

PLAYOFFS

G	Min.	FG	FGA	Pct.	3FG	3FGA	PCT	FT	FTA	Pct.	Off.	Def.	Tot.	Ast.	PF	Dq.	Stl.	TO	Blk.	Pts.	Avg.	Hi	
2006-07	5	114	12	28	.429	2	10	.200	6	7	.857	1	13	14	8	-	-	6	5	1	32	6.4	-
2007-08	21	360	44	115	.383	17	44	.386	14	16	.875	7	26	33	27	-	-	7	17	4	119	5.7	-
2008-09	20	260	34	87	.391	12	39	.308	14	19	.737	5	23	28	33	-	-	9	18	3	94	4.7	-
2009-10	23	301	38	94	.404	20	50	.400	9	13	.692	1	26	27	32	-	-	17	20	0	105	4.6	-
TOT	69	1036	128	324	.395	51	143	.356	43	55	.782	14	88	102	100	-	-	39	60	8	350	5.1	-

RON FEIEREISEL - 6-3, 185 - DePAUL

AUGUST 6, 1931

REGULAR SEASON

G	Min.	FG	FGA	Pct.	3FG	3FGA	PCT	FT	FTA	Pct.	Off.	Def.	Tot.	Ast.	PF	Dq.	Stl.	TO	Blk.	Pts.	Avg.	Hi	
1955-56	10	59	8	28	.286	-	-	-	14	16	.875	-	-	6	6	9	0	-	-	-	30	3.0	-

RAY FELIX - 6-11, 220 - LONG ISLAND

DECEMBER 10, 1930

REGULAR SEASON

G	Min.	FG	FGA	Pct.	3FG	3FGA	PCT	FT	FTA	Pct.	Off.	Def.	Tot.	Ast.	PF	Dq.	Stl.	TO	Blk.	Pts.	Avg.	Hi	
1959-60	31	696	105	261	.402	-	-	-	51	79	.646	-	-	258	29	133	-	-	-	-	261	8.4	-
1960-61	78	1510	189	508	.372	-	-	-	135	193	.699	-	-	539	37	302	12	-	-	-	513	6.6	-
1961-62	80	1478	171	398	.430	-	-	-	90	130	.692	-	-	473	55	266	6	-	-	-	432	5.4	-
TOT	189	3684	465	1167	.398	-	-	-	276	402	.687	-	-	1270	121	701	18	-	-	-	1206	6.4	-

PLAYOFFS

G	Min.	FG	FGA	Pct.	3FG	3FGA	PCT	FT	FTA	Pct.	Off.	Def.	Tot.	Ast.	PF	Dq.	Stl.	TO	Blk.	Pts.	Avg.	Hi	
1959-60	8	147	17	41	.415	-	-	-	18	25	.720	-	-	53	9	-	-	-	-	-	52	6.5	-
1960-61	12	339	46	109	.422	-	-	-	30	39	.769	-	-	125	10	-	-	-	-	-	122	10.2	-
1961-62	13	242	29	59	.492	-	-	-	26	38	.684	-	-	77	7	-	-	-	-	-	84	6.5	-
TOT	33	728	92	209	.440	-	-	-	74	102	.725	-	-	255	26	-	-	-	-	-	258	7.8	-

ARNIE FERRIN - 6-4, 180 - UTAH

JULY 29, 1925

REGULAR SEASON

G	Min.	FG	FGA	Pct.	3FG	3FGA	PCT	FT	FTA	Pct.	Off.	Def.	Tot.	Ast.	PF	Dq.	Stl.	TO	Blk.	Pts.	Avg.	Hi	
1948-49	47	-	130	378	.344	-	-	-	85	128	.664	-	-	76	142	-	-	-	-	-	345	7.3	-
1949-50	63	-	132	396	.333	-	-	-	76	109	.697	-	-	95	147	-	-	-	-	-	340	5.4	-
1950-51	68	-	119	373	.319	-	-	-	114	164	.695	-	-	271	107	220	8	-	-	-	352	5.2	-
TOT	178	-	381	1147	.332	-	-	-	275	401	.686	-	-	271	278	509	8	-	-	-	1037	4.0	-

PLAYOFFS

G	Min.	FG	FGA	Pct.	3FG	3FGA	PCT	FT	FTA	Pct.	Off.	Def.	Tot.	Ast.	PF	Dq.	Stl.	TO	Blk.	Pts.	Avg.	Hi	
1948-49	10	-	26	77	.338	-	-	-	30	45	.667	-	-	21	-	-	-	-	-	-	82	8.2	-
1949-50	12	-	33	97	.340	-	-	-	16	29	.552	-	-	30	-	-	-	-	-	-	82	6.8	-
1950-51	7	-	12	36	.333	-	-	-	17	18	.944	-	-	33	16	-	-	-	-	-	41	5.9	-
TOT	29	-	71	210	.338	-	-	-	63	92	.685	-	-	67	-	-	-	-	-	-	205	7.1	-

HENRY FINKEL - 7-0, 240 - DAYTON

APRIL 20, 1942

REGULAR SEASON

G	Min.	FG	FGA	Pct.	3FG	3FGA	PCT	FT	FTA	Pct.	Off.	Def.	Tot.	Ast.	PF	Dq.	Stl.	TO	Blk.	Pts.	Avg.	Hi	
1966-67	27	141	17	47	.362	-	-	-	7	12	.583	-	-	64	5	39	1	-	-	-	41	1.5	-





ALL-TIME ROSTER WITH STATISTICS

DEREK FISHER - 6-1, 210 - ARKANSAS-LITTLE ROCK

AUGUST 9, 1974

REGULAR SEASON

G	Min.	FG	FGA	Pct.	3FG	3FGA	PCT	FT	FTA	Pct.	Off.	Def.	Tot.	Ast.	PF	Do.	StL.	TO	Blk.	Pts.	Avg.	HI	
1996-97	80	921	104	262	.397	22	73	.301	79	120	.658	25	72	97	119	87	0	41	71	5	309	3.9	21
1997-98	82	1760	164	378	.434	31	81	.383	115	152	.757	38	155	193	333	126	1	75	119	5	474	5.8	21
1998-99	50	1131	99	263	.376	38	97	.392	60	79	.759	21	70	91	197	95	0	61	77	1	296	5.9	20
1999-00	78	1803	167	483	.346	52	166	.313	105	145	.724	22	121	143	216	150	1	80	75	3	491	6.3	20
2000-01	20	709	77	187	.412	25	63	.397	50	62	.806	5	54	59	87	50	0	39	29	2	229	11.5	26
2001-02	70	1974	274	666	.411	144	349	.413	94	111	.847	15	131	146	181	121	0	66	62	9	786	11.2	28
2002-03	82	2829	339	775	.437	85	212	.401	100	125	.800	40	199	239	298	195	4	93	94	15	863	10.5	24
2003-04	82	1769	203	576	.352	52	179	.291	122	153	.797	30	122	152	187	115	0	103	79	4	580	7.1	18
2007-08	82	2249	339	777	.436	112	276	.406	166	188	.883	24	146	170	239	188	0	86	90	3	956	11.7	28
2008-09	82	2441	292	688	.424	120	302	.397	110	130	.846	25	163	188	261	187	0	95	72	6	814	9.9	27
2009-10	82	2227	212	558	.380	78	224	.348	113	132	.856	25	145	170	201	202	1	90	78	9	615	7.5	15
2010-11	82	2297	206	529	.389	63	159	.396	83	103	.806	14	138	152	224	192	0	99	70	8	558	6.8	19
2011-12	43	1101	92	240	.383	24	74	.324	44	53	.830	10	82	92	142	85	1	40	58	3	252	5.9	15
TOT	915	23211	2568	6382	.402	846	2255	.375	1241	1553	.799	294	1598	1892	2685	1793	8	968	974	73	7223	7.9	-

PLAYOFFS

G	Min.	FG	FGA	Pct.	3FG	3FGA	PCT	FT	FTA	Pct.	Off.	Def.	Tot.	Ast.	PF	Do.	StL.	TO	Blk.	Pts.	Avg.	HI
1996-97	6	34	3	11	.273	0	5	.000	2	3	.667	0	3	3	6	-	1	6	0	8	1.3	-
1997-98	13	278	27	68	.397	6	20	.300	18	29	.621	2	23	25	49	-	17	15	0	78	6.0	-
1998-99	8	238	28	67	.418	10	29	.345	12	15	.800	6	23	29	39	-	8	11	0	78	9.8	-
1999-00	21	322	34	79	.430	12	29	.414	19	25	.760	4	18	22	41	-	11	9	1	99	4.7	-
2000-01	16	576	77	159	.484	35	68	.515	26	34	.765	5	56	61	48	-	21	12	1	215	13.4	-
2001-02	19	649	60	168	.357	29	81	.358	44	56	.786	10	52	62	52	-	19	20	1	193	10.2	-
2002-03	12	424	53	102	.520	29	47	.617	18	22	.818	5	31	36	22	-	18	18	1	153	12.8	-
2003-04	22	506	60	148	.405	23	55	.418	23	35	.657	10	46	56	49	-	18	19	0	166	7.5	-
2007-08	21	663	66	146	.452	22	50	.440	61	73	.836	2	45	47	52	-	43	20	3	215	10.2	-
2008-09	22	635	63	160	.394	19	67	.284	31	36	.861	7	38	45	49	-	21	24	1	176	8.0	-
2009-10	23	754	82	183	.448	27	75	.360	46	56	.821	9	49	58	64	-	28	36	1	237	10.3	-
2010-11	10	325	29	67	.433	7	17	.412	17	21	.810	1	26	27	36	-	14	8	2	82	8.2	-
TOT	193	5404	582	1358	.429	219	543	.403	317	405	.783	61	410	471	507	-	219	198	11	1700	8.8	-

ED FLEMING - 6-3, 190 - NIAGARA

JULY 25, 1933

REGULAR SEASON

G	Min.	FG	FGA	Pct.	3FG	3FGA	PCT	FT	FTA	Pct.	Off.	Def.	Tot.	Ast.	PF	Do.	StL.	TO	Blk.	Pts.	Avg.	HI	
1957-58	72	1686	226	655	.345	-	-	-	181	255	.710	-	-	492	139	222	5	-	-	-	633	8.8	-
1958-59	71	1132	162	419	.387	-	-	-	137	190	.721	-	-	281	89	148	1	-	-	-	461	6.5	-
1959-60	27	413	59	141	.418	-	-	-	53	69	.768	-	-	87	38	46	0	-	-	-	171	6.3	-
TOT	170	3231	447	1215	.368	-	-	-	371	514	.722	-	-	860	266	416	6	-	-	-	1265	7.4	-

PLAYOFFS

G	Min.	FG	FGA	Pct.	3FG	3FGA	PCT	FT	FTA	Pct.	Off.	Def.	Tot.	Ast.	PF	Do.	StL.	TO	Blk.	Pts.	Avg.	HI	
1958-59	13	178	27	77	.351	-	-	-	22	25	.880	-	-	39	18	-	-	-	-	-	76	5.8	-

DON FORD - 6-8 1/2, 215 - CAL-SANTA BARBARA

DECEMBER 31, 1952

REGULAR SEASON

G	Min.	FG	FGA	Pct.	3FG	3FGA	PCT	FT	FTA	Pct.	Off.	Def.	Tot.	Ast.	PF	Do.	StL.	TO	Blk.	Pts.	Avg.	HI	
1975-76	76	1838	311	710	.438	-	-	-	104	139	.748	118	215	333	111	186	3	50	-	14	726	9.6	25
1976-77	82	1782	262	570	.460	-	-	-	73	102	.716	105	248	353	133	170	0	60	-	21	597	7.3	19
1977-78	79	1945	272	576	.472	-	-	-	68	90	.756	106	247	353	142	210	1	68	88	46	612	7.7	22
1978-79	79	1540	228	450	.507	-	-	-	72	89	.809	83	185	268	101	177	2	51	93	25	528	6.7	22
1979-80	52	580	66	130	.508	0	1	.000	23	28	.821	23	75	98	36	86	0	11	30	15	305	5.9	15
TOT	368	7685	1139	2436	.467	0	1	.000	340	448	.756	435	970	1405	523	865	6	240	211	121	2616	7.6	-

PLAYOFFS

G	Min.	FG	FGA	Pct.	3FG	3FGA	PCT	FT	FTA	Pct.	Off.	Def.	Tot.	Ast.	PF	Do.	StL.	TO	Blk.	Pts.	Avg.	HI
1976-77	11	333	42	98	.429	-	-	-	27	36	.750	-	-	58	37	-	-	-	-	111	10.1	-
1977-78	1	10	0	3	.000	-	-	-	0	0	-	-	-	5	0	-	1	-	-	0	0.0	-
1978-79	8	138	16	30	.533	-	-	-	1	3	.333	2	20	22	7	-	3	-	2	33	4.1	-
TOT	20	481	58	131	.443	-	-	-	28	39	.718	2	20	85	44	-	4	-	2	144	7.2	-

DONALD FORMAN - 6-1, 175 - NEW YORK UNIVERSITY

JANUARY 17, 1926

REGULAR SEASON

G	Min.	FG	FGA	Pct.	3FG	3FGA	PCT	FT	FTA	Pct.	Off.	Def.	Tot.	Ast.	PF	Do.	StL.	TO	Blk.	Pts.	Avg.	HI	
1948-49	44	-	68	231	.294	-	-	-	43	67	.642	-	-	-	74	94	-	-	-	-	179	4.1	-

PLAYOFFS

G	Min.	FG	FGA	Pct.	3FG	3FGA	PCT	FT	FTA	Pct.	Off.	Def.	Tot.	Ast.	PF	Do.	StL.	TO	Blk.	Pts.	Avg.	HI	
1948-49	9	-	3	20	.150	-	-	-	7	11	.636	-	-	-	7	-	-	-	-	-	13	1.4	-

GREG FOSTER - 6-11, 250 - TEXAS-EL PASO

OCTOBER 3, 1968

REGULAR SEASON

G	Min.	FG	FGA	Pct.	3FG	3FGA	PCT	FT	FTA	Pct.	Off.	Def.	Tot.	Ast.	PF	Do.	StL.	TO	Blk.	Pts.	Avg.	HI	
2000-01	62	451	56	133	.421	3	3	.333	10	14	.714	29	83	112	32	76	0	9	25	12	125	2.0	13

PLAYOFFS

G	Min.	FG	FGA	Pct.	3FG	3FGA	PCT	FT	FTA	Pct.	Off.	Def.	Tot.	Ast.	PF	Do.	StL.	TO	Blk.	Pts.	Avg.	HI
2000-01	1	3	0	0	-	0	0	-	0	0	-	0	1	1	0	-	0	0	0	0	0.0	-



ALL-TIME ROSTER WITH STATISTICS



LARRY FOUST - 6-9, 250 - LA SALLE

JUNE 24, 1928

REGULAR SEASON

G	Min.	FG	FGA	Pct.	3FG	3FGA	PCT	FT	FTA	Pct.	Off.	Def.	Tot.	Ast.	PF	Dq.	Stl.	TO	Blk.	Prs.	Avg.	Hi
1957-58	72	2200	391	982	.398	-	-	-	428	666	.756	-	-	876	108	299	11	-	-	1210	16.8	-
1958-59	72	1933	301	771	.390	-	-	-	280	366	.765	-	-	627	91	233	5	-	-	882	12.3	-
1959-60*	72	1964	312	766	.407	-	-	-	253	320	.791	-	-	621	96	241	7	-	-	877	12.2	-
TOT	216	6097	1004	2519	.399	-	-	-	961	1252	.768	-	-	2124	295	773	23	-	-	2969	13.7	-

PLAYOFFS

G	Min.	FG	FGA	Pct.	3FG	3FGA	PCT	FT	FTA	Pct.	Off.	Def.	Tot.	Ast.	PF	Dq.	Stl.	TO	Blk.	Prs.	Avg.	Hi
1958-59	13	404	56	134	.418	-	-	-	41	50	.820	-	-	136	12	-	-	-	-	153	11.8	-

RICK FOX - 6-7, 235 - NORTH CAROLINA

JULY 24, 1969

REGULAR SEASON

G	Min.	FG	FGA	Pct.	3FG	3FGA	PCT	FT	FTA	Pct.	Off.	Def.	Tot.	Ast.	PF	Dq.	Stl.	TO	Blk.	Prs.	Avg.	Hi	
1997-98	82	2709	363	771	.471	86	265	.325	171	230	.743	78	280	358	276	309	4	100	201	48	983	12.0	31
1998-99	44	944	148	330	.448	32	95	.337	66	89	.742	26	63	89	89	114	1	28	56	10	394	9.0	24
1999-00	82	1473	206	498	.414	59	181	.326	63	78	.808	63	135	198	138	203	1	52	87	26	534	6.5	20
2000-01	82	2291	287	646	.444	118	300	.393	95	122	.779	80	245	325	262	225	1	70	136	29	787	9.6	22
2001-02	82	2289	255	605	.421	65	208	.313	70	85	.824	90	299	389	283	244	2	67	132	21	645	7.9	18
2002-03	76	2181	262	621	.422	105	280	.375	52	69	.754	64	259	323	253	215	4	69	121	14	681	9.0	23
2003-04	38	846	73	186	.392	15	61	.246	22	30	.733	29	73	102	98	99	2	29	48	4	183	4.8	11
TOT	486	12733	1594	3657	.436	480	1390	.345	539	703	.767	430	1354	1784	1399	1409	15	415	781	152	4207	8.7	-

PLAYOFFS

G	Min.	FG	FGA	Pct.	3FG	3FGA	PCT	FT	FTA	Pct.	Off.	Def.	Tot.	Ast.	PF	Dq.	Stl.	TO	Blk.	Prs.	Avg.	Hi
1997-98	13	428	51	114	.447	21	53	.396	19	23	.826	18	40	58	51	-	11	21	3	142	10.9	-
1998-99	8	181	24	60	.400	4	21	.190	1	1	1.000	9	13	22	12	-	4	14	5	53	6.6	-
1999-00	23	331	33	73	.452	18	39	.462	16	21	.762	11	27	38	28	-	9	16	0	100	4.3	-
2000-01	16	573	58	129	.450	18	57	.316	26	30	.867	13	66	79	57	-	31	36	7	160	10.0	-
2001-02	19	652	67	139	.482	15	43	.349	37	49	.755	24	78	102	64	-	21	45	6	186	9.8	-
2002-03	4	79	8	18	.444	5	10	.500	3	4	.750	2	4	6	7	-	1	4	1	24	6.0	-
2003-04	16	145	8	20	.400	1	7	.143	1	2	.500	6	17	23	18	-	3	9	2	18	1.1	-
TOT	99	2389	249	553	.450	82	230	.357	103	130	.792	83	245	328	237	-	80	145	24	683	6.9	-

DONNIE FREEMAN - 6-3, 185 - ILLINOIS

JULY 18, 1944

REGULAR SEASON

G	Min.	FG	FGA	Pct.	3FG	3FGA	PCT	FT	FTA	Pct.	Off.	Def.	Tot.	Ast.	PF	Dq.	Stl.	TO	Blk.	Prs.	Avg.	Hi	
1975-76	64	1480	263	606	.434	-	-	-	163	199	.819	72	108	180	171	160	1	57	-	11	689	10.8	25

JAMES FRITSCHER - 6-8, 210 - HAMLINE

DECEMBER 10, 1931

REGULAR SEASON

G	Min.	FG	FGA	Pct.	3FG	3FGA	PCT	FT	FTA	Pct.	Off.	Def.	Tot.	Ast.	PF	Dq.	Stl.	TO	Blk.	Prs.	Avg.	Hi	
1953-54*	68	1221	116	379	.306	-	-	-	49	68	.721	-	-	217	73	103	0	-	-	-	281	4.1	-

EARL "RED" GARDNER - 6-3, 195 - DEPAUW

SEPTEMBER 18, 1923

REGULAR SEASON

G	Min.	FG	FGA	Pct.	3FG	3FGA	PCT	FT	FTA	Pct.	Off.	Def.	Tot.	Ast.	PF	Dq.	Stl.	TO	Blk.	Prs.	Avg.	Hi	
1948-49	50	-	38	101	.376	-	-	-	13	28	.464	-	-	-	19	50	-	-	-	-	89	1.8	-

DICK GARMAKER - 6-3, 205 - MINNESOTA

OCTOBER 29, 1932

REGULAR SEASON

G	Min.	FG	FGA	Pct.	3FG	3FGA	PCT	FT	FTA	Pct.	Off.	Def.	Tot.	Ast.	PF	Dq.	Stl.	TO	Blk.	Prs.	Avg.	Hi	
1955-56	68	870	138	373	.370	-	-	-	112	139	.806	-	-	132	104	127	0	-	-	-	388	5.7	-
1956-57	72	2406	406	1015	.400	-	-	-	365	435	.839	-	-	336	190	199	1	-	-	-	1177	16.3	-
1957-58	68	2216	390	988	.395	-	-	-	314	411	.764	-	-	365	183	190	2	-	-	-	1094	16.1	-
1958-59	72	2493	350	885	.395	-	-	-	284	368	.772	-	-	325	211	226	3	-	-	-	984	13.7	-
1959-60	44	1187	198	526	.377	-	-	-	117	163	.718	-	-	189	133	126	-	-	-	-	513	11.7	-
TOT	324	9172	1482	3786	.391	-	-	-	1192	1516	.786	-	-	1347	821	868	6	-	-	-	4156	12.8	-

PLAYOFFS

G	Min.	FG	FGA	Pct.	3FG	3FGA	PCT	FT	FTA	Pct.	Off.	Def.	Tot.	Ast.	PF	Dq.	Stl.	TO	Blk.	Prs.	Avg.	Hi	
1955-56	3	42	7	19	.368	-	-	-	16	17	.941	-	-	8	11	-	-	-	-	-	30	10.0	-
1956-57	5	187	19	69	.275	-	-	-	27	32	.844	-	-	35	17	-	-	-	-	-	65	13.0	-
1958-59	13	439	70	165	.424	-	-	-	49	63	.778	-	-	55	39	-	-	-	-	-	189	14.5	-
TOT	21	668	96	253	.379	-	-	-	92	112	.821	-	-	98	67	-	-	-	-	-	284	13.5	-

CALVIN GARRETT - 6-7, 190 - ORAL ROBERTS

JULY 11, 1956

REGULAR SEASON

G	Min.	FG	FGA	Pct.	3FG	3FGA	PCT	FT	FTA	Pct.	Off.	Def.	Tot.	Ast.	PF	Dq.	Stl.	TO	Blk.	Prs.	Avg.	Hi	
1983-84	41	478	78	152	.513	2	6	.333	30	39	.769	24	47	71	31	62	2	12	34	2	188	4.6	16

DICK GARRETT - 6-3, 185 - SOUTHERN ILLINOIS

JANUARY 31, 1947

REGULAR SEASON

G	Min.	FG	FGA	Pct.	3FG	3FGA	PCT	FT	FTA	Pct.	Off.	Def.	Tot.	Ast.	PF	Dq.	Stl.	TO	Blk.	Prs.	Avg.	Hi	
1969-70	73	2318	354	816	.434	-	-	-	138	162	.852	-	-	235	180	236	5	-	-	-	846	11.6	-

PLAYOFFS

G	Min.	FG	FGA	Pct.	3FG	3FGA	PCT	FT	FTA	Pct.	Off.	Def.	Tot.	Ast.	PF	Dq.	Stl.	TO	Blk.	Prs.	Avg.	Hi	
1969-70	18	595	101	198	.510	-	-	-	28	32	.875	-	-	52	39	-	-	-	-	-	230	12.8	-

* Played with multiple teams (cumulative stats only available)



ALL-TIME ROSTER WITH STATISTICS

PAU GASOL - 7-0, 275 - SPAIN

JULY 6, 1980

REGULAR SEASON

G	Min.	FG	FGA	Pct.	3FG	3FGA	PCT	FT	FTA	Pct.	Off.	Def.	Tot.	Ast.	PF	Do.	StL.	TO	Blk.	Pts.	Avg.	Hi	
2007-08	27	918	196	333	.589	0	1	.000	116	147	.789	61	150	211	95	54	0	14	44	42	508	18.8	31
2008-09	81	2999	592	1045	.567	1	2	.500	343	439	.781	262	518	780	284	172	0	52	157	81	1528	18.9	36
2009-10	65	2403	452	844	.536	0	5	.000	286	362	.790	243	491	734	218	152	0	37	143	113	1190	18.3	32
2010-11	82	3037	593	1120	.529	1	3	.333	354	430	.823	268	568	836	273	203	2	48	142	130	1541	18.8	34
2011-12	65	2430	459	917	.501	7	27	.259	204	261	.782	183	495	678	238	127	0	37	142	88	1129	17.4	30
2012-13	49	1655	270	579	.466	8	28	.286	125	178	.702	111	310	421	200	93	0	24	104	61	673	13.7	26
2013-14	60	1884	425	885	.480	4	14	.286	187	254	.736	124	456	580	201	124	0	27	141	92	1043	17.4	29
TOT	429	15326	2987	5723	.522	21	80	.263	1615	2071	.780	1252	2988	4240	1508	925	2	239	873	607	7610	17.7	-

PLAYOFFS

G	Min.	FG	FGA	Pct.	3FG	3FGA	PCT	FT	FTA	Pct.	Off.	Def.	Tot.	Ast.	PF	Do.	StL.	TO	Blk.	Pts.	Avg.	Hi	
2007-08	21	836	141	266	.530	0	0	-	72	104	.692	55	140	195	83	60	0	11	44	40	354	16.9	-
2008-09	23	931	160	276	.580	0	0	-	100	140	.714	68	181	249	58	69	0	19	44	45	420	18.3	-
2009-10	23	913	165	306	.539	0	3	.000	120	158	.759	92	163	255	81	63	1	9	44	48	450	19.6	-
2010-11	10	358	47	112	.420	1	2	.500	36	45	.800	32	46	78	38	33	1	4	17	17	131	13.1	-
2011-12	12	444	62	143	.434	2	5	.400	24	29	.828	38	76	114	44	36	0	6	20	25	150	12.5	-
2012-13	4	146	25	52	.481	0	0	-	6	11	.545	7	39	46	26	4	0	2	13	3	56	14.0	-
TOT	93	3628	600	1155	.519	3	10	.300	358	487	.735	292	645	937	330	265	2	51	182	178	1561	16.8	-

DEVEAN GEORGE - 6-8, 235 - AUGSBURG

AUGUST 29, 1977

REGULAR SEASON

G	Min.	FG	FGA	Pct.	3FG	3FGA	PCT	FT	FTA	Pct.	Off.	Def.	Tot.	Ast.	PF	Do.	StL.	TO	Blk.	Pts.	Avg.	Hi	
1999-00	49	345	56	144	.389	16	47	.340	27	41	.659	29	46	75	12	54	0	10	21	4	155	3.2	14
2000-01	59	593	64	207	.309	15	68	.221	39	55	.709	35	75	110	19	87	1	15	34	15	182	3.1	10
2001-02	82	1759	215	523	.411	66	178	.371	85	126	.675	78	225	303	111	190	3	71	66	42	581	7.1	17
2002-03	71	1613	180	461	.390	49	132	.371	83	105	.790	91	195	286	92	180	2	56	65	38	492	6.9	25
2003-04	82	1951	233	571	.408	65	186	.349	73	96	.760	87	245	332	112	189	4	81	88	38	604	7.4	24
2004-05	15	306	37	104	.356	21	58	.362	15	20	.750	13	40	53	14	32	1	8	12	2	110	7.3	18
2005-06	71	1542	170	425	.400	50	160	.313	58	86	.674	82	192	274	68	159	1	66	54	34	448	6.3	21
TOT	429	8109	955	2435	.392	282	829	.340	380	529	.718	415	1018	1433	428	891	12	307	340	173	2572	6.0	-

PLAYOFFS

G	Min.	FG	FGA	Pct.	3FG	3FGA	PCT	FT	FTA	Pct.	Off.	Def.	Tot.	Ast.	PF	Do.	StL.	TO	Blk.	Pts.	Avg.	Hi	
1999-00	9	45	7	19	.368	2	10	.200	6	11	.545	4	6	10	2	-	1	3	0	22	2.4	-	
2000-01	7	27	6	12	.500	1	2	.500	3	2	5	1	-	-	-	0	3	0	14	2.0	-	-	
2001-02	19	327	38	104	.365	8	35	.229	11	15	.733	24	44	68	11	-	-	11	12	10	95	5.0	-
2002-03	11	318	35	78	.449	10	30	.333	8	9	.889	11	38	49	24	-	-	11	12	4	88	8.0	-
2003-04	22	470	43	100	.430	22	59	.373	13	20	.650	11	39	50	11	-	-	21	11	8	121	5.5	-
2005-06	7	121	13	34	.382	9	21	.429	2	5	.400	2	14	16	4	-	-	4	0	1	37	5.3	-
TOT	75	1308	142	347	.409	52	157	.331	41	62	.661	55	143	198	53	-	-	48	41	23	377	5.0	-

MEL GIBSON - 6-3, 180 - WESTERN CAROLINA

DECEMBER 31, 1940

REGULAR SEASON

G	Min.	FG	FGA	Pct.	3FG	3FGA	PCT	FT	FTA	Pct.	Off.	Def.	Tot.	Ast.	PF	Do.	StL.	TO	Blk.	Pts.	Avg.	Hi	
1963-64	9	53	6	20	.300	-	-	-	1	2	.500	-	-	4	6	10	0	-	-	-	13	1.4	-

NORMIE GLICK - 6-7, 205 - LOYOLA MARYMOUNT

NOVEMBER 10, 1927

REGULAR SEASON

G	Min.	FG	FGA	Pct.	3FG	3FGA	PCT	FT	FTA	Pct.	Off.	Def.	Tot.	Ast.	PF	Do.	StL.	TO	Blk.	Pts.	Avg.	Hi	
1949-50	1	-	1	1	1.000	-	-	-	0	0	-	-	-	1	2	-	-	-	-	2	2.0	-	-

GAIL GOODRICH - 6-1, 170 - UCLA

APRIL 23, 1943

REGULAR SEASON

G	Min.	FG	FGA	Pct.	3FG	3FGA	PCT	FT	FTA	Pct.	Off.	Def.	Tot.	Ast.	PF	Do.	StL.	TO	Blk.	Pts.	Avg.	Hi	
1965-66	65	1008	203	503	.404	-	-	-	103	149	.691	-	130	103	103	1	-	-	-	509	7.8	-	
1966-67	77	1780	352	776	.454	-	-	-	253	337	.751	-	251	210	294	3	-	-	-	957	12.4	-	
1967-68	79	2057	395	812	.486	-	-	-	302	392	.770	-	199	205	228	2	-	-	-	1092	13.8	-	
1970-71	79	2808	558	1174	.475	-	-	-	264	343	.770	-	260	380	258	3	-	-	-	1380	17.5	-	
1971-72	82	3040	826	1695	.487	-	-	-	475	559	.850	-	295	365	210	0	-	-	-	2127	25.9	-	
1972-73	76	2697	750	1615	.464	-	-	-	314	374	.840	-	263	332	193	1	-	-	-	1814	23.9	-	
1973-74	82	3061	784	1773	.442	-	-	-	508	588	.864	95	155	250	427	227	3	126	-	12	2076	25.3	49
1974-75	72	2668	656	1429	.459	-	-	-	318	378	.841	96	123	219	420	214	1	102	-	6	1630	22.6	53
1975-76	75	2646	583	1321	.441	-	-	-	293	346	.847	94	120	214	421	238	3	123	-	17	1459	19.5	37
TOT	687	21765	5107	11098	.460	-	-	-	2830	3466	.817	285	398	2081	2863	1865	17	351	-	35	13044	19.0	-

PLAYOFFS

G	Min.	FG	FGA	Pct.	3FG	3FGA	PCT	FT	FTA	Pct.	Off.	Def.	Tot.	Ast.	PF	Do.	StL.	TO	Blk.	Pts.	Avg.	Hi
1965-66	11	290	43	92	.467	-	-	-	29	43	.674	-	42	33	-	-	-	-	-	115	10.5	-
1966-67	3	81	11	31	.355	-	-	-	11	18	.611	-	9	10	-	-	-	-	-	33	11.0	-
1967-68	10	100	23	47	.489	-	-	-	14	18	.778	-	14	14	-	-	-	-	-	60	6.0	-
1970-71	12	518	105	247	.425	-	-	-	95	113	.841	-	38	91	-	-	-	-	-	305	25.4	-
1971-72	15	575	130	292	.445	-	-	-	97	108	.898	-	38	50	-	-	-	-	-	357	23.8	-
1972-73	17	604	139	310	.448	-	-	-	62	79	.785	-	61	67	-	-	-	-	-	340	20.0	-
1973-74	5	189	35	90	.389	-	-	-	28	33	.848	-	16	30	-	-	-	-	-	98	19.6	-
TOT	73	2357	486	1109	.438	-	-	-	336	412	.816	-	218	295	-	-	-	-	-	1308	17.9	-



ALL-TIME ROSTER WITH STATISTICS



ANDREW GOUDELCK - 6-3, 200 - COLLEGE OF CHARLESTON

DECEMBER 7, 1988

REGULAR SEASON

G	Min.	FG	FGA	Pct.	3FG	3FGA	PCT	FT	FTA	Pct.	Off.	Def.	Tot.	Ast.	PF	Dq.	Stl.	To	Blk.	Prs.	Avg.	Hi	
2011-12	40	419	68	174	.391	28	75	.373	11	12	.917	5	26	31	20	32	0	4	21	0	175	4.4	14
2012-13	1	6	0	2	.000	0	0	0	0	0	-	1	0	1	0	0	0	0	0	0	0.0	0	0
TOT	41	425	68	176	.386	28	75	.373	11	12	.917	6	26	32	20	32	0	4	21	0	175	4.3	-

PLAYOFFS

G	Min.	FG	FGA	Pct.	3FG	3FGA	PCT	FT	FTA	Pct.	Off.	Def.	Tot.	Ast.	PF	Dq.	Stl.	To	Blk.	Prs.	Avg.	Hi	
2011-12	4	10	2	3	.667	1	1	1.000	0	0	-	1	1	0	1	0	0	0	0	0	5	1.3	-
2012-13	3	80	16	36	.444	2	10	.200	2	2	1.000	1	4	5	3	7	0	5	4	0	36	12.0	-
TOT	7	90	18	39	.462	3	11	.273	2	2	1.000	1	5	6	3	8	0	5	4	0	41	5.9	-

BRIAN GRANT - 6-9, 254 - XAVIER

MARCH 5, 1972

REGULAR SEASON

G	Min.	FG	FGA	Pct.	3FG	3FGA	PCT	FT	FTA	Pct.	Off.	Def.	Tot.	Ast.	PF	Dq.	Stl.	To	Blk.	Prs.	Avg.	Hi	
2004-05	69	1136	103	209	.493	0	0	-	57	79	.722	101	156	257	34	175	2	23	43	23	263	3.8	13

BUD GRANT - 6-3, 195 - MINNESOTA

MAY 20, 1927

REGULAR SEASON

G	Min.	FG	FGA	Pct.	3FG	3FGA	PCT	FT	FTA	Pct.	Off.	Def.	Tot.	Ast.	PF	Dq.	Stl.	To	Blk.	Prs.	Avg.	Hi	
1949-50	35	-	42	115	.365	-	-	-	7	17	.412	-	-	-	19	36	-	-	-	-	91	2.6	-
1950-51	61	-	53	184	.288	-	-	-	52	83	.627	-	-	115	71	106	0	-	-	-	158	2.6	-
TOT	96	-	95	299	.318	-	-	-	59	100	.590	-	-	115	90	142	0	-	-	-	249	2.6	-

PLAYOFFS

G	Min.	FG	FGA	Pct.	3FG	3FGA	PCT	FT	FTA	Pct.	Off.	Def.	Tot.	Ast.	PF	Dq.	Stl.	To	Blk.	Prs.	Avg.	Hi	
1949-50	11	-	18	45	.400	-	-	-	7	14	.500	-	-	7	25	-	-	-	-	-	43	3.9	-
1950-51	6	-	4	11	.364	-	-	-	3	3	1.000	-	-	0	12	-	-	-	-	-	11	1.8	-
TOT	17	-	22	56	.393	-	-	-	10	17	.588	-	-	7	37	-	-	-	-	-	54	3.2	-

HORACE GRANT - 6-10, 245 - CLEMSON

JULY 4, 1965

REGULAR SEASON

G	Min.	FG	FGA	Pct.	3FG	3FGA	PCT	FT	FTA	Pct.	Off.	Def.	Tot.	Ast.	PF	Dq.	Stl.	To	Blk.	Prs.	Avg.	Hi	
2000-01	77	2390	263	569	.462	0	3	.000	131	169	.775	220	325	545	121	181	2	51	48	61	657	8.5	19
2003-04	55	1106	92	224	.411	0	1	.000	39	54	.722	79	154	233	71	70	1	24	29	21	223	4.1	14
TOT	132	3496	355	793	.448	0	4	.000	170	223	.762	299	479	778	192	251	3	75	77	82	880	6.7	-

PLAYOFFS

G	Min.	FG	FGA	Pct.	3FG	3FGA	PCT	FT	FTA	Pct.	Off.	Def.	Tot.	Ast.	PF	Dq.	Stl.	To	Blk.	Prs.	Avg.	Hi
2000-01	16	423	37	96	.385	0	0	-	22	30	.733	40	56	96	19	-	15	15	13	96	6.0	-

TRAVIS GRANT - 6-8, 215 - KENTUCKY STATE

JANUARY 1, 1950

REGULAR SEASON

G	Min.	FG	FGA	Pct.	3FG	3FGA	PCT	FT	FTA	Pct.	Off.	Def.	Tot.	Ast.	PF	Dq.	Stl.	To	Blk.	Prs.	Avg.	Hi	
1972-73	33	153	51	116	.440	-	-	-	23	26	.885	-	-	52	7	19	0	-	-	-	125	3.8	-
1973-74	3	6	1	4	.250	-	-	-	1	3	.333	0	1	1	0	1	0	0	-	0	3	1.0	3
TOT	36	159	52	120	.433	-	-	-	24	29	.828	0	1	53	7	20	0	0	-	0	128	3.6	-

PLAYOFFS

G	Min.	FG	FGA	Pct.	3FG	3FGA	PCT	FT	FTA	Pct.	Off.	Def.	Tot.	Ast.	PF	Dq.	Stl.	To	Blk.	Prs.	Avg.	Hi
1972-73	2	11	4	6	.667	-	-	-	0	0	-	-	4	0	-	-	-	-	-	8	4.0	-

A.C. GREEN - 6-9, 230 - OREGON STATE

OCTOBER 4, 1963

REGULAR SEASON

G	Min.	FG	FGA	Pct.	3FG	3FGA	PCT	FT	FTA	Pct.	Off.	Def.	Tot.	Ast.	PF	Dq.	Stl.	To	Blk.	Prs.	Avg.	Hi	
1985-86	82	1542	209	388	.539	1	6	.167	102	167	.611	160	221	381	54	229	2	49	99	49	521	6.4	21
1986-87	79	2240	316	587	.538	0	5	.000	220	282	.780	210	405	615	84	171	0	70	102	80	852	10.8	26
1987-88	82	2636	322	640	.503	0	2	.000	293	379	.773	245	465	710	93	204	0	87	120	45	937	11.4	28
1988-89	82	2510	401	758	.529	4	17	.235	282	359	.786	258	481	739	103	172	0	94	119	55	1088	13.3	33
1989-90	82	2709	385	806	.478	13	46	.283	278	370	.751	262	450	712	90	207	0	66	116	50	1061	12.9	27
1990-91	82	2164	258	542	.476	11	55	.200	223	302	.738	201	315	516	71	117	0	59	99	23	750	9.1	21
1991-92	82	2902	382	803	.476	12	56	.214	340	457	.744	306	456	762	117	141	0	91	111	36	1116	13.6	28
1992-93	82	2819	379	706	.537	16	46	.348	277	375	.739	287	424	711	116	149	0	88	116	39	1051	12.8	30
1999-00	82	1929	173	387	.447	4	4	.250	66	95	.695	160	326	486	80	127	0	53	53	18	413	5.0	14
TOT	735	21451	2825	5617	.503	58	237	.248	2081	2786	.747	2089	3543	5632	808	1517	2	657	935	395	7789	10.6	-

PLAYOFFS

G	Min.	FG	FGA	Pct.	3FG	3FGA	PCT	FT	FTA	Pct.	Off.	Def.	Tot.	Ast.	PF	Dq.	Stl.	To	Blk.	Prs.	Avg.	Hi
1985-86	9	106	9	17	.522	0	0	-	4	9	.444	3	13	16	0	-	1	4	3	52	2.4	-
1986-87	18	505	71	130	.546	0	0	-	65	87	.747	54	88	142	11	-	9	17	8	207	11.5	-
1987-88	24	726	162	369	.544	0	0	-	55	73	.753	57	118	175	20	-	11	26	12	239	10.0	-
1988-89	15	502	47	114	.412	0	3	.000	58	76	.763	38	99	137	18	-	16	23	6	152	10.1	-
1989-90	9	252	41	79	.519	0	0	-	24	32	.750	34	47	81	9	-	5	14	4	106	11.8	-
1990-91	19	400	41	97	.423	4	8	.500	38	54	.704	46	56	102	9	-	12	19	3	124	6.5	-
1991-92	4	153	16	39	.410	0	0	-	19	23	.826	15	21	36	7	-	7	5	0	51	12.8	-
1992-93	5	220	18	42	.429	0	5	.000	13	21	.619	26	47	73	13	-	7	9	3	49	9.8	-
1999-00	23	429	37	90	.411	0	0	-	16	23	.696	43	53	96	13	-	14	9	3	90	3.9	-
TOT																						



ALL-TIME ROSTER WITH STATISTICS

JERRY GROTE - 6-4, 215 - LMU

DECEMBER 28, 1940

REGULAR SEASON

G	Min.	FG	FGA	Pct.	3FG	3FGA	PCT	FT	FTA	Pct.	Off.	Def.	Tot.	Ast.	PF	Do.	StL.	TO	Blk.	Pts.	Avg.	Hi
1964-65	11	33	6	11	.545	-	-	2	2	1.000	-	-	4	4	5	0	-	-	-	14	1.3	-

PETUR GUDMUNDSSON - 7-2, 260 - WASHINGTON

OCTOBER 30, 1958

REGULAR SEASON

G	Min.	FG	FGA	Pct.	3FG	3FGA	PCT	FT	FTA	Pct.	Off.	Def.	Tot.	Ast.	PF	Do.	StL.	TO	Blk.	Pts.	Avg.	Hi
1985-86	8	128	20	37	.541	0	0	18	27	.667	17	21	38	3	25	1	3	11	4	58	7.3	15

PLAYOFFS

G	Min.	FG	FGA	Pct.	3FG	3FGA	PCT	FT	FTA	Pct.	Off.	Def.	Tot.	Ast.	PF	Do.	StL.	TO	Blk.	Pts.	Avg.	Hi
1985-86	12	111	16	27	.593	0	2	.000	10	15	.667	8	18	26	3	-	3	10	4	42	3.5	-

HAPPY HAIRSTON - 6-7, 225 - NEW YORK UNIVERSITY

MAY 31, 1942

REGULAR SEASON

G	Min.	FG	FGA	Pct.	3FG	3FGA	PCT	FT	FTA	Pct.	Off.	Def.	Tot.	Ast.	PF	Do.	StL.	TO	Blk.	Pts.	Avg.	Hi	
1969-70	55	2145	426	870	.490	-	-	281	350	.803	-	-	687	110	194	9	-	-	-	-	1133	20.6	-
1970-71	80	2921	574	1233	.466	-	-	337	431	.782	-	-	797	168	256	2	-	-	-	-	1485	18.6	-
1971-72	80	2748	368	798	.461	-	-	311	399	.779	-	-	1045	193	251	2	-	-	-	-	1047	13.1	-
1972-73	28	939	158	328	.482	-	-	140	178	.787	-	-	370	68	77	0	-	-	-	-	456	16.3	-
1973-74	77	2634	385	759	.507	-	-	343	445	.771	335	705	1040	208	264	2	64	-	17	1113	14.5	29	
1974-75	74	2283	271	536	.506	-	-	217	271	.801	304	642	946	173	218	2	52	-	11	759	10.3	21	
TOT	395	13670	2182	4524	.482	-	-	1629	2074	.785	639	1347	4885	920	1260	17	116	-	28	5993	15.2	-	

PLAYOFFS

G	Min.	FG	FGA	Pct.	3FG	3FGA	PCT	FT	FTA	Pct.	Off.	Def.	Tot.	Ast.	PF	Do.	StL.	TO	Blk.	Pts.	Avg.	Hi	
1969-70	16	296	47	108	.435	-	-	24	35	.686	-	-	76	20	-	-	-	-	-	-	118	7.4	-
1970-71	12	471	83	164	.506	-	-	38	50	.760	-	-	109	34	-	-	-	-	-	-	204	17.0	-
1971-72	15	577	74	168	.440	-	-	54	68	.794	-	-	197	31	-	-	-	-	-	-	202	13.5	-
1972-73	3	26	1	9	.111	-	-	6	8	.750	-	-	4	1	-	-	-	-	-	-	8	2.7	-
1973-74	5	172	15	36	.417	-	-	16	18	.889	-	-	52	19	-	-	-	-	-	-	46	9.2	-
TOT	51	1542	220	485	.454	-	-	138	179	.771	-	-	438	105	-	-	-	-	-	-	578	11.3	-

JACK HALEY - 6-10, 240 - UCLA

JANUARY 27, 1964

REGULAR SEASON

G	Min.	FG	FGA	Pct.	3FG	3FGA	PCT	FT	FTA	Pct.	Off.	Def.	Tot.	Ast.	PF	Do.	StL.	TO	Blk.	Pts.	Avg.	Hi
1991-92	49	394	31	84	.369	0	0	14	29	.483	31	64	95	7	75	0	7	25	8	76	1.6	11

PLAYOFFS

G	Min.	FG	FGA	Pct.	3FG	3FGA	PCT	FT	FTA	Pct.	Off.	Def.	Tot.	Ast.	PF	Do.	StL.	TO	Blk.	Pts.	Avg.	Hi
1991-92	2	12	1	4	.250	0	0	0	0	-	1	0	1	1	-	-	0	0	0	2	1.0	-

DENNIS HAMILTON - 6-8, 210 - ARIZONA STATE

MAY 8, 1944

REGULAR SEASON

G	Min.	FG	FGA	Pct.	3FG	3FGA	PCT	FT	FTA	Pct.	Off.	Def.	Tot.	Ast.	PF	Do.	StL.	TO	Blk.	Pts.	Avg.	Hi	
1967-68	44	378	54	108	.500	-	-	13	13	1.000	-	-	72	30	46	0	-	-	-	-	121	2.8	-

PLAYOFFS

G	Min.	FG	FGA	Pct.	3FG	3FGA	PCT	FT	FTA	Pct.	Off.	Def.	Tot.	Ast.	PF	Do.	StL.	TO	Blk.	Pts.	Avg.	Hi	
1967-68	2	11	1	3	.333	-	-	0	0	-	-	-	2	1	-	-	-	-	-	-	2	1.0	-

STEVE HAMILTON - 6-7, 190 - MOREHEAD STATE

NOVEMBER 30, 1935

REGULAR SEASON

G	Min.	FG	FGA	Pct.	3FG	3FGA	PCT	FT	FTA	Pct.	Off.	Def.	Tot.	Ast.	PF	Do.	StL.	TO	Blk.	Pts.	Avg.	Hi	
1958-59	67	847	109	294	.371	-	-	74	109	.679	-	-	220	36	144	2	-	-	-	-	292	4.4	-
1959-60	15	247	29	77	.377	-	-	18	23	.783	-	-	58	7	39	1	-	-	-	-	76	5.1	-
TOT	82	1094	138	371	.372	-	-	92	132	.697	-	-	278	43	183	3	-	-	-	-	368	4.5	-

PLAYOFFS

G	Min.	FG	FGA	Pct.	3FG	3FGA	PCT	FT	FTA	Pct.	Off.	Def.	Tot.	Ast.	PF	Do.	StL.	TO	Blk.	Pts.	Avg.	Hi	
1958-59	10	87	12	43	.279	-	-	8	10	.800	-	-	35	5	-	-	-	-	-	-	32	3.2	-

ALAN HARDY - 6-6 1/2, 195 - MICHIGAN

MAY 25, 1957

REGULAR SEASON

G	Min.	FG	FGA	Pct.	3FG	3FGA	PCT	FT	FTA	Pct.	Off.	Def.	Tot.	Ast.	PF	Do.	StL.	TO	Blk.	Pts.	Avg.	Hi
1980-81	22	111	22	59	.373	0	0	7	10	.700	8	11	19	3	13	0	1	11	9	51	2.3	8

DEREK HARPER - 6-4, 206 - ILLINOIS

OCTOBER 13, 1961

REGULAR SEASON

G	Min.	FG	FGA	Pct.	3FG	3FGA	PCT	FT	FTA	Pct.	Off.	Def.	Tot.	Ast.	PF	Do.	StL.	TO	Blk.	Pts.	Avg.	Hi	
1998-99	45	1120	120	291	.412	43	117	.368	26	32	.813	13	54	67	187	66	0	44	52	4	309	6.9	20

PLAYOFFS

G	Min.	FG	FGA	Pct.	3FG	3FGA	PCT	FT	FTA	Pct.	Off.	Def.	Tot.	Ast.	PF	Do.	StL.	TO	Blk.	Pts.	Avg.	Hi
1998-99	7	113	13	31	.419	1	10	.100	3	6	.500	1	9	10	15	-	2	4	0	30	4.3	-



ALL-TIME ROSTER WITH STATISTICS



RON HARPER - 6-6, 216 - MIAMI (OH)

JANUARY 20, 1964

REGULAR SEASON

G	Min.	FG	FGA	Pct.	3FG	3FGA	PCT	FT	FTA	Pct.	Off.	Def.	Tot.	Ast.	PF	Dq.	Stl.	TO	Blk.	Prs.	Avg.	Hi	
1999-00	80	2042	212	531	.399	33	106	.311	100	147	.680	96	241	337	270	164	0	85	132	39	557	7.0	18
2000-01	47	1139	127	271	.469	19	72	.264	34	48	.708	46	120	166	113	70	0	39	62	25	307	6.5	21
TOT	127	3181	339	802	.423	52	178	.292	134	195	.687	142	361	503	383	234	0	124	194	64	864	6.8	-

PLAYOFFS

G	Min.	FG	FGA	Pct.	3FG	3FGA	PCT	FT	FTA	Pct.	Off.	Def.	Tot.	Ast.	PF	Dq.	Stl.	TO	Blk.	Prs.	Avg.	Hi
1999-00	23	643	78	181	.431	9	39	.231	33	47	.702	30	55	85	73	-	23	28	13	198	8.6	-
2000-01	6	42	5	10	.500	1	4	.250	2	3	.667	1	7	8	4	-	4	1	1	13	2.2	-
TOT	29	685	83	191	.435	10	43	.233	35	50	.700	31	62	93	77	-	27	29	14	211	7.3	-

ELIAS HARRIS - 6-8, 239 - GONZAGA

JULY 6, 1989

REGULAR SEASON

G	Min.	FG	FGA	Pct.	3FG	3FGA	PCT	FT	FTA	Pct.	Off.	Def.	Tot.	Ast.	PF	Dq.	Stl.	TO	Blk.	Prs.	Avg.	Hi
2013-14	2	11	0	1	.000	0	0	-	0	0	-	1	0	1	1	0	0	1	0	0	0.0	-

MANNY HARRIS - 6-5, 185 - MICHIGAN

SEPTEMBER 21, 1989

REGULAR SEASON

G	Min.	FG	FGA	Pct.	3FG	3FGA	PCT	FT	FTA	Pct.	Off.	Def.	Tot.	Ast.	PF	Dq.	Stl.	TO	Blk.	Prs.	Avg.	Hi	
2013-14	9	180	28	70	.400	7	20	.350	10	12	.833	7	27	34	11	10	0	4	9	1	73	8.1	19

BOB HARRISON - 6-1, 190 - MICHIGAN

AUGUST 12, 1927

REGULAR SEASON

G	Min.	FG	FGA	Pct.	3FG	3FGA	PCT	FT	FTA	Pct.	Off.	Def.	Tot.	Ast.	PF	Dq.	Stl.	TO	Blk.	Prs.	Avg.	Hi	
1949-50	66	-	125	348	.359	-	-	-	50	74	.676	-	-	-	131	175	-	-	-	-	300	4.5	-
1950-51	68	-	150	432	.347	-	-	-	101	128	.789	-	-	172	195	218	5	-	-	-	401	5.9	-
1951-52	65	1712	156	487	.320	-	-	-	89	124	.718	-	-	160	188	203	9	-	-	-	401	6.2	-
1952-53	70	1643	195	518	.376	-	-	-	107	165	.648	-	-	153	160	264	16	-	-	-	497	7.1	-
1953-54*	64	1443	144	449	.321	-	-	-	94	158	.595	-	-	130	139	218	9	-	-	-	382	6.0	-
TOT	333	4798	770	2234	.345	-	-	-	441	649	.680	-	-	615	813	1078	39	-	-	-	1981	5.9	-

PLAYOFFS

G	Min.	FG	FGA	Pct.	3FG	3FGA	PCT	FT	FTA	Pct.	Off.	Def.	Tot.	Ast.	PF	Dq.	Stl.	TO	Blk.	Prs.	Avg.	Hi	
1949-50	12	-	16	37	.432	-	-	-	10	14	.714	-	-	-	12	34	-	-	-	-	42	3.5	-
1950-51	7	-	24	52	.462	-	-	-	6	8	.750	-	-	27	19	30	-	-	-	-	54	7.7	-
1951-52	12	235	30	68	.441	-	-	-	14	17	.824	-	-	20	24	39	-	-	-	-	74	6.2	-
1952-53	12	204	25	65	.385	-	-	-	10	20	.500	-	-	22	14	32	-	-	-	-	60	5.0	-
TOT	43	439	95	222	.428	-	-	-	40	59	.678	-	-	69	69	135	-	-	-	-	230	5.3	-

ANTONIO HARVEY - 6-11, 225 - PFEIFFER

JULY 9, 1970

REGULAR SEASON

G	Min.	FG	FGA	Pct.	3FG	3FGA	PCT	FT	FTA	Pct.	Off.	Def.	Tot.	Ast.	PF	Dq.	Stl.	TO	Blk.	Prs.	Avg.	Hi	
1993-94	27	247	29	79	.367	0	0	-	12	26	.462	26	33	59	5	39	0	8	17	19	70	2.6	16
1994-95	59	572	77	176	.438	1	1	1.000	24	45	.533	39	63	102	23	87	0	15	25	41	179	3.0	18
TOT	86	819	106	255	.416	1	1	1.000	36	71	.507	65	96	161	28	126	0	23	42	60	249	2.9	-

PLAYOFFS

G	Min.	FG	FGA	Pct.	3FG	3FGA	PCT	FT	FTA	Pct.	Off.	Def.	Tot.	Ast.	PF	Dq.	Stl.	TO	Blk.	Prs.	Avg.	Hi
1994-95	3	4	0	0	-	0	0	-	0	0	-	0	1	1	0	-	0	0	0	0	0.0	-

BILLY HASSETT - 6-1, 180 - NOTRE DAME

OCTOBER 21, 1921

REGULAR SEASON

G	Min.	FG	FGA	Pct.	3FG	3FGA	PCT	FT	FTA	Pct.	Off.	Def.	Tot.	Ast.	PF	Dq.	Stl.	TO	Blk.	Prs.	Avg.	Hi	
1949-50	42	-	38	145	.262	-	-	-	35	67	.522	-	-	-	69	82	-	-	-	-	111	2.6	-

PLAYOFFS

G	Min.	FG	FGA	Pct.	3FG	3FGA	PCT	FT	FTA	Pct.	Off.	Def.	Tot.	Ast.	PF	Dq.	Stl.	TO	Blk.	Prs.	Avg.	Hi	
1949-50	7	-	3	12	.250	-	-	-	3	10	.300	-	-	0	4	-	-	-	-	-	9	1.3	-

CONNIE HAWKINS - 6-8, 215 - IOWA

JULY 17, 1942

REGULAR SEASON

G	Min.	FG	FGA	Pct.	3FG	3FGA	PCT	FT	FTA	Pct.	Off.	Def.	Tot.	Ast.	PF	Dq.	Stl.	TO	Blk.	Prs.	Avg.	Hi	
1973-74	71	2538	368	733	.502	-	-	-	173	224	.772	162	360	522	379	203	1	105	-	78	909	12.8	26
1974-75	43	1026	139	324	.429	-	-	-	68	99	.687	54	144	198	120	116	1	51	-	23	346	8.0	24
TOT	114	3564	507	1057	.480	-	-	-	241	323	.746	216	504	720	499	319	2	156	-	101	1255	11.0	-

PLAYOFFS

G	Min.	FG	FGA	Pct.	3FG	3FGA	PCT	FT	FTA	Pct.	Off.	Def.	Tot.	Ast.	PF	Dq.	Stl.	TO	Blk.	Prs.	Avg.	Hi	
1973-74	5	172	21	60	.350	-	-	-	12	15	.800	-	-	40	16	-	-	-	-	-	54	10.8	-

* Played with multiple teams (cumulative stats only available)



ALL-TIME ROSTER WITH STATISTICS

TOM HAWKINS - 6-5, 210 - NOTRE DAME

DECEMBER 22, 1936

REGULAR SEASON

G	Min.	FG	FGA	Pct.	3FG	3FGA	PCT	FT	FTA	Pct.	Off.	Def.	Tot.	Ast.	PF	Dq.	StL.	TO	Blk.	Pts.	Avg.	Hi
1959-60	69	1467	220	579	.380	-	-	-	106	164	.646	-	-	428	54	188	3	-	-	546	7.9	-
1960-61	78	1846	310	719	.431	-	-	-	140	235	.596	-	-	479	88	209	2	-	-	760	9.7	-
1961-62	79	1903	289	704	.411	-	-	-	143	222	.644	-	-	514	95	244	7	-	-	721	9.1	-
1966-67	76	1798	275	572	.481	-	-	-	82	173	.474	-	-	434	83	207	1	-	-	632	8.3	-
1967-68	78	2463	389	779	.499	-	-	-	125	229	.546	-	-	458	117	289	7	-	-	903	11.6	-
1968-69	74	1507	230	461	.499	-	-	-	62	151	.411	-	-	266	81	168	1	-	-	522	7.1	-
TOT	454	10984	1933	4393	.440	-	-	-	764	1338	.571	-	-	3007	572	1493	21	-	-	4630	8.9	-

PLAYOFFS

G	Min.	FG	FGA	Pct.	3FG	3FGA	PCT	FT	FTA	Pct.	Off.	Def.	Tot.	Ast.	PF	Dq.	StL.	TO	Blk.	Pts.	Avg.	Hi
1959-60	8	119	22	45	.489	-	-	-	15	18	.833	-	-	21	3	-	-	-	-	59	7.4	-
1960-61	12	283	54	116	.466	-	-	-	31	47	.660	-	-	76	13	-	-	-	-	139	11.6	-
1961-62	13	203	22	61	.361	-	-	-	10	24	.417	-	-	66	19	-	-	-	-	54	4.2	-
1966-67	3	95	13	31	.419	-	-	-	4	8	.500	-	-	20	10	-	-	-	-	30	10.0	-
1967-68	15	478	59	129	.457	-	-	-	24	40	.600	-	-	90	18	-	-	-	-	142	9.5	-
1968-69	14	180	24	50	.480	-	-	-	7	18	.389	-	-	40	7	-	-	-	-	55	3.9	-
TOT	65	1358	194	432	.449	-	-	-	91	155	.587	-	-	313	70	-	-	-	-	479	7.4	-

NATE HAWTHORNE - 6-4, 190 - SOUTHERN ILLINOIS

JANUARY 15, 1950

REGULAR SEASON

G	Min.	FG	FGA	Pct.	3FG	3FGA	PCT	FT	FTA	Pct.	Off.	Def.	Tot.	Ast.	PF	Dq.	StL.	TO	Blk.	Pts.	Avg.	Hi
1973-74	33	229	38	93	.409	-	-	-	30	48	.625	16	16	32	23	33	1	9	6	106	3.2	13

PLAYOFFS

G	Min.	FG	FGA	Pct.	3FG	3FGA	PCT	FT	FTA	Pct.	Off.	Def.	Tot.	Ast.	PF	Dq.	StL.	TO	Blk.	Pts.	Avg.	Hi
1973-74	3	14	1	7	.143	-	-	-	4	5	.800	-	-	2	2	-	-	-	-	6	2.0	-

SPENCER HAYWOOD - 6-8, 225 - DETROIT

APRIL 22, 1949

REGULAR SEASON

G	Min.	FG	FGA	Pct.	3FG	3FGA	PCT	FT	FTA	Pct.	Off.	Def.	Tot.	Ast.	PF	Dq.	StL.	TO	Blk.	Pts.	Avg.	Hi	
1979-80	76	1544	288	591	.487	1	4	.250	159	206	.772	132	214	346	93	197	2	35	134	57	736	9.7	25

PLAYOFFS

G	Min.	FG	FGA	Pct.	3FG	3FGA	PCT	FT	FTA	Pct.	Off.	Def.	Tot.	Ast.	PF	Dq.	StL.	TO	Blk.	Pts.	Avg.	Hi
1979-80	11	145	25	53	.472	0	1	.000	13	16	.813	14	12	26	4	-	-	20	6	63	5.7	-

WALT HAZZARD - 6-2, 190 - UCLA

APRIL 15, 1942

REGULAR SEASON

G	Min.	FG	FGA	Pct.	3FG	3FGA	PCT	FT	FTA	Pct.	Off.	Def.	Tot.	Ast.	PF	Dq.	StL.	TO	Blk.	Pts.	Avg.	Hi
1964-65	66	919	117	306	.382	-	-	-	46	71	.648	-	-	111	140	132	0	-	-	280	4.2	-
1965-66	80	2198	458	1003	.457	-	-	-	182	257	.708	-	-	219	393	224	0	-	-	1098	13.7	-
1966-67	79	1642	301	706	.426	-	-	-	129	177	.729	-	-	231	323	203	1	-	-	731	9.3	-
TOT	225	4759	876	2015	.435	-	-	-	357	505	.707	-	-	561	856	559	1	-	-	2109	9.4	-

PLAYOFFS

G	Min.	FG	FGA	Pct.	3FG	3FGA	PCT	FT	FTA	Pct.	Off.	Def.	Tot.	Ast.	PF	Dq.	StL.	TO	Blk.	Pts.	Avg.	Hi
1964-65	7	118	19	57	.333	-	-	-	15	20	.750	-	-	18	30	18	-	-	-	53	7.6	-
1965-66	14	340	70	142	.493	-	-	-	26	42	.619	-	-	41	44	40	-	-	-	166	11.9	-
1966-67	3	86	6	25	.240	-	-	-	8	10	.800	-	-	8	16	11	-	-	-	20	6.7	-
TOT	24	544	95	224	.424	-	-	-	49	72	.681	-	-	67	90	69	-	-	-	239	10.0	-

JEROME HENDERSON - 6-11, 230 - NEW MEXICO

OCTOBER 5, 1959

REGULAR SEASON

G	Min.	FG	FGA	Pct.	3FG	3FGA	PCT	FT	FTA	Pct.	Off.	Def.	Tot.	Ast.	PF	Dq.	StL.	TO	Blk.	Pts.	Avg.	Hi
1985-86	1	3	2	3	.667	0	0	-	0	0	-	0	1	1	0	1	0	0	0	4	4.0	4

XAVIER HENRY - 6-6, 220 - KANSAS

MARCH 15, 1991

REGULAR SEASON

G	Min.	FG	FGA	Pct.	3FG	3FGA	PCT	FT	FTA	Pct.	Off.	Def.	Tot.	Ast.	PF	Dq.	StL.	TO	Blk.	Pts.	Avg.	Hi	
2013-14	43	908	144	345	.417	28	81	.346	116	177	.655	25	89	114	51	79	0	44	57	7	432	10.0	27
2014-15	9	86	3	13	.231	0	0	---	14	24	.583	2	2	4	3	6	0	3	3	0	20	2.2	8
TOT	52	994	147	358	.411	28	81	.346	130	201	.647	27	91	118	54	85	0	47	60	7	452	8.7	-

FRED HETZEL - 6-8, 230 - DAVIDSON

JULY 21, 1942

REGULAR SEASON

G	Min.	FG	FGA	Pct.	3FG	3FGA	PCT	FT	FTA	Pct.	Off.	Def.	Tot.	Ast.	PF	Dq.	StL.	TO	Blk.	Pts.	Avg.	Hi
1970-71	59	613	111	256	.434	-	-	-	60	77	.779	-	-	149	37	99	3	-	-	282	4.8	-

PLAYOFFS

G	Min.	FG	FGA	Pct.	3FG	3FGA	PCT	FT	FTA	Pct.	Off.	Def.	Tot.	Ast.	PF	Dq.	StL.	TO	Blk.	Pts.	Avg.	Hi
1970-71	7	38	5	15	.333	-	-	-	2	2	1.000	-	-	7	2	-	-	-	-	12	1.7	-

BILL HEWITT - 6-7, 210 - USC

AUGUST 8, 1944

REGULAR SEASON

G	Min.	FG	FGA	Pct.	3FG	3FGA	PCT	FT	FTA	Pct.	Off.	Def.	Tot.	Ast.	PF	Dq.	StL.	TO	Blk.	Pts.	Avg.	Hi
1968-69	75	1455	239	528	.453	-	-	-	61	106	.575	-	-	332	76	139	1	-	-	539	7.2	-
1969-70	20	478	25	88	.284	-	-	-	16	31	.516	-	-	141	28	39	0	-	-	66	3.3	-
TOT	95	1933	264	616	.429	-	-	-	77	137	.562	-	-	473	104	178	1	-	-	605	6.4	-

PLAYOFFS

G	Min.	FG	FGA	Pct.	3FG	3FGA	PCT	FT	FTA	Pct.	Off.	Def.	Tot.	Ast.	PF	Dq.	StL.	TO	Blk.	Pts.	Avg.	Hi
1968-69	15	412	61	151	.404	-	-	-	18	29	.621	-	-	78	17	-	-	-	-	140	9.3	-



ALL-TIME ROSTER WITH STATISTICS



ROY HIBBERT - 7-2, 270 - GEORGETOWN

DECEMBER 11, 1986

REGULAR SEASON

G	Min.	FG	FGA	Pct.	3FG	3FGA	PCT	FT	FTA	Pct.	Off.	Def.	Tot.	Ast.	PF	Dq.	Stl.	TO	Blk.	Prs.	Avg.	Hi	
2015-16	81	1878	182	411	.443	0	2	.000	117	145	.807	132	266	398	95	252	3	32	76	110	481	5.9	18

MIKE HIGGINS - 6-9, 220 - NORTHERN COLORADO

FEBRUARY 17, 1967

REGULAR SEASON

G	Min.	FG	FGA	Pct.	3FG	3FGA	PCT	FT	FTA	Pct.	Off.	Def.	Tot.	Ast.	PF	Dq.	Stl.	TO	Blk.	Prs.	Avg.	Hi	
1989-90	6	18	0	0	-	0	0	-	1	2	.500	1	0	1	1	4	0	1	0	2	1	0.2	1

JORDAN HILL - 6-10, 235 - ARIZONA

JULY 27, 1987

REGULAR SEASON

G	Min.	FG	FGA	Pct.	3FG	3FGA	PCT	FT	FTA	Pct.	Off.	Def.	Tot.	Ast.	PF	Dq.	Stl.	TO	Blk.	Prs.	Avg.	Hi	
2011-12	7	82	14	30	.467	0	0	-	5	8	.625	14	17	31	2	11	0	5	7	6	33	4.7	14
2012-13	29	458	77	155	.497	0	2	.000	40	61	.656	82	84	166	13	55	0	8	26	19	194	6.7	17
2013-14	72	1500	286	521	.549	0	1	.000	124	181	.685	194	341	535	54	172	2	29	75	64	696	9.7	28
2014-15	70	1874	357	777	.459	3	11	.273	124	168	.738	174	382	556	103	164	2	34	106	52	841	12.0	26
TOT	176	3914	734	1483	.495	3	14	.214	293	418	.701	464	824	1288	172	402	4	76	214	141	1764	9.9	-

PLAYOFFS

G	Min.	FG	FGA	Pct.	3FG	3FGA	PCT	FT	FTA	Pct.	Off.	Def.	Tot.	Ast.	PF	Dq.	Stl.	TO	Blk.	Prs.	Avg.	Hi	
2011-12	12	217	23	53	.434	0	0	-	11	16	.688	39	37	76	1	32	0	3	7	8	57	4.8	-
2012-13	3	31	5	10	.500	0	0	-	0	0	-	2	9	11	1	2	0	0	0	2	10	3.3	-
TOT	15	248	28	63	.444	0	0	-	11	16	.688	41	46	87	2	34	0	3	7	10	67	4.5	-

LEW HITCH - 6-8, 200 - KANSAS STATE

JULY 16, 1929

REGULAR SEASON

G	Min.	FG	FGA	Pct.	3FG	3FGA	PCT	FT	FTA	Pct.	Off.	Def.	Tot.	Ast.	PF	Dq.	Stl.	TO	Blk.	Prs.	Avg.	Hi	
1951-52	61	849	77	215	.358	-	-	-	63	94	.670	-	-	243	50	89	3	-	-	-	217	3.6	-
1952-53	70	1027	89	255	.349	-	-	-	83	136	.610	-	-	275	66	122	2	-	-	-	261	3.7	-
1954-55	74	1774	167	417	.400	-	-	-	115	169	.680	-	-	438	125	110	0	-	-	-	449	6.1	-
1955-56	69	1129	94	235	.400	-	-	-	100	132	.758	-	-	283	77	85	0	-	-	-	288	4.2	-
TOT	274	4779	427	1122	.381	-	-	-	361	531	.680	-	-	1239	318	406	5	-	-	-	1215	4.4	-

PLAYOFFS

G	Min.	FG	FGA	Pct.	3FG	3FGA	PCT	FT	FTA	Pct.	Off.	Def.	Tot.	Ast.	PF	Dq.	Stl.	TO	Blk.	Prs.	Avg.	Hi	
1951-52	13	152	9	25	.360	-	-	-	6	21	.286	-	-	44	9	-	-	-	-	-	24	1.8	-
1952-53	12	189	16	46	.348	-	-	-	17	32	.531	-	-	64	11	-	-	-	-	-	49	4.1	-
1954-55	7	137	16	40	.400	-	-	-	23	29	.793	-	-	42	10	-	-	-	-	-	55	7.9	-
1955-56	3	54	4	13	.308	-	-	-	7	10	.700	-	-	15	2	-	-	-	-	-	15	5.0	-
TOT	35	532	45	124	.363	-	-	-	53	92	.576	-	-	165	32	-	-	-	-	-	143	4.1	-

JIM HOLSTEIN - 6-3, 180 - CINCINNATI

SEPTEMBER 24, 1930

REGULAR SEASON

G	Min.	FG	FGA	Pct.	3FG	3FGA	PCT	FT	FTA	Pct.	Off.	Def.	Tot.	Ast.	PF	Dq.	Stl.	TO	Blk.	Prs.	Avg.	Hi	
1952-53	66	989	98	274	.358	-	-	-	70	105	.667	-	-	173	74	128	1	-	-	-	266	4.0	-
1953-54	70	1155	88	288	.306	-	-	-	64	112	.571	-	-	204	79	140	0	-	-	-	240	3.4	-
1954-55	62	980	107	330	.324	-	-	-	67	94	.713	-	-	206	58	107	0	-	-	-	281	4.5	-
TOT	198	3124	293	892	.328	-	-	-	201	311	.646	-	-	583	211	375	1	-	-	-	787	4.0	-

PLAYOFFS

G	Min.	FG	FGA	Pct.	3FG	3FGA	PCT	FT	FTA	Pct.	Off.	Def.	Tot.	Ast.	PF	Dq.	Stl.	TO	Blk.	Prs.	Avg.	Hi	
1952-53	12	192	20	42	.476	-	-	-	12	23	.522	-	-	30	11	-	-	-	-	-	52	4.3	-
1953-54	13	188	15	49	.306	-	-	-	16	23	.696	-	-	35	11	-	-	-	-	-	46	3.5	-
1954-55	7	117	16	38	.421	-	-	-	8	9	.889	-	-	30	6	-	-	-	-	-	40	5.7	-
TOT	32	497	51	129	.395	-	-	-	36	55	.655	-	-	95	28	-	-	-	-	-	138	4.3	-

BRAD HOLLAND - 6-3, 220 - UCLA

DECEMBER 12, 1956

REGULAR SEASON

G	Min.	FG	FGA	Pct.	3FG	3FGA	PCT	FT	FTA	Pct.	Off.	Def.	Tot.	Ast.	PF	Dq.	Stl.	TO	Blk.	Prs.	Avg.	Hi	
1979-80	38	197	44	104	.423	3	15	.200	15	16	.938	4	13	17	22	24	0	15	13	1	106	2.8	12
1980-81	41	295	47	111	.423	1	3	.333	35	49	.714	9	20	29	23	44	0	21	31	1	130	3.2	10
TOT	79	492	91	215	.423	4	18	.222	50	65	.769	13	33	46	45	68	0	36	44	2	236	3.0	-

JOHN HORAN - 6-8, 190 - DAYTON

NOVEMBER 14, 1980

REGULAR SEASON

G	Min.	FG	FGA	Pct.	3FG	3FGA	PCT	FT	FTA	Pct.	Off.	Def.	Tot.	Ast.	PF	Dq.	Stl.	TO	Blk.	Prs.	Avg.	Hi	
1955-56	12	50	4	16	.250	-	-	-	4	5	.800	-	-	6	1	7	0	-	-	-	12	1.0	-

RON HORN - 6-7, 225 - INDIANA

MAY 24, 1938

REGULAR SEASON

G	Min.	FG	FGA	Pct.	3FG	3FGA	PCT	FT	FTA	Pct.	Off.	Def.	Tot.	Ast.	PF	Dq.	Stl.	TO	Blk.	Prs.	Avg.	Hi	
1962-63	28	289	27	82	.329	-	-	-	20	29	.690	-	-	71	10	46	0	-	-	-	74	2.6	-

PLAYOFFS

G	Min.	FG	FGA	Pct.	3FG	3FGA	PCT	FT	FTA	Pct.	Off.	Def.	Tot.	Ast.	PF	Dq.	Stl.	TO	Blk.	Prs.	Avg.	Hi	
1962-63	7	55	4	12	.333	-	-	-	4	5	.800	-	-	11	2	-	-	-	-	-	12	1.7	-





ALL-TIME ROSTER WITH STATISTICS

ROBERT HORRY - 6-10, 240 - ALABAMA

AUGUST 25, 1970

REGULAR SEASON

G	Min.	FG	FGA	Pct.	3FG	3FGA	PCT	FT	FTA	Pct.	Off.	Def.	Tot.	Ast.	PF	Do.	StL.	TO	Blk.	Pts.	Avg.	Hi	
1996-97	22	676	75	165	.455	25	76	329	28	40	700	28	90	118	56	72	1	38	26	29	203	9.2	15
1997-98	72	2192	200	420	.476	19	93	204	117	169	692	186	356	542	163	238	5	112	99	94	536	7.4	23
1998-99	38	744	67	146	.459	20	45	444	34	46	739	56	96	152	56	103	2	36	49	39	188	4.9	22
1999-00	76	1685	159	363	.438	29	94	309	89	113	788	133	228	361	118	189	0	84	73	80	436	5.7	20
2000-01	79	1587	147	380	.387	54	156	346	59	83	711	93	203	296	128	210	3	54	79	54	407	5.2	20
2001-02	81	2140	183	460	.398	76	203	374	108	138	783	130	349	479	232	204	1	77	88	89	550	6.8	23
2002-03	80	2343	184	476	.387	51	177	288	103	134	769	181	383	514	233	247	2	96	112	61	522	6.5	17
TOT	448	11367	1015	2410	.421	274	844	325	538	723	744	807	1655	2462	986	1267	14	497	526	446	2842	6.3	-

PLAYOFFS

G	Min.	FG	FGA	Pct.	3FG	3FGA	PCT	FT	FTA	Pct.	Off.	Def.	Tot.	Ast.	PF	Do.	StL.	TO	Blk.	Pts.	Avg.	Hi
1996-97	9	279	17	38	.447	12	28	429	14	18	778	12	36	48	13	-	10	11	7	60	6.7	-
1997-98	13	422	39	70	.557	6	17	353	28	41	683	34	50	84	40	-	14	18	18	112	8.6	-
1998-99	8	177	12	26	.462	5	12	417	11	14	786	10	26	36	11	-	6	7	6	40	5.0	-
1999-00	23	618	59	145	.407	17	59	288	40	57	702	38	85	123	58	-	20	30	19	175	7.6	-
2000-01	16	382	32	87	.368	17	47	362	13	22	591	30	53	83	31	-	22	18	16	94	5.9	-
2001-02	19	703	61	136	.449	24	62	387	30	38	789	36	118	154	61	-	33	30	16	176	9.3	-
2002-03	12	373	30	94	.319	2	38	053	5	9	556	23	57	80	37	-	15	17	12	67	5.6	-
TOT	100	2954	250	596	.419	83	263	316	141	199	709	183	425	608	251	-	120	131	94	724	7.2	-

DWIGHT HOWARD - 6-11, 265 - SW ATLANTA CHRISTIAN ACADEMY (GA)

DECEMBER 8, 1985

REGULAR SEASON

G	Min.	FG	FGA	Pct.	3FG	3FGA	PCT	FT	FTA	Pct.	Off.	Def.	Tot.	Ast.	PF	Do.	StL.	TO	Blk.	Pts.	Avg.	Hi	
2012-13	76	2722	470	813	.578	1	6	.167	355	721	492	251	694	945	108	291	5	84	225	186	1296	17.1	39

PLAYOFFS

G	Min.	FG	FGA	Pct.	3FG	3FGA	PCT	FT	FTA	Pct.	Off.	Def.	Tot.	Ast.	PF	Do.	StL.	TO	Blk.	Pts.	Avg.	Hi	
2012-13	4	126	26	42	.619	0	0	-	16	36	.444	10	33	43	4	17	0	2	16	8	68	17.0	-

LOU HUDSON - 6-4 1/2, 215 - MINNESOTA

JULY 11, 1944

REGULAR SEASON

G	Min.	FG	FGA	Pct.	3FG	3FGA	PCT	FT	FTA	Pct.	Off.	Def.	Tot.	Ast.	PF	Do.	StL.	TO	Blk.	Pts.	Avg.	Hi	
1977-78	82	2283	493	992	.497	-	-	-	137	177	774	80	108	188	193	196	0	94	150	14	1123	13.7	30
1978-79	78	1666	329	636	.517	-	-	-	110	124	887	64	76	140	141	133	1	58	99	17	768	9.8	23
TOT	160	3969	822	1628	.505	-	-	-	247	301	821	144	184	328	334	329	1	152	249	31	1891	11.8	-

PLAYOFFS

G	Min.	FG	FGA	Pct.	3FG	3FGA	PCT	FT	FTA	Pct.	Off.	Def.	Tot.	Ast.	PF	Do.	StL.	TO	Blk.	Pts.	Avg.	Hi
1977-78	3	93	14	38	.368	-	-	-	7	8	.875	-	9	9	-	-	-	-	-	35	11.7	-
1978-79	6	90	17	32	.531	-	-	-	4	4	1.000	-	4	8	-	-	-	-	-	38	6.3	-
TOT	9	183	31	70	.443	-	-	-	11	12	.917	-	13	17	-	-	-	-	-	73	8.1	-

MARCELO HUERTAS - 6-3, 200 - BRAZIL

MAY 25, 1983

REGULAR SEASON

G	Min.	FG	FGA	Pct.	3FG	3FGA	PCT	FT	FTA	Pct.	Off.	Def.	Tot.	Ast.	PF	Do.	StL.	TO	Blk.	Pts.	Avg.	Hi	
2015-16	53	869	97	230	.422	16	61	262	27	29	931	18	72	90	182	76	0	26	80	7	237	4.5	13
2016-17	23	237	25	68	.368	4	19	211	9	17	529	2	22	24	52	16	0	10	19	2	63	2.7	-
TOT	76	1106	122	298	.409	20	80	250	36	46	783	20	94	114	234	92	0	36	99	9	300	3.9	-

ROD HUNDLEY - 6-4, 185 - WEST VIRGINIA

OCTOBER 26, 1934

REGULAR SEASON

G	Min.	FG	FGA	Pct.	3FG	3FGA	PCT	FT	FTA	Pct.	Off.	Def.	Tot.	Ast.	PF	Do.	StL.	TO	Blk.	Pts.	Avg.	Hi
1957-58	65	1164	174	548	.318	-	-	-	104	162	642	-	186	121	99	0	-	-	-	452	7.0	-
1958-59	71	1664	259	719	.360	-	-	-	164	218	752	-	250	205	139	0	-	-	-	682	9.6	-
1959-60	73	2279	365	1019	.358	-	-	-	203	273	744	-	390	338	194	0	-	-	-	933	12.8	-
1960-61	79	2179	323	921	.351	-	-	-	223	296	753	-	289	350	144	0	-	-	-	869	11.0	-
1961-62	78	1492	173	509	.340	-	-	-	83	127	654	-	199	290	129	1	-	-	-	429	5.5	-
1962-63	65	785	88	262	.336	-	-	-	84	119	706	-	106	151	81	0	-	-	-	260	4.0	-
TOT	431	9553	1382	3978	.347	-	-	-	861	1195	721	-	1420	1455	786	1	-	-	-	3625	8.4	-

PLAYOFFS

G	Min.	FG	FGA	Pct.	3FG	3FGA	PCT	FT	FTA	Pct.	Off.	Def.	Tot.	Ast.	PF	Do.	StL.	TO	Blk.	Pts.	Avg.	Hi
1958-59	13	175	20	58	.345	-	-	-	12	14	.857	-	23	20	15	-	-	-	-	52	4.0	-
1959-60	9	337	41	122	.336	-	-	-	24	37	.649	-	61	55	18	-	-	-	-	106	11.8	-
1960-61	12	287	30	101	.297	-	-	-	20	29	.690	-	41	45	19	-	-	-	-	80	6.7	-
1961-62	12	187	7	25	.280	-	-	-	9	12	.750	-	18	32	27	-	-	-	-	23	1.9	-
1962-63	7	94	3	10	.300	-	-	-	3	3	1.000	-	6	5	1	-	-	-	-	9	1.3	-
TOT	53	1020	101	316	.320	-	-	-	68	95	716	-	149	157	80	-	-	-	-	270	5.1	-

LINDSEY HUNTER - 6-2, 190 - JACKSON STATE

DECEMBER 3, 1970

REGULAR SEASON

G	Min.	FG	FGA	Pct.	3FG	3FGA	PCT	FT	FTA	Pct.	Off.	Def.	Tot.	Ast.	PF	Do.	StL.	TO	Blk.	Pts.	Avg.	Hi	
2001-02	82	1616	187	490	.382	79	208	380	20	40	500	18	103	121	129	120	0	66	55	19	473	5.8	18

PLAYOFFS

G	Min.	FG	FGA	Pct.	3FG	3FGA	PCT	FT	FTA	Pct.	Off.	Def.	Tot.	Ast.	PF	Do.	StL.	TO	Blk.	Pts.	Avg.	Hi
2001-02	18	132	14	45	.311	8	29	276	0	0	-	2	5	7	10	-	2	5	0	36	2.0	-



ALL-TIME ROSTER WITH STATISTICS



JOE HUTTON - 6-1, 170 - HAMLINE

OCTOBER 6, 1928

REGULAR SEASON

Table with 19 columns: G, Min, FG, FGA, Pct., 3FG, 3FGA, PCT, FT, FTA, Pct., Off., DEF, Tot., Ast, PF, Dq, STL, TO, BLK, Prs, Avg, HI

PLAYOFFS

Table with 19 columns: G, Min, FG, FGA, Pct., 3FG, 3FGA, PCT, FT, FTA, Pct., Off., DEF, Tot., Ast, PF, Dq, STL, TO, BLK, Prs, Avg, HI

DARRALL IMHOFF - 6-10, 220 - CALIFORNIA

OCTOBER 11, 1938

REGULAR SEASON

Table with 19 columns: G, Min, FG, FGA, Pct., 3FG, 3FGA, PCT, FT, FTA, Pct., Off., DEF, Tot., Ast, PF, Dq, STL, TO, BLK, Prs, Avg, HI

PLAYOFFS

Table with 19 columns: G, Min, FG, FGA, Pct., 3FG, 3FGA, PCT, FT, FTA, Pct., Off., DEF, Tot., Ast, PF, Dq, STL, TO, BLK, Prs, Avg, HI

BRANDON INGRAM - 6-9, 190 - DUKE

SEPTEMBER 2, 1997

REGULAR SEASON

Table with 19 columns: G, Min, FG, FGA, Pct., 3FG, 3FGA, PCT, FT, FTA, Pct., Off., DEF, Tot., Ast, PF, Dq, STL, TO, BLK, Prs, Avg, HI

MCCOY INGRAM - 6-0, 210 - JACKSON STATE

AUGUST 31, 1931

REGULAR SEASON

Table with 19 columns: G, Min, FG, FGA, Pct., 3FG, 3FGA, PCT, FT, FTA, Pct., Off., DEF, Tot., Ast, PF, Dq, STL, TO, BLK, Prs, Avg, HI

JIM JACKSON - 6-6, 220 - OHIO STATE

OCTOBER 14, 1970

REGULAR SEASON

Table with 19 columns: G, Min, FG, FGA, Pct., 3FG, 3FGA, PCT, FT, FTA, Pct., Off., DEF, Tot., Ast, PF, Dq, STL, TO, BLK, Prs, Avg, HI

PLAYOFFS

Table with 19 columns: G, Min, FG, FGA, Pct., 3FG, 3FGA, PCT, FT, FTA, Pct., Off., DEF, Tot., Ast, PF, Dq, STL, TO, BLK, Prs, Avg, HI

TONY JACKSON - 6-0, 170 - FLORIDA STATE

JANUARY 17, 1958

REGULAR SEASON

Table with 19 columns: G, Min, FG, FGA, Pct., 3FG, 3FGA, PCT, FT, FTA, Pct., Off., DEF, Tot., Ast, PF, Dq, STL, TO, BLK, Prs, Avg, HI

SAM JACOBSON - 6-6, 215 - MINNESOTA

JULY 22, 1975

REGULAR SEASON

Table with 19 columns: G, Min, FG, FGA, Pct., 3FG, 3FGA, PCT, FT, FTA, Pct., Off., DEF, Tot., Ast, PF, Dq, STL, TO, BLK, Prs, Avg, HI

ANTAWN JAMISON - 6-9, 235 - NORTH CAROLINA

JUNE 12, 1976

REGULAR SEASON

Table with 19 columns: G, Min, FG, FGA, Pct., 3FG, 3FGA, PCT, FT, FTA, Pct., Off., DEF, Tot., Ast, PF, Dq, STL, TO, BLK, Prs, Avg, HI

PLAYOFFS

Table with 19 columns: G, Min, FG, FGA, Pct., 3FG, 3FGA, PCT, FT, FTA, Pct., Off., DEF, Tot., Ast, PF, Dq, STL, TO, BLK, Prs, Avg, HI

TONY JAROS - 6-3, 185 - MINNESOTA

FEBRUARY 22, 1920

REGULAR SEASON

Table with 19 columns: G, Min, FG, FGA, Pct., 3FG, 3FGA, PCT, FT, FTA, Pct., Off., DEF, Tot., Ast, PF, Dq, STL, TO, BLK, Prs, Avg, HI

PLAYOFFS

Table with 19 columns: G, Min, FG, FGA, Pct., 3FG, 3FGA, PCT, FT, FTA, Pct., Off., DEF, Tot., Ast, PF, Dq, STL, TO, BLK, Prs, Avg, HI





ALL-TIME ROSTER WITH STATISTICS

CHRIS KAMAN - 7-0, 265 - CENTRAL MICHIGAN

APRIL 28, 1982

REGULAR SEASON

G	Min.	FG	FGA	Pct.	3FG	3FGA	PCT	FT	FTA	Pct.	Off.	Def.	Tot.	Ast.	PF	Do.	StL.	TO	Blk.	Pts.	Avg.	HI	
2013-14	39	736	176	346	.509	0	3	.000	52	68	.765	54	175	229	58	93	1	11	74	40	404	10.4	28

JASON KAPONO - 6-8, 215 - UCLA

FEBRUARY 4, 1981

REGULAR SEASON

G	Min.	FG	FGA	Pct.	3FG	3FGA	PCT	FT	FTA	Pct.	Off.	Def.	Tot.	Ast.	PF	Do.	StL.	TO	Blk.	Pts.	Avg.	HI	
2011-12	27	269	21	55	.382	8	27	.296	4	4	1.000	2	12	14	11	21	0	3	6	0	54	2.0	-

COBY KARL - 6-5, 215 - BOISE STATE

JUNE 8, 1983

REGULAR SEASON

G	Min.	FG	FGA	Pct.	3FG	3FGA	PCT	FT	FTA	Pct.	Off.	Def.	Tot.	Ast.	PF	Do.	StL.	TO	Blk.	Pts.	Avg.	HI	
2007-08	17	71	9	26	.346	4	13	.308	8	10	.800	3	11	14	9	4	0	4	5	2	30	1.8	6

PLAYOFFS

G	Min.	FG	FGA	Pct.	3FG	3FGA	PCT	FT	FTA	Pct.	Off.	Def.	Tot.	Ast.	PF	Do.	StL.	TO	Blk.	Pts.	Avg.	HI
2007-08	1	2	0	0	-	0	0	-	0	0	-	0	0	0	1	-	-	0	0	0	0.0	-

RYAN KELLY - 6-11, 230 - DUKE

APRIL 9, 1991

REGULAR SEASON

G	Min.	FG	FGA	Pct.	3FG	3FGA	PCT	FT	FTA	Pct.	Off.	Def.	Tot.	Ast.	PF	Do.	StL.	TO	Blk.	Pts.	Avg.	HI	
2013-14	59	1312	157	371	.423	48	142	.338	110	135	.815	42	177	219	95	147	0	32	47	45	472	8.0	26
2014-15	52	1233	104	309	.337	45	134	.336	79	95	.832	13	133	146	92	118	1	30	37	24	332	6.4	21
2015-16	36	470	55	149	.369	5	37	.135	37	54	.685	21	100	121	20	39	0	13	18	10	152	4.2	12
TOT	147	3015	316	829	.381	98	313	.313	226	284	.796	76	410	486	207	304	1	75	102	79	956	6.5	-

JEROME KERSEY - 6-7, 225 - LONGWOOD

JUNE 26, 1962

REGULAR SEASON

G	Min.	FG	FGA	Pct.	3FG	3FGA	PCT	FT	FTA	Pct.	Off.	Def.	Tot.	Ast.	PF	Do.	StL.	TO	Blk.	Pts.	Avg.	HI	
1996-97	70	1766	194	449	.432	17	65	.262	71	118	.602	112	251	363	89	219	0	119	74	49	476	6.8	16

PLAYOFFS

G	Min.	FG	FGA	Pct.	3FG	3FGA	PCT	FT	FTA	Pct.	Off.	Def.	Tot.	Ast.	PF	Do.	StL.	TO	Blk.	Pts.	Avg.	HI	
1996-97	9	210	17	35	.486	0	1	.000	15	19	.789	14	34	48	14	-	-	9	3	6	49	5.4	-

RANDOLPH KEYS - 6-7, 195 - SOUTHERN MISSISSIPPI

APRIL 19, 1966

REGULAR SEASON

G	Min.	FG	FGA	Pct.	3FG	3FGA	PCT	FT	FTA	Pct.	Off.	Def.	Tot.	Ast.	PF	Do.	StL.	TO	Blk.	Pts.	Avg.	HI	
1994-95	6	83	9	26	.346	0	9	.000	2	2	1.000	6	11	17	2	16	0	1	2	2	20	3.3	10

ERNIE KILLUM - 6-3, 185 - STETSON

JUNE 11, 1948

REGULAR SEASON

G	Min.	FG	FGA	Pct.	3FG	3FGA	PCT	FT	FTA	Pct.	Off.	Def.	Tot.	Ast.	PF	Do.	StL.	TO	Blk.	Pts.	Avg.	HI	
1970-71	4	12	0	4	.000	-	-	-	1	1	1.000	-	-	2	0	1	0	-	-	-	1	0.3	-

PLAYOFFS

G	Min.	FG	FGA	Pct.	3FG	3FGA	PCT	FT	FTA	Pct.	Off.	Def.	Tot.	Ast.	PF	Do.	StL.	TO	Blk.	Pts.	Avg.	HI
1970-71	2	4	1	1	1.000	-	-	-	2	3	.667	-	-	0	0	-	-	-	-	4	2.0	-

FRANKIE KING - 6-1, 185 - WESTERN CAROLINA

JUNE 6, 1972

REGULAR SEASON

G	Min.	FG	FGA	Pct.	3FG	3FGA	PCT	FT	FTA	Pct.	Off.	Def.	Tot.	Ast.	PF	Do.	StL.	TO	Blk.	Pts.	Avg.	HI	
1995-96	6	20	3	11	.273	0	1	.000	1	3	.333	1	1	2	2	4	0	2	2	0	7	1.2	3

JIM KING - 6-2, 175 - TULSA

FEBRUARY 7, 1941

REGULAR SEASON

G	Min.	FG	FGA	Pct.	3FG	3FGA	PCT	FT	FTA	Pct.	Off.	Def.	Tot.	Ast.	PF	Do.	StL.	TO	Blk.	Pts.	Avg.	HI	
1963-64	60	762	84	198	.424	-	-	-	66	101	.653	-	-	113	110	99	0	-	-	-	234	3.9	-
1964-65	77	1671	184	469	.392	-	-	-	118	151	.781	-	-	214	178	193	2	-	-	-	486	6.3	-
1965-66	76	1499	238	545	.437	-	-	-	94	115	.817	-	-	204	223	181	1	-	-	-	570	7.5	-
TOT	213	3932	506	1212	.417	-	-	-	278	367	.757	-	-	531	511	473	3	-	-	-	1290	6.1	-

PLAYOFFS

G	Min.	FG	FGA	Pct.	3FG	3FGA	PCT	FT	FTA	Pct.	Off.	Def.	Tot.	Ast.	PF	Do.	StL.	TO	Blk.	Pts.	Avg.	HI	
1963-64	4	51	4	10	.400	-	-	-	4	4	1.000	-	-	4	6	-	-	-	-	-	12	3.0	-
1964-65	11	184	28	63	.444	-	-	-	15	17	.882	-	-	36	24	-	-	-	-	-	71	6.5	-
1965-66	13	287	35	84	.417	-	-	-	12	17	.706	-	-	33	31	-	-	-	-	-	82	6.3	-
TOT	28	522	67	157	.427	-	-	-	31	38	.816	-	-	73	61	-	-	-	-	-	165	5.9	-

JOE KLEINE - 7-0, 270 - ARKANSAS

JANUARY 4, 1962

REGULAR SEASON

G	Min.	FG	FGA	Pct.	3FG	3FGA	PCT	FT	FTA	Pct.	Off.	Def.	Tot.	Ast.	PF	Do.	StL.	TO	Blk.	Pts.	Avg.	HI
1996-97	8	30	2	8	.250	0	0	-	2	2	1.000	2	7	9	0	6	0	0	0	6	0.8	2





ALL-TIME ROSTER WITH STATISTICS

MIKE LYNN - 6-7, 215 - UCLA

NOVEMBER 25, 1945

REGULAR SEASON

G	Min.	FG	FGA	Pct.	3FG	3FGA	PCT	FT	FTA	Pct.	Off.	Def.	Tot.	Ast.	PF	Do.	StL.	TO	Blk.	Pts.	Avg.	HI
1969-70	44	403	44	133	.331	-	-	31	48	.646	-	-	64	30	87	4	-	-	-	119	2.7	-

PLAYOFFS

G	Min.	FG	FGA	Pct.	3FG	3FGA	PCT	FT	FTA	Pct.	Off.	Def.	Tot.	Ast.	PF	Do.	StL.	TO	Blk.	Pts.	Avg.	HI
1969-70	3	6	2	3	.667	-	-	0	0	-	-	-	2	1	-	-	-	-	-	4	1.3	-

OLIVER MACK - 6-3, 195 - EAST CAROLINA

JUNE 6, 1957

REGULAR SEASON

G	Min.	FG	FGA	Pct.	3FG	3FGA	PCT	FT	FTA	Pct.	Off.	Def.	Tot.	Ast.	PF	Do.	StL.	TO	Blk.	Pts.	Avg.	HI	
1979-80	27	155	21	50	.420	0	1	.000	9	18	.500	7	15	22	20	16	0	4	9	0	51	1.9	10

MARK MADSEN - 6-9, 245 - STANFORD

JANUARY 28, 1976

REGULAR SEASON

G	Min.	FG	FGA	Pct.	3FG	3FGA	PCT	FT	FTA	Pct.	Off.	Def.	Tot.	Ast.	PF	Do.	StL.	TO	Blk.	Pts.	Avg.	HI	
2000-01	70	641	55	113	.487	1	1	1.000	26	37	.703	74	78	152	24	11	2	8	27	8	137	2.0	15
2001-02	59	650	66	146	.452	0	2	.000	35	54	.648	89	73	162	44	104	0	16	22	13	167	2.8	10
2002-03	54	781	69	163	.423	0	0	.000	36	61	.590	86	73	159	38	116	0	15	27	19	174	3.2	12
TOT	183	2072	190	422	.450	1	3	.333	97	152	.638	249	224	473	106	331	2	39	76	40	478	2.6	-

PLAYOFFS

G	Min.	FG	FGA	Pct.	3FG	3FGA	PCT	FT	FTA	Pct.	Off.	Def.	Tot.	Ast.	PF	Do.	StL.	TO	Blk.	Pts.	Avg.	HI
2000-01	13	48	1	13	.077	0	0	-	3	5	.600	6	4	10	4	-	0	2	2	5	0.4	-
2001-02	7	10	0	1	.000	0	1	.000	0	0	-	0	2	2	0	-	0	1	0	0	0.0	-
2002-03	12	169	13	31	.419	0	1	.000	7	16	.438	14	14	28	12	-	3	8	2	33	2.8	-
TOT	32	227	14	45	.311	0	2	.000	10	21	.476	20	20	40	16	-	3	11	4	38	1.2	-

KARL MALONE - 6-9, 259 - LOUISIANA TECH

JULY 24, 1963

REGULAR SEASON

G	Min.	FG	FGA	Pct.	3FG	3FGA	PCT	FT	FTA	Pct.	Off.	Def.	Tot.	Ast.	PF	Do.	StL.	TO	Blk.	Pts.	Avg.	HI	
2003-04	42	1373	193	400	.483	0	1	.000	168	225	.747	61	306	367	163	116	1	50	103	20	554	13.2	20

PLAYOFFS

G	Min.	FG	FGA	Pct.	3FG	3FGA	PCT	FT	FTA	Pct.	Off.	Def.	Tot.	Ast.	PF	Do.	StL.	TO	Blk.	Pts.	Avg.	HI
2003-04	21	798	98	218	.450	0	1	.000	46	73	.630	37	148	185	72	-	24	47	2	242	11.5	-

NICK MANTIS - 6-3, 190 - NORTHWESTERN

DECEMBER 7, 1935

REGULAR SEASON

G	Min.	FG	FGA	Pct.	3FG	3FGA	PCT	FT	FTA	Pct.	Off.	Def.	Tot.	Ast.	PF	Do.	StL.	TO	Blk.	Pts.	Avg.	HI
1959-60	10	71	10	39	.256	-	-	1	2	.500	-	-	6	9	8	0	-	-	-	21	2.1	-

KENDALL MARSHALL - 6-4, 195 - NORTH CAROLINA

AUGUST 19, 1991

REGULAR SEASON

G	Min.	FG	FGA	Pct.	3FG	3FGA	PCT	FT	FTA	Pct.	Off.	Def.	Tot.	Ast.	PF	Do.	StL.	TO	Blk.	Pts.	Avg.	HI	
2013-14	54	1564	170	419	.406	71	178	.399	19	36	.528	15	140	155	477	76	0	48	150	4	430	8.0	20

SLATER "DUGIE" MARTIN - 5-10, 170 - TEXAS

OCTOBER 22, 1925

REGULAR SEASON

G	Min.	FG	FGA	Pct.	3FG	3FGA	PCT	FT	FTA	Pct.	Off.	Def.	Tot.	Ast.	PF	Do.	StL.	TO	Blk.	Pts.	Avg.	HI
1949-50	67	-	106	302	.351	-	-	59	93	.634	-	-	-	148	162	-	-	-	-	271	4.0	-
1950-51	68	-	227	627	.362	-	-	121	177	.684	-	-	246	235	199	3	-	-	-	575	8.5	-
1951-52	66	2480	237	632	.375	-	-	142	190	.747	-	-	228	249	226	9	-	-	-	616	9.3	-
1952-53	70	2556	260	634	.410	-	-	224	287	.780	-	-	186	250	246	4	-	-	-	744	10.6	-
1953-54	69	2472	254	654	.388	-	-	176	243	.724	-	-	166	253	198	3	-	-	-	684	9.9	-
1954-55	72	2784	350	919	.381	-	-	276	359	.769	-	-	260	427	221	7	-	-	-	976	13.6	-
1955-56	72	2838	309	863	.358	-	-	329	395	.833	-	-	260	445	202	2	-	-	-	947	13.2	-
TOT	484	13130	1743	4631	.376	-	-	1327	1744	.761	-	-	1346	2007	1454	28	-	-	-	4813	9.9	-

PLAYOFFS

G	Min.	FG	FGA	Pct.	3FG	3FGA	PCT	FT	FTA	Pct.	Off.	Def.	Tot.	Ast.	PF	Do.	StL.	TO	Blk.	Pts.	Avg.	HI
1949-50	12	-	21	50	.420	-	-	14	24	.583	-	-	-	25	35	0	-	-	-	56	4.7	-
1950-51	7	-	18	51	.353	-	-	14	27	.519	-	-	-	42	25	20	-	-	-	50	7.1	-
1951-52	13	523	38	110	.345	-	-	41	56	.732	-	-	-	37	56	64	-	-	-	117	9.0	-
1952-53	12	453	41	103	.398	-	-	39	51	.765	-	-	-	31	43	49	-	-	-	121	10.1	-
1953-54	13	533	37	112	.330	-	-	52	70	.743	-	-	-	29	60	52	-	-	-	126	9.7	-
1954-55	7	315	28	94	.298	-	-	40	49	.816	-	-	-	28	31	23	-	-	-	96	13.7	-
1955-56	3	121	17	37	.459	-	-	20	24	.833	-	-	-	7	15	9	-	-	-	54	18.0	-
TOT	67	1945	200	557	.359	-	-	220	301	.731	-	-	174	255	252	-	-	-	-	620	9.3	-

WES MATTHEWS - 6-1, 170 - WISCONSIN

AUGUST 24, 1959

REGULAR SEASON

G	Min.	FG	FGA	Pct.	3FG	3FGA	PCT	FT	FTA	Pct.	Off.	Def.	Tot.	Ast.	PF	Do.	StL.	TO	Blk.	Pts.	Avg.	HI	
1986-87	50	532	89	187	.476	1	3	.333	29	36	.806	13	34	47	100	53	0	23	51	4	208	4.2	16
1987-88	51	706	114	248	.460	7	30	.233	54	65	.831	16	50	66	138	65	0	25	69	3	289	5.7	18
TOT	101	1238	203	435	.467	8	33	.242	83	101	.822	29	84	113	238	118	0	48	120	7	497	4.9	18

PLAYOFFS

G	Min.	FG	FGA	Pct.	3FG	3FGA	PCT	FT	FTA	Pct.	Off.	Def.	Tot.	Ast.	PF	Do.	StL.	TO	Blk.	Pts.	Avg.	HI
1986-87	12	61	11	23	.478	0	1	.000	6	7	.857	0	4	4	9	-	1	13	0	28	2.3	-
1987-88	10	27	2	5	.400	0	1	.000	8	10	.800	0	1	1	2	-	1	3	0	12	1.2	-
TOT	22	88	13	28	.464	0	2	.000	14	17	.824	0	5	5	11	-	2	16	0	40	1.8	-



ALL-TIME ROSTER WITH STATISTICS



DJ MBENGA - 7-0, 255 - DEMOCRATIC REPUBLIC OF THE CONGO

DECEMBER 30, 1980

REGULAR SEASON

Table with 24 columns: G, Min, FG, FGA, Pct., 3FG, 3FGA, PCT, FT, FTA, Pct., Off., Def., Tot., Ast., PF, Dq., Stl., TO, Blk., Pts., Avg., Hi. Rows include 2007-08, 2008-09, 2009-10, and a Totals row.

PLAYOFFS

Table with 24 columns: G, Min, FG, FGA, Pct., 3FG, 3FGA, PCT, FT, FTA, Pct., Off., Def., Tot., Ast., PF, Dq., Stl., TO, Blk., Pts., Avg., Hi. Rows include 2007-08, 2008-09, 2009-10, and a Totals row.

BOB MCADOO - 6-9, 210 - NORTH CAROLINA

SEPTEMBER 15, 1951

REGULAR SEASON

Table with 24 columns: G, Min, FG, FGA, Pct., 3FG, 3FGA, PCT, FT, FTA, Pct., Off., Def., Tot., Ast., PF, Dq., Stl., TO, Blk., Pts., Avg., Hi. Rows include 1981-82, 1982-83, 1983-84, 1984-85, and a Totals row.

PLAYOFFS

Table with 24 columns: G, Min, FG, FGA, Pct., 3FG, 3FGA, PCT, FT, FTA, Pct., Off., Def., Tot., Ast., PF, Dq., Stl., TO, Blk., Pts., Avg., Hi. Rows include 1981-82, 1982-83, 1983-84, 1984-85, and a Totals row.

MEL MCCANTS - 6-8, 240 - PURDUE

AUGUST 19, 1967

REGULAR SEASON

Table with 24 columns: G, Min, FG, FGA, Pct., 3FG, 3FGA, PCT, FT, FTA, Pct., Off., Def., Tot., Ast., PF, Dq., Stl., TO, Blk., Pts., Avg., Hi. Rows include 1989-90 and 1989-90, and a Totals row.

PLAYOFFS

Table with 24 columns: G, Min, FG, FGA, Pct., 3FG, 3FGA, PCT, FT, FTA, Pct., Off., Def., Tot., Ast., PF, Dq., Stl., TO, Blk., Pts., Avg., Hi. Rows include 1989-90 and a Totals row.

WILLIE MCCARTER - 6-3, 175 - DRAKE

JULY 26, 1946

REGULAR SEASON

Table with 24 columns: G, Min, FG, FGA, Pct., 3FG, 3FGA, PCT, FT, FTA, Pct., Off., Def., Tot., Ast., PF, Dq., Stl., TO, Blk., Pts., Avg., Hi. Rows include 1969-70, 1970-71, and a Totals row.

PLAYOFFS

Table with 24 columns: G, Min, FG, FGA, Pct., 3FG, 3FGA, PCT, FT, FTA, Pct., Off., Def., Tot., Ast., PF, Dq., Stl., TO, Blk., Pts., Avg., Hi. Rows include 1969-70, 1970-71, and a Totals row.

GEORGE MCCLOUD - 6-8, 225 - FLORIDA STATE

MAY 27, 1967

REGULAR SEASON

Table with 24 columns: G, Min, FG, FGA, Pct., 3FG, 3FGA, PCT, FT, FTA, Pct., Off., Def., Tot., Ast., PF, Dq., Stl., TO, Blk., Pts., Avg., Hi. Rows include 1996-97 and a Totals row.

JELANI MCCOY - 6-10, 245 - UCLA

DECEMBER 6, 1977

REGULAR SEASON

Table with 24 columns: G, Min, FG, FGA, Pct., 3FG, 3FGA, PCT, FT, FTA, Pct., Off., Def., Tot., Ast., PF, Dq., Stl., TO, Blk., Pts., Avg., Hi. Rows include 2001-02 and a Totals row.

JIM MCDANIELS - 6-11, 230 - WESTERN KENTUCKY

APRIL 2, 1948

REGULAR SEASON

Table with 24 columns: G, Min, FG, FGA, Pct., 3FG, 3FGA, PCT, FT, FTA, Pct., Off., Def., Tot., Ast., PF, Dq., Stl., TO, Blk., Pts., Avg., Hi. Rows include 1975-76 and a Totals row.

MIKE MCGEE - 6-5, 205 - MICHIGAN

JULY 29, 1959

REGULAR SEASON

Table with 24 columns: G, Min, FG, FGA, Pct., 3FG, 3FGA, PCT, FT, FTA, Pct., Off., Def., Tot., Ast., PF, Dq., Stl., TO, Blk., Pts., Avg., Hi. Rows include 1981-82, 1982-83, 1983-84, 1984-85, 1985-86, and a Totals row.

PLAYOFFS

Table with 24 columns: G, Min, FG, FGA, Pct., 3FG, 3FGA, PCT, FT, FTA, Pct., Off., Def., Tot., Ast., PF, Dq., Stl., TO, Blk., Pts., Avg., Hi. Rows include 1981-82, 1982-83, 1983-84, 1984-85, 1985-86, and a Totals row.





ALL-TIME ROSTER WITH STATISTICS

BILL MCGILL - 6-9, 225 - UTAH

SEPTEMBER 16, 1939

REGULAR SEASON

G	Min.	FG	FGA	Pct.	3FG	3FGA	PCT	FT	FTA	Pct.	Off.	Def.	Tot.	Ast.	PF	Do.	StL.	TO	Blk.	Pts.	Avg.	HI
1964-65	8	37	7	20	.350	-	-	1	1	1.000	-	-	12	3	6	0	-	-	-	15	1.9	-

PLAYOFFS

G	Min.	FG	FGA	Pct.	3FG	3FGA	PCT	FT	FTA	Pct.	Off.	Def.	Tot.	Ast.	PF	Do.	StL.	TO	Blk.	Pts.	Avg.	HI
1964-65	5	34	5	9	.566	-	-	1	1	1.000	-	-	9	2	-	-	-	-	-	11	2.2	-

KEVIN MCKENNA - 6-5, 195 - CREIGHTON

JANUARY 8, 1959

REGULAR SEASON

G	Min.	FG	FGA	Pct.	3FG	3FGA	PCT	FT	FTA	Pct.	Off.	Def.	Tot.	Ast.	PF	Do.	StL.	TO	Blk.	Pts.	Avg.	HI	
1981-82	36	237	28	87	.322	0	2	.000	11	17	.647	18	11	29	14	45	0	10	20	2	67	1.9	8

AARON MCKIE - 6-5, 209 - TEMPLE

OCTOBER 2, 1972

REGULAR SEASON

G	Min.	FG	FGA	Pct.	3FG	3FGA	PCT	FT	FTA	Pct.	Off.	Def.	Tot.	Ast.	PF	Do.	StL.	TO	Blk.	Pts.	Avg.	HI	
2005-06	14	121	3	12	.250	0	2	.000	1	2	.500	3	17	20	11	7	0	5	2	0	7	0.5	2
2006-07	10	131	11	17	.647	0	0	-	0	0	-	1	17	18	13	14	0	4	8	0	22	2.2	12
TOT	24	252	14	29	.483	0	2	.000	1	2	.500	4	34	38	24	21	0	9	10	0	29	1.2	-

PLAYOFFS

G	Min.	FG	FGA	Pct.	3FG	3FGA	PCT	FT	FTA	Pct.	Off.	Def.	Tot.	Ast.	PF	Do.	StL.	TO	Blk.	Pts.	Avg.	HI
2005-06	1	8	0	0	-	0	0	-	0	0	-	0	0	0	0	-	0	0	0	0	0.0	-

JIM MCMILLIAN - 6-5, 225 - COLUMBIA

MARCH 11, 1948

REGULAR SEASON

G	Min.	FG	FGA	Pct.	3FG	3FGA	PCT	FT	FTA	Pct.	Off.	Def.	Tot.	Ast.	PF	Do.	StL.	TO	Blk.	Pts.	Avg.	HI	
1970-71	81	1747	289	629	.459	-	-	-	100	130	.769	-	-	330	133	122	1	-	-	-	678	8.4	-
1971-72	80	3060	642	1331	.482	-	-	-	219	277	.791	-	-	522	209	209	0	-	-	-	1503	18.8	-
1972-73	81	2953	655	1431	.458	-	-	-	223	264	.845	-	-	447	221	176	0	-	-	-	1533	18.9	-
TOT	242	7760	1586	3391	.468	-	-	-	542	671	.808	-	-	1299	563	507	1	-	-	-	3714	15.3	-

PLAYOFFS

G	Min.	FG	FGA	Pct.	3FG	3FGA	PCT	FT	FTA	Pct.	Off.	Def.	Tot.	Ast.	PF	Do.	StL.	TO	Blk.	Pts.	Avg.	HI	
1970-71	12	522	79	181	.436	-	-	-	23	34	.676	-	-	65	22	-	-	-	-	-	181	15.1	-
1971-72	15	624	113	253	.447	-	-	-	60	70	.857	-	-	85	22	-	-	-	-	-	286	19.1	-
1972-73	17	630	143	307	.466	-	-	-	55	75	.733	-	-	82	37	-	-	-	-	-	341	20.1	-
TOT	44	1776	335	741	.452	-	-	-	138	179	.771	-	-	232	81	-	-	-	-	-	808	18.4	-

MARK MCNAMARA - 6-11, 235 - CALIFORNIA

JUNE 8, 1959

REGULAR SEASON

G	Min.	FG	FGA	Pct.	3FG	3FGA	PCT	FT	FTA	Pct.	Off.	Def.	Tot.	Ast.	PF	Do.	StL.	TO	Blk.	Pts.	Avg.	HI	
1988-89	39	318	32	64	.500	0	0	-	49	78	.628	38	62	100	10	51	0	4	24	3	113	2.9	10
1989-90	33	190	38	86	.442	0	0	-	26	40	.650	22	41	63	3	31	1	2	21	1	102	3.1	15
TOT	72	508	70	150	.467	0	0	-	75	118	.636	60	103	163	13	82	1	6	45	4	215	3.0	-

PLAYOFFS

G	Min.	FG	FGA	Pct.	3FG	3FGA	PCT	FT	FTA	Pct.	Off.	Def.	Tot.	Ast.	PF	Do.	StL.	TO	Blk.	Pts.	Avg.	HI	
1988-89	3	7	1	2	.500	0	0	-	1	2	.500	0	1	1	0	-	0	0	0	0	3	1.0	-
1989-90	2	5	1	4	.250	0	0	-	0	0	-	0	1	1	0	-	0	0	0	0	2	1.0	-
TOT	5	12	2	6	.333	0	0	-	1	2	.500	0	2	2	0	-	0	0	0	0	5	1.0	-

BOB MCNEILL - 6-1, 180 - ST. JOSEPH'S

OCTOBER 22, 1938

REGULAR SEASON

G	Min.	FG	FGA	Pct.	3FG	3FGA	PCT	FT	FTA	Pct.	Off.	Def.	Tot.	Ast.	PF	Do.	StL.	TO	Blk.	Pts.	Avg.	HI	
1961-62	29	229	22	60	.367	-	-	-	8	12	.667	-	-	23	40	25	0	-	-	-	52	1.8	-

PLAYOFFS

G	Min.	FG	FGA	Pct.	3FG	3FGA	PCT	FT	FTA	Pct.	Off.	Def.	Tot.	Ast.	PF	Do.	StL.	TO	Blk.	Pts.	Avg.	HI	
1961-62	5	20	4	7	.571	-	-	-	1	2	.500	-	-	6	5	-	-	-	-	-	9	1.8	-

JOSH MCROBERTS - 6-10, 240 - DUKE

FEBRUARY 28, 1987

REGULAR SEASON

G	Min.	FG	FGA	Pct.	3FG	3FGA	PCT	FT	FTA	Pct.	Off.	Def.	Tot.	Ast.	PF	Do.	StL.	TO	Blk.	Pts.	Avg.	HI	
2011-12	50	718	56	118	.475	3	7	.429	23	36	.639	61	110	171	51	74	0	15	31	18	138	2.8	16

PLAYOFFS

G	Min.	FG	FGA	Pct.	3FG	3FGA	PCT	FT	FTA	Pct.	Off.	Def.	Tot.	Ast.	PF	Do.	StL.	TO	Blk.	Pts.	Avg.	HI	
2011-12	6	16	1	4	.250	0	1	.000	0	0	-	0	4	4	1	1	0	0	2	1	2	0.3	-





ALL-TIME ROSTER WITH STATISTICS

VERN MIKKELSEN - 6-7, 230 - HAMLINE

OCTOBER 21, 1928

REGULAR SEASON

G	Min.	FG	FGA	Pct.	3FG	3FGA	PCT	FT	FTA	Pct.	Off.	Def.	Tot.	Ast.	PF	Do.	StL.	TO	Blk.	Pts.	Avg.	HI
1949-50	68	-	288	722	.399	-	-	215	286	.752	-	-	-	123	222	-	-	-	-	791	11.6	-
1950-51	64	-	359	893	.402	-	-	186	275	.676	-	-	655	181	260	13	-	-	-	904	14.1	-
1951-52	66	2345	363	866	.419	-	-	283	372	.761	-	-	681	180	282	16	-	-	-	1009	15.3	-
1952-53	70	2465	378	868	.435	-	-	291	387	.752	-	-	654	148	289	14	-	-	-	1047	15.0	-
1953-54	72	2247	288	771	.374	-	-	221	298	.742	-	-	615	119	264	7	-	-	-	797	11.1	-
1954-55	71	2559	440	1043	.422	-	-	447	598	.747	-	-	722	145	319	14	-	-	-	1327	18.7	-
1955-56	72	2100	317	821	.386	-	-	328	408	.804	-	-	608	173	319	17	-	-	-	962	13.4	-
1956-57	72	2198	322	854	.377	-	-	342	424	.807	-	-	630	121	312	18	-	-	-	986	13.7	-
1957-58	72	2390	439	1070	.410	-	-	370	471	.786	-	-	805	166	299	20	-	-	-	1248	17.3	-
1958-59	72	2139	353	904	.390	-	-	286	355	.806	-	-	570	159	246	8	-	-	-	992	13.8	-
TOT	699	18443	3547	8812	.403	-	-	2969	3874	.766	-	-	5940	1515	2812	127	-	-	-	10063	14.4	-

PLAYOFFS

G	Min.	FG	FGA	Pct.	3FG	3FGA	PCT	FT	FTA	Pct.	Off.	Def.	Tot.	Ast.	PF	Do.	StL.	TO	Blk.	Pts.	Avg.	HI
1949-50	12	-	55	149	.369	-	-	46	60	.767	-	-	-	18	-	-	-	-	-	156	13.0	-
1950-51	7	-	39	96	.406	-	-	31	47	.660	-	-	67	17	-	-	-	-	-	109	15.6	-
1951-52	13	495	60	139	.432	-	-	53	64	.828	-	-	110	20	-	-	-	-	-	173	13.3	-
1952-53	12	400	44	133	.331	-	-	56	66	.848	-	-	104	24	-	-	-	-	-	144	12.0	-
1953-54	13	375	51	111	.459	-	-	31	36	.861	-	-	73	17	-	-	-	-	-	133	10.2	-
1954-55	7	209	30	85	.353	-	-	36	46	.783	-	-	78	13	-	-	-	-	-	96	13.7	-
1955-56	3	90	11	26	.423	-	-	18	20	.900	-	-	17	2	-	-	-	-	-	40	13.3	-
1956-57	5	162	33	83	.398	-	-	22	34	.647	-	-	43	17	-	-	-	-	-	88	17.6	-
1958-59	13	371	73	177	.412	-	-	56	73	.767	-	-	93	24	-	-	-	-	-	202	15.5	-
TOT	85	2102	396	999	.396	-	-	349	446	.783	-	-	585	152	-	-	-	-	-	1141	13.4	-

ANTHONY MILLER - 6-9, 255 - MICHIGAN STATE

OCTOBER 22, 1971

REGULAR SEASON

G	Min.	FG	FGA	Pct.	3FG	3FGA	PCT	FT	FTA	Pct.	Off.	Def.	Tot.	Ast.	PF	Do.	StL.	TO	Blk.	Pts.	Avg.	HI	
1994-95	46	527	70	132	.530	2	5	400	47	76	.618	67	85	152	35	77	2	20	38	7	189	4.1	18
1995-96	27	123	15	35	.429	0	2	000	6	10	.600	11	14	25	4	19	0	4	8	1	36	1.3	6
TOT	73	650	85	167	.509	2	7	.286	53	86	.616	78	99	177	39	96	2	24	46	8	225	3.1	24

PLAYOFFS

G	Min.	FG	FGA	Pct.	3FG	3FGA	PCT	FT	FTA	Pct.	Off.	Def.	Tot.	Ast.	PF	Do.	StL.	TO	Blk.	Pts.	Avg.	HI	
1994-95	4	15	0	2	.000	0	0	-	0	0	-	2	4	6	1	-	-	1	1	0	0	0.0	-

STEVE MIX - 6-7, 215 - TOLEDO

DECEMBER 30, 1947

REGULAR SEASON

G	Min.	FG	FGA	Pct.	3FG	3FGA	PCT	FT	FTA	Pct.	Off.	Def.	Tot.	Ast.	PF	Do.	StL.	TO	Blk.	Pts.	Avg.	HI	
1982-83	1	17	4	10	.400	0	0	-	1	1	1.000	1	0	1	2	1	0	0	0	0	9	9.0	9

PLAYOFFS

G	Min.	FG	FGA	Pct.	3FG	3FGA	PCT	FT	FTA	Pct.	Off.	Def.	Tot.	Ast.	PF	Do.	StL.	TO	Blk.	Pts.	Avg.	HI
1982-83	8	26	2	5	.400	0	0	-	3	3	1.000	0	1	1	0	-	0	0	0	7	0.9	-

DARIUS MORRIS - 6-5, 195 - MICHIGAN

JANUARY 3, 1991

REGULAR SEASON

G	Min.	FG	FGA	Pct.	3FG	3FGA	PCT	FT	FTA	Pct.	Off.	Def.	Tot.	Ast.	PF	Do.	StL.	TO	Blk.	Pts.	Avg.	HI		
2011-12	19	169	18	42	.429	4	9	.444	6	9	.667	2	14	16	2	1	16	0	2	19	0	46	2.4	9
2012-13	48	683	73	188	.388	24	66	.364	24	37	.649	24	33	57	76	58	0	21	45	2	194	4.0	15	
TOT	67	852	91	230	.396	28	75	.373	30	46	.652	26	47	73	97	74	0	23	64	2	240	3.6	-	

PLAYOFFS

G	Min.	FG	FGA	Pct.	3FG	3FGA	PCT	FT	FTA	Pct.	Off.	Def.	Tot.	Ast.	PF	Do.	StL.	TO	Blk.	Pts.	Avg.	HI	
2011-12	4	8	3	3	1.000	1	1	1.000	3	4	.750	0	0	0	3	1	0	0	1	0	10	2.5	-
2012-13	4	105	16	35	.457	3	9	.333	7	9	.778	1	4	5	12	6	2	6	0	2	42	10.5	-
TOT	8	113	19	38	.500	4	10	.400	10	13	.769	1	4	5	15	7	0	2	7	0	52	6.5	-

ADAM MORRISON - 6-8, 205 - GONZAGA

JULY 19, 1984

REGULAR SEASON

G	Min.	FG	FGA	Pct.	3FG	3FGA	PCT	FT	FTA	Pct.	Off.	Def.	Tot.	Ast.	PF	Do.	StL.	TO	Blk.	Pts.	Avg.	HI	
2008-09	8	44	4	12	.333	1	4	.250	1	2	.500	2	6	8	3	4	0	0	3	0	10	1.3	5
2009-10	31	241	32	85	.376	5	21	.238	5	8	.625	10	22	32	18	17	0	3	10	2	74	2.4	7
TOT	39	285	36	97	.371	6	25	.240	6	10	.600	12	28	40	21	21	0	3	13	2	84	2.2	-

PLAYOFFS

G	Min.	FG	FGA	Pct.	3FG	3FGA	PCT	FT	FTA	Pct.	Off.	Def.	Tot.	Ast.	PF	Do.	StL.	TO	Blk.	Pts.	Avg.	HI	
2009-10	2	13	4	9	.444	0	2	.000	0	0	-	2	3	5	1	-	-	0	0	0	8	4.0	-

TIMOFEY MOZGOV - 7-1, 275 - KHMINKI MOSCOW (RUSSIA)

JULY 16, 1986

REGULAR SEASON

G	Min.	FG	FGA	Pct.	3FG	3FGA	PCT	FT	FTA	Pct.	Off.	Def.	Tot.	Ast.	PF	Do.	StL.	TO	Blk.	Pts.	Avg.	HI	
2016-17	54	1104	169	328	.515	0	1	.000	63	78	.808	104	160	264	43	133	2	16	72	31	401	7.4	20

ERWIN MUELLER - 6-8, 230 - SAN FRANCISCO

MARCH 12, 1944

REGULAR SEASON

G	Min.	FG	FGA	Pct.	3FG	3FGA	PCT	FT	FTA	Pct.	Off.	Def.	Tot.	Ast.	PF	Do.	StL.	TO	Blk.	Pts.	Avg.	HI
1967-68	39	973	132	254	.520	-	-	61	103	.592	-	-	222	78	86	2	-	-	-	325	8.3	-

PLAYOFFS

G	Min.	FG	FGA	Pct.	3FG	3FGA	PCT	FT	FTA	Pct.	Off.	Def.	Tot.	Ast.	PF	Do.	StL.	TO	Blk.	Pts.	Avg.	HI
1967-68	14	250	20	59	.339	-	-	5	14	.357	-	-	54	18	-	-	-	-	-	45	3.2	-



ALL-TIME ROSTER WITH STATISTICS



ALLEN MURPHY - 6-5, 190 - LOUISVILLE

JULY 15, 1952

REGULAR SEASON

G	Min.	FG	FGA	Pct.	3FG	3FGA	PCT	FT	FTA	Pct.	Off.	Def.	Tot.	Ast.	PF	Dq.	StL.	TO	Blk.	Pts.	Avg.	Hi
1976-77	2	18	1	5	.200	-	-	3	7	.429	3	1	4	0	5	0	0	0	5	2.5	3	

TROY MURPHY - 6-11, 245 - NOTRE DAME

MAY 2, 1980

REGULAR SEASON

G	Min.	FG	FGA	Pct.	3FG	3FGA	PCT	FT	FTA	Pct.	Off.	Def.	Tot.	Ast.	PF	Dq.	StL.	TO	Blk.	Pts.	Avg.	Hi	
2011-12	59	956	77	171	.450	28	67	.418	6	9	.667	40	151	191	51	98	1	15	26	16	188	3.2	12

PLAYOFFS

G	Min.	FG	FGA	Pct.	3FG	3FGA	PCT	FT	FTA	Pct.	Off.	Def.	Tot.	Ast.	PF	Dq.	StL.	TO	Blk.	Pts.	Avg.	Hi
2011-12	4	15	1	1	1.000	1	1	1.000	0	0	-	0	3	3	0	0	0	2	0	3	0.8	-

TRACY MURRAY - 6-7, 230 - UCLA

JULY 25, 1971

REGULAR SEASON

G	Min.	FG	FGA	Pct.	3FG	3FGA	PCT	FT	FTA	Pct.	Off.	Def.	Tot.	Ast.	PF	Dq.	StL.	TO	Blk.	Pts.	Avg.	Hi	
2002-03	31	193	23	71	.324	8	38	.211	7	9	.778	5	18	23	12	22	0	5	14	3	61	2.0	11

LARRY NANCE JR. - 6-9, 230 - WYOMING

JANUARY 1, 1993

REGULAR SEASON

G	Min.	FG	FGA	Pct.	3FG	3FGA	PCT	FT	FTA	Pct.	Off.	Def.	Tot.	Ast.	PF	Dq.	StL.	TO	Blk.	Pts.	Avg.	Hi	
2015-16	63	1266	158	300	.527	1	10	.100	32	47	.681	101	211	312	44	124	0	54	41	23	349	5.5	17
2016-17	63	1442	190	361	.526	10	36	.278	59	80	.738	120	249	369	96	149	0	82	56	39	449	7.1	18
TOT	126	2708	348	661	.526	11	46	.239	91	127	.717	221	460	681	140	273	0	136	97	62	798	6.3	-

COTTON NASH - 6-6, 220 - KENTUCKY

JULY 24, 1942

REGULAR SEASON

G	Min.	FG	FGA	Pct.	3FG	3FGA	PCT	FT	FTA	Pct.	Off.	Def.	Tot.	Ast.	PF	Dq.	StL.	TO	Blk.	Pts.	Avg.	Hi
1964-65	25	167	14	57	.246	-	-	25	32	.781	-	-	35	10	30	0	-	-	-	53	2.1	-

STEVE NASH - 6-3, 180 - SANTA CLARA

FEBRUARY 7, 1974

REGULAR SEASON

G	Min.	FG	FGA	Pct.	3FG	3FGA	PCT	FT	FTA	Pct.	Off.	Def.	Tot.	Ast.	PF	Dq.	StL.	TO	Blk.	Pts.	Avg.	Hi	
2012-13	50	1627	236	475	.497	57	130	.438	107	116	.922	26	116	142	333	70	0	30	126	5	636	12.7	22
2013-14	15	313	36	94	.383	8	24	.333	22	24	.917	4	25	29	86	18	0	7	31	2	102	6.8	19
TOT	65	1940	272	569	.478	65	154	.422	129	140	.921	30	141	171	419	88	0	37	157	7	738	11.4	-

PLAYOFFS

G	Min.	FG	FGA	Pct.	3FG	3FGA	PCT	FT	FTA	Pct.	Off.	Def.	Tot.	Ast.	PF	Dq.	StL.	TO	Blk.	Pts.	Avg.	Hi	
2012-13	2	61	10	23	.435	0	3	.000	5	5	1.000	2	3	5	9	2	0	0	3	0	25	12.5	16

SWEN NATER - 6-11, 250 - UCLA

JANUARY 14, 1950

REGULAR SEASON

G	Min.	FG	FGA	Pct.	3FG	3FGA	PCT	FT	FTA	Pct.	Off.	Def.	Tot.	Ast.	PF	Dq.	StL.	TO	Blk.	Pts.	Avg.	Hi	
1983-84	69	829	124	253	.490	0	1	.000	63	91	.692	81	183	264	27	150	0	25	68	7	311	4.5	19

PLAYOFFS

G	Min.	FG	FGA	Pct.	3FG	3FGA	PCT	FT	FTA	Pct.	Off.	Def.	Tot.	Ast.	PF	Dq.	StL.	TO	Blk.	Pts.	Avg.	Hi
1983-84	17	146	19	38	.500	0	0	-	20	26	.769	16	24	40	1	-	1	8	2	58	3.4	-

DON NELSON - 6-6, 210 - IOWA

MAY 15, 1940

REGULAR SEASON

G	Min.	FG	FGA	Pct.	3FG	3FGA	PCT	FT	FTA	Pct.	Off.	Def.	Tot.	Ast.	PF	Dq.	StL.	TO	Blk.	Pts.	Avg.	Hi	
1963-64	80	1406	135	323	.418	-	-	-	149	201	.741	-	-	323	76	181	1	-	-	-	419	5.2	-
1964-65	39	238	36	85	.424	-	-	-	20	26	.769	-	-	73	24	40	1	-	-	-	92	2.4	-
TOT	119	1644	171	408	.419	-	-	-	169	227	.744	-	-	396	100	221	2	-	-	-	511	4.3	-

PLAYOFFS

G	Min.	FG	FGA	Pct.	3FG	3FGA	PCT	FT	FTA	Pct.	Off.	Def.	Tot.	Ast.	PF	Dq.	StL.	TO	Blk.	Pts.	Avg.	Hi	
1963-64	5	56	7	13	.538	-	-	-	3	3	1.000	-	-	13	2	-	-	-	-	-	17	3.4	-
1964-65	11	212	24	53	.453	-	-	-	19	25	.760	-	-	59	19	-	-	-	-	-	67	6.1	-
TOT	16	268	31	66	.470	-	-	-	22	28	.786	-	-	72	21	-	-	-	-	-	84	5.3	-

JOHNNY NEUMANN - 6-6, 200 - MISSISSIPPI

SEPTEMBER 11, 1951

REGULAR SEASON

G	Min.	FG	FGA	Pct.	3FG	3FGA	PCT	FT	FTA	Pct.	Off.	Def.	Tot.	Ast.	PF	Dq.	StL.	TO	Blk.	Pts.	Avg.	Hi	
1976-77	59	888	146	363	.402	-	-	-	54	81	.667	19	44	63	137	127	2	28	-	8	346	5.9	24

PLAYOFFS

G	Min.	FG	FGA	Pct.	3FG	3FGA	PCT	FT	FTA	Pct.	Off.	Def.	Tot.	Ast.	PF	Dq.	StL.	TO	Blk.	Pts.	Avg.	Hi	
1976-77	6	68	11	29	.379	-	-	-	2	4	.500	-	-	2	9	-	-	-	-	-	24	4.0	-

CHUCK NEVITT - 7-5, 250 - NORTH CAROLINA STATE

JUNE 13, 1959

REGULAR SEASON

G	Min.	FG	FGA	Pct.	3FG	3FGA	PCT	FT	FTA	Pct.	Off.	Def.	Tot.	Ast.	PF	Dq.	StL.	TO	Blk.	Pts.	Avg.	Hi	
1984-85	11	59	5	17	.294	0	0	-	2	8	.250	5	15	20	3	20	0	0	10	15	12	1.1	4
1985-86	4	25	3	11	.273	0	0	-	4	6	.667	3	4	7	2	6	0	2	5	2	10	2.5	4
TOT	15	84	8	28	.286	0	0	-	6	14	.429	8	19	27	5	26	0	2	15	17	22	1.5	-

PLAYOFFS

G	Min.	FG	FGA	Pct.	3FG	3FGA	PCT	FT	FTA	Pct.	Off.	Def.	Tot.	Ast.	PF	Dq.	StL.	TO	Blk.	Pts.	Avg.	Hi	
1984-85	7	37	3	9	.333	0	0	-	4	8	.500	3	3	6	1	-	-	4	2	6	10	1.4	-



ALL-TIME ROSTER WITH STATISTICS



KEVIN O'SHEA - 6-2, 175 - NOTRE DAME

JULY 10, 1925

REGULAR SEASON

G	Min.	FG	FGA	Pct.	3FG	3FGA	PCT	FT	FTA	Pct.	Off.	Def.	Tot.	Ast.	PF	Dq.	Stl.	TO	Blk.	Pts.	Avg.	Hi
1950-51	63	-	87	267	.326	-	-	97	134	.724	-	-	125	100	99	1	-	-	-	271	4.3	-

PLAYOFFS

G	Min.	FG	FGA	Pct.	3FG	3FGA	PCT	FT	FTA	Pct.	Off.	Def.	Tot.	Ast.	PF	Dq.	Stl.	TO	Blk.	Pts.	Avg.	Hi
1950-51	5	-	1	7	.143	-	-	3	4	.750	-	-	5	1	-	-	-	-	-	5	1.0	-

KEITH OWENS - 6-7, 225 - UCLA

MAY 31, 1969

REGULAR SEASON

G	Min.	FG	FGA	Pct.	3FG	3FGA	PCT	FT	FTA	Pct.	Off.	Def.	Tot.	Ast.	PF	Dq.	Stl.	TO	Blk.	Pts.	Avg.	Hi	
1991-92	20	80	9	32	281	0	0	-	8	10	.800	8	7	15	3	11	0	5	2	4	26	1.3	8

JANNERO PARGO - 6-1, 175 - ARKANSAS

OCTOBER 22, 1979

REGULAR SEASON

G	Min.	FG	FGA	Pct.	3FG	3FGA	PCT	FT	FTA	Pct.	Off.	Def.	Tot.	Ast.	PF	Dq.	Stl.	TO	Blk.	Pts.	Avg.	Hi	
2002-03	34	342	37	93	.398	7	24	.292	4	4	1.000	9	28	37	39	45	0	13	23	2	85	2.5	18
2003-04	13	63	6	16	.375	2	4	.500	0	0	-	0	6	6	11	5	0	2	12	0	14	1.1	5
TOT	47	405	43	109	.395	9	28	.321	4	4	1.000	9	34	43	50	50	0	15	35	2	99	2.1	-

PLAYOFFS

G	Min.	FG	FGA	Pct.	3FG	3FGA	PCT	FT	FTA	Pct.	Off.	Def.	Tot.	Ast.	PF	Dq.	Stl.	TO	Blk.	Pts.	Avg.	Hi	
2002-03	11	129	8	24	.333	4	15	.267	3	4	.750	3	6	9	14	-	-	8	7	1	23	2.1	-

WILLIAM "SMUSH" PARKER - 6-4, 180 - FORDHAM

JUNE 1, 1981

REGULAR SEASON

G	Min.	FG	FGA	Pct.	3FG	3FGA	PCT	FT	FTA	Pct.	Off.	Def.	Tot.	Ast.	PF	Dq.	Stl.	TO	Blk.	Pts.	Avg.	Hi	
2005-06	82	2773	348	779	.447	120	328	.366	125	180	.694	37	234	271	302	213	1	140	147	16	941	11.5	24
2006-07	82	2457	342	785	.436	110	301	.365	113	175	.646	45	161	206	228	211	4	119	153	10	907	11.1	26
TOT	164	5230	690	1564	.441	230	629	.366	238	355	.670	82	395	477	530	424	5	259	300	26	1848	11.3	-

PLAYOFFS

G	Min.	FG	FGA	Pct.	3FG	3FGA	PCT	FT	FTA	Pct.	Off.	Def.	Tot.	Ast.	PF	Dq.	Stl.	TO	Blk.	Pts.	Avg.	Hi
2005-06	7	258	24	72	.333	4	26	.154	10	10	1.000	9	12	21	11	-	15	12	1	62	8.9	-
2006-07	5	59	3	14	.214	1	6	.167	4	4	1.000	4	3	7	3	-	3	3	1	11	2.2	-
TOT	12	317	27	86	.314	5	32	.156	14	14	1.000	13	15	28	14	-	18	15	2	73	6.1	-

MYLES PATRICK - 6-8, 220 - AUBURN

NOVEMBER 16, 1954

REGULAR SEASON

G	Min.	FG	FGA	Pct.	3FG	3FGA	PCT	FT	FTA	Pct.	Off.	Def.	Tot.	Ast.	PF	Dq.	Stl.	TO	Blk.	Pts.	Avg.	Hi	
1980-81	3	9	2	5	.400	0	0	-	1	2	.500	1	1	2	1	3	0	0	1	0	5	1.7	3

RUBEN PATTERSON - 6-6, 227 - CINCINNATI

JULY 3, 1975

REGULAR SEASON

G	Min.	FG	FGA	Pct.	3FG	3FGA	PCT	FT	FTA	Pct.	Off.	Def.	Tot.	Ast.	PF	Dq.	Stl.	TO	Blk.	Pts.	Avg.	Hi	
1998-99	24	144	21	51	.412	1	6	.167	22	31	.710	17	13	30	2	16	0	5	12	3	65	2.7	11

PLAYOFFS

G	Min.	FG	FGA	Pct.	3FG	3FGA	PCT	FT	FTA	Pct.	Off.	Def.	Tot.	Ast.	PF	Dq.	Stl.	TO	Blk.	Pts.	Avg.	Hi
1998-99	3	5	0	1	.000	0	0	-	0	0	-	0	0	0	-	-	0	1	0	0	0.0	-

JIM PAXSON - 6-6, 200 - DAYTON

DECEMBER 19, 1932

REGULAR SEASON

G	Min.	FG	FGA	Pct.	3FG	3FGA	PCT	FT	FTA	Pct.	Off.	Def.	Tot.	Ast.	PF	Dq.	Stl.	TO	Blk.	Pts.	Avg.	Hi	
1956-57	71	1274	138	485	.285	-	-	-	170	236	.720	-	-	266	86	163	3	-	-	-	446	6.3	-

PLAYOFFS

G	Min.	FG	FGA	Pct.	3FG	3FGA	PCT	FT	FTA	Pct.	Off.	Def.	Tot.	Ast.	PF	Dq.	Stl.	TO	Blk.	Pts.	Avg.	Hi
1956-57	5	54	9	27	.333	-	-	-	7	14	.500	-	-	14	3	-	-	-	-	25	5.0	-

GARY PAYTON - 6-4, 190 - OREGON STATE

JULY 23, 1968

REGULAR SEASON

G	Min.	FG	FGA	Pct.	3FG	3FGA	PCT	FT	FTA	Pct.	Off.	Def.	Tot.	Ast.	PF	Dq.	Stl.	TO	Blk.	Pts.	Avg.	Hi	
2003-04	82	2825	482	1024	.471	55	165	.333	180	252	.714	72	270	342	449	169	0	96	151	19	1199	14.6	30

PLAYOFFS

G	Min.	FG	FGA	Pct.	3FG	3FGA	PCT	FT	FTA	Pct.	Off.	Def.	Tot.	Ast.	PF	Dq.	Stl.	TO	Blk.	Pts.	Avg.	Hi	
2003-04	22	773	68	186	.366	14	56	.250	21	28	.750	19	53	72	116	-	-	23	28	4	171	7.8	-

ANTHONY PEELER - 6-4, 215 - MISSOURI

NOVEMBER 25, 1969

REGULAR SEASON

G	Min.	FG	FGA	Pct.	3FG	3FGA	PCT	FT	FTA	Pct.	Off.	Def.	Tot.	Ast.	PF	Dq.	Stl.	TO	Blk.	Pts.	Avg.	Hi	
1992-93	77	1656	297	634	.468	46	118	.390	162	206	.786	64	115	179	166	193	0	60	123	14	802	10.4	25
1993-94	30	923	176	409	.430	14	63	.222	57	71	.803	48	61	109	94	93	0	43	59	8	423	14.1	28
1994-95	73	1559	285	659	.432	84	216	.389	102	128	.797	62	106	168	122	143	1	52	82	13	756	10.4	27
1995-96	73	1608	272	602	.452	105	254	.413	61	86	.709	45	92	137	118	139	0	59	56	10	710	9.7	25
TOT	253	5746	1030	2304	.447	249	651	.382	382	491	.778	219	374	593	500	568	1	214	320	45	2691	10.6	-

PLAYOFFS

G	Min.	FG	FGA	Pct.	3FG	3FGA	PCT	FT	FTA	Pct.	Off.	Def.	Tot.	Ast.	PF	Dq.	Stl.	TO	Blk.	Pts.	Avg.	Hi	
1994-95	10	268	32	79	.405	8	31	.258	17	22	.773	8	20	28	25	-	-	10	12	2	89	8.9	-
1995-96	3	72	9	27	.333	6	14	.429	4	4	1.000	2	6	8	3	-	-	6	3	0	28	9.3	-
TOT	13	340	41	106	.738	14	45	.687	21	26	.808	10	26	36	28	-	-	16	15	2	117	9.0	-



ALL-TIME ROSTER WITH STATISTICS



LARON PROFIT - 6-5, 204 - MARYLAND

AUGUST 5, 1977

REGULAR SEASON

G	Min.	FG	FGA	Pct.	3FG	3FGA	PCT	FT	FTA	Pct.	Off.	Def.	Tot.	Ast.	PF	Dq.	Stl.	TO	Blk.	Pts.	Avg.	Hi	
2005-06	25	279	40	84	.476	3	18	.167	21	24	.875	8	35	43	15	25	0	11	24	5	104	4.2	14

VLADIMIR RADMANOVIC - 6-10, 235 - SERBIA AND MONTENEGRO

NOVEMBER 19, 1980

REGULAR SEASON

G	Min.	FG	FGA	Pct.	3FG	3FGA	PCT	FT	FTA	Pct.	Off.	Def.	Tot.	Ast.	PF	Dq.	Stl.	TO	Blk.	Pts.	Avg.	Hi	
2006-07	55	986	134	316	.424	40	118	.339	53	73	.726	53	127	180	66	125	2	25	69	18	361	6.6	27
2007-08	65	1483	198	437	.453	95	234	.406	52	65	.800	56	159	215	123	147	1	46	73	12	543	8.4	21
2008-09	46	771	95	214	.444	60	136	.441	23	27	.852	18	99	117	38	51	0	28	47	7	273	5.9	18
TOT	166	3240	427	967	.442	195	488	.400	128	165	.776	127	385	512	227	323	3	99	189	37	1177	7.1	-

PLAYOFFS

G	Min.	FG	FGA	Pct.	3FG	3FGA	PCT	FT	FTA	Pct.	Off.	Def.	Tot.	Ast.	PF	Dq.	Stl.	TO	Blk.	Pts.	Avg.	Hi	
2007-08	21	481	67	151	.444	29	78	.372	5	6	.833	23	57	80	31	-	-	13	21	1	168	8.0	-

KURT RAMBIS - 6-8, 215 - SANTA CLARA

FEBRUARY 25, 1958

REGULAR SEASON

G	Min.	FG	FGA	Pct.	3FG	3FGA	PCT	FT	FTA	Pct.	Off.	Def.	Tot.	Ast.	PF	Dq.	Stl.	TO	Blk.	Pts.	Avg.	Hi	
1981-82	64	1131	118	228	.518	0	1	.000	59	117	.504	116	232	348	56	167	2	60	77	76	295	4.6	16
1982-83	78	1806	235	413	.569	0	2	.000	114	166	.687	164	367	531	90	233	2	105	145	63	584	7.5	21
1983-84	47	743	63	113	.558	0	0	-	42	66	.636	82	184	266	34	108	0	30	56	14	168	3.6	10
1984-85	82	1617	181	327	.554	0	0	-	68	103	.660	164	364	528	69	211	0	82	97	47	430	5.2	18
1985-86	74	1573	160	269	.595	0	0	-	88	122	.721	156	361	517	69	198	0	66	97	33	408	5.5	17
1986-87	78	1514	163	313	.521	0	0	-	120	157	.764	159	294	453	63	201	1	74	104	41	446	5.7	16
1987-88	70	845	102	186	.548	0	0	-	73	93	.785	103	165	268	54	103	0	39	59	13	277	4.0	17
1993-94	50	635	59	114	.518	0	1	.000	46	71	.648	84	105	189	32	89	0	22	26	23	164	3.3	13
1994-95	26	195	18	35	.514	0	0	-	8	12	.667	10	24	34	16	35	0	3	8	9	44	1.7	9
TOT	569	10059	1099	1998	.550	0	4	.000	618	907	.681	1038	2096	3134	483	1345	5	481	669	319	2816	4.9	-

PLAYOFFS

G	Min.	FG	FGA	Pct.	3FG	3FGA	PCT	FT	FTA	Pct.	Off.	Def.	Tot.	Ast.	PF	Dq.	Stl.	TO	Blk.	Pts.	Avg.	Hi	
1981-82	14	279	33	64	.516	0	0	-	16	26	.615	32	54	86	11	-	-	8	17	12	82	5.9	-
1982-83	15	377	45	79	.570	0	0	-	23	35	.657	27	63	90	19	-	-	13	23	16	113	7.5	-
1983-84	21	428	60	92	.652	0	0	-	21	33	.636	33	88	121	14	-	-	10	22	10	141	6.7	-
1984-85	19	375	48	81	.593	0	0	-	19	28	.679	42	87	129	17	-	-	18	19	9	115	6.1	-
1985-86	14	267	27	45	.600	0	0	-	13	18	.722	26	57	83	14	-	-	10	18	7	67	4.8	-
1986-87	17	215	24	41	.585	0	0	-	31	34	.912	16	51	67	9	-	-	8	13	3	79	4.6	-
1987-88	19	186	21	34	.618	0	0	-	9	13	.692	13	38	51	9	-	-	5	8	2	51	2.7	-
TOT	119	2127	258	436	.592	0	0	-	132	187	.706	189	438	627	93	-	-	72	120	59	648	5.4	-

JULIUS RANDLE - 6-9, 250 - KENTUCKY

NOVEMBER 29, 1994

REGULAR SEASON

G	Min.	FG	FGA	Pct.	3FG	3FGA	PCT	FT	FTA	Pct.	Off.	Def.	Tot.	Ast.	PF	Dq.	Stl.	TO	Blk.	Pts.	Avg.	Hi	
2014-15	1	14	1	3	.333	0	0	-	0	2	.000	0	0	0	1	0	0	1	0	2	2.0	2	
2015-16	81	2286	358	835	.429	10	36	.278	193	270	.715	172	657	829	144	242	2	53	149	29	919	11.3	23
2016-17	74	2132	377	774	.487	17	63	.270	204	282	.723	151	486	637	264	248	2	49	173	37	975	13.2	32
TOT	156	4432	736	1611	.457	27	99	.273	397	554	.717	322	1143	1465	408	102	4	102	323	66	1896	12.2	-

THEO RATLIFF - 6-10, 235 - WYOMING

APRIL 17, 1973

REGULAR SEASON

G	Min.	FG	FGA	Pct.	3FG	3FGA	PCT	FT	FTA	Pct.	Off.	Def.	Tot.	Ast.	PF	Dq.	Stl.	TO	Blk.	Pts.	Avg.	Hi	
2010-11	12	44	2	12	.167	0	0	-	2	2	1.000	2	16	18	3	10	0	0	3	4	6	0.5	2

PLAYOFFS

G	Min.	FG	FGA	Pct.	3FG	3FGA	PCT	FT	FTA	Pct.	Off.	Def.	Tot.	Ast.	PF	Dq.	Stl.	TO	Blk.	Pts.	Avg.	Hi
2010-11	1	1	0	0	-	0	0	-	0	0	-	0	1	1	0	-	0	0	0	0	0.0	-

HUBERT REED - 6-9, 220 - OKLAHOMA CITY

OCTOBER 4, 1936

REGULAR SEASON

G	Min.	FG	FGA	Pct.	3FG	3FGA	PCT	FT	FTA	Pct.	Off.	Def.	Tot.	Ast.	PF	Dq.	Stl.	TO	Blk.	Pts.	Avg.	Hi	
1963-64	46	386	33	91	.363	-	-	-	10	15	.667	-	-	107	23	73	0	-	-	-	76	1.7	-

PLAYOFFS

G	Min.	FG	FGA	Pct.	3FG	3FGA	PCT	FT	FTA	Pct.	Off.	Def.	Tot.	Ast.	PF	Dq.	Stl.	TO	Blk.	Pts.	Avg.	Hi	
1963-64	1	12	2	4	.500	-	-	-	0	2	.000	-	-	2	0	-	-	-	-	-	4	4.0	-

J.R. REID - 6-10, 250 - NORTH CAROLINA

MARCH 31, 1968

REGULAR SEASON

G	Min.	FG	FGA	Pct.	3FG	3FGA	PCT	FT	FTA	Pct.	Off.	Def.	Tot.	Ast.	PF	Dq.	Stl.	TO	Blk.	Pts.	Avg.	Hi	
1998-99	25	473	44	108	.407	0	1	.000	38	53	.717	24	75	99	23	72	1	15	23	0	126	5.0	15

PLAYOFFS

G	Min.	FG	FGA	Pct.	3FG	3FGA	PCT	FT	FTA	Pct.	Off.	Def.	Tot.	Ast.	PF	Dq.	Stl.	TO	Blk.	Pts.	Avg.	Hi	
1998-99	8	178	10	28	.357	-	-	-	6	8	.750	9	33	42	3	-	-	4	2	5	26	3.3	-





ALL-TIME ROSTER WITH STATISTICS

GLEN RICE - 6-8, 221 - MICHIGAN

MAY 28, 1967

REGULAR SEASON

G	Min.	FG	FGA	Pct.	3FG	3FGA	PCT	FT	FTA	Pct.	Off.	Def.	Tot.	Ast.	PF	Do.	StL.	TO	Blk.	Pts.	Avg.	HI	
1998-99	27	985	171	396	.432	53	135	393	77	90	856	9	90	99	71	67	1	17	45	6	472	17.5	40
1999-00	80	2530	421	980	.430	84	229	367	346	396	874	56	271	327	176	179	0	47	114	12	1272	15.9	29
TOT	107	3515	592	1376	.430	137	364	376	423	486	870	65	361	426	247	246	1	64	159	18	1744	16.3	-

PLAYOFFS

G	Min.	FG	FGA	Pct.	3FG	3FGA	PCT	FT	FTA	Pct.	Off.	Def.	Tot.	Ast.	PF	Do.	StL.	TO	Blk.	Pts.	Avg.	HI	
1998-99	7	307	45	101	.446	10	28	357	28	29	296	4	23	27	11	-	-	5	9	1	128	18.3	-
1999-00	23	766	93	228	.408	28	67	418	71	89	798	10	82	92	48	-	-	15	36	4	285	12.4	-
TOT	30	1073	138	329	.419	38	95	400	99	118	839	14	105	119	59	-	-	20	45	5	413	13.8	-

MITCH RICHMOND - 6-5, 220 - KANSAS STATE

JUNE 30, 1965

REGULAR SEASON

G	Min.	FG	FGA	Pct.	3FG	3FGA	PCT	FT	FTA	Pct.	Off.	Def.	Tot.	Ast.	PF	Do.	StL.	TO	Blk.	Pts.	Avg.	HI	
2001-02	64	709	100	247	.405	18	62	290	42	44	955	14	80	94	57	61	0	18	40	6	260	4.1	13

PLAYOFFS

G	Min.	FG	FGA	Pct.	3FG	3FGA	PCT	FT	FTA	Pct.	Off.	Def.	Tot.	Ast.	PF	Do.	StL.	TO	Blk.	Pts.	Avg.	HI	
2001-02	2	4	1	1	1.000	0	0	-	1	2	500	0	1	1	0	-	-	0	1	0	3	1.5	-

ISALAH RIDER - 6-5, 215 - UNLV

MARCH 12, 1971

REGULAR SEASON

G	Min.	FG	FGA	Pct.	3FG	3FGA	PCT	FT	FTA	Pct.	Off.	Def.	Tot.	Ast.	PF	Do.	StL.	TO	Blk.	Pts.	Avg.	HI	
2000-01	67	1206	201	472	.426	34	92	370	71	83	855	44	112	156	111	105	0	27	98	7	507	7.6	24

PAT RILEY - 6-4, 205 - KENTUCKY

MARCH 20, 1945

REGULAR SEASON

G	Min.	FG	FGA	Pct.	3FG	3FGA	PCT	FT	FTA	Pct.	Off.	Def.	Tot.	Ast.	PF	Do.	StL.	TO	Blk.	Pts.	Avg.	HI	
1970-71	54	506	105	254	.413	-	-	-	56	87	644	-	54	72	84	0	-	-	-	266	4.9	-	
1971-72	67	926	197	441	.447	-	-	-	55	74	743	-	127	75	110	0	-	-	-	449	6.7	-	
1972-73	55	801	167	390	.428	-	-	-	65	82	793	-	65	81	126	0	-	-	-	399	7.3	-	
1973-74	72	1361	287	667	.430	-	-	-	110	144	764	38	90	128	148	173	1	54	-	3	684	9.5	22
1974-75	46	1016	219	523	.419	-	-	-	69	93	742	25	60	85	121	128	0	36	-	4	507	11.0	38
1975-76	2	23	5	13	.385	-	-	-	1	3	333	1	2	3	0	5	0	1	-	1	11	5.5	9
TOT	369	4633	1558	3596	.433	-	-	-	648	826	785	64	152	673	918	859	1	91	-	8	3764	10.2	-

PLAYOFFS

G	Min.	FG	FGA	Pct.	3FG	3FGA	PCT	FT	FTA	Pct.	Off.	Def.	Tot.	Ast.	PF	Do.	StL.	TO	Blk.	Pts.	Avg.	HI
1970-71	7	135	29	69	.420	-	-	-	8	11	727	-	15	14	-	-	-	-	-	66	9.4	-
1971-72	15	244	33	99	.333	-	-	-	12	16	750	-	29	14	-	-	-	-	-	78	5.2	-
1972-73	7	53	9	27	.333	-	-	-	0	0	000	-	5	7	-	-	-	-	-	18	2.6	-
1973-74	5	106	18	50	.360	-	-	-	3	4	750	-	6	10	-	-	-	-	-	39	7.8	-
TOT	34	538	89	245	.363	-	-	-	23	31	742	-	55	45	-	-	-	-	-	201	5.9	-

DAVID RIVERS - 6-0, 175 - NOTRE DAME

JANUARY 20, 1965

REGULAR SEASON

G	Min.	FG	FGA	Pct.	3FG	3FGA	PCT	FT	FTA	Pct.	Off.	Def.	Tot.	Ast.	PF	Do.	StL.	TO	Blk.	Pts.	Avg.	HI	
1988-89	47	440	49	122	.402	1	6	.167	35	42	833	13	30	43	106	50	0	23	61	9	134	2.9	10

PLAYOFFS

G	Min.	FG	FGA	Pct.	3FG	3FGA	PCT	FT	FTA	Pct.	Off.	Def.	Tot.	Ast.	PF	Do.	StL.	TO	Blk.	Pts.	Avg.	HI	
1988-89	6	33	4	12	.333	0	2	.000	7	8	875	1	3	4	6	-	-	0	4	0	15	2.5	-

RICK ROBERSON - 6-9, 235 - CINCINNATI

JULY 7, 1947

REGULAR SEASON

G	Min.	FG	FGA	Pct.	3FG	3FGA	PCT	FT	FTA	Pct.	Off.	Def.	Tot.	Ast.	PF	Do.	StL.	TO	Blk.	Pts.	Avg.	HI
1969-70	74	2005	262	586	.447	-	-	-	120	212	566	-	672	92	256	7	-	-	-	644	8.7	-
1970-71	65	909	125	301	.415	-	-	-	88	143	615	-	304	47	125	1	-	-	-	338	5.2	-
TOT	139	2914	387	887	.436	-	-	-	208	355	586	-	976	139	381	8	-	-	-	982	7.1	-

PLAYOFFS

G	Min.	FG	FGA	Pct.	3FG	3FGA	PCT	FT	FTA	Pct.	Off.	Def.	Tot.	Ast.	PF	Do.	StL.	TO	Blk.	Pts.	Avg.	HI
1969-70	9	61	8	18	.444	-	-	-	6	10	600	-	16	0	-	-	-	-	-	22	2.4	-
1970-71	9	93	10	29	.345	-	-	-	4	7	571	-	26	4	-	-	-	-	-	24	2.7	-
TOT	18	154	18	47	.383	-	-	-	10	17	588	-	42	4	-	-	-	-	-	46	2.6	-

FRED ROBERTS - 6-10, 220 - BRIGHAM YOUNG

AUGUST 14, 1960

REGULAR SEASON

G	Min.	FG	FGA	Pct.	3FG	3FGA	PCT	FT	FTA	Pct.	Off.	Def.	Tot.	Ast.	PF	Do.	StL.	TO	Blk.	Pts.	Avg.	HI	
1995-96	33	317	48	97	.495	4	14	.286	22	28	786	18	29	47	26	24	0	16	24	4	122	3.7	19

PLAYOFFS

G	Min.	FG	FGA	Pct.	3FG	3FGA	PCT	FT	FTA	Pct.	Off.	Def.	Tot.	Ast.	PF	Do.	StL.	TO	Blk.	Pts.	Avg.	HI	
1995-96	1	3	0	2	.000	0	0	-	0	0	-	2	1	3	0	-	-	0	1	0	0	0.0	-



ALL-TIME ROSTER WITH STATISTICS



MARVIN ROBERTS - 6-8, 220 - UTAH STATE

JANUARY 29, 1950

REGULAR SEASON

Table with 19 columns: G, Min, FG, FGA, Pct., 3FG, 3FGA, PCT, FT, FTA, Pct., Off., Def., Tot., Ast., PF, Dq., Stl., TO, Blk., Pts., Avg., Hi. Row 1: 1976-77 28 209 27 76 .355 - - 4 6 .667 9 16 25 19 34 0 4 - 2 58 2.1 12

CLIFF ROBINSON - 6-9, 220 - USC

MARCH 13, 1960

REGULAR SEASON

Table with 19 columns: G, Min, FG, FGA, Pct., 3FG, 3FGA, PCT, FT, FTA, Pct., Off., Def., Tot., Ast., PF, Dq., Stl., TO, Blk., Pts., Avg., Hi. Row 1: 1991-92 9 78 11 27 .407 0 1 .000 7 8 .875 7 12 19 9 4 0 5 7 0 29 3.2 10

PLAYOFFS

Table with 19 columns: G, Min, FG, FGA, Pct., 3FG, 3FGA, PCT, FT, FTA, Pct., Off., Def., Tot., Ast., PF, Dq., Stl., TO, Blk., Pts., Avg., Hi. Row 1: 1991-92 3 24 3 10 .300 0 0 - 5 8 .625 2 4 6 1 - - 3 2 1 11 3.7 -

FLYNN ROBINSON - 6-1, 190 - WYOMING

APRIL 28, 1941

REGULAR SEASON

Table with 19 columns: G, Min, FG, FGA, Pct., 3FG, 3FGA, PCT, FT, FTA, Pct., Off., Def., Tot., Ast., PF, Dq., Stl., TO, Blk., Pts., Avg., Hi. Row 1: 1971-72 64 1007 262 535 .490 - - 111 129 .860 - - 115 138 139 2 - - - 635 9.9 -

PLAYOFFS

Table with 19 columns: G, Min, FG, FGA, Pct., 3FG, 3FGA, PCT, FT, FTA, Pct., Off., Def., Tot., Ast., PF, Dq., Stl., TO, Blk., Pts., Avg., Hi. Row 1: 1971-72 7 72 19 41 .463 - - - 7 10 .700 - - 13 5 - - - - 45 6.4 -

RUMEAL ROBINSON - 6-2, 195 - MICHIGAN

NOVEMBER 13, 1966

REGULAR SEASON

Table with 19 columns: G, Min, FG, FGA, Pct., 3FG, 3FGA, PCT, FT, FTA, Pct., Off., Def., Tot., Ast., PF, Dq., Stl., TO, Blk., Pts., Avg., Hi. Row 1: 1996-97 15 126 17 48 .354 6 23 .261 5 8 .625 2 8 10 13 12 0 5 11 2 45 3.0 10

THOMAS ROBINSON - 6-10, 237 - KANSAS

MARCH 17, 1991

REGULAR SEASON

Table with 19 columns: G, Min, FG, FGA, Pct., 3FG, 3FGA, PCT, FT, FTA, Pct., Off., Def., Tot., Ast., PF, Dq., Stl., TO, Blk., Pts., Avg., Hi. Row 1: 2016-17 48 560 105 196 .536 0 1 .000 31 66 .470 84 139 223 31 76 0 26 46 9 241 5.0 16

JOHN ROCHE - 6-3, 170 - SOUTH CAROLINA

SEPTEMBER 26, 1949

REGULAR SEASON

Table with 19 columns: G, Min, FG, FGA, Pct., 3FG, 3FGA, PCT, FT, FTA, Pct., Off., Def., Tot., Ast., PF, Dq., Stl., TO, Blk., Pts., Avg., Hi. Row 1: 1975-76 15 52 3 14 .214 - - - 2 4 .500 0 3 3 6 7 0 0 0 0 8 0.5 4

DAVID ROBISCH - 6-10, 235 - KANSAS

DECEMBER 22, 1949

REGULAR SEASON

Table with 19 columns: G, Min, FG, FGA, Pct., 3FG, 3FGA, PCT, FT, FTA, Pct., Off., Def., Tot., Ast., PF, Dq., Stl., TO, Blk., Pts., Avg., Hi. Row 1: 1977-78 55 679 104 249 .418 - - - 50 65 .769 53 126 179 40 71 0 19 37 14 258 4.7 16

PLAYOFFS

Table with 19 columns: G, Min, FG, FGA, Pct., 3FG, 3FGA, PCT, FT, FTA, Pct., Off., Def., Tot., Ast., PF, Dq., Stl., TO, Blk., Pts., Avg., Hi. Row 1: 1977-78 3 47 13 24 .542 - - - 4 5 .800 - - 12 1 1 - - - 30 10.0 -

DENNIS RODMAN - 6-7, 220 - SE OKLAHOMA STATE

MAY 31, 1961

REGULAR SEASON

Table with 19 columns: G, Min, FG, FGA, Pct., 3FG, 3FGA, PCT, FT, FTA, Pct., Off., Def., Tot., Ast., PF, Dq., Stl., TO, Blk., Pts., Avg., Hi. Row 1: 1998-99 23 657 16 46 .348 0 2 .000 17 39 .436 62 196 258 30 71 0 10 31 12 49 2.1 7

SEAN ROOKS - 6-10, 260 - ARIZONA

SEPTEMBER 9, 1969

REGULAR SEASON

Table with 19 columns: G, Min, FG, FGA, Pct., 3FG, 3FGA, PCT, FT, FTA, Pct., Off., Def., Tot., Ast., PF, Dq., Stl., TO, Blk., Pts., Avg., Hi. Row 1: 1996-97 69 735 87 185 .470 0 0 .000 91 130 .700 56 107 163 42 123 1 17 51 38 265 3.8 20

PLAYOFFS

Table with 19 columns: G, Min, FG, FGA, Pct., 3FG, 3FGA, PCT, FT, FTA, Pct., Off., Def., Tot., Ast., PF, Dq., Stl., TO, Blk., Pts., Avg., Hi. Row 1: 1996-97 8 54 4 9 .444 0 0 - 6 8 .750 5 7 12 1 - - 3 3 3 14 1.8 -

KAREEM RUSH - 6-6, 215 - MISSOURI

OCTOBER 30, 1980

REGULAR SEASON

Table with 19 columns: G, Min, FG, FGA, Pct., 3FG, 3FGA, PCT, FT, FTA, Pct., Off., Def., Tot., Ast., PF, Dq., Stl., TO, Blk., Pts., Avg., Hi. Row 1: 2002-03 76 872 96 244 .393 19 68 .279 16 23 .696 26 68 94 68 71 0 10 63 11 227 3.0 11

PLAYOFFS

Table with 19 columns: G, Min, FG, FGA, Pct., 3FG, 3FGA, PCT, FT, FTA, Pct., Off., Def., Tot., Ast., PF, Dq., Stl., TO, Blk., Pts., Avg., Hi. Row 1: 2002-03 9 64 11 29 .379 4 11 .364 4 4 1.000 2 1 3 2 - - 1 3 0 30 3.3 -



ALL-TIME ROSTER WITH STATISTICS



DONALD SMITH - 6-2, 190 - MINNESOTA

JULY 27, 1920

REGULAR SEASON

G	Min.	FG	FGA	Pct.	3FG	3FGA	PCT	FT	FTA	Pct.	Off.	Def.	Tot.	Ast.	PF	Dq.	Stl.	TO	Blk.	Pts.	Avg.	Hi
1948-49	8	2	13	.154	-	-	-	2	3	.667	-	-	-	2	6	-	-	-	-	6	0.8	-

ELMORE SMITH - 7-1, 250 - KENTUCKY STATE

MAY 9, 1949

REGULAR SEASON

G	Min.	FG	FGA	Pct.	3FG	3FGA	PCT	FT	FTA	Pct.	Off.	Def.	Tot.	Ast.	PF	Dq.	Stl.	TO	Blk.	Pts.	Avg.	Hi
1973-74	81	2922	434	949	.457	-	-	147	249	.590	204	702	906	150	309	8	71	-	393	1015	12.5	37
1974-75	74	2341	346	702	.493	-	-	112	231	.485	210	600	810	145	255	6	84	-	216	804	10.9	30
TOT	155	5263	780	1651	.472	-	-	259	480	.540	414	1302	1716	295	564	14	155	-	609	1819	11.7	-

PLAYOFFS

G	Min.	FG	FGA	Pct.	3FG	3FGA	PCT	FT	FTA	Pct.	Off.	Def.	Tot.	Ast.	PF	Dq.	Stl.	TO	Blk.	Pts.	Avg.	Hi
1973-74	5	171	42	88	.477	-	-	12	17	.706	-	-	53	6	-	-	-	-	-	96	19.2	-

JOE SMITH - 6-10, 225 - MARYLAND

JULY 26, 1975

REGULAR SEASON

G	Min.	FG	FGA	Pct.	3FG	3FGA	PCT	FT	FTA	Pct.	Off.	Def.	Tot.	Ast.	PF	Dq.	Stl.	TO	Blk.	Pts.	Avg.	Hi
2010-11	12	44	2	12	.167	0	0	2	2	1.000	2	16	18	3	10	0	0	3	4	6	0.5	2

PLAYOFFS

G	Min.	FG	FGA	Pct.	3FG	3FGA	PCT	FT	FTA	Pct.	Off.	Def.	Tot.	Ast.	PF	Dq.	Stl.	TO	Blk.	Pts.	Avg.	Hi
2010-11	5	11	0	2	.000	0	0	0	0	-	1	0	1	0	-	-	0	0	0	0	0.0	-

ROBERT SMITH - 6-4, 190 - WEST VIRGINIA

AUGUST 20, 1937

REGULAR SEASON

G	Min.	FG	FGA	Pct.	3FG	3FGA	PCT	FT	FTA	Pct.	Off.	Def.	Tot.	Ast.	PF	Dq.	Stl.	TO	Blk.	Pts.	Avg.	Hi
1959-60	10	130	13	54	.241	-	-	11	16	.688	-	-	33	14	10	0	-	-	-	37	3.7	-
1961-62	3	7	0	1	.000	-	-	0	0	-	-	-	0	0	1	0	-	-	-	0	0.0	-
TOT	13	137	13	55	.236	-	-	11	16	.688	-	-	33	14	11	0	-	-	-	37	2.8	-

TONY SMITH - 6-4, 205 - MARQUETTE

JUNE 14, 1968

REGULAR SEASON

G	Min.	FG	FGA	Pct.	3FG	3FGA	PCT	FT	FTA	Pct.	Off.	Def.	Tot.	Ast.	PF	Dq.	Stl.	TO	Blk.	Pts.	Avg.	Hi	
1990-91	64	695	97	220	.441	0	7	.000	40	57	.702	24	47	71	135	80	0	28	69	12	234	3.7	12
1991-92	63	820	113	283	.399	0	11	.000	49	75	.653	31	45	76	109	91	0	39	50	8	275	4.4	18
1992-93	55	752	133	275	.484	2	11	.182	62	82	.756	46	41	87	63	72	1	50	40	7	330	6.0	20
1993-94	73	1617	272	617	.441	16	50	.320	85	119	.714	106	89	195	148	128	1	59	76	14	645	8.8	25
1994-95	61	1024	132	309	.427	32	91	.352	44	63	.698	43	64	107	102	111	0	46	50	7	340	5.6	19
TOT	316	4908	747	1704	.438	50	170	.294	280	396	.707	250	286	536	557	482	2	222	285	48	1824	5.8	-

PLAYOFFS

G	Min.	FG	FGA	Pct.	3FG	3FGA	PCT	FT	FTA	Pct.	Off.	Def.	Tot.	Ast.	PF	Dq.	Stl.	TO	Blk.	Pts.	Avg.	Hi
1990-91	7	40	6	13	.462	0	0	-	2	3	.667	3	0	3	2	-	1	6	0	14	2.0	-
1991-92	4	40	3	10	.300	0	2	.000	1	2	.500	1	1	2	5	-	4	3	0	7	1.8	-
1992-93	5	73	13	25	.520	2	4	.500	6	9	.667	5	3	8	2	-	1	3	1	34	6.8	-
1994-95	6	27	3	13	.231	3	10	.300	0	2	.000	1	2	3	3	-	0	4	0	9	1.5	-
TOT	22	180	25	61	.410	5	16	.313	9	16	.563	10	6	16	12	-	6	16	1	64	2.9	-

MIKE SMREK - 7-0, 250 - CANISIUS

AUGUST 31, 1962

REGULAR SEASON

G	Min.	FG	FGA	Pct.	3FG	3FGA	PCT	FT	FTA	Pct.	Off.	Def.	Tot.	Ast.	PF	Dq.	Stl.	TO	Blk.	Pts.	Avg.	Hi	
1986-87	35	233	30	60	.500	0	0	-	16	25	.640	13	24	37	5	70	1	4	19	13	76	2.2	8
1987-88	48	421	44	103	.427	0	0	-	44	66	.667	27	58	85	8	105	3	7	30	42	132	2.8	12
TOT	83	654	74	163	.454	0	0	-	60	91	.659	40	82	122	13	175	4	11	49	55	208	2.5	-

PLAYOFFS

G	Min.	FG	FGA	Pct.	3FG	3FGA	PCT	FT	FTA	Pct.	Off.	Def.	Tot.	Ast.	PF	Dq.	Stl.	TO	Blk.	Pts.	Avg.	Hi
1986-87	10	33	2	10	.200	0	0	-	4	6	.667	3	4	7	0	-	0	1	6	8	0.8	-
1987-88	8	34	1	5	.200	0	0	-	1	3	.333	1	5	6	0	-	1	2	3	3	0.4	-
TOT	18	67	3	15	.200	0	0	-	5	9	.555	4	9	13	0	-	1	3	9	11	0.6	-

RON SOBIE - 6-3, 195 - DEPAUL

SEPTEMBER 21, 1934

REGULAR SEASON

G	Min.	FG	FGA	Pct.	3FG	3FGA	PCT	FT	FTA	Pct.	Off.	Def.	Tot.	Ast.	PF	Dq.	Stl.	TO	Blk.	Pts.	Avg.	Hi
1959-60	1	13	1	4	.250	-	-	0	1	.000	-	-	2	2	4	0	-	-	-	2	2.0	-





ALL-TIME ROSTER WITH STATISTICS

RORY SPARROW - 6-2, 175 - VILLANOVA

JUNE 12, 1958

REGULAR SEASON

G	Min.	FG	FGA	Pct.	3FG	3FGA	PCT	FT	FTA	Pct.	Off.	Def.	Tot.	Ast.	PF	Dq.	StL.	TO	Blk.	Pts.	Avg.	Hi		
1991-92	42	471	57	143	.399	2	13	.154	8	13	.615			24	27	79	55	0	12	31	5	124	3.0	12

PLAYOFFS

G	Min.	FG	FGA	Pct.	3FG	3FGA	PCT	FT	FTA	Pct.	Off.	Def.	Tot.	Ast.	PF	Dq.	StL.	TO	Blk.	Pts.	Avg.	Hi	
1991-92	3	16	1	4	.250	0	0	-	3	4	.750	1	0	1	4	-	-	1	0	0	5	1.7	-

ART SPOELSTRA - 6-9, 220 - WESTERN KENTUCKY

SEPTEMBER 11, 1932

REGULAR SEASON

G	Min.	FG	FGA	Pct.	3FG	3FGA	PCT	FT	FTA	Pct.	Off.	Def.	Tot.	Ast.	PF	Dq.	StL.	TO	Blk.	Pts.	Avg.	Hi	
1957-58	50	1098	141	353	.399	-	-	-	100	150	.667	-	-	281	51	183	-	-	-	-	382	7.6	-

LARRY SPRIGGS - 6-7, 230 - HOWARD

SEPTEMBER 8, 1959

REGULAR SEASON

G	Min.	FG	FGA	Pct.	3FG	3FGA	PCT	FT	FTA	Pct.	Off.	Def.	Tot.	Ast.	PF	Dq.	StL.	TO	Blk.	Pts.	Avg.	Hi	
1983-84	38	363	44	82	.537	0	2	.000	36	50	.720	16	45	61	30	55	0	12	34	4	124	3.3	18
1984-85	75	1292	194	354	.548	0	3	.000	112	146	.767	77	150	227	132	195	2	47	115	13	500	6.7	20
1985-86	43	471	88	192	.458	0	1	.000	38	49	.776	28	53	81	49	78	0	18	54	9	214	5.0	18
TOT	156	2126	326	628	.519	0	6	.000	186	245	.759	121	248	369	211	328	2	77	203	26	838	5.4	-

PLAYOFFS

G	Min.	FG	FGA	Pct.	3FG	3FGA	PCT	FT	FTA	Pct.	Off.	Def.	Tot.	Ast.	PF	Dq.	StL.	TO	Blk.	Pts.	Avg.	Hi	
1983-84	9	45	7	19	.368	0	0	-	11	11	1.000	4	5	9	3	-	-	0	7	1	25	2.8	-
1984-85	16	230	40	77	.519	0	2	.000	18	29	.621	16	35	51	33	-	-	4	26	5	98	6.1	-
1985-86	3	13	5	6	.833	0	0	-	10	10	1.000	1	6	7	2	-	-	1	0	0	20	6.7	-
TOT	28	288	52	102	.510	0	2	.000	39	50	.780	21	46	67	38	-	-	5	33	6	143	5.1	-

DEREK STRONG - 6-8, 225 - XAVIER

FEBRUARY 9, 1968

REGULAR SEASON

G	Min.	FG	FGA	Pct.	3FG	3FGA	PCT	FT	FTA	Pct.	Off.	Def.	Tot.	Ast.	PF	Dq.	StL.	TO	Blk.	Pts.	Avg.	Hi	
1995-96	63	746	72	169	.426	1	9	.111	69	85	.812	60	118	178	32	80	1	18	20	12	214	3.4	16

GENE STUMP - 6-2, 185 - DEPAUL

NOVEMBER 13, 1923

REGULAR SEASON

G	Min.	FG	FGA	Pct.	3FG	3FGA	PCT	FT	FTA	Pct.	Off.	Def.	Tot.	Ast.	PF	Dq.	StL.	TO	Blk.	Pts.	Avg.	Hi	
1949-50	23	-	27	95	.284	-	-	-	7	14	.500	-	-	-	23	32	-	-	-	-	61	2.7	-

SUN YUE - 6-9, 205 - CHINA

NOVEMBER 6, 1985

REGULAR SEASON

G	Min.	FG	FGA	Pct.	3FG	3FGA	PCT	FT	FTA	Pct.	Off.	Def.	Tot.	Ast.	PF	Dq.	StL.	TO	Blk.	Pts.	Avg.	Hi	
2008-09	10	28	3	11	.273	0	6	.000	0	0	-	0	0	0	2	10	0	1	3	1	6	0.6	4

DON SUNDERLAGE - 6-1, 180 - ILLINOIS

DECEMBER 20, 1929

REGULAR SEASON

G	Min.	FG	FGA	Pct.	3FG	3FGA	PCT	FT	FTA	Pct.	Off.	Def.	Tot.	Ast.	PF	Dq.	StL.	TO	Blk.	Pts.	Avg.	Hi	
1954-55	45	404	33	133	.248	-	-	-	48	73	.658	-	-	56	37	57	0	-	-	-	114	2.5	-

EARL TATUM - 6-4, 185 - MARQUETTE

JULY 26, 1953

REGULAR SEASON

G	Min.	FG	FGA	Pct.	3FG	3FGA	PCT	FT	FTA	Pct.	Off.	Def.	Tot.	Ast.	PF	Dq.	StL.	TO	Blk.	Pts.	Avg.	Hi	
1976-77	68	1249	283	607	.466	-	-	-	72	100	.720	83	153	236	118	168	1	85	-	22	638	9.4	23
1977-78	25	663	153	314	.487	-	-	-	45	59	.763	23	67	90	70	85	1	37	53	10	351	14.0	25
TOT	93	1912	436	921	.473	-	-	-	117	159	.736	106	220	326	188	253	2	122	53	32	989	10.6	-

PLAYOFFS

G	Min.	FG	FGA	Pct.	3FG	3FGA	PCT	FT	FTA	Pct.	Off.	Def.	Tot.	Ast.	PF	Dq.	StL.	TO	Blk.	Pts.	Avg.	Hi	
1976-77	11	356	67	134	.500	-	-	-	16	24	.667	-	-	54	27	-	-	-	-	-	150	13.6	-

TERRY TEAGLE - 6-5, 195 - BAYLOR

APRIL 10, 1960

REGULAR SEASON

G	Min.	FG	FGA	Pct.	3FG	3FGA	PCT	FT	FTA	Pct.	Off.	Def.	Tot.	Ast.	PF	Dq.	StL.	TO	Blk.	Pts.	Avg.	Hi	
1990-91	82	1498	335	757	.443	0	9	.000	145	177	.819	82	99	181	82	165	1	31	83	8	815	9.9	35
1991-92	82	1602	364	805	.452	1	4	.250	151	197	.766	91	92	183	113	148	0	66	114	9	880	10.7	28
TOT	164	3100	699	1562	.448	1	13	.077	296	374	.791	173	191	364	195	313	1	97	197	17	1695	10.3	-

PLAYOFFS

G	Min.	FG	FGA	Pct.	3FG	3FGA	PCT	FT	FTA	Pct.	Off.	Def.	Tot.	Ast.	PF	Dq.	StL.	TO	Blk.	Pts.	Avg.	Hi	
1990-91	18	274	47	125	.376	0	0	-	25	32	.781	8	20	28	11	-	-	8	16	4	119	6.6	-
1991-92	4	126	27	55	.491	0	0	-	16	20	.800	3	10	13	8	-	-	5	8	2	70	17.5	-
TOT	22	400	74	180	.411	0	0	-	41	52	.788	11	30	41	19	-	-	13	24	6	189	8.6	-

IRVING THOMAS - 6-9, 230 - FLORIDA STATE

JANUARY 2, 1966

REGULAR SEASON

G	Min.	FG	FGA	Pct.	3FG	3FGA	PCT	FT	FTA	Pct.	Off.	Def.	Tot.	Ast.	PF	Dq.	StL.	TO	Blk.	Pts.	Avg.	Hi	
1990-91	26	108	17	50	.340	0	0	-	12	21	.571	14	17	31	10	24	0	4	13	1	46	1.8	9

PLAYOFFS

G	Min.	FG	FGA	Pct.	3FG	3FGA	PCT	FT	FTA	Pct.	Off.	Def.	Tot.	Ast.	PF	Dq.	StL.	TO	Blk.	Pts.	Avg.	Hi	
1990-91	3	5	1	1	1.000	0	0	-	0	0	-	0	0	0	0	-	-	0	0	0	2	0.7	-





ALL-TIME ROSTER WITH STATISTICS

RONNY TURIAF - 6-10, 249 - GONZAGA

JANUARY 13, 1983

REGULAR SEASON

G	Min.	FG	FGA	Pct.	3FG	3FGA	PCT	FT	FTA	Pct.	Off.	Def.	Tot.	Ast.	PF	Do.	StL.	TO	Blk.	Pts.	Avg.	HI	
2005-06	23	161	15	30	.500	0	0	-	15	27	.556	11	26	37	8	30	0	3	7	10	45	2.0	10
2006-07	72	1087	147	268	.549	0	1	.000	89	134	.664	88	171	259	63	202	5	17	52	78	383	5.3	23
2007-08	78	1458	188	397	.474	0	1	.000	140	186	.753	95	211	306	128	199	3	28	72	108	516	6.6	16
TOT	173	2706	350	695	.504	0	2	.000	244	347	.703	194	408	602	199	431	8	48	131	196	944	5.5	-

PLAYOFFS

G	Min.	FG	FGA	Pct.	3FG	3FGA	PCT	FT	FTA	Pct.	Off.	Def.	Tot.	Ast.	PF	Do.	StL.	TO	Blk.	Pts.	Avg.	HI
2005-06	3	25	3	5	.600	0	0	-	5	6	.833	4	3	7	0	-	0	2	1	11	3.7	-
2006-07	4	48	5	14	.357	0	0	-	7	10	.700	6	6	12	1	-	2	1	1	17	4.3	-
2007-08	19	187	14	36	.389	0	0	-	10	17	.588	6	21	27	5	-	2	9	18	38	2.0	-
TOT	26	260	22	55	.400	0	0	-	22	33	.667	16	30	46	6	-	4	12	20	66	2.5	-

WILLIAM TURNER - 6-7, 220 - AKRON

FEBRUARY 18, 1944

REGULAR SEASON

G	Min.	FG	FGA	Pct.	3FG	3FGA	PCT	FT	FTA	Pct.	Off.	Def.	Tot.	Ast.	PF	Do.	StL.	TO	Blk.	Pts.	Avg.	HI
1972-73	19	117	17	52	.327	-	-	4	7	.571	-	-	25	11	13	0	-	-	-	38	2.0	-

PLAYOFFS

G	Min.	FG	FGA	Pct.	3FG	3FGA	PCT	FT	FTA	Pct.	Off.	Def.	Tot.	Ast.	PF	Do.	StL.	TO	Blk.	Pts.	Avg.	HI
1972-73	2	13	2	5	.400	-	-	2	2	1.000	-	-	2	0	-	-	-	-	-	6	3.0	-

IME UDOKA - 6-6, 215 - PORTLAND STATE

AUGUST 9, 1977

REGULAR SEASON

G	Min.	FG	FGA	Pct.	3FG	3FGA	PCT	FT	FTA	Pct.	Off.	Def.	Tot.	Ast.	PF	Do.	StL.	TO	Blk.	Pts.	Avg.	HI	
2003-04	4	28	3	9	.333	0	1	.000	2	4	.500	1	4	5	2	3	0	2	3	1	8	2.0	4

NICK VAN EXEL - 6-1, 190 - CINCINNATI

NOVEMBER 27, 1971

REGULAR SEASON

G	Min.	FG	FGA	Pct.	3FG	3FGA	PCT	FT	FTA	Pct.	Off.	Def.	Tot.	Ast.	PF	Do.	StL.	TO	Blk.	Pts.	Avg.	HI	
1993-94	81	2700	413	1049	.394	123	364	.338	150	192	.781	47	191	238	466	154	1	85	145	8	1099	13.6	31
1994-95	80	2944	465	1107	.420	183	511	.358	235	300	.783	27	196	223	660	157	0	97	220	6	1348	16.9	40
1995-96	74	2513	396	950	.417	144	403	.357	163	204	.799	29	152	181	509	115	0	70	156	10	1099	14.9	30
1996-97	79	2937	432	1075	.402	177	468	.378	165	200	.825	44	182	226	672	110	0	75	212	10	1206	15.3	37
1997-98	64	2053	311	743	.419	123	316	.389	136	172	.791	31	163	194	442	120	0	64	104	6	881	13.8	35
TOT	378	13147	2017	4924	.410	750	2062	.364	849	1068	.795	178	884	1062	2749	656	1	391	837	40	5633	14.9	-

PLAYOFFS

G	Min.	FG	FGA	Pct.	3FG	3FGA	PCT	FT	FTA	Pct.	Off.	Def.	Tot.	Ast.	PF	Do.	StL.	TO	Blk.	Pts.	Avg.	HI
1994-95	10	464	67	162	.414	21	66	.318	45	59	.763	9	29	38	73	-	21	22	3	200	20.0	20
1995-96	4	137	16	54	.296	5	16	.313	10	13	.769	4	12	16	27	-	2	11	0	47	11.8	-
1996-97	9	353	45	119	.378	12	44	.273	28	34	.824	6	25	31	58	-	10	18	0	130	14.4	-
1997-98	13	367	50	151	.331	22	70	.314	29	40	.725	9	23	32	54	-	8	22	1	151	11.6	-
TOT	36	1321	178	486	.366	60	196	.306	112	146	.767	28	89	117	212	-	41	73	4	528	14.7	-

JAY VINCENT - 6-8, 220 - MICHIGAN STATE

JUNE 10, 1959

REGULAR SEASON

G	Min.	FG	FGA	Pct.	3FG	3FGA	PCT	FT	FTA	Pct.	Off.	Def.	Tot.	Ast.	PF	Do.	StL.	TO	Blk.	Pts.	Avg.	HI	
1989-90	24	200	41	78	.526	0	1	.000	8	12	.667	7	19	26	10	29	0	8	19	3	90	3.8	16

PLAYOFFS

G	Min.	FG	FGA	Pct.	3FG	3FGA	PCT	FT	FTA	Pct.	Off.	Def.	Tot.	Ast.	PF	Do.	StL.	TO	Blk.	Pts.	Avg.	HI
1989-90	3	8	0	2	.000	0	0	0	0	0	0	0	0	0	0	0	0	2	0	0	0.0	-

SASHA VUJACIC - 6-7, 205 - SLOVENIA

MARCH 8, 1984

REGULAR SEASON

G	Min.	FG	FGA	Pct.	3FG	3FGA	PCT	FT	FTA	Pct.	Off.	Def.	Tot.	Ast.	PF	Do.	StL.	TO	Blk.	Pts.	Avg.	HI	
2004-05	35	403	33	117	.282	17	63	.270	18	19	.947	13	49	62	51	41	1	12	15	2	101	2.9	10
2005-06	82	1449	108	312	.346	59	172	.343	46	52	.885	33	126	159	139	150	0	48	50	3	321	3.9	12
2006-07	73	935	105	268	.392	60	161	.373	43	49	.878	28	79	107	64	103	1	41	30	1	313	4.3	18
2007-08	72	1279	219	482	.454	118	270	.437	76	91	.835	19	135	154	72	107	0	36	52	5	632	8.8	22
2008-09	80	1293	155	401	.387	81	223	.363	70	76	.921	19	116	135	113	154	0	77	35	7	461	5.8	17
2009-10	67	575	66	164	.402	25	81	.309	28	33	.848	25	54	79	41	67	0	20	17	4	185	2.8	13
2010-11	11	54	8	23	.348	3	7	.429	1	2	.500	1	3	4	5	7	0	1	5	20	1.8	6	
TOT	420	5987	694	1767	.393	363	977	.372	282	322	.876	138	562	700	485	629	2	235	204	22	2033	4.8	-

PLAYOFFS

G	Min.	FG	FGA	Pct.	3FG	3FGA	PCT	FT	FTA	Pct.	Off.	Def.	Tot.	Ast.	PF	Do.	StL.	TO	Blk.	Pts.	Avg.	HI
2005-06	7	129	11	26	.423	9	15	.600	11	11	1.000	3	14	17	6	-	4	3	0	42	6.0	-
2006-07	4	43	5	9	.556	1	4	.250	0	0	-	2	2	4	3	-	1	3	0	11	2.8	-
2007-08	21	456	55	138	.399	31	79	.392	30	35	.857	8	38	46	16	-	12	18	4	171	8.1	-
2008-09	23	250	24	91	.264	16	51	.314	5	6	.833	7	25	32	12	-	10	10	4	69	3.0	-
2009-10	10	76	10	23	.435	6	15	.400	5	6	.833	3	5	8	5	-	2	3	0	31	3.1	-
TOT	65	953	105	287	.366	63	164	.384	51	58	.879	23	84	107	42	-	29	37	8	324	5.0	-



ALL-TIME ROSTER WITH STATISTICS



VON WAFFER - 6-5, 210 - FLORIDA STATE

JULY 21, 1985

REGULAR SEASON

G	Min.	FG	FGA	Pct.	3FG	3FGA	PCT	FT	FTA	Pct.	Off.	Def.	Tot.	Ast.	PF	Dq.	Stl.	TO	Blk.	Prs.	Avg.	Hi	
2005-06	16	73	6	38	.158	2	17	.118	6	8	.750	5	3	8	4	12	0	3	1	0	20	1.3	9

MILTON WAGNER - 6-5, 185 - LOUISVILLE

FEBRUARY 20, 1963

REGULAR SEASON

G	Min.	FG	FGA	Pct.	3FG	3FGA	PCT	FT	FTA	Pct.	Off.	Def.	Tot.	Ast.	PF	Dq.	Stl.	TO	Blk.	Prs.	Avg.	Hi	
1987-88	40	380	62	147	.422	2	10	.200	26	29	.897	4	24	28	61	42	0	6	22	4	152	3.8	14

PLAYOFFS

G	Min.	FG	FGA	Pct.	3FG	3FGA	PCT	FT	FTA	Pct.	Off.	Def.	Tot.	Ast.	PF	Dq.	Stl.	TO	Blk.	Prs.	Avg.	Hi	
1987-88	5	14	2	5	.400	0	1	.000	2	2	1.000	0	2	2	3	-	-	0	0	1	6	1.2	-

SAMAKI WALKER - 6-9, 255 - LOUISVILLE

FEBRUARY 25, 1976

REGULAR SEASON

G	Min.	FG	FGA	Pct.	3FG	3FGA	PCT	FT	FTA	Pct.	Off.	Def.	Tot.	Ast.	PF	Dq.	Stl.	TO	Blk.	Prs.	Avg.	Hi	
2001-02	69	1655	187	365	.512	0	0	-	86	129	.667	129	352	481	64	170	1	28	53	88	460	6.7	18
2002-03	67	1243	115	274	.420	0	1	.000	66	101	.653	115	253	368	64	143	4	20	56	55	296	4.4	14
TOT	136	2898	302	639	.473	0	1	.000	152	230	.661	244	605	849	128	313	5	48	109	143	756	5.6	-

PLAYOFFS

G	Min.	FG	FGA	Pct.	3FG	3FGA	PCT	FT	FTA	Pct.	Off.	Def.	Tot.	Ast.	PF	Dq.	Stl.	TO	Blk.	Prs.	Avg.	Hi	
2001-02	19	240	24	52	.462	1	1	1.000	13	17	.765	32	46	78	4	-	-	2	12	6	62	3.3	-
2002-03	9	49	2	5	.400	0	0	-	0	0	-	4	9	13	2	-	-	1	3	2	4	0.4	-
TOT	28	289	26	57	.456	1	1	1.000	13	17	.765	36	55	91	6	-	-	3	15	8	66	2.4	-

PAUL "LEFTY" WALTHER - 6-2, 165 - TENNESSEE

MARCH 23, 1927

REGULAR SEASON

G	Min.	FG	FGA	Pct.	3FG	3FGA	PCT	FT	FTA	Pct.	Off.	Def.	Tot.	Ast.	PF	Dq.	Stl.	TO	Blk.	Prs.	Avg.	Hi	
1949-50	22	-	32	80	.400	-	-	-	11	21	.524	-	-	-	10	39	-	-	-	-	75	3.4	-

LUKE WALTON - 6-8, 235 - ARIZONA

MARCH 28, 1980

REGULAR SEASON

G	Min.	FG	FGA	Pct.	3FG	3FGA	PCT	FT	FTA	Pct.	Off.	Def.	Tot.	Ast.	PF	Dq.	Stl.	TO	Blk.	Prs.	Avg.	Hi	
2003-04	72	730	65	153	.425	13	39	.333	31	44	.705	39	88	127	113	70	1	28	44	8	174	2.4	9
2004-05	61	768	74	180	.411	16	61	.262	34	48	.708	55	87	142	93	70	0	26	58	11	198	3.2	19
2005-06	69	1333	136	328	.412	18	55	.327	57	76	.750	88	159	247	156	119	1	41	78	15	345	5.0	17
2006-07	60	1982	264	557	.474	48	124	.387	108	145	.745	87	215	302	257	117	2	60	118	21	684	11.4	25
2007-08	74	1729	215	478	.450	28	84	.333	77	109	.706	85	206	291	218	133	1	60	100	18	535	7.2	19
2008-09	65	1166	134	307	.436	17	57	.298	41	57	.719	55	125	180	177	105	1	32	69	10	326	5.0	14
2009-10	29	272	30	84	.357	7	17	.412	2	4	.500	12	26	38	40	9	10	12	1	69	2.4	11	
2010-11	54	484	38	116	.328	8	34	.235	7	10	.700	9	58	67	62	38	0	9	31	4	91	1.7	9
2011-12	9	65	6	14	.429	0	4	.000	0	0	-	6	8	14	5	9	0	2	2	0	12	1.3	6
TOT	493	8529	961	2217	.433	155	475	.326	357	493	.724	436	972	1408	1121	680	6	268	512	88	2434	4.9	-

PLAYOFFS

G	Min.	FG	FGA	Pct.	3FG	3FGA	PCT	FT	FTA	Pct.	Off.	Def.	Tot.	Ast.	PF	Dq.	Stl.	TO	Blk.	Prs.	Avg.	Hi	
2003-04	17	134	10	29	.345	5	13	.385	7	10	.700	5	17	22	26	-	-	7	14	2	32	1.9	-
2005-06	7	235	38	83	.458	4	11	.364	5	5	1.000	10	35	45	12	-	-	7	11	1	85	12.1	-
2006-07	5	128	14	36	.389	5	12	.417	3	4	.750	9	12	21	13	-	-	7	15	1	36	7.2	-
2007-08	21	353	44	97	.454	11	26	.423	26	36	.722	13	42	55	41	-	-	11	20	4	125	6.0	-
2008-09	21	332	32	75	.427	5	16	.313	11	18	.611	16	36	52	45	-	-	14	20	3	80	3.8	-
2009-10	16	96	7	23	.304	2	9	.222	2	4	.500	0	8	8	14	-	-	1	4	2	18	1.1	-
2010-11	1	4	0	2	.000	0	2	.000	0	0	-	0	1	1	0	-	-	0	2	0	0	0.0	-
TOT	88	1281	145	345	.420	32	89	.360	54	77	.701	53	151	204	151	-	-	47	86	13	376	4.3	-

CARNELL WARNER - 6-9, 225 - JACKSON STATE

AUGUST 12, 1948

REGULAR SEASON

G	Min.	FG	FGA	Pct.	3FG	3FGA	PCT	FT	FTA	Pct.	Off.	Def.	Tot.	Ast.	PF	Dq.	Stl.	TO	Blk.	Prs.	Avg.	Hi	
1975-76	81	2512	251	524	.479	-	-	-	89	128	.695	223	499	722	106	283	3	55	-	46	591	7.3	24
1976-77	14	170	25	53	.472	-	-	-	4	6	.667	21	48	69	11	28	0	1	-	2	54	3.9	10
TOT	95	2682	276	577	.478	-	-	-	93	134	.694	244	547	791	117	311	3	56	-	48	645	6.8	-

PLAYOFFS

G	Min.	FG	FGA	Pct.	3FG	3FGA	PCT	FT	FTA	Pct.	Off.	Def.	Tot.	Ast.	PF	Dq.	Stl.	TO	Blk.	Prs.	Avg.	Hi	
1976-77	5	56	7	12	.583	-	-	-	0	0	-	-	9	6	-	-	-	-	-	14	2.8	-	-





ALL-TIME ROSTER WITH STATISTICS

METTA WORLD PEACE - 6-7, 260 - ST. JOHN'S

NOVEMBER 13, 1979

REGULAR SEASON

Table with 22 columns: G, Min., FG, FGA, Pct., 3FG, 3FGA, PCT, FT, FTA, Pct., Off., Def., Tot., Ast., PF, Do., STL., TO, Blk., Pts., Avg., HI. Rows include player statistics for 1979-80 and a season total (TOT).

PLAYOFFS

Table with 22 columns: G, Min., FG, FGA, Pct., 3FG, 3FGA, PCT, FT, FTA, Pct., Off., Def., Tot., Ast., PF, Do., STL., TO, Blk., Pts., Avg., HI. Rows include player statistics for 1980-81 and a season total (TOT).

JAMES WORTHY - 6-9, 225 - NORTH CAROLINA

FEBRUARY 27, 1961

REGULAR SEASON

Table with 22 columns: G, Min., FG, FGA, Pct., 3FG, 3FGA, PCT, FT, FTA, Pct., Off., Def., Tot., Ast., PF, Do., STL., TO, Blk., Pts., Avg., HI. Rows include player statistics from 1961-62 to 1993-94 and a season total (TOT).

PLAYOFFS

Table with 22 columns: G, Min., FG, FGA, Pct., 3FG, 3FGA, PCT, FT, FTA, Pct., Off., Def., Tot., Ast., PF, Do., STL., TO, Blk., Pts., Avg., HI. Rows include player statistics from 1962-63 to 1993-94 and a season total (TOT).

WAYNE YATES - 6-8, 235 - MEMPHIS STATE

NOVEMBER 7, 1937

REGULAR SEASON

Table with 22 columns: G, Min., FG, FGA, Pct., 3FG, 3FGA, PCT, FT, FTA, Pct., Off., Def., Tot., Ast., PF, Do., STL., TO, Blk., Pts., Avg., HI. Rows include player statistics for 1961-62.

PLAYOFFS

Table with 22 columns: G, Min., FG, FGA, Pct., 3FG, 3FGA, PCT, FT, FTA, Pct., Off., Def., Tot., Ast., PF, Do., STL., TO, Blk., Pts., Avg., HI. Rows include player statistics for 1961-62.

NICK YOUNG - 6-7, 210 - USC

JUNE 1, 1985

REGULAR SEASON

Table with 22 columns: G, Min., FG, FGA, Pct., 3FG, 3FGA, PCT, FT, FTA, Pct., Off., Def., Tot., Ast., PF, Do., STL., TO, Blk., Pts., Avg., HI. Rows include player statistics from 1985-86 to 2016-17 and a season total (TOT).


IVICA ZUBAC - 7-1, 265 - MEGA LEKS (SERBIA)

MARCH 18, 1997

REGULAR SEASON

Table with 22 columns: G, Min., FG, FGA, Pct., 3FG, 3FGA, PCT, FT, FTA, Pct., Off., Def., Tot., Ast., PF, Do., STL., TO, Blk., Pts., Avg., HI. Rows include player statistics for 2016-17.





1985

PLAYOFF RECORDS

- 288** | Year-by-Year Results
- 289** | All-Time Playoff W/L Records
- 289** | Margin of Victory / Defeat
- 289** | Head-to-Head vs. Opponents
- 290** | Career Leaders
- 291** | All-Time Single-Game Highs
- 292** | Lakers Individual Records
- 293** | All-Time Highs / Lows
- 294** | Opponent Individual Records
- 295** | Opp. All-Time Highs / Lows
- 296** | Playoff Triple-Doubles
- 297** | All-Time Playoff Scores



YEAR-BY-YEAR PLAYOFF RESULTS

(Three Rounds: 1949, 1951-74 / Four Rounds: 1950, 1975-present)

MINNEAPOLIS

Year	FIRST ROUND		DIVISION SEMIFINALS		DIVISION FINALS		NBA FINALS	
	Opponent	W-L	Opponent	W-L	Opponent	W-L	Opponent	W-L
1949	--	--	Chicago	2-0	Rochester	2-0	Washington	4-2
1950	Chicago	2-0 ^a	Fort Wayne	2-0 ^a	Anderson	2-0 ^a	Syracuse	4-2
1951	--	--	Indianapolis	2-1	Rochester	1-3	--	--
1952	--	--	Indianapolis	2-0	Rochester	3-1	New York	4-3
1953	--	--	Indianapolis	2-0	Fort Wayne	3-2	New York	4-1
1954	--	--	Rochester	1-0 ^a	Rochester	2-1	Syracuse	4-3
			Fort Wayne	2-0 ^a				
1955	--	--	Rochester	2-1	Fort Wayne	1-3	--	--
1956	--	--	St. Louis	1-2	--	--	--	--
1957	--	--	Fort Wayne	2-0	St. Louis	0-3	--	--
1958	--	--	--	--	--	--	--	--
1959	--	--	Detroit	2-1	St. Louis	4-2	Boston	0-4
1960	--	--	Detroit	2-0	St. Louis	3-4	--	--
Totals		2-0		22-5		21-19		20-15
(MIN only)		(1,000)		(,815)		(,525)		(,571)

LOS ANGELES

Year	FIRST ROUND		DIV./CONF. SEMIFINALS		DIV./CONF. FINALS		NBA FINALS	
	Opponent	W-L	Opponent	W-L	Opponent	W-L	Opponent	W-L
1961	--	--	Detroit	3-2	St. Louis	3-4	--	--
1962	--	--	Bye	--	Detroit	4-2	Boston	3-4
1963	--	--	Bye	--	St. Louis	4-3	Boston	2-4
1964	--	--	St. Louis	2-3	--	--	--	--
1965	--	--	Bye	--	Baltimore	4-2	Boston	1-4
1966	--	--	Bye	--	St. Louis	4-3	Boston	3-4
1967	--	--	San Francisco	0-3	--	--	--	--
1968	--	--	Chicago	4-1	San Francisco	4-0	Boston	2-4
1969	--	--	San Francisco	4-2	Atlanta	4-1	Boston	3-4
1970	--	--	Phoenix	4-3	Atlanta	4-0	New York	3-4
1971	--	--	Chicago	4-3	Milwaukee	1-4	--	--
1972	--	--	Chicago	4-0	Milwaukee	4-2	New York	4-1
1973	--	--	Chicago	4-3	Golden State	4-1	New York	1-4
1974	--	--	Milwaukee	1-4	--	--	--	--
1975	--	--	--	--	--	--	--	--
1976	--	--	--	--	--	--	--	--
1977	Bye	--	Golden State	4-3	Portland	0-4	--	--
1978	Seattle	1-2	--	--	--	--	--	--
1979	Denver	2-1	Seattle	1-4	--	--	--	--
1980	Bye	--	Phoenix	4-1	Seattle	4-1	Philadelphia	4-2
1981	Houston	1-2	--	--	--	--	--	--
1982	Bye	--	Phoenix	4-0	San Antonio	4-0	Philadelphia	4-2
1983	Bye	--	Portland	4-1	San Antonio	4-2	Philadelphia	0-4
1984	Kansas City	3-0	Dallas	4-1	Phoenix	4-2	Boston	3-4
1985	Phoenix	3-0	Portland	4-1	Denver	4-1	Boston	4-2
1986	San Antonio	3-0	Dallas	4-2	Houston	1-4	--	--
1987	Denver	3-0	Golden State	4-1	Seattle	4-0	Boston	4-2
1988	San Antonio	3-0	Utah	4-3	Dallas	4-3	Detroit	4-3
1989	Portland	3-0	Seattle	4-0	Phoenix	4-0	Detroit	0-4
1990	Houston	3-1	Phoenix	1-4	--	--	--	--
1991	Houston	3-0	Golden State	4-1	Portland	4-2	Chicago	1-4
1992	Portland	1-3	--	--	--	--	--	--
1993	Phoenix	2-3	--	--	--	--	--	--
1994	--	--	--	--	--	--	--	--
1995	Seattle	3-1	San Antonio	2-4	--	--	--	--
1996	Houston	1-3	--	--	--	--	--	--
1997	Portland	3-1	Utah	1-4	--	--	--	--
1998	Portland	3-1	Seattle	4-1	Utah	0-4	--	--
1999	Houston	3-1	San Antonio	0-4	--	--	--	--
2000	Sacramento	3-2	Phoenix	4-1	Portland	4-3	Indiana	4-2
2001	Portland	3-0	Sacramento	4-0	San Antonio	4-0	Philadelphia	4-1
2002	Portland	3-0	San Antonio	4-1	Sacramento	4-3	New Jersey	4-0
2003	Minnesota	4-2	San Antonio	2-4	--	--	--	--
2004	Houston	4-1	San Antonio	4-2	Minnesota	4-2	Detroit	1-4
2005	--	--	--	--	--	--	--	--
2006	Phoenix	3-4	--	--	--	--	--	--
2007	Phoenix	1-4	--	--	--	--	--	--
2008	Denver	4-0	Utah	4-2	San Antonio	4-1	Boston	2-4
2009	Utah	4-1	Houston	4-3	Denver	4-2	Orlando	4-1
2010	Oklahoma City	4-2	Utah	4-0	Phoenix	4-2	Boston	4-3
2011	New Orleans	4-2	Dallas	0-4	--	--	--	--
2012	Denver	4-3	Oklahoma City	1-4	--	--	--	--
2013	San Antonio	0-4	--	--	--	--	--	--
2014	--	--	--	--	--	--	--	--
2015	--	--	--	--	--	--	--	--
2016	--	--	--	--	--	--	--	--
2017	--	--	--	--	--	--	--	--
Totals		85-44		114-80		105-58		69-75
(LA Only)		(,659)		(,588)		(,644)		(,479)

^a1950 Format: Div. Semis, Div. Finals, NBA Semis, NBA Finals / *Round Robin; Winners Advance to Div. Finals



LAKERS ALL-TIME PLAYOFF RECORDS



ALL-TIME BEST PLAYOFF RECORDS*

	<u>W</u>	<u>L</u>	<u>PCT</u>
Los Angeles Lakers	438	296	.597
Boston Celtics	355	270	.568
Miami Heat	123	96	.562
San Antonio Spurs	218	173	.558
Cleveland Cavaliers	113	94	.546
Chicago Bulls	186	158	.541
Golden State Warriors	160	146	.523
Detroit Pistons	188	178	.514
Philadelphia 76ers	216	205	.513
Oklahoma City Thunder	158	155	.505

ALL-TIME BEST HOME PLAYOFF RECORDS*

	<u>W</u>	<u>L</u>	<u>PCT</u>
Los Angeles Lakers	286	96	.749
Miami Heat	83	32	.722
Boston Celtics	237	95	.714
Chicago Bulls	121	52	.699
Golden State Warriors	104	48	.684
San Antonio Spurs	134	62	.684
Oklahoma City Thunder	109	52	.677
Cleveland Cavaliers	69	33	.676
Detroit Pistons	123	59	.676
Utah Jazz	86	42	.672

ALL-TIME BEST ROAD PLAYOFF RECORDS*

	<u>W</u>	<u>L</u>	<u>PCT</u>
Los Angeles Lakers	152	200	.432
San Antonio Spurs	84	111	.431
Cleveland Cavaliers	44	61	.419
Boston Celtics	118	175	.403
Miami Heat	40	64	.385
Chicago Bulls	65	106	.380
Brooklyn Nets	27	47	.365
Golden State Warriors	56	98	.364
Philadelphia 76ers	78	137	.363
Indiana Pacers	42	74	.362

LARGEST MARGIN OF VICTORY

<u>Date</u>	<u>Opponent</u>	<u>Score</u>	<u>Margin</u>
3/19/56	vs. St. Louis	133-75	58
4/21/73	at Golden State	126-70	56
4/17/86	vs. San Antonio	135-88	47
5/22/85	vs. Denver	153-109	44
4/28/84	vs. Dallas	134-91	43
5/12/09	vs. Houston	118-78	40
4/5/69	at San Francisco	118-78	40
5/25/01	vs. San Antonio	111-72	39
4/29/87	vs. Denver	140-103	37
4/9/70	vs. Phoenix	129-94	35
4/23/87	vs. Denver	128-95	33
6/3/84	vs. Boston	137-104	33

LARGEST MARGIN OF DEFEAT

<u>Date</u>	<u>Opponent</u>	<u>Score</u>	<u>Margin</u>
6/17/08	at Boston	92-131	39
5/8/11	at Dallas	86-122	38
5/16/98	at Utah	77-112	35
5/27/85	at Boston	114-148	34
3/21/59	at St. Louis	90-124	34
6/16/00	at Indiana	87-120	33
6/6/82	at Philadelphia	102-135	33
4/25/65	at Boston	96-129	33
4/18/65	at Boston	110-142	32
4/26/13	vs. San Antonio	89-120	31
5/6/06	at Phoenix	90-121	31
3/24/59	at St. Louis	97-127	30

HEAD-TO-HEAD PLAYOFF RESULTS VS. OPPONENTS

<u>Team</u>	<u>G</u>	<u>Record</u>	<u>Series</u>	<u>Team</u>	<u>G</u>	<u>Record</u>	<u>Series</u>	<u>Team</u>	<u>G</u>	<u>Record</u>	<u>Series</u>
Anderson Packers [^]	2	2-0	1-0	Golden State	35	24-11	6-1	Orlando	5	4-1	1-0
Atlanta	54	29-25	5-5	(San Francisco)	11	8-3	2-1	Philadelphia	34	20-14	5-1
(St. Louis)	45	21-24	3-5	(Golden State)	24	16-8	4-0	(Syracuse)	13	8-5	2-0
(Atlanta)	9	8-1	2-0	Houston	35	20-15	5-3	(Philadelphia)	21	12-9	3-1
Boston	74	31-43	3-9	Indiana	6	4-2	1-0	Phoenix	62	38-24	8-4
Brooklyn	4	4-0	1-0	Indianapolis [^]	7	6-1	3-0	Portland	48	32-16	9-2
Charlotte	0	-	-	LA Clippers	0	-	-	Sacramento	36	25-11	8-1
Chicago	28	17-11	4-1	Memphis	0	-	-	(Rochester)	17	11-6	4-1
Chicago Stags [^]	4	4-0	2-0	Miami	0	-	-	(Kansas City)	3	3-0	1-0
Cleveland	0	-	-	Milwaukee	16	6-10	1-2	(Sacramento)	16	11-5	3-0
Dallas	22	12-10	3-1	Minnesota	12	8-4	2-0	San Antonio	56	34-22	8-4
Denver	28	21-7	6-0	New Orleans	6	4-2	1-0	Toronto	0	-	-
Detroit	47	26-21	9-3	New York	29	16-13	3-2	Utah	31	17-14	4-2
(Ft. Wayne)	15	10-5	4-1	Oklahoma City	41	26-15	6-3	Washington	6	4-2	1-0
(Detroit)	32	16-16	5-2	(Seattle)	30	21-9	5-2	Wash. Capitols [^]	6	4-2	1-0
				(Oklahoma City)	11	5-6	1-1	TOTALS	734	438-296	107-44
										(.597)	(.709)

* Minimum 20 Games; [^]Defunct Franchise



LAKERS PLAYOFF CAREER LEADERS

POINTS

Kobe Bryant	5,640
Jerry West	4,457
Kareem Abdul-Jabbar	4,070
Earvin Johnson	3,701
Elgin Baylor	3,623
Shaquille O'Neal	3,383
James Worthy	3,022
Byron Scott	2,223
Derek Fisher	1,700
George Mikan	1,680

FIELD GOALS MADE

Kobe Bryant	2,014
Kareem Abdul-Jabbar	1,643
Jerry West	1,622
Elgin Baylor	1,388
Shaquille O'Neal	1,309
Earvin Johnson	1,291
James Worthy	1,267
Byron Scott	864
Pau Gasol	600
Michael Cooper / Derek Fisher	582

3-PT FG MADE

Kobe Bryant	292
Derek Fisher	219
Michael Cooper	124
Byron Scott	116
Robert Horry	83
Rick Fox	82
Sasha Vujacic	63
Nick Van Exel	60
Metta World Peace	59
Devean George	52

FREE THROWS MADE

Kobe Bryant	1,320
Jerry West	1,213
Earvin Johnson	1,068
Elgin Baylor	847
Kareem Abdul-Jabbar	784
Shaquille O'Neal	765
George Mikan	554
James Worthy	474
Byron Scott	379
Pau Gasol	358

REBOUNDS

Wilt Chamberlain	1,783
Elgin Baylor	1,725
Shaquille O'Neal	1,630
Kareem Abdul-Jabbar	1,525
Earvin Johnson	1,465
Kobe Bryant	1,119
Pau Gasol	937
A.C. Green	858
Jerry West	855
Lamar Odum	824

ASSISTS

Earvin Johnson	2,346*
Kobe Bryant	1,040
Jerry West	970
Michael Cooper	703
Elgin Baylor	541
Kareem Abdul-Jabbar	540
Derek Fisher	507
Norm Nixon	465
James Worthy	463
Shaquille O'Neal	360

GAMES

Kobe Bryant	220
Derek Fisher	193
Earvin Johnson	190
Kareem Abdul-Jabbar	180
Michael Cooper	168
Jerry West	153
Byron Scott	150
James Worthy	143
Elgin Baylor	134
A.C. Green	126

FIELD GOALS ATTEMPTED

Kobe Bryant	4,499*
Jerry West	3,460
Elgin Baylor	3,151
Kareem Abdul-Jabbar	3,024
Earvin Johnson	2,552
Shaquille O'Neal	2,352
James Worthy	2,329
Byron Scott	1,747
George Mikan	1,394
Derek Fisher	1,358

3-PT FG ATTEMPTED

Kobe Bryant	882
Derek Fisher	543
Michael Cooper	316
Byron Scott	286
Robert Horry	263
Rick Fox	230
Earvin Johnson	212
Nick Van Exel	196
Metta World Peace	195
Sasha Vujacic	164

FREE THROWS ATTEMPTED

Kobe Bryant	1,617
Jerry West	1,507
Shaquille O'Neal	1,472
Earvin Johnson	1,274
Elgin Baylor	1,101
Kareem Abdul-Jabbar	1,037
George Mikan	705
Wilt Chamberlain	667
James Worthy	652
Pau Gasol	487

DEFENSIVE REBOUNDS

Earvin Johnson	1,116
Kareem Abdul-Jabbar	1,087
Shaquille O'Neal	1,069
Kobe Bryant	889
Pau Gasol	645
Lamar Odum	605
A.C. Green	542
James Worthy	490
Kurt Rambis	438
Robert Horry	425

OFFENSIVE REBOUNDS

Shaquille O'Neal	561
Kareem Abdul-Jabbar	438
Earvin Johnson	349
A.C. Green	316
Pau Gasol	292
James Worthy	257
Kobe Bryant	230
Lamar Odum	219
Kurt Rambis	189
Robert Horry	183

STEALS

Earvin Johnson	358
Kobe Bryant	310
Derek Fisher	219
Byron Scott	204
Michael Cooper	203
James Worthy	177
Kareem Abdul-Jabbar	169
Robert Horry	120
Norm Nixon	89
Jamaal Wilkes	83

BLOCKED SHOTS

Kareem Abdul-Jabbar	437
Shaquille O'Neal	310
Pau Gasol	178
Kobe Bryant	144
Andrew Bynum	110
Lamar Odum	97
Michael Cooper	96
James Worthy	96
Elden Campbell	90
Robert Horry	90

MINUTES PLAYED

Kobe Bryant	8,641
Earvin Johnson	7,538
Kareem Abdul-Jabbar	6,646
Jerry West	6,321
Elgin Baylor	5,510
Derek Fisher	5,406
James Worthy	5,297
Shaquille O'Neal	4,992
Byron Scott	4,828
Michael Cooper	4,744

FIELD GOAL % (MIN. 150 FGM)

Kurt Rambis	258-436	.592
Shaquille O'Neal	1309-2352	.557
James Worthy	1267-2329	.544
Kareem Abdul-Jabbar	1643-3024	.543
Mike McGee	184-341	.540
Wilt Chamberlain	483-909	.531
Pau Gasol	600-1155	.519
Viade Divac	253-490	.516
Bob McAdoo	340-671	.507
Earvin Johnson	1291-2552	.506

3-PT FG % (MIN. 35 3FGM)

Trevor Ariza	41-88	.465
Eddie Jones	51-118	.432
Byron Scott	116-286	.406
Derek Fisher	219-543	.403
Glen Rice	38-95	.400

FT % (MIN. 100 FTM)

Earvin Johnson	1068-1274	.838
Michael Cooper	293-355	.825
Byron Scott	379-463	.819
Kobe Bryant	1320-1617	.816
Gail Goodrich	336-412	.816

SCORING AVERAGE

(20 GAMES OR 300 PTS.)

Jerry West	29.1
Shaquille O'Neal	27.7
Elgin Baylor	27.0
Kobe Bryant	25.6
George Mikan	24.0
Kareem Abdul-Jabbar	22.7
James Worthy	21.1
Earvin Johnson	19.5
Jim McMillian	18.4
Gail Goodrich	17.9





LAKERS ALL-TIME SINGLE GAME HIGHS

POINTS

Elgin Baylor	@ BOS	4/14/62	61
Jerry West	vs. BOS	4/23/69	53
Jerry West	vs. BAL	4/5/65	52
Kobe Bryant	vs. PHX	5/4/06	50
Kobe Bryant	vs. DEN	4/23/08	49
Jerry West	vs. BAL	4/3/65	49
Elgin Baylor	vs. DET	3/15/61	49
Kobe Bryant	@ SAC	5/13/01	48
Jerry West	@ BAL	4/9/65	48
Elgin Baylor	@ STL	3/27/61	47
Elgin Baylor	@ DET	3/18/61	47

FIELD GOALS MADE

Elgin Baylor	@ BOS	4/14/62	22-46
Jerry West	vs. BOS	4/23/69	21-41
Shaquille O'Neal	vs. SAC	4/23/00	21-33
Shaquille O'Neal	vs. IND	6/7/00	21-31
Jerry West	@ BAL	4/9/65	20-43
Wilt Chamberlain	vs. NYK	5/6/70	20-27
Kobe Bryant	vs. PHX	5/4/06	20-35
Jerry West	vs. BOS	4/22/66	19-31
Gail Goodrich	vs. GSW	4/25/73	19-26
Kareem Abdul-Jabbar	vs. PHI	5/7/80	19-31
Shaquille O'Neal	vs. IND	6/19/00	19-32
Kobe Bryant	@ SAS	5/19/01	19-35

FREE THROWS MADE

Kobe Bryant	vs. UTA	5/4/08	21-23
Jerry West	@ DET	4/3/62	20-23
Jerry West	vs. BAL	4/5/65	20-21
Earvin Johnson	vs. GSW	5/8/91	20-22
Jerry West	vs. BAL	4/3/65	19-21

REBOUNDS

Wilt Chamberlain	vs. CHI	4/4/71	33
Wilt Chamberlain	vs. BOS	4/29/69	31
Wilt Chamberlain	vs. BOS	5/1/69	31
Wilt Chamberlain	vs. CHI	4/1/71	31
Wilt Chamberlain	vs. SFW	3/26/69	30

ASSISTS

Earvin Johnson	vs. PHX	5/15/84	24
Earvin Johnson	@ POR	5/3/85	23
Earvin Johnson	vs. BOS	6/3/84	21
Earvin Johnson	vs. HOU	4/27/91	21
Earvin Johnson	@ POR	5/18/91	21
Earvin Johnson	@ HOU	5/16/86	20
Earvin Johnson	vs. BOS	6/4/87	20
Earvin Johnson	vs. DAL	5/31/88	20
Earvin Johnson	@ PHX	5/28/89	20
Earvin Johnson	vs. CHI	6/12/91	20

STEALS

Earvin Johnson	vs. POR	4/24/83	7
Byron Scott	@ GSW	5/10/91	7

BLOCKED SHOTS

Andrew Bynum	vs. DEN	4/29/12	10*
Kareem Abdul-Jabbar	vs. GSW	4/22/77	9
Kareem Abdul-Jabbar	@ POR	5/10/77	8
Kareem Abdul-Jabbar	@ POR	5/1/83	8
Kareem Abdul-Jabbar	vs. PHI	5/29/83	8
Shaquille O'Neal	@ SEA	5/12/98	8
Shaquille O'Neal	vs. PHI	6/8/01	8
Shaquille O'Neal	vs. SAS	5/9/04	8
Kareem Abdul-Jabbar	vs. DEN	4/10/79	7
Kareem Abdul-Jabbar	vs. SEA	4/18/79	7
Andrew Bynum	vs. BOS	6/6/10	7

OPPONENT ALL-TIME SINGLE GAME HIGHS

POINTS

Eric Floyd	@ GSW	5/10/87	51
Allen Iverson	vs. PHI	6/6/01	48

FIELD GOALS MADE

Xavier McDaniel	@ SEA	5/23/87	20-29
Mark Aguirre	@ DAL	5/4/86	19-30

FREE THROWS MADE

Tim Duncan	vs. SAS	5/22/99	19-23
------------	---------	---------	-------

REBOUNDS

Bill Russell	@ BOS	4/18/62	40
Bill Russell	@ BOS	4/16/63	38

ASSISTS

John Stockton	vs. UTA	5/17/88	24
Steve Nash	vs. PHX	4/29/07	23
John Stockton	vs. UTA	5/21/88	20
Tim Hardaway	vs. GSW	5/14/91	20
Bob Cousy	vs. BOS	4/7/59	19
Walt Frazier	@ NYK	5/8/70	19

STEALS

Lionel Hollins	vs. POR	5/8/77	8
Tim Hardaway	vs. GSW	5/8/91	8
Derek Harper	vs. DAL	4/30/86	7

BLOCKED SHOTS

Hakeem Olajuwon	vs. HOU	4/29/90	10*
Dwight Howard	@ ORL	6/11/09	9
Greg Ostertag	@ UTA	5/12/97	9





LAKERS INDIVIDUAL PLAYOFF RECORDS

POINTS

Game	61	Elgin Baylor	@ BOS	4/14/62
Half	33	Elgin Baylor	@ BOS	4/14/62
Quarter	22	Elgin Baylor	vs. DET	3/15/61

FIELD GOAL % (MIN. 8 FGM)

Game	1.000*	Wilt Chamberlain	@ ATL (9-9)	4/17/69
Half	n/a	-	-	-
Quarter	n/a	-	-	-

FIELD GOALS MADE

Game	22	Elgin Baylor	@ BOS	4/14/62
Half	12	Kobe Bryant	@ MIN	4/20/03
	12	Elgin Baylor	@ BOS	4/14/62
Quarter	10	Gail Goodrich	vs. GSW	4/25/73

FIELD GOALS ATTEMPTED

Game	46	Elgin Baylor	@ BOS	4/14/62
Half	25	Elgin Baylor	@ BOS	4/14/62
Quarter	13	Kobe Bryant	@ SAS	5/13/03
	13	Mike McGee	vs. DEN	5/22/85
	13	Gail Goodrich	vs. GSW	4/25/73
	13	Elgin Baylor	@ BOS	4/14/62

3-PT FIELD GOALS MADE

Game	7	Robert Horry	@ UTA	5/6/97
Half	7	Nick Van Exel	vs. SEA	5/4/95
Quarter	n/a	-	-	-

3-PT FIELD GOALS ATTEMPTED

Game	13	Nick Van Exel	vs. SEA	5/4/95
Half	11	Kobe Bryant	@ SAS	5/13/03
Quarter	n/a	-	-	-

3-PT FIELD GOAL % (MIN. 5 ATT.)

Game	1.000*	Robert Horry (7-7)	@ UTA	5/6/97
	1.000	Byron Scott (5-5)	vs. GSW	5/5/91

FT MADE WITHOUT A MISS

Game	18	Kobe Bryant	vs. OKC	5/18/12
Half	14	Jerry West	vs. BAL	4/5/65
Quarter	11	Larry Spriggs	vs. DAL	4/28/84

FREE THROWS MADE

Game	21	Kobe Bryant	vs. UTA	5/4/08
Half	19*	Earvin Johnson	vs. GSW	5/8/91
Quarter	12	Shaquille O'Neal	vs. POR	5/20/00

FREE THROWS ATTEMPTED

Game	39*	Shaquille O'Neal	vs. IND	6/9/00
Half	27	Shaquille O'Neal	vs. POR	5/20/00
Quarter	25*	Shaquille O'Neal	vs. POR	5/20/00

REBOUNDS

Game	33	Wilt Chamberlain	vs. CHI	4/4/71
Half	19	Wilt Chamberlain	vs. CHI	4/19/71
Quarter	n/a	-	-	-

OFFENSIVE REBOUNDS

Game	11	Pau Gasol	vs. DEN	5/12/12
	11	Shaquille O'Neal	vs. SAC	5/6/01

DEFENSIVE REBOUNDS

Game	19	Shaquille O'Neal	vs. IND	6/9/00
------	----	------------------	---------	--------

ASSISTS

Game	24*	Earvin Johnson	vs. PHX	5/15/94
Half	15*	Earvin Johnson	@ POR	5/3/85
Quarter	10	Earvin Johnson	@ POR	5/18/91
	10	Earvin Johnson	vs. HOU	4/27/91
	10	Earvin Johnson	vs. DEN	5/22/85

STEALS

Game	7	Earvin Johnson	vs. POR	4/24/83
Half	7	Byron Scott	@ GSW	5/10/91
Quarter	6	Byron Scott	@ GSW	5/10/91
	4	Kobe Bryant	vs. BOS	6/6/10

BLOCKED SHOTS

Game	10*	Andrew Bynum	vs. DEN	4/29/12
Half	n/a	-	-	-
Quarter	n/a	-	-	-



LAKERS ALL-TIME PLAYOFF HIGHS / LOWS



(records for fewest/lowest exclude games & seasons before introduction of shot clock in 1954-55)

CONSECUTIVE WINS

Overall	13		1988-89
One Season	11		1989, 2001
At Home	14	Minneapolis	1949-51
	13	Los Angeles	1987-88
On the Road	12*	Los Angeles	2000-02

MOST POINTS

Game	153	vs. DEN	5/22/85
Half	82	vs. DEN	4/23/87
Quarter	51*	vs. DET	3/31/62
OT Period	22*	vs. NYK	5/1/70

MOST FG MADE

Game	67*	vs. DEN	5/22/85
------	-----	---------	---------

MOST FG ATTEMPTED

Game	116	twice, last vs. DEN	5/22/85
------	-----	---------------------	---------

HIGHEST FG %

Game	.663	vs. SAS (57-86)	4/17/86
------	------	-----------------	---------

MOST 3-PT FG MADE

Game	13	@ UTA	5/8/10
------	----	-------	--------

MOST 3-PT FG ATTEMPTED

Game	32	@ PHX	5/23/10
Half	26	vs. SAC	5/24/02

HIGHEST 3-PT FG %

Game	1.000	vs. DEN (4-4)	5/11/85
------	-------	---------------	---------

MOST FT MADE

Game	49	vs. DEN	4/25/87
	49	vs. STL	3/21/56

MOST FT ATTEMPTED

Game	68	vs. ATL	4/12/70
	68	vs. STL	3/21/56

HIGHEST FT %

Game	1.000	@ DEN (24-24)	5/29/09
	1.000	@ BOS (10-10)	6/8/08
	.976	vs. OKC (41-42)	5/18/12

MOST REBOUNDS

Game	81	vs. STL	3/24/61
------	----	---------	---------

MOST OFFENSIVE REBOUNDS

Game	28	vs. SEA	4/14/78
------	----	---------	---------

MOST DEFENSIVE REBOUNDS

Game	45	@ DEN	4/29/87
------	----	-------	---------

MOST ASSISTS

Game	44	several times, last vs. BOS	6/4/87
------	----	-----------------------------	--------

MOST PERSONAL FOULS

Game	42	twice, last vs. STL	3/17/56
------	----	---------------------	---------

MOST STEALS

Game	19	vs. GSW	5/4/77
	19	vs. GSW	4/19/77

MOST BLOCKED SHOTS

Game	15	vs. DEN	4/29/12
------	----	---------	---------

MOST TURNOVERS

Game	28	@ POR	5/5/85
------	----	-------	--------

CONSECUTIVE LOSSES

Overall	6	1973-74, 1991-92, 2012-13
One Season	4	1977, 1983, 1989, 1998, 1999
		2011, 2013
At Home	4	1983
On the Road	14	1973-74, 1977-79

FEWEST POINTS

Game	68	@ DET	6/10/04
Half	28	@ MIL	4/7/74
Quarter	8	vs. POR	5/22/00
OT Period	0	@ FTW	3/22/55
	4	@ UTA	5/12/97

FEWEST FG MADE

Game	25	@ MIN	5/23/04
	25	vs. HOU	4/17/04

FEWEST FG ATTEMPTED

Game	62	vs. POR	4/27/97
------	----	---------	---------

LOWEST FG %

Game	.272	vs. MIL (28-103)	4/9/72
------	------	------------------	--------

FEWEST 3-PT FG MADE

Game	0	several times, last vs. SAC	5/8/01
------	---	-----------------------------	--------

FEWEST 3-PT FG ATTEMPTED

Game	0	several times, last @ CKK	4/22/84
------	---	---------------------------	---------

LOWEST 3-PT FG %

Game	.000	several times, last vs. SAC	5/8/01
------	------	-----------------------------	--------

FEWEST FT MADE

Game	3	@ PHI	5/26/83
------	---	-------	---------

FEWEST FT ATTEMPTED

Game	5	@ PHI	5/26/83
------	---	-------	---------

LOWEST FT %

Game	.389	@ SAS (7-18)	5/5/04
------	------	--------------	--------

FEWEST REBOUNDS

Game	27	@ ORL	6/9/09
------	----	-------	--------

FEWEST OFFENSIVE REBOUNDS

Game	2	@ BOS	6/17/08
------	---	-------	---------

FEWEST DEFENSIVE REBOUNDS

Game	16	@ ORL	6/9/09
------	----	-------	--------

FEWEST ASSISTS

Game	7	@ PHX	5/2/07
	7	vs. STL	3/21/59

FEWEST PERSONAL FOULS

Game	12	vs. DAL	5/2/11
	12	@ PHX	5/25/10
	12	@ GSW	4/21/73

FEWEST TURNOVERS

Game	5	@ HOU	4/23/04
	5	vs. IND	6/19/00



* Denotes NBA Record



OPPONENT INDIVIDUAL PLAYOFF RECORDS

POINTS

Game	51	Sleepy Floyd	@ GSW	5/10/87
Half	39	Sleepy Floyd	@ GSW	5/10/87
Quarter	29	Sleepy Floyd	@ GSW	5/10/87

MOST FG MADE WITHOUT A MISS

Game	11	Scott Wedman	@ BOS	5/27/85
------	----	--------------	-------	---------

FG MADE

Game	20	Xavier McDaniel	@ SEA	5/23/87
Half	15	Sleepy Floyd	@ GSW	5/10/87
Quarter	12	Sleepy Floyd	@ GSW	5/10/87

FG ATTEMPTED

Game	41	Allen Iverson	vs. PHI	6/6/01
------	----	---------------	---------	--------

3-PT FG MADE WITHOUT A MISS

Game	6	Peja Stojakovic	vs. DAL	5/8/11
------	---	-----------------	---------	--------

3-PT FG MADE

Game	9	Jason Terry	@ DAL	5/8/11
Half	7	Ray Allen	vs. BOS	6/6/10
Quarter	5	Jason Terry	@ DAL	5/8/11
	5	Ray Allen	vs. BOS	6/6/10

3-PT FG ATTEMPTED

Game	13	Vernon Maxwell	vs. HOU	4/27/91
Half	8	Al Harrington	vs. DEN	5/12/12
	8	Ray Allen	vs. BOS	6/6/10
	8	Channing Frye	vs. PHX	5/27/10
	8	Rashard Lewis	@ ORL	6/14/09
	8	Leandro Barbosa	vs. PHX	4/26/07
	8	Vernon Maxwell	vs. HOU	4/27/91
Quarter	6	Al Harrington	vs. DEN	5/12/12
	6	Jason Terry	@ DAL	5/8/11
	6	Ray Allen	vs. BOS	6/6/10
	6	Rashard Lewis	vs. ORL	6/7/09
	6	Leandro Barbosa	vs. PHX	4/26/07
	6	Jaren Jackson	vs. SAS	5/23/99
	6	Sam Mack	vs. HOU	5/11/99
	6	Robert Horry	@ HOU	5/2/96
	6	Terry Porter	vs. POR	4/29/92
	6	Vernon Maxwell	vs. HOU	4/27/91

FT MADE WITHOUT A MISS

Game	18	Karl Malone	vs. UTA	5/10/97
Half	12	George Gervin	vs. SAS	5/9/82

FT MADE

Game	19	Tim Duncan	vs. SAS	5/22/99
Half	12	George Gervin	vs. SAS	5/9/82

FT ATTEMPTED

Game	23	Tim Duncan	vs. SAS	5/22/99
Half	15	Amare Stoudemire	@ PHX	5/2/07
Quarter	11	Carl Landry	vs. HOU	5/6/09

OFFENSIVE REBOUNDS

Game	12	Larry Smith	vs. GSW	5/12/87
Half	10	Larry Smith	vs. GSW	5/12/87
Quarter	6	Roy Tarpley	@ DAL	5/27/88

DEFENSIVE REBOUNDS

Game	20*	Tim Duncan	vs. SAS	5/14/02
Half	13	Carlos Boozer	@ UTA	4/23/09
	13	Tim Duncan	vs. SAS	5/14/02
Quarter	9	Tim Duncan	vs. SAS	5/5/02
	9	James Donaldson	@ DAL	5/8/86

REBOUNDS

Game	40	Bill Russell	@ BOS (OT)	4/18/62
Half	n/a	-	-	-
Quarter	19*	Bill Russell	@ BOS (OT)	4/18/62

ASSISTS

Game	24*	John Stockton	vs. UTA	5/17/88
Half	15*	Steve Nash	vs. PHX	4/29/07
Quarter	8	Chris Paul	vs. NOH	4/26/11
	8	Chris Paul	vs. NOH	4/17/11
	8	Deron Williams	@ UTA	5/16/08
	8	Steve Nash	vs. PHX	4/29/07
	8	John Stockton	vs. UTA	5/17/88

STEALS

Game	8	Lionel Hollins	vs. POR	5/8/77
	8	Tim Hardaway	vs. GSW	5/8/91
Half	6	Lionel Hollins	vs. POR	5/8/77
Quarter	4	Chuck Hayes	vs. HOU	5/17/09
	4	Rajon Rondo	@ BOS	6/17/08
	4	Latrell Sprewell	vs. MIN	5/25/04
	4	Doug Christie	vs. SAC	5/6/01
	4	Hakeem Olajuwon	vs. HOU	4/25/96

BLOCKED SHOTS

Game	10*	Hakeem Olajuwon	vs. HOU	4/29/90
Half	7	Mark Eaton	vs. UTAH	5/10/88



OPPONENT ALL-TIME PLAYOFF HIGHS / LOWS



(records for fewest/lowest exclude games & seasons before introduction of shot clock in 1954-55)

MOST POINTS

Game	148	@ BOS	5/27/85
Half	81	@ PHI	6/6/82
Quarter	45	@ DAL	5/4/86

HIGHEST FG %

Game	.625	@ ORL (40-64)	6/9/09
------	------	---------------	--------

MOST FG MADE

Game	62	@ BOS	5/27/85
------	----	-------	---------

MOST FG ATTEMPTED

Game	125	@ STL	5/21/61
------	-----	-------	---------

HIGHEST 3-Pt FG %

Game	1.000*	@ DAL (5-5)	5/4/86
------	--------	-------------	--------

MOST 3-Pt FG MADE

Game	20	@ DAL	5/8/11
------	----	-------	--------

MOST 3-Pt FG ATTEMPTED

Game	32	@ DAL	5/8/11
------	----	-------	--------

HIGHEST FT %

Game	1.000	@ PHX (18-18)	4/26/06
------	-------	---------------	---------

MOST FT MADE

Game	43	@ BOS	6/12/84
------	----	-------	---------

MOST FT ATTEMPTED

Game	70*	@ STL	3/17/66
	55	vs. BOS	4/26/66

MOST REBOUNDS

Game	82	@ BOS	4/8/62
------	----	-------	--------

MOST OFFENSIVE REBOUNDS

Game	28	@ SEA	5/25/87
------	----	-------	---------

MOST DEFENSIVE REBOUNDS

Game	43	@ MIN	4/22/03
	43	@ SAS	5/8/95
	43	@ MIL	4/7/74

MOST ASSISTS

Game	44	vs. PHX	4/9/80
Half	25	@ PHI	6/6/82

MOST PERSONAL FOULS

Game	38	vs. IND	6/9/00
------	----	---------	--------

MOST STEALS

Game	18	@ BOS	6/17/08
Half	11	several times, last vs. SA	4/29/88

MOST BLOCKED SHOTS

Game	17	vs. OKC	4/20/10
------	----	---------	---------

MOST TURNOVERS

Game	26	vs. NYK	4/30/72
------	----	---------	---------

FEWEST POINTS

Game	65	vs. PHX	5/16/00
Half	23*	vs. PHX	5/16/00
Quarter	8	vs. UTA	5/8/88

LOWEST FG %

Game	.233*	@ GSW (27-116)	4/23/73
------	-------	----------------	---------

FEWEST FG MADE

Game	23	vs. ORL	6/4/09
	23	vs. PHX	5/7/00

FEWEST FG ATTEMPTED

Game	64	@ ORL	6/9/09
------	----	-------	--------

LOWEST 3-Pt FG %

Game	.000		several times
------	------	--	---------------

FEWEST 3-Pt FG MADE

Game	0		several times
------	---	--	---------------

FEWEST 3-Pt FG ATTEMPTED

Game	0	several, last @ HOU	5/16/86
------	---	---------------------	---------

LOWEST FT %

Game	.429	@ SAS (9-21)	5/2/04
	.429	vs. DEN (9-21)	4/23/87

FEWEST FT MADE

Game	5	vs. SAS	5/23/08
------	---	---------	---------

FEWEST FT ATTEMPTED

Game	8	@ CHI	6/5/91
------	---	-------	--------

FEWEST REBOUNDS

Game	18*	vs. SAS	4/17/86
Half	4	vs. SAS	4/17/86

FEWEST OFFENSIVE REBOUNDS

Game	1*	@ PHX	5/6/06
------	----	-------	--------

FEWEST DEFENSIVE REBOUNDS

Game	13	vs. SAS	4/17/86
------	----	---------	---------

FEWEST ASSISTS

Game	6	@ CHI	3/29/68
------	---	-------	---------

FEWEST PERSONAL FOULS

Game	11	@ PHX	4/22/07
------	----	-------	---------

FEWEST STEALS

Game	1	@ HOU	4/23/04
	1	vs. SAC	4/27/00

FEWEST BLOCKED SHOTS

Game	0	vs. UTA	4/19/09
	0	vs. DAL	5/8/96

FEWEST TURNOVERS

Game	3*	vs. NOH	4/17/11
------	----	---------	---------



* Denotes NBA Record



LAKERS ALL-TIME PLAYOFF TRIPLE-DOUBLES

Earvin "Magic" Johnson (30)

4/8/80	vs. PHX	13 Pts, 12 Reb, 16 Ast	W	119-110*
4/9/80	vs. PHX	25 Pts, 13 Reb, 11 Ast	W	131-128*
4/25/80	@ SEA	14 Pts, 11 Reb, 10 Ast	W	104-100
4/30/80	vs. SEA	20 Pts, 10 Reb, 10 Ast	W	111-105
5/14/80	vs. PHI	14 Pts, 15 Reb, 10 Ast	W	108-103
4/27/82	vs. PHX	23 Pts, 10 Reb, 10 Ast	W	115-96
4/28/82	vs. PHX	19 Pts, 12 Reb, 12 Ast	W	117-98
5/2/82	@ PHX	15 Pts, 11 Reb, 12 Ast	W	112-107
5/9/82	vs. SAS	13 Pts, 16 Reb, 14 Ast	W	128-117
6/8/82	vs. PHI	13 Pts, 13 Reb, 13 Ast	W	114-104
5/10/83	vs. SAS	28 Pts, 12 Reb, 12 Ast	L	113-122
5/13/83	@ SAS	13 Pts, 11 Reb, 13 Ast	W	113-100
5/18/83	vs. SAS	16 Pts, 11 Reb, 19 Ast	L	112-117
4/22/84	@ KCK	17 Pts, 10 Reb, 13 Ast	W	108-102
5/6/84	@ DAL	14 Pts, 11 Reb, 16 Ast	W	122-115*
5/25/84	@ PHX	16 Pts, 11 Reb, 13 Ast	W	99-97
6/3/84	vs. BOS	14 Pts, 11 Reb, 21 Ast	W	137-104
6/6/84	vs. BOS	20 Pts, 11 Reb, 17 Ast	L	125-129*
6/5/85	vs. BOS	20 Pts, 11 Reb, 12 Ast	L	105-107
6/9/85	@ BOS	14 Pts, 10 Reb, 14 Ast	W	111-100
4/23/86	@ SAS	14 Pts, 10 Reb, 17 Ast	W	114-94
5/4/86	@ DAL	29 Pts, 15 Reb, 14 Ast	L	118-120
5/18/86	@ HOU	20 Pts, 12 Reb, 11 Ast	L	95-105
5/5/87	vs. GSW	25 Pts, 12 Reb, 14 Ast	W	125-116
5/9/87	@ GSW	20 Pts, 10 Reb, 14 Ast	W	133-108
5/19/87	vs. SEA	20 Pts, 10 Reb, 10 Ast	W	112-104
5/5/81	vs. GSW	21 Pts, 10 Reb, 17 Ast	W	126-116
5/14/91	vs. GSW	28 Pts, 14 Reb, 12 Ast	W	124-119*
6/2/91	@ CHI	19 Pts, 10 Reb, 11 Ast	W	93-91
6/12/91	vs. CHI	16 Pts, 11 Reb, 20 Ast	L	101-108

Elgin Baylor (4)

3/24/61	vs. STL	25 Pts, 18 Reb, 10 Ast	W	118-112
3/25/64	vs. STL	23 Pts, 16 Reb, 11 Ast	W	107-105
4/20/69	vs. ATL	29 Pts, 11 Reb, 12 Ast	W	104-96
4/29/70	vs. NYK	13 Pts, 12 Reb, 11 Ast	L	108-111*

Andrew Bynum (1)

4/29/12	vs. DEN	10 Pts, 13 Reb, 10 Blk	W	103-88
---------	---------	------------------------	---	--------

Wilt Chamberlain (1)

4/7/70	@ PHX	12 Pts, 26 Reb, 11 Ast	W	104-93
--------	-------	------------------------	---	--------

Pau Gasol (1)

4/26/13	vs. SAS	11 Pts, 13 Reb, 10 Ast	L	89-120
---------	---------	------------------------	---	--------

Jerry West (1)

5/5/69	vs. BOS	42 Pts, 13 Reb, 12 Ast	L	106-108
--------	---------	------------------------	---	---------

James Worthy (1)

6/21/88	@ DET	36 Pts, 16 Reb, 10 Ast	W	108-105
---------	-------	------------------------	---	---------





1949

Western Division Semifinals (2-0)				
3/23	vs. Chicago	84-77	W	1-0
3/24	@ Chicago	101-85	W	2-0
Western Division Finals (2-0)				
3/27	@ Rochester	80-79	W	1-0
3/29	vs. Rochester	67-55	W	2-0
NBA Finals (4-2)				
4/4	vs. Washington	88-84	W	1-0
4/6	vs. Washington	76-62	W	2-0
4/8	@ Washington	94-74	W	3-0
4/9	@ Washington	71-83	L	3-1
4/11	@ Washington	66-74	L	3-2
4/13	vs. Washington	77-56	W	4-2

1950

Central Division Semifinals (2-0)				
3/22	vs. Chicago	85-75	W	1-0
3/25	@ Chicago	75-67	W	2-0
Central Division Finals (2-0)				
3/27	vs. Ft. Wayne	93-79	W	1-0
3/28	@ Ft. Wayne	89-82	W	2-0
NBA Semifinals (2-0)				
4/5	vs. Anderson	75-50	W	1-0
4/6	@ Anderson	90-71	W	2-0
NBA Finals (4-2)				
4/8	@ Syracuse	68-66	W	1-0
4/9	@ Syracuse	85-91	L	1-1
4/14	vs. Syracuse	91-77	W	2-1
4/16	vs. Syracuse	77-69	W	3-1
4/20	@ Syracuse	76-83	L	3-2
4/23	vs. Syracuse	110-95	W	4-2

1951

Western Division SemiFinals (2-1)				
3/21	vs. Indianapolis	95-81	W	1-0
3/23	@ Indianapolis	88-108	L	1-1
3/25	vs. Indianapolis	85-80	W	2-1
Western Division Finals (1-3)				
3/29	vs. Rochester	76-73	W	1-0
3/31	vs. Rochester	66-70	L	1-1
4/1	@ Rochester	70-83	L	1-2
4/3	@ Rochester	75-80	L	1-3

1952

Western Division Semifinals (2-0)				
3/23	vs. Indianapolis	78-70	W	1-0
3/25	@ Indianapolis	94-87	W	2-0
Western Division Finals (3-1)				
3/29	@ Rochester	78-88	L	0-1
3/30	@ Rochester	83-78	W	1-1
4/5	vs. Rochester	77-67	W	2-1
4/6	vs. Rochester	82-80	W	3-1
NBA Finals (4-3)				
4/12	vs. New York	83-79	W	1-0
4/13	vs. New York	72-80	L	1-1
4/16	@ New York	83-77	W	2-1
4/18	@ New York	89-90	L	2-2
4/20	vs. New York	102-89	W	3-2
4/23	@ New York	68-76	L	3-3
4/25	vs. New York	82-65	W	4-3

1953

Western Division Semifinals (2-0)				
3/22	vs. Indianapolis	85-69	W	1-0
3/23	@ Indianapolis	81-79	W	2-0
Western Division Finals (3-2)				
3/26	vs. Ft. Wayne	83-73	W	1-0
3/28	vs. Ft. Wayne	82-75	W	2-0
3/30	@ Ft. Wayne	95-98	L	2-1
4/1	@ Ft. Wayne	82-85	L	2-2
4/2	vs. Ft. Wayne	74-58	W	3-2
NBA Finals (4-1)				
4/4	vs. New York	88-96	L	0-1
4/5	vs. New York	73-71	W	1-1
4/7	@ New York	90-75	W	2-1
4/8	@ New York	71-69	W	3-1
4/10	@ New York	91-84	W	4-1

1954

Western Division Round Robin (3-0)				
3/17	vs. Rochester	109-88	W	1-0
3/18	@ Ft. Wayne	90-85	W	2-0
3/20	vs. Ft. Wayne	78-73	W	3-0
Western Division Finals (2-1)				
3/24	vs. Rochester	89-76	W	1-0
3/27	@ Rochester	73-74	L	1-1
3/28	vs. Rochester	78-73	W	2-1
NBA Finals (4-3)				
3/31	vs. Syracuse	79-68	W	1-0
4/3	vs. Syracuse	60-62	L	1-1
4/4	@ Syracuse	81-67	W	2-1
4/8	@ Syracuse	69-80	L	2-2
4/10	@ Syracuse	84-73	W	3-2
4/11	vs. Syracuse	63-65	L	3-3
4/12	vs. Syracuse	87-80	W	4-3

1955

Western Division Semifinals (2-1)				
3/16	vs. Rochester	82-78	W	1-0
3/18	@ Rochester	92-94	L	1-1
3/19	vs. Rochester	119-110	W	2-1
Western Division Finals (1-3)				
3/20	@ Ft. Wayne	79-96	L	0-1
3/22	@ Ft. Wayne	97-98	L	0-2
3/23	vs. Ft. Wayne	99-91	W	1-2
3/27	vs. Ft. Wayne	96-105	L	1-3

1956

Western Division Semifinals (1-2)				
3/17	@ St. Louis	115-116	L	0-1
3/19	vs. St. Louis	133-75	W	1-1
3/21	vs. St. Louis	115-116	L	1-2

1957

Western Division Semifinals (2-0)				
3/17	vs. Ft. Wayne	131-127	W	1-0
3/19	@ Ft. Wayne	110-108	W	2-0
Western Division Finals (0-3)				
3/21	@ St. Louis	109-118	L	0-1
3/24	@ St. Louis	104-106	L	0-2
3/25	vs. St. Louis	135-143 (2OT)	L	0-3





ALL-TIME PLAYOFF SCORES

1959

Western Division Semifinals (2-1)

3/14	vs. Detroit	92-89	W	1-0
3/15	@ Detroit	103-117	L	1-1
3/18	vs. Detroit	129-102	W	2-1

Western Division Finals (4-2)

3/21	@ St. Louis	90-124	L	0-1
3/22	vs. St. Louis	106-98	W	1-1
3/24	@ St. Louis	97-127	L	1-2
3/26	vs. St. Louis	108-98	W	2-2
3/28	@ St. Louis	98-97	W	3-2
3/29	vs. St. Louis	106-104	W	4-2

NBA Finals (0-4)

4/4	@ Boston	115-118	L	0-1
4/5	@ Boston	108-128	L	0-2
4/7	vs. Boston	110-123	L	0-3
4/9	vs. Boston	113-118	L	0-4

1960

Western Division Semifinals (2-0)

3/12	@ Detroit	113-112	W	1-0
3/13	vs. Detroit	114-99	W	2-0

Western Division Finals (3-4)

3/16	@ St. Louis	99-112	L	0-1
3/17	@ St. Louis	120-113	W	1-1
3/19	vs. St. Louis	89-93	L	1-2
3/20	vs. St. Louis	103-101	W	2-2
3/22	@ St. Louis	117-110	W	3-2
3/24	vs. St. Louis	96-117	L	3-3
3/26	@ St. Louis	86-97	L	3-4

1961

Western Division Semifinals (3-2)

3/14	vs. Detroit	120-102	W	1-0
3/15	vs. Detroit	120-118	W	2-0
3/17	@ Detroit	113-124	L	2-1
3/18	@ Detroit	114-123	L	2-2
3/19	vs. Detroit	137-120	W	3-2

Western Division Finals (3-4)

3/21	@ St. Louis	122-118	W	1-0
3/22	@ St. Louis	106-121	L	1-1
3/24	vs. St. Louis	118-112	W	2-1
3/25	vs. St. Louis	117-118	L	2-2
3/27	@ St. Louis	121-112	W	3-2
3/29	vs. St. Louis	113-114 (OT)	L	3-3
4/1	@ St. Louis	103-105	L	3-4

1962

Western Division Finals (4-2)

3/24	vs. Detroit	132-108	W	1-0
3/25	vs. Detroit	127-112	W	2-0
3/27	@ Detroit	111-106	W	3-0
3/29	@ Detroit	117-118	L	3-1
3/31	vs. Detroit	125-132	L	3-2
4/3	@ Detroit	123-117	W	4-2

NBA Finals (3-4)

4/7	@ Boston	108-122	L	0-1
4/8	@ Boston	129-122	W	1-1
4/10	vs. Boston	117-115	W	2-1
4/11	vs. Boston	103-115	L	2-2
4/14	@ Boston	126-121	W	3-2
4/16	vs. Boston	105-119	L	3-3
4/18	@ Boston	107-110 (OT)	L	3-4

1963

Western Division Finals (4-3)

3/31	vs. St. Louis	112-104	W	1-0
4/2	vs. St. Louis	101-99	W	2-0
4/4	@ St. Louis	112-125	L	2-1
4/6	@ St. Louis	114-124	L	2-2
4/7	vs. St. Louis	123-100	W	3-2
4/9	@ St. Louis	113-121	L	3-3
4/11	vs. St. Louis	115-100	W	4-3

NBA Finals (2-4)

4/14	@ Boston	114-117	L	0-1
4/16	@ Boston	106-116	L	0-2
4/17	vs. Boston	119-99	W	1-2
4/19	vs. Boston	105-108	L	1-3
4/21	@ Boston	126-119	W	2-3
4/24	vs. Boston	109-112	L	2-4

1964

Western Division Semifinals (2-3)

3/21	@ St. Louis	104-115	L	0-1
3/22	@ St. Louis	90-106	L	0-2
3/25	vs. St. Louis	107-105	W	1-2
3/28	vs. St. Louis	97-88	W	2-2
3/30	@ St. Louis	108-121	L	2-3

1965

Western Division Finals (4-2)

4/3	vs. Baltimore	121-115	W	1-0
4/5	vs. Baltimore	118-115	W	2-0
4/7	@ Baltimore	115-122	L	2-1
4/9	@ Baltimore	112-114	L	2-2
4/11	vs. Baltimore	120-112	W	3-2
4/13	@ Baltimore	117-115	W	4-2

NBA Finals (1-4)

4/18	@ Boston	110-142	L	0-1
4/19	@ Boston	123-129	L	0-2
4/21	vs. Boston	126-105	W	1-2
4/23	vs. Boston	99-112	L	1-3
4/25	@ Boston	96-129	L	1-4

1966

Western Division Finals (4-3)

4/1	vs. St. Louis	129-106	W	1-0
4/3	vs. St. Louis	125-116	W	2-0
4/6	@ St. Louis	113-120	L	2-1
4/9	@ St. Louis	107-95	W	3-1
4/10	vs. St. Louis	100-112	L	3-2
4/13	@ St. Louis	127-131	L	3-3
4/15	vs. St. Louis	130-121	W	4-3

NBA Finals (3-4)

4/17	@ Boston	133-129 (OT)	W	1-0
4/19	@ Boston	109-129	L	1-1
4/20	vs. Boston	106-120	L	1-2
4/22	vs. Boston	117-122	L	1-3
4/24	@ Boston	121-117	W	2-3
4/26	vs. Boston	123-115	W	3-3
4/28	@ Boston	93-95	L	3-4

1967

Western Division Semifinals (0-3)

3/21	@ San Francisco	108-124	L	0-1
3/23	vs. San Francisco	102-113	L	0-2
3/26	@ San Francisco	115-122	L	0-3





1968

Western Division Semifinals (4-1)				
3/24	vs. Chicago	109-101	W	1-0
3/25	vs. Chicago	111-106	W	2-0
3/27	@ Chicago	98-104	L	2-1
3/29	@ Chicago	93-87	W	3-1
3/31	vs. Chicago	122-99	W	4-1
Western Division Finals (4-0)				
4/5	vs. San Francisco	133-105	W	1-0
4/10	vs. San Francisco	115-112	W	2-0
4/11	@ San Francisco	128-124	W	3-0
4/13	@ San Francisco	106-100	W	4-0
NBA Finals (2-4)				
4/21	@ Boston	101-107	L	0-1
4/24	@ Boston	123-113	W	1-1
4/26	vs. Boston	119-127	L	1-2
4/28	vs. Boston	119-105	W	2-2
4/30	@ Boston	117-120 (OT)	L	2-3
5/2	vs. Boston	109-124	L	2-4

1969

Western Division Semifinals (4-2)				
3/26	vs. San Francisco	94-99	L	0-1
3/28	vs. San Francisco	101-107	L	0-2
3/31	@ San Francisco	115-98	W	1-2
4/2	@ San Francisco	103-88	W	2-2
4/4	vs. San Francisco	103-98	W	3-2
4/5	@ San Francisco	118-78	W	4-2
Western Division Finals (4-1)				
4/11	vs. Atlanta	95-93	W	1-0
4/13	vs. Atlanta	104-102	W	2-0
4/15	@ Atlanta	80-99	L	2-1
4/17	@ Atlanta	100-85	W	3-1
4/20	vs. Atlanta	104-96	W	4-1
NBA Finals (3-4)				
4/23	vs. Boston	120-118	W	1-0
4/25	vs. Boston	118-112	W	2-0
4/27	@ Boston	105-111	L	2-1
4/29	@ Boston	88-89	L	2-2
5/1	vs. Boston	117-104	W	3-2
5/3	@ Boston	90-99	L	3-3
5/5	vs. Boston	106-108	L	3-4

1970

Western Division Semifinals (4-3)				
3/25	vs. Phoenix	128-112	W	1-0
3/29	vs. Phoenix	101-114	L	1-1
4/2	@ Phoenix	98-112	L	1-2
4/4	@ Phoenix	102-112	L	1-3
4/5	vs. Phoenix	138-121	W	2-3
4/7	@ Phoenix	104-93	W	3-3
4/9	vs. Phoenix	129-94	W	4-3
Western Division Finals (4-0)				
4/12	@ Atlanta	119-115	W	1-0
4/14	@ Atlanta	105-94	W	2-0
4/16	vs. Atlanta	115-114 (OT)	W	3-0
4/19	vs. Atlanta	133-114	W	4-0
NBA Finals (3-4)				
4/24	@ New York	112-124	L	0-1
4/27	@ New York	105-103	W	1-1
4/29	vs. New York	108-111 (OT)	L	1-2
5/1	vs. New York	121-115 (OT)	W	2-2
5/4	@ New York	100-107	L	2-3
5/6	vs. New York	135-113	W	3-3
5/8	@ New York	99-113	L	3-4

1971

Western Conference Semifinals (4-3)				
3/24	vs. Chicago	100-99	W	1-0
3/26	vs. Chicago	105-95	W	2-0
3/28	@ Chicago	98-106	L	2-1
3/30	@ Chicago	102-112	L	2-2
4/1	vs. Chicago	115-86	W	3-2
4/4	@ Chicago	99-113	L	3-3
4/6	vs. Chicago	109-98	W	4-3
Western Conference Finals (1-4)				
4/9	@ Milwaukee	85-106	L	0-1
4/11	@ Milwaukee	73-91	L	0-2
4/14	vs. Milwaukee	118-107	W	1-2
4/16	vs. Milwaukee	94-117	L	1-3
4/18	@ Milwaukee	98-116	L	1-4

1972

Western Conference Semifinals (4-0)				
3/28	vs. Chicago	95-80	W	1-0
3/30	vs. Chicago	131-124	W	2-0
4/2	@ Chicago	108-101	W	3-0
4/4	@ Chicago	108-97	W	4-0
Western Conference Finals (4-2)				
4/9	vs. Milwaukee	72-93	L	0-1
4/12	vs. Milwaukee	135-134	W	1-1
4/14	@ Milwaukee	108-105	W	2-1
4/16	@ Milwaukee	88-114	L	2-2
4/18	vs. Milwaukee	115-90	W	3-2
4/22	@ Milwaukee	104-100	W	4-2
NBA Finals (4-1)				
4/26	vs. New York	92-114	L	0-1
4/30	vs. New York	106-92	W	1-1
5/3	@ New York	107-96	W	2-1
5/5	@ New York	116-111 (OT)	W	3-1
5/7	vs. New York	114-100	W	4-1

1973

Western Conference Semifinals (4-3)				
3/30	vs. Chicago	107-104	W	1-0
4/1	vs. Chicago	108-93	W	2-0
4/6	@ Chicago	86-96	L	2-1
4/8	@ Chicago	94-98	L	2-2
4/10	vs. Chicago	123-102	W	3-2
4/13	@ Chicago	93-101	L	3-3
4/15	vs. Chicago	95-92	W	4-3
Western Conference Finals (4-1)				
4/17	vs. Golden State	101-99	W	1-0
4/19	vs. Golden State	104-93	W	2-0
4/21	@ Golden State	126-70	W	3-0
4/23	@ Golden State	109-117	L	3-1
4/25	vs. Golden State	128-118	W	4-1
NBA Finals (1-4)				
5/1	vs. New York	115-112	W	1-0
5/3	vs. New York	95-99	L	1-1
5/6	@ New York	83-87	L	1-2
5/8	@ New York	98-103	L	1-3
5/10	vs. New York	93-102	L	1-4

1974

Western Conference Semifinals (1-4)				
3/29	@ Milwaukee	95-99	L	0-1
3/31	@ Milwaukee	90-109	L	0-2
4/2	vs. Milwaukee	98-96	W	1-2
4/4	vs. Milwaukee	90-112	L	1-3
4/7	@ Milwaukee	92-114	L	1-4





ALL-TIME PLAYOFF SCORES

1977

Western Conference Semifinals (4-3)

4/20	vs.	Golden State	115-106	W	1-0
4/22	vs.	Golden State	95-86	W	2-0
4/24	@	Golden State	105-109	L	2-1
4/26	@	Golden State	103-114	L	2-2
4/29	vs.	Golden State	112-105	W	3-2
5/1	@	Golden State	106-115	L	3-3
5/4	vs.	Golden State	97-84	W	4-3

Western Conference Finals (0-4)

5/6	vs.	Portland	109-121	L	0-1
5/8	vs.	Portland	97-99	L	0-2
5/10	@	Portland	97-102	L	0-3
5/13	@	Portland	101-105	L	0-4

1978

Western Conference First Round (1-2)

4/12	@	Seattle	90-102	L	0-1
4/14	vs.	Seattle	105-99	W	1-1
4/16	@	Seattle	102-111	L	1-2

1979

Western Conference First Round (2-1)

4/10	@	Denver	105-110	L	0-1
4/13	vs.	Denver	121-109	W	1-1
4/15	@	Denver	112-111	W	2-1

Western Conference Semifinals (1-4)

4/17	@	Seattle	101-112	L	0-1
4/18	@	Seattle	103-108 (OT)	L	0-2
4/20	vs.	Seattle	118-112 (OT)	W	1-2
4/22	vs.	Seattle	115-117	L	1-3
4/25	@	Seattle	100-106	L	1-4

1980

Western Conference Semifinals (4-1)

4/8	vs.	Phoenix	119-110 (OT)	W	1-0
4/9	vs.	Phoenix	131-128 (OT)	W	2-0
4/11	@	Phoenix	108-105	W	3-0
4/13	@	Phoenix	101-127	L	3-1
4/15	vs.	Phoenix	126-101	W	4-1

Western Conference Finals (4-1)

4/22	vs.	Seattle	108-107	L	0-1
4/23	vs.	Seattle	108-99	W	1-1
4/25	@	Seattle	104-100	W	2-1
4/27	@	Seattle	98-93	W	3-1
4/30	vs.	Seattle	111-105	W	4-1

NBA Finals (4-2)

5/4	vs.	Philadelphia	109-102	W	1-0
5/7	vs.	Philadelphia	104-107	L	1-1
5/10	@	Philadelphia	111-101	W	2-1
5/11	@	Philadelphia	102-105	L	2-2
5/14	vs.	Philadelphia	108-103	W	3-2
5/16	@	Philadelphia	123-107	W	4-2

1981

Western Conference First Round (1-2)

5/1	vs.	Houston	107-111	L	0-1
5/3	@	Houston	111-106	W	1-1
5/5	vs.	Houston	86-89	L	1-2

1982

Western Conference Semifinals (4-0)

4/27	vs.	Phoenix	115-96	W	1-0
4/28	vs.	Phoenix	117-98	W	2-0
4/30	@	Phoenix	114-106	W	3-0
5/2	@	Phoenix	112-107	W	4-0

Western Conference Finals (4-0)

5/9	vs.	San Antonio	128-117	W	1-0
5/11	vs.	San Antonio	110-101	W	2-0
5/14	@	San Antonio	118-108	W	3-0
5/15	@	San Antonio	128-123	W	4-0

NBA Finals (4-2)

5/27	@	Philadelphia	124-117	W	1-0
5/30	@	Philadelphia	94-110	L	1-1
6/1	vs.	Philadelphia	129-108	W	2-1
6/3	vs.	Philadelphia	111-101	W	3-1
6/6	@	Philadelphia	102-135	L	3-2
6/8	vs.	Philadelphia	114-104	W	4-2

1983

Western Conference Semifinals (4-1)

4/24	vs.	Portland	118-97	W	1-0
4/26	vs.	Portland	112-106	W	2-0
4/29	@	Portland	115-109 (OT)	W	3-0
5/1	@	Portland	95-108	L	3-1
5/3	vs.	Portland	116-108	W	4-1

Western Conference Finals (4-2)

5/8	vs.	San Antonio	119-107	W	1-0
5/10	vs.	San Antonio	113-122	L	1-1
5/13	@	San Antonio	113-100	W	2-1
5/15	@	San Antonio	129-121	W	3-1
5/18	vs.	San Antonio	112-117	L	3-2
5/20	@	San Antonio	101-100	W	4-2

NBA Finals (0-4)

5/22	@	Philadelphia	107-113	L	0-1
5/26	@	Philadelphia	93-103	L	0-2
5/29	vs.	Philadelphia	94-111	L	0-3
5/31	vs.	Philadelphia	108-115	L	0-4

1984

Western Conference First Round (3-0)

4/18	vs.	Kansas City	116-105	W	1-0
4/20	vs.	Kansas City	109-102	W	2-0
4/22	@	Kansas City	108-102	W	3-0

Western Conference Semifinals (4-1)

4/28	vs.	Dallas	134-91	W	1-0
5/1	vs.	Dallas	109-101	W	2-0
5/4	@	Dallas	115-125	L	2-1
5/6	@	Dallas	122-115 (OT)	W	3-1
5/8	vs.	Dallas	115-99	W	4-1

Western Conference Finals (4-2)

5/12	vs.	Phoenix	110-94	W	1-0
5/15	vs.	Phoenix	118-102	W	2-0
5/18	@	Phoenix	127-135 (OT)	L	2-1
5/20	@	Phoenix	126-115	W	3-1
5/23	vs.	Phoenix	121-126	L	3-2
5/25	@	Phoenix	99-97	W	4-2

NBA Finals (3-4)

5/27	@	Boston	115-109	W	1-0
5/31	@	Boston	121-124 (OT)	L	1-1
6/3	vs.	Boston	137-104	W	2-1
6/6	vs.	Boston	125-129 (OT)	L	2-2
6/8	@	Boston	103-121	L	2-3
6/10	vs.	Boston	119-108	W	3-3
6/12	@	Boston	102-111	L	3-4





1985

Western Conference First Round (3-0)				
4/18	vs.	Phoenix	142-114	W 1-0
4/20	vs.	Phoenix	147-130	W 2-0
4/23	@	Phoenix	119-103	W 3-0

Western Conference Semifinals (4-1)				
4/27	vs.	Portland	105-101	W 1-0
4/30	vs.	Portland	134-118	W 2-0
5/3	@	Portland	130-126	W 3-0
5/5	@	Portland	107-115	L 3-1
5/7	vs.	Portland	139-120	W 4-1

Western Conference Finals (4-1)				
5/11	vs.	Denver	139-122	W 1-0
5/14	vs.	Denver	114-136	L 1-1
5/17	@	Denver	136-118	W 2-1
5/19	@	Denver	120-116	W 3-1
5/22	vs.	Denver	153-109	W 4-1

NBA Finals (4-2)				
5/27	@	Boston	114-148	L 0-1
5/30	@	Boston	109-102	W 1-1
6/2	vs.	Boston	136-111	W 2-1
6/5	vs.	Boston	105-107	L 2-2
6/7	vs.	Boston	120-111	W 3-2
6/9	@	Boston	111-100	W 4-2

1986

Western Conference First Round (3-0)				
4/17	vs.	San Antonio	135-88	W 1-0
4/19	vs.	San Antonio	122-94	W 2-0
4/23	@	San Antonio	114-94	W 3-0

Western Conference Semifinals (4-2)				
4/27	vs.	Dallas	130-116	W 1-0
4/30	vs.	Dallas	117-113	W 2-0
5/2	@	Dallas	108-110	L 2-1
5/4	@	Dallas	118-120	L 2-2
5/6	vs.	Dallas	116-113	W 3-2
5/8	@	Dallas	120-107	W 4-2

Western Conference Finals (1-4)				
5/10	vs.	Houston	119-107	W 1-0
5/13	vs.	Houston	102-112	L 1-1
5/16	@	Houston	109-117	L 1-2
5/18	@	Houston	95-105	L 1-3
5/21	vs.	Houston	112-114	L 1-4

1987

Western Conference First Round (3-0)				
4/23	vs.	Denver	128-95	W 1-0
4/25	vs.	Denver	139-127	W 2-0
4/29	@	Denver	140-103	W 3-0

Western Conference Semifinals (4-1)				
5/5	vs.	Golden State	125-116	W 1-0
5/7	vs.	Golden State	116-101	W 2-0
5/9	@	Golden State	133-108	W 3-0
5/10	@	Golden State	121-139	L 3-1
5/12	vs.	Golden State	118-106	W 4-1

Western Conference Finals (4-0)				
5/16	vs.	Seattle	92-87	W 1-0
5/19	vs.	Seattle	112-104	W 2-0
5/23	@	Seattle	122-121	W 3-0
5/25	@	Seattle	133-102	W 4-0

NBA Finals (4-2)				
6/2	vs.	Boston	126-113	W 1-0
6/4	vs.	Boston	141-122	W 2-0
6/7	@	Boston	103-109	L 2-1
6/9	@	Boston	107-106	W 3-1
6/11	@	Boston	108-123	L 3-2
6/14	vs.	Boston	106-93	W 4-2

1988

Western Conference First Round (3-0)				
4/29	vs.	San Antonio	122-110	W 1-0
5/1	vs.	San Antonio	130-112	W 2-0
5/3	@	San Antonio	109-107	W 3-0

Western Conference Semifinals (4-3)				
5/8	vs.	Utah	110-91	W 1-0
5/10	vs.	Utah	97-101	L 1-1
5/13	@	Utah	89-96	L 1-2
5/15	@	Utah	113-100	W 2-2
5/17	vs.	Utah	111-109	W 3-2
5/19	@	Utah	80-108	L 3-3
5/21	vs.	Utah	109-98	W 4-3

Western Conference Finals (4-3)				
5/23	vs.	Dallas	113-98	W 1-0
5/25	vs.	Dallas	123-101	W 2-0
5/27	@	Dallas	94-106	L 2-1
5/29	@	Dallas	104-118	L 2-2
5/31	vs.	Dallas	119-102	W 3-2
6/2	@	Dallas	103-105	L 3-3
6/4	vs.	Dallas	117-102	W 4-3

NBA Finals (4-3)				
6/7	vs.	Detroit	103-105	L 0-1
6/9	vs.	Detroit	108-96	W 1-1
6/12	@	Detroit	99-86	W 2-1
6/14	@	Detroit	86-111	L 2-2
6/16	@	Detroit	94-104	L 2-3
6/19	vs.	Detroit	103-102	W 3-3
6/21	vs.	Detroit	108-105	W 4-3

1989

Western Conference First Round (3-0)				
4/27	vs.	Portland	128-108	W 1-0
4/30	vs.	Portland	113-105	W 2-0
5/3	@	Portland	116-108	W 3-0

Western Conference Semifinals (4-0)				
5/7	vs.	Seattle	113-102	W 1-0
5/10	vs.	Seattle	130-108	W 2-0
5/12	@	Seattle	91-86	W 3-0
5/14	@	Seattle	97-95	W 4-0

Western Conference Finals (4-0)				
5/20	vs.	Phoenix	127-119	W 1-0
5/23	vs.	Phoenix	101-95	W 2-0
5/26	@	Phoenix	110-107	W 3-0
5/28	@	Phoenix	122-117	W 4-0

NBA Finals (0-4)				
6/6	@	Detroit	97-109	L 0-1
6/8	@	Detroit	105-108	L 0-2
6/11	vs.	Detroit	110-114	L 0-3
6/13	vs.	Detroit	97-105	L 0-4

1990

Western Conference First Round (3-1)				
4/27	vs.	Houston	101-89	W 1-0
4/29	vs.	Houston	104-100	W 2-0
5/1	@	Houston	108-114	L 2-1
5/3	@	Houston	109-88	W 3-1

Western Conference Semifinals (1-4)				
5/8	vs.	Phoenix	102-104	L 0-1
5/10	vs.	Phoenix	124-100	W 1-1
5/12	@	Phoenix	103-117	L 1-2
5/13	@	Phoenix	101-114	L 1-3
5/15	vs.	Phoenix	103-106	L 1-4





ALL-TIME PLAYOFF SCORES

1991

Western Conference First Round (3-0)

4/25	vs. Houston	94-92	W	1-0
5/27	vs. Houston	109-98	W	2-0
5/30	@ Houston	94-90	W	3-0

Western Conference Semifinals (4-1)

5/5	vs. Golden State	126-116	W	1-0
5/8	vs. Golden State	124-125	L	1-1
5/10	@ Golden State	115-112	W	2-1
5/12	@ Golden State	123-107	W	3-1
5/14	vs. Golden State	124-119 (OT)	W	4-1

Western Conference Finals (4-2)

5/18	@ Portland	111-106	W	1-0
5/21	@ Portland	98-109	L	1-1
5/24	vs. Portland	106-92	W	2-1
5/26	vs. Portland	116-95	W	3-1
5/28	@ Portland	84-95	L	3-2
5/30	vs. Portland	91-90	W	4-2

NBA Finals (1-4)

6/2	@ Chicago	93-91	W	1-0
6/5	@ Chicago	86-107	L	1-1
6/7	vs. Chicago	96-104 (OT)	L	1-2
6/9	vs. Chicago	82-97	L	1-3
6/12	vs. Chicago	101-108	L	1-4

1992

Western Conference First Round (1-3)

4/23	@ Portland	102-115	L	0-1
4/25	@ Portland	79-101	L	0-2
4/29	vs. Portland	121-119 (OT)	W	1-2
5/3	vs. Portland*	76-102	L	1-3

* Game played in Las Vegas

1993

Western Conference First Round (2-3)

4/30	@ Phoenix	107-103	W	1-0
5/2	@ Phoenix	86-81	W	2-0
5/4	vs. Phoenix	102-107	L	2-1
5/6	vs. Phoenix	86-101	L	2-2
5/9	@ Phoenix	104-112 (OT)	L	2-3

1995

Western Conference First Round (3-1)

4/23	@ Seattle	71-96	L	0-1
4/29	@ Seattle	84-82	W	1-1
5/1	vs. Seattle	105-101	W	2-1
5/4	vs. Seattle	114-110	W	3-1

Western Conference Semifinals (2-4)

5/6	@ San Antonio	94-110	L	0-1
5/8	@ San Antonio	90-97 (OT)	L	0-2
5/12	vs. San Antonio	92-85	W	1-2
5/14	vs. San Antonio	71-80	L	1-3
5/16	@ San Antonio	98-96 (OT)	W	2-3
5/18	vs. San Antonio	88-100	L	2-4

1996

Western Conference First Round (1-3)

4/25	vs. Houston	83-87	L	0-1
4/27	vs. Houston	104-94	W	1-1
4/30	@ Houston	98-104	L	1-2
5/2	@ Houston	94-102	L	1-3

1997

Western Conference First Round (3-1)

4/25	vs. Portland	95-77	W	1-0
4/27	vs. Portland	107-93	W	2-0
4/30	@ Portland	90-98	L	2-1
5/2	@ Portland	95-91	W	3-1

Western Conference Semifinals (1-4)

5/4	@ Utah	77-93	L	0-1
5/6	@ Utah	101-103	L	0-2
5/8	vs. Utah	104-84	W	1-2
5/10	vs. Utah	95-110	L	1-3
5/12	@ Utah	93-98	L	1-4

1998

Western Conference First Round (3-1)

4/24	vs. Portland	104-102	W	1-0
4/26	vs. Portland	108-99	W	2-0
4/28	@ Portland	94-99	L	2-1
4/30	@ Portland	110-99	W	3-1

Western Conference Semifinals (4-1)

5/4	@ Seattle	92-106	L	0-1
5/6	@ Seattle	92-68	W	1-1
5/8	vs. Seattle	119-103	W	2-1
5/10	vs. Seattle	112-100	W	3-1
5/12	@ Seattle	110-95	W	4-1

Western Conference Finals (0-4)

5/16	@ Utah	77-112	L	0-1
5/18	@ Utah	95-99	L	0-2
5/22	vs. Utah	98-109	L	0-3
5/24	vs. Utah	92-96	L	0-4

1999

Western Conference First Round (3-1)

5/9	vs. Houston	101-100	W	1-0
5/11	vs. Houston	110-98	W	2-0
5/13	@ Houston	88-102	L	2-1
5/15	@ Houston	98-88	W	3-1

Western Conference Semifinals (0-4)

5/17	@ San Antonio	81-87	L	0-1
5/19	@ San Antonio	76-79	L	0-2
5/22	vs. San Antonio	91-103	L	0-3
5/23	vs. San Antonio	107-118	L	0-4

2000

Western Conference First Round (3-2)

4/23	vs. Sacramento	117-107	W	1-0
4/27	vs. Sacramento	113-89	W	2-0
4/30	@ Sacramento	91-99	L	2-1
5/2	@ Sacramento	88-101	L	2-2
5/5	vs. Sacramento	113-86	W	3-2

Western Conference Semifinals (4-1)

5/7	vs. Phoenix	105-77	W	1-0
5/10	vs. Phoenix	97-96	W	2-0
5/12	@ Phoenix	105-99	W	3-0
5/14	@ Phoenix	98-117	L	3-1
5/16	vs. Phoenix	87-65	W	4-1

Western Conference Finals (4-3)

5/20	vs. Portland	109-94	W	1-0
5/22	vs. Portland	77-106	L	1-1
5/26	@ Portland	93-91	W	2-1
5/28	@ Portland	103-91	W	3-1
5/30	vs. Portland	88-96	L	3-2
6/2	@ Portland	93-103	L	3-3
6/4	vs. Portland	89-84	W	4-3

NBA Finals (4-2)

6/7	vs. Indiana	104-87	W	1-0
6/9	vs. Indiana	111-104	W	2-0
6/11	@ Indiana	91-100	L	2-1
6/14	@ Indiana	120-118 (OT)	W	3-1
6/16	@ Indiana	87-120	L	3-2
6/19	vs. Indiana	116-111	W	4-2





2001

Western Conference First Round (3-0)				
4/22	vs.	Portland	106-93	W 1-0
4/26	vs.	Portland	106-88	W 2-0
4/29	@	Portland	99-86	W 3-0

Western Conference Semifinals (4-0)				
5/6	vs.	Sacramento	108-105	W 1-0
5/8	vs.	Sacramento	96-90	W 2-0
5/11	@	Sacramento	103-81	W 3-0
5/13	@	Sacramento	119-113	W 4-0

Western Conference Finals (4-0)				
5/19	@	San Antonio	104-90	W 1-0
5/21	@	San Antonio	88-81	W 2-0
5/25	vs.	San Antonio	111-72	W 3-0
5/27	vs.	San Antonio	111-82	W 4-0

NBA Finals (4-1)				
6/6	vs.	Philadelphia	101-107 (OT)	L 0-1
6/8	vs.	Philadelphia	98-89	W 1-1
6/10	@	Philadelphia	96-91	W 2-1
6/13	@	Philadelphia	100-86	W 3-1
6/15	@	Philadelphia	108-96	W 4-1

2002

Western Conference First Round (3-0)				
4/21	vs.	Portland	95-87	W 1-0
4/25	vs.	Portland	103-96	W 2-0
4/28	@	Portland	92-91	W 3-0

Western Conference Semifinals (4-1)				
5/5	vs.	San Antonio	86-80	W 1-0
5/7	vs.	San Antonio	85-88	L 1-1
5/10	@	San Antonio	99-89	W 2-1
5/12	@	San Antonio	87-85	W 3-1
5/14	vs.	San Antonio	93-87	W 4-1

Western Conference Finals (4-3)				
5/18	@	Sacramento	106-99	W 1-0
5/20	@	Sacramento	90-96	L 1-1
5/24	vs.	Sacramento	90-103	L 1-2
5/26	vs.	Sacramento	100-99	W 2-2
5/28	@	Sacramento	91-92	L 2-3
5/31	vs.	Sacramento	106-102	W 3-3
6/2	@	Sacramento	112-106 (OT)	W 4-3

NBA Finals (4-0)				
6/5	vs.	New Jersey	99-94	W 1-0
6/7	vs.	New Jersey	106-83	W 2-0
6/9	@	New Jersey	106-103	W 3-0
6/12	@	New Jersey	113-107	W 4-0

2003

Western Conference First Round (4-2)				
4/20	@	Minnesota	117-98	W 1-0
4/22	@	Minnesota	91-119	L 1-1
4/24	vs.	Minnesota	110-114 (OT)	L 1-2
4/27	vs.	Minnesota	102-97	W 2-2
4/29	@	Minnesota	120-90	W 3-2
5/1	vs.	Minnesota	101-85	W 4-2

Western Conference Semifinals (2-4)				
5/5	@	San Antonio	82-87	L 0-1
5/7	@	San Antonio	95-114	L 0-2
5/9	vs.	San Antonio	110-95	W 1-2
5/11	vs.	San Antonio	99-95	W 2-2
5/13	@	San Antonio	94-96	L 2-3
5/15	vs.	San Antonio	82-110	L 2-4

2004

Western Conference First Round (4-1)				
4/17	vs.	Houston	72-71	W 1-0
4/19	vs.	Houston	98-84	W 2-0
4/23	@	Houston	91-102	L 2-1
4/25	@	Houston	92-88	W 3-1
4/28	vs.	Houston	97-78	W 4-1

Western Conference Semifinals (4-2)				
5/2	@	San Antonio	78-88	L 0-1
5/5	@	San Antonio	85-95	L 0-2
5/9	vs.	San Antonio	105-81	W 1-2
5/11	vs.	San Antonio	98-90	W 2-2
5/13	@	San Antonio	74-73	W 3-2
5/15	vs.	San Antonio	88-76	W 4-2

Western Conference Finals (4-2)				
5/21	@	Minnesota	97-88	W 1-0
5/23	@	Minnesota	71-89	L 1-1
5/25	vs.	Minnesota	100-89	W 2-1
5/27	vs.	Minnesota	92-85	W 3-1
5/29	@	Minnesota	96-98	L 3-2
5/31	vs.	Minnesota	96-90	W 4-2

NBA Finals (1-4)				
6/6	vs.	Detroit	75-87	L 0-1
6/8	vs.	Detroit	99-91	W 1-1
6/10	@	Detroit	68-88	L 1-2
6/13	@	Detroit	80-88	L 1-3
6/15	@	Detroit	87-100	L 1-4

2006

Western Conference First Round (3-4)				
4/23	@	Phoenix	102-107	L 0-1
4/26	@	Phoenix	99-93	W 1-1
4/28	vs.	Phoenix	99-92	W 2-1
4/30	vs.	Phoenix	99-98 (OT)	W 3-1
5/2	@	Phoenix	97-114	L 3-2
5/4	vs.	Phoenix	118-126 (OT)	L 3-3
5/6	@	Phoenix	90-121	L 3-4

2007

Western Conference First Round (1-4)				
4/22	@	Phoenix	87-95	L 0-1
4/24	@	Phoenix	98-126	L 0-2
4/26	vs.	Phoenix	95-89	W 1-2
4/29	vs.	Phoenix	100-113	L 1-3
5/2	@	Phoenix	110-119	L 1-4

2008

Western Conference First Round (4-0)				
4/20	vs.	Denver	128-114	W 1-0
4/23	vs.	Denver	122-107	W 2-0
4/26	@	Denver	102-84	W 3-0
4/28	@	Denver	107-101	W 4-0

Western Conference Semifinals (4-2)				
5/4	vs.	Utah	109-98	W 1-0
5/7	vs.	Utah	120-110	W 2-0
5/9	@	Utah	99-104	L 2-1
5/11	@	Utah	115-123 (OT)	L 2-2
5/14	vs.	Utah	111-104	W 3-2
5/16	@	Utah	108-105	W 4-2

Western Conference Finals (4-1)				
5/21	vs.	San Antonio	89-85	W 1-0
5/23	vs.	San Antonio	101-71	W 2-0
5/25	@	San Antonio	84-103	L 2-1
5/27	@	San Antonio	93-91	W 3-1
5/29	vs.	San Antonio	100-92	W 4-1

NBA Finals (2-4)				
6/5	@	Boston	88-98	L 0-1
6/8	@	Boston	102-108	L 0-2
6/10	vs.	Boston	87-81	W 1-2
6/12	vs.	Boston	91-97	L 1-3
6/15	vs.	Boston	103-98	W 2-3
6/17	@	Boston	92-131	L 2-4





ALL-TIME PLAYOFF SCORES

2009

Western Conference First Round (4-1)

4/19	vs. Utah	113-100	W	1-0
4/21	vs. Utah	119-109	W	2-0
4/23	@ Utah	86-88	L	2-1
4/25	@ Utah	108-94	W	3-1
4/27	vs. Utah	107-96	W	4-1

Western Conference Semifinals (4-3)

5/4	vs. Houston	92-100	L	0-1
5/6	vs. Houston	111-98	W	1-1
5/8	@ Houston	108-94	W	2-1
5/10	@ Houston	87-99	L	2-2
5/12	vs. Houston	118-78	W	3-2
5/14	@ Houston	80-95	L	3-3
5/17	vs. Houston	89-70	W	4-3

Western Conference Finals (4-2)

5/19	vs. Denver	105-103	W	1-0
5/21	vs. Denver	103-106	L	1-1
5/23	@ Denver	103-97	W	2-1
5/25	@ Denver	101-120	L	2-2
5/27	vs. Denver	103-94	W	3-2
5/29	@ Denver	119-92	W	4-2

NBA Finals (4-1)

6/4	vs. Orlando	100-75	W	1-0
6/7	vs. Orlando	101-96 (OT)	W	2-0
6/9	@ Orlando	104-108	L	2-1
6/11	@ Orlando	99-91 (OT)	W	3-1
6/14	@ Orlando	99-86	W	4-1

2010

Western Conference First Round (4-2)

4/18	vs. Oklahoma City	87-79	W	1-0
4/20	vs. Oklahoma City	95-92	W	2-0
4/22	@ Oklahoma City	96-101	L	2-1
4/24	@ Oklahoma City	89-110	L	2-2
4/27	vs. Oklahoma City	111-87	W	3-2
4/30	@ Oklahoma City	95-94	W	4-2

Western Conference Semifinals (4-0)

5/2	vs. Utah	104-99	W	1-0
5/4	vs. Utah	111-103	W	2-0
5/8	@ Utah	111-110	W	3-0
5/10	@ Utah	111-96	W	4-0

Western Conference Finals (4-2)

5/17	vs. Phoenix	128-107	W	1-0
5/19	vs. Phoenix	124-112	W	2-0
5/23	@ Phoenix	109-118	L	2-1
5/25	@ Phoenix	106-115	L	2-2
5/27	vs. Phoenix	103-101	W	3-2
5/29	@ Phoenix	111-103	W	4-2

NBA Finals (4-3)

6/3	vs. Boston	102-89	W	1-0
6/6	vs. Boston	94-103	L	1-1
6/8	@ Boston	91-84	W	2-1
6/10	@ Boston	89-96	L	2-2
6/13	@ Boston	86-92	L	2-3
6/15	vs. Boston	89-67	W	3-3
6/17	vs. Boston	83-79	W	4-3

2011

Western Conference First Round (4-2)

4/17	vs. New Orleans	100-109	L	0-1
4/20	vs. New Orleans	87-78	W	1-1
4/22	@ New Orleans	100-86	W	2-1
4/24	@ New Orleans	88-93	L	2-2
4/26	vs. New Orleans	106-90	W	3-2
4/28	@ New Orleans	98-80	W	4-2

Western Conference Semifinals (0-4)

5/2	vs. Dallas	94-96	L	0-1
5/4	vs. Dallas	81-93	L	0-2
5/6	@ Dallas	92-98	L	0-3
5/8	@ Dallas	86-122	L	0-4

2012

Western Conference First Round (4-3)

4/29	vs. Denver	103-88	W	1-0
5/1	vs. Denver	104-100	W	2-0
5/4	@ Denver	84-99	L	2-1
5/6	@ Denver	92-88	W	3-1
5/8	vs. Denver	99-102	L	3-2
5/10	@ Denver	96-113	L	3-3
5/12	vs. Denver	96-87	W	4-3

Western Conference Semifinals (1-4)

5/14	@ Oklahoma City	90-119	L	0-1
5/16	@ Oklahoma City	75-77	L	0-2
5/18	vs. Oklahoma City	99-96	W	1-2
5/19	vs. Oklahoma City	100-103	L	1-3
5/21	@ Oklahoma City	90-106	L	1-4

2013

Western Conference First Round (0-4)

4/21	@ San Antonio	79-91	L	0-1
4/24	@ San Antonio	91-102	L	0-2
4/26	vs. San Antonio	89-120	L	0-3
4/28	vs. San Antonio	82-103	L	0-4





THE OPPONENTS

- 306** Atlanta Hawks
- 307** Boston Celtics
- 308** Brooklyn Nets
- 309** Charlotte Hornets
- 310** Chicago Bulls
- 311** Cleveland Cavaliers
- 312** Dallas Mavericks
- 313** Denver Nuggets
- 314** Detroit Pistons
- 315** Golden State Warriors
- 316** Houston Rockets
- 317** Indiana Pacers
- 318** Los Angeles Clippers
- 319** Memphis Grizzlies
- 320** Miami Heat
- 321** Milwaukee Bucks
- 322** Minnesota Timberwolves
- 323** New Orleans Pelicans
- 324** New York Knicks
- 325** Oklahoma City Thunder
- 326** Orlando Magic
- 327** Philadelphia 76ers
- 328** Phoenix Suns
- 329** Portland Trail Blazers
- 330** Sacramento Kings
- 331** San Antonio Spurs
- 332** Toronto Raptors
- 333** Utah Jazz
- 334** Washington Wizards



Atlanta Hawks

Centennial Tower, 101 Marietta St., Suite 1900, Atlanta, GA 30303
 phone: (404) 878-3800 / www.hawks.com

BASKETBALL DIRECTORY / GENERAL INFORMATION

Principal Owner & Chair of Board of Directors/NBA Governor:

Tony Ressler

Head of Basketball Operations & General Manager: Travis Schlenk

Head Coach: Mike Budenholzer

Assistant Coaches: Darvin Ham, Taylor Jenkins, Chris Jent, Charles Lee, Patrick St. Andrews, Ben Sullivan

Head Athletic Trainer: Scottie Parker

Senior VP, Public Relations: Garin Narain

Director, Basketball Communications: Jon Steinberg

Senior Manager, Basketball Communications: Jason Rouse

Home Court: Philips Arena (18,047) - opened in 1999

Colors: Torch Red, Georgia Granite Gray, Volt Green

Radio: 92.9 FM The Game - Steve Holman

Television: FOX Sports Southeast - Bob Rathbun, Dominique Wilkins, Andre Aldridge, Olivia Harlan

FRANCHISE TIMELINE / LAKERS RECORD

Tri-Cities Blackhawks	(founded 1949-50)	W/L: 12-0
Milwaukee Hawks	(founded 1951-52)	W/L: 30-12
St. Louis Hawks	(founded 1955-56)	W/L: 68-79
Atlanta Hawks	(founded 1968-69)	W/L: 77-48

ALL-TIME WIN / LOSS

	Home	Away	Neutral	Overall
Minneapolis Era	22-15	18-25	21-14	61-54
Los Angeles Era	72-34	51-50	3-1	126-85
All-Time Totals	94-49	69-75	24-15	187-139
Lakers vs. Atlanta	45-18	32-30	-	77-48

2016-17 RESULTS

11/2/16	@ Atlanta	123-116 (W)
11/27/16	vs. Atlanta	109-94 (W)

2017-18 MEETINGS

1/7/18	vs. Atlanta	6:30 pm
2/26/18	@ Atlanta	4:30 pm

LAKERS 2016-17 STATISTICS VS. ATLANTA

	G	GS	MIN	FG	FGA	FG%	FG3	FG3A	FG3%	FT	FTA	FT%	OFF DEF	TOT	AST	PF	DQ	STL	TO	BLK	PTS	P/G		
Russell	1	1	31	9	19	.474	1	3	.333	4	4	1.000	1	3	4	8	1	0	2	4	3	23	23.0	
Williams	2	0	50	11	24	.458	4	11	.364	13	13	1.000	0	7	7	7	4	0	2	2	0	39	19.5	
Clarkson	2	0	55	15	30	.500	2	7	.286	4	6	.667	1	5	6	8	4	0	3	3	1	36	18.0	
Young	2	2	49	12	23	.522	7	12	.583	3	3	1.000	1	1	2	2	3	0	1	1	0	34	17.0	
Nance	2	0	58	12	18	.667	0	2	.000	0	0	---	5	12	17	4	4	0	2	4	1	24	12.0	
Calderon	1	1	13	4	5	.800	0	0	---	1	1	1.000	0	1	1	4	2	0	1	0	0	9	9.0	
Randle	1	1	28	3	7	.429	0	1	.000	3	4	.750	2	4	6	2	4	0	1	2	1	9	9.0	
Robinson	1	1	15	4	11	.364	0	0	---	1	2	.500	5	3	3	8	0	1	0	0	1	0	9	9.0
Deng	2	2	45	6	16	.375	1	3	.333	4	4	1.000	3	11	14	3	1	0	3	2	1	17	8.5	
Zubac	1	1	19	3	4	.750	0	0	---	0	0	---	2	2	4	0	4	0	1	0	0	6	6.0	
Black	2	0	44	5	11	.455	0	0	---	1	1	1.000	4	7	11	1	6	0	2	1	3	11	5.5	
Ingram	2	0	50	4	12	.333	2	3	.667	0	0	---	0	10	10	2	5	0	0	3	1	10	5.0	
Mozgov	1	1	20	2	5	.400	0	0	---	1	2	.500	2	3	5	2	1	0	0	0	0	5	5.0	
Huertias	1	0	1	0	0	---	0	0	---	0	0	---	0	0	0	1	0	0	0	1	0	0	0.0	

CURRENT STREAK

Won 2

LAST ROAD LOSS

12/4/15 (87-100)

FEWEST POINTS SCORED*

74 vs. St. Louis, 12/29/55
 75 @ Atlanta, 2/28/97

CURRENT HOME STREAK

Won 1

LARGEST WINNING MARGIN

47 vs. Milwaukee, 12/16/51 (99-52)
 46 vs. Atlanta, 1/9/04 (113-67)

FEWEST POINTS ALLOWED*

67 vs. Mil. Hawks, 11/6/54
 67 vs. Atlanta, 1/9/04

CURRENT ROAD STREAK

Won 1

LARGEST LOSING MARGIN

43 @ St. Louis, 2/14/59 (96-139)
 29 vs. Atlanta, 3/4/16 (77-106)

HIGH INDIV. GAME (LAKERS)

52, E. Baylor vs. St. Louis, 12/13/61
 52, E. Baylor vs. St. Louis, 12/11/61
 42, J. West vs. Atlanta, 2/12/70

LAST HOME WIN

11/27/16 (109-94)

MOST POINTS SCORED

141 vs. Atlanta, 2/14/86

HIGH INDIV. GAME (HAWKS)

49, B. Pettit vs. St. Louis, 12/13/61
 48, J. Drew vs. Atlanta, 2/12/78

LAST ROAD WIN

11/2/16 (123-116)

MOST POINTS ALLOWED

139 @ St. Louis, 2/14/59
 129 @ Atlanta, 10/11/73

LAST HOME LOSS

3/4/16 (77-106)





Boston Celtics

226 Causeway St., 4th Floor, Boston, MA 02114
 phone: (617) 854-8000 / fax: (617) 523-5949 / www.celtics.com

BASKETBALL DIRECTORY / GENERAL INFORMATION

Managing Partner, Governor & CEO: Wyc Grousbeck
President of Basketball Operations: Danny Ainge
Head Coach: Brad Stevens
Assistant Coaches: Jamie Young, Jay Larranaga, Walter McCarty, Micah Shrewsberry, Jerome Allen
Head Athletic Trainer: Ed Lacerie
Vice President, Media Services / Alumni Relations: Jeff Twiss
Sr. Director of Public Relations: Heather Walker
Media Services Manager: Brian Olive
Home Court: TD Garden (18,624) - opened in 1995
Colors: Green, Gold, Black, Brown, Beige and White
Radio: 98.5 FM The Sports Hub - Sean Grande, Cedric Maxwell
Television: NBC Sports Boston - Mike Gorman, Tommy Heinsohn, Abby Chin



FRANCHISE TIMELINE

Boston Celtics (founded 1946-47)

ALL-TIME WIN / LOSS

	Home	Away	Neutral	Overall
Minneapolis Era	22-8	10-27	5-19	37-54
Los Angeles Era	52-43	39-53	0-8	91-104
All-Time Totals	74-51	49-80	5-27	128-158

2016-17 RESULTS

2/3/17 @ Boston 107-113 (L)
 3/3/17 vs. Boston 95-115 (L)

2017-18 MEETINGS

11/8/17 @ Boston 5:00 pm (ESPN)
 1/23/18 vs. Boston 7:30 pm (TNT)

LAKERS 2015-16 STATISTICS VS. BOSTON

	G	GS	MIN	FG	FGA	FG%	FG3	FG3A	FG3%	FT	FTA	FT%	OFF	DEF	TOT	AST	PF	DQ	STL	TO	BLK	PTS	P/G
Williams	1	0	23	5	14	.357	3	9	.333	8	10	.800	0	4	4	4	0	0	0	1	0	21	21.0
Russell	2	2	62	15	32	.469	4	14	.286	3	4	.750	2	7	9	10	4	0	2	5	2	37	18.5
Nance	2	0	52	11	19	.579	0	0	---	4	6	.667	6	9	15	8	7	0	5	2	1	26	13.0
Randle	1	1	29	5	13	.385	0	0	---	3	3	1.000	1	6	7	3	2	0	0	1	0	13	13.0
Young	2	2	49	9	24	.375	8	19	.421	0	0	---	1	2	3	3	4	0	3	2	1	26	13.0
Clarkson	2	0	51	8	26	.308	1	11	.091	5	5	1.000	1	4	5	4	3	0	6	4	1	22	11.0
Ingram	2	1	58	5	12	.417	2	5	.400	2	2	1.000	2	8	10	3	7	0	1	5	0	14	7.0
Nwaba	1	0	20	2	2	1.000	0	0	---	3	4	.750	0	2	2	0	3	0	0	0	1	7	7.0
Brewer (LAL)	1	0	12	3	4	.750	0	0	---	0	0	---	0	3	3	1	1	0	0	0	0	6	6.0
Black	2	2	36	3	10	.300	0	0	---	3	6	.500	5	5	10	2	5	0	0	1	2	9	4.5
Zubac	2	0	27	4	8	.500	0	0	---	1	4	.250	0	3	3	3	2	0	2	1	2	9	4.5
Mozgov	1	1	15	1	4	.250	0	0	---	2	2	1.000	1	5	6	1	4	0	0	1	0	4	4.0
Deng	1	1	20	1	5	.200	1	2	.500	0	0	---	1	5	6	1	0	0	0	1	0	3	3.0
Huertas	1	0	8	1	1	1.000	1	1	1.000	0	0	---	0	1	1	2	0	0	0	0	0	3	3.0
Ennis (LAL)	1	0	16	1	7	.143	0	1	.000	0	0	---	1	1	2	2	2	0	1	2	0	2	2.0

CURRENT STREAK

Lost 3

LAST HOME LOSS

3/3/17 (95-115)

MOST POINTS ALLOWED

173 @ Boston, 2/27/59
 140 @ Boston, 12/17/60

CURRENT HOME STREAK

Lost 2

LAST ROAD LOSS

2/3/17 (107-113)

FEWEST POINTS SCORED*

75 @ Boston, 11/11/55
 78 @ Boston, 11/27/63

CURRENT ROAD STREAK

Lost 1

LARGEST WINNING MARGIN

37 @ Boston, 2/11/68 (141-104)

FEWEST POINTS ALLOWED*

73 @ Boston, 3/16/69

LAST HOME WIN

2/22/15 (118-111 OT)

LARGEST LOSING MARGIN

44 @ Boston, 11/11/55 (75-119)
 36 @ Boston, 11/27/63 (78-114)

HIGH INDIV. GAME (LAKERS)

50, E. Baylor @ Boston, 2/13/63

LAST ROAD WIN

12/30/15 (112-104)

MOST POINTS SCORED

141 @ Boston, 2/11/68

HIGH INDIV. GAME (CELTICS)

42, P. Pierce vs. Boston, 3/13/01



* since introduction of the shot clock in 1954-55



BROOKLYN NETS



Brooklyn Nets

15 MetroTech Center, 11th Floor, Brooklyn, NY 11201
phone: (718) 933-3000 / www.brooklynnets.com

BASKETBALL DIRECTORY / GENERAL INFORMATION

Principal Owner: Mikhail Prokhorov

General Manager: Sean Marks

Head Coach: Kenny Atkinson

Assistant Coaches: Jacque Vaughn, Chris Fleming, Bret Brielmaier

Head Athletic Trainer/Physical Therapist: Lloyd Beckett

Senior Director, Public Relations: Aaron Harris

Senior Managers, Public Relations: Eli Pearlstein, Mitch Heckart

Home Court: Barclays Center (17,732) - opened in 2012

Colors: Black and White

Radio: WFAN (660 AM / 101.9 FM) - Chris Carrino, Tim Capstraw

Television: YES Network - Ian Eagle, Ryan Ruocco, Sarah Kustok, Jim Spanarkel, Michael Grady

FRANCHISE TIMELINE

New York Nets	(founded 1976-77)	W/L: 4-0
New Jersey Nets	(founded 1977-78)	W/L: 52-19
Brooklyn Nets	(founded 2012-13)	W/L: 6-4

ALL-TIME WIN / LOSS

	Home	Away	Neutral	Overall
Lakers vs. Nets	33-10	29-13	-	62-23

2016-17 RESULTS

11/15/16 vs. Brooklyn 125-118 (W)
12/14/16 @ Brooklyn 97-107 (L)

2017-18 MEETINGS

11/3/17 vs. Brooklyn 7:30 pm
2/2/18 @ Brooklyn 4:30 pm

LAKERS 2016-17 STATISTICS VS. BROOKLYN

	G	GS	MIN	FG	FGA	FG%	FG3	FG3A	FG3%	FT	FTA	FT%	OFF DEF	TOT	AST	PF	DQ	STL	TO	BLK	PTS	P/G	
Russell	2	2	54	13	30	.433	9	18	.500	8	12	.667	2	9	11	6	5	0	4	5	0	43	21.5
Mozgov	2	2	61	11	21	.524	0	0	---	10	12	.833	9	10	19	1	7	0	1	1	1	32	16.0
Clarkson	2	0	47	10	24	.417	1	7	.143	4	6	.667	3	4	7	4	6	0	6	5	0	25	12.5
Black	1	0	13	4	6	.667	0	0	---	4	5	.800	5	4	9	1	1	0	0	0	0	12	12.0
Randle	2	2	62	7	16	.438	0	0	---	9	15	.600	2	22	24	11	6	0	0	3	0	23	11.5
Williams	2	0	41	7	23	.304	0	6	.000	8	8	1.000	1	3	4	3	4	0	2	5	0	22	11.0
Deng	2	2	53	7	18	.389	1	5	.200	4	8	.500	6	7	13	2	3	0	1	0	1	19	9.5
Young	2	2	57	7	23	.304	4	16	.250	1	1	1.000	3	2	5	3	4	0	1	1	1	19	9.5
Ingram	2	0	50	5	14	.357	0	3	.000	7	10	.700	0	4	4	1	1	0	0	1	2	17	8.5
Nance	2	0	40	5	8	.625	0	0	---	0	0	---	1	7	8	3	6	0	2	0	3	10	5.0

CURRENT STREAK

Lost 1

LAST ROAD LOSS

12/14/16 (97-107)

FEWEST POINTS ALLOWED

80 vs. New Jersey, 11/26/99

CURRENT HOME STREAK

Won 2

LARGEST WINNING MARGIN

27 vs. New Jersey, 11/25/08 (120-93)

HIGH INDIV. GAME (LAKERS)

50, S. O'Neal @ New Jersey, 4/2/98

CURRENT ROAD STREAK

Lost 1

LARGEST LOSING MARGIN

27 @ New Jersey, 12/19/02 (71-98)

HIGH INDIV. GAME (NETS)

50, S. Marbury @ New Jersey, 2/13/01

LAST HOME WIN

11/15/16 (125-118)

MOST POINTS SCORED

147 vs. New Jersey, 11/25/83

LAST ROAD WIN

11/6/15 (104-98)

MOST POINTS ALLOWED

123 vs. New Jersey, 11/25/83

LAST HOME LOSS

2/20/15 (105-114)

FEWEST POINTS SCORED

71 @ New Jersey, 12/19/02





Charlotte Hornets

333 E. Trade Street, Charlotte, NC 28202
 phone: (704) 688-8600 / www.hornets.com

BASKETBALL DIRECTORY / GENERAL INFORMATION

Chairman: Michael Jordan
Vice Chairman: Curtis Polk
General Manager: Rich Cho
Head Coach: Steve Clifford
Associate Head Coach: Stephen Silas
Assistant Coaches: Pat Delaney, Steve Hetzel, Mike Batiste, Eddie Jordan, Bruce Kruetzer
Head Athletic Trainer: Steve Stricker
Communications: Mike Cristaldi, Josh Rosen, Brian Travis
Home Court: Spectrum Center (19,077)
Colors: Purple, Teal, Black, Cool Gray and Light Blue
Radio: WFNZ - Steve Martin, Matt Carroll
Television: Fox Sports Southeast - Eric Collins, Dell Curry, Stephanie Ready



FRANCHISE TIMELINE

Charlotte Hornets (founded 1988-89) W/L: 21-8
 Charlotte Bobcats (founded 2004-05) W/L: 10-9
 Charlotte Hornets (founded 2014-15) W/L: 1-5

ALL-TIME WIN / LOSS

	Home	Away	Neutral	Overall
Lakers vs. Hornets	18-10	14-12	-	32-22

2016-17 RESULTS

12/20/16 @ Charlotte 113-117 (L)
 2/28/17 vs. Charlotte 104-109 (L)

2017-18 MEETINGS

12/9/17 @ Charlotte 4:00 pm
 1/5/18 vs. Charlotte 7:30 pm

LAKERS 2016-17 STATISTICS VS. CHARLOTTE

	G	GS	MIN	FG	FGA	FG%	FG3	FG3A	FG3%	FT	FTA	FT%	OFF	DEF	TOT	AST	PF	DQ	STL	TO	BLK	PTS	P/IG
Clarkson	2	0	64	16	27	.593	8	13	.615	1	1	1.000	0	6	6	8	7	0	2	4	1	41	20.5
Young	2	2	58	14	29	.483	10	20	.500	1	1	1.000	0	2	2	0	3	0	0	1	0	39	19.5
Russell	2	2	62	14	30	.467	6	12	.500	4	4	1.000	1	4	5	14	3	0	2	5	2	38	19.0
Williams	1	0	28	5	12	.417	1	4	.250	5	6	.833	1	1	2	8	1	0	2	2	1	16	16.0
Randle	2	2	65	14	26	.538	0	1	.000	3	3	1.000	5	21	26	10	7	0	3	4	7	31	15.5
Black	1	1	14	5	7	.714	0	0	---	1	1	1.000	2	2	4	0	3	0	0	3	2	11	11.0
Deng	1	1	34	5	10	.500	1	4	.250	0	0	---	0	7	7	1	2	0	0	1	3	11	11.0
Brewer (LAL)	1	0	11	1	3	.333	0	2	.000	0	0	---	0	1	1	1	0	0	1	1	1	2	2.0
Ingram	2	1	71	5	14	.357	1	6	.167	1	4	.250	1	8	9	6	5	0	1	1	0	12	6.0
Nance	2	0	41	4	5	.800	1	1	1.000	3	4	.750	2	5	7	2	8	0	3	4	0	12	6.0
Zubac	2	0	11	2	7	.286	0	1	.000	0	0	---	0	3	3	0	1	0	0	0	0	4	2.0
Ennis (LAL)	1	0	4	0	1	.000	0	1	.000	0	0	---	0	0	0	0	0	0	0	0	0	0	0.0
Mozgov	1	1	11	0	2	.000	0	0	---	0	0	---	4	2	6	1	3	0	0	0	0	0	0.0
Nwaba	1	0	5	0	1	.000	0	0	---	0	0	---	0	1	1	0	0	0	0	0	0	0	0.0

CURRENT STREAK

Lost 5

LAST HOME LOSS

2/28/17 (104-109)

MOST POINTS ALLOWED

141 @ Charlotte, 11/24/93

CURRENT HOME STREAK

Lost 2

LAST ROAD LOSS

12/20/16 (113-117)

FEWEST POINTS SCORED

78 @ Charlotte, 11/6/96

CURRENT ROAD STREAK

Lost 3

LARGEST WINNING MARGIN

41 @ Charlotte, 3/12/02 (107-66)

FEWEST POINTS ALLOWED

66 vs. Charlotte, 3/12/02

LAST HOME WIN

11/9/14 (107-92)

LARGEST LOSING MARGIN

20 @ Charlotte, 2/14/11 (109-89)

HIGH INDIV. GAME (LAKERS)

58, K. Bryant @ Charlotte, 12/29/06 (30T)

LAST ROAD WIN

12/14/13 (88-85)

MOST POINTS SCORED

128 vs. Charlotte, 1/15/91


HIGH INDIV. GAME (HORNETS)

40, A. Jefferson vs. Charlotte, 1/31/14





CHICAGO BULLS



Chicago Bulls

1901 West Madison Street, Chicago, IL 60612

phone: (312) 455-4000 / www.bulls.com

BASKETBALL DIRECTORY / GENERAL INFORMATION

Chairman: Jerry Reinsdorf

President & COO: Michael Reinsdorf

Executive Vice President, Basketball Operations: John Paxson

Head Coach: Fred Hoiberg

Associate Head Coach: Jim Boylen

Assistant Coaches: Pete Myers, Randy Brown, Mike Wilhelm,

Nate Loenser

Head Athletic Trainer: Jeff Tanaka

Senior Director of Public & Media Relations: Tim Hallam

Senior Manager of Public & Media Relations: Matt Yob

Managers of Public & Media Relations: Beth Grady, Kristen Deahl

Home Court: United Center (20,917) - opened in 1994

Colors: Red, Black and White

Radio: WLS (AM 890) - Chuck Swirsky, Bill Wennington, Steve Kashul

Spanish Radio: Univision Deportes Radio (1200 AM) - Omar Ramos, Matt Moreno

Television: WGN (Ch. 9) / NBC Sports Chicago - Neil Funk, Stacey King

FRANCHISE TIMELINE

Chicago Bulls (founded 1966-67)

ALL-TIME WIN / LOSS

	Home	Away	Neutral	Overall
Lakers vs. Bulls	47-28	38-34	2-1	87-63

2016-17 RESULTS

11/20/16 vs. Chicago 110-118 (L)
11/30/16 @ Chicago 96-90 (L)

2017-18 MEETINGS

11/21/17 vs. Chicago 7:30 pm
1/26/18 @ Chicago 5:00 pm

LAKERS 2016-17 STATISTICS VS. CHICAGO

	G	GS	MIN	FG	FGA	FG%	FG3	FG3A	FG3%	FT	FTA	FT%	OFF	DEF	TOT	AST	PF	DQ	STL	TO	BLK	PTS	P/G
Williams	2	0	59	12	26	.462	6	9	.667	13	17	.765	1	5	6	8	2	0	3	4	1	43	21.5
Nance	2	0	52	13	19	.684	0	0	---	4	5	.800	5	12	17	4	4	0	4	1	1	30	15.0
Young	1	1	30	5	13	.385	3	8	.375	2	2	1.000	1	5	6	2	2	0	0	1	0	15	15.0
Randle	2	2	56	10	24	.417	0	1	.000	7	12	.583	9	14	23	4	7	0	2	7	1	27	13.5
Clarkson	2	0	59	10	30	.333	1	4	.250	2	3	.667	1	5	6	6	2	0	1	3	0	23	11.5
Deng	2	2	47	5	14	.357	3	6	.500	3	6	.500	1	11	12	1	4	0	3	3	0	16	8.0
Russell	1	1	23	3	11	.273	2	9	.222	0	0	---	0	3	3	7	3	0	2	2	0	8	8.0
Ingram	2	1	62	4	15	.267	0	2	.000	7	10	.700	1	6	7	6	5	0	2	2	1	15	7.5
Calderon	1	1	17	3	4	.750	0	0	---	1	1	1.000	0	0	0	1	0	0	0	3	0	7	7.0
Black	2	0	28	3	5	.600	0	0	---	4	6	.667	4	3	7	1	8	0	1	2	2	10	5.0
Mozgov	2	2	38	5	11	.455	0	0	---	0	0	---	2	2	4	2	5	0	4	5	0	10	5.0
Robinson	1	0	9	1	2	.500	0	0	---	0	0	---	3	3	6	1	1	0	1	0	0	2	2.0

CURRENT STREAK

Won 1

LAST ROAD LOSS

2/21/16 (115-126)

FEWEST POINTS SCORED

76 vs. Chicago, 11/17/74

CURRENT HOME STREAK

Lost 2

LARGEST WINNING MARGIN

28 vs. Chicago, 11/18/07 (106-78)

FEWEST POINTS ALLOWED

72 vs. Chicago, 11/19/06

CURRENT ROAD STREAK

Won 1

LARGEST LOSING MARGIN

23 vs. Chicago, 1/28/16 (91-114)

HIGH INDIV. GAME (LAKERS)

45, E. Baylor @ Chicago, 10/19/66

LAST HOME WIN

1/29/15 (123-118 2OT)

MOST POINTS SCORED

154 vs. Chicago, 11/23/66

HIGH INDIV. GAME (BULLS)

54, M. Jordan vs. Chicago, 11/20/92

LAST ROAD WIN

11/30/16 (96-90)

MOST POINTS ALLOWED

134 @ Chicago, 10/19/66

LAST HOME LOSS

11/20/16 (110-118)





Cleveland Cavaliers
 One Center Court, Cleveland, OH 44115
 phone: (216) 420-2000 / www.cavs.com

BASKETBALL DIRECTORY / GENERAL INFORMATION

Chairman: Dan Gilbert
General Manager: Koby Altman
Head Coach: Tyronn Lue
Associate Head Coach: Larry Drew
Assistant Coaches: Jim Boylan, Mike Longabardi, James Posey, Damon Jones
Head Athletic Trainer: Steve Spiro
Sr. Vice President, Communications: Tad Carper
Director of Basketball Communications: B.J. Evans
Basketball Communications Sr. Manager: Jeff Schaefer
Home Court: Quicken Loans Arena (20,562) - opened in 1994
Colors: Wine and Gold
Radio: WTAM (1100 AM) - John Michael, Jim Chones, Mike Snyder
Spanish Radio: LA MEGA (87.7 FM) - Rafael Hernández Brito
Television: FOX Sports Ohio - Fred McLeod, Austin Carr, Allie Clifton



FRANCHISE TIMELINE

Cleveland Cavaliers (founded 1970-71)

ALL-TIME WIN / LOSS

	Home	Away	Neutral	Overall
Lakers vs. Cavaliers	37-18	24-31	-	61-49

2016-17 RESULTS

12/17/16 @ Cleveland 108-119 (L)
 3/19/17 vs. Cleveland 120-125 (L)

2017-18 MEETINGS

12/14/17 @ Cleveland 5:00 pm (TNT)
 3/11/18 vs. Cleveland 6:00 pm (ESPN)

LAKERS 2016-17 STATISTICS VS. CLEVELAND

	G	GS	MIN	FG	FGA	FG%	FG3	FG3A	FG3%	FT	FTA	FT%	OFF	DEF	TOT	AST	PF	DQ	STL	TO	BLK	PTS	P/G
Russell	1	1	41	14	22	.636	7	12	.583	5	7	.714	0	2	2	6	2	0	2	1	0	40	40.0
Young	1	1	38	12	19	.632	8	14	.571	0	0	---	0	2	2	3	5	0	1	0	0	32	32.0
Clarkson	2	1	72	15	30	.500	6	14	.429	3	3	1.000	4	4	8	7	6	0	0	4	0	39	19.5
Deng	1	1	34	6	11	.545	3	7	.429	0	0	---	2	6	8	3	0	0	1	1	0	15	15.0
Ingram	2	2	81	12	25	.480	1	7	.143	2	2	1.000	2	14	16	10	4	0	0	3	0	27	13.5
Randle	2	2	66	11	24	.458	1	3	.333	3	5	.600	3	8	11	14	6	0	0	6	0	26	13.0
Williams	1	0	27	2	10	.200	0	4	.000	8	10	.800	1	2	3	4	1	0	0	0	1	12	12.0
Zubac	1	1	19	4	7	.571	0	0	---	2	2	1.000	2	4	6	2	1	0	0	0	1	10	10.0
Brewer (LAL)	1	0	19	4	8	.500	0	2	.000	1	1	1.000	2	7	9	0	3	0	1	0	0	9	9.0
Nwaba	1	0	22	3	5	.600	0	0	---	1	2	.500	1	4	5	0	3	0	1	0	0	7	7.0
Nance	2	0	41	3	8	.375	1	1	1.000	0	0	---	2	5	7	3	7	0	0	0	1	7	3.5
Mozgov	1	1	15	1	6	.167	0	0	---	0	0	---	1	3	4	0	1	0	1	1	0	2	2.0
Ennis (LAL)	1	0	5	1	2	.500	0	0	---	0	0	---	0	0	0	1	2	0	1	0	0	2	2.0

CURRENT STREAK

Lost 6

LAST HOME LOSS

3/19/17 (120-125)

MOST POINTS ALLOWED

154 @ Cleveland, 1/29/80 (4OT)
 129 vs. Cleveland, 11/5/85

CURRENT HOME STREAK

Lost 4

LAST ROAD LOSS

12/17/16 (108-119)

FEWEST POINTS SCORED

70 @ Cleveland, 11/5/02

CURRENT ROAD STREAK

Lost 3

LARGEST WINNING MARGIN

55 vs. Cleveland, 1/11/11 (112-57)

FEWEST POINTS ALLOWED

57 vs. Cleveland, 1/11/11

LAST HOME WIN

1/13/13 (113-93)

LARGEST LOSING MARGIN

38 @ Cleveland, 11/30/94 (79-117)

HIGH INDIV. GAME (LAKERS)

47, K. Bryant @ Cleveland, 1/30/01

LAST ROAD WIN

2/5/14 (119-108)

MOST POINTS SCORED

153 @ Cleveland, 1/29/80 (4OT)
 140 vs. Cleveland, 11/11/79

HIGH INDIV. GAME (CAVALIERS)

46, K. Irving vs. Cleveland, 3/19/17





DALLAS MAVERICKS



Dallas Mavericks

American Airlines Center, 2500 Victory Ave., Dallas, TX 75219
phone: (214) 665-4660 / www.mavs.com

BASKETBALL DIRECTORY / GENERAL INFORMATION

Owner: Mark Cuban
President of Basketball Operations / General Manager: Donn Nelson
Head Coach: Rick Carlisle
Assistant Coaches: Melvin Hunt, Kaleb Canales, Jamahl Mosley, Darrell Armstrong, Larry Shyatt
Head Athletic Trainer: Casey Smith
Communications: Sarah Melton, Scott Tomlin, Alan Rakowski
Home Court: American Airlines Center (19,200)
Colors: Blue, Black and Silver
Radio: ESPN Radio (103.3 FM) - Chuck Cooperstein, Brad Davis
Spanish Radio: KFLC (Univision 1270 AM) - Victor Villalba
Television: Fox Sports Southwest - Mark Followill, Derek Harper, Jeff Wade

FRANCHISE TIMELINE

Dallas Mavericks (founded 1980-81)

ALL-TIME WIN / LOSS

	Home	Away	Neutral	Overall
Lakers vs. Mavericks	56-19	48-27	-	104-46

2016-17 RESULTS

11/8/16 vs. Dallas 97-109 (L)
 12/29/16 vs. Dallas 89-101 (L)
 1/22/17 @ Dallas 73-122 (L)
 3/7/17 @ Dallas 111-122 (L)

2017-18 MEETINGS

1/13/18 @ Dallas 11:00 am
 2/10/18 @ Dallas 5:30 pm
 2/23/18 vs. Dallas 7:30 pm (ESPN)
 3/28/18 vs. Dallas 7:30 pm

LAKERS 2016-17 STATISTICS VS. DALLAS

	G	GS	MIN	FG	FGA	FG%	FG3	FG3A	FG3%	FT	FTA	FT%	OFF DEF	TOT	AST	PF	DQ	STL	TO	BLK	PTS	P/IG	
Clarkson	4	0	117	30	53	.566	7	16	.438	2	4	.500	1	4	5	4	4	0	6	9	0	69	17.3
Russell	3	3	90	18	41	.439	5	15	.333	8	9	.889	0	10	10	17	9	0	6	6	0	49	16.3
Young	4	4	107	20	39	.513	12	25	.480	7	7	1.000	0	8	8	2	4	0	1	0	0	59	14.8
Randle	4	4	117	18	34	.529	0	1	.000	19	24	.792	10	28	38	18	14	0	3	16	0	55	13.8
Williams	3	0	64	12	33	.364	3	16	.188	13	15	.867	1	4	5	7	6	0	2	6	0	40	13.3
Ingram	4	2	130	10	31	.323	2	9	.222	5	9	.556	3	12	15	7	12	0	2	7	1	27	6.8
Nance	2	0	30	6	8	.750	0	1	.000	0	0	---	1	3	4	0	3	0	1	1	2	12	6.0
Brewer (LAL)	1	0	13	4	7	.571	1	2	.500	0	0	---	0	2	2	0	1	0	1	0	1	9	9.0
Deng	3	3	83	6	16	.375	1	6	.167	1	2	.500	1	8	9	4	3	0	1	1	2	14	4.7
Ennis (LAL)	1	0	17	4	8	.500	0	2	.000	0	0	---	1	1	2	4	1	0	0	1	0	8	8.0
Mozgov	3	3	56	3	12	.250	0	0	---	2	2	1.000	4	10	14	2	4	0	0	2	0	8	2.7
Robinson	4	0	35	5	8	.625	0	0	---	0	0	---	4	13	17	1	8	0	2	4	1	10	2.5
Nwaba	1	0	8	1	3	.333	0	0	---	0	2	.000	0	1	1	0	1	0	1	0	0	2	2.0
Zubac	1	0	19	1	2	.500	0	0	---	0	0	---	1	3	4	1	1	0	0	1	1	2	2.0
Black	3	1	39	1	7	.143	0	0	---	1	2	.500	3	4	7	2	5	0	0	2	1	3	1.0
Calderon	2	0	24	1	4	.250	0	2	.000	0	0	---	0	3	3	2	0	0	0	2	0	2	1.0
Huerias	1	0	8	0	1	.000	0	0	---	1	2	.500	0	2	2	0	0	0	0	1	0	1	1.0
World Peace	1	0	3	0	2	.000	0	1	.000	0	0	---	1	0	1	0	1	0	0	0	0	0	0.0

CURRENT STREAK

Lost 14

LAST HOME LOSS

12/29/16 (89-101)

MOST POINTS ALLOWED

140 vs. Dallas, 11/21/14

CURRENT HOME STREAK

Lost 7

LAST ROAD LOSS

3/7/17 (111-122)

FEWEST POINTS SCORED

72 @ Dallas, 11/19/02

72 vs. Dallas, 3/11/07

CURRENT ROAD STREAK

Lost 7

LARGEST WINNING MARGIN

35 vs. Dallas, 1/3/10 (131-96)

FEWEST POINTS ALLOWED

70 vs. Dallas, 1/16/12

LAST HOME WIN

4/2/13 (101-81)

LARGEST LOSING MARGIN

49 @ Dallas, 1/22/17 (73-122)

HIGH INDIV. GAME (LAKERS)

62, K. Bryant vs. Dallas, 12/20/05

LAST ROAD WIN

2/24/13 (103-99)

MOST POINTS SCORED

138 vs. Dallas, 3/14/82

HIGH INDIV. GAME (MAVERICKS)

42, M. Aguirre vs. Dallas, 12/2/83





Denver Nuggets
 1000 Chopper Circle, Denver, CO 80204
 phone: (303) 405-1100 / www.nuggets.com

BASKETBALL DIRECTORY / GENERAL INFORMATION

Owner: E. Stanley Kroenke
President & Governor: Josh Kroenke
President of Basketball Operations: Tim Connelly
Head Coach: Michael Malone
Assistant Coaches: Wes Unseld Jr., David Adelman, Micah Nori,
 Jordi Fernandez, Bob Weiss, Ryan Bowen
Player Development Coaches: John Beckett, Stephen Graham,
 Ognjen Stojakovic
Head Athletic Trainer: Dan Shimensky
Media Relations Director: Tim Gelt
Media Relations Manager: Nick O'Hayre
Home Court: Pepsi Center (19,520) - opened in 1999
Colors: Light Blue, Dark Blue and Yellow
Radio: Altitude Radio Network - Jason Kosmicki
Television: Altitude Sports & Entertainment - Chris Marlowe, Scott Hastings,
 Aly Sturm



FRANCHISE TIMELINE

Denver Nuggets (founded 1967-68)

ALL-TIME WIN / LOSS

	Home	Away	Neutral	Overall
Lakers vs. Nuggets	57-26	45-40	-	102-66

2016-17 RESULTS

1/17/17	vs. Denver	121-127 (L)
1/31/17	vs. Denver	120-116 (W)
3/13/17	@ Denver	101-129 (L)

2017-18 MEETINGS

11/19/17	vs. Denver	6:30 pm
12/2/17	@ Denver	6:00 pm
3/9/18	@ Denver	6:00 pm
3/13/18	vs. Denver	7:30 pm

LAKERS 2016-17 STATISTICS VS. DENVER

	G	GS	MIN	FG	FGA	FG%	FG3	FG3A	FG3%	FT	FTA	FT%	OFF DEF	TOT	AST	PF	DQ	STL	TO	BLK	PTS	PIG
Williams	2	0	55	15	28	.536	6	11	.545	9	9	1.000	2 7	9	14	0	2	1	1	45	22.5	
Young	2	2	60	17	31	.548	9	0	---	3	3	.667	2 4	6	4	4	0	4	2	0	45	22.5
Zubac	3	1	78	25	35	.714	0	0	---	3	7	.429	12 18	30	3	7	0	1	3	4	53	17.7
Clarkson	3	1	90	17	41	.415	5	13	.385	5	6	.833	0 5	5	8	7	0	3	7	0	44	14.7
Russell	3	2	79	13	40	.325	5	15	.333	6	10	.600	3 8	11	16	6	0	5	5	1	37	12.3
Ingram	3	2	84	15	34	.441	2	10	.200	1	2	.500	1 6	7	7	7	0	4	1	1	33	11.0
Black	3	1	52	12	23	.522	0	0	---	1	2	.500	12 7	19	0	9	0	1	6	2	25	8.3
Mozgov	2	2	33	6	8	.750	0	0	---	4	4	1.000	2 5	7	0	4	0	0	2	3	16	8.0
Deng	1	1	31	3	9	.333	1	3	.333	0	0	---	0 4	4	1	0	0	1	3	2	7	7.0
Randle	2	2	49	5	16	.313	1	2	.500	3	3	1.000	5 10	15	9	6	0	1	7	1	14	7.0
Brewer (LAL)	1	0	17	3	8	.375	0	0	---	1	2	.500	2 2	4	1	1	0	2	1	0	7	7.0
Ennis (LAL)	1	0	20	2	6	.333	0	1	.000	3	3	1.000	2 1	3	2	3	0	0	1	0	7	7.0
World Peace	1	0	5	0	1	.000	0	1	.000	3	4	.750	0 2	2	1	0	0	0	0	0	3	3.0
Nance	2	0	41	2	11	.182	0	1	.000	0	0	---	3 5	8	2	2	0	3	2	2	4	2.0
Nwaba	1	1	19	1	2	.500	0	0	---	0	0	---	0 2	2	0	2	0	1	1	1	2	2.0
Calderon	1	0	7	0	1	.000	0	0	---	0	0	---	0 1	1	2	0	0	0	1	0	0	0.0
Robinson	1	0	0	0	0	---	0	0	---	0	0	---	0 0	0	0	0	0	0	0	0	0	0.0

CURRENT STREAK

Lost 1

LAST HOME LOSS

1/17/17 (121-127)

MOST POINTS ALLOWED

148 vs. Denver, 3/29/81 (OT)
 146 vs. Denver, 11/6/84

CURRENT HOME STREAK

Won 1

LAST ROAD LOSS

3/13/17 (101-129)

FEWEST POINTS SCORED

74 vs. Denver, 2/3/95

CURRENT ROAD STREAK

Lost 2

LARGEST WINNING MARGIN

39 vs. Denver, 2/19/98 (131-92)

FEWEST POINTS ALLOWED

68 @ Denver, 11/21/01

LAST HOME WIN

1/31/17 (120-116)

LARGEST LOSING MARGIN

29 vs. Denver, 11/12/93 (84-113)

HIGH INDIV. GAME (LAKERS)

51, K. Bryant @ Denver, 2/12/03

LAST ROAD WIN

12/22/15 (111-107)

MOST POINTS SCORED

153 vs. Denver, 4/9/92

HIGH INDIV. GAME (NUGGETS)

51, A. Iverson @ Denver, 12/5/07





DETROIT PISTONS



Detroit Pistons

The Palace of Auburn Hills, 6 Championship Dr., Auburn Hills, MI 48326
phone: (248) 377-0100 / fax: (248) 377-3260 / www.pistons.com

BASKETBALL DIRECTORY / GENERAL INFORMATION

Owner: Tom Gores
Vice Chairman: Arn Tellem
President of Basketball Operations / Head Coach: Stan Van Gundy
General Manager: Jeff Bower
Associate Head Coach: Bob Beyer
Assistant Coaches: Malik Allen, Tim Hardaway, Charles Klask, Rex Walters, Aaron Gray
Director of Sports Medicine / Head Athletic Trainer: Jon Ishop
Vice President, Public Relations: Kevin Grigg
Senior Director, Public Relations: Cletus Lewis
Manager, Public Relations: Michelle Fikany
Manager, Public Relations: Michael Horan
Home Court: Little Caesars Arena (20,491) - opened in 2017
Colors: Red, White, Blue
Radio: The Ticket (97.1 FM) - George Blaha, Mark Champion, Rick Mahorn
Television: FS Detroit - George Blaha, Greg Kelsner

FRANCHISE TIMELINE / LAKERS RECORD

Fort Wayne Pistons (founded 1948-49) W/L: 44-41
Detroit Pistons (founded 1957-58) W/L: 160-90

ALL-TIME WIN / LOSS

	Home	Away	Neutral	Overall
Minneapolis Era	32-14	20-31	12-13	64-58
Los Angeles Era	72-25	59-38	9-10	140-73
All-Time Totals	104-39	79-69	21-23	204-131
<i>Lakers vs. Detroit</i>	<i>80-32</i>	<i>69-42</i>	<i>11-16</i>	<i>160-90</i>

2016-17 RESULTS

1/15/17 vs Detroit 97-102 (L)
2/8/17 @ Detroit 102-121 (L)

2017-18 MEETINGS

10/31/17 vs Detroit 7:30 pm
3/26/18 @ Detroit 4:00 pm

LAKERS 2016-17 STATISTICS VS. DETROIT

	G	GS	MIN	FG	FGA	FG%	FG3	FG3A	FG3%	FT	FTA	FT%	OFF	DEF	TOT	AST	PF	DQ	STL	TO	BLK	PTS	P/G
Williams	2	0	47	11	24	.458	5	14	.357	16	17	.941	0	4	4	6	4	0	2	3	0	43	21.5
Clarkson	2	0	46	10	22	.455	0	5	.000	8	9	.889	0	3	3	2	6	0	2	5	0	28	14.0
Russell	2	2	49	10	19	.526	0	4	.000	2	2	1.000	1	7	8	8	3	0	2	8	0	22	11.0
Ingram	2	1	55	7	17	.412	3	5	.600	3	6	.500	2	6	8	8	3	0	0	3	1	20	10.0
Randle	2	2	61	8	19	.421	0	0	---	3	4	.750	2	14	16	5	5	0	0	6	0	19	9.5
Young	2	2	46	5	17	.294	2	11	.182	5	6	.833	2	7	9	1	7	0	1	1	0	17	8.5
Huertas	1	0	12	3	8	.375	1	3	.333	1	1	1.000	1	2	3	2	1	0	0	1	0	8	8.0
Mozgov	1	1	22	4	7	.571	0	0	---	0	0	---	0	3	3	0	0	0	0	2	1	8	8.0
Black	2	1	31	6	11	.545	0	0	---	2	3	.667	3	9	12	3	6	0	0	2	1	14	7.0
Nance	1	0	19	3	5	.600	0	0	---	0	0	---	1	6	7	0	1	0	0	3	0	6	6.0
Zubac	2	0	30	4	9	.444	0	0	---	1	2	.500	2	5	7	2	0	0	0	1	4	9	4.5
Deng	2	1	57	2	11	.182	1	7	.143	0	0	---	2	8	10	1	3	0	1	0	0	5	2.5
Calderon	1	0	5	0	0	---	0	0	---	0	0	---	0	1	1	2	0	0	1	0	0	0	0.0

CURRENT STREAK

Lost 3

LAST HOME LOSS

1/15/17 (97-102)

MOST POINTS ALLOWED

135 vs. Detroit, 2/22/12 (OT)
135 @ Detroit, 1/25/79

CURRENT HOME STREAK

Lost 1

LAST ROAD LOSS

2/8/17 (102-121)

FEWEST POINTS SCORED*

76 vs. Ft. Wayne, 12/30/54
78 @ Detroit, 2/8/07

CURRENT ROAD STREAK

Lost 2

LARGEST WINNING MARGIN

56 vs. Detroit, 11/12/66 (144-88)

FEWEST POINTS ALLOWED*

76 @ Detroit, 11/29/96

LAST HOME WIN

11/15/15 (97-85)

LARGEST LOSING MARGIN

35 @ Detroit, 1/25/79 (135-100)

HIGH INDIV. GAME (LAKERS)

57, E. Baylor @ Detroit, 2/16/61

LAST ROAD WIN

12/2/14 (106-96)

MOST POINTS SCORED

148 vs. Detroit, 3/24/85

HIGH INDIV. GAME (PISTONS)

46, J. Stackhouse @ Detroit, 3/15/01





Golden State Warriors

1011 Broadway, Oakland, CA 94607
 phone: (510) 986-2200 / www.warriors.com

BASKETBALL DIRECTORY / GENERAL INFORMATION

Owner & CEO: Joe Lacob
Owner: Peter Guber
President & COO: Rick Welts
President, Basketball Operations/General Manager: Bob Myers
Head Coach: Steve Kerr
Assistant Coaches: Ron Adams, Mike Brown, Jarron Collins
Head Athletic Trainer: Drew Yoder
Vice President, Communications: Raymond Ridder
Director, Public Relations: Brett Winkler
Director, Basketball Communications: Michael Ravina
Director, Publications & Statistical Information: Darryl Arata
Home Court: Oracle Arena (19,596) - opened in 1997
Colors: Warriors Royal Blue, California Golden Yellow
Radio: KGMZ-FM (95.7 The Game)- Tim Roye
Television: NBC Sports Bay Area - Bob Fitzgerald, Jim Barnett



FRANCHISE TIMELINE / LAKERS RECORD

Philadelphia Warriors	(founded 1946-47)	W/L: 59-51
San Francisco Warriors	(founded 1962-63)	W/L: 48-33
Golden State Warriors	(founded 1971-72)	W/L: 144-77

ALL-TIME WIN / LOSS

	Home	Away	Neutral	Overall
Minneapolis Era	29-4	9-24	13-12	51-40
Los Angeles Era	117-41	80-75	3-5	200-121
All-Time Totals	146-45	89-99	16-17	251-161
Lakers vs. SF / Golden St.	112-38	78-70	2-2	192-110

2016-17 RESULTS

11/4/16	vs. Golden State	117-97 (W)
11/23/16	@ Golden State	106-149 (L)
11/25/16	vs. Golden State	85-109 (L)
4/12/17	@ Golden State	94-109 (L)

2017-18 MEETINGS

11/29/17	vs. Golden State	7:30 pm
12/18/17	vs. Golden State	7:30 pm
12/22/17	@ Golden State	7:30 pm (ESPN)
3/14/18	@ Golden State	7:30 pm (ESPN)

LAKERS 2016-17 STATISTICS VS. GOLDEN STATE

	G	GS	MIN	FG	FGA	FG%	FG3	FG3A	FG3%	FT	FTA	FT%	OFF	DEF	TOT	AST	PF	DQ	STL	TO	BLK	PTS	P/G
Russell	1	1	22	5	11	.455	3	7	.429	4	4	1.000	0	2	2	4	2	0	1	1	0	17	17.0
Randle	2	2	54	16	28	.571	0	1	.000	1	1	1.000	7	15	22	5	4	0	1	6	1	33	16.5
Williams	3	0	74	18	38	.474	3	12	.250	10	14	.714	1	4	5	8	1	0	5	8	1	49	16.3
Clarkson	4	2	129	25	61	.410	6	20	.300	6	11	.545	1	8	9	9	6	0	9	6	0	62	15.5
Ingram	4	3	130	16	54	.296	2	12	.167	13	15	.867	4	19	23	11	5	0	7	13	1	47	11.8
Nance	4	1	99	18	30	.600	1	3	.333	3	4	.750	9	25	34	5	12	0	4	1	3	40	10.0
Young	2	2	43	7	19	.368	3	9	.333	3	3	1.000	1	3	4	3	5	0	0	0	1	20	10.0
Ennis (LAL)	1	1	38	5	12	.417	2	6	.333	2	2	1.000	0	0	0	5	2	0	0	4	1	14	14.0
Brewer (LAL)	1	0	18	4	8	.500	0	0	---	0	0	---	0	2	2	2	4	0	4	1	0	8	8.0
Mozgov	3	3	53	10	15	.667	0	0	---	4	6	.667	5	8	13	3	8	0	0	3	1	24	8.0
Black	4	0	61	10	21	.476	0	1	.000	11	12	.917	8	10	18	1	11	0	2	3	0	31	7.8
Calderon	2	2	48	6	13	.462	2	6	.333	0	0	---	3	2	5	12	5	0	1	6	1	14	7.0
Deng	3	3	67	6	23	.261	1	6	.167	2	2	1.000	4	11	15	9	2	0	0	3	0	15	5.0
Nwaba	1	0	25	2	4	.500	0	0	---	1	2	.500	0	3	3	2	2	0	0	1	0	5	5.0
World Peace	3	0	27	3	10	.300	2	6	.333	1	2	.500	0	2	2	4	5	0	2	0	0	9	3.0
Robinson	4	0	46	5	17	.294	0	0	---	0	2	.000	5	10	15	2	7	0	2	6	1	10	2.5
Huertas	2	0	24	2	7	.286	0	0	---	0	0	---	0	1	1	6	1	0	1	1	0	4	2.0
Zubac	1	0	1	0	0	---	0	0	---	0	0	---	0	0	0	0	0	0	0	0	0	0	0.0

CURRENT STREAK

Lost 3

LAST ROAD LOSS

4/12/17 (94-109)

FEWEST POINTS SCORED*

76 vs. Philadelphia, 1/3/55
 76 @ Golden State, 11/18/93
 76 vs. Golden State, 4/3/99

CURRENT HOME STREAK

Lost 1

LARGEST WINNING MARGIN

63 vs. Golden State, 3/19/72 (162-99)

FEWEST POINTS ALLOWED*

72 vs. Golden State, 11/2/03

CURRENT ROAD STREAK

Lost 9

LARGEST LOSING MARGIN

43 @ Golden State, 11/23/16 (106-149)

HIGH INDIV. GAME (LAKERS)

63, E. Baylor @ Philadelphia, 12/8/61
 52, E. Baylor vs. San Francisco, 12/15/62

LAST HOME WIN

11/4/16 (117-97)

MOST POINTS SCORED

162 vs. Golden State, 3/19/72

HIGH INDIV. GAME (WARRIORS)

78, W. Chamberlain @ Philadelphia, 12/8/61
 72, W. Chamberlain vs. San Francisco, 11/3/62

LAST ROAD WIN

12/22/12 (118-115 OT)

MOST POINTS ALLOWED

149 @ Golden State, 11/23/16

LAST HOME LOSS

11/25/16 (85-109)



* since introduction of the shot clock in 1954-55



HOUSTON ROCKETS



Houston Rockets

Toyota Center, 1510 Polk Street, Houston, TX 77002
phone: (713) 758-7200 / www.rockets.com

BASKETBALL DIRECTORY / GENERAL INFORMATION

Owner: Leslie Alexander
General Manager: Daryl Morey
Head Coach: Mike D'Antoni
Associate Head Coach: Jeff Bzdelik
Assistant Coaches: Roy Rogers, Brett Gunning
Senior Vice President of Basketball Operations: Keith Jones
Head Athletic Trainer: Jason Biles
Senior Director, Media & Player Relations: Tracey Hughes
Manager, Media Relations: Sean McCloskey
Home Court: Toyota Center (18,023) - opened in 2003
Colors: Red, White, Silver
Radio: SportsTalk 790 (KBME 790 AM) - Craig Ackerman, Matt Thomas
Spanish Radio: KEYH 850 AM - Adrian Chavarria
Television: AT&T SportsNet - Bill Worrell, Matt Bullard, Clyde Drexler, Craig Ackerman

FRANCHISE TIMELINE / LAKERS RECORD

San Diego Rockets (founded 1967-68) W/L: 22-6
Houston Rockets (founded 1971-72) W/L: 113-71

ALL-TIME WIN / LOSS

	Home	Away	Neutral	Overall
All-Time Totals	75-32	59-44	1-1	135-77
Lakers vs. Houston	62-31	50-39	1-1	113-71

2016-17 RESULTS

10/26/16 vs. Houston 120-114 (W)
12/7/16 @ Houston 95-134 (L)
3/15/17 @ Houston 100-139 (L)

2017-18 MEETINGS

12/3/17 vs. Houston 6:30 pm
12/20/17 @ Houston 5:00 pm
12/31/17 @ Houston 4:00 pm
4/10/18 vs. Houston 7:30 pm (TNT)

LAKERS 2016-17 STATISTICS VS. HOUSTON

	G	GS	MIN	FG	FGA	FG%	FG3	FG3A	FG3%	FT	FTA	FT%	OFF	DEF	TOT	AST	PF	DQ	STL	TO	BLK	PTS	P/G
Randle	3	3	87	31	47	.660	0	3	.000	9	14	.643	8	17	25	9	10	0	0	7	1	71	23.7
Williams	2	0	40	9	17	.529	4	8	.500	14	15	.933	1	0	1	2	1	0	6	7	1	36	18.0
Clarkson	3	2	99	18	44	.409	4	14	.286	10	11	.909	1	6	7	6	4	0	5	8	0	50	16.7
Ingram	3	1	96	17	33	.515	5	9	.556	0	2	.000	4	12	16	4	6	0	2	10	1	39	13.0
Russell	2	1	54	9	26	.346	4	15	.267	3	5	.600	0	3	3	5	8	1	3	10	0	25	12.5
Mozgov	2	2	37	11	19	.579	0	0	---	1	1	1.000	6	7	13	2	6	0	0	5	0	23	11.5
Ernis (LAL)	1	0	9	3	4	.750	0	1	.000	1	1	1.000	0	0	1	1	0	0	0	0	0	7	7.0
Huerfias	2	1	36	3	8	.375	0	5	.000	4	4	1.000	0	3	3	10	3	0	5	6	1	10	5.0
Deng	2	2	50	4	14	.286	1	4	.250	0	0	---	2	5	7	2	3	0	3	2	0	9	4.5
Brewer (LAL)	1	0	22	2	5	.400	0	2	.000	0	0	---	0	3	3	1	1	0	2	2	0	4	4.0
Nwaba	1	0	18	2	5	.400	0	0	---	0	0	---	2	1	3	2	2	0	0	0	0	4	4.0
Robinson	2	0	20	2	4	.500	0	0	---	4	6	.667	1	4	5	1	3	0	1	2	0	8	4.0
Young	2	2	51	3	21	.143	2	16	.125	0	0	---	0	6	6	1	6	0	0	1	1	8	4.0
Nance	3	0	54	5	12	.417	0	2	.000	1	2	.500	7	5	12	3	6	0	3	2	2	11	3.7
Black	2	0	20	1	3	.333	0	0	---	2	2	1.000	2	8	10	0	4	0	3	1	0	4	2.0
Zubac	2	1	16	1	4	.250	0	0	---	2	2	1.000	0	2	2	1	4	0	0	0	0	4	2.0
World Peace	3	0	11	0	1	.000	0	1	.000	2	2	1.000	0	0	0	1	3	0	0	1	1	2	0.7

CURRENT STREAK

Lost 2

LAST HOME LOSS

1/17/16 (95-112)

MOST POINTS ALLOWED

145 vs. Houston, 4/8/14

CURRENT HOME STREAK

Won 1

LAST ROAD LOSS

3/15/17 (100-139)

FEWEST POINTS SCORED

74 vs. Houston, 12/18/05
74 @ Houston, 11/7/00

CURRENT ROAD STREAK

Lost 4

LARGEST WINNING MARGIN

36 vs. San Diego, 10/27/68 (152-116)
31 vs. Houston, 11/12/82 (127-96)

FEWEST POINTS ALLOWED

74 @ Houston, 11/15/91

LAST HOME WIN

10/26/16 (120-114)

LARGEST LOSING MARGIN

39 @ Houston, 3/15/17 (100-139)

HIGH INDIV. GAME (LAKERS)

53, K. Bryant vs. Houston, 12/15/06
53, K. Bryant vs. Houston, 3/30/07

LAST ROAD WIN

11/19/14 (98-92)

MOST POINTS SCORED

152 vs. San Diego, 10/27/68
137 vs. Houston, 12/26/71

HIGH INDIV. GAME (ROCKETS)

44, S. Francis @ Houston, 1/17/03





Indiana Pacers

125 S. Pennsylvania Street, Indianapolis, IN 46204
 phone: (317) 917-2500 / www.pacers.com

BASKETBALL DIRECTORY / GENERAL INFORMATION

Owner, Chairman and CEO: Herbert Simon
President of Basketball Operations: Kevin Pritchard
General Manager: Chad Buchanan
Head Coach: Nate McMillan
Assistant Coaches: Bill Bayno, Dan Burke, Popeye Jones
Sr. Director of Medical Operations / Head Athletic Trainer: Josh Corbell
Director, Media Relations: David Benner
Associate Director, Media Relations: Krissy Myers
Home Court: Bankers Life Fieldhouse (17,923) - opened in 1999
Colors: Blue, Gold
Radio: 1070 The Fan / 93.5 FM - Mark Boyle, Bob Leonard
Television: FSN Indiana - Quinn Buckner, Chris Denari, Jeremiah Johnson



FRANCHISE TIMELINE

Indiana Pacers (founded 1976-77)

ALL-TIME WIN / LOSS

Lakers vs. Pacers	Home 35-9	Away 23-19	Neutral -	Overall 58-28
-------------------	--------------	---------------	--------------	------------------

2016-17 RESULTS

11/1/16 @ Indiana 108-115 (L)
 1/20/17 vs. Indiana 108-95 (W)

2017-18 MEETINGS

1/19/18 vs. Indiana 7:30 pm
 3/19/18 @ Indiana 4:00 pm

LAKERS 2016-17 STATISTICS VS. INDIANA

	G	GS	MIN	FG	FGA	FG%	FG3	FG3A	FG3%	FT	FTA	FT%	OFF	DEF	TOT	AST	PF	DQ	STL	TO	BLK	PTS	P/IG
Williams	2	0	56	14	29	.483	7	16	.438	11	12	.917	0	4	4	8	2	0	1	7	1	46	23.0
Clarkson	2	0	64	12	28	.429	1	8	.125	2	2	1.000	2	4	6	3	2	0	5	7	0	27	13.5
Randle	2	2	55	10	19	.526	0	1	.000	5	6	.833	1	14	15	4	11	1	2	5	1	25	12.5
Young	2	2	47	8	19	.421	7	15	.467	0	0	---	1	6	7	1	6	0	1	1	0	23	11.5
Nance	1	0	30	4	10	.400	0	1	.000	3	4	.750	4	1	5	1	3	0	6	3	1	11	11.0
Deng	1	1	21	5	10	.500	0	1	.000	0	0	---	1	5	6	1	1	0	0	1	0	10	10.0
Ingram	2	1	47	7	18	.389	3	8	.375	0	0	---	2	8	10	3	3	0	2	4	0	17	8.5
Calderon	2	0	37	6	11	.545	2	6	.333	2	2	1.000	1	2	3	8	4	0	2	3	0	16	8.0
Black	2	0	47	5	8	.625	0	0	---	4	5	.800	8	13	21	4	5	0	2	2	1	14	7.0
Russell	2	2	20	3	10	.300	0	4	.000	5	5	1.000	0	0	0	3	2	0	0	3	0	11	5.5
Mozgov	2	2	44	5	12	.417	0	1	.000	0	0	---	7	9	16	4	3	0	2	5	1	10	5.0
Zubac	1	0	6	2	2	1.000	0	0	---	0	0	---	0	1	1	0	2	0	0	0	0	4	4.0
World Peace	2	0	4	0	0	---	0	0	---	2	4	.500	0	0	0	0	0	0	0	1	0	2	1.0
Huertas	1	0	1	0	0	---	0	0	---	0	0	---	0	0	0	0	0	0	0	0	0	0	0.0
Robinson	1	0	2	0	0	---	0	0	---	0	0	---	0	1	1	1	1	0	0	0	0	0	0.0

CURRENT STREAK

Won 1

LAST HOME LOSS

11/29/15 (103-107)

MOST POINTS ALLOWED

127 @ Indiana, 1/28/93

CURRENT HOME STREAK

Won 1

LAST ROAD LOSS

11/1/16 (108-115)

FEWEST POINTS SCORED

72 @ Indiana, 2/2/04

CURRENT ROAD STREAK

Lost 4

LARGEST WINNING MARGIN

28 vs. Indiana, 11/12/78 (134-106)

FEWEST POINTS ALLOWED

76 vs. Indiana, 12/11/96

LAST HOME WIN

1/20/17 (108-95)

LARGEST LOSING MARGIN

27 vs. Indiana, 1/3/92 (87-114)

HIGH INDIV. GAME (LAKERS)

45, K. Bryant vs. Indiana, 1/9/06

LAST ROAD WIN

3/15/13 (99-93)

MOST POINTS SCORED

139 vs. Indiana, 3/3/89

HIGH INDIV. GAME (PACERS)

39, P. George vs. Indiana, 11/29/15
 39, R. Miller @ Indiana, 3/18/05





LOS ANGELES CLIPPERS



Los Angeles Clippers

6951 S. Centinela Ave., Playa Vista, CA 90094

phone: (310) 862-6000 / www.clippers.com

BASKETBALL DIRECTORY / GENERAL INFORMATION

Owner: Steve Ballmer

President, Basketball Operations: Lawrence Frank

General Manager: Michael Winger

Head Coach: Glenn "Doc" Rivers

Assistant Coaches: Mike Woodson, Sam Cassell, Brenden O'Connor,

Armond Hill, Patrick Sullivan, John Welch

Director of Medical Services & Head Athletic Trainer: Jasen Powell

Chief Communications Officer: Chris Wallace

Director, Basketball Communications: Dennis Rogers

Coordinator, Basketball Communications: Brandon Ehrlich

Home Court: STAPLES Center (19,060) - opened in 1999

Colors: Red, White, Blue, Black

Radio: AM 570, LA Sports - Brian Sieman

Spanish Radio: ESPN Deportes (1330 AM) - Armando Garcia

Television: Prime Ticket - Ralph Lawler, Bruce Bowen

FRANCHISE TIMELINE / LAKERS RECORD

Buffalo Braves	(founded 1970-71)	W/L: 22-10
San Diego Clippers	(founded 1978-79)	W/L: 24-10
Los Angeles Clippers	(founded 1984-85)	W/L: 99-47

ALL-TIME WIN / LOSS

	Home	Away	Neutral	Overall
All-Time Totals	81-24	64-43	-	145-67
Lakers vs. LA Clippers	55-17	44-30	-	99-47

2016-17 RESULTS

12/25/16	vs. LA Clippers	111-102 (W)
1/14/17	@ LA Clippers	97-113 (L)
3/21/17	vs. LA Clippers	109-133 (L)
4/1/17	@ LA Clippers	104-115 (L)

2017-18 MEETINGS

10/19/17	vs. LA Clippers	7:30 pm	(TNT)
11/27/17	@ LA Clippers	7:30 pm	
12/29/17	vs. LA Clippers	7:30 pm	
4/11/18	@ LA Clippers	7:30 pm	

LAKERS 2016-17 STATISTICS VS. LA CLIPPERS

	G	GS	MIN	FG	FGA	FG%	FG3	FG3A	FG3%	FT	FTA	FT%	OFF	DEF	TOT	AST	PF	DQ	STL	TO	BLK	PTS	P/G
Ingram	4	2	123	22	44	.500	5	8	.625	14	25	.560	4	17	21	11	9	0	4	5	1	63	15.8
Young	2	2	59	10	17	.588	7	12	.583	3	4	.750	0	2	2	2	5	0	2	1	0	30	15.0
Mozgov	2	2	46	12	17	.706	0	0	---	3	5	.600	4	4	8	2	4	0	0	3	1	27	13.5
Williams	2	1	46	9	23	.391	3	8	.375	6	8	.750	0	5	5	2	3	0	2	4	1	27	13.5
Deng	1	1	34	4	9	.444	0	3	.000	5	7	.714	5	7	12	2	1	0	2	0	2	13	13.0
Randle	4	4	112	19	41	.463	3	6	.500	9	12	.750	7	21	28	15	14	0	4	6	1	50	12.5
Nwaba	2	0	49	7	12	.583	0	2	.000	7	10	.700	4	5	9	1	6	0	2	1	0	21	10.5
Russell	4	4	125	14	44	.318	5	20	.250	6	9	.667	1	11	12	20	6	0	5	9	0	39	9.8
Clarkson	4	2	115	14	44	.318	4	17	.235	6	7	.857	2	6	8	11	12	0	1	5	0	38	9.5
Robinson	4	0	57	17	30	.567	0	1	.000	4	9	.444	9	18	27	5	7	0	1	4	0	38	9.5
Zubac	2	1	38	9	15	.600	0	0	---	1	2	.500	1	6	7	3	5	0	1	1	1	19	9.5
Nance	2	1	31	6	13	.462	0	0	---	0	0	---	5	2	7	3	5	0	2	1	0	12	6.0
Ennis (LAL)	2	0	27	3	10	.300	2	7	.286	3	3	1.000	0	4	4	5	0	0	2	1	0	11	5.5
Black	3	0	54	6	10	.600	0	0	---	4	5	.800	5	9	14	1	8	0	1	4	2	16	5.3
Calderon	1	0	7	2	3	.667	1	2	.500	0	0	---	0	0	0	0	0	0	0	1	0	5	5.0
Brewer (LAL)	2	0	22	2	8	.250	0	1	.000	4	6	.667	1	3	4	2	3	0	1	0	1	8	4.0
Huertas	1	0	12	2	4	.500	0	0	---	0	2	.000	0	0	0	2	2	0	0	0	0	4	4.0
World Peace	1	0	3	0	2	.000	0	2	.000	0	0	---	0	2	2	1	0	0	0	0	0	0	0.0

CURRENT STREAK

Lost 3

LAST ROAD LOSS

4/1/17 (104-115)

CURRENT HOME STREAK

Lost 1

LARGEST WINNING MARGIN

46 @ San Diego, 11/13/79 (137-91)

40 vs. LA Clippers, 1/15/10 (126-86)

CURRENT ROAD STREAK

Lost 10

LARGEST LOSING MARGIN

48 vs. LA Clippers, 3/6/14 (94-142)

LAST HOME WIN

12/25/16 (111-102)

MOST POINTS SCORED

156 vs. San Diego, 3/23/79

137 vs. LA Clippers, 11/30/86

LAST ROAD WIN

4/4/12 (113-108)

MOST POINTS ALLOWED

142 vs. LA Clippers, 3/6/14

138 vs. San Diego, 11/27/81

LAST HOME LOSS

3/21/17 (109-133)

FEWEST POINTS SCORED

81 vs. LA Clippers, 4/6/16

81 @ LA Clippers, 4/5/16

81 @ LA Clippers, 2/25/95

FEWEST POINTS ALLOWED

68 vs. LA Clippers, 12/14/99

HIGH INDIV. GAME (LAKERS)

61, S. O'Neal @ LA Clippers, 3/6/00

HIGH INDIV. GAME (CLIPPERS)

47, B. McAdoo vs. Buffalo, 2/11/75

42, D. Wilkins @ LA Clippers, 4/16/94





Memphis Grizzlies

191 Beale Street, Memphis, TN 38103
 phone: (901) 205-1234 / www.grizzlies.com

BASKETBALL DIRECTORY / GENERAL INFORMATION

Controlling Owner: Robert Pera
Director: Joseph Abadi
General Manager: Chris Wallace
Head Coach: David Fizdale
Associate Head Coach: J.B. Bickerstaff
Assistant Coaches: Keith Smart, Bob Bender, Nick Van Exel, Adam Mazarei
Medical Director: Allen Gruver
Head Athletic Trainer: Jim Scholler
Director, Communications & Publications: Jason Wallace
Manager, Communications & Publications: Ross Wooden
Home Court: FedExForum (18,119) - opened in 2004
Colors: Memphis Midnight, Beale St. Blue, Smoke Blue and Grizzlies Gold
Radio: (ESPN 92.9 FM/680 AM) - Eric Hasseltine, Hank McDowell, Elliot Perry, Michael Wallace
Television: Fox Sports Southeast - Pete Pranica, Brevin Knight, Rob Fischer, Chris Vernon, Sean Tuohy



FRANCHISE TIMELINE / LAKERS RECORD

Vancouver Grizzlies (founded 1995-96) W/L: 22-1
 Memphis Grizzlies (founded 2001-02) W/L: 29-29

ALL-TIME WIN / LOSS

	Home	Away	Neutral	Overall
All-Time Totals	29-12	22-18	-	51-30
Lakers vs. Memphis	17-12	12-17	-	29-29

2016-17 RESULTS

12/3/16 @ Memphis 100-103 (L)
 1/3/17 vs. Memphis 116-102 (W)
 4/2/17 vs. Memphis 108-103 (W)

2017-18 MEETINGS

11/5/17 vs. Memphis 6:30 pm
 12/27/17 vs. Memphis 7:30 pm
 1/15/18 @ Memphis 2:30 pm (TNT)
 3/24/18 @ Memphis 5:00 pm

LAKERS 2016-17 STATISTICS VS. MEMPHIS

	G	GS	MIN	FG	FGA	FG%	FG3	FG3A	FG3%	FT	FTA	FT%	OFF	DEF	TOT	AST	PF	DQ	STL	TO	BLK	PTS	P/IG
Williams	2	0	49	15	29	.517	5	12	.417	19	19	1.000	0	3	3	3	0	0	3	2	0	54	27.0
Russell	2	2	69	15	29	.517	9	15	.600	7	7	1.000	0	10	10	11	2	0	1	7	0	46	23.0
Young	1	1	27	6	11	.545	6	11	.545	2	4	.500	0	0	0	2	4	0	0	0	0	20	20.0
Randle	3	3	102	18	35	.514	1	5	.200	6	13	.462	7	24	31	13	8	0	2	4	1	43	14.3
Mozgov	2	2	65	11	18	.611	0	0	---	5	7	.714	4	6	10	3	9	1	1	3	1	27	13.5
Nance	1	1	40	4	8	.500	1	1	1.000	3	4	.750	6	8	14	1	5	0	3	1	1	12	12.0
Ennis (LAL)	1	0	22	4	9	.444	1	1	1.000	2	2	1.000	0	2	2	1	1	0	1	0	0	11	11.0
Deng	2	2	68	9	19	.474	3	10	.300	0	1	.000	4	7	11	6	2	0	4	3	1	21	10.5
Clarkson	3	1	81	13	37	.351	4	13	.308	1	3	.333	7	7	14	9	7	0	0	5	0	31	10.3
Ingram	3	2	87	10	20	.500	1	4	.250	7	11	.636	1	10	11	4	3	0	1	7	4	28	9.3
Black	2	0	25	3	9	.333	0	0	---	4	6	.667	3	6	9	0	4	0	1	1	0	10	5.0
Brewer (LAL)	1	0	13	2	4	.500	0	0	---	0	0	---	1	0	1	1	0	0	3	0	0	4	4.0
Robinson	3	0	36	5	12	.417	0	0	---	2	5	.400	6	8	14	2	6	0	1	3	0	12	4.0
Nwaba	1	0	15	1	3	.333	0	0	---	1	2	.500	1	0	1	0	0	0	1	1	0	3	3.0
Huertas	1	0	14	1	3	.333	0	0	---	0	0	---	0	2	2	7	1	0	1	2	0	2	2.0
Calderon	1	1	8	0	2	.000	0	1	.000	0	0	---	0	5	5	1	1	0	0	1	0	0	0.0

CURRENT STREAK

Won 2

LAST HOME LOSS

2/26/16 (95-112)

MOST POINTS ALLOWED

12/8 @ Memphis, 2/24/16
 12/8 @ Memphis, 1/9/07

CURRENT HOME STREAK

Won 3

LAST ROAD LOSS

12/3/16 (100-103)

FEWEST POINTS SCORED

72 vs. Memphis, 12/20/04

CURRENT ROAD STREAK

Lost 6

LARGEST WINNING MARGIN

39 vs. Memphis, 1/14/02 (120-81)

FEWEST POINTS ALLOWED

75 vs. Memphis, 4/12/09

LAST HOME WIN

4/2/17 (108-103)

LARGEST LOSING MARGIN

23 @ Memphis, 11/10/04 (87-110)

HIGH INDIV. GAME (LAKERS)

60, K. Bryant @ Memphis, 3/22/07

LAST ROAD WIN

12/17/13 (96-92)

MOST POINTS SCORED

124 vs. Memphis, 11/2/10

HIGH INDIV. GAME (GRIZZLIES)

35, P. Gasol @ Memphis, 3/22/07





MIAMI HEAT



Miami Heat

601 Biscayne Boulevard, Miami, FL 33132

phone: (786) 777-HEAT / www.heat.com

BASKETBALL DIRECTORY / GENERAL INFORMATION

Managing General Partner: Micky Arison

Chief Executive Officer: Nick Arison

President: Pat Riley

Head Coach: Erik Spoelstra

Assistant Coaches: Dan Craig, Juwan Howard

Assistant Coach/Director of Player Development: Chris Quinn

Assistant Coach/Player Development: Octavio de la Grana

Head Athletic Trainer: Jay Sabol

Media Relations: Tim Donovan, Rob Wilson, Michael Lissack, Nick Maiorana

Home Court: AmericanAirlines Arena (19,600) - opened in 2000

Colors: Red, Yellow, Black and White

Radio: 790 The Ticket (AM 790/104.3 FM) - Mike Inglis, John Crotty, Ron Rothstein

Spanish Radio: WAQI (710 AM) - José Pañeda, Joe Pujala

Television: Fox Sports Sun - Eric Reid, Tony Fiorentino, Jason Jackson

FRANCHISE TIMELINE

Miami Heat (founded 1988-89)

ALL-TIME WIN / LOSS

	Home	Away	Neutral	Overall
Lakers vs. Heat	21-8	11-18	-	32-26

2016-17 RESULTS

12/22/16 @ Miami 107-115 (L)

1/6/17 vs. Miami 127-100 (W)

2017-18 MEETINGS

3/1/18 @ Miami 4:30 pm

3/16/18 vs. Miami 7:30 pm

LAKERS 2016-17 STATISTICS VS. MIAMI

	G	GS	MIN	FG	FGA	FG%	FG3	FG3A	FG3%	FT	FTA	FT%	OFF	DEF	TOT	AST	PF	DQ	STL	TO	BLK	PTS	P/G
Williams	2	0	52	17	36	.472	8	17	.471	9	9	1.000	0	3	3	4	2	0	0	4	0	51	25.5
Russell	2	2	58	14	33	.424	4	12	.333	4	6	.667	3	7	10	12	4	0	4	6	0	36	18.0
Deng	2	2	64	13	22	.591	6	10	.600	0	0	---	3	18	21	4	4	0	2	5	0	32	16.0
Randle	1	1	25	6	9	.667	0	---	---	3	3	1.000	0	6	6	3	2	0	1	0	1	15	15.0
Young	2	2	65	8	23	.348	6	17	.353	3	3	1.000	1	4	5	2	4	0	2	0	0	25	12.5
Ingram	2	1	63	8	16	.500	0	3	.000	5	7	.714	5	9	14	6	3	0	0	1	0	21	10.5
Black	1	0	25	3	5	.600	0	---	---	4	4	1.000	6	5	11	2	4	0	0	1	1	10	10.0
Mozgov	2	2	46	8	15	.533	0	---	---	3	4	.750	0	7	7	0	2	0	0	3	1	19	9.5
Robinson	2	0	36	6	9	.667	0	---	---	3	8	.375	8	13	21	3	6	0	2	3	1	15	7.5
Clarkson	2	0	35	4	14	.286	0	4	.000	0	0	---	0	2	2	3	2	0	2	1	0	8	4.0
Huertas	1	0	2	1	1	1.000	0	---	---	0	0	---	0	0	0	1	0	0	0	0	0	2	2.0
Calderon	1	0	5	0	1	.000	0	1	.000	0	0	---	1	1	2	0	0	0	0	0	0	0	0.0
World Peace	2	0	5	0	2	.000	0	2	.000	0	0	---	0	0	0	0	3	0	0	0	0	0	0.0

CURRENT STREAK

Won 1

LAST HOME LOSS

1/13/15 (75-78)

MOST POINTS ALLOWED

118 vs. Miami, 1/15/07 (OT)

115 @ Miami, 12/22/16

CURRENT HOME STREAK

Won 2

LAST ROAD LOSS

12/22/16 (107-115)

FEWEST POINTS SCORED

75 vs. Miami, 1/13/15

CURRENT ROAD STREAK

Lost 9

LARGEST WINNING MARGIN

47 @ Miami, 11/23/88 (138-91)

FEWEST POINTS ALLOWED

75 @ Miami, 12/13/89

LAST HOME WIN

1/6/17 (127-100)

LARGEST LOSING MARGIN

17 @ Miami, 11/25/97 (103-86)

17 @ Miami, 12/23/93 (109-92)

HIGH INDIV. GAME (LAKERS)

42, K. Bryant vs. Miami, 12/25/04

LAST ROAD WIN

2/10/08 (104-94)

MOST POINTS SCORED

138 @ Miami, 11/23/88

HIGH INDIV. GAME (HEAT)

40, D. Wade @ Miami, 12/25/06





Milwaukee Bucks

1001 N. Fourth Street, Milwaukee, WI 53203
 phone: (414) 227-0500 / www.bucks.com

BASKETBALL DIRECTORY / GENERAL INFORMATION

Owners: Wes Edens, Marc Lasry, Jamie Dinan & Mike Fascitelli
General Manager: Jon Horst
Head Coach: Jason Kidd
Assistant Coaches: Joe Prunty, Eric Hughes, Greg Foster, Sean Sweeney, Stacey Augmon, Frank Johnson, Josh Broghamer
Director of Performance: Troy Flanagan
Head Athletic Trainer: Scott Faust
Sr. Vice President, Communications & Broadcast: Barry Baum
Vice President of Communications: Dan Smyczek
Home Court: BMO Harris Bradley Center (18,717) - opened in 1988
Colors: Good Land Green, Cream City Cream, Great Lakes Blue, Bucks Black
Radio: 620 WTMJ - Ted Davis, Dennis Krause (home games)
Television: FOX Sports Wisconsin - Jim Paschke, Gus Johnson, Marques Johnson, Jon McGlocklin



FRANCHISE TIMELINE

Milwaukee Bucks (founded 1968-69)

ALL-TIME WIN / LOSS

Lakers vs. Bucks	Home 51-14	Away 28-37	Neutral 2-0	Overall 81-51
------------------	---------------	---------------	----------------	------------------

2016-17 RESULTS

2/10/17 @ Milwaukee 122-114 (W)
 3/17/17 vs. Milwaukee 103-107 (L)

2017-18 MEETINGS

11/11/17 @ Milwaukee 5:30 pm
 3/30/18 vs. Milwaukee 7:30 pm

LAKERS 2016-17 STATISTICS VS. MILWAUKEE

	G	GS	MIN	FG	FGA	FG%	FG3	FG3A	FG3%	FT	FTA	FT%	OFF	DEF	TOT	AST	PF	DQ	STL	TO	BLK	PTS	P/G
Williams	1	0	19	5	9	.556	3	5	.600	8	9	.889	0	1	1	2	1	0	1	4	0	21	21.0
Young	2	2	57	14	22	.636	9	16	.563	5	5	1.000	1	4	5	6	5	0	2	1	0	42	21.0
Zubac	2	1	50	16	26	.615	0	0	---	1	1	1.000	3	11	14	3	5	0	0	2	1	33	16.5
Clarkson	2	1	59	12	29	.414	7	17	.412	1	1	1.000	1	4	5	6	6	0	2	4	1	32	16.0
Russell	2	1	48	9	18	.500	6	11	.545	4	7	.571	0	5	5	7	2	0	1	4	0	28	14.0
Nance	2	0	57	4	9	.444	0	2	.000	16	17	.941	2	7	9	5	6	0	5	2	0	24	12.0
Randle	2	2	58	7	18	.389	0	2	.000	5	10	.500	6	13	19	10	7	0	1	8	1	19	9.5
Black	1	1	20	3	5	.600	0	0	---	1	2	.500	1	3	4	3	1	0	1	3	2	7	7.0
Ingram	2	2	55	5	14	.357	1	5	.200	2	4	.500	0	3	3	4	7	0	2	2	1	13	6.5
Nwaba	1	0	13	2	3	.667	0	0	---	0	1	.000	2	0	2	0	2	0	0	0	1	4	4.0
Robinson	1	0	5	0	2	.000	0	0	---	2	4	.500	1	1	2	0	1	0	0	1	0	2	2.0
Brewer (LAL)	1	0	7	0	1	.000	0	0	---	0	0	---	0	1	1	3	1	0	0	0	0	0	0.0
Deng	1	0	29	0	3	.000	0	2	.000	0	0	---	0	3	3	0	0	0	1	0	0	0	0.0
Ennis (LAL)	1	0	3	0	0	---	0	0	---	0	0	---	0	0	0	0	0	0	0	0	0	0	0.0

CURRENT STREAK

Lost 1

LAST HOME LOSS

3/17/17 (103-107)

MOST POINTS ALLOWED

130 vs. Milwaukee, 3/21/76

CURRENT HOME STREAK

Lost 1

LAST ROAD LOSS

2/22/16 (101-108)

FEWEST POINTS SCORED

79 vs. Milwaukee, 12/21/10
 79 vs. Milwaukee, 12/31/13

CURRENT ROAD STREAK

Won 1

LARGEST WINNING MARGIN

29 vs. Milwaukee, 11/15/83 (126-97)

FEWEST POINTS ALLOWED

77 vs. Milwaukee, 1/10/10

LAST HOME WIN

12/15/15 (113-95)

LARGEST LOSING MARGIN

34 @ Milwaukee, 2/11/71 (88-122)

HIGH INDIV. GAME (LAKERS)

44, J. West @ Milwaukee, 1/21/69

LAST ROAD WIN

2/10/17 (122-114)

MOST POINTS SCORED

137 @ Milwaukee, 11/14/78

HIGH INDIV. GAME (BUCKS)

50, K. Abdul-Jabbar vs. Milwaukee, 3/17/73





MINNESOTA TIMBERWOLVES



Minnesota Timberwolves

600 Hennepin Avenue, Suite 300, Minneapolis, MN 55403

phone: (612) 673-1600 / fax: (612) 673-1699 / www.timberwolves.com

BASKETBALL DIRECTORY / GENERAL INFORMATION

Owner: Glen Taylor

President of Basketball Operations / Head Coach: Tom Thibodeau

General Manager: Scott Layden

Assistant Coaches: Rick Brunson, Andy Greer, Ed Pinckney,

Ryan Saunders

Vice President of Player Health / Head Athletic Trainer: Gregg Farnam

Vice President of Communications: Brad Ruitter

Sr. Public Relations Manager: Aaron Seehusen

Communications Manager: Dan Bell

Home Court: Target Center (18,978) - opened in 1990

Colors: Green, Blue, Silver

Radio: WCCO (AM 830) - Alan Horton

Television: Fox Sports North - Dave Benz, Jim Petersen

FRANCHISE TIMELINE

Minnesota Timberwolves (founded 1989-90)

ALL-TIME WIN / LOSS

	Home	Away	Neutral	Overall
Lakers vs. T'Wolves	44-9	33-20	-	77-29

2016-17 RESULTS

11/13/16	@ Minnesota	99-125	(L)
3/24/17	vs. Minnesota	130-119 OT	(W)
3/30/17	@ Minnesota	104-119	(L)
4/9/17	vs. Minnesota	110-109	(W)

2017-18 MEETINGS

12/25/17	vs. Minnesota	7:30 pm	(TNT)
1/1/18	@ Minnesota	5:00 pm	
2/15/18	@ Minnesota	6:00 pm	(TNT)
4/6/18	vs. Minnesota	7:30 pm	

LAKERS 2016-17 STATISTICS VS. MINNESOTA

	G	GS	MIN	FG	FGA	FG%	FG3	FG3A	FG3%	FT	FTA	FT%	OFF	DEF	TOT	AST	PF	DQ	STL	TO	BLK	PTS	P/G
Clarkson	4	3	140	32	56	.571	13	22	.591	7	7	1.000	0	12	12	16	8	0	1	7	0	84	21.0
Williams	1	0	18	5	10	.500	2	4	.500	5	5	1.000	0	5	5	4	1	0	0	3	0	17	17.0
Randle	4	4	119	23	43	.535	4	10	.400	12	17	.706	13	26	39	9	14	0	3	13	4	62	15.5
Deng	1	1	24	2	5	.400	2	3	.667	7	7	1.000	1	2	3	0	0	0	0	1	0	13	13.0
Russell	4	4	138	16	53	.302	7	26	.269	13	15	.867	1	13	14	20	12	0	11	15	0	52	13.0
Ingram	3	2	87	10	23	.435	3	5	.600	8	11	.727	2	4	6	2	9	0	3	5	2	31	10.3
Ennis (LAL)	3	0	53	13	22	.591	6	8	.750	4	4	1.000	0	5	5	9	4	0	2	1	1	36	12.0
Young	1	1	24	3	9	.333	1	7	.143	2	2	1.000	0	1	1	1	3	0	0	1	0	9	9.0
Nance	4	1	119	15	28	.536	0	4	.000	5	6	.833	9	14	23	11	11	0	2	8	4	35	8.8
World Peace	1	0	11	3	8	.375	2	5	.400	0	0	---	0	1	1	1	0	0	1	0	0	8	8.0
Nwaba	2	0	56	5	9	.556	0	1	.000	4	5	.800	3	10	13	3	6	0	0	0	0	14	7.0
Brewer (LAL)	3	1	49	10	18	.556	1	5	.200	4	5	.800	2	3	5	6	4	0	0	1	0	25	8.3
Robinson	3	0	36	9	16	.563	0	0	---	1	1	1.000	1	10	11	1	7	0	0	6	0	19	6.3
Black	4	0	55	9	13	.692	0	0	---	6	6	1.000	6	7	13	0	8	0	2	1	7	24	6.0
Mozgov	1	1	15	2	3	.667	0	0	---	0	0	---	1	3	4	1	6	1	0	1	2	4	4.0
Zubac	3	2	31	4	11	.364	0	0	---	2	3	.667	0	5	5	3	6	0	1	5	0	10	3.3
Calderon	1	0	10	0	2	.000	0	1	.000	0	0	---	1	2	3	1	0	0	0	1	0	0	0.0

CURRENT STREAK

Won 1

LAST ROAD LOSS

3/30/17 (104-119)

FEWEST POINTS SCORED

74 @ Minnesota, 11/9/05

CURRENT HOME STREAK

Won 3

LARGEST WINNING MARGIN

33 vs. Minnesota, 2/9/00 (114-81)

FEWEST POINTS ALLOWED

73 vs. Minnesota, 3/26/04

73 @ Minnesota, 12/6/90

CURRENT ROAD STREAK

Lost 3

LARGEST LOSING MARGIN

36 @ Minnesota, 3/28/14 (143-107)

HIGH INDIV. GAME (LAKERS)

50, K. Bryant vs. Minnesota, 3/18/07

50, C. Ceballos vs. Minnesota, 12/20/94

LAST HOME WIN

4/9/17 (110-109)

MOST POINTS SCORED

132 @ Minnesota, 1/30/09

HIGH INDIV. GAME (WOLVES)

47, A. Wiggins @ Minnesota, 11/13/16

LAST ROAD WIN

3/25/15 (101-99 OT)

MOST POINTS ALLOWED

143 @ Minnesota, 3/28/14

LAST HOME LOSS

10/28/15 (111-112)





New Orleans Pelicans

5800 Airline Drive, Metairie, LA 70003
 phone: (504) 593-4700 / www.pelicans.com

BASKETBALL DIRECTORY / GENERAL INFORMATION

Owner: Tom Benson
Executive Officer: Gayle Benson
General Manager: Dell Demps
Head Coach: Alvin Gentry
Associate Head Coach: Darren Erman
Assistant Coaches: Chris Finch, Fred Vinson, Kevin Hanson, Janelle McMillan, Elvis Valcarcel
Head Athletic Trainer: Duane Brooks
Senior VP of Communications / Broadcasting: Greg Bensel
Director of Basketball Communications: Matt Ryan
Basketball Communications Manager: Will McClaran
Home Court: Smoothie King Center (16,867) - opened in 1999
Colors: Blue, Gold, Red
Radio: WRNO (99.5 FM) - Sean Kelley, John DeShazier
Television: Fox Sports New Orleans - Joel Meyers, David Wesley, Jen Hale



FRANCHISE TIMELINE

New Orleans Hornets (founded 2002-03) W/L: 27-9
 NO/Oklahoma City (2005-07)
 New Orleans Pelicans (founded 2013-14) W/L: 5-9

ALL-TIME WIN / LOSS

All-Time Totals Home 17-8 Away 15-10 Neutral - Overall 32-18

2016-17 RESULTS

11/12/16 @ New Orleans 126-99 (W)
 11/29/16 @ New Orleans 88-105 (L)
 3/5/17 vs. New Orleans 97-105 (L)
 4/11/17 vs. New Orleans 108-96 (W)

2017-18 MEETINGS

10/22/17 vs. New Orleans 6:30 pm
 2/14/18 @ New Orleans 5:00 pm
 3/22/18 @ New Orleans 5:00 pm

LAKERS 2016-17 STATISTICS VS. NEW ORLEANS

	G	GS	MIN	FG	FGA	FG%	FG3	FG3A	FG3%	FT	FTA	FT%	OFF	DEF	TOT	AST	PF	DQ	STL	TO	BLK	PTS	P/G
Russell	2	2	60	16	36	.444	6	18	.333	0	1	.000	0	6	6	13	7	0	2	9	2	38	19.0
Williams	2	0	48	14	29	.483	4	12	.333	5	6	.833	1	5	6	8	1	0	3	2	1	37	18.5
Clarkson	4	1	103	21	43	.488	8	20	.400	11	11	1.000	0	11	11	9	2	0	4	10	0	61	15.3
Ingram	4	2	119	21	46	.457	3	8	.375	5	11	.455	3	11	14	17	4	0	5	6	2	50	12.5
Young	3	3	50	12	21	.571	9	16	.563	1	1	1.000	2	3	5	2	5	0	1	2	0	34	11.3
World Peace	2	1	37	8	22	.364	4	13	.308	0	0	---	1	6	7	1	2	0	5	2	0	20	10.0
Randle	4	4	98	16	34	.471	0	1	.000	4	8	.500	4	34	38	19	15	0	3	5	2	36	9.0
Mozgov	3	2	56	12	15	.800	0	0	---	2	2	1.000	7	12	19	2	8	0	0	7	4	26	8.7
Nwaba	2	0	37	6	8	.750	0	0	---	2	2	1.000	1	2	3	1	3	0	2	2	0	14	7.0
Black	4	1	79	12	28	.429	0	0	---	2	3	.667	9	16	25	3	6	0	1	2	5	26	6.5
Nance	4	1	93	11	22	.500	1	3	.333	2	2	1.000	3	23	26	8	12	0	5	1	0	25	6.3
Ennis (LAL)	2	0	35	4	8	.500	2	5	.400	1	2	.500	0	3	3	4	3	0	3	3	0	11	5.5
Robinson	4	0	32	7	9	.778	0	0	---	6	8	.750	4	7	11	2	3	0	1	1	0	20	5.0
Brewer (LAL)	2	0	39	5	11	.455	0	2	.000	1	2	.500	2	5	7	7	2	0	2	4	2	11	5.5
Calderon	2	1	19	2	6	.333	1	4	.250	0	0	---	0	2	2	6	1	0	0	2	0	5	2.5
Deng	2	2	40	2	12	.167	1	6	.167	0	0	---	1	5	6	3	0	0	1	0	0	5	2.5
Huertas	2	0	13	0	2	.000	0	2	.000	0	4	.000	0	1	1	3	2	0	0	0	0	0	0.0

CURRENT STREAK

Won 1

LAST HOME LOSS

3/5/17 (97-105)

MOST POINTS ALLOWED

132 vs. New Orleans, 3/4/14

CURRENT HOME STREAK

Won 1

LAST ROAD LOSS

11/29/16 (88-105)

FEWEST POINTS SCORED

80 @ New Orleans, 1/21/15

CURRENT ROAD STREAK

Lost 1

LARGEST WINNING MARGIN

29 @ New Orleans, 1/9/08 (109-80)

FEWEST POINTS ALLOWED

76 vs. New Orleans, 11/28/04

LAST HOME WIN

4/11/17 (108-96)

LARGEST LOSING MARGIN

21 vs. New Orleans, 4/1/15 (92-113)

HIGH INDIV. GAME (LAKERS)

50, K. Bryant @ New Orleans, 3/23/07

LAST ROAD WIN

11/12/16 (126-99)

MOST POINTS SCORED

126 vs. New Orleans, 11/12/16

HIGH INDIV. GAME (PELICANS)

41, A. Davis @ New Orleans, 11/29/16





NEW YORK KNICKS



New York Knicks

Two Pennsylvania Plaza, New York, NY 10121
phone: (212) 465-6471 / fax: (212) 465-6498 / www.nyknicks.com

BASKETBALL DIRECTORY / GENERAL INFORMATION

Executive Chairman: James L. Dolan
President: Steve Mills
General Manager: Scott Perry
Head Coach: Jeff Hornacek
Associate Head Coach: Kurt Rambis
Assistant Coaches: Howard Easley, Corey Gaines, Jerry Sichting
Head Athletic Trainer: Roger Hinds
Vice President of Public Relations: Jonathan Supranowitz
Home Court: Madison Square Garden (19,812) - opened in 1968
Colors: Orange, Blue and White
Radio: ESPN Radio (98.7 FM) - Ed Cohen, Brendan Brown
Television: MSG Network - Mike Breen, Walt Frazier, Rebecca Haarlow

FRANCHISE TIMELINE

New York Knicks (founded 1946-47)

ALL-TIME WIN / LOSS

	Home	Away	Neutral	Overall
Minneapolis Era	24-12	10-26	12-7	46-45
Los Angeles Era	62-29	51-43	7-2	120-74
All-Time Totals	86-41	61-69	19-9	166-119

2016-17 MEETINGS

12/11/16 vs. New York 112-118 (L)
2/6/17 @ New York 121-107 (W)

2017-18 MEETINGS

12/12/17 @ New York 4:00 pm (ESPN)
1/21/18 vs. New York 12:30 pm

LAKERS 2016-17 STATISTICS VS. NEW YORK

	G	GS	MIN	FG	FGA	FG%	FG3	FG3A	FG3%	FT	FTA	FT%	OFF	DEF	TOT	AST	PF	DQ	STL	TO	BLK	PTS	P/IG
Williams	2	0	52	12	24	.500	5	12	.417	17	17	1.000	1	7	8	9	3	0	3	9	0	46	23.0
Young	2	2	42	11	26	.423	4	16	.250	6	7	.857	3	6	9	0	4	0	1	0	0	32	16.0
Randle	2	2	51	14	26	.538	0	---	3	4	.750	4	8	12	6	10	1	0	1	1	1	31	15.5
Deng	2	1	56	9	19	.474	5	12	.417	6	6	1.000	0	8	8	3	3	0	3	1	1	29	14.5
Clarkson	2	0	62	11	23	.478	0	3	.000	4	5	.800	3	8	11	6	5	0	0	1	0	26	13.0
Zubac	1	0	17	5	9	.556	0	---	0	0	---	2	5	7	0	3	0	1	0	3	10	10.0	
Black	1	1	20	4	8	.500	0	---	1	2	.500	6	4	10	0	3	0	1	0	0	9	9.0	
Ingram	2	1	58	6	18	.333	3	8	.375	2	5	.400	2	7	9	4	7	1	1	1	0	17	8.5
Nance	2	0	51	7	14	.500	0	---	2	2	1.000	6	6	12	5	7	0	4	2	0	16	8.0	
Mozgov	1	1	22	2	5	.400	0	---	0	0	---	1	3	4	1	2	0	0	1	1	4	4.0	
Robinson	1	0	11	2	3	.667	0	---	0	1	.000	0	4	4	0	2	0	0	1	0	4	4.0	
Russell	2	2	36	2	12	.167	1	4	.250	2	2	1.000	1	1	2	11	1	0	2	4	0	7	3.5
World Peace	1	0	2	1	3	.333	0	1	.000	0	2	.000	0	0	0	0	0	0	0	0	2	2.0	

CURRENT STREAK

Won 1

LAST HOME LOSS

12/11/16 (112-118)

MOST POINTS ALLOWED

142 @ New York, 12/31/57
140 @ New York, 2/12/66

CURRENT HOME STREAK

Lost 3

LAST ROAD LOSS

11/8/15 (95-99)

FEWEST POINTS SCORED*

78 vs. New York, 4/1/01
78 vs. New York, 12/7/93

CURRENT ROAD STREAK

Won 1

LARGEST WINNING MARGIN

37 vs. New York, 3/1/61 (144-107)

FEWEST POINTS ALLOWED*

68 vs. New York, 2/26/92

LAST HOME WIN

3/25/14 (127-96)

LARGEST LOSING MARGIN

33 @ New York, 3/16/71 (82-115)

HIGH INDIV. GAME (LAKERS)

71, E. Baylor @ New York, 11/15/60

LAST ROAD WIN

2/6/17 (121-107)

MOST POINTS SCORED

152 vs. New York, 1/15/66

HIGH INDIV. GAME (KNICKS)

53, A. Houston vs. New York, 2/16/03
53, W. Reed vs. New York, 11/1/67





Oklahoma City Thunder

208 Thunder Dr., Oklahoma City, OK 73102
phone: (405) 208-4800 / www.okcthunder.com

BASKETBALL DIRECTORY / GENERAL INFORMATION

Chairman: Clayton I. Bennett
Executive Vice President & General Manager: Sam Presti
Head Coach: Billy Donovan
Assistant Coaches: Mark Bryant, Vin Bhavnani, Maurice Cheeks, Adrian Griffin, Royal Ivey, Darko Rajakovic
Head Athletic Trainer: Joe Sharpe
Director of Basketball Communications: Matt Tumbleson
Manager of Basketball Communications: John Read
Home Court: Chesapeake Energy Arena (18,203) - opened in 2002
Colors: Blue, Red, Yellow, Dark Blue
Radio: WWLS (98.1 FM / 640 AM) - Matt Pinto
Spanish Radio: WKY (930 AM) - Eleno Ornelas
Television: Fox Sports Oklahoma - Michael Cage, Brian Davis, Lesley McCaslin, Nick Gallo



FRANCHISE TIMELINE

Seattle Sonics (founded 1967-68) W/L: 128-83
Oklahoma City (founded 2008-09) W/L: 12-19

ALL-TIME WIN / LOSS

	Home	Away	Neutral	Overall
All-Time Totals	87-36	53-66	-	140-102
Lakers vs. Oklahoma City	8-8	4-11	-	12-19

2016-17 RESULTS

10/30/16 @ Oklahoma City 96-113 (L)
11/22/16 vs. Oklahoma City 111-109 (W)
2/24/17 @ Oklahoma City 93-110 (L)

2017-18 MEETINGS

1/3/18 vs. Oklahoma City 7:30 pm (ESPN)
1/17/18 @ Oklahoma City 5:00 pm (ESPN)
2/4/18 @ Oklahoma City 11:00 am
2/8/18 vs. Oklahoma City 7:30 pm (TNT)

LAKERS 2016-17 STATISTICS VS. OKLAHOMA CITY

	G	GS	MIN	FG	FGA	FG%	FG3	FG3A	FG3%	FT	FTA	FT%	OFF	DEF	TOT	AST	PF	DQ	STL	TO	BLK	PTS	P/G
Russell	2	2	67	19	46	.413	7	21	.333	4	5	.800	2	7	9	11	3	0	6	7	0	49	24.5
Clarkson	3	0	84	19	45	.422	2	15	.133	4	6	.667	2	11	13	11	4	0	11	8	0	44	14.7
Mozgov	2	2	55	10	15	.667	0	0	---	4	4	1.000	5	3	8	3	4	0	0	3	3	24	12.0
Randle	3	3	81	14	27	.519	1	3	.333	7	11	.636	4	21	25	10	10	0	4	9	0	36	12.0
Young	3	3	80	11	32	.344	8	25	.320	6	7	.857	1	9	10	2	9	0	4	5	2	36	12.0
Zubac	1	0	27	5	9	.556	0	0	---	1	2	.500	1	5	6	1	1	0	1	1	3	11	11.0
Ingram	3	1	85	11	28	.393	4	11	.364	5	9	.556	2	10	12	9	5	0	2	6	0	31	10.3
Williams	2	0	43	6	19	.316	2	8	.250	6	7	.857	0	2	2	2	2	0	1	2	0	20	10.0
Calderon	2	1	27	4	6	.667	4	6	.667	0	0	---	0	6	6	4	3	0	2	3	0	12	6.0
Deng	3	2	59	7	21	.333	0	4	.000	0	2	.000	3	4	7	5	4	0	1	1	1	14	4.7
Nance	3	0	65	7	13	.538	0	0	---	0	0	---	8	10	18	5	2	0	5	3	4	14	4.7
Black	3	1	40	3	6	.500	0	0	---	1	1	1.000	4	7	11	0	6	0	0	3	4	7	2.3
Brewer (LAL)	1	0	4	1	2	.500	0	0	---	0	0	---	0	0	0	0	1	0	0	0	0	2	2.0
World Peace	1	0	4	0	2	.000	0	1	.000	0	0	---	0	0	0	0	0	0	1	0	0	0	0.0

CURRENT STREAK

Lost 1

LAST ROAD LOSS

2/24/17 (93-110)

FEWEST POINTS SCORED

75 @ Oklahoma City, 3/26/10
79 vs. Seattle, 12/23/92

CURRENT HOME STREAK

Won 1

LARGEST WINNING MARGIN

38 vs. Seattle, 2/2/68 (151-113)
18 @ Oklahoma City, 3/24/09 (107-89)

FEWEST POINTS ALLOWED

71 vs. Seattle, 3/19/96
85 vs. Oklahoma City, 11/22/09

CURRENT ROAD STREAK

Lost 10

LARGEST LOSING MARGIN

40 @ Oklahoma City, 12/19/15 (78-118)
33 @ Seattle, 11/30/00 (121-88)

HIGH INDIV. GAME (LAKERS)

44, L. Williams vs. Oklahoma City, 1/8/16
50, K. Bryant vs. Seattle, 4/15/07

LAST HOME WIN

11/22/16 (111-109)

MOST POINTS SCORED

154 vs. Seattle, 1/21/68
114 vs. Oklahoma City, 3/9/14

HIGH INDIV. GAME (THUNDER)

47, B. Rule @ Seattle, 11/21/67
43, K. Durant vs. Oklahoma City, 2/13/14

LAST ROAD WIN

2/27/11 (90-87)

MOST POINTS ALLOWED

137 @ Seattle, 11/21/67
131 @ Oklahoma City, 3/13/14

LAST HOME LOSS

1/8/16 (113-117)





ORLANDO MAGIC



Orlando Magic

8701 Maitland Summit Boulevard, Orlando, FL 32810
phone: (407) 916-2400 / fax: (407) 916-2830 / www.orlandomagic.com

BASKETBALL DIRECTORY / GENERAL INFORMATION

Senior Chairman: Rich DeVos
Chairman: Dan DeVos
Chief Executive Officer: Alex Martins
President of Basketball Operations: Jeff Weltman
General Manager: John Hammond
Head Coach: Frank Vogel
Assistant Coaches: Chad Forcier, Corliss Williamson, Jay Hernandez, Matt Hill
Athletic Trainer: Keon Weise
Chief Communications Officer: Joel Glass
Director of Communications: George Galante
Director of Corporate Communications: Trish Wingerson
Communications Manager: Melanie Curtisinger
Home Court: Amway Center (18,846) - opened in 2010
Colors: Blue, Silver, Black
Radio: ESPN 580 AM Orlando - Dennis Neumann, Richie Aduabato
Spanish Radio: Salsa 98.1 FM (WNUE-FM), Joey Colon
Television: Fox Sports Florida - David Steele, Jeff Turner, Dante Marchitelli

FRANCHISE TIMELINE

Orlando Magic (founded 1989-90)

ALL-TIME WIN / LOSS

	Home	Away	Neutral	Overall
Lakers vs. Magic	22-5	15-14	-	37-19

2016-17 RESULTS

12/23/16 @ Orlando 90-109 (L)
1/8/17 vs. Orlando 111-95 (W)

2017-18 MEETINGS

1/31/18 @ Orlando 4:00 pm
3/7/18 vs. Orlando 7:30 pm

LAKERS 2016-17 STATISTICS VS. ORLANDO

	G	GS	MIN	FG	FGA	FG%	FG3	FG3A	FG3%	FT	FTA	FT%	OFF	DEF	TOT	AST	PF	DQ	STL	TO	BLK	PTS	P/G
Randle	1	1	34	6	12	.500	1	1	1.000	6	8	.750	1	8	9	5	5	0	1	2	1	19	19.0
Russell	2	2	61	13	25	.520	3	9	.333	3	4	.750	1	9	10	10	7	0	5	5	2	32	16.0
Clarkson	2	0	56	10	23	.435	5	13	.385	2	2	1.000	1	8	9	6	1	0	1	5	0	27	13.5
Ingram	2	1	50	9	18	.500	2	6	.333	6	7	.857	1	5	6	4	6	0	0	4	1	26	13.0
Williams	2	0	38	6	23	.261	1	10	.100	10	11	.909	0	3	3	4	0	0	2	2	0	23	11.5
Deng	2	2	62	7	19	.368	3	8	.375	5	6	.833	2	11	13	3	3	0	0	2	1	22	11.0
Mozgov	2	2	55	8	14	.571	0	0	---	3	3	1.000	3	12	15	2	5	0	1	1	0	19	9.5
Black	1	0	12	3	5	.600	0	0	---	1	1	1.000	0	3	3	0	4	0	1	1	0	7	7.0
Zubac	1	0	17	2	7	.286	0	0	---	2	2	1.000	1	1	2	1	1	0	0	1	0	6	6.0
Robinson	2	0	29	5	10	.500	0	0	---	1	2	.500	7	10	17	1	3	0	1	2	2	11	5.5
Young	2	2	47	3	14	.214	1	7	.143	0	2	.000	1	3	4	0	0	0	2	2	3	7	3.5
Huerfias	1	0	17	1	4	.250	0	1	.000	0	0	---	0	2	2	3	0	0	2	2	1	2	2.0
World Peace	1	0	1	0	0	---	0	0	---	0	0	---	0	0	0	0	0	0	0	0	0	0	0.0

CURRENT STREAK

Won 1

LAST HOME LOSS

12/2/12 (103-113)

MOST POINTS ALLOWED

122 @ Orlando, 11/12/04

CURRENT HOME STREAK

Won 4

LAST ROAD LOSS

12/23/16 (90-109)

FEWEST POINTS SCORED

75 @ Orlando, 2/13/11

CURRENT ROAD STREAK

Lost 4

LARGEST WINNING MARGIN

26 vs. Orlando, 11/24/90 (115-89)

FEWEST POINTS ALLOWED

81 vs. Orlando, 12/6/96

LAST HOME WIN

1/8/17 (111-95)

LARGEST LOSING MARGIN

26 @ Orlando, 3/23/97 (84-110)

HIGH INDIV. GAME (LAKERS)

41, K. Bryant @ Orlando, 12/20/08
41, K. Bryant @ Orlando, 11/12/04

LAST ROAD WIN

3/12/13 (106-97)

MOST POINTS SCORED

121 vs. Orlando, 1/10/90

HIGH INDIV. GAME (MAGIC)

46, S. O'Neal @ Orlando, 3/8/95





Philadelphia 76ers

3 Banner Way, Camden, NJ 08103
 phone: (215) 339-7600 / www.sixers.com

BASKETBALL DIRECTORY / GENERAL INFORMATION

Managing General Partner: Josh Harris
Co-Managing General Partner: David Blitzer
Chief Executive Officer: Scott O'Neil
President of Basketball Operations: Bryan Colangelo
Head Coach: Brett Brown
Assistant Coaches: Jim O'Brien, Lloyd Pierce, Kevin Young, Billy Lange, John Townsend, Todd Wright
Head Athletic Trainer: Kevin Johnson
Public Relations: Dave Sholler, Patrick Rees, Lara Toscani Weems, Rob King, Zack Neiner
Home Court: Wells Fargo Center (20,328) - opened in 1996
Colors: Red, White, Blue
Radio: The Fanatic (97.5 FM) - Tom McGinnis
Television: Comcast SportsNet / The Comcast Network - Marc Zumoff, Alaa Abdelnaby, Molly Sullivan



FRANCHISE TIMELINE / LAKERS RECORD

Syracuse Nationals (founded 1949-50) W/L: 51-57
 Philadelphia 76ers (founded 1963-64) W/L: 93-76

ALL-TIME WIN / LOSS

	Home	Away	Neutral	Overall
Minneapolis Era	16-13	9-28	10-6	35-47
Los Angeles Era	64-27	36-49	9-10	109-86
All-Time Totals	80-40	45-77	19-16	144-133
Lakers vs. Philadelphia	55-27	34-45	4-4	93-76

2016-17 RESULTS

12/16/16 @ Philadelphia 100-89 (W)
 3/12/17 vs. Philadelphia 116-118 (L)

2017-18 MEETINGS

11/15/17 vs. Philadelphia 7:30 pm (ESPN)
 12/7/17 @ Philadelphia 5:00 pm (TNT)

LAKERS 2016-17 STATISTICS VS. PHILADELPHIA

	G	GS	MIN	FG	FGA	FG%	FG3	FG3A	FG3%	FT	FTA	FT%	OFF	DEF	TOT	AST	PF	DQ	STL	TO	BLK	PTS	P/G
Randle	2	2	68	18	31	.581	0	3	.000	10	12	83.3	3	18	21	7	9	0	3	8	2	46	23.0
Clarkson	2	0	60	14	25	.560	2	6	.333	10	11	90.9	2	7	9	10	1	0	1	4	1	40	20.0
Williams	1	0	23	5	12	.417	1	6	.167	7	8	87.5	0	0	0	3	0	0	4	1	0	18	18.0
Young	1	1	21	5	9	.556	2	5	.400	3	4	75.0	0	1	1	2	2	0	0	0	1	15	15.0
Russell	2	2	60	9	29	.310	4	14	.286	4	4	1.000	0	11	11	9	3	0	1	5	0	26	13.0
Zubac	1	1	19	4	5	.800	0	0	---	2	3	66.7	0	6	6	0	2	0	0	2	4	10	10.0
Ennis (LAL)	1	0	16	3	5	.600	1	2	.500	1	1	1.000	0	0	0	2	5	0	1	2	0	8	8.0
Deng	1	1	32	3	8	.375	1	5	.200	0	0	---	1	5	6	3	0	0	1	0	0	7	7.0
Ingram	2	1	59	6	17	.353	0	5	.000	2	2	1.000	1	5	6	2	2	0	3	5	2	14	7.0
Nance	2	0	56	5	7	.714	2	3	.667	0	1	1.000	4	11	15	3	5	0	5	3	3	12	6.0
Nwaba	1	1	16	1	3	.333	0	1	.000	4	4	1.000	0	1	1	0	2	0	0	0	1	6	6.0
Mozgov	1	1	19	2	5	.400	0	0	---	0	0	---	1	4	5	1	4	0	0	4	0	4	4.0
Black	2	0	21	3	5	.600	0	0	---	0	0	---	3	2	5	1	6	0	1	1	0	6	3.0
Brewer (LAL)	1	0	10	2	6	.333	0	0	---	0	0	---	0	0	0	0	1	0	0	0	0	4	4.0

CURRENT STREAK

Lost 1

LAST HOME LOSS

3/12/17 (116-118)

MOST POINTS ALLOWED

158 @ Philadelphia, 3/18/68

CURRENT HOME STREAK

Lost 1

LAST ROAD LOSS

12/11/15 (91-103)

FEWEST POINTS SCORED*

73 @ Philadelphia, 2/5/04

CURRENT ROAD STREAK

Won 1

LARGEST WINNING MARGIN

40 @ Philadelphia, 11/10/71 (143-103)
 40 vs. Philadelphia, 11/19/72 (135-95)

FEWEST POINTS ALLOWED*

78 vs. Syracuse, 11/22/56
 81 @ Philadelphia, 12/17/10

LAST HOME WIN

1/11/16 (93-84)

LARGEST LOSING MARGIN

31 @ Syracuse, 11/4/51 (67-98)
 30 @ Philadelphia, 3/18/68 (128-158)

HIGH INDIV. GAME (LAKERS)

56, E. Baylor vs. Syracuse, 1/24/61
 49, J. West vs. Philadelphia, 2/17/68

LAST ROAD WIN

12/16/16 (100-89)

MOST POINTS SCORED

154 vs. Philadelphia, 12/19/71

HIGH INDIV. GAME (76ERS)

65, W. Chamberlain @ Philadelphia, 2/7/66



* since introduction of the shot clock in 1954-55



PHOENIX SUNS



Phoenix Suns

201 East Jefferson Street, Phoenix, AZ 85004
phone: (602) 379-7900 / fax: (602) 379-7908 / www.suns.com

BASKETBALL DIRECTORY / GENERAL INFORMATION

Managing Partner: Robert Sarver
General Manager: Ryan McDonough
Head Coach: Earl Watson
Associate Head Coach: Jay Triano
Assistant Coaches: Tyrone Corbin, Nate Bjorkgren, Marlon Garnett
Head Athletic Trainer: Aaron Nelson
Vice President, Basketball Communications: Julie Fie
Senior Manager, Basketball Communications: Cole Mickelson
Manager, Basketball Communications: DC Headley
Home Court: Talking Stick Resort Arena (18,055) - opened in 1992
Colors: Purple, Orange, Black, Gray, Yellow
Radio: Arizona Sports 98.7 FM - Al McCoy, Tim Kempton
Spanish Radio: KSUN 1400 AM - Arturo Ochoa, Jorge Moreno, Enrique Cortez
Television: Fox Sports Arizona - Kevin Ray, Eddie Johnson, Ann Meyers Drysdale, Lindsey Smith

FRANCHISE TIMELINE

Phoenix Suns (founded 1968-69)

ALL-TIME WIN / LOSS

	Home	Away	Neutral	Overall
Lakers vs. Suns	90-31	46-74	-	136-105

2016-17 RESULTS

11/6/16 vs. Phoenix 119-108 (W)
12/9/16 vs. Phoenix 115-119 (L)
2/15/17 @ Phoenix 101-137 (L)
3/9/17 @ Phoenix 122-110 (W)

2017-18 MEETINGS

10/20/17 @ Phoenix 7:00 pm
11/13/17 @ Phoenix 6:00 pm
11/17/17 vs. Phoenix 7:30 pm
2/6/18 vs. Phoenix 7:30 pm

LAKERS 2016-17 STATISTICS VS. PHOENIX

	G	GS	MIN	FG	FGA	FG%	FG3	FG3A	FG3%	FT	FTA	FT%	OFF	DEF	TOT	AST	PF	DQ	STL	TO	BLK	PTS	P/G
Williams	3	0	85	22	44	.500	10	18	.556	16	21	.762	2	9	11	11	6	0	6	8	0	70	23.3
Russell	3	3	90	19	51	.373	10	21	.476	12	13	.923	3	10	13	14	7	0	5	6	1	60	20.0
Clarkson	4	1	129	27	63	.429	4	18	.222	8	13	.615	3	10	13	7	14	0	3	11	0	66	16.5
Randle	4	4	122	19	40	.475	2	5	.400	18	20	.900	8	24	32	16	16	0	4	9	1	58	14.5
Mozgov	2	2	42	10	19	.526	0	0	---	4	5	.800	7	5	12	3	4	0	0	4	0	24	12.0
Young	3	3	74	12	30	.400	6	16	.375	3	3	1.000	2	10	12	2	8	0	2	2	1	33	11.0
Zubac	2	0	31	10	19	.526	0	0	---	2	5	.400	4	3	7	0	5	0	1	1	2	22	11.0
Ingram	4	3	125	11	33	.333	2	8	.250	11	20	.550	3	14	17	7	5	0	3	4	4	35	8.8
Deng	3	2	80	8	17	.471	3	8	.375	3	4	.750	0	20	20	0	5	0	2	1	1	22	7.3
Huertias	2	0	27	6	11	.545	2	4	.500	0	0	---	0	1	1	4	3	0	0	1	0	14	7.0
Nance	4	0	74	11	22	.500	1	3	.333	4	5	.800	4	13	17	6	7	0	4	0	2	27	6.8
Black	3	2	40	5	11	.455	0	0	---	5	6	.833	7	8	15	1	6	0	1	6	2	15	5.0
Nwaba	1	0	14	1	3	.333	0	0	---	2	2	1.000	0	3	3	1	2	0	0	0	2	4	4.0
Robinson	2	0	16	1	2	.500	0	0	---	3	4	.750	3	3	6	1	1	0	0	0	1	5	2.5
Brewer (LAL)	1	0	12	1	3	.333	0	1	.000	0	0	---	0	1	1	4	1	0	1	2	0	2	2.0

CURRENT STREAK

Won 1

LAST HOME LOSS

12/9/16 (115-119)

MOST POINTS ALLOWED

138 @ Phoenix, 1/19/84

CURRENT HOME STREAK

Lost 1

LAST ROAD LOSS

2/15/17 (101-137)

FEWEST POINTS SCORED

76 @ Phoenix, 3/18/13

CURRENT ROAD STREAK

Won 1

LARGEST WINNING MARGIN

37 @ Phoenix, 12/28/00 (115-78)
37 vs. Phoenix, 1/2/87 (155-118)
37 @ Phoenix, 10/31/85 (144-107)

FEWEST POINTS ALLOWED

77 vs. Phoenix, 1/3/16

LAST HOME WIN

11/6/16 (119-108)

LARGEST LOSING MARGIN

36 @ Phoenix, 2/15/17 (137-101)

HIGH INDIV. GAME (LAKERS)

66, W. Chamberlain @ Phoenix, 2/9/69

LAST ROAD WIN

3/9/17 (122-110)

MOST POINTS SCORED

155 vs. Phoenix, 1/2/87

HIGH INDIV. GAME (SUNS)

43, G. Goodrich vs. Phoenix, 2/28/69





Portland Trail Blazers

One Center Court, Suite 200, Portland, OR 97227
 phone: (503) 234-9291 / www.trailblazers.com

BASKETBALL DIRECTORY / GENERAL INFORMATION

Owner: Paul Allen
President & CEO: Chris McGowan
President of Basketball Operations: Neil Olshey
Head Coach: Terry Stotts
Assistant Coaches: David Vanterpool, Nate Tibbetts, Dale Osbourne, John McCullough, Jim Moran
Head Athletic Trainer: Geoff Clark
Vice President of Basketball Communications: Jim Taylor
Basketball Communications Director: Collin Romer
Home Court: Moda Center (19,441) - opened in 1995
Colors: Scarlet, Black, White
Radio: Rip City Radio 620 AM - Brian Wheeler
Television: NBC Sports Northwest - Kevin Calabro, Lamar Hurd



FRANCHISE TIMELINE

Portland Trail Blazers (founded 1970-71)

ALL-TIME WIN / LOSS

Lakers vs. Blazers	Home 76-34	Away 42-68	Neutral -	Overall 118-102
--------------------	---------------	---------------	--------------	--------------------

2016-17 RESULTS

1/5/17 @ Portland 109-118 (L)
 1/10/17 vs. Portland 87-108 (L)
 1/25/17 @ Portland 98-105 (L)
 3/26/17 vs. Portland 81-97 (L)

2017-18 MEETINGS

11/2/17 @ Portland 7:30 pm (TNT)
 12/23/17 vs. Portland 6:30 pm
 3/5/18 @ Portland 7:30 pm

LAKERS 2016-17 STATISTICS VS. PORTLAND

	G	GS	MIN	FG	FGA	FG%	FG3	FG3A	FG3%	FT	FTA	FT%	OFF	DEF	TOT	AST	PF	DQ	STL	TO	BLK	PTS	P/IG
Russell	3	3	98	18	51	.353	1	19	.053	16	20	800	1	12	13	10	8	0	5	7	1	53	17.7
Williams	3	0	68	17	38	.447	9	17	.529	8	9	889	0	6	6	8	2	0	3	5	0	51	17.0
Clarkson	4	1	126	23	54	.426	9	20	.450	7	9	778	2	12	14	10	5	0	5	4	0	62	15.5
Young	3	3	93	12	34	.353	8	20	.400	4	5	800	1	5	6	2	8	0	1	1	1	36	12.0
Zubac	2	1	54	9	24	.375	0	2	.000	4	4	1,000	4	13	17	4	5	0	0	5	3	22	11.0
Deng	2	0	56	7	17	.412	1	6	.167	3	4	750	4	7	11	0	0	0	2	0	1	18	9.0
Nwaba	1	0	29	4	4	1.000	1	1	1.000	0	1	1,000	0	1	1	0	2	0	1	1	0	9	9.0
Randle	4	4	110	12	38	.316	0	1	.000	11	16	688	5	28	33	11	15	0	2	8	1	35	8.8
Ennis (LAL)	1	0	26	6	15	.400	1	6	.167	1	2	500	0	3	3	5	1	0	3	1	0	14	14.0
Ingram	3	1	83	6	17	.353	4	9	.444	6	10	600	2	10	12	5	5	0	0	5	3	22	7.3
Robinson	2	0	31	7	11	.636	0	0	---	0	0	---	4	3	7	4	4	0	2	1	1	14	7.0
Nance	2	0	46	5	11	.455	0	2	.000	1	5	200	3	9	12	2	2	0	0	0	3	11	5.5
Mozgov	3	3	45	7	16	.438	0	0	---	1	1	1,000	3	8	11	1	7	0	0	3	2	15	5.0
Brewer (LAL)	1	1	19	1	5	.200	1	2	.500	0	0	---	0	2	2	1	0	0	1	0	2	3	3.0
Black	4	0	54	3	7	.429	0	0	---	2	4	500	5	15	20	2	11	0	0	2	2	8	2.0
Huertas	1	0	3	1	1	1.000	0	0	---	0	0	---	0	1	1	1	0	0	0	0	0	2	2.0
Calderon	2	1	18	0	3	.000	0	1	.000	0	0	---	0	2	2	2	2	0	0	1	0	0	0.0
World Peace	1	0	3	0	1	.000	0	0	---	0	0	---	0	0	0	0	0	0	0	0	0	0	0.0

CURRENT STREAK

Lost 12

LAST HOME LOSS

3/26/17 (81-97)

MOST POINTS ALLOWED

145 @ Portland, 4/9/77

CURRENT HOME STREAK

Lost 7

LAST ROAD LOSS

1/25/17 (98-105)

FEWEST POINTS SCORED

80 vs. Portland, 4/6/04

CURRENT ROAD STREAK

Lost 6

LARGEST WINNING MARGIN

36 @ Portland, 1/1/87 (140-104)
 36 vs. Portland, 12/10/72 (137-101)

FEWEST POINTS ALLOWED

76 vs. Portland, 10/28/08

LAST HOME WIN

2/22/13 (111-107)

LARGEST LOSING MARGIN

46 @ Portland, 1/9/95 (129-83)

HIGH INDIV. GAME (LAKERS)

65, K. Bryant vs. Portland, 3/16/07

LAST ROAD WIN

3/3/14 (107-106)

MOST POINTS SCORED

153 vs. Portland, 1/30/72

HIGH INDIV. GAME (BLAZERS)

43, C. Drexler @ Portland, 4/21/89





SACRAMENTO KINGS



Sacramento Kings

500 David J. Stern Walk, Sacramento, CA 95814
phone: (916) 928-0000 / www.kings.com

BASKETBALL DIRECTORY / GENERAL INFORMATION

Owner: Vivek Ranadivé
Vice President of Basketball Operations & GM: Vlade Divac
Head Coach: Dave Joerges
Assistant Coaches: Elston Turner, Bryan Gates, Bob Thornton, Jason March, Duane Ticknor
Director of Sports Medicine: Pete Youngman
Head Athletic Trainer: Manny Romero
Sr. Vice President, Communications: Joelle Terry
Director, Media Relations: Chris Clark
Home Court: Golden 1 Center (17,608) - opened in 2016
Colors: Black, Purple, Silver
Radio: KHTK (1140 AM) - Gary Gerould
Television: NBC California - Grant Napear, Jerry Reynolds, Doug Christie, Kayte Christensen

FRANCHISE TIMELINE / LAKERS RECORD

Rochester Royals	(founded 1948-49)	W/L: 52-34
Cincinnati Royals	(founded 1957-58)	W/L: 78-59
Kansas City/Omaha Royals	(founded 1972-73)	W/L: 11-5
Kansas City Kings	(founded 1975-76)	W/L: 37-11
Sacramento Kings	(founded 1985-86)	W/L: 92-44

2016-17 RESULTS

11/10/16	@ Sacramento	101-91 (W)
12/12/16	@ Sacramento	92-116 (L)
2/14/17	vs. Sacramento	96-97 (L)
4/7/17	vs. Sacramento	98-94 (W)

ALL-TIME WIN / LOSS

	Home	Away	Neutral	Overall
Minneapolis Era	39-9	17-32	14-12	70-53
Los Angeles Era	117-29	70-67	13-4	200-100
All-Time Totals	156-38	87-99	27-16	270-153
Lakers vs. Sacramento	51-16	41-28	-	92-44

2017-18 MEETINGS

11/22/17	@ Sacramento	7:30 pm (ESPN)
1/9/18	vs. Sacramento	7:30 pm
2/24/18	@ Sacramento	7:00 pm
4/1/18	vs. Sacramento	6:30 pm

LAKERS 2016-17 STATISTICS VS. SACRAMENTO

	G	GS	MIN	FG	FGA	FG%	FG3	FG3A	FG3%	FT	FTA	FT%	OFF	DEF	TOT	AST	PF	DQ	STL	TO	BLK	PTS	P/G
Williams	3	0	73	19	42	.452	9	22	.409	17	21	.810	0	4	4	8	0	0	6	8	2	64	21.3
Russell	4	4	99	20	41	.488	8	16	.500	7	8	.875	1	8	9	11	5	0	3	17	0	55	13.8
Randle	4	4	109	20	41	.488	1	5	.200	12	14	.857	12	16	28	9	10	0	1	7	1	53	13.3
Young	3	3	85	12	31	.387	9	24	.375	1	2	.500	0	6	6	6	6	0	2	3	0	34	11.3
Clarkson	4	1	102	16	38	.421	4	12	.333	7	8	.875	2	13	15	17	7	0	3	8	1	43	10.8
Deng	3	2	70	10	21	.476	2	6	.333	0	1	.000	2	11	13	5	0	0	4	4	0	22	7.3
Mozgov	3	2	67	11	16	.688	0	0	---	0	0	---	8	4	12	1	9	0	1	2	1	22	7.3
Ingram	4	2	106	12	33	.364	1	6	.167	4	11	.364	6	12	18	9	5	0	2	3	0	29	7.3
Black	3	1	52	9	16	.563	1	1	1.000	1	2	.500	6	6	12	2	12	1	3	2	1	20	6.7
Robinson	2	0	34	6	11	.545	0	0	---	1	4	.250	5	6	11	1	1	0	3	3	2	13	6.5
Brewer (LAL)	1	0	22	2	7	.286	0	2	.000	2	2	1.000	0	2	2	1	1	0	2	4	0	6	6.0
Nance	4	1	91	8	16	.500	0	3	.000	4	8	.500	7	20	27	5	12	0	10	7	1	20	5.0
Ennis (LAL)	1	0	24	2	9	.222	0	3	.000	0	0	---	0	1	1	2	0	0	1	0	0	4	4.0
World Peace	2	0	12	0	3	.000	0	3	.000	2	2	1.000	1	1	2	1	1	0	1	1	0	2	1.0
Huertás	1	0	2	0	0	---	0	0	---	0	0	---	0	0	0	0	0	0	0	0	0	0	0.0
Zubac	2	0	13	0	2	.000	0	0	---	0	0	---	0	5	5	0	2	0	0	2	0	0	0.0

CURRENT STREAK

Won 1

CURRENT HOME STREAK

Won 1

CURRENT ROAD STREAK

Lost 1

LAST HOME WIN

4/7/17 (98-94)

LAST ROAD WIN

11/10/16 (101-91)

LAST HOME LOSS

2/14/17 (96-97)

LAST ROAD LOSS

12/12/16 (92-116)

LARGEST WINNING MARGIN

44 vs. Cincinnati, 2/6/68 (146-102)

36 vs. Sacramento, 2/4/87 (128-92)

LARGEST LOSING MARGIN

34 @ Cincinnati, 1/5/71 (146-112)

24 vs. Sacramento, 3/28/01 (108-84)

MOST POINTS SCORED

146 vs. Cincinnati, 2/6/68

135 vs. Sacramento, 4/3/86

MOST POINTS ALLOWED

146 @ Cincinnati, 1/5/71

132 @ Sacramento, 10/30/15

FEWEST POINTS SCORED*

76 vs. Rochester, 3/3/55

82 @ Sacramento, 2/16/95

FEWEST POINTS ALLOWED*

72 @ Sacramento, 3/25/01

HIGH INDIV. GAME (LAKERS)

61, G. Mikan vs. Rochester, 1/20/52

51, K. Bryant @ Sacramento, 1/19/06

HIGH INDIV. GAME (KINGS)

59, J. Twyman @ Cincinnati, 1/15/60

40, M. Bibby @ Sacramento, 1/19/06

40, D. Cousins vs. Sacramento, 2/14/17





San Antonio Spurs

One AT&T Center, San Antonio, TX 78219
 phone: (210) 444-5500 / www.spurs.com

BASKETBALL DIRECTORY / GENERAL INFORMATION

Chairman & CEO: Julianna Hawn Holt
President of Basketball Operations: Rick Pych
President of Basketball Operations/Head Coach: Gregg Popovich
President of Sports Franchises / General Manager: R.C. Buford
Assistant Coaches: Ettore Messina, Ime Udoka, James Borrego, Chip Engelland, Becky Hammon, Will Hardy
Head Athletic Trainer: Will Sevensen
Senior Director of Communications: Tom James
Basketball Communications Manager: Kris Davis
Home Court: AT&T Center (18,418) - opened in 2002
Colors: Metallic Silver, Black
Radio: WOAI (1200 AM) - Bill Schoening
Spanish Radio: KXTN (107.5 FM) - Paul Castro
Television: KENS (Ch. 5), KMY5 (Ch. 35), FOX Sports Southwest (Ch. 26) - Bill Land, Sean Elliott, Andrew Monaco



FRANCHISE TIMELINE

San Antonio Spurs (founded 1976-77)

ALL-TIME WIN / LOSS

Lakers vs. Spurs	Home 46-35	Away 32-51	Neutral -	Overall 78-86
------------------	---------------	---------------	--------------	------------------

2016-17 RESULTS

11/18/16 vs. San Antonio 107-116 (L)
 1/12/17 @ San Antonio 94-134 (L)
 2/26/17 vs. San Antonio 98-119 (L)
 4/5/17 @ San Antonio 102-95 (W)

2017-18 MEETINGS

1/11/18 vs. San Antonio 7:30 pm (TNT)
 3/3/18 @ San Antonio 6:00 pm
 4/4/18 vs. San Antonio 7:30 pm

LAKERS 2016-17 STATISTICS VS. SAN ANTONIO

	G	GS	MIN	FG	FGA	FG%	FG3	FG3A	FG3%	FT	FTA	FT%	OFF	DEF	TOT	AST	PF	DQ	STL	TO	BLK	PTS	P/G
Clarkson	4	1	110	28	59	.475	5	14	.357	9	12	.750	2	10	12	10	7	0	2	10	0	70	17.5
Williams	2	0	45	11	20	.550	3	8	.375	9	10	.900	1	4	5	5	5	0	2	4	0	34	17.0
Russell	2	2	56	12	29	.414	3	8	.375	0	0	---	2	4	6	6	4	0	1	4	0	27	13.5
Randle	4	4	121	20	45	.444	0	4	.000	12	18	.667	4	31	35	19	11	0	1	8	1	52	13.0
Young	3	3	65	13	26	.500	7	15	.467	5	6	.833	1	3	4	3	4	0	0	3	1	38	12.7
Ingram	4	2	104	17	35	.486	2	10	.200	7	9	.778	3	8	11	6	8	0	1	5	3	43	10.8
Nwaba	1	0	29	5	9	.556	0	0	---	0	2	.000	1	4	5	3	0	0	1	1	0	10	10.0
Ennis (LAL)	2	1	47	10	17	.588	4	6	.667	0	0	---	1	0	1	8	2	0	3	1	0	24	12.0
Nance	3	1	57	8	17	.471	1	1	1.000	4	4	1.000	3	12	15	2	0	0	1	2	2	21	7.0
Robinson	3	0	46	9	17	.529	0	0	---	2	4	.500	7	11	18	2	5	0	6	4	0	20	6.7
World Peace	1	0	17	2	5	.400	1	1	1.000	0	0	---	0	1	1	0	1	0	0	2	0	5	5.0
Brewer (LAL)	2	0	34	3	9	.333	2	3	.667	2	2	1.000	1	2	3	5	3	0	3	2	0	10	5.0
Zubac	2	0	33	5	10	.500	0	0	---	0	2	.000	2	4	6	1	4	0	3	3	2	10	5.0
Deng	3	2	66	5	17	.294	3	8	.375	0	0	---	3	8	11	6	6	0	3	3	0	13	4.3
Black	4	1	73	6	11	.545	0	0	---	5	7	.714	7	14	21	4	11	0	1	1	1	17	4.3
Calderon	2	1	18	2	6	.333	1	2	.500	0	0	---	1	1	2	3	2	0	0	0	0	5	2.5
Huertas	1	0	15	0	6	.000	0	1	.000	2	2	1.000	0	1	1	3	0	0	0	0	0	2	2.0
Mozgov	2	2	24	0	7	.000	0	0	---	0	0	---	6	2	8	0	4	0	0	3	1	0	0.0

CURRENT STREAK

Won 1

LAST ROAD LOSS

1/12/17 (94-134)

FEWEST POINTS SCORED

80 @ San Antonio, 2/8/99
 80 vs. San Antonio, 4/8/00
 80 vs. San Antonio, 11/14/14

CURRENT HOME STREAK

Lost 7

LARGEST WINNING MARGIN

40 vs. San Antonio, 3/30/89 (138-98)

FEWEST POINTS ALLOWED

75 @ San Antonio, 2/8/99
 75 @ San Antonio, 4/13/98

CURRENT ROAD STREAK

Won 1

LARGEST LOSING MARGIN

40 @ San Antonio, 1/12/17 (94-134)

LAST HOME WIN

4/14/13 (91-86)

MOST POINTS SCORED

147 vs. San Antonio, 3/20/87
 147 vs. San Antonio, 11/15/87

HIGH INDIV. GAME (LAKERS)

44, K. Bryant vs. San Antonio, 2/14/03

LAST ROAD WIN

4/5/17 (102-95)

MOST POINTS ALLOWED

137 @ San Antonio, 4/3/84

HIGH INDIV. GAME (SPURS)

44, G. Banks @ San Antonio, 4/13/83
 44, R. Brewer @ San Antonio, 11/10/81

LAST HOME LOSS

2/26/17 (98-119)





TORONTO RAPTORS



Toronto Raptors

BioSteel Centre, 30 British Columbia Road
Toronto, Ontario M6K 3C3
phone: (416) 815-2801 / www.raptors.com

BASKETBALL DIRECTORY / GENERAL INFORMATION

Chairman of the Board & NBA Governor: Lawrence M. Tanenbaum, O.C.
President: Masai Ujiri

General Manager: Bobby Webster

Head Coach: Dwane Casey

Assistant Coaches: Rex Kalamian, Nick Nurse, Jama Mahlahela,
Patrick Mutombo, Jim Sann

Assistant Coach / Director of Sports Science: Alex McKechnie

Head Athletic Trainer: Scott McCullough

Director, Communications: Jennifer Quinn

Senior Manager, Basketball Communications: Roven Yau

Home Court: Air Canada Centre (19,800) - opened in 1999

Colors: Red, Black, Silver

Radio: TSN Radio 1050 (AM 1050) / Sportsnet 590 (AM 590) -

Paul Jones, Eric Smith, Jack Armstrong, Sherman Hamilton

Television: TSN / TSN 2 / Sportsnet / Sportsnet ONE -

Matt Devlin, Leo Rautins, Jack Armstrong, Sherman Hamilton

FRANCHISE TIMELINE

Toronto Raptors (founded 1995-96)

ALL-TIME WIN / LOSS

	Home	Away	Neutral	Overall
Lakers vs. Raptors	15-5	13-8	-	28-13

2016-17 RESULTS

12/2/16 @ Toronto 80-113 (L)

1/1/17 vs. Toronto 114-123 (L)

2017-18 MEETINGS

10/27/17 vs. Toronto 7:30 pm

1/28/17 @ Toronto 3:00 pm

LAKERS 2016-17 STATISTICS VS. TORONTO

	G	GS	MIN	FG	FGA	FG%	FG3	FG3A	FG3%	FT	FTA	FT%	OFF	DEF	TOT	AST	PF	DQ	STL	TO	BLK	PTS	P/G
Russell	1	1	31	9	18	.500	6	12	.500	4	6	.667	1	3	4	5	2	0	1	0	0	28	28.0
Young	1	1	30	8	14	.571	7	9	.778	3	3	1.000	0	2	2	0	3	0	2	2	0	26	26.0
Ingram	2	1	61	10	23	.435	1	8	.125	2	2	1.000	2	7	9	4	5	0	0	1	0	23	11.5
Randle	2	2	58	7	18	.389	0	0	---	9	10	.900	5	12	17	8	7	0	3	7	3	23	11.5
Williams	2	0	42	7	25	.280	3	10	.300	4	7	.571	0	1	1	5	4	0	0	4	0	21	10.5
Clarkson	2	0	48	5	20	.250	3	11	.273	3	4	.750	1	1	2	2	2	0	2	2	0	16	8.0
Robinson	2	0	27	8	13	.615	0	0	---	0	4	.000	9	4	13	2	2	0	1	2	0	16	8.0
Black	2	0	34	4	14	.286	0	0	---	7	8	.875	9	6	15	2	6	0	0	1	0	15	7.5
Nance	1	0	23	3	6	.500	0	0	---	0	0	---	2	4	6	0	1	0	0	0	0	6	6.0
Calderon	1	1	18	2	7	.286	1	2	.500	0	0	---	1	4	5	2	0	0	0	1	0	5	5.0
Mozgov	2	2	39	3	12	.250	0	0	---	2	2	1.000	2	5	7	1	5	0	1	2	1	8	4.0
Huertias	1	0	8	1	2	.500	0	1	.000	1	2	.500	0	1	1	1	1	0	1	1	0	3	3.0
Deng	2	2	54	2	12	.167	0	4	.000	0	0	---	2	4	6	3	1	0	3	0	0	4	2.0
World Peace	1	0	6	0	1	.000	0	1	.000	0	0	---	1	0	1	0	0	0	0	0	1	0	0.0

CURRENT STREAK

Lost 5

LAST HOME LOSS

1/1/17 (114-123)

MOST POINTS ALLOWED

123 vs. Toronto, 1/1/17

CURRENT HOME STREAK

Lost 2

LAST ROAD LOSS

12/2/16 (80-113)

FEWEST POINTS SCORED

80 @ Toronto, 12/2/16

CURRENT ROAD STREAK

Lost 3

LARGEST WINNING MARGIN

20 @ Toronto, 1/6/02 (109-89)

20 @ Toronto, 2/1/08 (121-101)

FEWEST POINTS ALLOWED

79 vs. Toronto, 11/12/03

LAST HOME WIN

11/30/14 (129-122 OT)

LARGEST LOSING MARGIN

33 @ Toronto, 12/2/16 (113-80)

HIGH INDIV. GAME (LAKERS)

81, K. Bryant vs. Toronto, 1/22/06

LAST ROAD WIN

1/19/14 (112-106)

MOST POINTS SCORED

129 vs. Toronto, 11/30/14 (OT)

122 vs. Toronto, 1/22/06

HIGH INDIV. GAME (RAPTORS)

41, K. Lowry vs. Toronto, 1/1/17





Utah Jazz

1414 South 500 West, Salt Lake City, UT 84115
 phone: (801) 325-2500 / www.utahjazz.com

DIRECTORY / GENERAL INFORMATION

Owner: Gail Miller
General Manager: Dennis Lindsey
Head Coach: Quin Snyder
Assistant Coaches: Igor Kokoskov, Alex Jensen, Johnnie Bryant, Zach Guthrie, Antonio Lang, Lamar Skeeter, Jeff Watkinson, Mike Wells
Head Athletic Trainer: Eric Waters
Sr. Vice President, Communications: Frank Zang
Vice President, Communications: Derek Garduño
Director, Communications: Lindsay Twiss
Manager, Communications: Danny Franks
Home Court: Vivint Smart Home Arena (19,911) - opened in 1991
Colors: Navy, Dark Green, and Dark Yellow
Radio: KZNS (1280 AM / 97.5 FM) - David Locke, Ron Boone
Television: AT&T SportsNet - Craig Bolerjack, Matt Harpring, Kristen Kenney



FRANCHISE TIMELINE / LAKERS RECORD

New Orleans Jazz (founded 1974-75) W/L: 13-5
 Utah Jazz (founded 1979-80) W/L: 92-66

ALL-TIME WIN / LOSS

	Home	Away	Neutral	Overall
All-Time Totals	65-23	40-48	-	105-71
Lakers vs. Utah	57-22	35-44	-	92-66

2016-17 RESULTS

10/28/16 @ Utah 89-96 (L)
 12/5/16 vs. Utah 101-107 (L)
 12/27/16 vs. Utah 100-102 (L)
 1/26/17 @ Utah 88-96 (L)

2017-18 MEETINGS

10/28/17 @ Utah 6:00 pm
 4/3/18 @ Utah 6:00 pm
 4/8/18 vs. Utah 3:00 pm

LAKERS 2016-17 STATISTICS VS. UTAH

	G	GS	MIN	FG	FGA	FG%	FG3	FG3A	FG3%	FT	FTA	FT%	OFF	DEF	TOT	AST	PF	DQ	STL	TO	BLK	PTS	P/G
Williams	4	0	114	31	61	.508	10	20	.500	25	26	.962	0	13	13	17	9	0	2	9	0	97	24.3
Zubac	1	0	26	6	11	.545	0	0	---	4	4	1.000	2	8	10	1	1	0	0	0	0	16	16.0
Randle	3	3	95	17	31	.548	2	2	1.000	7	10	.700	11	16	27	5	10	0	3	4	2	43	14.3
Clarkson	4	0	125	23	50	.460	1	8	.125	2	2	1.000	4	13	17	7	8	0	2	12	2	49	12.3
Young	3	3	76	10	27	.370	4	13	.308	6	6	1.000	0	5	5	1	11	0	3	2	1	30	10.0
Mozgov	4	4	86	12	28	.429	0	0	---	12	16	.750	9	14	23	3	11	0	4	2	4	36	9.0
Deng	4	4	116	14	35	.400	3	9	.333	1	1	1.000	6	21	27	2	9	0	5	3	2	32	8.0
Russell	2	2	56	5	25	.200	1	8	.125	2	5	.400	2	4	6	9	5	0	2	5	0	13	6.5
Black	3	1	52	9	17	.529	0	0	---	1	2	.500	9	5	14	2	5	0	3	2	1	19	6.3
Nance	2	0	39	4	8	.500	1	2	.500	0	1	.000	4	6	10	3	6	0	0	2	0	9	4.5
Robinson	3	0	36	6	9	.667	0	0	---	1	2	.500	2	7	9	1	7	0	2	2	0	13	4.3
World Peace	1	1	12	2	5	.400	0	0	---	0	0	---	1	0	1	1	2	0	0	0	0	4	4.0
Huerias	2	0	33	3	9	.333	0	1	.000	0	0	---	1	4	5	6	2	0	0	3	0	6	3.0
Ingram	4	1	81	4	19	.211	0	4	.000	3	4	.750	0	6	6	4	9	0	1	3	1	11	2.8
Calderon	1	1	12	0	3	.000	0	0	---	0	0	---	0	1	1	1	2	0	0	1	0	0	0.0

CURRENT STREAK

Lost 4

LAST HOME LOSS

12/27/16 (100-102)

MOST POINTS ALLOWED

130 vs. Utah, 11/22/83 (OT)
 125 vs. New Orleans, 12/26/78
 123 @ Utah, 3/28/16

CURRENT HOME STREAK

Lost 2

LAST ROAD LOSS

1/26/17 (88-96)

FEWEST POINTS SCORED

73 vs. Utah, 3/19/15

CURRENT ROAD STREAK

Lost 4

LARGEST WINNING MARGIN

46 vs. Utah, 2/4/00 (113-67)
 46 vs. Utah, 3/5/86 (130-84)

FEWEST POINTS ALLOWED

67 vs. Utah, 2/4/00

LAST HOME WIN

4/13/16 (101-96)

LARGEST LOSING MARGIN

48 @ Utah, 3/28/16 (75-123)

HIGH INDIV. GAME (LAKERS)

60, K. Bryant vs. Utah, 4/13/16

LAST ROAD WIN

2/25/15 (100-97)

MOST POINTS SCORED

132 vs. Utah, 11/30/06

HIGH INDIV. GAME (JAZZ)

50, A. Dantley @ Utah, 11/27/79





WASHINGTON WIZARDS



Washington Wizards

601 F Street NW, Washington DC, 20004

phone: (202) 661-5000 / www.washingtonwizards.com

DIRECTORY / GENERAL INFORMATION

Founder, Chairman & Majority Owner: Ted Leonsis

President of Basketball Operations: Ernie Grunfeld

Senior Vice President of Basketball Operations: Tommy Sheppard

Head Coach: Scott Brooks

Assistant Coaches: Tony Brown, Sidney Lowe, Chad Skse,

Mike Terpstra, Maz Trakh

Head Athletic Trainer: Corey Bennett

Communications: Scott Hall, DeAndre Phillips, Daren Jenkins

Home Court: Capital One Arena (20,356) - opened in 1997

Colors: Red, White, Blue

Radio: WNEW (99.1 FM)/WFED (1500 AM) - Dave Johnson, Glen Consor

Television: NBC Sports Washington - Steve Buckhantz, Kara Lawson, Chris Miller

FRANCHISE TIMELINE / LAKERS RECORD

Chicago Packers	(founded 1961-62)	W/L: 8-2
Chicago Zephyrs	(founded 1962-63)	W/L: 7-3
Baltimore Bullets	(founded 1963-64)	W/L: 45-26
Capitol Bullets	(founded 1973-74)	W/L: 2-2
Washington Bullets	(founded 1974-75)	W/L: 34-22
Washington Wizards	(founded 1997-98)	W/L: 21-16

ALL-TIME WIN / LOSS

	Home	Away	Neutral	Overall
All-Time Totals	67-23	43-49	7-0	117-72
Lakers vs. Bullets/Wizards	59-22	38-45	5-0	102-67

2016-17 RESULTS

2/2/17 @ Washington 108-116 (L)
3/28/17 vs. Washington 108-119 (L)

2017-18 MEETINGS

10/25/17 vs. Washington 7:30 pm (ESPN)
11/9/17 @ Washington 4:00 pm

LAKERS 2016-17 STATISTICS VS. WASHINGTON

	G	GS	MIN	FG	FGA	FG%	FG3	FG3A	FG3%	FT	FTA	FT%	OFF	DEF	TOT	AST	PF	DQ	STL	TO	BLK	PTS	P/G
Russell	2	2	71	15	36	.417	8	22	.364	7	10	.700	2	11	13	20	4	0	1	11	2	45	22.5
Clarkson	2	1	68	19	32	.594	4	11	.364	0	0	---	2	4	6	4	2	0	0	2	0	42	21.0
Deng	1	1	32	6	11	.545	3	7	.429	2	2	1.000	3	3	6	0	1	0	0	1	1	17	17.0
Williams	1	0	23	4	12	.333	2	8	.250	5	5	1.000	0	2	2	4	2	0	0	3	0	15	15.0
Black	2	1	48	10	12	.833	0	0	---	3	5	.600	2	11	13	1	9	0	1	4	2	23	11.5
Ennis (LAL)	1	0	27	4	9	.444	2	4	.500	1	2	.500	0	0	0	1	2	0	1	4	0	11	11.0
Brewer (LAL)	1	1	15	3	4	.750	0	0	---	3	4	.750	0	2	2	0	1	0	0	1	1	9	9.0
Nwaba	1	0	23	4	5	.800	0	0	---	0	0	---	2	6	8	1	0	0	3	3	1	8	8.0
Young	1	1	24	3	10	.300	1	8	.125	0	0	---	0	1	1	0	3	0	0	0	0	7	7.0
Zubac	2	1	29	5	12	.417	0	0	---	4	4	1.000	2	5	7	1	4	0	2	1	2	14	7.0
Nance	2	0	43	6	14	.429	0	0	---	0	0	---	8	9	17	2	5	0	3	1	2	12	6.0
Ingram	1	0	21	1	3	.333	0	0	---	3	4	.750	1	5	6	0	3	0	1	0	3	5	5.0
Randle	2	1	38	3	11	.273	0	1	.000	2	2	1.000	1	7	8	5	3	0	0	4	1	8	4.0
Mozgov	1	1	17	0	1	.000	0	0	---	0	0	---	0	1	1	1	3	0	0	3	2	0	0.0

CURRENT STREAK

Lost 3

LAST HOME LOSS

3/28/17 (108-119)

MOST POINTS ALLOWED

147 vs. Washington, 12/17/06 (OT)
137 @ Baltimore, 11/7/65

CURRENT HOME STREAK

Lost 5

LAST ROAD LOSS

2/2/17 (108-116)

FEWEST POINTS SCORED

81 @ Washington, 3/14/05

CURRENT ROAD STREAK

Lost 1

LARGEST WINNING MARGIN

35 vs. Washington, 3/16/94 (129-94)

FEWEST POINTS ALLOWED

72 @ Washington, 3/9/91

LAST HOME WIN

12/7/10 (115-108)

LARGEST LOSING MARGIN

32 vs. Baltimore, 11/23/69 (97-129)

HIGH INDIV. GAME (LAKERS)

55, K. Bryant vs. Washington, 3/28/03

LAST ROAD WIN

12/2/15 (108-104)

MOST POINTS SCORED

151 vs. Baltimore, 2/6/72

HIGH INDIV. GAME (WIZARDS)

60, G. Arenas vs. Washington, 12/17/06





COMMUNITY RELATIONS

336 | NBA Cares
337 | Lakers In The Community

2012
LAKERS SOLID
EST. WEST BANK

NBA Cares is the league's global social responsibility program that builds on the NBA's mission of addressing important social issues. NBA Cares programs and participants have provided more than 4.1 million hours of hands-on service and created more than 1,115 places where kids and families can live, learn or play in communities around the world. The NBA also engages more than 18 million youth annually, inspiring play and teaching the values of the game. NBA Cares works with internationally recognized youth-serving programs that support education, youth and family development, and health-related causes, including: Thurgood Marshall College Fund, Special Olympics, YMCA of the USA, Boys & Girls Clubs of America, UNICEF, the Make-A-Wish Foundation, Share Our Strength and GLSEN.

For more information about the NBA's latest community outreach efforts, please visit www.cares.nba.com



LOS ANGELES LAKERS COMMUNITY RELATIONS

LAKERS YOUTH FOUNDATION MISSION

The Los Angeles Lakers Youth Foundation supports local non-profit and youth organizations that are dedicated to improving the quality of life in our community. We are committed to utilizing our resources to provide educational, athletic and recreational opportunities to Los Angeles youth.

BUSS FAMILY & THE LAKERS

During his lifetime, as a result of his considerable charitable efforts, Dr. Jerry Buss was honored by a wide range of organizations that included City of Hope, NAACP, the B'Nai B'rith, United Negro College Fund, United Indian Development Association, National Organization of Women, Boys and Girls Clubs of America, Muscular Dystrophy Association, the Los Angeles Human Relations Commission, Heart of Los Angeles Youth and Special Olympics of Southern California. Following in their father's footsteps, the Buss family's philanthropic and community support is as diverse as the community in which they live and work.

The Lakers and the Lakers Youth Foundation annually donate hundreds of thousands of dollars, tickets, merchandise, and autographed items to support countless neighborhood schools, libraries, and churches as well as non-profit organizations which attend to the needs of communities in Southern California.




LAKERS "READ TO ACHIEVE"

The Los Angeles Lakers Read to Achieve campaign enjoys continued success as the organization and its players focus their efforts on literacy and instilling the joy of reading in Los Angeles youth. The main components of the program are the annual reading challenge, book drive and the development of Lakers Reading and Learning Centers throughout L.A. and Hawaii.

Currently in its 17th year, the Lakers Read to Achieve Reading Challenge is open to local elementary schools and has encouraged nearly 350,000 students to read for Lakers prizes and tickets. Students who complete the challenge receive a Lakers prize, a certificate of completion, and are entered into a drawing to win Lakers tickets. Classrooms with a 100% completion rate are eligible to win Grand Prizes.

Chick Hearn Night has been celebrated at the Lakers home game closest to Chick's birthday every season since his passing in 2002. On Chick Hearn Night, a school supplies drive is held to celebrate Chick's passion for education and the Lakers commitment to the community. In addition, the annual Chick Hearn Memorial Scholarship is presented to help two aspiring sports journalists pursue their dreams.

Since 2002, the Lakers have created fifteen Lakers Reading Rooms or Lakers Reading and Learning Centers throughout Los Angeles and Hawaii. Each site was remodeled with new carpet, paint, bookshelves, tables, chairs, sofas, children's books, and framed Lakers photos, offering children a safe and fun learning environment dedicated to literacy.





LAKERS IN THE COMMUNITY

LAKERS “TEAM UP”

Lakers Team Up is the organization’s service initiative, designed to allow the Lakers staff to give back to our community. Last season we donated our time to many local and national nonprofit organizations, including: US Vets, LA Works, Operation Gratitude, Los Angeles Regional Food Bank, and The Midnight Mission.

GRANTING WISHES

In collaboration with wish granting organizations, the Los Angeles Lakers regularly provide game tickets and arrange player meetings for children and adults facing life-threatening medical conditions. Over the past 16 years, the Lakers have granted over 360 special wishes for children and adults from all over the United States, Canada, and as far away as Israel and the Netherlands.

JUNIOR LAKERS

Junior Lakers is the Los Angeles Lakers official youth basketball initiative. With Junior Lakers, the Lakers and the Lakers Youth Foundation work with Los Angeles youth to develop fundamental basketball skills, teamwork, sportsmanship and community involvement, with positive adult supervision. The Lakers impact over 130,000 Los Angeles youth basketball players across multiple Junior Lakers Leagues with after-school programs including the Boys & Girls Club and LA’s Best, presented by UCLA Health, as well as Playworks and After-School All Stars.

CAMP LAKERS

Camp Lakers, presented by UCLA Health, is committed to providing young players with the ultimate Lakers experience. For the last 19 summers, campers have learned the Laker way at Camp Lakers, honing their basketball skills and discovering the importance of hard work, teamwork, dedication, and sportsmanship, on and off the court.

Each day special Lakers guests and staff will visit to meet and speak with the campers. On the last day of the week, the campers will take a field trip to the Lakers facility to meet Lakers and see where the Lakers work on their basketball skills. There they have the once-and-a-lifetime opportunity to play where the Lakers play, step inside the Lakers practice locker room, see the championship trophies and shoot around with the Lakers.

LAKERS CELEBRITY GOLF INVITATIONAL


Each season, the Lakers organization and some of their biggest fans gather to raise money for the Lakers Youth Foundation at the Lakers Celebrity Golf Invitational. Last season’s 27th annual tournament was held at the Riviera Country Club, where golfers had the opportunity to play alongside Lakers Legends and sports and entertainment celebrities on the famed course. After the golfing, guests had the opportunity to meet the entire Lakers team and coaching staff at a charity auction and gala dinner. The money raised at the Lakers Celebrity Golf Invitational benefits the Lakers Youth Foundation, and enables the foundation to provide educational, athletic and recreational opportunities to Los Angeles youth.

GAME NIGHT PROGRAMS FOR KIDS

At each Lakers home game, ten High-Five Kids have the opportunity to line up at courtside and “high five” the Lakers team as they run out onto the court for their warm-up practice. The youth are invited to participate in these programs either as special guests of the Lakers organization, or through random selection from the stands on game night. This season, at each Sunday Lakers home game the Lakers will spotlight the Junior Lakers program with a basketball competition, trivia contest or tips from your favorite Lakers players.

STUDENT & EDUCATOR OF THE MONTH PROGRAM

Once a month during the NBA regular season, the Los Angeles Lakers and City of Hope honor three local students, two local teachers and one local principal for their outstanding academic and extracurricular achievements. All educator nominations are submitted to the Lakers online at www.lakers.com/community by local school personnel and all student nominations are submitted by teachers. Each honoree receives four tickets to attend a Lakers game and at halftime, is presented with a plaque and Lakers t-shirt.



LAKERS MENTORING ROAD TRIP

The Los Angeles Lakers and the Lakers Youth Foundation held the 3rd Annual Lakers Mentoring Road Trip which offered Los Angeles County mentoring pairs from selected mentoring organizations the chance to earn the trip of a lifetime! This support of mentoring is part of the NBA's support for the White House's My Brother's Keeper initiative.

The contest had two components:

1. An essay of 350 words or less, written by the student/mentee about their experience with mentoring; and
2. A video of two minutes or less, created by the mentoring pair which introduces themselves and explains what is special about their mentoring relationship.

Four mentoring pairs won the opportunity to embark on a four-day, three-night trip to Washington D.C. to sightsee and see the Lakers take on the Wizards.

HEALTH AND FITNESS INITIATIVES

The Lakers are dedicated to helping their fans live a healthy lifestyle. To emphasize the importance of health and fitness, the Lakers sponsor programs that reward local students for being active about their health.

Fit For Life with the Los Angeles Lakers aims to educate the community about the importance of physical fitness and nutrition in an effort to help fight childhood obesity and encourage all fans to be fit for life. During the 2016-2017 season, students and teachers from Playworks LA were invited to the Lakers Fit For Life Health Fair presented by City of Hope. A total of 350 students from elementary schools and middle schools throughout Los Angeles County came out to the 8th Annual Lakers Fit For Life Health Fair, for an afternoon of nutrition lessons and fun exercise with the Laker Girls and Laker players.

In addition to the Health Fair, the Lakers hosted a Fit for Life Laker Girls Dance Clinic at the Lakers practice facility. One hundred students learned different healthy tips from the Laker Girls and then were taught a dance that the girls perform night after night at STAPLES Center. After the Dance Clinic the students received a gift bag from the Lakers and were able to chat more with the Laker Girls about their fitness routines and how they stay active and healthy on and off the court.





LAKERS IN THE COMMUNITY



A SEASON OF GIVING

The Lakers "A Season of Giving" campaign, presented by East West Bank, is an opportunity for the Lakers to share in the joy of the holiday season with the people of Los Angeles. The 2016-2017 "A Season of Giving" kicked off last November at the Hotchkiss Memorial Training Center in Downtown Los Angeles where the residents were treated to a Thanksgiving meal provided by Lucielle's BBQ and served by the Lakers and East West Bank staff. The Laker Girls and Brandon Ingram spent the evening serving the meal and mingling with the 300 guests from the Los Angeles Fire Department, Mixed Roots, Asian Youth Center, Boys & Girls Club of West San Gabriel Valley, Boys & Girls Club of Pasadena, East Los Angeles Boys & Girls club, Salvation Army, Hillside, Maryvale, Los Angeles Unified School District and the YMCA of West San Gabriel Valley. To continue the Thanksgiving festivities, Jordan Clarkson and the Laker Girls distributed 300 turkeys at the Salvation Army of Inglewood as part of the Miracle on Manchester prior to Thanksgiving day.

In December, the Lakers and East West Bank hosted a snow day holiday party for children from local youth organizations in El Segundo. Kids from the Playworks program were treated to a day of holiday fun, starting with snow sledding with the Laker Girls. The kids were greeted by some familiar faces as the team showed up to join in the snow fun. Each child also posed for an individual photo with a Lakers player on a big Lakers Santa chair, and received presents and toys from the Lakers.

COMPLIMENTARY GROUP TICKETS

Each year, the Lakers and the Lakers Youth Foundation donate several thousand tickets to Southern California non-profit organizations so that their members may enjoy a game together. Often, the complimentary group ticket is the non-profit member's first opportunity to see a Lakers game. Ticket requests can be made online at www.lakers.com/community.





MEDIA & GENERAL INFO

- 342** | Media Guidelines / Policies
- 343** | Media Relations Staff &
Traveling Media
- 344** | South Bay Lakers
- 345** | Television & Radio
- 346** | Laker Girls
- 348** | UCLA Health Training Center
- 350** | STAPLES Center Information
- 352** | 2017-18 Tickets & Seating



MEDIA GUIDELINES AND POLICIES

MEDIA CREDENTIALS

All requests should be submitted via email to the Lakers Media Relations Department (media@la-lakers.com) at least **24 HOURS PRIOR** to the game you wish to cover (3:00 pm on Friday for weekend games). **NO CREDENTIAL REQUESTS WILL BE HONORED ON GAME DAY.**

Please make certain all requests for credentials are confirmed by the MR department prior to arriving at STAPLES Center. Credentials may be picked up at the primary media entrance off Chick Hearn Court (between Figueroa and Georgia streets) beginning 2 1/2 hours prior to game time. Credentials must be visibly worn at all times and are non-transferable.

MEDIA PARKING

Parking for members of the media who have purchased a full-season parking pass is located in Lot C, on L.A. LIVE Way between 12th Street and 11th Street/Chick Hearn Court. A book of season parking passes, priced at the discounted rate of \$10.00 per game with a guaranteed parking space, can be purchased by contacting Cynthia Gonzales at (310) 426-6035. Those not wishing to take advantage of the seasonal parking option will be able to park in the "general" parking lots, for example, LOT W (West Garage-Gate B) and at the LA Convention Center adjacent to the West Hall and South Hall. These locations are available on a first-come, first serve basis for a rate ranging from \$15 to \$30. Complimentary Media Parking for morning practices at STAPLES Center is located in LOT C, located on L.A. LIVE Way between Pico Blvd. and 11th Street/Chick Hearn Court.

CHICK HEARN PRESS ROOM

The Chick Hearn Press Room is located near the primary media entrance adjacent to Chick Hearn Court. The stairway from the primary media entrance leads directly to the press room on the Event Level.

PRE & POST GAME INTERVIEWS

In accordance with NBA policy, both the Lakers and visiting locker rooms will be open to media members for a 30 minute period prior to game time (6:15 – 6:45 for a 7:30 game) and after approximately 15 minutes following the conclusion of the game. Players and coaches are available for interviews at those times. Only working members of the media with valid credentials will be admitted to the locker rooms.

ABSOLUTELY NO AUTOGRAPHS ALLOWED DURING MEDIA ACCESS PERIOD.

GAME NOTES AND STATISTICS

Game notes, rosters, etc. are available in the press room 2 1/2 hours prior to game time. Statistics for each quarter and half-time are made available in the press room at the conclusion of each quarter. Postgame statistics, quotes, and notes are distributed as quickly as possible following the game.

PHOTOGRAPHERS

Limited space is available for still photographers along each baseline with exact locations to be determined on game day. **ABSOLUTELY NO TRIPODS ALLOWED.** Photographers must stay in their designated areas while being considerate of print media and fans directly in their viewing area.

If there is not a floor spot available, photographers can shoot from the auxiliary photo position above Premier Section 14.

MEALS

A pregame meal is served in the Chick Hearn Press Room two hours prior to game time. Beverages and snacks are also available in the press room during and following the game.

TELEPHONE & INTERNET CONTACT

For lines and instruments, please contact a member of the Lakers Media Relations staff or STAPLES Center's Telecommunications Manager: (213) 742-7245.

RADIO & TELEVISION TECHNICAL CONTACT

Dave Carpenter, Broadcast Services - (213) 304-3428.

PRACTICE POLICY

The Lakers conduct practices at the UCLA Health Training Center located at 2275 E. Mariposa Avenue in El Segundo (from the 405 freeway, take the 105 freeway west, exit Nash, take Nash approximately two blocks south of Imperial Highway, turn left on Mariposa). As practice concludes, a portion will be open to the media, with players and coaches available for brief interviews immediately following each practice. Please contact the Lakers Media Relations Department to confirm practice times, sites and availability of players and coaches, or follow @Lakers_MR for updates.

FINGERTIP INFORMATION

Mailing Address

2275 E. Mariposa Ave., El Segundo, CA 90245

Internet Address / Social Media

www.lakers.com or www.nba.com/lakers/

Twitter / Instagram

@Lakers

Snapchat

@LakersSnaps

Facebook

www.facebook.com/losangeleslakers

Telephone

(310) 426-6000

Homecourt

STAPLES Center (opened 1999, capacity 18,997)

Colors

Purple and Gold

Ticket Outlets

Tickets are available at www.lakers.com and the STAPLES Center Box Office

Tickets can also be purchased by calling:

1-888-9-AXS-TIX





MEDIA RELATIONS STAFF



ALISON BOGLI
DIRECTOR,
MEDIA RELATIONS



TA'NISHA COOPER
SENIOR MANAGER,
MEDIA RELATIONS



WILL PATTERSON
MANAGER,
MEDIA RELATIONS



T.C. GREENE
COORDINATOR,
MEDIA RELATIONS



NOAH CAMARENA
COORDINATOR, MEDIA
RELATIONS
SOUTH BAY LAKERS




MATT FLEER
ASSISTANT,
MEDIA RELATIONS



RACHEL DOBRIN
MR ASSOCIATE



SOFIA ELIAS
MR ASSOCIATE



CORRIE HENRY
MR ASSOCIATE

TRAVELING MEDIA



TANIA GANGULI
LOS ANGELES TIMES



OHM YOUNGMISUK
ESPN.COM



BILL ORAM
SOUTHERN CALIFORNIA
NEWS GROUP



MIKE TRUDELL
LAKERS.COM



SOUTH BAY LAKERS

After 16 seasons, the NBA Development League has rebranded as the NBA G League, creating a partnership with Gatorade that will allow the league to collaborate with the Gatorade Sports Science Institute on programs that enhance performance and recovery. The G League – the official minor league of the NBA – is designed to help grow the sport both domestically and internationally by offering professional basketball and fun, family entertainment at affordable prices.

In July 2006, the Los Angeles Lakers became the first NBA franchise to own its own NBA Development League team in the Los Angeles D-Fenders. Prior to the 2017-18 season, the D-Fenders became the South Bay Lakers, a move that was inspired by the prestigious brand of the Los Angeles Lakers while honoring the community that has hosted the minor league affiliate since 2006. For the first time, South Bay will play its home games in the UCLA Health Training Center, the new state-of-the-art headquarters for the NBA's Lakers and their G League affiliate. In the past, the team has played home games at STAPLES Center (2006-11) and the Toyota Sports Center (2011-17).

Throughout the franchise's history, the South Bay Lakers have been at the forefront of the NBA's minor league movement. Overall, the team has established itself as a top producer of NBA-ready talent, totaling 26 NBA Call-Ups and developing 19 Lakers assignment players since the team's inaugural season in 2006-07.

The 2016-17 season built on this reputation of success by producing the franchise's first-ever G League MVP in guard Vander Blue. Blue, the franchise's career leader in scoring, was joined by all-league guard Josh Magette and Western Conference All-Star Head Coach Cory Karl to lead the D-Fenders to a conference-best 34-16 record.

A team with an emphasis on development, the South Bay Lakers have helped to develop current Lakers Jordan Clarkson and Ivica Zubac, while current Lakers coaches Luke Walton, Mark Madsen, Clay Moser and Casey Owens have all served on the bench for the former D-Fenders.

Twenty one NBA G League teams will be owned and operated by NBA franchises in 2017-18: the Agua Caliente Clippers of Ontario (LA Clippers), Austin Spurs (San Antonio), Canton Charge (Cleveland), Delaware 87ers (Philadelphia), Erie BayHawks (Atlanta), Fort Wayne Mad Ants (Indiana), Greensboro Swarm (Charlotte), Iowa Wolves (Minnesota), Lakeland Magic (Orlando), Long Island Nets (Brooklyn), Memphis Hustle (Memphis), Northern Arizona Suns (Phoenix), Oklahoma City Blue (Oklahoma City), Raptors 905 (Toronto), Reno Bighorns (Sacramento), Salt Lake City Stars (Utah), Santa Cruz Warriors (Golden State), South Bay Lakers (L.A. Lakers), Westchester Knicks (New York), Windy City Bulls (Chicago) and the Wisconsin Herd (Milwaukee). Meanwhile, an additional five G League teams will have hybrid affiliation agreements with NBA squads, allowing pro teams to maintain control of a franchise's basketball operations without retaining ownership of the business: the Grand Rapids Drive (Detroit), Maine Red Claws (Boston), Rio Grande Valley Vipers (Houston), Sioux Falls Skyforce (Miami) and the Texas Legends (Dallas).



PRIMARY LOGO



SOUTH BAY LAKERS

UCLA Health Training Center
2275 E. Mariposa Avenue
El Segundo, CA 90245
www.sblakers.com

President / CEO: Joey Buss
Manager, Business Administration: Brian Long
General Manager: Nick Mazzella

SECONDARY LOGO

DATE	OPPONENT	TIME	DATE	OPPONENT	TIME	DATE	OPPONENT	TIME
November			January			March		
Sat. 4	at Santa Cruz	7:00 PM	Tue. 2	at Sioux Falls	4:30 PM	Fri. 2	Reno	7:00 PM
Wed. 8	Santa Cruz	7:00 PM	Thu. 4	at Rio Grande V.	5:00 PM	Sat. 3	Oklahoma City	7:00 PM
Sat. 11	Austin	7:00 PM	Sat. 6	at Oklahoma City	5:00 PM	Sat. 10	Rio Grande V.	7:00 PM
Sun. 12	Texas	5:00 PM	Thu. 11	Long Island [^]	1:00 PM	Sun. 11	at No. Arizona	4:00 PM
Wed. 15	at Iowa	5:00 PM	Sat. 13	at Lakeland [^]	11:30 AM	Thu. 15	Agua Caliente	7:00 PM
Sat. 18	at Austin	5:00 PM	Wed. 17	Iowa	7:00 PM	Sat. 17	Raptors	7:00 PM
Wed. 22	Reno	7:00 PM	Fri. 19	at Rio Grande V.	5:00 PM	Tue. 20	at Greensboro	4:00 PM
Fri. 24	at Texas	5:30 PM	Fri. 26	Windy City	7:00 PM	Fri. 23	at Memphis	5:00 PM
Mon. 27	at Iowa	5:00 PM	Sun. 28	Oklahoma City	5:00 PM	Sat. 24	at Austin	5:00 PM
December			Wed. 31	No. Arizona	7:00 PM			
Sat. 2	Agua Caliente	7:00 PM	February			<i>*all times pacific</i>		
Tue. 5	at No. Arizona	5:30 PM	Fri. 2	at Salt Lake City	6:00 PM	<i>[^]NBA G League Showcase (Mississauga, ON)</i>		
Fri. 8	Sioux Falls	7:00 PM	Sat. 3	at Reno	7:00 PM			
Sun. 10	at Reno	6:00 PM	Mon. 5	Maine	7:00 PM			
Mon. 11	at Salt Lake City	6:00 PM	Fri. 9	No. Arizona	7:00 PM			
Fri. 15	Westchester	7:00 PM	Sun. 11	at Santa Cruz	6:00 PM			
Sun. 17	Memphis	5:00 PM	Mon. 12	Texas	7:00 PM			
Tue. 19	at Delaware	8:00 AM	Thu. 22	at Agua Caliente	7:00 PM			
Thu. 21	at Erie	4:00 PM	Sat. 24	Sioux Falls	7:00 PM			
Fri. 22	at Canton	4:00 PM	Sun. 25	Santa Cruz	5:00 PM			
Thu. 28	at Agua Caliente	7:00 PM	Wed. 28	Memphis	7:00 PM			
Sat. 30	Salt Lake City	7:00 PM						





SPECTRUM

Spectrum Networks operates Spectrum SportsNet and Spectrum Deportes, two Southern California regional sports networks that have an exclusive partnership with the Los Angeles Lakers, LA Galaxy, Los Angeles Sparks and the California Interscholastic Federation (CIF). Through their exclusive partnerships with the Lakers, LA Galaxy, Los Angeles Sparks and the California Interscholastic Federation (CIF), the award-winning 24/7, high-definition networks each deliver more than 180 live events per year, extensive team coverage and unprecedented behind-the-scenes access.



Lakers programming on Spectrum SportsNet includes "Access SportsNet: Lakers," featuring comprehensive pre- and post-game analysis as well as "#LakeShow," an interactive program driven by social media interaction and fan engagement. "Backstage: Lakers" is the network's signature series that gives fans unparalleled access to the team and chronicles the Lakers season from start to finish. The program provides viewers with an insider's perspective taking fans from the court, to the locker room and on the road with the team. All Lakers games on Spectrum SportsNet are called by veteran Lakers broadcasters Stu Lantz and Bill Macdonald, with Mike Trudell as the sideline reporter. Studio coverage is led by hosts Chris McGee and Kelli Tennant. Lakers Hall of Famer James Worthy serves as lead analyst on Lakers game days and is joined throughout the season by Laker Legends Robert Horry and Derek Fisher. Mike Bresnahan is the network's Lakers Insider.



Spectrum Deportes is the nation's first ever Spanish-language regional sports network. Lakers games are called live on Spectrum Deportes by play-by-play announcer Adrián García Márquez and analyst Francisco Pinto.

For more information about Spectrum SportsNet and Spectrum Deportes, visit spectrumsportsnet.com and spectrumdeportes.com.

Follow the networks on Twitter @SpectrumSN and @SpectDeportes on Instagram @SpectrumSportsNet and @SpectrumDeportes on Snapchat @SpectrumSN and on Facebook at www.facebook.com/SpectrumSportsNet and www.facebook.com/SpectrumDeportes.

RADIO

After kicking off its inaugural season with the team with an NBA Championship run, 710 AM ESPNLA Radio now enters year nine as the official English flagship station for the Los Angeles Lakers. Each of the Lakers preseason, regular season and playoff games can be heard on the Lakers English radio network, with John Ireland and Mychal Thompson providing play-by-play and color commentary, respectively.

The Lakers' Spanish radio flagship for the 22nd straight season is 1330 AM ESPN Deportes. Fernando Gonzalez and "Pepe" Mantilla deliver all the action of every game on 1330 AM and the Lakers' Spanish radio network. 1330 AM ESPN Deportes is also the flagship of the ESPN Deportes Spanish sports radio network.



RADIO AFFILIATES

[^] KSPN	710 AM	Los Angeles
KMET	1490 AM	Banning/Inland Empire
KSZL	1230 AM	Barstow
KFIG	940 AM	Fresno
KYVA	1230 AM	Gallup (NM)
KIKI	990 AM	Honolulu (HI)
KKUU HD2	103.9 FM	Palm Springs
KLSD	1360 AM	San Diego
KXTK	1280 AM	San Luis Obispo
KRAK	910 AM	Hesperia
^{**} KWKW	1330 AM	Los Angeles
[*] KWAC	1490 AM	Bakersfield
[*] KWKU	1220 AM	Pomona
[*] KENO	1460 AM	Las Vegas

^{*} Spanish broadcasts; [^] Flagship station



Entering their 39th season and long considered the premier dance squad of the NBA, the Los Angeles Laker Girls have undoubtedly earned a place in team history right alongside the greats who have worn a Lakers uniform.

Impressed with the collegiate look and spirit that existed at USC and UCLA in the late 1970s and seeking to bring that same atmosphere to Lakers home games, then-new owner Dr. Jerry Buss brought together former songleaders from both universities to form the original Laker Girls in 1979.

After becoming known almost immediately for their unique and innovative dance routines, routines which actually helped spawn trends in music videos, it wasn't long before the Laker Girls were the glamour dance group of the NBA and a household name nationwide. What had first begun as an experiment ultimately resulted in a trend-setting tradition.



Over the years, the Laker Girls have evolved into an even more professional dance squad while maintaining that same collegiate spirit that brought about their positive reputation.

The 2016-17 squad consists of 22 talented, intelligent and energetic young ladies chosen from over 200 candidates. With each position considered a part-time job, each member of the Laker Girls is also involved in academic pursuits, theatrical/dance careers, or non-entertainment careers.

Beyond dancing at Lakers home games, the Laker Girls have become ambassadors for the organization and NBA worldwide. While active in the local community with various personal appearances throughout the season at many non-profit and charitable functions, Laker Girls have also been chosen to represent the NBA globally on the continents of Asia, Europe and Australia. In addition, Laker Girls have also been afforded the opportunity to support and visit our military troops in places abroad such as Italy, Bosnia, Korea, Japan, Israel and Sarajevo.

Whether it is a community appearance, a clinic on foreign soil, a television show cameo or a game-night dance routine, the Laker Girls' positive image is an integral part of the Los Angeles Lakers. While other NBA teams have followed suit and created dance or performance squads of their own, the Laker Girls still remain the standard by which all other teams are measured.





MIKAYLA ASPESLET
Orlando, FL
2nd Year



CHANDLER BOYD
San Juan Capistrano, CA
1st Year



BRANDI COOPER
Inglewood, CA
1st Year



TATIANA CORONA
Rowland Heights, CA
1st Year



TIEGE DOOLEY-PANKO
Chicago, IL
2nd Year



BRYNNE ERSKINE
Long Beach, CA
1st Year



KELSEY GROSSE
Puyallup, WA
1st Year



ROXY HASERJIAN
Santa Clarita, CA
1st Year



CAMERYN HERNANDEZ
Upland, CA
1st Year



JENNIFER JOHNSTON
Yorba Linda, CA
1st Year



JULIANNE JOUGLAND
Yorba Linda, CA
3rd Year



RAQUEL LOPEZ
Brea, CA
2nd Year



SYDNEY MCPHERSON
Neptune, NJ
2nd Year



MIKAYLA PARKE
Newbury Park, CA
3rd Year



JADE ROSS
Chino, CA
1st Year



KYRA RUIZ
Temecula, CA
1st Year



ALYSSA SCOFIELD
Phoenix, AZ
1st Year



KIANA SHAHOSEINI
Brentwood, TN
1st Year



MARISSAH SIMONINI
Santa Rosa, CA
2nd Year



KRISTEN TOUNSEL
Chicago, IL
1st Year



KAYLA UMGAT
Kent, WA
1st Year



SAVANNAH WOLFE
Honolulu, HI
1st Year



CONTACT

For information concerning Laker Girl appearances, please visit:

<http://www.nba.com/lakers/lakergirls/requestForm>



JESSICA ELLIOTT
Manager





UCLA HEALTH TRAINING CENTER

BACKGROUND

On September 18, 2015, construction began on the new 120,000 square-foot facility that now serves as the home for the Los Angeles Lakers and the South Bay Lakers. The UCLA Health Training Center, located at 2275 E. Mariposa Avenue in El Segundo, serves as a training center and headquarters for both teams, as well as the various departments within both organizations.

Designed by Detroit-based sports and entertainment architect ROSSETTI in conjunction with the Los Angeles architectural office of Perkins + Will, the facility became the home of the Lakers organization in July 2017.

AMENITIES

The 80,000 square-foot first floor includes a double court gymnasium with on-court smart board and video displays for strategic planning and playbacks; plyometric training areas; a weight and conditioning gym that opens to the court; a video theater/screening room directly adjacent to the player lounge; an indoor-outdoor lounge fully outfitted for video, sound and a myriad of digital connections; a barber shop; a player kitchen and training table, in addition to an adjacent commercial kitchen directed by a nutritionist; a player quiet room outfitted with blue light spectrum lighting; a state-of-the-art training room with multiple whirlpools, two plunge pools, a resistance pool and cryogenics chamber; a separate training area for the South Bay Lakers and all the necessary accessory spaces to support a high level training, recovery and rest program.

PHILOSOPHY

The building is conceived to work in conjunction with the Lakers' branding strategy, its form and imagery designed to seamlessly communicate the identity, history, philosophy, goals and ambitions of the team. The building is designed for players, staff, guests and sponsors to feel the excitement of being within the team's inner sanctum, starting with their entry to the grounds and continuing throughout. The layout integrates the Lakers business and basketball sides, facilitating a synergistic relationship across all aspects of the organization. The goal is to serve as a showcase for player/coach recruitment and for promotions involving corporate sponsors and strategic partnerships.

120,000

TOTAL SQUARE FEET

80,000

SQUARE-FOOT FIRST FLOOR

Meant to serve as a hub for the modern NBA athlete, including all the necessary spaces to support a high-level training, recovery and rest program

22,836

SQUARE-FOOT OF TWO COURTS

Dual court gymnasium with on-court smart board and video displays for strategic planning

750

ARENA SEATING CAPACITY

Expandable and collapsable seating for use during South Bay Lakers home games or other miscellaneous events throughout the year





STAPLES CENTER KEY INFORMATION

SEATING

18,997 for Los Angeles Lakers
 19,060 for Los Angeles Clippers
 18,230 for Los Angeles Kings
 12,947 for Los Angeles Sparks
 20,000 for Concerts and Boxing
 154 Private Suites, 16 Event Suites (available on event-by-event basis)
 18 Premier Lounges and 7 Premier Tables (in the San Manuel Club)
 2,589 Premier Seats (referred to as Club Seats in other venues)

ATTENDANCE & EVENT FACTS

Hosted over 4,000 events since 10/17/99, 50 million+ fan attendance

BUILDING

10-acre site; over one million square ft. internal space; length - 764 ft. by 502 ft.; height - 150 ft. to 110 ft.; \$407 million cost, privately financed

KEY DATES

Staples Inc. becomes "Naming Rights Partner" (12/19/97)
 Groundbreaking (3/26/98)
 First Public Event - Bruce Springsteen and the E Street Band (10/17/99)
 First Regular Season Lakers Game: vs. Vancouver Grizzlies (11/3/99)
 Lakers win 2000 NBA Championship in Game 6 vs. Indiana (6/19/00)
 Lakers win 2010 NBA Championship in Game 7 vs. Boston (6/17/10)

FASTEST CHANGEOVER

Hockey-Basketball: 1 hour, 50 minutes / Basketball-Basketball: 1 hour
 Completed more than 180 doubleheaders in 17 seasons

PROJECT

Owner/Developer - AEG and L.A. Arena Company
 General Contractor - PCL Construction
 Architect - NBBJ Sports and Entertainment

STAPLES CENTER MEDIA CONTACTS

Michael Roth - Vice President of Communications
 (213) 742-7155 or mroth@staplescenter.com
 Cara Vanderhook - Sr. Director of Communications & Social Media
 (213) 742-7273 or cvanderhook@staplescenter.com

GAME NIGHT

PRIMARY MEDIA ENTRANCE: Private entrance adjacent to 11th Street Entrance (between Figueroa and Georgia Streets), "Ralph Lawler Media and Team Member Entrance."

MEDIA WILL CALL: Thru Ralph Lawler Media Entrance on Main Concourse.

PRESS ROOM: Stairway from Primary Media Entrance leads directly to Chick Hearn Press Room on Event Level.

MEDIA WORK ROOM: Connected to Press Room on Event Level.

PRESS BOX: The Bob Miller Press Box is above the Upper Concourse on the west side of STAPLES Center. Accessible via stairway on Upper Concourse and by elevators located across from the press room on Event Level.

LOCKER / DRESSING ROOMS: Event Level, east side of arena.

GENERAL WILL CALL: Located at Box Office near Star Plaza Entrance, off Chick Hearn Court/11th Street.

PARKING & TRAFFIC INFORMATION: (213) 742-7275

STAPLES CENTER ONLINE

Web Site www.staplescenter.com
 Twitter @STAPLEScenter
 Facebook facebook.com/staplescenter
 Instagram & Snapchat @STAPLEScenterLA
 Mobile App available to download from iTunes & Droid Market

TRANSPORTATION PHONE NUMBERS

Yellow Cab (800) 272-8294
 Checker Cab (800) 300-5007
 Bell Cab (800) 666-6664
 L.A. Taxi (213) 627-7000
 Metro Rail and Metro Busses (800) COMMUTE
 LADOT/DASH/Commuter Exp. 213-808-2273

STAPLES CENTER PHONE NUMBERS

Parking Office (213) 742-PARK (742-7275)
 Guest Services/Guests w/ Disabilities (213) 742-7FAN (742-7326)
 Hearing Impaired (TTY/TDD) (213) 742-7889

DIRECTORY

Guest Services Center	Main Concourse/Aisle 12 Upper Concourse/Aisle 6
Wells Fargo ATMs	Main Concourse/Aisle 12 and Aisle 4 Suite Level A/Across from PR 16 Upper Concourse/Aisle 19 Star Plaza (outside of arena)
Box Office	Main Concourse/Aisle 19 Star Plaza (outside of arena)
First Aid	Main Concourse/Aisle 4 Upper Concourse/Aisle 21
Lost & Found	Guest Svcs.: Main Concourse/Aisle 12
TEAM LA	Main Concourse/Aisle 22
Merchandise Kiosks & Stands	Main Concourse/Aisles 1 & 13 Upper Concourse/Aisles 2 & 18 Suite Level A Main Concourse/Aisles 5 & 6
Verizon Retail Center	Upper Concourse/Section 301
All In	Main Concourse/Section 109
Blaze Pizza	Main Concourse/Section 107
BS Taqueria	Upper Concourse/Section 334
Coca-Cola Area	Main Concourse/Section 104
Cooler by Budweiser	Upper Concourse/Section 301
Cocktails (Bar)	Upper Concourse/Section 302 & 317
Dave's Doghouse	Main Concourse/Section 102 & 112
Deli & Dash	Main Concourse/Section 115
DTLA Sports Bar & Grill	Main Concourse/Section 116
Eats	Main Concourse/Section 106 Upper Concourse/Section 318
11th Street Bar & Lounge	Main Concourse/Section 109
Figueroa Bar	Main Concourse/Section 101
Golden Road Brew House	Main Concourse/Section 119
Goose Island Pub	Main Concourse/Section 108
Ludo Bird	Main Concourse/Section 119
McDonald's	Main Concourse/Section 114 Upper Concourse/Section 334
Outtakes - AFC Sushi	Main Concourse/Section 104
Smokehouse BBQ	Upper Concourse/Section 325
Tap Haus	Main Concourse/Section 113 & 118
Wetzel's Pretzels	Main Concourse/Section 103 & 113 Upper Concourse/Section 316

SUITE LEVEL A

Buss Stop Lounge, Cooke's Corner Lounge, Lexus Club, San Manuel Club, Skyline Grill, Spotlight Grill, Team LA Merchandise Kiosk, Easy Center, Wells Fargo Conference Center (meeting rooms A, B & C)

SUITE LEVEL B / SUITE LEVEL C

The Centurion Suite by American Express / Hyde Lounge

LA LIVE RESTAURANTS

Boca	(213) 749-0445
Cleo	(424) 888-7818
Conga Room	(213) 749-0445
Fleming's Prime Steakhouse	(213) 745-9911
Ford's Filling Station	(213) 765-8630
Katsuya	(213) 747-9797
Lawry's Carvery	(213) 222-2212
Live Basil Pizza	(213) 746-5483
Lucky Strike Lanes	(213) 542-4880
Nest at WP24	(213) 743-8824
Red Mango	(213) 746-2646
Rock'N Fish	(213) 748-4020
Rosa Mexicano	(213) 746-0001
Smashburger	(213) 631-3355
Starbucks	(213) 748-1009
Tom's Urban	(213) 746-8667
Triple 8 China Bar & Grill	(213) 747-3700
Wolfgang Puck Bar & Grill	(213) 748-9700
WP24 at The Ritz-Carlton	(213) 743-8800
Yard House	(213) 745-9273



STAPLES Center is entering its 18th year and has undoubtedly developed an unrivaled reputation for excellence while establishing itself as the Sports and Entertainment Center of the World. Beginning with Bruce Springsteen and the E Street Band's opening night concert on October 17, 1999, more than 50 million guests have come to the AEG-owned and operated STAPLES Center to attend a schedule of prestigious concerts, sporting events, award shows, family shows and other major attractions unmatched by any arena.

As the home of four professional sports franchises, the NBA's Los Angeles Lakers and LA Clippers, the NHL's Los Angeles Kings, and the WNBA's Los Angeles Sparks, STAPLES Center has proven to be a home court advantage for the local teams with the Lakers capturing five NBA Championships and the Kings winning two Stanley Cups since 1999 while, the Sparks captured back-to-back WNBA Championships in their first two STAPLES Center campaigns and brought home their third WNBA Championship in June 2016.



STAPLES Center
1111 South Figueroa St.
Los Angeles, CA 90015

STAPLES Center continues to distinguish itself as the host of major, high-profile events of national and international distinction including the 2004 & 2011 NBA All-Star Weekends, the 2002 & 2017 NHL All-Star Games and 2010 NHL Draft, 2002 U.S. Figure Skating Championships, the 2000 Democratic National Convention, 2009 ISU World Figure Skating Championships, 17 of the last 18 GRAMMY Award shows, 11 X Games competitions, four WTA Tour Championships, 12 Pac 12 Men's Basketball Championship tournaments, the 2013 NCAA Division I Men's Basketball Championship West Regional and the Michael Jackson Public Memorial Service on July 7, 2009. Adding to this tradition, the venue will once again play host to NBA All-Star Weekend in 2018.

STAPLES Center's first seventeen years have also been marked with performances and special events that brought international stature to Los Angeles' sports & entertainment icon including concerts starring Taylor Swift, Adele, Mana, Prince, U2, Garth Brooks, Beyoncé, Usher, Paul McCartney, Don Henley, Bon Jovi, Madonna, Christina Aguilera, Justin Timberlake, Phil Collins, the Rolling Stones, Dave Matthews, Britney Spears, Rod Stewart, Eric Clapton, Janet Jackson, Jay-Z, Simon & Garfunkel, Van Halen, Dixie Chicks, John Mayer, Shania Twain, Peter Gabriel, Ricky Martin, Tina Turner, Kanye

West, Luis Miguel, Billy Joel, Lionel Richie, Reba McEntire, Crosby, Stills, Nash & Young, Faith Hill & Tim McGraw, Kenny Chesney, Rod Stewart, Tool, Shakira, Depeche Mode, Cher, Bette Midler, Lady Gaga, Keith Urban, Mariah Carey, Eurythmics, Googoo, The Police, Beyoncé, Bob Seger, Lady Antebellum, Katy Perry, Marco Antonio Solis, and a (millennium) New Year's Eve spectacular starring the Eagles, Jackson Browne and Linda Ronstadt; world championship boxing including Lennox Lewis vs. Vitali Klitschko for the World Heavyweight Championship and the first-ever Latin Grammy Awards. In addition, the arena has hosted multiple sold-out WWE dates, UFC 39 and UFC on FOX, Disney on Ice, Walking with Dinosaurs and the Harlem Globetrotters.

Through the charitable endeavors of STAPLES Center Foundation, dynamic and life changing programs and services that focus on education, mentorship, healthy living, and healthcare, have been provided to children and families throughout Los Angeles with a special emphasis on supporting low income neighborhoods surrounding the arena. More than \$10 million in grants and in-kind support has been pledged to support several local charities and community-based organizations with a goal of changing lives and saving lives. STAPLES Center Foundation works diligently to assist charities in raising funds, developing resources, increasing awareness, and highlighting their community impact. The foundations philanthropic reach has impacted organizations such as 10th Street Elementary, Inner City Arts, Salvation Army Red Shield Youth & Community Center, The Midnight Mission, and several local hospitals. Anchor Tenants, including the LA Kings, Los Angeles Lakers, LA Clippers and Los Angeles Sparks, assist in creating once in a lifetime fundraising opportunities and experiences for our charity partners and community members.

STAPLES Center and L.A. LIVE serve as the hub for community engagement during the holiday season, and supports employee volunteerism activities such as a company-wide Day of Service. Through a partnership with City Year, employees volunteer to refurbish local public schools by providing supplies, painting, cleaning and gardening services. During AEG's Season of Giving, held throughout the month of December, the Foundation spotlights more than two dozen local charities and community-based organizations and provides non-profits a platform to collect food, hold blood drives, register volunteers, educate the public and sign up mentors with the Microsoft Square, its ice skating rink, STAPLES Center and the holiday tree as the backdrop.

STAPLES Center has been designed with the fans of Los Angeles in mind. Guests who attend events are treated to the finest entertainment experience imaginable. The arena has free public Wi-Fi powered by Verizon, over 840 Toshiba flat panel televisions and (as part of a specially designed \$1.5 million facility sound system) 675 separate speakers outside of the seating area, so fans never miss any of the sights or sounds of a STAPLES Center event. Also featured is a \$2 million specialty lighting package and other state-of-the-art amenities. In 2010, STAPLES Center unveiled their new \$10 million center-hung video LIVE 4HD Scoreboard specially designed for the arena.

Along STAPLES Center's five concourses are 23 refreshment stands offering a variety of dining choices including the Smokehouse BBQ on City View Terrace, a one-of-a-kind outdoor dining experience with a spectacular view of L.A. LIVE and of the downtown Los Angeles skyline. The TEAM LA store located on the main concourse is a retail store featuring official merchandise from the teams and events that call STAPLES Center home with satellite locations throughout the facility and L.A. LIVE. Finally, the arena provides 55 public restrooms including three "family" restrooms.

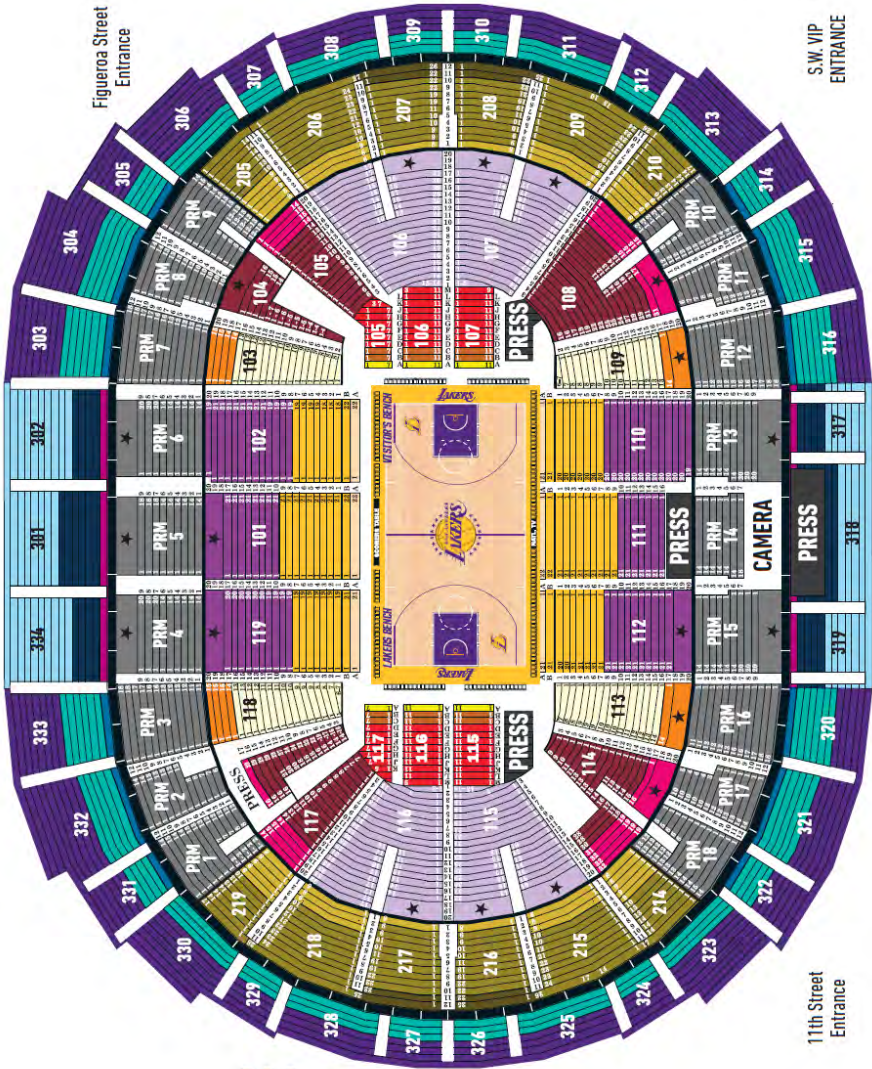
Perhaps the greatest emphasis throughout STAPLES Center's development has been the recruitment and training of its guest services staff. The STAPLES Center experience is second-to-none from the entertainment environment to the staff's commitment to making every guest's visit a memorable one. Never before has an arena had the amenities, features and commitment to quality service that STAPLES Center offers to the fans and the City of Los Angeles. STAPLES Center continues to set new standards for the arena industry. Located directly across the street from STAPLES Center is L.A. LIVE, a one-of-a-kind sports, and entertainment district in downtown Los Angeles. The four million square foot destination features Microsoft Theater, The GRAMMY Museum, Conga Room and The Novo, giving L.A. LIVE 'more music per square foot' than anywhere else in the world. The district offers a rich mix of local, regional and national restaurants including Wolfgang Puck Bar and Grill, Rosa Mexicano, Yard House, Katsuya, Fleming's Prime Steakhouse & Wine Bar, Rock 'N Fish, Lawry's Carvery, Cleo, Live Basil Pizza, Tom's Urban, Smashburger, Red Mango, Triple 8 China Bar & Grill, Starbucks and BOCA at the Conga Room, WP24 and others. L.A. LIVE also features 100,000 sf special events deck and the famous Lucky Strike Lanes and Lounge. The development also includes a 54-story, 1001-room convention "headquarters" hotel (combining JW Marriott and The Ritz-Carlton brands and 224 luxury condominiums - The Ritz Carlton Residences at L.A. LIVE.), the 14-screen Regal Cinemas L.A. LIVE Stadium 14 theatre featuring the Premier House, along with ESPN's West Coast broadcast headquarters. Also home to annual award shows including the EMMYS, ESPY's, People's Choice, BET Awards and American Music Awards, L.A. LIVE is recognized worldwide for offering an incomparable and unforgettable entertainment experience.





2017-18 SEATING CHART

FOR COMPLETE LAKERS TICKETING INFORMATION, INCLUDING PRICES, GO TO:
LAKERS.COM/TICKETS



- Star Plaza VIP Entrance (Arena Club)
- Team LA Store
- Star Plaza Entrance
- Box Office



ESPN LA

((710 AM))



PLAY HERE



@ESPNNLOSANGELES



LOS ANGELES LAKERS 2017-18 SCHEDULE

For Lakers Info and Season Seats call (310) 426-6031

All home games played at STAPLES Center

OCTOBER/NOVEMBER 2017						
SUN	MON	TUE	WED	THU	FRI	SAT
15	16	17	18	19	20	21
			TNT	7:30 PM LAC	7:00 PM @PHX	
22	23	24	25	26	27	28
6:30 PM NOP		7:30 PM WAS		7:30 PM TOR	7:30 PM @UTA	
29	30	31	1	2	3	4
	7:30 PM DET		TNT	7:30 PM @POR	7:30 PM BKN	
5	6	7	8	9	10	11
6:30 PM MEM			5:00 PM @BOS	4:00 PM @WAS		5:30 PM @MIL
12	13	14	15	16	17	18
	6:00 PM @PHX		ESPN	7:30 PM PHI	7:30 PM PHX	
19	20	21	22	23	24	25
6:30 PM DEN		7:30 PM CHI	7:30 PM @SAC			
26	27	28	29	30		
	7:30 PM @LAC		7:30 PM GSW			

DECEMBER 2017						
SUN	MON	TUE	WED	THU	FRI	SAT
						1
						6:00 PM @DEN
3	4	5	6	7	8	9
6:30 PM HOU				5:00 PM @PHI		4:00 PM @CHA
10	11	12	13	14	15	16
		4:00 PM @NYK		5:00 PM @CLE		
17	18	19	20	21	22	23
	7:30 PM GSW		5:00 PM @HOU		7:30 PM @GSW	6:30 PM POR
24	25	26	27	28	29	30
	TNT	7:30 PM MIN		7:30 PM MEM		7:30 PM LAC
31						
4:00 PM @HOU						

JANUARY 2018						
SUN	MON	TUE	WED	THU	FRI	SAT
	1	2	3	4	5	6
	5:00 PM @MIN		ESPN		7:30 PM CHA	
7	8	9	10	11	12	13
6:30 PM ATL		7:30 PM SAC		7:30 PM SAS		11:00 AM @DAL
14	15	16	17	18	19	20
	2:30 PM @MEM		5:00 PM @OKC		7:30 PM IND	
21	22	23	24	25	26	27
12:30 PM NYK		TNT	7:30 PM BOS		5:00 PM @CHI	
28	29	30	31			
3:00 PM @TOR			4:00 PM @ORL			

FEBRUARY 2018						
SUN	MON	TUE	WED	THU	FRI	SAT
				1	2	3
					4:30 PM @BKN	
4	5	6	7	8	9	10
11:00 AM @OKC		7:30 PM PHX		TNT	7:30 PM OKC	5:30 PM @DAL
11	12	13	14	15	16	17
			5:00 PM @NOP	6:00 PM @MIN	ALL STAR	ALL STAR
18	19	20	21	22	23	24
ALL STAR					7:30 PM DAL	7:00 PM @SAC
25	26	27	28			
	4:30 PM @ATL					

MARCH 2018						
SUN	MON	TUE	WED	THU	FRI	SAT
				1	2	3
				4:30 PM @MIA		6:00 PM @SAS
4	5	6	7	8	9	10
	7:30 PM POR		7:30 PM ORL		6:00 PM @DEN	
11	12	13	14	15	16	17
6:00 PM CLE		7:30 PM DEN	7:30 PM @GSW		7:30 PM MIA	
18	19	20	21	22	23	24
	4:00 PM @IND			5:00 PM @NOP		5:00 PM @MEM
25	26	27	28	29	30	31
	4:00 PM @DET		7:30 PM DAL		7:30 PM MIL	

APRIL 2018						
SUN	MON	TUE	WED	THU	FRI	SAT
6:30 PM SAC		6:00 PM @UTA	7:30 PM SAS		7:30 PM MIN	
8	9	10	11	12	13	14
3:00 PM UTA		TNT	7:30 PM HOU	7:30 PM @LAC		

RADIO AND TELEVISION

RADIO: All home and away games are on ESPNLA 710AM & 1330 AM ESPN DEPORTES. Radio broadcasts start 15 minutes earlier than times shown.

TV: All home and away games are on Spectrum SportsNet & Spectrum Deportes, except where noted as ESPN, TNT or ABC at times indicated.

All times Pacific Standard/Daylight Time.

HOME AWAY