



Media Guide

2020-21

17x NBA Champions





DEFENDING THE CROWN
ON

**SPECTRUM
SPORTSNET**





LOS ANGELES LAKERS

2020-21 Media Guide

Written, Edited and Produced by: T.C. Greene, Noah Camarena and Will Patterson

Editorial Assistance: Alison Bogli and Ta'Nisha Cooper

Creative Design: J Alexander Diaz, Anna Lupean and Lakers Marketing

Photography: Andrew Bernstein, NBA Photos and Lakers Marketing

Research Assistance: Chris Thorn and Elias Sports Bureau

All NBA and team insignia depicted in this publication are the property of NBA Properties, Inc. and the respective teams of the NBA and may not be reproduced for commercial purposes without the prior written consent of NBA Properties, Inc. The information contained in this publication was compiled by the Los Angeles Lakers and is provided as a courtesy to our fans and the press and may be used only for personal or editorial purposes. Any commercial use of this information is prohibited without the prior written consent of the Los Angeles Lakers.

© 2020 Los Angeles Lakers

TABLE OF CONTENTS

LAKERS STAFF

Team Directory	4-6
Jeanie Buss	7
Rob Pelinka	8
Tim Harris	9
Joseph McCormack	9
Dan Grigsby	10
Joey Buss	10
Jesse Buss	11
Kurt Rambis	11
Nick Mazzella	12
Basketball Operations Staff	13
Scouting Staff	13
Frank Vogel	14
Coaching Staff	15-17
Bill Bertka	18
Dr. Judy Seto	19
Nina Hsieh	19
Chattin Hill	19
Training Staff	20
Strength & Conditioning Staff	20
Player Development Staff	20
Nutrition Staff	20
Equipment Staff	20
Team Broadcasters	21-24

THE PLAYERS

Kostas Antetokounmpo	26-27
Devontae Cacok	28-29
Kentavious Caldwell-Pope	30-32
Alex Caruso	33-35
Quinn Cook	36-38
Anthony Davis	39-43
Jared Dudley	44-47
Marc Gasol	48-51
Montrezl Harrell	52-54
Talen Horton-Tucker	55-56
LeBron James	57-64
Kyle Kuzma	65-67
Wesley Matthews	68-71
Alfonzo McKinzie	72-73
Markieff Morris	74-76
Dennis Schröder	77-79
2020-21 Roster	80

THE NBA

NBA Directory	82
NBA G League Directory	83
NBA Key Dates	84
NBA Officials Roster	84
2019-20 Final Standings	85
2019-20 NBA Team Statistics	86-87
2019-20 Highs / Lows	88
2019-20 NBA Attendance	88
2019-20 NBA Leaders	89
2020 NBA Draft	90
NBA Champions By Year	91
NBA Award Winners	92-93
NBA All-Time Single-Game Bests	94

2019-20 YEAR IN REVIEW

Lakers Overall Season Statistics	96
Lakers Transactions	96
Lakers Home / Road Statistics	97
2019-20 Lakers Key Dates	98
Lakers Statistical Breakdown	99
Lakers Game-By-Game	100
Lakers Miscellaneous Statistics	101-102
Lakers Highs / Lows	102

RECORDS & HISTORY

Season-by-Season Record	104
Championship / Coaching Summary	105
Lakers Honor Roll	106-108
Individual Regular Season Records	109-110
Team Regular Season Records	111-114
All-Time Single-Game Highs	115-117
All-Time Triple-Doubles	118-119
Four-Point Plays	119
Margin of Victory / Defeat	119
Winning / Losing Streaks	120
Season-by-Season Leaders	121-123
Lakers NBA Team Leaders	123
All-Time Record by Month / Ranking	124
Lakers Ranked in NBA Top 10 by Season	125
Home Attendance Records	126
All-Time Overtime Record	127-129
Offensive Statistics by Season	130
Defensive Statistics by Season	131
All-Time Numerical Roster	132-133
All-Time Collegiate Roster	134-136
All-Time Lakers with G League Experience	136
All-Time Career Leaders	137
Lakers Retired Numbers	138-140
Honored Minneapolis Lakers	140-141
Year-by-Year Results, Statistics & Rosters	142-213
All-Time Lakers Draft Choices	214-216
All-Time Transactions	217-225
Management History	226-228
All-Time Roster with Statistics	229-288

PLAYOFF RECORDS

Year-by-Year Results	290
All-Time Playoff W/L Records	291
Margin of Victory/Defeat	291
Head-to-Head Results vs. Opponents	291
Lakers Playoff Career Leaders	292
All-Time Single-Game Highs	293
Individual Playoff Records (Lakers)	294
All-Time Playoff Highs / Lows (Lakers)	295
Individual Playoff Records (Opponent)	296
All-Time Playoff Highs / Lows (Opponent)	297
Lakers All-Time Playoff Triple-Doubles	298
All-Time Playoff Scores	299-306

THE OPPONENTS

Atlanta	308	Milwaukee	323
Boston	309	Minnesota	324
Brooklyn	310	New Orleans	325
Charlotte	311	New York	326
Chicago	312	Oklahoma City	327
Cleveland	313	Orlando	328
Dallas	314	Philadelphia	329
Denver	315	Phoenix	330
Detroit	316	Portland	331
Golden State	317	Sacramento	332
Houston	318	San Antonio	333
Indiana	319	Toronto	334
L.A. Clippers	320	Utah	335
Memphis	321	Washington	336
Miami	322		

IN THE COMMUNITY

NBA Cares	338
Community Initiatives	339-340

MEDIA & GENERAL INFORMATION

Media Guidelines & Policies	342
Media Relations Staff	343
Traveling Media	343
Television & Radio Affiliates	344
South Bay Lakers	345
Lakers Gaming	345
Laker Girls	346-347
STAPLES Center	348-349
2020-21 Tickets & Seating	350



LAKERS STAFF

4	Team Directory	14	Frank Vogel
7	Jeanie Buss	15	Coaching Staff
8	Rob Pelinka	18	Bill Bertka
9	Tim Harris	19	Dr. Judy Seto
9	Joseph McCormack	19	Nina Hsieh
10	Dan Grigsby	19	Chattin Hill
10	Joey Buss	20	Training Staff
11	Jesse Buss	20	Strength & Conditioning
11	Kurt Rambis	20	Player Development
12	Nick Mazzella	20	Nutrition Staff
13	Basketball Operations	20	Equipment Staff
13	Scouting Staff	21	Team Broadcasters

TEAM DIRECTORY

OWNERSHIP

Buss Family Trusts
Philip F. Anschutz
Edward P. Roski Jr.
Dr. Patrick Soon-Shiong
Dan Beckerman

Majority Owner
Co-Owner
Co-Owner
Co-Owner
Director

EXECUTIVE

Jeanie Buss
Tim Harris
Joseph McCormack
Daniel M. Grigsby

Governor
President of Business Operations
Senior VP, Finance & Chief Financial Officer
Chief Legal Officer & General Counsel

BASKETBALL OPERATIONS

Rob Pelinka
Joey Buss
Jesse Buss
Kurt Rambis
Bill Bertka
Nick Mazzella
Randy Mims
Garrett Partman
Keith Chamberlain
Philip Chang
Diana Ma
Harry Heffernan
Sam Usher
Josh Ingram
Shane Jenkins
Desiree LeSassier
Marshall Rader
Ed Kelley
Andrew Henk
Brian Cuatt
Brady Stuart
Clare Summers
Nicholas Lagios

Vice President, Basketball Operations & General Manager
Vice President, Research & Development
Assistant GM / Director, Scouting
Director, Basketball Affairs
Special Assistant to GM/Basketball Consultant
Senior Director, Pro Personnel; General Manager - South Bay Lakers
Executive Administrator, Player Program/Logistics
Executive Administrator, Player Program/Logistics
Executive Administrator, Player Program/Logistics
Senior Manager, Basketball Analytics
Data Scientist
Basketball Analyst & Developer
Manager, Basketball Operations
Manager, Travel Operations
Manager, Player Services
Manager, Player Services
Manager, Salary Cap Strategy
Manager, Administrative Services
Head Equipment Manager
Assistant Equipment Manager
Assistant Equipment Manager
Executive Assistant to Head Coach
Director, Basketball Ops. - South Bay Lakers; Basketball Dev. Coordinator - LAL

COACHING

Frank Vogel
Jason Kidd
Lionel Hollins
Phil Handy
Mike Penberthy
Miles Simon
Quinton Crawford
Dru Anthrop
Jon Pastorek
Greg St. Jean
Coby Karl
Brian Walsh
Dane Johnson
Sean Nolen
Ernest Scott
Anthony Beaumont

Head Coach
Assistant Coach
Assistant Coach
Assistant Coach
Assistant Coach
Assistant Coach
Assistant Coach
Head Video Coordinator/Player Development Coach
Assistant Video Coordinator/Player Development Coach
Player Development Coach/Advance Scout
Head Coach - South Bay Lakers
Assistant Coach, South Bay Lakers
Assistant Coach, South Bay Lakers
Assistant Coach, South Bay Lakers
Assistant Coach, South Bay Lakers
Video Coordinator - South Bay Lakers

SCOUTING

Irving Thomas
Sean Buss
Luca Desta
Elan Vinokurov
Antonio Maceiras
Can Pelister
Moses Zapata

Head Scout
Scout
Scout
Scout
International Scout
International Scout
Coordinator, Scout Support and Strategy

TRAINING, STRENGTH & CONDITIONING, NUTRITION & WELLNESS

Judy Seto	Director, Sports Performance
Nina Hsieh	Head Athletic Trainer
Octavio Marquez Montoya	Assistant Athletic Trainer
Stacey Robinson	Massage Therapist
Mike Mancias	Athletic Trainer & Athletic Performance Liaison
Jon Ishop	Assistant Athletic Trainer & Athletic Performance Liaison
Chattin Hill	Head Strength & Conditioning Coach
Ed Streit	Assistant Strength & Conditioning Coach
Sandra Padilla	Team Chef
Aracely Padilla	Sous Chef
N'Tasha Delgado	Sous Chef
Jemille Cruz	Sous Chef
Misha Cavaye	Strength & Cond. Coach, Massage Therapist, Equip. Manager - South Bay Lakers

ACCOUNTING

AJ Harris	Vice President, Accounting & Finance & Controllor
Alex Obnial	Manager, Accounting & Financial Reporting
Teri Kanamori	Manager, Accounting
Lindsey Puffall	Associate Manager, Payroll
Grace M Mora	Senior Financial Analyst
Patricia Valenzuela	Accounts Payable Clerk
Annie Everett	Cash Clerk
Michael Bui	Staff Accountant
Cody Mau	Staff Accountant
Julie Budds	Director, Trust Administration
Moses Herrera	Senior Accountant

ADMINISTRATION

Johnny H. Buss	JBT Sports Advisory
James H. Buss	JBT Sports Advisory
Francis R. Mariani	Director, Corporate
Elaine Shen	Senior Director, Corporate Development & Planning
Samantha Stewart	Vice President, Human Resources
Jaime LaBelle	Manager, Human Resources
Joshua Green	Associate General Counsel
Teresa Sholl	Director Legal & Corporate Admin; Risk Manager
D.J. Dikitanan	Manager, Business Administration - South Bay Lakers
Lauren Douglas	Coordinator, Broadcast Operations
Octavia Ellison	Executive Assistant
Chianti Phillips	Executive Assistant to President of Busines Operations and COO
Raquel Conde	Executive Assistant, Finance
Noemi Colon	Executive Assistant, Legal Department

BUSINESS ANALYTICS

Christina Khosravi	Director, Business Analytics & Strategy
Justin Foote	Manager, CRM & Data Strategy
Denise Charles	Digital Analyst

COMMUNITY RELATIONS & SPECIAL PROJECTS

Janie Buss	Director of Special Events
Linda Rambis	Executive Director
Kiesha Nix	Executive Director Lakers Youth Foundation
Mathew Makovec	Director, Community Relations & NBA2K Player Operations
Kara Rooney	Senior Manager, Community Relations
Alison Darnell	Senior Coordinator, Community Relations
Kiley Sensi	Coordinator, Lakers Youth Foundation

CORPORATE PARTNERSHIPS

Allison Howard	Vice President, Corporate Partnership
Eva Campbell	Executive Director, Corporate Partnerships
Logan Furr	Executive Director, Corporate Partnerships
Rozlynn Avila	Executive Director, Corporate Partnerships
Erika Singal	Senior Director, Corporate Partnerships
Karyn Lau	Director, Partner Activation
Tim Vanneman	Manager, Corporate Partnerships & NBA2K Business Operations
Patrick Barkley	Manager, Partner Activation
Kelsey Brockway	Manager, Corporate Partnership Development & Strategy
Daryl Vales	Account Manager
Jayla Hood	Account Manager
Samantha Clark	Account Manager
Oliver Peyron	Coordinator, Corporate Partnerships
Adrienne Stewart-Rivera	Administrative Assistant

FACILITIES

TEAM DIRECTORY

Lisa Estrada	Vice President, Facilities & Building Operations
Steven Hernandez	Mail Courier
Jerilyn Bristol	Switchboard Operator

GAME OPERATIONS & GAME ENTERTAINMENT

Kathy Montoya	Director, Game Operations
Matt Shelton	Director, Game Entertainment
Matt Evans	Manager, Game Entertainment
Chris Cunanan	Manager, Game Entertainment
Jared Ponce	Coordinator, Game Entertainment

INFORMATION TECHNOLOGY

Rick Allen	Chief Technology Officer
Derek Gordon	Director, Information Technology
Cynthia Sebastiani	IT Support Engineer
Alan Tucker	IT Support Engineer
Andrei Baltzar	IT Support Engineer

MARKETING

Nick Kioski	Director, Product & Digital Marketing
Kim Moran	Creative Director
J Diaz	Associate Creative Director
Geoffrey Gates	Associate Director, Social & Content
Simon Wong	Website Developer
Elisabeth Wells	Manager, Product & Digital Marketing
Jessica Elliott	Experience Marketing Manager
Joseph Sherman	Manager, Social Media
Joey Ramirez	Digital Content Manager
Emily Britt	Creative Services Manager
Anna Lupean	Senior Graphic Designer
Erica Martin	Graphic Designer
Andrew Martinez	Motion Graphics Designer
Taylor Geas	Copywriter
Josh Williams	Senior Video Producer
Rohan Ali	Video Producer
Brayden Figueroa	Video Producer
Diane Lent-Degele	Digital Marketing Coordinator
Audrey Rodriguez	Social Media Specialist
Alec Fujimoto	Social Media Producer - South Bay Lakers
Mike Trudell	Lakers Reporter

MEDIA RELATIONS

Alison Bogli	Director, Media Relations
Ta'Nisha Cooper	Associate Director, Media Relations
Will Patterson	Manager, Media Relations
T.C. Greene	Coordinator, Media Relations
Noah Camarena	Coordinator, Media Relations - South Bay Lakers
Matt Fleer	Assistant, Media Relations

TICKET SALES & OPERATIONS

Veronica Lawlor	Vice President Ticket Sales and Operations
Cynthia Marie Gonzales	Director, Box Office Operations
Michelle McIntyre	Director, Service and Retention
Ryan Galovan	Director, Ticketing Technology and Operations
Joe Bucz	Account Executive, Group Sales
Bryan Hart	Account Executive, Group Sales
Rachel Valadez	Senior Customer Service Specialist
Jordan Alcedo	Customer Service Specialist
Tana Lopez	Customer Service Specialist
Ashley Allen	Customer Service Specialist
Raquel Ortiz	Customer Service Specialist
Akiela Locke	Coordinator, Box Office Operations
Justin Aguilera	Coordinator, Ticket Operations
Heather Dominguez	Manager, Ticket Sales and Marketing - South Bay Lakers
Benjamin Ahn	Account Executive, Ticket Sales - South Bay Lakers
Anna Franzreb	Account Executive, Ticket Sales - South Bay Lakers



JEANIE BUSS

GOVERNOR

As Governor, Jeanie Buss is responsible for running all aspects of the Los Angeles Lakers organization. Buss, who oversees the business and basketball operations of the team, works closely with President of Business Operations, Tim Harris, as well as Vice President of Basketball Operations and General Manager Rob Pelinka. In 2020, Buss became the first female Governor to win an NBA Championship, as the Lakers tied a league record with their 17th title.

Representing the team on the NBA's Board of Governors, Buss is currently a member of the NBA Advisory and Finance Committee and serves on the NBA Labor Committee, which in 2016 successfully reached a deal with the NBA Players Association for a new collective bargaining agreement.

Buss, who spent four years serving as President of the Great Western Forum before joining the Lakers, began her career at the age of 19 as General Manager of World Team Tennis' Los Angeles Strings. While guiding the team to two league titles, she also created the Forum Tennis Challenge Series featuring players such as John McEnroe, Pete Sampras, Andre Agassi, Jimmy Connors, Steffi Graf, Chris Evert, and Martina Navratilova.

In 1993, Buss brought professional roller hockey to Los Angeles as the owner of the Los Angeles Blades. Her outstanding leadership and dedication earned her Executive of the Year honors by Roller Hockey International. Buss is also using her considerable experience to lead a revival of WOW - Women of Wrestling, featuring female superheroes in the ring, with the goal of showcasing the talented performers and eventually touring the country.

Named by the Sports Business Journal in October of 2011 as one of the Game Changers: Women in Sports Business, Buss serves as a Trustee of the University of Southern California, her alma mater. She is also a co-host of Lakers All-Access, a yearly event presented by the LA Sports and Entertainment Commission, a nonprofit organization which draws events and attractions to Los Angeles.

Actively involved in the community, Buss received the 2018 Sally Award for her and the Lakers' commitment to The Salvation Army and for the team's work at the Salvation Army's Red Shield Community Center in Pico Union. She lists Canine Companions for Independence, The Amanda Foundation and the Best Buddies organization among her many charitable endeavors while also working internally with the Lakers Youth Foundation to raise money for Southern California Youth charities. In 2015, she personally pledged \$1.5 million to Cedars-Sinai to establish the Dr. Jerry H. Buss Surgical Oncology Fellowship as a tribute to her father.



ROB PELINKA

VP, BASKETBALL OPERATIONS & GENERAL MANAGER

After three full seasons with the Lakers, Vice President of Basketball Operations & General Manager Rob Pelinka has transformed the team DNA, constructing a roster and staff that earned the franchise their 17th NBA championship in 2020.

Pelinka helped make one of the most significant free agent signings in team history in 2018 when the Lakers added four-time NBA MVP LeBron James, following that with a franchise-altering trade that brought seven-time NBA All-Star Anthony Davis to Los Angeles. With other key additions and the hiring of Head Coach Frank Vogel, Pelinka had assembled a championship contender. L.A. went on to clinch the top seed in the Western Conference, the franchise's 24th Pacific Division title and the team's first championship since 2010 by defeating Portland, Houston, Denver and Miami in the 2020 NBA Playoffs.

With a shortened offseason, Pelinka got to work quickly to improve the championship roster he'd assembled in 2019-20. He signed 2020 Finals MVP James to a contract extension, re-signed the 2020 First Team All-NBA and First Team All-Defensive Team honoree in Davis, while also re-signing key contributors to the championship run in Kentavious Caldwell-Pope and Markieff Morris. Pelinka then made additional roster improvements with the acquisitions of Marc Gasol, Wesley Matthews, Dennis Schröder and reigning NBA Sixth Man of the Year Montrezl Harrell. Core contributors in Alex Caruso and Kyle Kuzma also returned, as the revamped Lakers lineup looks to repeat as champions in 2020-21.

Off the court, Pelinka has reignited the Lakers commitment to player development by launching the Lakers Genius Talks, a series of life-skills discussions for Lakers players led by luminaries such as Denzel Washington, Dave Chappelle, Kendrick Lamar, Allyson Felix, Dwayne Johnson and Elon Musk.

In his role, Pelinka coordinates all day-to-day functions of the Basketball Operations Department, helping to manage personnel decisions, contract negotiations, salary cap strategies and scouting. He oversees and collaborates with his staff on all offseason activities, including the draft process, summer league, free agency and training camp. In addition to these tasks, Pelinka also assists with various media relations and other management functions.

Pelinka joined the Lakers after spending the greater part of two decades representing many of the NBA's top players as an agent. Named by Forbes as one the Top 10 Sports Agents in the World, Pelinka's experience gives him a unique, player-centric perspective of the NBA landscape that has helped shape the core values for the franchise.

The Lake Forest, Illinois, native earned his business degree from the Ross School of Business at the University of Michigan with high honors in 1993, before receiving his law degree, cum laude, from the University of Michigan Law School in 1996. While on campus at Michigan, Pelinka was a member of the 1989 NCAA National Championship basketball team, taking part in three NCAA Final Fours (1989, 1992, 1993) for the Maize & Blue. In 1993, Pelinka was named the NCAA Walter Byers Male Student-Athlete of the Year. Upon graduation, Pelinka practiced corporate law in Chicago and then embarked on a successful career as a sports agent, representing some of the all-time greats and many future NBA Hall-of-Famers, including the Lakers own Kobe Bryant.

Pelinka, 50, makes his home in Newport Beach with his wife, Dr. Kristin Pelinka, his son, Durham (12), and his daughter, Emery (10). Pelinka's off court interests include trail running, reading and spending as much time with his kids as his work schedule permits. Pelinka and his family take great joy serving in leadership capacities at The Exceptional Families Ministry of Mariners Church in Irvine, CA, and at The Painted Turtle Camp in Lake Hughes, CA.



TIM HARRIS

Overseeing Los Angeles Lakers business-related endeavors and marketing efforts for 21 years, Tim Harris brings more than 31 years of combined experience to the organization, currently serving as President of Business Operations. Responsible for the Lakers' day-to-day business operations, Harris oversees the team's sponsorship, ticketing, broadcast, marketing, game entertainment, media relations and community relations departments. Harris negotiated one of the largest regional TV deals in all of sports when the franchise struck a long-term partnership with Spectrum SportsNet in 2011 and is the team's driving force behind its radio partnership with 710 ESPNLA. Harris is also responsible for spearheading the Lakers' UCLA Health partnership, which led to the completion of the state-of-the-art UCLA Health Training Center in 2017. Recent career highlights for Harris include leading the negotiations to secure Wish as the team's first-ever jersey patch sponsor, one of the most lucrative jersey patch partnerships in the NBA, and being honored with the prestigious 'Cult Brand of the Year' award at The Gathering of Cult Brands in 2019.

Adding to his extensive scope of responsibilities, Harris serves as a Lakers Alternate Governor and represents the club at team president meetings.

Beginning his career working for Dr. Jerry Buss in 1990, Harris was tasked with promoting and marketing the team's arena at the time, The Great Western Forum. By 1995, after much success in his role, Harris would become Vice President of Marketing for the building. Following the sale of the Forum in 1997, Harris was responsible for managing the Lakers transition out of Inglewood to the brand new STAPLES Center as well as the new team training facility. At the conclusion of the club's move, Harris was brought on board to focus his efforts strictly on the Lakers, originally serving as Vice President of Sales and Marketing.

A standout soccer player at UCLA, Harris played four seasons as goalkeeper (1980-83), earning second team All-American honors in 1983 and finishing his career ranked third on the school's career victories list. He was later named to the UCLA Athletic Department Hall of Fame as one of the school's 25 all-time greatest athletes. Harris, who graduated from UCLA with a degree in sociology, went on to play five years professionally (1984-89), including three for the Dr. Buss-owned Los Angeles Lakers of the Major Indoor Soccer League. He was also a member of the United States Men's National Soccer Team in 1985.

An Inglewood native, Harris currently resides in Manhattan Beach with his wife Choel and their three children: Jude (16), Dane (13) and Gage (9).

SENIOR VICE PRESIDENT, FINANCE & CHIEF FINANCIAL OFFICER



JOSEPH MCCORMACK

Joseph McCormack was named Senior Vice President, Finance, and CFO for the Lakers in 2011 after serving as Vice President, Treasurer and CFO for 23 years.

In his current position, McCormack is involved in all aspects of planning, budgeting, administration, development, governance and strategic initiatives for the organization. In addition to leading the day-to-day operations of the team's finances, McCormack was responsible for overseeing the construction of the team's 120,000 square-foot state of the art practice facility, the UCLA Health Training Center.

McCormack joined the Lakers on December 12, 1988 after previously working at PricewaterhouseCoopers as a certified public accountant.

A Short Hills, New Jersey native, McCormack earned his accounting degree from Providence College.

McCormack and his wife, Catherine, reside in Manhattan Beach and have two adult children (son Jack and daughter Ellen, who is married to Max), and one grandson, Bernard.

CHIEF LEGAL OFFICER & GENERAL COUNSEL



DAN GRIGSBY

Dan Grigsby has served as Chief Legal Officer & General Counsel for the Lakers since April of 2014. He joined the Lakers organization after practicing sports and entertainment law with several nationally and internationally recognized law firms where, in addition to representing numerous sports industry and entertainment clients, he served as one of the principal outside lawyers for the Lakers.

As Chief Legal Officer, General Counsel & Chief Integrity Officer, Dan is responsible for all legal matters for the Lakers, the South Bay Lakers, the Lakers Youth Foundation, Lakers Gaming, and other subsidiaries and affiliates of the Lakers.

Dan is a native of Southern California and received his undergraduate degree in Political Science from UCLA and his law degree from Whittier College School of Law. Dan lives in Pacific Palisades with his wife Karen, has three adult children (daughter Jenna, who is married to Charles Jackson, son Taylor, who is married to Gwen, and daughter Channing) and is a life-long Lakers fan.

VICE PRESIDENT, RESEARCH & DEVELOPMENT



JOEY BUSS

Serving as the Vice President of Research and Development for the Lakers, Joey Buss is responsible for exploring new technologies and strategies for business and basketball development. Buss is also in charge of the South Bay Lakers, the NBA G League franchise owned and operated by the Lakers. Entering his 14th season as President/CEO of team's minor league affiliate, Buss is responsible for overseeing the SB Lakers business and basketball operations for the team.

Buss and Senior Director of Pro Personnel Nick Mazzella work closely with Rob Pelinka and Coach Vogel to construct the Lakers Summer League and Training Camp rosters, while managing all two-way contracts, G League Call-Ups and assignment player decisions. The 2018 Summer League roster they constructed won the first six games in Las Vegas, en route to a second-straight championship game birth after taking home the 2017 Las Vegas Summer League Championship.

Behind the leadership of Buss, the SB Lakers franchise has established itself as one of the G League's top producers of NBA players, along with developing 26 assignment players for the Los Angeles Lakers. Former South Bay Lakers have earned 36 NBA call-

ups. South Bay has won the division three times, making two trips to the G League Finals. Current Lakers players Alex Caruso and Talen-Horton Tucker have South Bay experience, while 2019 First Team All-G League honoree Devontae Cacok returns on a two-way contract, along with Kostas Antetokounmpo.

Prior to assuming his current position with the South Bay Lakers, Buss spent a year preparing for his role as Lakers alternate governor, working closely with both Jeanie Buss and Tim Harris. Not long after becoming an alternate governor, Buss accepted the Larry O'Brien Trophy on behalf of the organization after the Lakers defeated the Orlando Magic in the 2009 NBA Finals.

After graduating from the University of Southern California, Buss served as a coaching associate for the Lakers during the 2006-07 season and got his first glimpse into the business of basketball at the age of 20, when he held a summer internship in the basketball operations department of the nearby Los Angeles Sparks for the 2004 and 2005 seasons.

Away from the court, Buss and his wife Dr. Nicole Buss reside in Rancho Palos Verdes with their sons Benjamin and Oliver. Dr. Nicole Buss earned her doctorate degree in Occupational Therapy at USC and serves on the Board of Directors for Town & Country Nursery School.

**JESSE BUSS**

Jesse Buss begins his sixth season in the role of Assistant General Manager/Director of Scouting. In his role, Buss oversees all scouting-related matters for the Lakers and has an essential role in the drafting of players for the franchise.

At the helm of the teams' scouting efforts, Buss orchestrates the schedules for the scouting staff, and maintains a rigorous scouting schedule himself, ensuring well-informed and thorough decisions can be made on all draft eligible prospects each year. During the summer months, Buss and Scout Support and Strategy Coordinator Moses Zapata manage the pre-draft workout process, which allows Buss and his staff to take a closer look at potential draft prospects.

Prior to his promotion, Buss served as the Lakers' director of scouting from 2012-15. Originally joining the organization in 2006, Jesse spent two seasons as a basketball operations assistant, where he wrote scouting reports in addition to his local scouting duties. He went on to serve as a scout from 2008-11, working domestically and internationally, and then as scouting coordinator for the 2011-12 season, overseeing all scouting operations.

The youngest son of the late Dr. Jerry Buss, Jesse grew up in San Diego and is a Chargers, Dodgers, Rams and Kings fan. Buss resides in Brentwood with his sons Ashton and Jaden.

DIRECTOR OF BASKETBALL AFFAIRS

**KURT RAMBIS**

Kurt Rambis serves as the Lakers' Director of Basketball Affairs, after spending 2018-20 as Senior Basketball Advisor and played a key role in assembling the 2019-20 championship team. He previously spent 16 years in various coaching and front office roles within the organization.

Following a decorated playing career, Rambis initially entered the coaching ranks as an assistant on Del Harris' staff for four-plus seasons (1994-1999). Twelve games into the 1998-99 season, Rambis took over as the Lakers' interim head coach where he compiled a 24-13 overall record, leading the team to the Western Conference Semifinals. He worked in the team's front office – first as an advisor and then as assistant general manager – in 2000 and 2001 with both seasons culminating in NBA Championships for the Lakers. Rambis returned to the sidelines and joined head coach Phil Jackson's staff for seven seasons (2001-04, 2005-09) and for half of the 2004-05 season under interim head coach Frank Hamblen. Over that time, Rambis helped guide the Lakers to four NBA Finals appearances (2002, 2004, 2008, 2009), with Los Angeles winning NBA Championships in 2002 and 2009.

After the Lakers captured the 2009 NBA Championship, Rambis served as head coach of the Minnesota Timberwolves from 2009-11 and, most recently, spent four seasons (2014-18) as associate head coach of the New York Knicks, which included a stint as interim head coach in 2016.

A graduate of Santa Clara University with a B.S. degree in psychology, Rambis signed with the Lakers prior to the 1981-82 season and helped the club to four NBA titles (1982, 1985, 1987, 1988). Rambis would later go on to play for the Charlotte Hornets, Phoenix Suns and Sacramento Kings.



NICK MAZZELLA

A member of the Lakers organization since 2004, Nick Mazzella enters his second season as Senior Director of Pro Personnel, also serving as the General Manager of the South Bay Lakers for his eighth season. Mazzella works closely with Vice President of Research and Development Joey Buss, researching new strategies and technologies for the organization’s basketball operations department, while overseeing the Summer League roster, two-way contracts and L.A. Lakers training camp signings. His South Bay Lakers duties are wide-ranging and include the day-to-day management of the team, serving as point person for all personnel decisions, negotiations, staff hiring’s and scouting for the team.

Los Angeles saw immediate success at the Las Vegas Summer League with Mazzella and Buss at the helm. In 2017, the franchise won it’s first-ever Summer League Championship, and again advanced to the championship game in 2018.

Named General Manager of the South Bay Lakers in 2013, Mazzella continues to build competitive teams year-after-year. In his first season, South Bay won the West Division Title after finishing with a 31-19 record, the second-best mark in the G League. In

addition to a division crown in his very first season, Mazzella’s Lakers were one game away from the franchise’s first-ever NBA G League Championship in 2015-16.

Overall, 18 players have received NBA call-ups under Mazzella’s leadership, and South Bay has helped to develop 15 Lakers assignment players, including Lakers guard Talen Horton-Tucker. Kostas Antetokounmpo and Devontae Cacok return to the Lakers roster on two-way contracts, after Cacok earned a call-up in 2019-20 and was named First Team All-G League. South Bay alum Alex Caruso started on a two-way contract and has since earned a multi-year deal with the parent club and was a key contributor during the 2020 NBA title campaign.

Entering his eighth season in basketball operations, Mazzella served as Director of Research and Development from 2017-19 and from 2004-2013, was a member of the Lakers Media Relations department, taking over as Media Relations Coordinator in 2006. During that span, Mazzella was part of two NBA championship teams and made three trips to the NBA Finals.

A graduate of the University of California, Santa Barbara, Mazzella received a bachelor’s degree in Business Economics with a minor in Sports Management in 2006.

He and his wife Susan are the proud parents of one daughter, Georgiana, and reside in Redondo Beach.

BASKETBALL OPERATIONS




KEITH CHAMBERLAIN
Exec. Administrator,
Player Programs
& Logistics



PHILIP CHANG
Sr. Manager,
Basketball Analytics



HARRY HEFFERNAN
Basketball Analyst
& Developer



JOSH INGRAM
Manager,
Travel Operations



SHANE JENKINS
Manager,
Player Services



ED KELLY
Manager,
Administrative
Services



NICK LAGIOS
Dir. Bball Ops &
Player Dev. - SBL
Bball Dev. Coord. - LAL



DESIREE LESASSIER
Manager,
Player Services



DIANA MA
Data Scientist



RANDY MIMS
Exec. Administrator,
Player Programs
& Logistics



GARRETT PARTMAN
Exec. Administrator,
Player Programs
& Logistics



MARSHALL RADER
Manager, Salary
Cap Strategy



CLARE SUMMERS
Executive Assistant
to Head Coach



SAM USHER
Manager, Basketball
Operations

SCOUTING STAFF



IRVING THOMAS
Head Scout



SEAN BUSS
Scout




LUCA DESTA
Scout



ELAN VINOKUROV
Scout



ANTONIO MACEIRAS
International Scout



CAN PELISTER
International Scout



MOSES ZAPATA
Coordinator, Scout
Support & Strategy

HEAD COACH



FRANK VOGEL

Frank Vogel made an immediate impact on the franchise after joining the team in May 2019, leading Los Angeles to its first NBA title since 2010 in his first season.

With Vogel at the helm, the Lakers advanced to the NBA Finals after winning each of their first three playoff series in five games. The Miami HEAT forced a sixth game in the Finals, where the Lakers became the third team in the last 50 seasons to clinch an NBA title in a wire-to-wire win, while leading by as many as 36 points in the contest.

Vogel - the 27th head coach in Lakers franchise history and the 23rd in the Los Angeles era - guided the Lakers to the league's best regular season start and was recognized with Western Conference Coach of the Month honors for games played in October/November. The 17-2 record that Vogel's team accumulated over that span tied the franchise's best 19-game start in team history, and 14 wins in November marked the most by the Lakers in a calendar month since March 2000. The quick start was merely a sign of what was to come, as Vogel and his coaching staff later led Team LeBron to a victory at the 2020 NBA All-Star Game in Chicago, having earned his second career distinction to an all-star

bench by compiling the Western Conference's best overall record through January.

In a shortened 71-game regular season, Vogel's Lakers amassed a 52-19 record, clinching the No. 1 seed in the Western Conference and earning the franchise's 24th Pacific Division title. The team shot a league-leading 48.0 percent from the field, blocked a league-high 6.6 shots per game and ranked third in defensive rating (106.1). Additionally, the Lakers tallied 13 consecutive road victories, tied for the third-best road streak of all time. L.A. went on to set an NBA record by defeating 18 consecutive Western Conference opponents on the road, thoroughly outmatching the previous record of 13 that has been held by the Lakers since the 1972-73 season.

Prior to joining the Lakers, Vogel accumulated a 250-181 record as the head coach in Indiana and was a four-time NBA Eastern Conference Coach of the Month from 2010-16, leading them to five NBA Playoff appearances, two Central Division championships and back-to-back trips to the Eastern Conference Finals in 2013 and 2014. His 250 regular season wins remain as the most for a Pacers head coach in the team's NBA history. Vogel then led the Orlando Magic for two seasons from 2016-18 and guided the team to a 54-110 record while overseeing a young and developing roster.

Vogel is a graduate of the University of Kentucky with a degree in biology. He initially attended Juniata College in Huntingdon, PA, where he was a three-year starter for the school's Division-III basketball team. An admirer of then-Kentucky head coach Rick Pitino, Vogel transferred to UK and became a student manager, playing on the junior varsity team in 1996.

After graduating from Kentucky, Vogel soon moved into a video coordinator role with the Wildcats. He got his start in the NBA soon thereafter as the head video coordinator with the Boston Celtics, again working under the future Hall-of-Famer Pitino from 1997-2001, before earning his first assistant coach role with the Celtics during the 2001-02 season.

Vogel has been an assistant with Boston (2001-04), Philadelphia (2004-05) and Indiana (2007-11), while also previously holding advance scouting roles with the Lakers (2005-06) and Wizards (2006-07). He remained as an assistant coach until the 2010-11 season, when he took the reins as interim head coach for the Pacers and led the team to the playoffs later that season.

A native of Wildwood Crest, NJ, Vogel and his wife Jenifer have two daughters, Alexa and Arianna.

FRANK VOGEL'S NBA COACHING CAREER

YEAR	TEAM	REGULAR SEASON		NBA PLAYOFFS	
		W-L	PCT	W-L	PCT
2010-11	Indiana Pacers	20-18	.526	1-4	.200
2011-12	Indiana Pacers	42-24	.636	6-5	.545
2012-13	Indiana Pacers	49-32	.605	11-8	.579
2013-14	Indiana Pacers	56-26	.683	10-9	.526
2014-15	Indiana Pacers	38-44	.463	-	-
2015-16	Indiana Pacers	45-37	.549	3-4	.429
2016-17	Orlando Magic	29-53	.354	-	-
2017-18	Orlando Magic	25-57	.305	-	-
2019-20	Los Angeles Lakers	52-19	.732	16-5	.762
TOTALS		346-310	.535	47-35	.573



JASON KIDD

Jason Kidd returns for his second season as an assistant coach for the Lakers, having been a member of the 2020 NBA Championship staff under Head Coach Frank Vogel.

Kidd, 47, previously served as head coach for the Milwaukee Bucks and Brooklyn Nets, amassing a 183-190 record in five seasons.

The first-time assistant most recently led the Bucks from 2014-18, where he was tasked with developing a roster full of young talent that included future all-stars Giannis Antetokounmpo and Khris Middleton. Kidd twice led the Bucks to the postseason and finished third in NBA Coach of the Year voting following the 2014-15 campaign, his first with the franchise.

He began his coaching career by leading the Nets during the 2013-14 season, earning two Eastern Conference Coach of the Month awards while becoming only the third person since the ABA-NBA merger to debut as an NBA head coach in the season after retiring as a player.

A 2018 inductee into the Naismith Memorial Basketball Hall of Fame, Kidd averaged 12.6 points, 6.3 rebounds 8.7 assists and 1.9 steals in 1,391 career games (1,350 starts) for the Dallas Mavericks, Phoenix Suns, New Jersey Nets and New York Knicks. He retired in 2013 as one of the most decorated point guards in the history of the game, ranking second all-time in both assists (12,091) and steals (2,684). Among his notable career accomplishments, Kidd was a 10-time NBA All-Star, five-time All-NBA First Team selection, four-time All-Defensive First Team pick and the NBA's Co-Rookie of the Year in 1995. He won his only NBA title with the Mavericks in 2011, as well as a pair of Olympic gold medals with Team USA in 2000 and 2008.

Kidd played collegiately at the University of California for two seasons, where he was named Pac-10 Freshman of the Year in 1993 and Pac-10 Player of the Year in 1994. His No. 5 jersey is retired by the Golden Bears.



LIONEL HOLLINS

Lionel Hollins returns for his second season as an assistant coach for the Lakers, having been a member of the 2020 NBA Championship staff under Head Coach Frank Vogel.

A 25-year NBA coaching veteran, he owns a career record of 262-272 as head coach of the Memphis Grizzlies and Brooklyn Nets.

Hollins, 67, returns to the bench after most recently leading the Brooklyn Nets from 2014-16, where he steered the team to the NBA Playoffs in his first season at the helm. He earned his first head coaching job in 2008 with the Memphis Grizzlies, following two stints as interim head coach for the team. Behind his leadership, the Grizzlies improved their win percentage in each of his five seasons, earning three trips to the playoffs and one birth to the Western Conference Finals in 2013. Overall, he was a four-time Western Conference Coach of the Month and, with a 214-201 record, remains as the winningest coach in Grizzlies franchise history.


Following a 10-year playing career, Hollins entered the coaching ranks as an assistant at Arizona State in 1985. He made the leap to the NBA in 1988 with the Phoenix Suns,

where he was an assistant to Cotton Fitzsimmons and Paul Westphal for seven seasons. He enjoyed two stints with the Grizzlies organization as an assistant coach, first from 1995-99 with the then-Vancouver Grizzlies and again from 2002-07, following the franchise's relocation to Memphis. Hollins twice served as interim head coach for those Grizzlies teams, coming in the 1999-2000 and 2004-05 seasons.

Hollins enjoyed a successful playing career from 1975-85 for the Trail Blazers, 76ers, Clippers, Pistons and Rockets. The sixth overall pick in 1975 out of Arizona State, he earned All-Rookie First Team honors for Portland and played a pivotal role on the team's 1976-77 championship team. Hollins earned his lone all-star selection during the following season, was a two-time all-defensive team selection (1978-79) and his No. 14 was retired by the Trail Blazers in 2007.

A native of Arkansas City, KS, Hollins and his wife Angie have four children.

ASSISTANT COACH



PHIL HANDY

Phil Handy returns for his second season as an assistant coach for the Lakers, having been a member of the 2020 NBA Championship staff under Head Coach Frank Vogel.

Handy, 49, most recently served as assistant coach with the Toronto Raptors in 2018-19, where he contributed to the franchise's first NBA Championship in 2019. Prior to his stop in Canada, Handy was an assistant coach and director of player development with the Cleveland Cavaliers, where he worked for five seasons and was a member of the Cavaliers 2016 championship staff. He returns to the Lakers after serving in a player development role from 2011-13.

A native of San Leandro, California, Handy has strong ties to the Bay Area where he spent five years (2006-11) coaching young talent with the AAU Club Team 94, while training NBA players during the off-season. Handy also ran his own basketball training business for more than 13 years, working with top level talent in the from NBA, Europe and the collegiate ranks.

Handy played two seasons at the University of Hawaii, earning WAC All-Defensive Player of the Year and All-Newcomer honors. He had two NBA stints as a player with Golden State and Portland, and his professional playing career also included stops in Israel, France, England, Germany, Italy and Australia.

Handy resides in New Jersey with his wife of 22 years, Christina.

ASSISTANT COACH



MILES SIMON

Miles Simon returns for his fourth season on the Lakers coaching staff, having been a member of the 2020 NBA Championship staff under Head Coach Frank Vogel. Simon has twice led the charge for Lakers summer league teams, leading the team to a championship game birth for the second-straight summer in 2018, after taking home the 2017 Las Vegas Summer League title as an assistant on the staff. Simon has been responsible for the pre-draft workout process, as well as all offseason development programs for current Lakers players.

Simon first joined the Lakers staff after serving as head coach of the 2017 USA Junior National Select Team for the Nike Hoops Summit, leading the USA to a victory over the World Select Team. Simon won gold medals as an assistant for the 2016 USA Men's U17 World Championship Team, as well as the 2015 USA Men's U16 National Team.

In addition to his work with USA Basketball, Simon spent nine NBA off-seasons from 2008-16 working in a player development role with some of the league's top talent and has served as the Director of the Nike Basketball Academy since 2015. Simon has also worked in broadcasting, serving as a college basketball analyst for ESPN.

The Arizona alumnus was the 1997 NCAA Tournament Most Outstanding Player after leading the Wildcats to a National Championship as a junior. Upon graduation, Simon played one season for the Orlando Magic (1998-99), before spending time overseas and in the CBA. At the conclusion of his playing career, Simon spent three seasons (2005-08) as an assistant coach at Arizona on Lute Olson's staff.

Simon and his wife Kristy reside in North Tustin with their three children: Kiana, Sasha and Cameron.

**MIKE PENBERTHY**

Mike Penberthy returns for his second season as an assistant coach for the Lakers, having been a member of the 2020 NBA Championship staff under Head Coach Frank Vogel.

Penberthy, who played two NBA seasons with the Lakers from 2000-2002, served as an assistant coach in a player development role with the New Orleans Pelicans from 2017-19. Prior to that, the 46-year-old spent two years as a private trainer, working with notable current and former NBA talents such as Luka Dončić, Paul George, Jrue Holiday, Andre Igoudala, Reggie Jackson, Kyle Korver, Khris Middleton, Ricky Rubio, and Dwyane Wade. This is Penberthy's third stint on an NBA bench, after also serving as an assistant in Minnesota during the 2014-15 season.

A native of Los Gatos, CA, Penberthy enjoyed a 11-year professional career and was a member of the Lakers' 2001 championship team. In addition to his time in Los Angeles, he played in the Continental Basketball Association, American Basketball Association and internationally in Germany, Venezuela and Italy. He graduated from The Master's University with a B.A. in Biblical Studies in 1997.

**QUINTON CRAWFORD**

Quinton Crawford returns for his second season as an assistant coach for the Lakers, having been a member of the 2020 NBA Championship staff under Head Coach Frank Vogel.

Crawford, 30, joined the team having most recently served as head video coordinator and player development coach for the Charlotte Hornets. He worked under Vogel for two seasons as the head video coordinator of the Orlando Magic from 2016-2018. Crawford began his NBA career as an assistant video coordinator with the Sacramento Kings.

A native of Old Bridge, NJ, Crawford played two seasons at Arizona (2011-13), following a playing career at Division-III Middlesex County College. He earned his graduate degree from Pepperdine University.

**DRU ANTHROP**

Dru Anthrop returns for his second season as head video coordinator for the Lakers, having been a member of the 2020 NBA Championship staff under Head Coach Frank Vogel.

Entering his eighth season as a video coordinator, Anthrop joined the staff from the Memphis Grizzlies, where he served as assistant video coordinator and player development assistant, contributing to all aspects of the team's video operations and on-court preparation. Before his time in Memphis, Anthrop spent two seasons as special assistant to Coach Vogel during his time in Orlando and was responsible for all video edits as well as the staff's administrative needs. He also spent a season with St. John's University as a graduate assistant and was a film coordinating intern for the Indiana Pacers from 2013-15.

A native of West Lafayette, IN, Anthrop was a four-year basketball letterman at Purdue from 2009-13, graduating with a degree in business management, with a minor in organizational leadership and supervision.



BILL BERTKA

Bill Bertka returns for his 52nd year of service in the NBA and his 46th overall season with the Lakers. Bertka has been with the organization through 10 NBA Championships and 20 NBA Finals appearances. Most recently, Bertka was honored as the 2019 recipient of the Tex Winter Lifetime Achievement Award from the National Basketball Coaches Association, an honor recognizing extraordinary contributions to the sport throughout a career by building a body of work that has had a positive and powerful impact on the NBA coaching profession.

Serving as an assistant coach under eight Lakers head coaches dating back to 1981, Bertka brings a wealth of experience to the position, including coaching Laker big men Wilt Chamberlain, Kareem Abdul-Jabbar, Vlade Divac, Shaquille O'Neal, and Andrew Bynum. His talent as a scout and experience in player personnel matters make him an excellent resource for the team's basketball operations staff.

Bertka became the first full-time scout in league history when the Lakers hired him in 1968. When Head Coach Bill Sharman took over the team in 1971-72, Bertka began working with players while also adding advance scouting duties. That team would later go on a 33-game winning streak – a still-standing professional sports record – en route to an NBA title, giving Bertka his first ring. In 1974, he left the Lakers to become the first general manager of the New Orleans Jazz and also had an initial ownership stake in the franchise through his company, Invest West Sports.

In 1981, Pat Riley became head coach of the Lakers and brought Bertka back as his first assistant. Together, the duo constructed what came to be known as the Lakers "Showtime" era, guiding the team to seven NBA Finals appearances in nine seasons and winning four NBA titles (1982, 1985, 1987, 1988). Bertka remained as an assistant coach with the Lakers for two decades, later winning back-to-back championships under Head Coach Phil Jackson (2000, 2001). Following his final season on the Lakers bench in 2001, Bertka transitioned to a primary role as director of scouting, a position in which he served through the 2011-12 season while winning three more NBA titles. He continues to advise the Lakers as a basketball consultant.

Bertka has twice served as interim coach of the Lakers, coaching two games during the 1993-94 season and one game while replacing Del Harris in 1998-99. He holds a 2-1 career record as an interim head coach, and his 1999 coaching appearance made him the oldest person to ever coach an NBA game at the age of 71.

The Santa Barbara native is also well known for founding Bertka Views, one of the most successful college scouting services in the country, which he and his wife, Solveig, operated from 1961-1995. Throughout that time period, many of the nation's premier college basketball programs utilized Bertka Views as their sole scouting service. Adding another feather to his cap during the summer of 1992, Bertka served as a scout for the United States' Olympic basketball team at the European Qualifying Tournament in Zaragoza, Spain. Additionally, Bertka hosted Sports With Bertka, his own radio show in Santa Barbara that won three Golden Mike Awards in the 1970's.

In 1989, Bertka enjoyed the dual distinction of being inducted into each of his hometowns' respective Hall of Fames; In May of that year he was inducted into the Santa Barbara Sports Hall of Fame and just five months later in October, he was inducted into the Summit County (Ohio) Sports Hall of Fame, where he grew up as a child. In January of 2004, Bertka was inducted into the Kent State University Sports Hall of Fame and most recently, was an inaugural inductee into the Santa Barbara Basketball Court of Champions in June 2014.

Bill and Solveig have two married daughters, Britt, who is married to veteran NBA assistant coach Jim Eyen, and Kris, married to Yankees scout Bill Pintard, and make their home on a 50-acre avocado ranch in Santa Barbara. They have four grandchildren and two great-grandchildren.

**DR. JUDY SETO**

Dr. Judy Seto enters her second season as Director of Sports Performance, after serving as the team's head physical therapist from 2011-16. In her position, Seto reports to Vice President of Basketball Operations and General Manager Rob Pelinka while overseeing the medical care and optimizing the health and performance of Lakers players.

Seto re-joined the franchise after most recently serving as Director of Sports Performance for Select Physical Therapy, where she developed, designed and implemented sports science concepts and technology to maximize athletic performance, minimize injury risk and facilitate timely return to competition. She has previously worked in physical therapy roles with the Los Angeles Dodgers and Los Angeles-based HealthSouth and the Kerlan-Jobe Orthopaedic Clinic.

The Los Angeles native earned dual degrees in kinesiology and psychology from UCLA, a master's degree in physical therapy from Stanford, a master's degree in business administration from Troy State University, a doctorate in physical therapy from Temple University, a master's degree in high performance sport from the Australian Catholic University in Melbourne, Australia and is also board certified in both orthopedics and sports, along with holding a certification in strength and conditioning.

Seto and her husband, Paul, currently reside in the South Bay.

HEAD ATHLETIC TRAINER

**NINA HSIEH**

Nina Hsieh returns for her second season as Head Athletic Trainer with the Lakers, after spending the previous three seasons as the team's Assistant Athletic Trainer.

Hsieh is charged with year-round oversight of the care, prevention and treatment of injuries to the players on the roster. As head of the athletic training staff, she works closely with the coaching staff and front office to ensure the highest level of performance on the court, while also being charged with emergency on-court procedures.

With the organization since 2008, Hsieh joined the Lakers staff prior to the 2016-17 season after seven seasons with the G League's South Bay Lakers. As the Head Athletic Trainer for the South Bay Lakers, she managed all health & wellness, strength & conditioning programs, equipment as well as all travel scheduling for the official minor league franchise of the Lakers. Prior to her time with the South Bay Lakers, Hsieh served as the athletic trainer for the UC-Santa Barbara women's basketball team (2004-08), as well as the men's soccer team (2010-11).

The Taiwan native and Cal State-Fullerton graduate resides in Fountain Valley.

HEAD STRENGTH & CONDITIONING COACH

**CHATTIN HILL**

Chattin Hill enters his first season as Head Strength and Conditioning Coach for the Lakers, after spending last season as the team's Associate Head Strength and Conditioning Coach. Hill is responsible for designing and implementing a strength and conditioning program with the goal of keeping the players performing at elite levels throughout the NBA season.

Hill joined the franchise after spending the previous six seasons as Head Strength and Conditioning Coach for the Memphis Grizzlies, serving in the same position for the Atlanta Hawks from 2006-12. He got his start in the NBA with the Seattle SuperSonics, while also working with the WNBA's Seattle Storm in 2005-06.

A certified Strength and Conditioning Specialist (CSCS) by the National Strength and Conditioning Association, Hill has a bachelor's degree in exercise and sports science with a minor in nutrition from Central Washington University. He earned his master's degree in exercise science and health promotion from California University-Pennsylvania.


Hill lives in Redondo Beach with his wife Tikiya, daughter Noa and son Isaac.

BASKETBALL OPERATIONS


TRAINING STAFF



JON ISHOP
Asst. Athletic Trainer /
Athletic Perf. Liaison



MIKE MANCIAS
Athletic Trainer /
Athletic Perf. Liaison




OCTAVIO MARQUEZ
Asst. Athletic Trainer




STACEY ROBINSON
Massage Therapist


STRENGTH & CONDITIONING



ED STREIT
Asst. Strength &
Conditioning Coach




JON PASTOREK
Asst. Video Coord. /
Player Dev. Coach



GREG ST. JEAN
Player Dev. Coach /
Advance Scout

PLAYER DEVELOPMENT STAFF

NUTRITION STAFF




SANDRA PADILLA
Team Chef



CHELLY PADILLA
Sous Chef



JEMILLE CRUZ
Sous Chef



N'TASHA DELGADO
Sous Chef

EQUIPMENT STAFF



ANDREW HENK
Head Equipment
Manager



BRIAN CUATT
Asst. Equipment
Manager



BRADY STUART
Asst. Equipment
Manager



STU LANTZ

Stu Lantz enters his 34th season as an analyst for Lakers broadcasts. With the end of the Lakers simulcast era prior to the 2003-04 season, Stu now teams with play-by-play man Bill Macdonald and broadcasts every Lakers game televised on Spectrum SportsNet. Providing each broadcast with his expert analysis and unique insight garnered through his 40-plus years associated with the NBA as both a player and analyst, he has received numerous awards over the years. Most recently, Stu was inducted into the Southern California Sports Broadcasters Hall of Fame as part of the 2018 class. Chosen Southern California's best radio color commentator six times by the Southern California Sports Broadcaster's Association and best television color commentator on seven occasions, Stu has also won nine local EMMY Awards for his work in the Best Live Sports Telecast category.

A graduate of the University of Nebraska (1968), the Cornhuskers officially retired his uniform number (22) on October 17, 1989 during halftime ceremonies of a Lakers' preseason game in Lincoln. Born in Uniontown, PA, Stu was originally a third round draft pick of the San Diego Rockets in 1968. Spending his first three seasons in San Diego, the following season, Stu ranked sixth overall in the NBA in free throw percentage (.838). He also played for the Detroit Pistons (1972-1974) and New Orleans Jazz (1974) prior to being traded to the Lakers in December of 1974. He played less than two seasons in Los Angeles before announcing his retirement following the 1976-77 campaign due to a back injury.

He enjoyed his finest pro campaign in 1970-71, averaging career-high figures in both scoring (20.6) and rebounding (5.0). The following season, Stu ranked sixth overall in the NBA in free throw percentage (.838). He also played for the Detroit Pistons (1972-1974) and New Orleans Jazz (1974) prior to being traded to the Lakers in December of 1974. He played less than two seasons in Los Angeles before announcing his retirement following the 1976-77 campaign due to a back injury.

Immediately following his playing career, Stu embarked on a broadcasting career, serving as a commentator for the San Diego Clippers, San Diego State University, CBS and the NBA Radio Network. In addition to his broadcast work, for 20-plus years, he also served as an instructor at Pete Newell's renowned Big Man's Camp during the offseason, helping improve the skill-set of some of the game's premier big men.

Stu and his wife, Linda, live in San Diego and are the parents of Todd, Kristin and Shane.

TELEVISION PLAY-BY-PLAY ANNOUNCER



BILL MACDONALD

Long-time Southern California area broadcaster and four-time local Emmy Award-winning announcer and host Bill Macdonald enters his 11th season behind the mic as Lakers television play-by-play announcer on Spectrum SportsNet.

The versatile Macdonald, a fixture on Fox Sports West/Prime Ticket since its inception in 1985 through the Lakers final season on the network (2012), has broadcast in a variety of capacities over the years as host, field reporter and play-by-play announcer for professional basketball, baseball and hockey, among other sports.

The host of pre- and post-game shows "Lakers Live," "Angels Live" and "Ducks Live" before joining the Lakers announcing team, Macdonald has also served as the play-by-play voice for UCLA men's basketball and football and Los Angeles Avengers football.

Having filled in as the Angels, Ducks and Los Angeles Kings play-by-play announcer over the years as well as the Lakers play-by-play announcer on both television and radio, Macdonald most notably called Kobe Bryant's historic 81-point game on January 22, 2006.

In his career, Macdonald's hosting duties have included the "UCLA Sports Magazine," the Emmy Award winning Kings pre-game show "Break the Ice," "Carl's Jr. Sports Roundtable," the Pac-10 basketball tournament from STAPLES Center, the multiple Emmy award winning nightly sports news program "Press Box" and live, phone-in talk show "It's Your Call."

Actively involved with charities such as the Special Olympics, the Ronald McDonald House, and the NBA's Read to Achieve, Macdonald's work on "Training for Life: The California Special Olympics" was awarded with yet another Emmy.

Born in Bronxville (NY) but moving to Corona del Mar (CA) at an early age, Macdonald attended the University of Southern California where he graduated in 1981 with a degree in communication.

Currently residing in Newport Coast, Macdonald is the proud father of three sons: twin boys, Kirk and Cory, and Billy Jr.

RADIO PLAY-BY-PLAY ANNOUNCER



JOHN IRELAND

Serving as the team's sideline reporter on KCAL-9 from 2002-11, John Ireland returns for his 10th season behind the mic as radio play-by-play announcer for the Lakers.

A seven-time local Emmy Award winner for sports television, Ireland currently co-hosts the Mason and Ireland Show on the Lakers flagship station 710 AM ESPNLA Radio.

A local talent who grew up in Corona del Mar and graduated from UCLA in 1985 with a degree in history, Ireland's career path took him to stations in Monroe (LA), Beaumont (TX) and San Diego (CA) before bringing him home to the Los Angeles area in 1995.

In addition to his studio and "roving reporter" work over the years, Ireland added the Los Angeles Clippers radio play-by-play announcer responsibilities to his resume in 1997, working five seasons in all for the team on a fill-in basis before joining the Lakers beat in 2002. A six-time recipient of the Southern California Sports Broadcasters (SCSB) Irv Kaze Radio Talk Show Host Award, Ireland also previously filled in on radio play-by-play duties for both UCLA and Lakers basketball games.

Ireland, who enjoys pick-up basketball and golf when away from work, is involved in numerous charity organizations that include Autism Speaks among others.

He and his wife, Leasa, reside in Manhattan Beach with their son, Jack.

RADIO ANALYST



MYCHAL THOMPSON

A member of the Lakers championship teams in 1987 and 1988, Mychal Thompson enters his 18th season as the team's radio analyst. Formerly the Minnesota Timberwolves television analyst for two seasons, Thompson teams with play-by-play announcer John Ireland for all Lakers radio broadcasts.

Thompson, a standout at the University of Minnesota, averaged 20.8 points per game throughout his four-year collegiate career and was named All-America following both the 1976-77 and 1977-78 campaigns. The leading scorer in Golden Gopher history with 1,992 points, Thompson was the first overall selection in the 1978 NBA Draft by the Portland Trailblazers. In 12 seasons and 935 regular season games with the Trail Blazers, Lakers and San Antonio Spurs, Thompson averaged 13.7 points, 7.4 rebounds and 2.3 assists.

Prior to joining the Lakers broadcast team, Thompson co-hosted a radio show in Portland, Ore. and also worked with the NBA's Vancouver Grizzlies, Seattle Supersonics and Trail Blazers as a television broadcast color analyst. Thompson also serves as Sports Ambassador for his native Bahamas.

Thompson and his wife, Julie, reside in Ladera Ranch and have three sons: Mychel, a professional basketball player with past NBA and NBA G League experience, Klay, who won NBA Championships in 2015, 2017 and 2018 as a member of the Golden State Warriors and has gold medals from the 2016 Olympic Games in Rio de Janeiro and the 2014 World Championship in Spain, and Trayce, who is a member of the Arizona Diamondbacks organization and has played for the White Sox, Dodgers, Athletics and Indians.



FERNANDO GONZALEZ

Beginning his 25th season as a play-by-play announcer for the Lakers, Fernando Gonzalez serves as the Spanish Voice of the team, broadcasting every game on Tu Liga Radio 1330, the Lakers Spanish language flagship.

Gonzalez is quite familiar to the Lakers Spanish-speaking audience as he also served as the news director for KWHY-TV and anchored the popular sports news program "Mundo Deportivo." Gonzalez has received several accolades for his work including the 1995 Golden Mike Award for best sports segment.

Not limited to basketball, Gonzalez has also broadcast a variety of sporting events including World Cup soccer, the Olympic Games, professional boxing, NHL hockey and Pac-10 football.

Born in Toluca, Mexico, Fernando graduated from La Universidad Autonoma del Estado de Mexico with a law degree.

SPANISH RADIO ANALYST



JOSE "PEPE" MANTILLA

Since 1993, Jose "Pepe" Mantilla has served an analyst for Lakers Spanish broadcasts, now serving his 28th season in that capacity with nearly 40 years of broadcasting experience overall. Most recently, Mantilla was inducted into the Southern California Sports Broadcasters Hall of Fame as a member of the 2021 class. The original Spanish voice of the Lakers, Mantilla broadcasts every game to the team's large and growing Hispanic audience, and has not missed a single game in his over two decades with the team. The Mexico native has seen the team claim six NBA titles during his tenure, which has included hosting "El Show de Los Lakers" and "Fiesta Lakers."

One of the most active sports journalists in Los Angeles, he is also a popular panelist for radio and TV sports shows, and as a result, was honored with the National Hispanic Media Coalition Impact Award in 2014. In addition to those duties, Pepe has managed to find time to broadcast the Olympics, MLB, the NFL, WNBA, the Pan American Games, college football and basketball, and a variety of soccer leagues and events, including several FIFA World Cups, MLS, the EPL, SERIE A, and Mexico's national soccer league. He was also the Spanish voice of USC Trojans football for multiple seasons since the turn of

the century (most recently between 2012-14), and provided English commentary during the 2006 and 2010 FIFA World Cups for AM 570 radio, and 2014 World Cup for 710 AM.

A graduate of UNAM in Mexico, Pepe has one daughter, Mercedes, and one son, Andres from his late wife Ivonne, and makes his home in Irvine.

SPANISH RADIO ANALYST



FRANCISCO PINTO

Francisco Pinto, a veteran television sports host, anchor and analyst for over 20 years, returns for his ninth season as the team's Spanish-language radio color commentator. Pinto won the 2012 and 2015 NBA Broadcasting Award for Best Live Call and a 2013 LA Area Emmy Award for Live Sports Coverage for the contest between the Lakers and Raptors on December 8th of that year.

Prior to joining the Lakers broadcast team, Pinto spent 12 years with KMEX-TV, Univision's LA affiliate, where he was a sports anchor for seven years before switching to news and becoming a host on the station's morning newscast, Primera Edicion. Having covered many of the biggest sporting events in the world, including two World Cups (2002 and 2006) and several NBA Finals, Super Bowls, World Series and world title boxing matches.

Pinto, who began his broadcasting career in 1996 with a three-year stint as a sports and news anchor at KUVS-TV, Univision's affiliate for the Modesto, Stockton and Sacramento areas, has also hosted The Rose Parade in Pasadena on three occasions, interviewed dignitaries that include presidents and Nobel Prize winners and earned five Emmy nominations over the course of his career.

A native of Concepcion, Chile and former soccer player, Pinto studied Physical Education at the Universidad de Concepcion, where he played for the university's soccer team as well as the Deportes Concepcion Reserve Team. Pinto, who also played and coached squash in Chile, later came to the United States to study Sports Medicine at the Master's College in Santa Clarita, California.

He and his wife of 24 years, Rachel, reside in the South Bay with their two children, Sofia and Sebastian.



LAWRENCE TANTER

Entering his 38th season as the Public Address Announcer for the Lakers, Lawrence Tanter is the longest-tenured PA announcer in franchise history and second-longest tenured in NBA history. Beginning in 1982 at the Great Western Forum and continuing to the present STAPLES Center, he has provided the vocal soundtrack to more than 1,600 games from his familiar seat at center court, including four NBA All-Star games, 14 NBA Finals series, and nine NBA Championships. His mild demeanor coupled with his smooth delivery are unique to the NBA, ranging from the dissonant tone sensed in his voice with lines such as “Too Many Steps” to the cool declaration of “The Laker Girls.”

Born in Chicago, Illinois, Tanter was a member of an Illinois state championship team while at Thornton High School. He later played at the University of Dubuque in Iowa.

Tanter’s role with the Lakers happened almost by chance. After developing a fandom for the team upon moving to Los Angeles in 1972, Tanter – a radio veteran by trade – began to envision a potential role as the voice that would bring the game to the fans in the stands. What started as a tiny thought eventually blossomed into the most notable role of his career when Jamaal Wilkes, a friend at the time, referred him to the team’s public

relations staff. Tanter, seeking any opportunity, sent in tape of his voiceover work, only to hear back one month later about an opening in the position that he has now held for almost four decades.

A jazz historian and enthusiast, Tanter is a veteran of more than 40 years of work at numerous radio stations throughout the Los Angeles area. He has interviewed over 500 recording artists, written liner notes for 20 albums, narrated several video games and done voice-overs for more than 6,000 commercials.

Retired from radio since 2011, he spends his free time gardening at his home or staying active in his community. For almost 20 years he has regularly visited senior living facilities to speak with senior citizens about jazz. On these trips, Tanter oftentimes brings books or albums to aid in his talks, adding that “it’s another avenue to keep their minds and souls active.” He is also involved with his local block club, where he aids elderly citizens in painting their fences, cutting their grass, or completing other work around their homes.

SIDELINE REPORTER



MIKE TRUDELL

Entering his 13th season with the Lakers and ninth as the team’s sideline reporter, Mike Trudell will maneuver around the court and locker room for Spectrum SportsNet alongside play-by-play voice Bill Macdonald and analyst Stu Lantz.

Trudell also serves as the team’s beat reporter for Lakers.com, as he has since the 2008-09 season as a full-time member of the team’s traveling staff. He added sideline TV duties for road games only during the 2010-11 campaign and has been the sideline reporter for all locally televised Lakers games since the inaugural Spectrum SportsNet season of 2012-13. He also fills in as a host at the network, and makes appearances as an analyst for studio shows, as well as for the occasional L.A. Sparks or L.A. Galaxy game on Spectrum.

Since 2017, Trudell has filled in to handle occasional play-by-play duties for the South Bay Lakers, alongside analyst A.C. Green. Trudell also worked as a sports talk radio host at ESPN L.A. 710 from 2013-19 alongside Lakers radio analyst Mychal Thompson (“Thompson and Trudell”). He has filled in for Thompson as the analyst on radio broadcasts and called two games in 2019-20 for radio play-by-play voice John Ireland.

Like the Lakers, Trudell came to Los Angeles from Minnesota, where he was the reporter for Timberwolves.com from 2006-08. He also worked for the NFL’s Minnesota Vikings and Baltimore Ravens, the Cologne Centurions of NFL Europe and was a play-by-play announcer for the University of Minnesota’s women’s soccer team, in addition to several high school sports teams. Trudell continues to do play-by-play for the G-League’s South Bay Lakers, and for NBATV at the Las Vegas Summer League.

Trudell is a 2004 graduate of Northwestern University’s Medill School of Journalism in Evanston, Illinois, outside of Chicago, with a double major in history. He played Big Ten varsity soccer and also honed his broadcast skills at the campus TV (NNN) and radio (WNUR) stations.

Raised in Lake Minnetonka, Minnesota, Trudell currently resides in Redondo Beach with his wife, Annie, identical twin boys Jett and Talan, son Riggs, and French Bulldog Lyla.



THE PLAYERS

- 26 Kostas Antetokounmpo
- 28 Devontae Cacok
- 30 Kentavious Caldwell-Pope
- 33 Alex Caruso
- 36 Quinn Cook
- 39 Anthony Davis
- 44 Jared Dudley
- 48 Marc Gasol
- 52 Montrezl Harrell
- 55 Talen Horton-Tucker
- 57 LeBron James
- 65 Kyle Kuzma
- 68 Wesley Matthews
- 72 Alfonzo McKinnie
- 74 Markieff Morris
- 77 Dennis Schröder
- 80 2020-21 Roster



KOSTAS ANTETOKOUNMPO

37

Height: 6'10
Weight: 200
Born: 11/20/97 (Athens, Greece)
High School: Dominican (Whitefish Bay, WI)
College: Dayton
Experience: 2 years pro

CAREER REGULAR SEASON STATISTICS

Year	Team	G	GS	MIN	FG	FGA	PCT	3FG	3FGA	PCT	FT	FTA	PCT	OFF	DEF	TOT	A	PF	DQ	STL	TO	BLK	PTS	AVG
18-19	DAL	2	0	11	0	3	.000	0	0	---	2	4	.500	0	1	1	0	0	0	2	1	0	2	1.0
19-20	LAL	5	0	20	3	3	1000	0	0	---	1	2	.500	2	1	3	2	2	0	0	1	0	7	1.4
TOTALS		7	0	31	3	6	.500	0	0	---	3	6	.500	2	2	4	2	2	0	2	2	0	9	1.3

NBA G LEAGUE CAREER STATISTICS

Year	Team	G	GS	MIN	FG	FGA	PCT	3FG	3FGA	PCT	FT	FTA	PCT	OFF	DEF	TOT	A	PF	DQ	STL	TO	BLK	PTS	AVG
18-19	TEX	40	25	1017	145	278	.522	10	41	.244	122	178	.685	76	171	247	31	142	2	41	75	53	422	10.6
19-20	SBL	38	37	966	202	324	.623	6	39	.154	76	129	.589	80	216	296	60	121	1	34	105	51	537	14.1
TOTALS		78	62	1983	347	602	.576	16	80	.200	198	307	.645	156	387	543	91	263	3	75	180	104	959	12.3

CAREER HIGHS

REGULAR SEASON SINGLE-GAME HIGHS

Points 7, 8/13/20, Los Angeles vs. Sacramento
 Minutes 11, 8/13/20, L.A. vs. Sacramento
 Field Goals 3, 8/13/20, Los Angeles vs. Sacramento
 Field Goal Attempts 3, 8/13/20, Los Angeles vs. Sacramento
 Three-Point Field Goals N/A
 Three-Point Attempts N/A
 Free Throws 1, 8/13/20, L.A. vs. Sacramento (3 times)
 Free Throw Attempts 2, 8/13/20, L.A. vs. Sacramento (3 times)
 Offensive Rebounds 2, 8/13/20, Los Angeles vs. Sacramento
 Defensive Rebounds 1, 10/27/19, L.A. vs. Charlotte (twice)
 Rebounds 2, 8/13/20, Los Angeles vs. Sacramento
 Assists 1, 8/13/20, L.A. vs. Sacramento (twice)
 Steals 2, 3/20/19, Dallas at Portland
 Blocks N/A

NBA G LEAGUE SINGLE-GAME HIGHS

Points 21, 12/10/18, Texas at Memphis
 Minutes 38, 12/10/18, Texas at Memphis
 Field Goals 6, 3/15/19, Texas vs. Agua Caliente (7 times)
 Field Goal Attempts 13, 11/3/18, Texas at Austin
 Three-Point Field Goals 3, 3/15/19, Texas vs. Agua Caliente
 Three-Point Attempts 4, 3/15/19, Texas vs. Agua Caliente
 Free Throws 9, 12/10/18, Texas at Memphis
 Free Throw Attempts 13, 12/10/18, Texas at Memphis
 Offensive Rebounds 5, 3/12/19, Texas vs. OKC (twice)
 Defensive Rebounds 11, 2/1/19, Texas vs. Sioux Falls (twice)
 Rebounds 13, 12/8/18, Texas at Sioux Falls
 Assists 3, 2/2/19, Texas vs. South Bay (3 times)
 Steals 4, 11/6/18, Texas at Salt Lake City
 Blocks 6, 11/24/18, Texas vs. Maine

AT A GLANCE

- Won 2020 NBA Championship with the Lakers after appearing in five games last season
- Has appeared in seven career games with the Lakers and Mavericks
- Averaged 14.1 points (.623 FG%), 7.8 rebounds, 1.6 assists and 1.3 blocks in 38 games (37 starts) with the South Bay Lakers in 2019-20
- Drafted by the Philadelphia 76ers with the 60th overall pick in the 2018 NBA Draft

HOW ACQUIRED: Re-signed by the Lakers to a two-way contract on November 26, 2020

2019-20: (Los Angeles Lakers): NBA Champion ... Appeared in five games, averaging 1.4 points in 4.0 minutes ... Tallied NBA career highs in minutes (11), points (7), field goals (3) and rebounds (2) in Lakers season regular season finale 8/13 vs. SAC ... Made Lakers debut 10/25 vs. UTA ... DNP-CD six times (10/22, 12/15-12/19, 1/11, 8/6) ... Inactive-CD nine times (11/10, 12/8, 3/6-3/8, 7/30-8/3, 8/8-8/10) ... Playoffs: Inactive 21 times ... NBA G League (South Bay Lakers): Appeared in 38 games (37 starts) for the South Bay Lakers, averaging 14.1 points (.623 FG%), 7.8 rebounds, 1.6 assists and 1.3 blocks in 25.4 minutes per game ... Had 10 double-doubles

CAREER: One-time NBA Champion (2020) ... Has appeared in seven games for the Mavericks and Lakers ... Owns career averages of 1.3 points in 4.4 minutes ... NBA G League: Appeared in 78 games (62 starts) for the Texas Legends and South Bay Lakers, averaging 12.3 points, 7.0 rebounds, 1.2 assists, 1.3 blocks and 1.0 steal in 25.4 minutes ... Shot 57.6 percent (347-602) from the field ... Scored in double figures 54 times, including nine games with 20+ points ... Tallied 14 double-doubles ... Career Transactions: Drafted by the Philadelphia 76ers with the 60th overall pick in the 2018 NBA Draft ... Acquired by the Dallas Mavericks along with Ray Spalding from the 76ers in exchange for Shake Milton on June 21, 2018 ... Signed a two-way contract with the Mavericks on July 13, 2018 ... Waived by the Mavericks on July 19, 2019 ... Claimed by the Los Angeles Lakers off waivers on July 22, 2019 ... Re-signed a two-way contract with the Lakers on Nov. 26, 2020

2018-19: (Dallas Mavericks): Appeared in two games, averaging 1.0 point and 1.0 steal in 5.5 minutes ... Made NBA debut on 3/20 at POR and had one point (1-2 FT), one rebound and two steals in six minutes ... DNP-CD eight times ... Missed one game due to left knee soreness (4/7) ... Inactive 71 times ... NBA G League (Texas Legends): Appeared in 40 games (25 starts), averaging 10.6 points, 6.2 rebounds, 1.3 blocks and 1.0 steal in 25.4 minutes ... Totaled four double-doubles ... Scored in double figures 21 times, including one 20-point game ... Tallied double-digit rebounds six times ... Blocked multiple shots in 14 games ... Scored a career-high 21 points with 10 rebounds, one assist, two steals and one block on 12/10 at Memphis ... Had a career-high 13 rebounds with nine points on 12/8 at Sioux Falls ... Blocked a career-high six shots with six points, three rebounds, one assist and two steals on 11/24 vs. Maine ... Scored 13 points with five rebounds in career debut on 11/3 at Austin

COLLEGE: 2017-18 (Dayton): Appeared in 29 games (six starts), averaging 5.2 points, 2.9 rebounds and 1.1 blocks in 15.1 minutes ... Shot 57.4 percent (58-101) from the field ... Ranked 10th in the Atlantic 10 in blocks per game (1.1) ... Scored in double figures in five games ... Tallied two double-doubles ... Blocked multiple shots in 11 games ... Scored a career-high 14 points on 3/3 vs. George Washington ... Had a career-high four blocks with 10 points and 10 rebounds on 11/16 vs. Hofstra ... 2016-17 (Dayton): Redshirted for the Flyers

PERSONAL: Full name is Kostas Nduhuisi Antetokounmpo ... Name is pronounced "COAST-us ah-deh-toh-KOON-boh" ... Born in Athens, Greece ... Son of Nigerian immigrants, Charles and Veronica Antetokounmpo ... His father was a soccer player and his mother was a high jumper ... Has three older brothers, Francis, Giannis and Thanasis, and one younger brother, Alexis ... Francis plays professional soccer, Giannis is an NBA All-Star for the Milwaukee Bucks and the league's reigning Most Valuable Player, Thanasis plays for the Bucks and Alexis plays HS basketball in the U.S. ... Attended Dominican High School in Whitefish Bay, Wis., where he was First Team Division 4 All-State and a top-100 recruit as a senior ... Averaged 12.9 points, 7.1 rebounds and 2.4 blocks while helping Dominican to a 27-1 record and its fifth straight state title ... Played for the youth teams of the Greek club Filathlitikos AO while growing up in Greece ... Played his AAU ball for Playground Elite



DEVONTAE CACOK

Height: 6'7
Weight: 240
Born: 10/8/96 (Chicago, IL)
High School: Alpharetta (Alpharetta, GA)
College: UNC Wilmington
Experience: 1 year pro

12

CAREER REGULAR SEASON STATISTICS

Year	Team	G	GS	MIN	FG	FGA	PCT	3FG	3FGA	PCT	FT	FTA	PCT	OFF	DEF	TOT	A	PF	DQ	STL	TO	BLK	PTS	AVG
19-20	LAL	1	0	9	3	6	.500	0	0	---	0	0	---	2	3	5	1	0	0	0	0	0	6	6.0
TOTALS		1	0	9	3	6	.500	0	0	---	0	0	---	2	3	5	1	0	0	0	0	0	6	6.0

NBA G LEAGUE CAREER STATISTICS

Year	Team	G	GS	MIN	FG	FGA	PCT	3FG	3FGA	PCT	FT	FTA	PCT	OFF	DEF	TOT	A	PF	DQ	STL	TO	BLK	PTS	AVG
19-20	SBL	33	2	788	269	408	.659	0	1	.000	62	107	.579	140	253	393	25	106	1	35	67	12	640	19.4
TOTALS		33	2	788	269	408	.659	0	1	.000	62	107	.579	140	253	393	25	106	1	35	67	12	640	19.4

CAREER HIGHS

REGULAR SEASON SINGLE-GAME HIGHS

Points 6, 8/13/20, Los Angeles vs. Sacramento
 Minutes 9, 8/13/20, Los Angeles vs. Sacramento
 Field Goals 3, 8/13/20, Los Angeles vs. Sacramento
 Field Goal Attempts 6, 8/13/20, Los Angeles vs. Sacramento
 Three-Point Field Goals N/A
 Three-Point Attempts N/A
 Free Throws N/A
 Free Throw Attempts N/A
 Offensive Rebounds 2, 8/13/20, Los Angeles vs. Sacramento
 Defensive Rebounds 3, 8/13/20, Los Angeles vs. Sacramento
 Rebounds 5, 8/13/20, Los Angeles vs. Sacramento
 Assists 1, 8/13/20, Los Angeles vs. Sacramento
 Steals N/A
 Blocks N/A

NBA G LEAGUE SINGLE-GAME HIGHS

Points 32, 12/21/19, South Bay at Texas
 Minutes 35, 12/15/19, South Bay vs. Stockton
 Field Goals 16, 12/21/19, South Bay at Texas
 Field Goal Attempts 24, 12/21/19, South Bay at Texas
 Three-Point Field Goals N/A
 Three-Point Attempts 1, 3/11/20, South Bay vs. Austin
 Free Throws 7, 3/7/20, South Bay at Stockton (twice)
 Free Throw Attempts 12, 3/7/20, South Bay at Stockton
 Offensive Rebounds 10, 12/28/19, SBL at Northern Arizona
 Defensive Rebounds 12, 2/26/20, SBL vs. Santa Cruz (twice)
 Rebounds 19, 12/28/19, SBL at Northern Arizona
 Assists 3, 12/21/19, South Bay at Texas
 Steals 3, 3/7/20, South Bay at Stockton (twice)
 Blocks 2, 12/5/19, SBL at Salt Lake (3 times)

AT A GLANCE

- Won 2020 NBA Championship with the Lakers after appearing in one game last season
- Averaged 19.4 points (.659 FG%), 11.9 rebounds and 1.1 steals in 33 games (two starts) with the South Bay Lakers in 2019-20
- Earned NBA G League First Team and NBA G League All-Rookie First Team honors in rookie season
- Entered the league as an undrafted free agent in 2019

HOW ACQUIRED: Signed by the Lakers as a free agent on July 9, 2019

2019-20: NBA Champion ... Made NBA debut and lone regular season appearance on 8/13 vs. Sacramento, tallying six points, five rebounds and one assist in nine minutes ... DNP-CD twice (12/17, 8/6) ... Inactive-CD seven times (12/19, 7/30-8/5, 8/8-8/10) ... Playoffs: Inactive 21 times ... NBA G League (South Bay Lakers): NBA G League First Team selection ... Also named to NBA G League All-Rookie First Team ... Appeared in 33 games (two starts), averaging 19.4 points, 11.9 rebounds and 1.1 steals in 23.9 minutes per game ... Shot 65.9 percent from the field during the season, ranking 10th overall in the league ... Tallied 27 double-doubles this season

COLLEGE: Appeared in 129 games (97 starts), averaging 12.3 points and 9.8 rebounds in 23.8 minutes ... Shot 63.9 percent from the field (651-1018) for his career ... Scored in double-figures in 83 games, including 20 games with 20+ points and two 30-point games ... Tallied 59 point-rebound double-doubles ... 2018-19 (UNCW): All-CAA First Team selection ... CAA All-Defensive team selection ... Appeared in 33 games (31 starts), averaging 15.2 points and 12.3 rebounds in 28.8 minutes ... Shot 59.0 percent from the field (203-344) ... Ranked first in the CAA in field goal percentage (.590), first in rebounds (405) and first in rebounds per game (12.3) ... Ranked second in the NCAA in rebounds per game ... Scored in double figures in 28 games, including seven games with 20+ points ... Scored a season-high 27 points with 19 rebounds on 12/29 vs. College of Charleston ... Had double-digit rebounds in 24 games, including nine games with 16+ and a career-high 26 rebounds once ... Tallied 24 double-doubles ... 2017-18 (UNCW): All-CAA First Team selection ... CAA All-Defensive team selection ... Appeared in 32 games (29 starts), averaging 17.7 points, 13.5 rebounds and 1.0 steal in 29.4 minutes ... Shot 58.5 percent from the field (221-378) ... Ranked first in the CAA in field goal percentage (.585), first in rebounds (431) and first in rebounds per game ... Ranked first in the NCAA in rebounds per game ... Scored in double figures in 30 games, including 10 games with 20+ and one 30-point game ... Scored a career-high 35 points with 12 rebounds on 11/30 at East Carolina ... Had double-digit rebounds in 23 games, including 15 games with 15+ and three games with 20+ ... Tallied 22 double-doubles ... 2016-17 (UNCW): CAA Defensive Player of the Year ... All-CAA Third Team selection ... CAA All-Defensive team selection ... Appeared in 35 games (33 starts), averaging 12.3 points, 9.8 rebounds, 1.1 steals and 1.3 blocks in 25.9 minutes ... Shot an NCAA single-season record 80.0 percent from the field (184-230) ... Ranked first in the CAA in field goal percentage (.800), first in rebounds (343) and second in rebounds per game (9.8) ... Scored in double figures in 22 games, including three games with 20+ points and one 30-point game ... Scored a season-high 34 points with 19 rebounds on 12/3 vs. Pfeiffer ... Had double-digit rebounds in 16 games, including six games with 15+ and one 20-rebound game ... Tallied 13 double-doubles ... 2015-16 (UNCW): Appeared in 29 games (four starts), averaging 3.3 points and 2.9 rebounds in 9.1 minutes ... Scored in double figures in three games ... Scored a season-high 13 points with seven rebounds on 11/28 at ETSU

PERSONAL: Son of Harry and Rose-Lewis Cacok ... Averaged 22 points and 12 rebounds as a senior at Alpharetta High School ... Was named the team MVP and led the team to the 2013-14 regional title



KENTAVIOUS CALDWELL-POPE

Height: 6'5

Weight: 205

Born: 2/18/93 (Thomaston, GA)

High School: Greenville (Greenville, GA)

College: Georgia

Experience: 7 years pro

1

CAREER REGULAR SEASON STATISTICS

Year	Team	G	GS	MIN	FG	FGA	PCT	3FG	3FGA	PCT	FT	FTA	PCT	OFF	DEF	TOT	A	PF	DQ	STL	TO	BLK	PTS	AVG
13-14	DET	80	41	1583	182	460	.396	59	185	.319	47	61	.770	38	118	156	55	145	0	75	28	12	470	5.9
14-15	DET	82	82	2587	390	972	.401	153	444	.345	110	158	.696	46	209	255	109	161	1	93	94	18	1043	12.7
15-16	DET	76	76	2789	403	960	.420	114	369	.309	185	228	.811	70	212	282	138	167	0	110	105	17	1105	14.5
16-17	DET	76	75	2529	370	928	.399	153	437	.350	154	185	.832	55	193	248	193	118	0	89	86	12	1047	13.8
17-18	LAL	74	74	2458	340	798	.426	159	415	.383	153	194	.789	60	327	387	162	145	0	106	97	16	992	13.4
18-19	LAL	82	23	2035	325	756	.430	151	435	.347	137	158	.867	48	190	238	110	137	0	73	65	13	938	11.4
19-20	LAL	69	26	1762	237	507	.467	92	239	.385	79	102	.775	38	104	142	111	128	0	57	62	14	645	9.3
TOTALS		539	397	15742	2247	5381	.418	881	2524	.349	865	1086	.797	355	1353	1708	878	1001	1	604	537	102	6240	11.6

CAREER POSTSEASON STATISTICS

Year	Team	G	GS	MIN	FG	FGA	PCT	3FG	3FGA	PCT	FT	FTA	PCT	OFF	DEF	TOT	A	PF	DQ	STL	TO	BLK	PTS	AVG
15-16	DET	4	4	161	22	50	.440	12	27	.444	5	7	.714	2	15	17	11	7	0	7	2	1	61	15.3
19-20	LAL	21	21	608	79	189	.418	45	119	.378	22	27	.815	8	36	44	28	40	0	21	15	4	225	10.7
TOTALS		25	25	769	101	239	.423	57	146	.390	27	34	.794	10	51	61	39	47	0	28	17	5	286	11.4

CAREER HIGHS

REGULAR SEASON SINGLE-GAME HIGHS

Points	38, 2/1/17, Detroit vs. New Orleans
Minutes	49, 12/18/15, Detroit at Chicago
Field Goals	13, 4/7/19, Los Angeles vs. Utah
Field Goal Attempts	31, 4/9/19, Los Angeles vs. Portland
Three-Point Field Goals	8, 3/19/19, L.A. at Milwaukee (4 times)
Three-Point Attempts	16, 1/9/15, Detroit vs. Atlanta
Free Throws	8, 1/15/19, L.A. vs. Chicago (5 times)
Free Throw Attempts	10, 1/15/19, L.A. vs. Chicago (4 times)
Offensive Rebounds	4, 10/30/16, Detroit vs. Milwaukee (5 times)
Defensive Rebounds	12, 2/26/18, Los Angeles at Atlanta
Rebounds	14, 2/26/18, Los Angeles at Atlanta
Assists	10, 11/25/16, Detroit vs. LA Clippers
Steals	5, 11/25/18, L.A. vs. Orlando (twice)
Blocks	3, 1/31/15, Detroit vs. Houston

POSTSEASON SINGLE-GAME HIGHS

Points	21, 4/17/16, Detroit at Cleveland
Minutes	43, 4/24/16, Detroit vs. Cleveland (twice)
Field Goals	7, 4/22/16, Detroit vs. Cleveland (twice)
Field Goal Attempts	15, 10/9/20, Los Angeles vs. Miami
Three-Point Field Goals	4, 8/29/20, L.A. vs. Portland (3 times)
Three-Point Attempts	11, 10/2/20, Los Angeles vs. Miami
Free Throws	5, 9/30/20, Los Angeles vs. Miami
Free Throw Attempts	5, 9/30/20, Los Angeles vs. Miami
Offensive Rebounds	2, 4/24/16, Detroit vs. Cleveland
Defensive Rebounds	8, 4/20/16, Detroit at Cleveland
Rebounds	8, 4/20/16, Detroit at Cleveland
Assists	5, 10/6/20, L.A. at Miami (3 times)
Steals	4, 4/22/16, Detroit vs. Cleveland
Blocks	1, 9/30/20, L.A. vs. Miami (5 times)

AT A GLANCE

- Won 2020 NBA Championship with the Lakers after appearing in 69 games (26 starts) last season
- Has appeared in 539 career games (397 starts) for Los Angeles and Detroit, averaging 11.6 points, 3.2 rebounds and 1.6 assists per game
- One of 29 players in NBA history to convert at least 880 three-pointers in their first seven professional seasons
- Selected by the Detroit Pistons with the eighth overall selection in the 2013 NBA Draft

HOW ACQUIRED: Re-signed with the Lakers on July 6, 2019

2019-20: (Los Angeles Lakers): NBA Champion ... Appeared in 69 games (26 starts), averaging 9.2 points, 2.1 rebounds and 1.6 assists in 25.5 minutes per game ... Scored in double figures 34 times, including one 20+ game ... Had season-best 20 points 1/18 at HOU ... Moved into the franchise's top-10 in three-pointers 1/11 ... Scored a then-season-high 16 points, including 12 fourth-quarter points, in narrow win 11/15 vs. SAC ... Made first start of season 11/5 at CHI, scoring eight points ... Totaled three rebounds and three assists in season-opener 10/22 at LAC ... Missed two games due to a right foot contusion (8/10-8/13), his first games missed since January 2018 ... Playoffs: Appeared in 21 games (all starts), averaging 10.7 points, 2.1 rebounds, 1.3 assists and 1.0 steal in 29.0 minutes ... Shot 37.8 percent (45-119) from beyond the arc ... Scored in double figures 15 times ... Had postseason-high 17 points, two rebounds and one steal in 33 minutes of title-clinching win 10/11 at MIA ... In that game, tallied career highs for points scored in a postseason half (15, first) and postseason quarter (11, second) ... Logged three steals in Lakers playoff debut 8/18 vs. POR

CAREER: NBA Champion (2020) ... Has appeared in 539 NBA games (397 starts) for the Lakers and Pistons ... Owns career averages of 11.6 points, 3.2 rebounds, 1.6 assists and 1.1 steals in 29.2 minutes ... Has scored 10+ points in 309 games, 20+ points in 77 games and 30+ points in eight games ... Owns six career double-doubles ... One of 29 players in NBA history to convert at least 880 three-pointers in their first seven professional seasons ... Has missed just 24 games through his first seven professional seasons ... Member of the 2016 USA Men's Select Team ... Participated in the BBVA Compass Rising Stars Challenge at NBA All-Star 2015, recording eight points, two assists and two steals in 20 minutes for the U.S. team ... Playoffs: Has appeared in 25 playoff games (all starts) for the Lakers and Pistons, averaging 11.4 points, 2.4 rebounds, 1.6 assists and 1.1 steals in 30.8 minutes ... Has scored 10+ points in 18 games, including one 20-point contest ... Career Transactions: Selected by the Detroit Pistons with the eighth overall selection in the 2013 NBA Draft ... Signed with the Lakers as a free agent on July 13, 2017 ... Re-signed with the Lakers on July 6, 2018 ... Re-signed with the Lakers on July 6, 2019 ... Re-signed with the Lakers on November 22, 2020

2018-19: (Los Angeles Lakers): Was the only player on the Lakers roster this season to appear in all 82 games (23 starts), averaging 11.4 points, 2.9 rebounds and 1.3 assists in 24.8 minutes ... Scored in double figures 42 times, including 12 20+ performances and three 30+ contests ... Led the team in scoring nine times, assists once, steals 19 times, blocks three times and minutes four times ... Connected on at least five 3FG in nine games this season ... Finished the season strong, averaging 23.8 points, 4.8 rebounds, 5.0 assists and 1.2 steals over the team's final five games ... Finished with 32 points in third consecutive game, also adding a season-best eight assists and five rebounds in final game of season 4/9 vs. POR, good for his third 30+ outing of the year and the eighth of his career ... Had 32 points 4/7 vs. UTA, including 23 points in the second half to tie his single-half career high ... Scored team-high 29 points (6-12 3FG) with five rebounds 3/26 vs. WAS ... In return to starting lineup 3/24 vs. SAC, had 16 points, a season-high eight rebounds and four assists in 33 minutes ... Had a season-high 35 points (12-20 FG, 8-14 3FG) off the bench 3/19 at MIL, his highest scoring outing as a Laker and the team's top total for a reserve this season ... He became the sixth player in the NBA to score 35+ off the bench in 2018-19, the highest total by a Lakers player since 2016 (35, L. Williams, 12/9/2016 vs. PHX) ... Scored 24 points (4-8 3FG, 6-6 FT) with six rebounds and two steals off the bench 3/12 at CHI ... Finished with a then-season-high 26 points, three rebounds and two steals in 28 minutes 12/30 vs. SAC ... Recorded then-season-highs in points (25) and assists (five) 12/16 at WAS, his first 20-point game of the year ... Scored 13 points, including a career-high-tying eight free throws 11/30 vs. DAL ... In that game, his season-best streak of consecutive free throws made ended at 26 ... Registered a season-high and career-high-tying five steals 11/25 vs. ORL ... Scored a then-season-high 14 points with two rebounds, one steal and one assist in a team-high 33 minutes 10/24 at PHX, his first game off the bench in 2018-19 ... Totaled five points and two rebounds in season-opener 10/18 at POR

2017-18: (Los Angeles Lakers): Appeared in 74 games (all starts), averaging 13.4 points, 5.2 rebounds, 2.2 assists and 1.4 steals in 33.2 minutes ... On the season, recorded career bests in field goal percentage (.426), three-point percentage (.383) and rebound average (5.2) ... Scored in double figures in 55 games, including 13 20+ point performances and one game with 30+ ... Led the team in scoring eight times, rebounds nine times, assists twice, steals 28 times and blocks six times ... Shot a career-best 42.6 percent from the field on the season ... Pulled down a career-high 14 rebounds along with 10 points on 2/26 at Atlanta ... Scored season-high 34 points (12-20 FG, 8-14 3FG) with seven rebounds on 2/24 at Sacramento ... Finished with a season-high eight assists, along with eight rebounds and five points on 2/14 at NOP ... Swiped a career-high five steals, along with 10 points and four rebounds on 1/11 vs. SAS ... Scored 20+ points in fourth straight game 11/29 vs. GSW (21 points), the longest 20+ scoring streak of his career ... Recorded 13 points, six rebounds, two assists and one steal on 10/31 vs. DET, his first meeting against his former team ... Registered 20 points (7-11 FG), two rebounds, one assist, two steals and one block in his Lakers debut on 10/22 vs. NOP ... Missed two games due to NBA suspension (10/19-10/20), four games due to personal reasons (12/14, 12/20, 12/31-1/1) and two games due to right Achilles tendon strain (1/19-1/21)

2016-17: (Detroit Pistons): Appeared in 76 games (75 starts), averaging 13.8 points, 3.3 rebounds, 2.5 assists and 1.2 steals in 33.3 minutes ... Scored 10+ points 49 times, including 20 games of 20+ points and two games of 30+ points ... Posted one double-double ... Led the team in scoring 17 times, rebounding twice and assists eight times ... Recorded his 400th career 3FG on 1/1 at MIA and 400th career assist on 12/28 vs. MIL ... Became just the fourth player in Pistons franchise history to connect on 100+ 3FG in three straight seasons, knocking down 153 this year ... Finished the year ranked seventh on Detroit's all-time 3FG list (479) ... Recorded a single-season career-best 194 assists ... Scored a career-best 38 points on 2/1 vs. New Orleans, going along with highs in 3FG (8) and steals (4) ... Also notched the Pistons individual marks for single-game points (38) and points in a quarter (17) ... Dished out a career-high 10 assists on 11/25 vs. LAC, going along with 16 points for his only double-double of the year ... Missed five games due to injury: one with a right knee contusion (12/11) and four with a left rotator cuff strain (1/13-1/22)

KENTAVIOUS CALDWELL-POPE

2015-16: (Detroit Pistons): Appeared in 76 games (all starts), averaging 14.5 points, 3.7 rebounds, 1.8 assists and 1.5 steals in 36.7 minutes ... Ranked fourth in the NBA in minutes per game (36.7) and 28th in steals per game (1.5 spg) ... Led the team in scoring 17 times and in assists four times ... Scored 10+ points 59 times, 20+ points 16 times and 30+ points once ... Grabbed 10+ rebounds once and recorded one double-double ... Scored a then-career-high 31 points (10-16 FG, 3-4 3FG, 8-8 FT) on 12/16 vs. BOS ... Tied a career-high 10 rebounds (career-high 10 defensive) on 1/2 at IND ... Tied a career-high four steals four times ... Recorded a season-high two blocks twice, both coming against ATL ... Played a career-high 49 minutes on 12/18 at CHI ... Led the team in total minutes for the second consecutive season ... His 2,789 minutes were the most by a Piston since Tayshaun Prince's 3,057 minutes in 2008-09 ... Scored his 2,000th career point on 1/4 vs. ORL and played in his 200th career game on 1/12 vs. SAS ... Recorded his 200th career steal on 12/6 vs. LAL ... Made 100+ 3FG (114) for the second consecutive season and connected on three or more 3-pointers 12 times ... Recorded career highs in FTM (185) and FTA (228) and shot a career-high 81.1 percent from the charity stripe ... Had career highs in free throws made (7) and attempted (10) on 11/29 at BRK ... Missed six games due to injury: four with a core muscle strain (2/4-2/10), one due to illness (3/23) and one for rest (4/13) ... Playoffs: (Detroit Pistons): Appeared in four games (all starts), averaging 15.3 points, 4.3 rebounds, 2.8 assists and 1.8 steals in 40.3 minutes ... Scored in double figures three times, including one 20-point game

2014-15: (Detroit Pistons): Appeared in career-high 82 games (all starts), averaging 12.7 points, 3.1 rebounds, 1.3 assists and 1.1 steals in 31.5 minutes ... Scored 10+ points 55 times and 20+ points four times ... Led the team in scoring 10 times and in assists once ... Scored season-high 28 points on 1/31 vs. HOU and grabbed season-high eight rebounds twice ... Dished out career-high five assists on 12/7 vs. OKC and tied career-high four steals three times ... Recorded career-high three blocks on 1/31 vs. HOU and tied a career-high 44 minutes on 3/22 at BOS ... Was one of only 11 players in the NBA to start all 82 games ... Recorded his first 1,000-point season and recorded career-high totals in points (1,043), field goals (390), 3FG (153), rebounds (255), assists (109), steals (93), blocks (18) and minutes (2,587) ... Led the team in total minutes and minutes per game (31.5) ... Led the team in 3FG made (153) and attempted (444) ... Made career-high six 3-pointers twice ... Improved his scoring from the previous season by 6.8 points which ranked second in the NBA (Jimmy Butler - 6.9 points) among players who played 50+ games in both seasons

2013-14: (Detroit Pistons): Appeared in 80 games (41 starts), averaging 5.9 points and 2.0 rebounds in 19.8 minutes per game ... Scored 10+ points 15 times, 20+ points once and 30+ points once ... Led the team in scoring once and in rebounding once ... In 41 games as a starter, averaged 7.9 points (.410 FG, .344 3FG, .722 FT), 2.5 rebounds, 0.9 assists, 1.2 steals and 26.5 minutes compared to 3.8 points, 1.3 rebounds, 0.4 assists and 12.7 minutes in 39 games as a reserve ... Among NBA rookie leaders, ranked 13th in scoring (5.9 ppg), 15th in rebounds (2.0 rpg) and 3rd in steals (0.9 spg) ... Scored a then-career-high 30 points (11-19 FG, 5-7 3FG) on 4/16 at OKC ... Grabbed career-high 10 rebounds on 3/19 at DEN ... Dished out career-high four assists on 1/22 at MIL ... Blocked career-high two shots on 3/29 at PHI and recorded career-high four steals three times ... Played career-high 44 minutes twice ... DNP-CD twice

COLLEGE: 2012-13 (Georgia): Was an early entry candidate for the 2013 NBA Draft ... Named 2012-13 SEC Player of the Year by both the coaches and the media ... All-SEC First Team selection ... As a sophomore, ranked second in the SEC in scoring with 18.5 points per game ... Was one of only nine players in all of NCAA Division I to score in double figures in each of his team's games ... Finished third in the SEC in three-point percentage (37.3) and second in three-pointers per game (2.6) ... Also led the team in rebounds (7.1 rpg), steals (2.0 spg) and minutes (33.9 mpg) ... Recorded seven double-doubles on the season ... In his final collegiate game, scored a career-high 32 points (25 in second half), against LSU 3/14 in the SEC tournament ... 2011-12 (Georgia): As a freshman, averaged 13.2 points, 5.2 rebounds, 1.2 assists and 1.8 steals in 32.1 minutes per game ... Named to the Coaches' Freshman All-SEC Team ... Earned SEC Freshman of the Week honors once (12/19/11) ... Scored a season-high 25 points vs. Ole Miss 1/21 ... His 25 points marked the most by a UGA freshman in almost 13 years

PERSONAL: Full name is Kentavious Tannell Caldwell-Pope ... He and his wife, McKenzie Caldwell-Pope, have two sons, KJ and Kenzo ... Son of Rhonda Caldwell and Lawrence Pope ... His favorite TV shows are Criminal Minds and Power ... Lists golf as his hidden talent ... Includes making it to the NBA as his biggest accomplishment to date ... Enjoys watching YouTube videos and playing video games ... Lists his parents as his role models ... Enjoys visiting patients in hospitals and working youth basketball clinics ... As a high school senior, participated in the McDonald's All-American Game as well as the Jordan Brand Classic



ALEX CARUSO

Height: 6'5

Weight: 186

Born: 2/28/94 (College Station, TX)

High School: A&M Consolidated (College Station, TX)

College: Texas A&M

Experience: 3 years pro

4

CAREER REGULAR SEASON STATISTICS

Year	Team	G	GS	MIN	FG	FGA	PCT	3FG	3FGA	PCT	FT	FTA	PCT	OFF	DEF	TOT	A	PF	DO	STL	TO	BLK	PTS	AVG
17-18	LAL	37	7	562	50	116	.431	13	43	.302	21	30	.700	15	50	65	75	52	0	23	42	10	134	3.6
18-19	LAL	25	4	531	77	173	.445	24	50	.480	51	64	.797	20	47	67	77	54	0	24	42	9	229	9.2
19-20	LAL	64	2	1175	120	291	.412	40	120	.333	69	94	.734	17	106	123	124	98	1	70	53	18	349	5.5
TOTALS		126	13	2268	247	580	.426	77	213	.362	141	188	.750	52	203	255	276	204	1	117	137	37	712	5.7

CAREER POSTSEASON STATISTICS

Year	Team	G	GS	MIN	FG	FGA	PCT	3FG	3FGA	PCT	FT	FTA	PCT	OFF	DEF	TOT	A	PF	DO	STL	TO	BLK	PTS	AVG
19-20	LAL	21	1	510	48	113	.425	17	61	.279	24	30	.800	15	33	48	59	55	0	23	31	12	137	6.5
TOTALS		21	1	510	48	113	.425	17	61	.279	24	30	.800	15	33	48	59	55	0	23	31	12	137	6.5

CAREER HIGHS

REGULAR SEASON SINGLE-GAME HIGHS

Points 32, 4/5/19, Los Angeles at LA Clippers
 Minutes 43, 4/7/19, Los Angeles at Miami
 Field Goals 10, 4/5/19, Los Angeles at LA Clippers
 Field Goal Attempts 20, 4/7/19, Los Angeles vs. Utah
 Three-Point Field Goals 5, 4/5/19, Los Angeles at LA Clippers
 Three-Point Attempts 7, 11/15/19, L.A. vs. Sacramento (twice)
 Free Throws 8, 12/22/19, Los Angeles vs. Denver
 Free Throw Attempts 8, 12/22/19, L.A. vs. Denver (twice)
 Offensive Rebounds 3, 3/19/19, L.A. at Milwaukee (twice)
 Defensive Rebounds 8, 4/5/19, Los Angeles at LA Clippers
 Rebounds 10, 4/5/19, Los Angeles at LA Clippers
 Assists 13, 4/9/19, Los Angeles vs. Portland
 Steals 6, 1/25/20, Los Angeles at Philadelphia
 Blocks 3, 3/17/19, Los Angeles at New York

POSTSEASON SINGLE-GAME HIGHS

Points 16, 9/10/20, Los Angeles at Houston
 Minutes 33, 10/11/20, Los Angeles at Miami
 Field Goals 5, 9/26/20, L.A. vs. Denver (twice)
 Field Goal Attempts 9, 9/10/20, Los Angeles at Houston
 Three-Point Field Goals 2, 10/2/20, L.A. vs. Miami (three times)
 Three-Point Attempts 5, 9/10/20, L.A. at Houston (twice)
 Free Throws 5, 10/4/20, Los Angeles at Miami
 Free Throw Attempts 6, 10/4/20, Los Angeles at Miami
 Offensive Rebounds 3, 8/20/20, Los Angeles vs. Portland
 Defensive Rebounds 3, 10/9/20, L.A. vs. Miami (six times)
 Rebounds 5, 8/20/20, Los Angeles vs. Portland
 Assists 7, 8/22/20, Los Angeles at Portland
 Steals 4, 8/29/20, Los Angeles vs. Portland
 Blocks 2, 9/12/20, Los Angeles vs. Houston

AT A GLANCE

- Won 2020 NBA Championship with the Lakers after appearing in 64 games (two starts) last season
- Has appeared in 126 games (13 starts) for Los Angeles, averaging 5.7 points, 2.0 rebounds and 2.2 assists in 18.0 minutes per game
- Joined the Lakers as the first two-way player in franchise history in July 2017
- Entered the G League as an undrafted free agent in 2016

ALEX CARUSO

HOW ACQUIRED: Re-signed with the Lakers on July 7, 2019

2019-20: NBA Champion ... Appeared in 64 games (two starts), averaging 5.5 points, 1.9 rebounds, 1.9 assists and 1.1 steal in 18.4 minutes per game ... Scored in double figures 12 times ... In first start of season, totaled nine points with two rebounds and one steal 2/29 at MEM ... Logged eight points (3-5 FG), three rebounds, eight assists, two steals and one block in 17 minutes 2/25 vs. NOP, becoming the first Lakers player to have 8+ assists in less than 20 minutes since Ronnie Price in 2014 (11/9/14 vs. CHA) ... Had career-high six steals in 20 minutes 1/25 at PHI, becoming the first NBA player since Pablo Prigioni (1/13/2016) to have that steal total in 20 minutes or less ... Finished with 10 points, a season-high six assists and a game-high plus-25 rating 1/13 vs. CLE ... Tallied season-high 16 points (2-3 3FG) with four rebounds and four assists 12/8 vs. MIN ... Made first appearance of the season 10/25 vs. UTA, finishing with two points and one steal ... DNP-CD once (10/22) ... Missed one game due to right calf strain (11/23), one game due to right calf tightness (1/3), two games due to right hamstring soreness (3/1-3/3), one game due to left neck muscle spasms (8/6) and one game due to right neck muscle spasms (8/13) ... Playoffs: Appeared in 21 games (one start), averaging 6.5 points, 2.3 rebounds, 2.8 assists and 1.1 steals in 24.3 minutes ... Scored in double figures four times ... Made first start of postseason career in title-clinching win 10/11 at MIA, tallying four points, three rebounds, five assists, one steal and one block while finishing a game-best +20 in 33 minutes ... Had playoff career high in points (16) and blocks (2) 9/10 at HOU ... Logged two points, three assists and three steals in career playoff debut 8/18 vs. POR ... Became fourth Lakers player to have 3+ steals in postseason debut and first since Nick Van Exel in 1995

CAREER: NBA Champion (2020) ... Has appeared in 126 games (13 starts) for Los Angeles, averaging 5.7 points, 2.0 rebounds and 2.2 assists in 18.0 minutes ... Scored in double figures in 25 games, including two games with 20+ and one 30-point contest ... Tallied three career double-doubles ... Playoffs: Appeared in 21 games (one start) for Los Angeles, averaging 6.5 points, 2.3 rebounds, 2.8 assists and 1.1 steals in 24.3 minutes ... Scored in double figures four times ... NBA G League: All-NBA G League Second Team (2018) ... Has appeared in 106 games (97 starts) for the Lakers and Blue, averaging 14.4 points, 3.8 rebounds, 6.1 assists and 2.1 steals in 29.9 minutes ... Scored in double figures in 77 games, including 21 games with 20+, two games with 30+ and one 40-point contest ... Tallied 12 double-doubles ... Career Transactions: Signed with the Oklahoma City Thunder on September 23, 2016 ... Waived by the Thunder on October 17, 2016 ... Signed a two-way contract with the Los Angeles Lakers on July 13, 2017 ... Re-signed with the Lakers on July 7, 2019

2018-19: Appeared in 25 games (4 starts), averaging 9.2 points, 2.7 rebounds and 3.1 assists in 21.2 minutes ... Had 3 double-doubles this season, with each coming in the final games of the season ... Scored in double figures in 11 games, including two 20-point games and one 30+ contest ... Led the team in scoring once, rebounds once, assists three times, steals seven times, blocks three times and minutes twice ... Upped his career-high assist total for second straight game 4/9 vs. POR, totaling 13 dimes with 12 points and seven rebounds for his third consecutive double-double ... Totaled 18 points and 11 assists 4/7 vs. UTA ... Put together one of the best games of his career 4/5 at LAC, finishing with a career-high 32 points (5-7 3FG, 7-7 FT), 10 rebounds, five assists and two steals, good for his first career double-double ... He became the first Laker since Pau Gasol (2009) to record that line in a game ... Made first start of season 4/4 vs. GSW, finishing with nine points, five rebounds and six assists ... Had a then-career-best 23 points (7-11 FG, 4-4 3FG) with six assists and four steals 3/31 at NOP, becoming the first Lakers player to reach or surpass those totals off the bench since steals became an official stat (1973-74) ... Tallied 12 points with career-highs in steals (five) and blocks (three) 3/17 at NYK, becoming the first reserve in the NBA to have at least five steals and three blocks in a single game this season ... Matched 16 points in second straight game 3/15 at DET ... Had then-career-high 16 points (5-7 FG) with five assists and five rebounds 3/14 at TOR ... Scored first points of the season 1/21 vs. GSW, finishing with six points (2-3 FG), one assist and a team-high two blocks ... Made first appearance of the season 12/27 at SAC ... DNP-CD five times (2/21, 2/25-3/2) ... NBA G League (South Bay Lakers): Appeared in 27 games (26 starts) for the South Bay Lakers, averaging 14.0 points, 3.7 rebounds, 5.9 assists and 2.2 steals in 28.5 minutes per game ... Scored in double figures in 21 games, including four games with 20+ points ... Totaled four double-doubles for the season ... Led the team in points four times, rebounds once, assists 10 times, steals 14 times, blocks five times and minutes nine times ... Tallied career-high 15 assists along with 19 points, three rebounds and four steals 2/2 at Texas ... Scored 20 points with five rebounds and seven steals 12/29 vs. Northern Arizona ... Had 28 points (including 19 in the fourth quarter), six rebounds, seven assists and three steals in win 12/3 at Windy City ... Scored 11 points on 12/19 at Delaware ... Notched career-high 41 points along with 12 assists on 12/8 vs. Sioux Falls ... Finished with 26 points, seven rebounds and 11 assists, including a go-ahead three-pointer in the game's final seconds to seal South Bay's first win of the season 11/12 vs. Iowa ... Missed one game with a left ankle sprain (11/28) and three games with a right knee contusion (1/3-1/12)

2017-18: Appeared in 37 games (7 starts), averaging 3.6 points, 1.8 rebounds and 2.0 assists in 15.2 minutes ... Led the team in assists three times, steals eight times and blocks once ... Tallied 15 points and seven rebounds, both career highs, in season finale on 4/11 at LAC ... Totaled nine points, four rebounds, six assists and two steals on 4/10 vs. HOU ... In first career start, finished with seven points, four rebounds, two assists, one steal and one block on 4/1 vs. SAC ... Totaled six points, four rebounds and six assists on 3/30 vs. MIL ... Finished with nine points, four rebounds and a career-high eight assists on 1/21 vs. NYK ... In his NBA debut, totaled two points, one rebound and two assists on 10/19 vs. LAC ... Inactive for 44 games ... DNP-CD once ... NBA G League (South Bay Lakers): Appeared in 29 games (25 starts), averaging 19.0 points, 3.8 rebounds, 7.8 assists and 2.0 steals in 30.6 minutes ... Selected to the All-NBA G League Second Team ... Finished second in the NBA G League Defensive Player of the Year voting ... Scored in double figures 26 times, including 11 games of 20+, two games of 30+ and one 40-point game ... Tallied six double-doubles ... Recorded 10 points and a career-high-tying 13 assists on 3/17 vs. Raptors 905 ... Finished with eight points, two rebounds, nine assists and a career-high-tying seven steals on 12/19 at Delaware ... Notched career-high 41 points along with 12 assists on 12/8 vs. Sioux Falls ... Tallied 18 points, seven rebounds, six assists and a career-high seven steals on 11/18 at Austin ... Missed one game due to left calf strain (12/11), one game due to right knee contusion (3/3) and two games due to a concussion (3/23-3/24)

2016-17: NBA G League (Oklahoma City Blue): Appeared in 50 games (46 starts), averaging 11.9 points, 3.9 rebounds, 5.2 assists and 2.2 steals in 30.3 minutes ... Finished the season ranked first in the NBA G League in total steals (107) and fourth in steals per game (2.2) ... Had two double-doubles ... Scored in double figures in 30 of 50 games, including six games with 20+ points ... Scored a season-high 23 points 12/20 vs. Rio Grande Valley ... Averaged 11.2 points, 6.3 assists, 3.5 rebounds and 1.8 steals in 31.1 minutes

INTERNATIONAL: Played two games with Team USA as part of the USA's World Cup Qualifying rounds in 2018, averaging 7.0 points and 2.5 rebounds in 21.0 minutes

COLLEGE: Concluded his career as Texas A&M's all-time leader in assists (649) and steals (276) ... Posted 46 double-figure point games, including six games with 20+ points ... 2015-16 (Texas A&M): All-SEC Second Team and SEC All-Defensive Team selection ... Started all 37 games, averaging 8.1 points, 3.6 rebounds, 5.0 assists and 2.1 steals per game ... Ranked first in the SEC in steals (2.1) and fourth in assists (5.0) ... 2014-15 (Texas A&M): Co-SEC Player of the Week once ... Started all 33 games, averaging 9.1 points, 4.6 rebounds, 5.5 assists and 2.1 steals per game ... Ranked first in the SEC in assists (5.5) and second in steals (2.1) ... Posted his only career double-double on 1/31 vs. Vanderbilt ... 2013-14 (Texas A&M): Appeared in 34 games (33 starts), averaging 9.0 points, 3.6 rebounds, 5.0 assists and 2.0 steals per game ... Finished the season ranked first in the SEC in assists (5.0) and second in steals (2.0) ... Scored a career-high 28 points 3/13 versus Missouri ... 2012-13 (Texas A&M): Appeared in 33 games (17 starts), averaging 5.5 points, 3.2 rebounds, 3.4 assists and 1.9 steals per game ... Finished the season ranked fifth in the SEC in steals (1.8) and eighth in assists (3.4) ... Set A&M's record for steals by a freshman (61)

PERSONAL: Son of Mike and Jackie Caruso ... Has one older sister, Megan, and one younger sister, Emily ... Father played basketball at Creighton ... Member of the Lakers' championship entry at the 2017 NBA Las Vegas Summer League ... Graduated with a degree from Texas A&M in Sports Management ... TABC All-State, TABC All-Regional and TABC All-Star during his time at A&M Consolidated High ... Averaged 18 points and nine rebounds per game as a senior ... Received invitations to the Pangos All-American Camp and NBA Players Association Camp ... Lists ping pong as a favorite off-the-court activity ... References getting signed by the Lakers as his greatest personal achievement ... Favorite non-NBA sports team is Manchester City F.C.



QUINN COOK

Height: 6'1

Weight: 179

Born: 3/23/93 (Washington D.C.)

High School: Oak Hill Academy (Mouth of Wilson, VA)

College: Duke

Experience: 4 years pro

2

CAREER REGULAR SEASON STATISTICS

Year	Team	G	GS	MIN	FG	FGA	PCT	3FG	3FGA	PCT	FT	FTA	PCT	OFF	DEF	TOT	A	PF	DQ	STL	TO	BLK	PTS	AVG
16-17	DAL/NOP	14	0	188	33	66	.500	11	26	.423	2	5	.400	1	6	7	26	13	0	4	13	0	79	5.6
17-18	GSW	33	18	740	122	252	.484	46	104	.442	22	25	.880	10	72	82	89	59	1	12	32	1	312	9.5
18-19	GSW	74	10	1059	204	439	.465	81	200	.405	20	26	.769	22	135	157	116	92	0	20	50	3	509	6.9
19-20	LAL	44	1	508	91	214	.425	31	85	.365	11	14	.786	11	40	51	49	27	0	12	33	2	224	5.1
TOTALS		165	29	2495	450	971	.463	169	415	.407	55	70	.786	44	253	297	280	191	1	48	128	6	1124	6.8

CAREER POSTSEASON STATISTICS

Year	Team	G	GS	MIN	FG	FGA	PCT	3FG	3FGA	PCT	FT	FTA	PCT	OFF	DEF	TOT	A	PF	DQ	STL	TO	BLK	PTS	AVG
17-18	GSW	17	0	175	30	67	.448	7	31	.226	14	17	.824	2	21	23	11	13	0	4	5	2	81	4.8
18-19	GSW	17	0	193	28	70	.400	11	34	.324	4	4	1.000	2	16	18	12	13	0	3	6	1	71	4.2
19-20	LAL	6	0	24	5	10	.500	2	4	.500	1	1	1.000	0	1	1	5	1	0	0	1	0	13	2.2
TOTALS		40	0	392	63	147	.429	20	69	.290	19	22	.864	4	38	42	28	27	0	7	12	3	165	4.1

CAREER HIGHS

REGULAR SEASON SINGLE-GAME HIGHS

Points	30, 3/29/18, Golden State vs. Milwaukee
Minutes	40, 3/17/18, Golden St. at Phoenix (twice)
Field Goals	12, 3/29/18, Golden State vs. Milwaukee
Field Goal Attempts	18, 11/13/18, Golden St. vs. Atlanta (twice)
Three-Point Field Goals	5, 8/8/20, L.A. at Indiana (7 times)
Three-Point Attempts	9, 8/8/20, Los Angeles at Indiana
Free Throws	3, 4/9/19, Golden St. at New Orleans (4 times)
Free Throw Attempts	4, 10/22/18, Golden St. vs. Phoenix (3 times)
Offensive Rebounds	2, 8/6/20, L.A. at Houston (6 times)
Defensive Rebounds	8, 11/18/18, Golden St. at San Antonio
Rebounds	8, 11/18/18, Golden St. at San Antonio (twice)
Assists	8, 10/27/19, L.A. vs. Charlotte (twice)
Steals	3, 4/1/18, Golden St. vs. Phoenix (twice)
Blocks	1, 8/13/20, L.A. vs. Sacramento (6 times)

POSTSEASON SINGLE-GAME HIGHS

Points	12, 5/6/18, Golden St. at New Orleans (twice)
Minutes	27, 6/5/19, Golden State vs. Toronto
Field Goals	5, 5/6/18, Golden St. at New Orleans (twice)
Field Goal Attempts	9, 6/5/19, Golden St. vs. Toronto (3 times)
Three-Point Field Goals	3, 6/2/19, Golden St. at Toronto (twice)
Three-Point Attempts	5, 6/2/19, Golden St. at Toronto (3 times)
Free Throws	3, 4/28/18, Golden St. vs. New Orleans
Free Throw Attempts	4, 4/28/18, Golden St. vs. New Orleans
Offensive Rebounds	1, 5/14/18, Golden St. vs. Portland (4 times)
Defensive Rebounds	4, 5/6/18, Golden St. at New Orleans (twice)
Rebounds	4, 5/6/18, Golden St. at New Orleans (3 times)
Assists	3, 8/20/20, L.A. vs. Portland (3 times)
Steals	2, 5/20/18, Golden State vs. Houston
Blocks	1, 6/2/19, Golden St. at Toronto (3 times)

AT A GLANCE

- Two-time NBA Champion (2018, 2020)
- Has appeared in 165 games (29 starts) for the Lakers, Warriors, Pelicans and Mavericks, averaging 6.8 points in 15.1 minutes per game
- Shooting 40.7 percent (169-415) from three-point range in his career
- Entered the G League as an undrafted free agent in 2015

HOW ACQUIRED: Re-signed with the Lakers as a free agent on December 4, 2020

2019-20: (Los Angeles Lakers): NBA Champion ... Appeared in 44 games (one start), averaging 5.1 points, 1.2 rebounds and 1.1 assists in 11.5 minutes per game ... Scored in double figures eight times, including two 20+ games ... Scored 21 points (5-9 3FG) 8/8 at IND, his second 20-point game of the season ... In first start of season, tallied six points with team-high four assists 8/6 at HOU ... Had season- and game-high 22 points (9-14 FG), four rebounds, one assist and one steal in 25 minutes 1/15 vs. ORL ... Scored 1,000th career point in 141st career game 12/8 vs. MIN ... Matched season-high 17 points (3-4 3FG) 11/29 vs. WAS ... Recorded a season-best 17 points (3-4 3FG) with four rebounds 11/5 at CHI ... Finished with a plus-25 rating 10/29 vs. MEM ... Scored 12 points with a career-high-tying eight assists 10/27 vs. CHA ... Made Lakers debut 10/22 at LAC, totaling four points, one rebound and two assists ... DNP-CD 26 times (11/23-11/27, 12/3, 12/11-12/19, 12/25-12/28, 1/1-1/5, 1/22, 1/25, 2/6-2/8, 2/12-2/23, 3/6-3/10, 7/30, 8/10) ... Inactive once (2/25) ... Playoffs: Appeared in six games, averaging 2.2 points in 4.0 minutes ... DNP-CD six times (8/18, 9/20-9/26, 10/9) ... Inactive-CD nine times (8/22, 9/4-9/12, 10/2-10/6)

CAREER: Two-time NBA Champion (2018, 2020) ... Has appeared in 165 games (29 starts) for the Lakers, Warriors, Pelicans, Mavericks ... Owns career averages of 6.8 points, 1.8 rebounds and 1.7 assists in 15.1 minutes ... Has shot 40.7 percent (169-415) from three-point range ... Scored in double figures in 45 games, including 10 games with 20+ and one 30-point game ... Playoffs: Has appeared in 40 playoff games (zero starts) for the Lakers and Warriors, averaging 4.1 points and 1.1 rebounds in 9.8 minutes ... Scored in double figures in five games ... NBA G League: Two-time All-NBA G League First Team selection (2017 & 2018) ... All-NBA G League Third Team selection (2016) ... NBA G League Rookie of the Year (2016) ... NBA G League All-Star Game MVP (2017) ... Two-time NBA G League All-Star (2016 & 2017) ... Appeared in 111 games (104 starts) for the Warriors and Charge, averaging 23.3 points, 4.2 rebounds, 6.5 assists and 1.1 steals in 36.0 minutes ... Scored in double figures in 105 games, including 74 games with 20+, 28 games with 30+ and five 40-point games ... Tallied 19 double-doubles, including two triple-doubles ... Career Transactions: Signed with the Cleveland Cavaliers on September 28, 2015 ... Waived by the Cavaliers on October 24, 2015 ... Signed with the New Orleans Pelicans on September 24, 2016 ... Waived by the Pelicans on October 22, 2016 ... Signed a 10-day contract with the Dallas Mavericks on February 26, 2017 ... Signed a 10-day contract with the Pelicans on March 19, 2017 ... Signed a second 10-day contract with the Pelicans on March 29, 2017 ... Signed with the Pelicans on April 8, 2017 ... Waived by the Pelicans on July 25, 2017 ... Signed with the Atlanta Hawks on September 5, 2017 ... Waived by the Hawks on October 14, 2017 ... Signed a two-way contract with the Golden State Warriors on October 17, 2017 ... Signed a multi-year contract with the Warriors on April 10, 2018 ... Signed with the Lakers on July 6, 2019 ... Re-signed with the Lakers as a free agent on December 4, 2020

2018-19: (Golden State Warriors): Appeared in 74 games (10 starts), averaging 6.9 points, 2.1 rebounds and 1.6 assists in 14.3 minutes ... Shot 40.5 percent (81-200) from three-point range ... As a starter, averaged 11.7 points, 4.0 rebounds and 4.2 assists in 28.4 minutes ... Scored in double figures in 20 games, including two games with 20+ points ... Led team in rebounds three times and assists three times ... Scored 21 points (5-6 3FG) with four rebounds, four assists and one steal on 3/31 vs. Charlotte ... Finished with 16 points and a career-high-tying eight rebounds on 11/18 at San Antonio ... Scored a season-high 27 points with three rebounds, five assists and one steal on 11/10 vs. Brooklyn ... DNP-CD eight times (10/28, 10/31-11/2, 12/22-12/23, 1/13, 1/24-1/26) ... Playoffs: Appeared in 17 games, averaging 4.2 points and 1.1 rebounds in 11.4 minutes ... Scored in double figures once ... Scored 11 points with one rebound, one assist and one steal on 4/15 vs. LA Clippers

2017-18: (Golden State Warriors): NBA Champion ... Appeared in 33 games (18 starts), averaging 9.5 points, 2.5 rebounds and 2.7 assists in 22.4 minutes ... Shot 44.2 percent (46-104) from three-point range ... As a starter, averaged 14.6 points, 3.6 rebounds and 3.9 assists in 32.9 minutes ... Scored in double figures in 14 games, including five games with 20+ points and one 30-point contest ... Led the team in scoring five times, rebounds once and assists three times ... Scored a career-high 30 points (12-15 FG, 5-5 3FG) with four rebounds and three assists on 3/29 vs. Milwaukee ... Tallied 17 points, four rebounds, a career-high eight assists, one steal and one block on 3/25 vs. Utah ... Made first career start on 12/6 at Charlotte, finishing with eight points, three rebounds and three assists ... Inactive 42 times ... DNP-CD seven times ... NBA G League: (Santa Cruz Warriors): All-NBA G League First Team selection ... Midseason All-NBA G League Western Conference Team selection ... Appeared in 29 games (all starts), averaging 25.3 points, 4.6 rebounds and 8.1 assists in 35.9 minutes ... First player in G League history to post a 50/40/90 season (.527 FG%, .439 3P%, .949 FT%) ... Scored in double figures in 27 games, including 23 games with 20+, nine games with 30+ and three 40-point games ... Tallied eight double-doubles ... Scored a season-high-tying 41 points with 10 assists on 3/4 vs. Memphis ... Scored a season-high-tying 41 points with two rebounds and five assists on 2/11 vs. South Bay ... Finished with 28 points, seven rebounds, six assists and four steals on 2/3 at Northern Arizona ... Scored a season-high 41 points with three rebounds and 10 assists on 1/19 vs. Iowa ... Tallied 30 points, five rebounds and 13 assists on 11/15 vs. Salt Lake City ... Finished with 24 points, 10 rebounds, eight assists and two steals on 11/10 vs. Wisconsin

2016-17: (Dallas Mavericks/New Orleans Pelicans): Appeared in 14 games, averaging 5.6 points and 1.9 assists in 13.4 minutes ... Shot 42.3 percent (11-26) from three-point range ... Scored in double figures three times ... Scored a season-high 22 points with three assists on 4/8 at Golden State ... Made NBA debut on 2/27 vs. Miami, finishing with two points, two rebounds and two assists ... DNP-CD four times ... NBA G League (Canton Charge): All-NBA G League First Team selection ... NBA G League All-Star Game MVP ... Appeared in 39 games (38 starts), averaging 26.0 points, 4.1 rebounds, 6.7 assists and 1.1 steals in 38.5 minutes ... Scored in double figures in 38 games, including 31 games with 20+, 14 games with 30+ and two 40-point games ... Tallied six double-doubles, including one triple-double ... Scored 36 points with six rebounds, 13 assists and two steals on 2/14 at Fort Wayne ... Tallied 28 points and career-high 16 assists on 2/8 at Long Island ... Scored a career-high 49 points with five rebounds, 11 assists and three steals on 12/7 vs. Texas ... Finished with 15 points, 12 rebounds and 12 assists on 11/18 vs. Grand Rapids

2015-16: NBA G League (Canton Charge); NBA G League Rookie of the Year ... All-NBA G League Third Team selection ... NBA G League All Star ... Appeared in 43 games (37 starts), averaging 19.6 points, 3.9 rebounds, 5.4 assists and 1.2 steals in 33.8 minutes ... Scored in double figures in 40 games, including 20 games with 20+ and five games with 30+ points ... Tallied five double-doubles, including one triple-double ... Scored a season-high-tying 33 points with six rebounds and six assists on 3/26 at Erie ... Recorded first career triple-double with 20 points, 11 rebounds and 13 assists on 2/20 vs. Raptors 905 ... Finished with 13 points, eight assists, two steals and a career-high 15 rebounds on 2/9 vs. Grand Rapids ... Tallied 30 points, 13 rebounds, eight assists and one steal on 2/6 at Iowa ... Scored a season-high 33 points with two rebounds, four assists and one steal on 1/26 at Delaware ... Playoffs: Appeared in four games (all starts), averaging 23.5 points, 4.8 rebounds, 7.3 assists and 1.5 steals in 36.3 minutes ... Scored in double figures in all four games, including three games with 20+ and one 30-point contest ... Tallied three double-doubles

QUINN COOK

COLLEGE: NCAA Champion (2015) ... All-ACC Second Team selection (2015) & All-ACC Third Team selection (2013) ... Appeared in 143 games (99 starts), averaging 11.0 points, 2.7 rebounds, 3.6 assists and 1.1 steals in 28.2 minutes ... Shot 43.2 percent (534-1235) from the field and 37.5 percent (236-629) from three-point range ... Left Duke as one of seven players in school history to record 1,000 points and 500 assists ... Set a Duke record with a career assist-to-turnover ratio of 2.52:1 ... Scored in double figures in 79 games, including 15 games with 20+ points ... Tallied two career double-doubles ... 2014-15 (Duke): NCAA Champion ... All-ACC Second Team selection ... Appeared in 39 games (all starts), averaging 15.3 points, 3.4 rebounds, 2.6 assists and 1.0 steal in 35.8 minutes ... Shot 45.3 percent from the field (199-439) and 39.5 percent (102-258) from three-point range ... Ranked first in the ACC in three-pointers made (102), first in three-point field goal percentage (.395), first in free throw percentage (.891) and fifth in total points (598) ... Scored in double figures in 34 games, including seven games with 20+ points ... Tallied one double-double ... Scored a career-high-tying 27 points with four rebounds and four assists on 2/21 vs. Clemson ... Finished with 11 points and a career-high 10 rebounds on 1/19 vs. Pitt ... 2013-14 (Duke): Appeared in 35 games (22 starts), averaging 11.6 points, 2.2 rebounds, 4.4 assists and 1.3 steals in 29.8 minutes ... Shot 37.1 percent (65-175) from three-point range ... Ranked fourth in the ACC in assists (153), fourth in assists per game (4.4) and 10th in steals per game (1.3) ... Scored in double figures in 19 games, including five games with 20+ points ... Tallied one double-double ... Tallied 14 points, five assists and a career-high eight steals on 12/19 vs. UCLA ... 2012-13 (Duke): All-ACC Third Team selection ... Appeared in 36 games (34 starts), averaging 11.7 points, 3.8 rebounds, 5.3 assists and 1.4 steals in 33.6 minutes ... Shot 39.3 percent (55-140) from three-point range ... Ranked second in the ACC in assists (190), second in assists per game (5.3) and fifth in steals per game (1.4) ... Scored in double figures in 21 games, including three 20-point contests ... Scored a career-high 27 points with five rebounds, five assists and four steals on 1/8 vs. Clemson ... Tallied a career-high 14 assists on 1/5 vs. Wake Forest ... 2011-12 (Duke): Appeared in 33 games (four starts), averaging 4.4 points, 1.0 rebound and 1.9 assists in 11.7 minutes ... Scored in double figures in five games

PERSONAL: Full name is Quinn Alexander Cook ... Son of Janet and the late Ted Cook ... Has one older sister, Kelsey ... Attended Oak Hill Academy and was a 2011 McDonald's All-America selection



ANTHONY DAVIS

Height: 6'10
Weight: 253
Born: 3/11/93 (Chicago, IL)
High School: Perspectives Charter (Chicago, IL)
College: Kentucky
Experience: 8 years pro

3

CAREER REGULAR SEASON STATISTICS

Year	Team	G	GS	MIN	FG	FGA	PCT	3FG	3FGA	PCT	FT	FTA	PCT	OFF	DEF	TOT	A	PF	DQ	STL	TO	BLK	PTS	AVG
12-13	NOH	64	60	1846	349	676	.516	0	6	.000	169	225	.751	165	357	522	63	158	0	75	89	112	867	13.5
13-14	NOP	67	66	2358	522	1005	.519	2	9	.222	348	440	.791	207	466	673	105	200	1	89	109	189	1394	20.8
14-15	NOP	68	68	2455	642	1199	.535	1	12	.083	371	461	.805	173	523	696	149	141	0	100	95	200	1656	24.4
15-16	NOP	61	61	2164	560	1136	.493	35	108	.324	326	430	.758	130	497	627	116	148	0	78	121	125	1481	24.3
16-17	NOP	75	75	2708	770	1526	.505	40	134	.299	519	647	.802	172	712	884	157	168	0	94	181	167	2099	28.0
17-18	NOP	75	75	2727	780	1462	.534	55	162	.340	495	598	.828	187	645	832	174	159	2	115	162	193	2110	28.1
18-19	NOP	56	56	1850	530	1026	.517	48	145	.331	344	433	.794	174	498	672	218	132	0	88	112	135	1452	25.9
19-20	LAL	62	62	2131	551	1096	.503	72	218	.330	444	525	.846	142	435	577	200	156	0	91	154	143	1618	26.1
TOTALS		528	523	18239	4704	9126	.515	253	794	.319	3016	3759	.802	1350	4132	5482	1182	1262	3	730	1023	1264	12677	24.0

CAREER POSTSEASON STATISTICS

Year	Team	G	GS	MIN	FG	FGA	PCT	3FG	3FGA	PCT	FT	FTA	PCT	OFF	DEF	TOT	A	PF	DQ	STL	TO	BLK	PTS	AVG
14-15	NOP	4	4	172	47	87	.540	0	2	.000	32	36	.889	9	35	44	8	12	0	5	13	12	126	31.5
17-18	NOP	9	9	358	106	204	.520	6	22	.273	53	64	.828	24	97	121	15	30	0	18	23	21	271	30.1
19-20	LAL	21	21	769	205	359	.571	23	60	.383	149	179	.832	55	149	204	73	56	0	26	53	30	582	27.7
TOTALS		34	34	1299	358	650	.551	29	84	.345	234	279	.839	88	281	369	96	98	0	49	89	63	979	28.8

CAREER HIGHS

REGULAR SEASON SINGLE-GAME HIGHS

Points.....59, 2/21/16, New Orleans at Detroit
 Minutes.....50, 2/10/18, N.O. at Brooklyn (4 times)
 Field Goals.....24, 2/21/16, New Orleans at Detroit
 Field Goal Attempts.....35, 2/10/18, New Orleans at Brooklyn
 Three-Point Field Goals....4, 8/3/20, L.A. at Utah (10 times)
 Three-Point Attempts.....9, 12/13/19, L.A. at Miami (twice)
 Free Throws.....26, 10/29/19, Los Angeles vs. Memphis
 Free Throw Attempts.....27, 10/29/19, Los Angeles vs. Memphis
 Offensive Rebounds.....9, 10/28/14, N.O. vs. Orlando (twice)
 Defensive Rebounds.....21, 1/2/19, New Orleans at Brooklyn
 Rebounds.....26, 1/2/19, New Orleans at Brooklyn
 Assists.....9, 12/5/18, New Orleans vs. Dallas
 Steals.....6, 2/10/18, N.O. at Brooklyn (3 times)
 Blocks.....10, 3/11/18, New Orleans vs. Utah

POSTSEASON SINGLE-GAME HIGHS

Points.....47, 4/21/18, New Orleans vs. Portland
 Minutes.....46, 5/8/18, N.O. at Golden State (twice)
 Field Goals.....15, 10/2/20, L.A. vs. Miami (4 times)
 Field Goal Attempts.....27, 5/4/18, N.O. vs. Golden State
 Three-Point Field Goals....4, 8/29/20, Los Angeles vs. Portland
 Three-Point Attempts.....6, 8/29/20, Los Angeles vs. Portland
 Free Throws.....15, 4/21/18, New Orleans vs. Portland
 Free Throw Attempts.....17, 8/18/20, L.A. vs. Portland (twice)
 Offensive Rebounds.....8, 10/2/20, Los Angeles vs. Miami
 Defensive Rebounds.....17, 5/8/18, New Orleans at Golden State
 Rebounds.....19, 5/8/18, New Orleans at Golden State
 Assists.....8, 8/22/20, Los Angeles at Portland
 Steals.....4, 5/4/18, New Orleans vs. Golden State
 Blocks.....4, 10/6/20, L.A. at Miami (three times)

ANTHONY DAVIS

AT A GLANCE

- Won 2020 NBA Championship with the Lakers after appearing in 62 games (all starts) last season
- Seven-time NBA All-Star
- Eighth player in history to win an NBA Championship, NCAA title and Olympic gold medal
- Has appeared in 528 career games (523 starts) for the Lakers and Pelicans
- Owns career averages of 24.0 points, 10.4 rebounds, 2.2 assists, 1.4 steals and 2.4 blocks in 34.5 minutes
- Selected by the New Orleans Hornets with the first overall pick in the 2012 NBA Draft

HOW ACQUIRED: Re-signed with the Lakers on December 3, 2020

2019-20: (Los Angeles Lakers): NBA Champion ... All-NBA First Team selection ... NBA All-Defensive First Team honoree ... Named as an NBA Western Conference All-Star starter, his seventh career All-Star selection ... Appeared in 62 games (all starts), averaging 26.1 points, 9.3 rebounds, 3.2 assists, 1.5 steals and 2.3 blocks in 34.4 minutes per game ... Earned NBA Western Conference Player of the Week twice this season (11/4, 12/9) ... Tallied 29 double-doubles this season ... Scored in double figures in 58 appearances this season, including 48 20+ outings, 21 30+ contests, five 40-point games and one 50+ outing ... Shot a career-high 84.6 percent from the charity stripe this season (82.8 FT%, 2017-18) ... Had 42 points (13-28 FG, 12-15 FT), 12 rebounds, four assists, three steals and one block 8/3 at UTA, his 29th career game with at least 40 points and 10 rebounds (tied Larry Bird and Karl Malone for the 10th most such games in NBA history) ... With 24 first-half points in that contest, Davis recorded a 20-point half for the 20th time this season and became the first Lakers player to reach that mark since Kobe Bryant (2012-13) ... On 3/3 vs. PHI, became the second Lakers player to log at least 37 points, 13 rebounds and four steals in a game, following Kareem Abdul-Jabbar (twice) who last accomplished the feat on Jan. 4, 1976 ... Had 28 points, 13 rebounds, seven blocks and four assists in 31 minutes 2/21 vs. MEM, becoming the first Laker since Shaquille O'Neal on March 21, 2004 to total 28/13/7 in a game and the first player in the NBA this season to do so ... Had 37 points (14-22 FG), 15 rebounds, six assists and five blocks 1/31 vs. POR ... The contest marked the first time in his career he has tallied at least 35 points, 15 rebounds, five assists and five blocks in a game, becoming the third Laker in franchise history to amass these totals and the first since Shaq in 2001 ... Finished with 24 points, 11 rebounds, two assists, three steals and eight blocks 1/5 vs. DET ... His eight blocks were the most by a Lakers player since Shaq logged nine on Dec. 3, 2003 at San Antonio ... In that game, became the eighth-youngest player to reach 12,000 career points (26 years-300 days) ... Is one of only five players to log at least 20 points, 10 rebounds, three steals and eight blocks in a single game since 1987 (joining H. Olajuwon, D. Robinson, C. Webber and J. Noah), a feat he's accomplished four times ... Had 46 points (15-21 FG, 13-13 FT), 13 rebounds, three steals, one block and one assist 1/3 vs. NOP, good for his 28th career 40-10 game ... The contest marked his fifth career game with at least 45 points, 10 rebounds and three steals, the second-most in NBA history (M. Jordan, 11) ... Had a team season-high 50 points (20-29 FG), seven rebounds, six assists, four steals and one block 12/8 vs. MIN, good for his fourth career 50-point game ... He became just the second Lakers player to have a 50-point/four-steal game (following K. Bryant on 4/14/06) ... In first game against former team, scored a season-high 41 points (15-30 FG, 10-12 FT) with nine rebounds and three steals 11/27 at NOP ... His point total was the highest in NBA history in a player's first matchup against a former team ... Had 33 points (career-high-tying 4-7 3FG, 11-11 FT), 11 rebounds and a season-high-tying seven assists 11/22 at OKC ... Logged two four-point plays in the contest, after entering with none in his career ... Blocked game-tying shot attempt in game's final seconds 11/15 vs. SAC, sealing a two-point victory ... Tallied 40 points, a season-best 20 rebounds, two assists and two blocks in 31 minutes 10/29 vs. MEM ... Shooting 26-of-27 from the free throw line, set a Lakers franchise record in free throws made ... In the contest, became the fourth player in NBA history with 26+ FTM in a game and the first since Michael Jordan in February 1987 ... Davis's 18 third-quarter FTM set a new NBA record for a single quarter (V. Carter, 16-16, 12/23/05) ... He also became the first player to have a 40-20 game in 31 minutes or less in the NBA's shot clock era (since 1954-55) ... It was Davis's fourth career 40-20 game and the first by a Lakers player since Shaq in March 2003 ... Notched 29 points and 14 rebounds 10/27 vs. CHA, good for his first double-double as a Laker ... Made Lakers debut 10/22 at LAC, totaling 25 points, nine rebounds, five assists, one steal and two blocks ... Missed one game due to sore right shoulder (11/13), one game due to right ankle sprain (12/17), five games due to gluteus maximus contusion (1/10-1/18), one game due to right knee soreness (3/1) and one game with a sore right knee (8/13) ... Playoffs: Appeared in 21 games (all starts), averaging 27.7 points, 9.7 rebounds, 3.5 assists, 1.4 blocks and 1.2 steals in 36.6 minutes ... Shot 57.1 percent from the field, 38.3 percent from three-point range and 83.2 percent from the free-throw line ... Scored in double figures 21 times, including 17 20+ games, eight 30-point games and one 40-point outing ... Had 12 double-doubles ... Added 19 points, 15 rebounds, three assists, two blocks and one steal in title-clinching win 10/11 at MIA, the 24th double-double of his postseason career ... With the win, became the eighth player in NBA history to win an NBA Championship, NCAA Championship and an Olympic gold medal ... Tallied 28 points, 12 rebounds, three assists, three steals and three blocks in 42 minutes 10/9 vs. MIA, becoming the fifth player since at least 1983-84 to tally 25+ points, 10+ rebounds, 3+ assists, 3+ steals and 3+ blocks in an NBA Finals game (T. Duncan, K. Durant, L. James, D. Wade) ... Had 22 points, nine rebounds and four blocks 10/6 at MIA, becoming the first player since June 4, 2017 (K. Durant vs. CLE) to finish with 20+ points and 4+ blocks in an NBA Finals game and the eighth player overall to do so since 2000 ... Totaled 32 points (15-20 FG) and 14 rebounds 10/2 vs. MIA, joining Larry Bird and Shaquille O'Neal as the only players in NBA history to have 32+ points and 14+ rebounds while shooting 75 percent from the field in the NBA Finals ... In that game, became the second player with 30+ points and 8+ offensive rebounds in the NBA Finals, joining O'Neal (6/13/01 at PHI) ... Had 34 points, nine rebounds, five assists and three blocks in NBA Finals debut 9/30 vs. MIA, becoming the fourth player to tally those numbers in an NBA Finals Game (K. Abdul-Jabbar, L. James, D. Wade) ... His 34 points are the fourth-most in an NBA Finals debut since the 1976-77 season ... Had 31 points, nine rebounds, two assists, two steals and one block 9/20 vs. DEN, connecting on the first game-winning buzzer beat of his playoff career and became the seventh Lakers player in team history to connect on such a shot in the postseason ... Tallied 43 points (14-18 FG, 11-13 FT), nine rebounds, four assists and one steal 8/29 vs. POR, becoming the first Lakers player to score 40+ points in the playoffs since 2012 (K. Bryant, 5/21/12 at OKC) ... Recorded 31 points, 11 rebounds, three assists, one steal and one block 8/20 vs. POR, becoming just the fifth player in NBA history to finish with at least 30 points and 10 rebounds in 30 minutes or less in a playoff contest (joining J. Embiid, K. McHale, C. Walker, T. Heinsohn) ... Davis became the third Lakers player to score 30+ points in an NBA Playoff game in 30 minutes or less (first since K. Abdul-Jabbar, 6/14/87 vs. Boston) ... In Lakers postseason debut, had 28 points, 11 rebounds, two steals, two blocks and one assist 8/18 vs. POR

CAREER: NBA Champion (2020) ... Seven-time NBA All-Star (2014-20) ... All-Star Game MVP (2017) ... Four-time All-NBA First Team selection (2015, 2017, 2018 & 2020) ... Has been named to the NBA's All-Defensive Team four times (First Team in 2018 & 2020; Second Team in 2015 & 2017) ... All-Rookie First Team selection (2013) ... Three-time NBA blocks leader (2014, 2015, 2018) ... Helped the United States win a gold medal at the 2016 Rio Olympics and a gold medal at the 2014 FIBA World Cup in Madrid ... Two-time Western Conference Player of the Month ... Seven-time Western Conference Player of the Week ... Has appeared in 528 NBA games (523 starts) for Los Angeles and New Orleans ... Owns career averages of 24.0 points, 10.4 rebounds, 2.2 assists, 1.4 steals and 2.4 blocks in 34.5 minutes ... Shot 51.5 percent (4704-9126) from the field ... Has scored in double figures in 486 games, including 350 games with 20+, 149 games with 30+, 35 games with 40+ and four 50-point games ... Grabbed double-digit rebounds in 303 games, including 85 games with 15+ and 10 games with 20+ rebounds ... Blocked multiple shots in 341 games, including 63 games with 5+, nine games with 8+ and one 10-block game ... Tallied 299 career double-doubles, including one triple-double ... Playoffs: Has appeared in 34 playoff games (all starts) for the Lakers and Pelicans, averaging 28.8 points, 10.9 rebounds, 2.8 assists, 1.4 steals and 1.9 blocks in 38.2 minutes ... Shot 55.1 percent (358-650) from the field ... Scored in double figures in all 34 playoff games, including 30 games with 20+ points, 14 games with 30+ and two 40-point games ... Blocked multiple shots in 22 games ... Tallied 24 double-doubles ... Career Transactions: Selected by the New Orleans Hornets with the first overall pick in the 2012 NBA Draft ... Signed a multi-year extension with New Orleans on July 9, 2015 ... Acquired by the Lakers in exchange for Lonzo Ball, Josh Hart, Brandon Ingram, the draft rights to De'Andre Hunter, two first round picks, a first-round pick swap right and cash to the Pelicans and Isaac Bonga, Jemmerio Jones, Moritz Wagner and a future second round draft pick to the Wizards on July 6, 2019 ... Re-signed with the Lakers on December 3, 2020

2018-19: (New Orleans Pelicans): NBA All-Star ... Appeared in 56 games (all starts), averaging 25.9 points, 12.0 rebounds, 3.9 assists, 1.6 steals and 2.4 blocks in 33.0 minutes ... Shot 51.7 percent (530-1026) from the field ... Ranked eighth in the NBA in total blocks (135) ... Scored in double figures in 54 games, including 40 games with 20+, 20 games with 30+ and seven games with 40+ points ... Grabbed double-digit rebounds in 37 games, including 17 games with 15+ and three games with 20+ ... Blocked multiple shots in 37 games, including six games with five blocks ... Tallied 37 double-doubles ... Had 30 points, 18 rebounds, seven assists, one steal and three blocks on 1/16 at Golden State ... Scored 46 points with 16 rebounds, four assists, three steals and one block on 1/14 at LA Clippers ... Had 38 points, 13 rebounds, seven assists, one steal and four blocks on 1/9 vs. Cleveland, becoming one of just nine players in NBA history to have at least 38 points, 13 rebounds, seven assists and four blocks in a game ... Tallied 34 points, a career-high and franchise-record 26 rebounds, four assists, one steal and three blocks on 1/2 at Brooklyn ... Scored a season-high 48 points with 17 rebounds, four assists, two steals and two blocks on 12/28 vs. Dallas, his ninth career 45-point, 15-rebound game, the most such games by a player since the ABA-NBA merger in 1976 ... Had 32 points, 18 rebounds, two assists, one steal and one block on 12/26 at Dallas ... Recorded 26 points, 17 rebounds, four assists, two steals and four blocks on 12/23 at Sacramento ... Recorded 30 points, 20 rebounds, five assists and one block on 12/21 at Los Angeles ... Tallied 27 points, 12 rebounds, seven assists, three steals and three blocks on 12/16 vs. Miami ... Had 27 points, four rebounds, a career-high nine assists, two steals and five blocks on 12/5 vs. Dallas ... Finished with 23 points, 13 rebounds, five assists, three steals and three blocks on 12/3 vs. LA Clippers ... Scored 36 points with 19 rebounds, eight assists, two steals and two blocks on 12/2 at Charlotte ... Recorded 27 points, 16 rebounds, five assists, three steals and three blocks on 11/26 vs. Boston ... Finished with 12 points, 16 rebounds, six assists, a season-high five steals and five blocks on 11/21 at Philadelphia ... Tallied 40 points, eight rebounds, eight assists and one block on 11/17 vs. Denver ... Scored 29 points with 11 rebounds, two assists, two steals and four blocks on 11/14 at Minnesota ... Had 25 points, 20 rebounds, six assists and two blocks on 11/12 at Toronto ... Recorded 32 points, 15 rebounds, seven assists, one steal and four blocks on 11/7 vs. Chicago ... Finished with 18 points, 14 rebounds, three assists, four steals and five blocks on 10/26 vs. Brooklyn ... Had 34 points, 13 rebounds, two assists, one steal and five blocks on 10/23 vs. LA Clippers ... Scored 32 points with 16 rebounds, eight assists, three steals and three blocks on 10/17 at Houston ... Missed three games with a right elbow sprain (10-27-10/29, 11/1), one game with a right hip strain (11/24), one game with an illness (12/31), eight games with a left index finger sprain (1/21-2/4), three games for rest (2/23, 3/2, 3/15), eight games with back spasms (3/8, 3/26-4/9) and one game for personal reasons (3/20) ... DNP-CD once (2/6)

2017-18: (New Orleans Pelicans): NBA All-Star starter ... All-NBA First Team selection ... All-Defensive First Team selection ... Appeared in 75 games (all starts), averaging 28.1 points, 11.1 rebounds, 2.3 assists, 1.5 steals and 2.6 blocks in 36.4 minutes ... Shot 53.4 percent (780-1462) from the field ... Finished in top three for MVP and Defensive Player of the Year voting, becoming the 14th player in league history to finish top three for both awards in the same season ... Led the NBA in total blocks (193) and blocks per game (2.6) ... Ranked second in the NBA in field goals (780), second in free throws (495), second in points per game (28.1), third in points (2110), fifth in rebounds (832), fifth in rebounds per game (11.1), sixth in defensive rebounds (645) and eighth in minutes per game (36.4) ... Scored in double figures in 73 games, including 59 games with 20+, 32 games with 30+, eight games with 40+ and one 50-point game ... Grabbed double-digit rebounds in 50 games, including 16 games with 15+ ... Blocked multiple shots in 51 games, including 14 games with 5+ and one 10-block game ... Tallied 50 double-doubles, including one triple-double ... Had 22 points, 15 rebounds, three steals and four blocks on 4/11 vs. San Antonio ... Recorded 36 points, 14 rebounds, four assists and six blocks on 3/27 vs. Portland ... Scored 31 points with 14 rebounds and five blocks on 3/13 vs. Charlotte ... Finished with 25 points, 11 rebounds, three steals and a career-high 10 blocks for first career triple-double on 3/11 vs. Utah ... Had 41 points, 13 rebounds, three steals and four blocks on 3/6 at LA Clippers ... Scored a season-high 53 points (21-26 FT) with a season-high-tying 18 rebounds and five blocks on 2/26 vs. Phoenix ... Tallied 45 points, 17 rebounds, five steals and five blocks on 2/23 vs. Miami ... Scored 42 points with 15 rebounds, three steals and two blocks on 2/14 vs. Los Angeles ... Recorded 44 points, 17 rebounds and a career-high-tying six steals on 2/10 at Brooklyn, joining Bob McAdoo as the only players in NBA history to record multiple games of 40 points, 15 rebounds and five steals ... Finished with 43 points and 10 rebounds on 2/2 at Oklahoma City, becoming the franchise's all-time leading scorer ... Had 23 points, 13 rebounds, five assists and six blocks on 1/30 vs. Sacramento ... Tallied 25 points, 17 rebounds and six assists on 1/28 vs. LA Clippers, becoming the franchise's all-time leading rebounder ... Finished with 45 points and 16 rebounds on 1/16 at Boston ... Scored 48 points with 17 rebounds, four steals and three blocks on 1/14 at New York ... Recorded 33 points, 11 rebounds and six blocks on 12/27 vs. Brooklyn ... Had 13 points, 10 rebounds, a season-high seven assists and four blocks on 11/13 vs. Atlanta ... Recorded 27 points, 16 rebounds and three blocks on 11/4 at Chicago ... Had 35 points, 15 rebounds and five assists on 10/20 vs. Golden State ... Tallied 33 points and 18 rebounds on 10/18 at Memphis ... Missed one game with left knee tendinitis (10/26), one game with a left pelvic injury (12/2), three games with a left abductor injury (12/4-12/6, 12/11), one game with a right ankle injury (1/10) and one game with a left ankle sprain (3/9) ... Playoffs: Appeared in nine games (all starts), averaging 30.1 points, 13.4 rebounds, 1.7 assists, 2.0 steals and 2.3 blocks in 39.8 minutes ... Shot 52.0 percent (106-204) from the field ... Scored 20+ points in all nine games, including four games with 30+ and one 40-point game ... Grabbed double-digit rebounds in all nine games, including three games with 15+ ... Tallied nine double-doubles ... Had 34 points, a playoff-career-high 19 rebounds, one assist, one steal and three blocks on 5/8 at Golden State ... Finished with 33 points, 18 rebounds, three assists and a playoff-career-high four steals on 5/4 vs. Golden State ... Recorded 25 points, 15 rebounds, a playoff-career-high five assists, two steals and three blocks on 5/1 at Golden State ... Scored a playoff-career-high 47 points (15-23 FG) with 10 rebounds and three blocks on 4/21 vs. Portland ... Had 35 points, 14 rebounds and a playoff-career-high-tying four blocks on 4/14 at Portland

ANTHONY DAVIS

2016-17: (New Orleans Pelicans): NBA All-Star starter ... Named All-Star Game MVP after scoring an All-Star Game record 52 points ... All-NBA First Team selection ... All-Defensive Second Team selection ... Appeared in 75 games (all starts), averaging 28.0 points, 11.8 rebounds, 2.1 assists, 1.3 steals and 2.2 blocks in 36.1 minutes ... Shot 50.5 percent (770-1526) from the field ... Ranked second in the NBA in blocks per game (2.2), third in field goals (770), third in blocks (167), fourth in points (2099), fourth in points per game (28.0), sixth in free throws (519), sixth in defensive rebounds (712), seventh in rebounds (884), seventh in rebounds per game (11.8) and eighth in minutes per game (36.1) ... Set franchise records for points, free throws made and attempted, field goals made and defensive rebounds in a season ... Scored in double figures in 73 games, including 59 games with 20+, 36 games with 30+, eight games with 40+ and one 50-point game ... Grabbed double-digit rebounds in 49 games, including 24 games with 15+ and three games with 20+ ... Blocked multiple shots in 47 games, including six games with 5+ blocks ... Tallied 49 double-doubles ... Finished with 19 points, 12 rebounds, two assists, one steal and a season-high-tying six blocks on 3/31 vs. Sacramento ... Had 36 points, 17 rebounds, three assists, three steals and three blocks on 3/27 at Utah ... Tallied 46 points, 21 rebounds, three assists and one block on 3/11 at Charlotte ... Scored 42 points with 13 rebounds, two assists, one steal and one block on 2/10 at Minnesota ... Had 12 points, nine rebounds, two assists and a season-high six blocks on 2/8 vs. Utah ... Tallied 36 points, 17 rebounds, three assists, three steals and two blocks on 1/29 vs. Washington ... Recorded 16 points, 21 rebounds, two assists, one steal and one block on 1/27 vs. San Antonio ... Finished with 40 points, 18 rebounds, two assists and three blocks on 1/9 at New York, becoming the only player since 1983 to tally those numbers in under 30 minutes played ... Had 28 points, a season-high 22 rebounds, one assist, one steal and four blocks on 12/23 vs. Miami, becoming the first player since Shaquille O'Neal (3/21/04) to have at least 28 points, 22 rebounds and four blocks in a game ... Tallied 35 points, 15 rebounds and five blocks on 12/15 vs. Indiana ... Scored 37 points with 15 rebounds, two assists, two steals and four blocks on 12/4 at Oklahoma City ... Recorded 41 points, 16 rebounds, three assists, four steals and two blocks on 11/29 vs. Los Angeles ... Finished with 31 points, 13 rebounds, two assists and five blocks on 11/25 at Portland ... Tallied 45 points, 10 rebounds, three assists, two steals and one block on 11/23 vs. Minnesota ... Had 38 points, 16 rebounds, two assists, one steal and three blocks on 11/19 vs. Charlotte ... Recorded 35 points, 15 rebounds, two assists, three steals and three blocks on 11/1 vs. Milwaukee ... Finished with 45 points, 17 rebounds, three assists, two steals and two blocks on 10/28 vs. Golden State ... Scored a season-high 50 points (17-34 FG, 16-17 FT) with 15 rebounds, five assists, a season-high five steals and four blocks on 10/26 vs. Denver, becoming the first player in NBA history to put up those numbers in a single game ... Missed one game with a thigh injury (11/16), one game for rest (12/10), one game with a bruised left hip (1/12), one game with a right leg bruise (1/23) and three games with a sore left knee (4/8-4/12)

2015-16: (New Orleans Pelicans): NBA All-Star ... Appeared in 61 games (all starts), averaging 24.3 points, 10.3 rebounds, 1.9 assists, 1.3 steals and 2.0 blocks in 35.5 minutes ... Shot 49.3 percent (560-1136) from the field ... Ranked fourth in the NBA in blocks per game (2.0), seventh in points per game (24.3) and ninth in rebounds per game (10.3) ... Was the only player in the NBA to be ranked in the top 10 of points per game, rebounds per game and blocks per game ... Scored in double figures in 57 games, including 43 games with 20+, 14 games with 30+, three games with 40+ and one 50-point game ... Grabbed double-digit rebounds in 37 games, including nine games with 15+ and two 20-rebound games ... Blocked multiple shots in 37 games, including three games with 5+ ... Finished with 40 points, 13 rebounds, five assists and one block on 3/9 at Charlotte ... Tallied nine points, a season-high-tying 20 rebounds, three assists, two steals and one block on 2/23 at Washington ... Scored a career-high and franchise-record 59 points (24-34 FG) with a season-high 20 rebounds, four assists and one block on 2/21 at Detroit, becoming the youngest player in NBA history to score at least 59 points in a game, and the third player in NBA history to record at least 55 points and 20 rebounds in a game (W. Chamberlain & S. O'Neal) ... Had 28 points, 10 rebounds, four assists, four steals and four blocks on 2/3 at San Antonio ... Finished with 26 points, 11 rebounds, a season-high seven assists, two steals and three blocks on 1/6 vs. Dallas ... Scored 29 points with 15 rebounds, four assists, four steals and three blocks on 12/25 at Miami ... Finished with 28 points, 10 rebounds, one assist and five blocks on 12/14 at Portland ... Tallied 31 points, 12 rebounds, one assist, four steals and one block on 12/4 vs. Cleveland ... Had 17 points, 14 rebounds, two assists, two steals and a season-high nine blocks on 12/1 vs. Memphis ... Recorded 32 points, 19 rebounds, one assist, two steals and four blocks on 11/22 vs. Phoenix ... Tallied 36 points, 11 rebounds, one assist, one steal and four blocks on 11/15 at New York ... Scored 43 points with 10 rebounds, three assists, four steals and three blocks on 11/6 vs. Atlanta ... Missed two games with a right hip contusion (11/11-11/13), one game with a shoulder injury (11/18), two games with a bruised back (1/10-1/12), one game with a concussion (1/28), one game with a sprained right big toe (2/27) and 14 games with a left knee injury (3/20-4/13)

2014-15: (New Orleans Pelicans): NBA All-Star starter ... All-NBA First Team selection ... All-Defensive Second Team selection ... Appeared in 68 games (all starts), averaging 24.4 points, 10.2 rebounds, 2.2 assists, 1.5 steals and 2.9 blocks in 36.1 minutes ... Shot 53.5 percent (642-1199) from the field ... Led the team in scoring 46 times and rebounds 40 times ... Led the NBA in total blocks (200) and blocks per game (2.9) ... Ranked fourth in the NBA in field goals (642), fourth in points per game (24.4), sixth in minutes per game (36.1), seventh in free throws (371), seventh in field goal percentage (535), eighth in points (1656) and eighth in rebounds per game (10.2) ... Scored in double figures in 63 games, including 52 games with 20+, 17 games with 30+ and three games with 40+ points ... Grabbed double-digit rebounds in 42 games, including four games with 15+ ... Blocked multiple shots in 50 games, including 12 games with 5+ and three games with 8+ blocks ... Tallied 42 double-doubles ... Tallied 36 points, 14 rebounds, a season-high seven assists, one steal and a season-high-tying nine blocks on 3/15 vs. Denver ... Scored a season-high-tying 43 points (17-23 FG) with 10 rebounds, six assists, one steal and two blocks on 3/9 at Milwaukee ... Finished with 39 points, 13 rebounds, two assists, three steals and eight blocks on 3/4 vs. Detroit, becoming the franchise leader in blocked shots ... Had 41 points, 10 rebounds, three assists and two blocks on 2/6 at Oklahoma City ... Tallied 32 points, 10 rebounds, three assists, three steals and four blocks on 1/26 vs. Philadelphia ... Scored 28 points with 10 rebounds, three assists, five steals and one block on 1/25 vs. Dallas ... Recorded 19 points, a season-high 18 rebounds, two assists and one block on 12/30 vs. Phoenix ... Scored 30 points with 14 rebounds, three assists, two steals and five blocks on 12/18 at Houston ... Had 30 points, 15 rebounds, three assists, two steals and three blocks on 12/4 at Golden State ... Finished with 25 points, 10 rebounds, four assists, a career-high-tying six steals and four blocks on 12/2 vs. Oklahoma City ... Scored a season-high 43 points (16-23 FG) with 14 rebounds, two steals and one block on 11/22 at Utah ... Recorded 27 points, 11 rebounds, one assist, four steals and six blocks on 11/8 at San Antonio ... Tallied 31 points, 15 rebounds, two assists, two steals and three blocks on 11/1 vs. Dallas ... Had 26 points, 17 rebounds, two assists, three steals and a season-high nine blocks on 10/28 vs. Orlando ... Missed one game with a chest injury (12/14), three games with a sprained left toe (1/16-1/19), one game with a sore left groin (1/30), seven games with a sprained right shoulder (2/9-2/11, 2/23-3/2) and two games with a left ankle injury (3/19-3/20) ... Playoffs: Appeared in four games (all starts), averaging 31.5 points, 11.0 rebounds, 2.0 assists, 1.3 steals and 3.0 blocks in 43.0 minutes ... Shot 54.0 percent (47-87) from the field ... Scored 20+ points in all four games, including two games with 30+ ... Grabbed double-digit rebounds in three games ... Blocked multiple shots in all four games ... Tallied three double-doubles ... Had 35 points, seven rebounds, one assist, one steal and a playoff-career-high four blocks on 4/18 at Golden State

2013-14: (New Orleans Pelicans): NBA All-Star ... Appeared in 67 games (66 starts), averaging 20.8 points, 10.0 rebounds, 1.6 assists, 1.3 steals and 2.8 blocks in 35.2 minutes ... Shot 51.9 percent (522-1005) from the field ... Led the team in scoring 27 times and rebounded 45 times ... Led the NBA in blocks per game (2.8) ... Ranked third in the NBA in total blocks (189) and 10th in rebounds per game (10.0) ... Scored in double figures in 61 games, including 39 games with 20+, nine games with 30+ and one 40-point game ... Grabbed double-digit rebounds in 36 games, including nine games with 15+ and one 20-rebound game ... Blocked multiple shots in 44 games, including 13 games with 5+ and three games with 8+ ... Tallied 36 double-doubles ... Scored a season-high 40 points with a season-high 21 rebounds, three assists, one steal and three blocks on 3/16 vs. Boston ... Finished with 32 points, 17 rebounds, three assists, one steal and six blocks on 3/9 vs. Denver ... Had 17 points, 16 rebounds, one assist and four blocks on 2/3 vs. San Antonio ... Tallied 30 points, seven rebounds, three assists, one steal and eight blocks on 1/28 at Cleveland ... Scored 22 points with 19 rebounds, three assists, two steals and seven blocks on 1/26 vs. Orlando ... Finished with 27 points, 10 rebounds, two assists, four steals and four blocks on 1/20 at Memphis ... Recorded 31 points, 17 rebounds, one assist and one block on 1/18 vs. Golden State ... Tallied 22 points, nine rebounds, four assists and eight blocks on 11/20 vs. Utah ... Scored 13 points with nine rebounds, one assist, two steals and a season-high nine blocks on 11/16 vs. Philadelphia ... Had 32 points, 12 rebounds, three assists, one steal and six blocks on 11/8 vs. Los Angeles ... Tallied 25 points, eight rebounds, four assists, a career-high six steals and six blocks on 11/2 vs. Charlotte ... Recorded 26 points, 17 rebounds, one assist, one steal and three blocks on 11/1 at Orlando ... Missed seven games with a broken left hand (12/2-12/17), one game a dislocated left index finger (1/29), one game with an illness (3/19), one game with a left ankle injury (3/29) and five games with a sore back (4/9-4/16)

2012-13: (New Orleans Hornets): All-Rookie First Team selection ... Appeared in 64 games (60 starts), averaging 13.5 points, 8.2 rebounds, 1.0 assist, 1.2 steals and 1.8 blocks in 28.8 minutes ... Shot 51.6 percent (349-676) from the field ... Led the team in scoring 10 times and rebounds 20 times ... Scored in double figures in 47 games, including 10 games with 20+ points ... Grabbed double-digit rebounds in 23 games, including four games with 15+ ... Blocked multiple shots in 34 games ... Tallied 20 double-doubles ... Finished with 18 points, 14 rebounds, two assists, four steals and one block on 4/9 at Los Angeles ... Had 24 points, 12 rebounds and three blocks on 4/5 at Utah ... Tallied 19 points, 11 rebounds, two assists, one steal and a season-high-tying five blocks on 3/12 at Brooklyn ... Finished with 20 points, a season-high 18 rebounds and two assists on 3/9 at Memphis ... Scored 17 points with 15 rebounds and four blocks on 3/4 vs. Orlando ... Tallied 20 points, 12 rebounds, four assists, one steal and four blocks on 1/19 vs. Golden State ... Recorded 15 points, 16 rebounds, one assist, four steals and one block on 12/18 at Golden State ... Scored a season-high 28 points with 11 rebounds and one assist on 11/17 at Milwaukee ... Had 23 points, 11 rebounds, two assists, two steals and a season-high five blocks on 11/9 vs. Charlotte ... Scored 21 points with seven rebounds, one assist and one steal in NBA debut on 10/31 vs. San Antonio ... Missed two games with a concussion (11/3-11/7), 11 games with a stress reaction in his left ankle (11/20-12/8), two games with a sprained left shoulder (2/27-3/1) and three games with a left knee injury (4/12-4/17)

INTERNATIONAL: Averaged 12.3 points and 6.6 rebounds for gold medal winning Team USA at 2014 FIBA World Cup ... Member of the 2012 U.S. Men's Olympic basketball team that captured the gold medal at the 2012 London Summer Olympics, averaging 3.7 points and 2.7 rebounds in 7.6 minutes per game while shooting .647 from the floor for Team USA

COLLEGE: 2011-12 (Kentucky): National Champion ... Final Four Most Outstanding Player ... Consensus First Team All-American ... Wooden Award winner ... Naismith Award winner ... Rupp Trophy award winner ... AP Player of the Year ... NABC Defensive Player of the Year ... All-SEC First Team selection ... USBWA Player of the Year ... USBWA Freshman of the Year ... Sporting News Player of the Year ... SEC Rookie of the Year ... SEC Player of the Year ... SEC Defensive Player of the Year ... SEC All-Freshman Team selection ... SEC All-Defense Team selection ... Appeared in 40 games (all starts), averaging 14.2 points, 10.4 rebounds, 1.3 assists, 1.4 steals and 4.7 blocks in 32.0 minutes ... Shot 62.3 percent (210-337) from the field ... Led the NCAA in blocks (186) and blocks per game (4.7) ... Led the SEC in field goal percentage (.623), free throws (144), offensive rebounds (119), defensive rebounds (296), total rebounds (415), blocks (186) and blocks per game (4.7) ... Ranked second in the NCAA in rebounds (415), third in field goal percentage (.623) and third in defensive rebounds (296) ... Ranked second in the SEC in rebounds per game (10.4), fourth in points (567), fifth in steals (54) and ninth in points per game (14.2) ... Broke school and SEC records as well as an NCAA freshman record for blocks in a season ... Scored in double figures in 32 games, including six games with 20+ points ... Grabbed double-digit rebounds in 23 games, including four games with 15+ ... Blocked multiple shots in all 40 games, including 20 games with 5+ and eight games with 7+ ... Finished the season with 20 double-doubles ... Averaged 13.7 points, 12/3 rebounds and 4.8 blocks in the NCAA Tournament ... Tallied a career-high 28 points (10-11 FG), 11 rebounds, two steals and five blocks on 2/25 vs. Vanderbilt ... Finished with 14 points, a career-high 18 rebounds and five blocks on 12/17 vs. Chattanooga

PERSONAL: Has received the NBA Cares Community Assist Award twice (March 2016; January 2015) in recognition of his charitable efforts throughout New Orleans ... In 2014 launched "AD's Flight Academy" which consisted of monthly events with various groups in the Greater-New Orleans area during the season ... For the holiday season, took more than 200 children from local nonprofits and gave them their very own shopping spree at Target ... Gave a mother of two from the Kingsley House the brand new Kia he was awarded for winning the 2017 NBA All-Star MVP ... Averaged 32 points, 22 rebounds, and seven blocked shots as a senior at Perspectives Charter High School in Chicago ... Named Co-MVP of the Jordan Brand Classic All-American Game with 29 points, 11 rebounds, and four blocks ... Registered 14 points, six rebounds and four blocks in the McDonald's All-American Game ... Posted 16 points with 10 rebounds for the USA team in the Nike Hoops Summit ... One of four finalists for the Morgan Wootten National Player of the Year Award and five finalists for the Naismith Award ... A Parade first team All-American ... Named all-conference three consecutive years while in high school ... Stood just 6-3 at the start of his junior year of high school before a growth spurt took him to 6-10



JARED DUDLEY

Height: 6'6

Weight: 237

Born: 7/10/85 (San Diego, CA)

High School: Horizon (San Diego, CA)

College: Boston College

Experience: 13 years pro

10

CAREER REGULAR SEASON STATISTICS

Year	Team	G	GS	MIN	FG	FGA	PCT	3FG	3FGA	PCT	FT	FTA	PCT	OFF	DEF	TOT	A	PF	DQ	STL	TO	BLK	PTS	AVG
07-08	CHA	73	14	1384	163	348	.468	9	41	.220	87	118	.737	121	165	286	81	128	1	55	50	10	422	5.8
08-09	CHA/PHO	68	7	1155	136	285	.477	29	74	.392	71	105	.676	82	123	205	56	105	1	57	43	8	372	5.5
09-10	PHO	82	1	1991	225	490	.459	120	262	.458	104	138	.754	99	182	281	115	162	1	81	68	16	674	8.2
10-11	PHO	82	15	2140	300	629	.477	105	253	.415	12	218	.743	111	207	318	108	139	0	87	77	20	867	10.6
11-12	PHO	65	60	2020	312	643	.485	80	209	.383	119	164	.726	95	206	301	112	107	0	49	72	19	823	12.7
12-13	PHO	79	50	2170	313	669	.468	106	271	.391	129	162	.796	79	166	245	203	128	0	75	101	8	861	10.9
13-14	LAC	74	43	1729	196	447	.438	81	225	.360	38	58	.655	36	124	160	104	146	0	41	56	10	511	6.9
14-15	MIL	72	22	1717	198	423	.468	74	192	.385	48	67	.716	45	175	220	130	113	0	72	62	11	518	7.2
15-16	WAS	81	41	2098	233	487	.478	100	238	.420	72	98	.735	54	232	286	170	190	1	75	80	18	638	7.9
16-17	PHO	64	7	1362	157	346	.454	77	203	.379	43	65	.662	31	194	225	121	154	1	42	73	16	434	6.8
17-18	PHO	48	0	686	48	122	.393	29	80	.363	27	35	.771	8	86	94	78	85	0	24	28	11	152	3.2
18-19	BRK	59	25	1220	101	239	.423	53	151	.351	32	46	.696	34	121	155	83	131	0	36	43	16	287	4.9
19-20	LAL	45	1	364	24	60	.400	18	42	.429	2	2	1.000	6	46	52	28	41	0	15	8	3	68	1.5
TOTALS		892	286	20036	2406	5188	.464	881	2241	.393	934	1276	.732	801	2027	2828	1390	1629	5	709	761	166	6627	7.4

CAREER POSTSEASON STATISTICS

Year	Team	G	GS	MIN	FG	FGA	PCT	3FG	3FGA	PCT	FT	FTA	PCT	OFF	DEF	TOT	A	PF	DQ	STL	TO	BLK	PTS	AVG
09-10	PHO	16	0	377	40	86	.465	25	59	.424	17	28	.607	15	45	60	28	37	1	18	9	6	122	7.6
13-14	LAC	7	0	45	3	11	.273	3	6	.500	0	---	0	0	6	6	2	5	0	1	0	0	9	1.3
14-15	MIL	6	0	110	14	30	.467	8	14	.571	4	7	.571	3	8	11	8	12	0	12	5	2	40	6.7
18-19	BRK	4	2	82	3	11	.273	2	9	.222	4	4	1.000	0	2	2	11	10	0	3	4	1	12	3.0
19-20	LAL	9	0	31	0	4	.000	0	3	.000	0	0	---	0	2	2	0	2	0	4	2	1	0	0.0
TOTALS		42	2	645	60	142	.423	38	91	.418	25	39	.641	18	63	81	49	66	1	38	20	10	183	4.4

CAREER HIGHS

REGULAR SEASON SINGLE-GAME HIGHS

Points	36, 12/26/12, Phoenix vs. New York
Minutes	49, 1/26/10, Phoenix vs. Charlotte
Field Goals	11, 12/26/12, Phoenix vs. New York (twice)
Field Goal Attempts	17, 1/9/13, Phoenix at Boston (twice)
Three-Point Field Goals	7, 12/23/10, Phoenix vs. Miami
Three-Point Attempts	11, 4/2/17, Phoenix vs. Houston
Free Throws	9, 12/26/12, Phoenix vs. New York (twice)
Free Throw Attempts	12, 11/6/07, Charlotte vs. Phoenix
Offensive Rebounds	7, 3/5/08, Charlotte vs. Golden State
Defensive Rebounds	11, 3/5/08, Charlotte vs. Golden State
Rebounds	18, 3/5/08, Charlotte vs. Golden State
Assists	10, 3/24/17, Phoenix at Boston (twice)
Steals	5, 4/11/11, Phoenix vs. Minnesota (4 times)
Blocks	3, 3/8/12, Phoenix vs. Dallas

POSTSEASON SINGLE-GAME HIGHS

Points	19, 4/26/10, Phoenix vs. Portland
Minutes	31, 5/9/10, Phoenix at San Antonio
Field Goals	6, 5/9/10, Phoenix at San Antonio (twice)
Field Goal Attempts	10, 4/26/10, Phoenix vs. Portland
Three-Point Field Goals	5, 5/19/10, Phoenix at L.A. (twice)
Three-Point Attempts	9, 4/26/10, Phoenix vs. Portland
Free Throws	4, 4/13/19, Brooklyn at Philadelphia
Free Throw Attempts	5, 5/5/10, Phoenix vs. Philadelphia (twice)
Offensive Rebounds	4, 5/5/10, Phoenix vs. San Antonio
Defensive Rebounds	5, 5/25/10, Phoenix vs. L.A. (twice)
Rebounds	6, 5/25/10, Phoenix vs. L.A. (3 times)
Assists	5, 4/20/19, Brooklyn vs. Philadelphia (twice)
Steals	4, 4/20/15, Milwaukee at Charlotte
Blocks	2, 5/29/10, Phoenix vs. L.A. (twice)

AT A GLANCE

- Won 2020 NBA Championship with the Lakers after appearing in 45 games (one start) last season
- Has appeared in 892 career games (286 starts) for the Lakers, Nets, Suns, Wizards, Bucks, Clippers and Bobcats
- Owns career averages of 7.4 points, 3.2 rebounds and 1.6 assists in 22.5 minutes
- Selected by the Charlotte Bobcats with the 22nd overall pick of the 2007 NBA Draft

HOW ACQUIRED: Re-signed with the Lakers on December 1, 2020

2019-20: (Los Angeles Lakers): NBA Champion ... Appeared in 45 games (one start), averaging 1.5 points and 1.2 rebounds in 8.1 minutes per game ... Made first start of season 12/17 at Indiana ... Scored season-high nine points (3-4 3FG) 12/11 at Orlando ... Made Lakers debut 10/22 at LA Clippers, totaling six points ... DNP-CD 26 times (11/1-11/3, 11/8, 11/12, 11/19-11/22, 11/25-11/27, 12/3, 12/25, 1/1-1/5, 1/22, 2/6-2/8, 2/12, 2/23-2/25, 3/1, 3/6-3/10, 7/30-8/1, 8/10) ... Playoffs: Appeared in nine games, totaling four steals, two rebounds and one block in 31 minutes ... DNP-CD 12 times (8/18, 8/22, 9/6-9/10, 9/20-9/26, 10/2, 10/6-10/9)

CAREER: NBA Champion (2020) ... Has appeared in 892 NBA games (286 starts) for the Lakers, Nets, Suns, Wizards, Bucks, Clippers and Bobcats ... Owns career averages of 7.4 points, 3.2 rebounds and 1.6 assists in 22.5 minutes ... Has shot 46.4 percent (2406-5188) from the field and 39.3 percent (881-2241) from three-point range ... Scored in double figures in 290 games, including 29 games with 20+ and two 30+ point games ... Has 12 career double-doubles ... Playoffs: Has appeared in 42 playoff games (two starts) for the Lakers, Nets, Bucks, Clippers and Suns, averaging 4.4 points, 1.9 rebounds and 1.2 assists in 15.4 minutes ... Has shot 41.8 percent (38-91) from three-point range ... Scored in double figures in 33 games ... Career Transactions: Selected by the Charlotte Bobcats with the 22nd overall pick in the 2007 NBA Draft ... Acquired by the Phoenix Suns along with Jason Richardson and a 2010 second round draft pick in exchange for Raja Bell, Boris Diaw and Sean Singletary on December 10, 2008 ... Acquired by the LA Clippers along with J.J. Redick in exchange for Eric Bledsoe, Caron Butler and a 2014 second round draft pick on July 10, 2013 ... Acquired by the Milwaukee Bucks along with a 2017 first round draft pick in exchange for Carlos Delfino, Miroslav Raduljica and a 2016 second round draft pick on August 26, 2014 ... Acquired by the Washington Wizards in exchange for a 2020 second round draft pick on July 9, 2015 ... Signed as a free agent with the Phoenix Suns on July 8, 2016 ... Acquired by the Brooklyn Nets along with a 2021 second round draft pick in exchange for Darrell Arthur on July 20, 2018 ... Signed as a free agent with the Los Angeles Lakers on July 7, 2019 ... Re-signed with the Lakers on December 1, 2020

2018-19: (Brooklyn Nets): Appeared in 59 games (25 starts), averaging 4.9 points, 2.6 rebounds and 1.4 assists in 20.7 minutes ... Scored in double figures in nine games ... Scored a season-high-tying 16 points with six rebounds, one assist and two steals on 4/6 at Milwaukee ... Scored a season-high 16 points with two rebounds, two assists and three steals on 12/16 vs. Atlanta ... Missed 16 games with a left hamstring strain (1/11-2/13) ... DNP-CD seven times ... Playoffs: Appeared in four games (two starts), averaging 3.0 points and 2.8 assists in 20.5 minutes ... Missed one game with right calf tightness (4/15)

2017-18: (Phoenix Suns): Appeared in 48 games (zero starts), averaging 3.2 points, 2.0 rebounds and 1.6 assists in 14.3 minutes ... Scored in double figures in five games ... Scored a season-high-tying 13 points with one rebound, three assists and two steals on 1/29 at Memphis ... Finished with five points, three rebounds, nine assists and two steals on 1/22 at Milwaukee ... Scored a season-high 13 points with five rebounds, four assists and one steal ... on 11/8 vs. Miami ... Missed three games due to left foot surgery (10/18-10/21), six games with a right knee contusion (11/11-11/22), three games with an illness (1/2-1/5) and one game with left ankle soreness (3/30) ... DNP-CD 21 times

2016-17: (Phoenix Suns): Appeared in 64 games (seven starts), averaging 6.8 points, 3.5 rebounds and 1.9 assists in 21.3 minutes ... Scored in double figures in 14 games ... Made multiple three-pointers in 22 games ... Scored a season-high-tying 19 points with seven rebounds, six assists and two steals on 4/5 vs. Golden State ... Tallied six points, eight rebounds, seven assists, three steals and two blocks on 3/28 at Atlanta ... Finished with six points, four rebounds and 10 assists on 3/24 at Boston ... Tallied 16 points, five rebounds and six assists on 11/18 at Indiana ... Scored a season-high 19 points with five rebounds, one assist, one steal and two blocks on 11/9 vs. Detroit ... Missed one game with left foot soreness (11/27), one game with dizziness (1/16), one game with flu-like symptoms (1/24) and two games with illness (2/1-2/3) ... DNP-CD 13 times

2015-16: (Washington Wizards): Appeared in 81 games (41 starts), averaging 7.9 points, 3.5 rebounds and 2.1 assists in 25.9 minutes ... Shot 42.0 percent (100-238) from three-point range ... Ranked seventh in the NBA in three-point field goal percentage (.420) ... Scored in double figures in 31 games ... Made multiple three-pointers in 28 games ... Recorded 11 points, seven rebounds, three assists, four steals and two blocks on 4/10 vs. Charlotte ... Finished with 18 points, four rebounds, five assists and one steal on 2/23 vs. New Orleans ... Had 12 points, four rebounds, four assists and four steals on 1/28 vs. Denver ... Tallied 17 points, three rebounds, three assists and three steals on 12/30 at Toronto ... Scored a season-high-tying 19 points with nine rebounds, four assists and two steals on 12/19 vs. Charlotte ... Scored a season-high 19 points with five rebounds, one assist and two blocks on 11/27 at Boston ... DNP-CD once

JARED DUDLEY

2014-15: (Milwaukee Bucks): Appeared in 72 games (22 starts), averaging 7.2 points, 3.1 rebounds, 1.8 assists and 1.0 steal in 23.8 minutes ... Scored in double figures in 19 games, including one 20-point contest ... Made multiple three-pointers in 18 games ... Had seven points, five rebounds, six assists and four steals on 2/25 vs. Philadelphia ... Finished with 19 points, four rebounds, two assists and three steals on 2/9 vs. Brooklyn ... Tallied 18 points, six rebounds, two assists, three steals and one block on 1/31 vs. Portland ... Scored a season-high 24 points with four rebounds, two assists and four steals on 12/26 at Atlanta ... Finished with 16 points, eight rebounds, three assists and two steals on 12/20 at LA Clippers ... Missed three games with back spasms (3/17-3/20), one game with a sore lower back (3/30) and one game for rest (4/13) ... DNP-CD five times ... Playoffs: Appeared in six games (zero starts), averaging 6.7 points, 1.8 rebounds, 1.3 assists and 2.0 steals in 18.3 minutes ... Shot 57.1 percent (8-14) from three-point range ... Scored in double figures twice ... Finished with 13 points, two rebounds, five assists, two steals and one block on 4/25 vs. Chicago

2013-14: (LA Clippers): Appeared in 74 games (43 starts), averaging 6.9 points, 2.2 rebounds and 1.4 assists in 23.4 minutes ... Scored in double figures in 18 games, including three games with 20+ points ... Made multiple three-pointers in 18 games ... Finished with 18 points, two rebounds, three assists, four steals and two blocks on 1/8 vs. Boston ... Had 20 points (6-9 3FG), one rebound and five assists on 1/1 vs. Charlotte ... Tallied 15 points, four rebounds and four steals on 12/22 vs. Minnesota ... Recorded 14 points, seven rebounds, two assists and two steals on 12/16 vs. San Antonio ... Scored a season-high 21 points with one rebound and one assist on 11/24 vs. Chicago ... Missed three games with back spasms (3/6-3/10) ... DNP-CD five times ... Playoffs: Appeared in seven games (zero starts), averaging 1.3 points in 6.4 minutes

2012-13: (Phoenix Suns): Appeared in 79 games (50 starts), averaging 10.9 points, 3.1 rebounds and 2.6 assists in 27.5 minutes ... Scored in double figures in 43 games, including six games with 20+ and one 30-point game ... Made multiple three-pointers in 28 games ... Had multiple steals in 21 games ... Tallied one double-double ... Recorded 22 points, three rebounds, seven assists and two steals on 3/9 vs. Houston ... Had 23 points, five rebounds, five assists and one steal on 1/26 at San Antonio ... Scored 13 points with six rebounds, four assists and three steals on 1/17 vs. Milwaukee ... Finished with 14 points, 10 rebounds, five assists and one steal on 1/9 at Boston ... Had 18 points, five rebounds, eight assists and two steals on 1/8 at Milwaukee ... Scored a career-high 36 points with five rebounds, three assists and one steal on 12/26 vs. New York ... Tallied eight points, one rebound and 10 assists on 12/22 at Portland ... Had 20 points, four rebounds, five assists and three steals on 12/19 vs. Charlotte ... Finished with 15 points, nine rebounds, five assists and three steals on 12/12 vs. Memphis ... Missed one game with a right wrist sprain (3/22) and two games with a stomach virus (1/12-1/14)

2011-12: (Phoenix Suns): Appeared in 65 games (60 starts), averaging a career-high 12.7 points, 4.6 rebounds and 1.7 assists in 31.1 minutes ... Scored in double figures in 45 games, including nine games with 20+ points ... Made multiple three-pointers in 24 games ... Tallied two double-doubles ... Finished with 23 points (4-5 3FG), seven rebounds, one steal and one block on 3/16 vs. Detroit ... Scored a season-high 28 points with nine rebounds, one assist, one steal and one block on 3/12 vs. Minnesota ... Had 18 points, eight rebounds and three blocks on 3/8 vs. Dallas ... Recorded 17 points, 11 rebounds, one assist and two steals on 3/7 at Oklahoma City ... Finished with 25 points, three rebounds, four assists, one steal and two blocks on 2/19 vs. Los Angeles ... Scored 20 points with 10 rebounds, one assist, two steals and two blocks on 2/11 at Sacramento ... Had 20 points, six rebounds, four assists and three steals on 1/28 vs. Memphis ... Scored 14 points with five rebounds, two assists, two steals and one block on 12/31 at Oklahoma City ... Missed one game with a thigh bruise (2/4)

2010-11: (Phoenix Suns): Appeared in 82 games (15 starts), averaging 10.6 points, 3.9 rebounds, 1.3 assists and 1.1 steals in 26.1 minutes ... Shot 41.5 percent (105-253) from three-point range ... Scored in double figures in 42 games, including nine games with 20+ and one 30-point game ... Made multiple three-pointers in 28 games ... Had multiple steals in 24 games ... Tallied two double-doubles ... Recorded 26 points (5-5 3FG), eight rebounds, three assists and five steals on 4/11 vs. Minnesota ... Had 12 points, 10 rebounds, three assists, three steals and one block on 4/3 at San Antonio ... Tallied 16 points, seven rebounds, five assists, two steals and two blocks on 4/1 vs. LA Clippers ... Finished with 21 points, five rebounds, two assists, five steals and one block on 3/29 at Sacramento ... Recorded 20 points, five rebounds, five assists and three steals on 3/27 vs. Dallas ... Scored a season-high 33 points (7-10 3FG) with 12 rebounds and three assists on 12/23 vs. Miami ... Tallied 27 points, five rebounds, three assists, two steals and one block on 12/20 at San Antonio ...

2009-10: (Phoenix Suns): Appeared in 82 games (one start), averaging 8.2 points, 3.4 rebounds, 1.4 assists and 1.0 steal in 24.3 minutes ... Shot 45.8 percent (120-262) from three-point range ... Scored in double figures in 31 games, including one 20-point contest ... Made multiple three-pointers in 34 games ... Had multiple steals in 21 games ... Tallied two double-doubles ... Scored a season-high 20 points (6-7 3FG) with four rebounds, five assists, three steals and one block on 4/2 at Detroit ... Finished with 11 points, 12 rebounds, one assist, two steals and one block on 3/6 vs. Indiana ... Scored 12 points with five rebounds, three assists and three steals on 2/1 at New Orleans ... Tallied 18 points, 10 rebounds, two assists and two steals on 1/26 vs. Charlotte ... Finished with 19 points, seven rebounds, three assists, one steal and one block on 12/28 vs. Los Angeles ... Had 17 points (5-6 3FG), five rebounds, three assists and two steals on 11/19 at New Orleans ... Recorded 18 points, five rebounds, one assist and three steals on 11/9 at Philadelphia ... Playoffs: Appeared in 16 games (zero starts), averaging 7.6 points, 3.8 rebounds, 1.8 assists and 1.1 steals in 23.6 minutes ... Scored in double figures in seven games ... Finished with 15 points, five rebounds, four assists and three steals on 5/19 at Los Angeles ... Scored a playoff-career-high 19 points with two rebounds, one assist and one steal on 4/26 vs. Portland

2008-09: (Charlotte Bobcats/Phoenix Suns): Appeared in 68 games (seven starts), averaging 5.5 points and 3.0 rebounds in 17.0 minutes ... Scored in double figures in 15 games ... Tallied one double-double ... Had 16 points (4-5 3FG), two rebounds and one assist on 4/11 at Minnesota ... Scored a season-high 17 points with 11 rebounds, one assist and three steals on 3/29 at Sacramento ... Tallied 11 points, three rebounds, six assists and two steals on 3/21 vs. Washington ... Finished with 13 points, eight rebounds, two assists, two steals and one block on 2/26 at Los Angeles ... Recorded six points, eight rebounds, two assists and five steals on 2/17 vs. LA Clippers ... Had two points, five rebounds, one assist and five steals on 2/2 vs. Sacramento ... Missed one game due to impending trade (12/10) ... Inactive once (11/28) ... DNP-CD 11 times

2007-08: (Charlotte Bobcats): Appeared in 73 games (14 starts), averaging 5.8 points, 3.9 rebounds and 1.1 assists in 19.0 minutes ... Scored in double figures in 18 games ... Tallied four double-doubles ... Scored a season-high 19 points with eight rebounds and two assists on 4/12 at Indiana ... Recorded 13 points, eight rebounds, three assists and four steals on 3/7 vs. Atlanta ... Finished with 10 points, a career-high 18 rebounds, one assist, one steal and two blocks on 3/5 vs. Golden State ... Tallied 17 points, 10 rebounds and one assist on 3/2 vs. Toronto ... Had nine points, seven rebounds, three assists and three steals on 2/29 at Boston ... Scored 15 points with five rebounds, two assists, three steals and one block on 2/8 vs. New Jersey ... Recorded 16 points, 10 rebounds, one assist and three steals on 12/3 at Toronto ... Had 16 points, 11 rebounds, one assist and one steal on 11/7 vs. Phoenix ... Tallied one rebound in NBA debut on 11/2 vs. Milwaukee ... DNP-CD nine times

COLLEGE: Appeared in 130 games (all starts), averaging 15.9 points, 7.2 rebounds, 3.0 assists and 1.4 steals in 36.4 minutes ... Shot 50.4 percent (689-1368) from the field ... 2006-07 (Boston College): ACC Player of the Year ... Second Team All-America selection ... All-ACC First Team selection ... Appeared in 30 games (all starts), averaging 19.0 points, 8.3 rebounds, 3.0 assists and 1.4 steals in 38.4 minutes ... Shot 56.2 percent (195-347) from the field and 44.3 percent (39-88) from three-point range ... Ranked first in the ACC in rebounds per game (8.3), second in points per game (19.0), fourth in field goal percentage (.562), sixth in rebounds (248), ninth in free throws (142) and 10th in free throw percentage (.744) ... 2005-06 (Boston College): All-ACC Tournament First Team selection ... All-ACC Second Team selection ... Appeared in 36 games (all starts), averaging 16.7 points, 6.6 rebounds, 3.2 assists and 1.1 steals in 37.2 minutes ... Ranked fourth in the ACC in free throws (171), sixth in rebounds (239), eighth in assists (115), ninth in field goal percentage (.494) and ninth in points per game (16.7) ... 2004-05 (Boston College): Big East Most Improved Player ... All-Big East First Team selection ... Appeared in 30 games (all starts), averaging 16.5 points, 7.5 rebounds, 3.2 assists and 1.6 steals in 36.0 minutes ... Ranked third in the Big East in free throws (135), fifth in points per game (16.5), eighth in rebounds (224), eighth in steals (49), ninth in free throw percentage (.754) and ninth in field goal percentage (.488) ... 2003-04 (Boston College): Big East All-Freshman Team selection ... Appeared in 34 games (all starts), averaging 11.9 points, 6.6 rebounds, 2.8 assists and 1.3 steals in 34.0 minutes ... Ranked sixth in free throws (125) and 10th in rebounds (225)

PERSONAL: Son of Melinda Schall and Anthony Dudley ... Has an older brother, Milan ... He and his wife, Christina, have three children, Jaylin, Justus and Jolee ... Has appeared on ESPN's "First Take" and other shows, as well as guest-hosting opportunities on local sports shows ... In conjunction with the NBA, GLSEN and Ad Council, has appeared in a public service announcement along with former teammate Grant Hill for the "Think B4 You Speak" campaign, an award-winning program which aims to address the use of anti-gay language by teens ... Earned his bachelor's degree from BC's College of Arts and Sciences



MARC GASOL

Height: 7'1

Weight: 255

Born: 1/29/85 (Barcelona, Spain)

High School: Lausanne Collegiate School (Memphis, TN)

Prior to NBA: CB Girona (Spain)

Experience: 12 years pro

14

CAREER REGULAR SEASON STATISTICS

Year	Team	G	GS	MIN	FG	FGA	PCT	3FG	3FGA	PCT	FT	FTA	PCT	OFF	DEF	TOT	A	PF	DQ	STL	TO	BLK	PTS	AVG
08-09	MEM	82	75	2521	350	661	.530	0	1	.000	275	375	.733	201	404	605	143	65	5	63	164	90	975	11.9
09-10	MEM	69	69	2469	378	651	.581	0	1	.000	252	376	.670	208	432	640	165	254	3	69	135	109	1008	14.6
10-11	MEM	81	81	2586	364	691	.527	3	7	.429	220	294	.748	154	415	569	200	265	2	74	146	136	951	11.7
11-12	MEM	65	65	2370	357	740	.482	1	12	.083	237	317	.748	120	459	579	204	201	0	62	121	121	952	14.6
12-13	MEM	80	80	2796	429	869	.494	1	14	.071	268	316	.848	184	438	622	318	255	2	80	157	139	1127	14.1
13-14	MEM	59	59	1970	336	711	.473	2	11	.182	185	241	.768	84	340	424	215	150	1	59	111	76	859	14.6
14-15	MEM	81	81	2687	530	1072	.494	3	17	.176	350	440	.795	115	515	630	307	208	2	70	176	131	1413	17.4
15-16	MEM	52	52	1791	328	707	.464	2	3	.667	203	245	.829	58	304	362	196	141	0	50	118	70	861	16.6
16-17	MEM	74	74	2531	532	1160	.459	104	268	.388	278	332	.837	60	404	464	338	171	1	67	166	99	1446	19.5
17-18	MEM	73	73	2408	434	1033	.420	109	320	.341	281	337	.834	78	514	592	305	185	1	54	194	101	1258	17.2
18-19	MEM/TOR	79	72	2436	390	870	.448	99	273	.363	192	253	.759	80	547	627	349	217	3	84	155	86	1071	13.6
19-20	TOR	44	43	1161	119	279	.427	57	148	.385	36	49	.735	31	244	275	147	124	0	34	59	38	331	7.5
TOTALS		839	824	27728	4547	9444	.481	381	1075	.354	2777	3575	.777	1373	5016	6389	2887	2436	20	766	1702	1196	12252	14.6

CAREER POSTSEASON STATISTICS

Year	Team	G	GS	MIN	FG	FGA	PCT	3FG	3FGA	PCT	FT	FTA	PCT	OFF	DEF	TOT	A	PF	DQ	STL	TO	BLK	PTS	AVG
10-11	MEM	13	13	519	72	141	.511	0	2	.000	51	73	.699	41	105	146	29	44	0	14	26	28	195	15.0
11-12	MEM	7	7	261	36	69	.522	0	1	.000	34	43	.791	16	31	47	22	25	0	2	13	13	106	15.1
12-13	MEM	15	15	609	93	205	.454	0	0	---	72	90	.800	25	102	127	48	53	0	13	18	33	258	17.2
13-14	MEM	7	7	299	47	116	.405	0	1	.000	27	34	.794	13	41	54	31	27	1	12	12	6	121	17.3
14-15	MEM	11	11	416	71	180	.394	0	2	.000	75	88	.852	19	94	113	49	33	1	10	16	19	217	19.7
16-17	MEM	6	6	240	39	83	.470	7	12	.583	31	33	.939	7	32	39	25	22	0	2	15	4	116	19.3
18-19	TOR	24	24	735	76	180	.422	34	89	.382	40	46	.870	16	138	154	73	84	1	21	21	26	226	9.4
19-20	TOR	11	11	228	25	64	.391	5	27	.185	11	15	.733	4	44	48	29	32	2	5	16	7	66	6.0
TOTALS		94	94	3306	459	1038	.442	46	134	.343	341	422	.808	141	587	728	306	320	5	79	137	136	1305	13.9

CAREER HIGHS

REGULAR SEASON SINGLE-GAME HIGHS

Points	42, 1/25/17, Memphis vs. Toronto
Minutes	51, 2/19/10, Memphis vs. Miami
Field Goals	15, 1/16/16, Memphis vs. New York
Field Goal Attempts	29, 1/16/16, Memphis vs. New York
Three-Point Field Goals	6, 1/17/20, Toronto vs. Wash. (3 times)
Three-Point Attempts	12, 11/14/18, Memphis at Milwaukee
Free Throws	16, 10/21/17, Memphis vs. Golden St. (twice)
Free Throw Attempts	17, 10/21/17, Memphis vs. Golden State
Offensive Rebounds	9, 1/30/10, Memphis vs. New Orleans
Defensive Rebounds	16, 1/23/19, Memphis vs. Charlotte
Rebounds	17, 1/23/19, Memphis vs. Charlotte
Assists	14, 11/24/17, Memphis at Denver
Steals	5, 10/30/18, Memphis vs. Wash. (3 times)
Blocks	8, 1/4/13, Memphis vs. Portland

POSTSEASON SINGLE-GAME HIGHS

Points	32, 4/15/17, Memphis at San Antonio
Minutes	57, 5/9/11, Memphis vs. Oklahoma City
Field Goals	11, 4/15/17, Memphis at San Antonio (twice)
Field Goal Attempts	23, 5/15/15, Memphis vs. Golden State
Three-Point Field Goals	4, 5/19/19, Toronto vs. Milwaukee
Three-Point Attempts	8, 5/19/19, Toronto vs. Milwaukee
Free Throws	13, 4/25/15, Memphis at Portland
Free Throw Attempts	14, 4/25/15, Memphis at Portland
Offensive Rebounds	10, 5/9/11, Memphis vs. Oklahoma City
Defensive Rebounds	15, 4/27/11, Memphis at San Antonio
Rebounds	21, 5/9/11, Memphis vs. Oklahoma City
Assists	7, 5/21/19, Toronto vs. Milwaukee (6 times)
Steals	4, 4/19/19, Toronto at Orlando (3 times)
Blocks	6, 5/13/13, Memphis vs. Oklahoma City

AT A GLANCE

- One-time NBA Champion (2019)
- Former NBA Defensive Player of the Year (2013)
- Three-time NBA All-Star (2012, 2015, 2017)
- Appeared in 839 NBA games (824 starts) for the Raptors and Grizzlies
- Owns career averages of 14.6 points, 7.6 rebounds, 3.4 assists and 1.4 blocks in 33.0 minutes
- Selected by the Los Angeles Lakers with the 48th overall pick in the 2007 NBA Draft

HOW ACQUIRED: Signed with the Lakers on November 24, 2020

2019-20: (Toronto Raptors): Appeared in 44 games (43 starts), averaging 7.5 points, 6.3 rebounds and 3.3 assists in 26.4 minutes ... Shot 38.5 percent (57-148) from three-point range ... Scored in double figures 14 times, including one 20-point game ... Made multiple three-pointers in 15 games ... Blocked multiple shots nine times ... Tallied three double-doubles ... Scored a season-best 20 points (6-7 3FG) with six rebounds, five assists, two steals and one block on 1/17 vs. Washington ... Finished with 17 points, a season-high 15 rebounds, two assists, two blocks and one steal on 12/14 vs. Brooklyn ... Missed 12 games (12/20-1/12) with a pulled left hamstring and 16 games (1/30-3/5, 3/9) with a left hamstring injury ... Playoffs: Appeared in 11 games (all starts), averaging 6.0 points, 4.4 rebounds and 2.6 assists in 20.7 minutes ... Scored in double figures twice

CAREER: NBA Champion (2019) ... Defensive Player of the Year (2013) ... Three-time NBA All-Star (2012, 2015, 2017) ... Two-time All-NBA honoree (First Team in 2015, Second Team in 2013) ... All-Defensive Second Team honoree (2013) ... All-Rookie Second Team selection (2009) ... Two-time Western Conference Player of the Week ... Appeared in 839 NBA games (824 starts) for the Raptors and Grizzlies ... Owns career averages of 14.6 points, 7.6 rebounds, 3.4 assists and 1.4 blocks in 33.0 minutes ... Shot 48.1 percent (4547-9444) from the field and 35.4 percent (381-1075) from three-point range ... Scored in double figures 648 times, including 178 games with 20+ points, 18 games with 30+ points and one 40-point game ... Recorded double-digit rebounds in 220 games, including 25 games with 15+ boards ... Blocked multiple shots in 332 games, including 21 games with 5+ blocks ... Tallied 198 double-doubles, including five triple-doubles ... Playoffs: Appeared in 94 playoff games (all starts) for the Raptors and Grizzlies, averaging 13.9 points, 7.7 rebounds, 3.3 assists and 1.4 blocks in 35.2 minutes ... Shot 44.2 percent (459-1038) from the field and 34.3 percent (46-134) from three-point range ... Scored in double figures 65 times, including 22 games with 20+ points and one 30-point game ... Recorded double-digit rebounds in 24 games, including six games with 15+ boards ... Blocks multiple shots in 41 games, including four games with 5+ blocks ... Tallied 22 double-doubles ... Career Transactions: Selected by the Los Angeles Lakers with the 48th overall pick in the 2007 NBA Draft ... Acquired by the Memphis Grizzlies along with Kwame Brown, Javaris Crittenton, Aaron McKie and two future first round draft picks from the Lakers in exchange for Pau Gasol and a second round draft pick on February 1, 2008 ... Signed a multi-year contract with the Grizzlies on July 13, 2015 ... Acquired by the Toronto Raptors from the Grizzlies in exchange for C.J. Miles, Jonas Valanciunas, Delon Wright and a future second round draft pick on February 7, 2019 ... Signed with the Lakers on November 24, 2020

2018-19: (Toronto Raptors/Memphis Grizzlies): NBA Champion ... Appeared in 79 games (72 starts), averaging 13.6 points, 7.9 rebounds, 4.4 assists, 1.1 steals and 1.1 blocks in 30.8 minutes ... Shot 36.3 percent (99-273) from three-point range ... Scored in double figures 53 times, including 13 games with 20+ points ... Made multiple three-pointers in 28 games ... Blocked multiple shots 23 times ... Tallied 19 double-doubles, including one triple-double ... Had 22 points, a career-high 17 rebounds, 10 assists and three steals on 1/23 vs. Charlotte ... Finished with nine points, a season-high six blocks, seven rebounds, five assists and one steal on 12/12 vs. Portland ... Scored a season-best 29 points with five rebounds, two assists, one steal and one block on 11/14 at Milwaukee ... Tallied 19 points, six assists, a career-high-tying five steals and five rebounds on 10/30 vs. Washington ... Missed one game (1/19) with a sore back and one game (2/5) due to a transaction ... Playoffs: Appeared in 24 games (all starts), averaging 9.4 points, 6.4 rebounds, 3.0 assists and 1.1 blocks in 30.6 minutes ... Shot 38.2 percent (34-89) from three-point range ... Scored in double figures eight times, including one 20-point game ... Made multiple three-pointers 11 times ... Blocked multiple shots seven times ... Tallied one double-double ... Recorded three points, nine rebounds and four assists in title-clinching victory over Golden State on 6/13 ... Tallied 17 points, a playoff career-high-tying seven assists, five rebounds, two blocks and one steal on 5/21 vs. Milwaukee ... Finished with 16 points, 12 rebounds, seven assists, five blocks and one steal on 5/19 vs. Milwaukee ... Recorded nine points, a playoff career-high-tying four steals, three rebounds and one assist on 4/19 at Orlando ... Had nine points, five assists, a playoff career-high-tying four steals and three rebounds on 4/16 vs. Orlando

2017-18: (Memphis Grizzlies): Appeared in 73 games (all starts), averaging 17.2 points, 8.1 rebounds, 4.2 assists and 1.4 blocks in 33.0 minutes ... Shot 34.1 percent (109-320) from three-point range ... Scored in double figures 64 times, including 26 games with 20+ points and three 30-point games ... Made multiple three-pointers 30 times ... Blocked multiple shots in 27 games, including three games with 5+ rejections ... Tallied 25 double-doubles, including one triple-double ... Scored 28 points (11-12 FG, 6-7 3FG) with three rebounds, two assists and one steal on 3/30 at Utah ... Finished with 13 points, 12 rebounds, 10 assists and five blocks on 1/26 vs. LA Clippers ... Had 17 points, a season-high 15 rebounds, four assists, one steal and one block on 12/23 vs. LA Clippers ... Finished with 15 points, a career-high 14 assists, six rebounds and two steals on 11/24 at Denver ... Scored a season-best 35 points with 13 rebounds, five assists and five blocks on 11/15 vs. Indiana ... Missed one game (1/17) with an illness, seven games (2/24, 3/3, 3/10, 3/22, 4/6, 4/9, 4/11) due to rest and one game (3/19) due to flu-like symptoms

2016-17: (Memphis Grizzlies): NBA All-Star ... Appeared in 74 games (all starts), averaging 19.5 points, 6.3 rebounds, 4.6 assists and 1.3 blocks in 34.2 minutes ... Shot 38.8 percent (104-268) from three-point range ... Scored in double figures 67 times, including 33 games with 20+ points, six games with 30+ and one 40-point outing ... Made multiple three-pointers in 31 games ... Blocked multiple shots 26 times ... Tallied 11 double-doubles, including two triple-doubles ... Had 18 points, 10 rebounds and 10 assists on 3/16 at Atlanta ... Tallied 28 points (5-5 3FG), seven rebounds, five assists, one steal and one block on 2/28 vs. Phoenix ... Scored a career-high 42 points with seven rebounds, two assists, two blocks and one steal on 1/25 vs. Toronto ... Had 38 points (14-17 FG), five rebounds, four assists, two steals and two blocks on 12/21 at Detroit ... Finished with 28 points, 11 rebounds, 10 assists, three steals and two blocks on 12/5 at New Orleans ... Missed three games (11/1, 12/13, 2/4) for rest and five games (3/26-4/2) with a strained left foot ... Playoffs: Appeared in six games (all starts), averaging 19.3 points, 6.5 rebounds and 4.2 assists in 40.0 minutes ... Scored in double figures in all six games, including two games with 20+ and one 30-point outing ... Tallied one double-double ... Had 16 points, 12 rebounds, four assists and one block on 4/22 vs. San Antonio ... Scored a playoff career-high 32 points with five rebounds, two assists and two blocks on 4/15 at San Antonio

2015-16: (Memphis Grizzlies): Appeared in 52 games (all starts), averaging 16.6 points, 7.0 rebounds, 3.8 assists, 1.3 blocks and 1.0 steal in 34.4 minutes ... Scored in double figures 45 times, including 13 games with 20+ points and three 30-point games ... Blocked multiple shots in 19 games ... Tallied nine double-doubles, including one triple-double ... Recorded 12 points, a career-high-tying five steals, four rebounds, three assists and one block on 1/8 vs. Denver ... Scored a season-best 38 points (16-16 FT) with 13 rebounds, six assists and four blocks on 12/1 at New Orleans ... Had 16 points, 11 rebounds, 11 assists and four steals on 11/20 vs. Houston ... Tallied 31 points (11-18 FG), five assists and four rebounds on 11/13 vs. Portland ... Missed the final 30 games of the season with a Grade II fracture of the navicular bone in his right foot

2014-15: (Memphis Grizzlies): All-NBA First Team honoree ... NBA All-Star starter ... Appeared in 81 games (all starts), averaging 17.4 points, 7.8 rebounds, 3.8 assists and 1.6 blocks in 33.2 minutes ... Scored in double figures 69 times, including 27 games with 20+ points and five 30-point outings ... Blocked multiple shots in 39 games ... Tallied 20 double-doubles ... Scored a season-best 33 points (13-19 FG) with 13 rebounds, two steals and one block on 4/15 vs. Indiana ... Tallied 27 points (11-14 FG), 11 rebounds, four assists and two blocks on 2/28 at Minnesota ... Had 12 points, a season-high 16 rebounds, eight assists, three steals and two blocks on 1/16 at Orlando ... Finished with 19 points, a season-best six blocks, five assists, three rebounds and two steals on 12/12 vs. Charlotte ... Missed one game (3/12) due to rest ... Playoffs: Appeared in 11 games (all starts), averaging 19.7 points, 10.3 rebounds, 4.5 assists and 1.7 blocks in 37.8 minutes ... Scored in double figures in all 11 games, including six games with 20+ points ... Blocked multiple shots in five games ... Tallied six double-doubles ... Finished with 21 points, 15 rebounds, five blocks and four assists on 5/15 vs. Golden State ... Had 26 points, 14 rebounds, three assists and two blocks on 4/29 vs. Portland

2013-14: (Memphis Grizzlies): Appeared in 59 games (all starts), averaging 14.6 points, 7.2 rebounds, 3.6 assists, 1.3 blocks and 1.0 steal in 33.4 minutes ... Scored in double figures 48 times, including eight games with 20+ points ... Blocked multiple shots in 21 games ... Tallied 10 double-doubles ... Had 18 points, a season-best 15 rebounds, four assists and three steals on 4/13 at Los Angeles ... Scored a season-high 24 points with five rebounds, three assists and one block on 4/4 vs. Denver ... Missed 23 games (11/25-1/12) with a left MCL sprain ... Playoffs: Appeared in seven games (all starts), averaging 17.3 points, 7.7 rebounds, 4.4 assists and 1.7 steals in 42.7 minutes ... Scored in double figures in all seven games, including two 20-point contests ... Tallied two double-doubles ... Tallied 24 points, six assists, a playoff career-high four steals, two rebounds and one block on 5/13 at Oklahoma City ... Finished with 11 points, 15 rebounds, four assists, two blocks and one steal on 4/29 at Oklahoma City

2012-13: (Memphis Grizzlies): Defensive Player of the Year ... All-NBA Second Team honoree ... All-Defensive Second Team honoree ... Appeared in 80 games (all starts), averaging 14.1 points, 7.8 rebounds, 4.0 assists, 1.7 blocks and 1.0 steal in 35.0 minutes ... Scored in double figures 63 times, including 17 games with 20+ points ... Blocked multiple shots in 37 games ... Tallied 18 double-doubles ... Scored 18 points with 15 rebounds and seven assists on 4/13 vs. LA Clippers ... Finished with 15 points, 10 rebounds, five blocks and four assists on 4/7 at Sacramento ... Tallied 21 points, a career-high five steals, four rebounds and two assists on 3/13 at LA Clippers ... Had 12 points, a season-high 11 assists, five rebounds and one block on 3/3 at Orlando ... Scored a season-high 28 points (10-15 FG) with seven rebounds, seven assists, two steals and two blocks on 1/28 at Philadelphia ... Finished with 12 points, a career-high eight blocks, six rebounds, three assists and three steals on 1/4 vs. Portland ... Recorded 15 points, six blocks, four assists and two rebounds on 12/12 at Phoenix ... Missed two games (3/23-3/25) due to an abdominal tear ... Playoffs: Appeared in 15 games (all starts), averaging 17.2 points, 8.5 rebounds, 3.2 assists and 2.2 blocks in 40.6 minutes ... Scored in double figures in all 15 games, including six 20-point games ... Tallied five double-doubles ... Had 23 points, 11 rebounds and a playoff career-high six blocks on 5/13 vs. Oklahoma City ... Finished with 24 points (9-14 FG), 13 rebounds, four assists and three blocks on 4/27 vs. LA Clippers

2011-12: (Memphis Grizzlies): NBA All-Star ... Appeared in 65 games (all starts), averaging 14.6 points, 8.9 rebounds, 3.1 assists, 1.9 blocks and 1.0 steal in 36.5 minutes ... Scored in double figures 51 times, including 16 games with 20+ points ... Blocked multiple shots 33 times, including four games with 5+ rejections ... Tallied 24 double-doubles ... Had 13 points, 15 rebounds, two assists, two steals and two blocks on 3/31 at Milwaukee ... Scored a season-high 28 points (11-17 FG) with eight rebounds, three blocks, one assist and one steal on 3/16 vs. Toronto ... Tallied 20 points, 11 rebounds, six blocks, five assists and one steal on 1/21 vs. Sacramento ... Scored 22 points (10-14 FG) with 12 rebounds, seven assists, one steal and one block on 1/18 at New Orleans ... Recorded 21 points, 11 rebounds, six blocks and two assists on 1/6 at Utah ... Finished with 14 points, 15 rebounds, three assists and two steals on 1/3 vs. Sacramento ... Missed one game (3/27) with a right ankle injury ... Playoffs: Appeared in seven games (all starts), averaging 15.1 points, 6.7 rebounds, 3.1 assists and 1.9 blocks in 37.3 minutes ... Scored in double figures five times, including two 20-point games ... Tallied one double-double

2010-11: (Memphis Grizzlies): Appeared in 81 games (all starts), averaging 11.7 points, 7.0 rebounds, 2.5 assists and 1.7 blocks in 31.9 minutes ... Shot 52.7 percent (364-691) from the field ... Scored in double figures 61 times, including four 20-point games ... Blocked multiple shots in 40 games ... Tallied 14 double-doubles ... Recorded 19 points (9-11 FG), eight rebounds, two assists and one block on 1/31 vs. Orlando ... Had 14 points, eight rebounds, five blocks and one assist on 1/29 vs. Washington ... Finished with 24 points, 16 rebounds, three blocks and two assists on 1/22 at Milwaukee ... Scored a season-high 26 points (12-13 FG) with seven rebounds, three assists, three steals and two blocks on 11/5 at Phoenix ... Missed one game (10/27) with a sprained left ankle ... Playoffs: Appeared in 13 games (all starts), averaging 15.0 points, 11.2 rebounds, 2.2 assists, 2.2 blocks and 1.1 steals in 39.9 minutes ... Shot 51.1 percent (72-141) from the field ... Scored in double figures 11 times, including three 20-point games ... Tallied six double-doubles ... Finished with 26 points, a postseason career-high 21 rebounds, three assists, two steals and one block on 5/9 vs. Oklahoma City ... Had 13 points, 10 rebounds, five blocks, three assists and two steals on 5/3 at Oklahoma City ... Recorded 24 points (9-10 FG), nine rebounds, three assists and two blocks on 4/17 at San Antonio

2009-10: (Memphis Grizzlies): Appeared in 69 games (all starts), averaging 14.6 points, 9.3 rebounds, 2.4 assists, 1.6 blocks and 1.0 steal in 35.8 minutes ... Shot 58.1 percent (378-651) from the field ... Scored in double figures 57 times, including 13 games with 20+ points ... Blocked multiple shots in 36 games ... Tallied 28 double-doubles ... Finished with 25 points, 13 rebounds, eight assists and one steal on 2/27 at New York ... Had 20 points (10-11 FG), seven rebounds, one assist and one block on 2/24 at Washington ... Recorded 25 points (10-16 FG), 16 rebounds, three steals, two blocks and one assist on 1/30 vs. New Orleans ... Scored a season-best 26 points with six assists, five rebounds, three steals and three blocks on 11/29 at LA Clippers ... Missed 13 games (3/16-3/24, 4/2-4/14) with a partially torn neck muscle

2008-09: (Memphis Grizzlies): Appeared in all 82 games (75 starts), averaging 11.9 points, 7.4 rebounds, 1.7 assists and 1.1 blocks in 30.7 minutes ... Shot 53.0 percent (350-661) from the field ... Scored in double figures in 56 games, including seven games with 20+ points and one 30-point contest ... Blocked multiple shots 22 times ... Tallied 17 double-doubles ... Scored a season-high 30 points (11-15 FG), 13 rebounds, three blocks and two assists on 3/7 vs. Philadelphia ... Registered 20 points, 10 assists, eight rebounds, three steals and three blocks on 3/4 at LA Clippers ... Tallied 22 points (9-12 FG), 15 rebounds and one steal on 2/25 at Indiana ... Had 10 points, five blocks, five rebounds, three assists and one steal on 2/4 vs. Houston ... Finished with 27 points (9-11 FG), 16 rebounds, three blocks, one assist and one steal on 11/3 vs. Golden State ... Made his NBA debut on 10/29 at Houston, finishing with 12 points, 12 rebounds, two blocks and one assist

INTERNATIONAL: Highly-decorated member of the Spanish National Team since 2006, helping the country earn nine medals – including to World Cup titles ... Won the 2019 FIBA World Cup, averaging 14.4 points, 5.5 rebounds and 4.1 assists in eight games ... Became just the second player to win an NBA title and a FIBA world gold medal in the same year, joining Lamar Odom (2010) ... Captured a bronze medal at 2017 FIBA EuroBasket, averaging 13.6 points, 7.2 rebounds and 2.3 assists in nine contests ... Competed in 2014 FIBA Basketball World Cup in front of a home crowd in Spain ... Posted 10.1 points, 6.3 rebounds and 3.2 assists in seven games during the tournament ... Earned a bronze at 2013 FIBA European Championships, averaging 13.9 points, 7.8 rebounds, 2.2 assists in 11 games ... Captured the silver medal at 2012 Summer Olympics in London, posting averages of 12.6 points, 4.8 rebounds and 2.1 assists in eight games ... Won the gold medal at 2011 FIBA European Championship, averaging 13.3 points, 7.3 rebounds and 2.0 assists in 11 contests ... Helped Spain to its first gold medal at the FIBA European Championship in 2009, averaging 6.7 points, 5.7 rebounds and 1.3 blocks in the tournament ... Captured the silver medal at 2008 Summer Olympics in Beijing, averaging 7.1 points and 4.6 rebounds in seven games ... Took silver at 2007 FIBA European Championship in Spain, averaging 4.3 points and 2.8 rebounds in nine contests ... Won 2006 FIBA World Championship, averaging 5.5 points and 3.3 rebounds in eight games

PERSONAL: Son of Marisa and Agusti Gasol... Married to wife Cristina... Older brother is Lakers Legend Pau Gasol, who played seven seasons in Los Angeles ... Younger brother is Adria ... Mother is a physician and father is a hospital administrator ... The Gasol family, including Marc, followed Pau to Memphis when he started his NBA career ... Played two seasons of high school basketball in Memphis for Lausanne (2001-03) before returning to Spain to play professionally for F.C. Barcelona ... Lausanne retired his jersey on Dec. 11, 2008 ... Together with Pau, launched Summer Kids Health Challenge in May 2013 ... The summer-long competition between Marc's team of kids and Pau's team in Los Angeles measured who could live a healthier summer ... The captain of the losing team would be forced to shave his beard; Marc's team won ... Volunteered in expeditions with the NGO Proactive Open Arms, rescuing refugees from the seas that arrive in Europe fleeing wars, persecution and poverty, in summer 2018 ... Hosted the 2012 Staxtacular event, a fundraiser benefit for the Stax Music Academy ... Donated \$14,000 – \$1,000 for each point scored on March 25, 2011 at Chicago – to the Japan Relief and Recovery Fund, helping the people of Japan recover from the devastating earthquake and tsunami of March 2011



MONTREZL HARRELL

Height: 6'8

Weight: 240

Born: 1/26/94 (Tarboro, NC)

High School: Hargrave Military Academy (Chatham, VA)

College: Louisville

Experience: 5 years pro

15

CAREER REGULAR SEASON STATISTICS

Year	Team	G	GS	MIN	FG	FGA	PCT	3FG	3FGA	PCT	FT	FTA	PCT	OFF	DEF	TOT	A	PF	DQ	STL	TO	BLK	PTS	AVG
15-16	HOU	39	1	379	58	90	.644	0	1	.000	24	46	.522	25	40	65	17	48	0	11	17	11	140	3.6
16-17	HOU	58	14	1064	225	345	.652	1	7	.143	76	121	.628	81	138	219	64	126	1	20	44	42	527	9.1
17-18	LAC	76	3	1293	348	548	.635	1	7	.143	139	222	.626	103	203	306	74	143	1	36	68	52	836	11.0
18-19	LAC	82	5	2158	546	888	.615	3	17	.176	266	414	.643	184	351	535	162	255	2	71	132	110	1361	16.6
19-20	LAC	63	2	1749	471	812	.580	0	18	.000	231	351	.658	163	282	445	107	146	0	39	108	72	1173	18.6
TOTALS		318	25	6643	1648	2683	.614	5	50	.100	736	1154	.638	556	1014	1570	424	718	4	177	369	287	4037	12.7

CAREER POSTSEASON STATISTICS

Year	Team	G	GS	MIN	FG	FGA	PCT	3FG	3FGA	PCT	FT	FTA	PCT	OFF	DEF	TOT	A	PF	DQ	STL	TO	BLK	PTS	AVG
15-16	HOU	2	0	12	1	3	.333	0	1	.000	1	2	.500	0	2	2	0	1	0	0	1	0	3	1.5
16-17	HOU	5	0	21	1	3	.333	0	0	---	3	6	.500	1	5	6	2	7	0	0	2	0	5	1.0
18-19	LAC	6	0	158	46	63	.730	0	1	.000	18	26	.692	12	21	33	13	19	0	3	8	4	110	18.3
19-20	LAC	13	0	243	47	82	.573	1	5	.200	41	68	.603	11	27	38	5	28	0	5	12	7	136	10.5
TOTALS		26	0	434	95	151	.629	1	7	.143	63	102	.618	24	55	79	20	55	0	8	23	11	254	9.8

CAREER HIGHS

REGULAR SEASON SINGLE-GAME HIGHS

Points	34, 1/5/20, LA Clippers vs. NY (3 times)
Minutes	44, 2/13/20, LA Clippers at Boston
Field Goals	14, 2/25/19, LA Clippers vs. Dallas
Field Goal Attempts	25, 11/6/19, LA Clippers vs. Milwaukee
Three-Point Field Goals	1, 3/12/19, LA Clippers vs. Port. (5 times)
Three-Point Attempts	3, 4/2/17, Houston at Phoenix
Free Throws	15, 11/19/18, LA Clippers at Atlanta
Free Throw Attempts	18, 11/19/18, LA Clippers at Atlanta
Offensive Rebounds	8, 11/18/19, LA Clippers vs. Oklahoma City
Defensive Rebounds	12, 12/1/19, LA Clippers vs. Washington
Rebounds	15, 12/1/19, LA Clippers vs. Washington
Assists	6, 11/14/19, LA Clippers at N.O. (4 times)
Steals	5, 11/19/18, LA Clippers at Atlanta
Blocks	5, 12/26/18, LA Clippers vs. Sac. (twice)

POSTSEASON SINGLE-GAME HIGHS

Points	26, 4/13/19, LA Clippers at Golden State
Minutes	33, 4/15/19, LA Clippers at Golden State
Field Goals	11, 4/24/19, Clippers at Golden St. (twice)
Field Goal Attempts	15, 4/13/19, LA Clippers at Golden State
Three-Point Field Goals	1, 8/25/20, LA Clippers vs. Dallas
Three-Point Attempts	2, 9/7/20, LA Clippers at Denver (twice)
Free Throws	7, 9/7/20, LA Clippers at Denver (twice)
Free Throw Attempts	10, 9/7/20, LA Clippers at Denver (twice)
Offensive Rebounds	5, 4/26/19, LA Clippers vs. Golden State
Defensive Rebounds	9, 8/25/20, LA Clippers vs. Dallas (twice)
Rebounds	11, 8/25/20, LA Clippers vs. Dallas
Assists	4, 4/21/19, LA Clippers vs. Golden State
Steals	2, 9/7/20, LA Clippers at Denver (3 times)
Blocks	3, 8/23/20, LA Clippers at Dallas

AT A GLANCE

- Former NBA Sixth Man Award winner (2020)
- Has appeared in 318 NBA games (25 starts) for the Clippers and Rockets
- Owns career averages of 12.7 points, 4.9 rebounds and 1.3 assists in 20.9 minutes
- Selected by the Houston Rockets with the 32nd overall pick in the 2015 NBA Draft

HOW ACQUIRED: Signed with the Lakers as a free agent on November 22, 2020

2019-20: (LA Clippers): NBA Sixth Man Award winner ... Appeared in 63 games (two starts), averaging 18.6 points, 7.1 rebounds, 1.7 assists and 1.1 blocks in 27.8 minutes ... Shot 58.0 percent (471-812) from the field ... Scored in double figures 59 times, including 24 games with 20+ points and five 30-point contests ... Tallied 12 double-doubles ... Scored a career-best-tying 34 points with six rebounds and three assists on 1/5 vs. New York ... Had 23 points, a career-best 15 rebounds, one assist, one steal and one block on 12/1 vs. Washington ... Tied his career-high with 34 points, 12 rebounds, two assists, two blocks and one steal on 11/24 vs. New Orleans ... Tallied 18 points, seven rebounds, a career-high-tying six assists, two steals and two blocks on 11/14 at New Orleans ... Finished with a career-best 34 points, 13 rebounds, five assists, one steal and one block on 11/6 vs. Milwaukee in his first start of the season ... Missed eight games (7/30-8/14) due to personal reasons and one game (12/28) due to an illness ... Playoffs: Appeared in 13 games, averaging 10.5 points and 2.9 rebounds in 18.7 minutes ... Shot 57.3 percent (47-82) from the field ... Scored in double figures eight times, including one 20-point game ... Tallied one double-double ... Scored 20 points with three rebounds on 9/15 vs. Denver ... Finished with 19 points, a postseason career-high 11 rebounds, one assist and one block on 8/25 vs. Dallas

CAREER: Former NBA Sixth Man Award winner (2020) ... Has appeared in 318 NBA games (25 starts) for the Clippers and Rockets ... Owns career averages of 12.7 points, 4.9 rebounds and 1.3 assists in 20.9 minutes ... Shot 61.4 percent (1648-2683) from the field ... Scored in double figures in 201 games, including 62 games with 20+ points and eight 30-point outings ... Has recorded double-digit rebounds 33 times ... Tallied 32 double-doubles ... Playoffs: Has appeared in 26 playoff games for the Clippers and Rockets, averaging 9.8 points and 3.0 rebounds in 16.7 minutes ... Shot 62.9 percent (95-151) from the field ... Scored in double figures 14 times, including four 20-point games ... Tallied two double-doubles ... NBA G League: Appeared in 12 games (all starts) for Rio Grande Valley, averaging 24.3 points, 9.3 rebounds, 3.3 assists, 2.4 blocks and 1.0 steal in 38.9 minutes ... Shot 53.3 percent (114-214) from the field ... Scored in double figures in all 12 games, including 11 games with 20+ points and two 30-point outings ... Tallied four double-doubles ... Career Transactions: Selected by the Houston Rockets with the 32nd overall pick in the 2015 NBA Draft ... Signed a multi-year contract with the Rockets on September 17, 2015 ... Acquired by the LA Clippers along with Patrick Beverley, Sam Dekker, Darrun Hilliard, DeAndre Liggins, Lou Williams, Kyle Wiltjer, cash considerations and a 2018 first round draft pick from the Rockets in exchange for Chris Paul on June 28, 2017 ... Signed as a free agent with the Clippers on July 24, 2018 ... Signed with the Los Angeles Lakers on November 22, 2020

2018-19: (LA Clippers): Appeared in all 82 games (five starts), averaging 16.6 points, 6.5 rebounds, 2.0 assists and 1.3 blocks in 26.3 minutes ... Became the third player in NBA history to average 16.5+ points and 6+ rebounds in under 27 minutes (T. Heinsohn, B. Cunningham) ... Shot 61.5 percent (546-888) from the field ... Scored in double figures 71 times, including 29 games with 20+ points and three 30-point games ... Tallied 17 double-doubles ... Scored a season-high 32 points (14-17 FG) with five rebounds, five assists and two blocks on 2/25 vs. Dallas ... Finished with 22 points, nine rebounds, a career-high-tying five blocks, two steals and one assist on 12/26 vs. Sacramento ... Tallied 20 points, 10 rebounds and one block in 19 minutes on 12/22 vs. Denver, becoming the first player in team history to tally 20 points and 10 rebounds in under 20 minutes ... Had 25 points, 11 rebounds, a career-high five steals, two blocks and one assist on 11/19 at Atlanta, becoming the only player in NBA history to tally such numbers off the bench ... Playoffs: Appeared in six games, averaging 18.3 points, 5.5 rebounds and 2.2 assists in 26.3 minutes ... Shot 73.0 percent (46-63) from the field ... Scored in double figures in all six appearances, including three 20-point games ... Tallied one double-double ... Had first postseason double-double on 4/15 at Golden State, finishing with 25 points (9-9 FG), 10 rebounds and two assists ... Scored a postseason career-high 26 points (11-15 FG) with five rebounds, two assists, two steals and two blocks in 30 minutes on 4/13 at Golden State

2017-18: (LA Clippers): Appeared in 76 games (three starts), averaging 11.0 points, 4.0 rebounds and 1.0 assist in 17.0 minutes ... Shot 63.5 percent (348-548) from the field, the third-best mark in the league ... Scored in double figures 43 times, including seven games with 20+ points ... Scored a season-high 26 points with eight rebounds, two assists and one steal on 3/6 vs. New Orleans ... Finished with 25 points (11-12 FG), six rebounds and one steal on 1/11 at Sacramento ... Had nine points, a season-best 10 rebounds, three assists and two blocks on 1/6 vs. Golden State ... DNP-CD six times (10/24-10/28, 11/5, 11/13, 11/22)

2016-17: (Houston Rockets): Appeared in 58 games (14 starts), averaging 9.1 points, 3.8 rebounds and 1.1 assists in 18.3 minutes ... Shot 65.2 percent (225-345) from the field ... Scored in double figures 25 times, including two 20-point games ... Tallied three double-doubles ... Finished with 15 points, a season-high 13 rebounds and one block on 4/10 at LA Clippers ... Had 12 points, eight rebounds, a career-high five blocks and four assists on 1/18 vs. Milwaukee ... Tallied 28 points (12-13 FG), five rebounds and one block on 1/8 at Toronto ... Scored a season-best 29 points (10-14 FG) with three assists, two rebounds, one steal and one block on 12/30 vs. LA Clippers ... Recorded first career double-double on 11/2 at New York, finishing with 17 points, 10 rebounds, three blocks and one steal ... DNP-CD 21 times ... Missed one game (11/19) with a left calf contusion and two games (3/28-3/30) for personal reasons ... Playoffs: Appeared in five games, averaging 1.0 point and 1.2 rebounds in 4.2 minutes

2015-16: (Houston Rockets): Appeared in 39 games (one start), averaging 3.6 points and 1.7 rebounds in 9.7 minutes ... Shot 64.4 percent (58-90) from the field ... Scored in double figures three times ... Finished with five points and two rebounds in first career start on 11/13 at Denver ... Scored a season-high 17 points with three rebounds and one block on 10/30 vs. Golden State ... Made his NBA debut on 10/28 vs. Denver, recording eight points, three rebounds and one assist in 16 minutes ... DNP-CD 21 times ... Missed two games (2/2-2/4) with an illness ... Playoffs: Appeared in two games, averaging 1.5 points and 1.0 rebound in 6.0 minutes ... NBA G League: (Rio Grande Valley Vipers): Appeared in 12 games (all starts), averaging 24.3 points, 9.3 rebounds, 3.3 assists, 2.4 blocks and 1.0 steal in 38.9 minutes ... Shot 53.3 percent (114-214) from the field ... Scored in double figures in all 12 games, including 11 games with 20+ points and two 30-point contests ... Tallied four double-doubles ... Scored a G League career-high 34 points with eight rebounds, four assists and two blocks on 1/25 vs. Austin ... NBA G League Playoffs: Played and started one game, totaling 26 points, six rebounds, three blocks, one assist and one steal on 4/9 at Austin

MONTREZL HARRELL

COLLEGE: NCAA Champion (2013) ... Karl Malone Award winner (2015) ... All-ACC First Team selection (2014) ... All-ACC Second Team honoree (2015) ... ACC's Most Improved Player (2014) ... Appeared in 112 games (75 starts), averaging 11.6 points, 6.9 rebounds and 1.1 blocks in 26.4 minutes ... Shot 58.6 percent (533-910) from the field ... Scored in double figures in 66 games, including 18 games with 20+ points and one 30-point outing ... Tallied 25 double-doubles ... 2014-15 (Louisville): Karl Malone Award winner ... All-ACC Second Team selection ... Appeared in 35 games (all starts), averaging 15.7 points, 9.2 rebounds, 1.4 assists and 1.2 blocks in 35.1 minutes ... Shot 56.6 percent (213-376) from the field ... Scored in double figures 29 times, including nine games with 20+ points and one 30-point contest ... Tallied 13 double-doubles ... Finished with 28 points (12-17 FG), 12 rebounds, a career-high five blocks, one assist and one steal on 2/11 vs. Pitt ... Had 19 points, a career-high 17 rebounds, two steals, two blocks and one assist on 12/14 vs. UNC Wilmington ... Scored a career-high 30 points with seven rebounds and two steals on 11/14 vs. Minnesota ... 2013-14 (Louisville): All-ACC First Team honoree ... ACC's Most Improved Player ... Appeared in 37 games (all starts), averaging 14.0 points, 8.4 rebounds, 1.3 blocks, 1.2 assists and 1.0 steal in 29.3 minutes ... Shot 60.9 percent (223-366) from the field, the best mark in the ACC ... Led the ACC in total rebounds (311) ... Scored in double figures 30 times, including eight games with 20+ points ... Tallied 12 double-doubles ... Scored a season-best 25 points with 12 rebounds, three steals, one assist and one block on 3/1 at Memphis ... 2012-13 (Louisville): NCAA Champion ... Appeared in 40 games (three starts), averaging 5.7 points and 3.6 rebounds in 16.2 minutes ... Shot 57.7 percent (97-168) from the field ... Scored in double figures in seven games, including one 20-point outing ... Had two points in 12 minutes in the title-clinching victory over Michigan on 4/8 ... Scored a season-high 20 points with seven rebounds and one block on 3/16 vs. Syracuse ... Finished with six points, four rebounds, one steal and one block in collegiate debut on 11/11 vs. Manhattan

PERSONAL: Name is pronounced Mon-TREZ HAIR-uhl ... Son of Samuel and Selena Harrell ... Has two younger brothers, Cadarius and Quatauis ... Lists his late grandmother as his biggest influence growing up, having introduced him to basketball ... Majored in sports medicine at Louisville ... Enjoys fishing and spending time with friends and family ... Played baseball, football and participated in track and field when he was growing up ... Helped lead Hargrave Military Academy to a 38-1 record and a spot in the national prep championship game as a senior ... Named MVP of the 2012 Jordan Brand Classic ... Helped lead Team USA to a gold medal in the FIBA U18 World Championship in 2012



TALEN HORTON-TUCKER

Height: 6'4

Weight: 233

Born: 11/25/00 (Chicago, IL)

High School: Simeon Career Academy (Chicago, IL)

College: Iowa State

Experience: 1 year pro

5

CAREER REGULAR SEASON STATISTICS

Year	Team	G	GS	MIN	FG	FGA	PCT	3FG	3FGA	PCT	FT	FTA	PCT	OFF	DEF	TOT	A	PF	DO	STL	TO	BLK	PTS	AVG
19-20	LAL	6	1	81	14	30	.467	4	13	.308	2	4	.500	2	5	7	6	10	0	8	6	1	34	5.7
TOTALS		6	1	81	14	30	.467	4	13	.308	2	4	.500	2	5	7	6	10	0	8	6	1	34	5.7

CAREER POSTSEASON STATISTICS

Year	Team	G	GS	MIN	FG	FGA	PCT	3FG	3FGA	PCT	FT	FTA	PCT	OFF	DEF	TOT	A	PF	DO	STL	TO	BLK	PTS	AVG
19-20	LAL	2	0	17	6	12	.500	2	5	.400	0	0	---	0	5	5	0	4	0	2	0	0	14	7.0
TOTALS		2	0	17	6	12	.500	2	5	.400	0	0	---	0	5	5	0	4	0	2	0	0	14	7.0

CAREER HIGHS

REGULAR SEASON SINGLE-GAME HIGHS

Points	14, 8/13/20, L.A. vs. Sacramento
Minutes	43, 8/13/20, L.A. vs. Sacramento
Field Goals	6, 8/13/20, Los Angeles vs. Sacramento
Field Goal Attempts	15, 8/13/20, L.A. vs. Sacramento
Three-Point Field Goals	2, 8/13/20, L.A. vs. Sacramento (twice)
Three-Point Attempts	5, 8/13/20, Los Angeles vs. Sacramento
Free Throws	2, 8/6/20, Los Angeles at Houston
Free Throw Attempts	4, 8/6/20, Los Angeles at Houston
Offensive Rebounds	1, 8/13/20, L.A. vs. Sacramento (twice)
Defensive Rebounds	3, 8/13/20, Los Angeles vs. Sacramento
Rebounds	4, 8/13/20, Los Angeles vs. Sacramento
Assists	3, 8/13/20, Los Angeles vs. Sacramento
Steals	4, 8/6/20, Los Angeles at Houston
Blocks	1, 8/8/20, Los Angeles at Indiana

POSTSEASON SINGLE-GAME HIGHS

Points	9, 9/12/20, Los Angeles vs. Houston
Minutes	10, 9/12/20, Los Angeles vs. Houston
Field Goals	4, 9/12/20, Los Angeles vs. Houston
Field Goal Attempts	7, 9/12/20, Los Angeles vs. Houston
Three-Point Field Goals	1, 9/12/20, L.A. vs. Houston (twice)
Three-Point Attempts	3, 9/10/20, Los Angeles at Houston
Free Throws	N/A
Free Throw Attempts	N/A
Offensive Rebounds	N/A
Defensive Rebounds	3, 9/12/20, Los Angeles vs. Houston
Rebounds	3, 9/12/20, Los Angeles vs. Houston
Assists	N/A
Steals	2, 9/10/20, Los Angeles at Houston
Blocks	N/A

AT A GLANCE

- Won 2020 NBA Championship with the Lakers after appearing in six games (one start) last season
- Averaged 5.7 points, 1.3 steals, 1.2 rebounds and 1.0 assist in 13.5 minutes per game in first professional season
- Logged averages of 18.1 points, 6.2 rebounds, 4.0 assists and 1.4 steals in 38 games (all starts) with the South Bay Lakers in 2019-20
- Selected by the Orlando Magic with the 46th overall pick in the 2019 NBA Draft

TALEN HORTON-TUCKER

HOW ACQUIRED: Acquired by the Lakers from the Magic in exchange for a 2020 second round draft pick and cash considerations (Selected by the Orlando Magic with the 46th overall pick of the 2019 NBA Draft)

2019-20: (Los Angeles Lakers): NBA Champion ... Appeared in six games (one start), averaging 5.7 points, 1.3 steals, 1.2 rebounds and 1.0 assist in 13.5 minutes per game ... Made first NBA start 8/13 vs. Sacramento, finishing with a career-high 14 points, four rebounds, three assists and three steals in 34 minutes ... In 19 minutes 8/6 at Houston, recorded 10 points (4-6 FG), two rebounds and a career-high four steals ... Made NBA debut 12/8 vs. Minnesota, appearing in two minutes ... Missed three games due to stress reaction, right foot (10/22-10/27) and 50 games due to G League assignment (11/1-11/5, 11/12-12/6, 12/17-12/19, 12/28-1/5, 1/10-3/10) ... DNP-CD five times (10/29, 11/8-11/10, 12/11-12/13) ... Inactive-CD seven times (12/15, 12/25, 1/7, 7/30-8/5) ... Playoffs: Appeared in two games, averaging 7.0 points, 2.5 rebounds and 1.0 steal in 8.5 minutes ... Made NBA Playoff debut 9/10 at Houston, finishing with five points, two rebounds and two steals in seven minutes ... DNP-CD four times and Inactive-CD 15 times ... (NBA G League) Appeared in 38 games (all starts) for the South Bay Lakers, averaging 18.1 points, 6.2 rebounds, 4.0 assists and 1.4 steals in 29.9 minutes per game ... Scored in double figures in 32 contests, including 17 20-point games and four outings with 30+ ... Tallied four double-doubles ... Scored a career-high 37 points 1/18 at Memphis

COLLEGE: 2018-19 (Iowa State): Big-12 All-Freshman selection ... Two-time Big-12 Newcomer of the Week ... All-Big-12 Honorable Mention ... Started 34 of 35 games, averaging 11.8 points, 4.9 rebounds, 2.3 assists and 1.3 steals in 27.2 minutes per game ... Scored in double figures in 19 games, including six games with 20+ points ... Scored a career-high 26 points with 14 rebounds, 6 assists, 1 steal and 3 blocks on 11/20 vs. Illinois ... Had multiple steals in 11 games, including a career-high five steals twice ... Made at least two 3FG in 14 games, including a career-high six triples once ... Tallied one career double-double

PERSONAL: Son of Shirley Horton and the late Marlin Tucker ... Was the fourth youngest player in Division I basketball last season ... As a senior at Simeon Career Academy, averaged 20.4 points, 8.3 rebounds and 3.0 blocks ... Led Simeon to three-straight City Championships ... USA Today All-USA Boys Basketball Third-Team All-American ... USA Today Illinois Player of the Year and All-USA Illinois Boys Basketball First-Team Selection ... Chicago Sun-Times Player of the Year, All-Area and All-City First Team ... Had #5 jersey retired at St. Matthias Elementary School



LEBRON JAMES

Height: 6'9
Weight: 250
Born: 12/30/84 (Akron, OH)
High School: St. Vincent St. Mary (Akron, OH)
Experience: 17 years pro

23

CAREER REGULAR SEASON STATISTICS

Year	Team	G	GS	MIN	FG	FGA	PCT	3FG	3FGA	PCT	FT	FTA	PCT	OFF	DEF	TOT	A	PF	DO	STL	TO	BLK	PTS	AVG
03-04	CLE	79	79	3122	622	1492	.417	63	217	.290	347	460	.754	99	333	432	465	149	0	130	273	58	1654	20.9
04-05	CLE	80	80	3388	795	1684	.472	108	308	.351	477	636	.750	111	477	588	577	146	1	177	262	52	2175	27.2
05-06	CLE	79	79	3361	875	1823	.480	127	379	.335	601	814	.735	75	481	556	521	181	0	123	260	66	2478	31.4
06-07	CLE	78	78	3190	772	1621	.476	99	310	.319	489	701	.698	83	443	526	470	171	1	125	250	55	2132	27.3
07-08	CLE	75	74	3027	794	1642	.484	113	359	.315	549	771	.712	133	459	592	539	165	1	138	255	81	2250	30.0
08-09	CLE	81	81	3054	789	1613	.489	132	384	.344	594	762	.780	106	507	613	587	139	0	137	241	93	2304	28.4
09-10	CLE	76	76	2966	768	1528	.503	129	387	.333	593	773	.767	71	483	554	651	119	0	125	261	77	2258	29.7
10-11	MIA	79	79	3063	758	1485	.510	92	279	.330	503	663	.759	80	510	590	554	163	0	124	284	50	2111	26.7
11-12	MIA	62	62	2326	621	1169	.531	54	149	.362	387	502	.771	94	398	492	387	96	0	115	213	50	1683	27.1
12-13	MIA	76	76	2877	765	1354	.565	103	254	.406	403	535	.753	97	513	610	551	110	0	129	226	67	2036	26.8
13-14	MIA	77	77	2902	767	1353	.567	116	306	.379	439	585	.750	81	452	533	844	126	1	121	270	26	2089	27.1
14-15	CLE	69	69	2493	624	1279	.488	120	339	.354	375	528	.710	51	365	416	511	135	0	109	272	49	1743	25.3
15-16	CLE	76	76	2709	737	1416	.520	87	282	.309	359	491	.731	111	454	565	514	143	0	104	249	49	1920	25.3
16-17	CLE	74	74	2794	736	1344	.548	124	342	.363	358	531	.674	97	542	639	646	134	2	92	303	44	1954	26.4
17-18	CLE	82	82	3026	857	1580	.542	149	406	.367	388	531	.731	97	612	709	747	136	0	116	347	71	2251	27.5
18-19	LAL	55	55	1937	558	1095	.510	111	327	.339	278	418	.665	57	408	465	454	94	0	72	197	33	1505	27.4
19-20	LAL	67	67	2316	643	1303	.493	148	425	.348	264	381	.693	66	459	525	684	118	0	78	261	36	1698	25.3
TOTALS		1265	1264	48550	12481	24781	.504	1875	5453	.344	7404	10082.734	1509	7896	9405	9346	2325	6	2015	4424	957	34241	27.1	

CAREER POSTSEASON STATISTICS

Year	Team	G	GS	MIN	FG	FGA	PCT	3FG	3FGA	PCT	FT	FTA	PCT	OFF	DEF	TOT	A	PF	DO	STL	TO	BLK	PTS	AVG
05-06	CLE	13	13	604	146	307	.476	21	63	.333	87	118	.737	22	83	105	76	44	0	18	65	9	400	30.8
06-07	CLE	20	20	893	166	399	.416	21	75	.280	148	196	.755	26	135	161	159	40	0	34	66	10	501	25.1
07-08	CLE	13	13	552	113	275	.411	18	70	.257	122	167	.731	16	86	102	99	33	0	23	54	17	366	28.2
08-09	CLE	14	14	580	159	312	.510	27	81	.333	149	199	.749	19	109	129	102	30	0	23	38	12	494	35.3
09-10	CLE	11	11	460	106	211	.502	20	50	.400	88	120	.733	15	87	102	84	23	0	19	42	20	320	29.1
10-11	MIA	21	21	922	174	373	.466	30	85	.353	119	156	.763	34	142	176	123	56	0	35	66	25	497	23.7
11-12	MIA	23	23	983	251	502	.500	22	85	.259	173	234	.739	54	170	224	129	47	1	43	81	16	697	30.3
12-13	MIA	23	23	960	212	432	.491	36	96	.375	136	175	.777	37	156	193	152	43	1	41	70	18	596	25.9
13-14	MIA	20	20	763	192	340	.565	35	86	.407	129	160	.806	14	127	141	95	46	0	36	61	11	548	27.4
14-15	CLE	20	20	844	227	544	.417	25	110	.227	122	167	.731	37	189	226	169	58	0	33	82	21	601	30.1
15-16	CLE	21	21	822	219	417	.525	32	94	.340	82	124	.661	42	158	200	160	54	0	49	75	27	552	26.3
16-17	CLE	18	18	744	217	384	.565	44	107	.411	113	162	.698	19	145	164	141	43	0	35	72	23	591	32.8
17-18	CLE	22	22	922	275	510	.539	39	114	.342	159	213	.746	31	169	200	198	52	0	30	94	23	748	34.0
19-20	LAL	21	21	762	214	382	.560	44	119	.370	108	150	.720	28	198	226	184	40	0	26	84	18	580	27.6
TOTALS		260	260	10812	2671	5388	.496	414	1235	.335	1735	2341.741	394	1954	2348	1871	609	2	445	950	250	7491	28.8	

LEBRON JAMES

CAREER HIGHS

REGULAR SEASON SINGLE-GAME HIGHS

Points	61, 3/3/14, Miami vs. Charlotte
Minutes	55, 11/29/03, Cleveland vs. Memphis
Field Goals	23, 11/3/17, Cleveland at Washington
Field Goal Attempts	36, 3/20/05, Cleveland at Toronto
Three-Point Field Goals	8, 3/3/14, Miami vs. Charlotte (twice)
Three-Point Attempts	13, 3/5/08, Cleveland at New York (3 times)
Free Throws	24, 3/12/06, Cleveland at Miami
Free Throw Attempts	28, 3/12/06, Cleveland at Miami
Offensive Rebounds	7, 3/20/13, Miami at Cleveland (twice)
Defensive Rebounds	17, 4/14/05, Cleveland vs. New York
Rebounds	19, 1/11/08, Cleveland vs. Charlotte
Assists	19, 1/15/20, L.A. vs. Orlando (twice)
Steals	7, 12/13/04, Cleveland at Memphis
Blocks	5, 3/16/04, Cleveland vs. Chicago (twice)

POSTSEASON SINGLE-GAME HIGHS

Points	51, 5/31/18, Cleveland at Golden State
Minutes	53, 5/5/06, Cleveland at Washington
Field Goals	20, 5/20/09, Cleveland vs. Orlando
Field Goal Attempts	38, 6/4/15, Cleveland at Golden State
Three-Point Field Goals	7, 4/30/06, Cleveland at Washington
Three-Point Attempts	12, 5/7/17, Cleveland at Toronto (3 times)
Free Throws	18, 5/30/12, Miami vs. Boston (twice)
Free Throw Attempts	24, 5/30/12, Miami vs. Boston (twice)
Offensive Rebounds	8, 5/24/15, Cleveland vs. Atlanta
Defensive Rebounds	16, 6/6/13, Miami vs. San Antonio (twice)
Rebounds	19, 5/13/10, Miami at Boston
Assists	16, 8/18/20, Los Angeles vs. Portland
Steals	6, 5/15/12, Miami vs. Indiana
Blocks	5, 5/7/11, Miami at Boston

AT A GLANCE

- Four-time NBA Champion and NBA Finals MVP (2012, 2013, 2016, 2020)
- Four-time NBA Most Valuable Player (2009, 2010, 2012, 2013)
- Has appeared in 1,265 NBA games (1,264 starts) for the Lakers, Cavaliers and Heat
- Owns career averages of 27.1 points, 7.4 rebounds, 7.4 assists and 1.6 steals in 38.4 minutes per game
- 16-time NBA All-Star and three-time All-Star Game MVP
- 16-time All-NBA honoree, including a league-record 13 First Team selections
- Two-time Olympic gold medal winner with Team USA
- Selected by the Cleveland Cavaliers with the first overall selection in the 2003 NBA Draft

HOW ACQUIRED: Re-signed with the Lakers on December 3, 2020

2019-20: (Los Angeles Lakers): NBA Champion ... All-NBA First Team selection ... Earned NBA assists title for first time in his career ... Named as an NBA Western Conference All-Star starter, his 16th career all-star selection ... Appeared in 67 games (all starts), averaging 25.3 points, 7.8 rebounds, 10.2 assists and 1.2 steals in 34.6 minutes per game ... Named Western Conference Player of the Month in consecutive months (January/February) and Player of the Week three times this season (12/16, 1/5, 3/9) ... Owns 46 double-doubles (6th in NBA) and 13 triple-doubles (2nd in NBA) this season ... Led the NBA in assists (684), assist average (10.2) and double-digit assist games (39) ... Scored in double figures in each appearance this season, including 53 20+ games, 21 30+ performances and one 40+ point game ... The Lakers started the season with a 20-0 record when James scored 30 or more points, the most such wins without a loss in NBA history (finished 20-1 after 8/8 loss at IND) ... Possesses an NBA record double-digit scoring streak that stands at 995 regular season games ... With a win 7/30 vs. LAC, James broke a tie with Kobe Bryant and Clifford Robinson for ninth place on the NBA's regular season win list (837) ... Had 37 points (season-high 12-15 FT), eight rebounds, eight assists and three steals 3/6 vs. MIL ... With his seventh point in the contest, James became the third player in NBA history to total 34,000 career points ... Logged season-high 40 points (17-27 FG, 5-11 3FG), eight rebounds, six assists and one block 2/25 vs. NOP, his first 40+ game since December 2018 (12/5 vs. SAS) ... With second free throw 2/10 vs. PHX, passed Michael Jordan for fifth on the NBA all-time free throws made list ... Had 18 points, a game-high 15 assists, nine rebounds and two steals 2/6 vs. HOU ... In that game, recorded his 2,000th career steal at the 5:25 mark of the first quarter, becoming the second active player and the 13th player in NBA history to reach that mark ... Finished with a 36 points (6-9 3FG), seven rebounds and nine assists 2/4 vs. SAS, while setting season highs in single-quarter points (19, 4th) and single-half points (25, 2nd) ... It was the first contest since March 18, 2014 at Cleveland in which James has made at least five threes in a quarter ... With a driving layup at the 7:22 mark of the third quarter 1/24 at PHI, took sole possession of third place on the NBA's all-time points list ... Finished with a career-high-tying 19 assists, 19 points and three rebounds 1/15 vs. ORL ... His 19 assists were the most in the NBA this season and the most by a Lakers player since Jan. 5, 1997 (N. Van Exel, 23 at Vancouver) ... With his third assist 1/13 vs. CLE, James surpassed Isaiah Thomas for sole possession of eighth place on the NBA's all-time assists list ... Had 35 points, 16 rebounds and seven assists 1/10 at DAL, becoming the first Lakers player with that line in a game since Shaquille O'Neal in March 2001 ... In that contest, moved past Michael Jordan for fourth on the NBA's all-time field goals list ... With his second steal in the contest, James surpassed Allen Iverson for 13th on the NBA's all-time steals list 1/7 vs. NYK ... Finished with 21 points, 14 rebounds and 11 assists 1/5 vs. DET for his ninth triple-double of the season and the 90th of his career ... Had 17 points, 15 assists, eight rebounds and two steals 1/3 vs. NOP, his third game with 15+ assists this season ... His eight assists in the first quarter tied for the NBA's single-quarter high this season (joining Luka Doncic, Jamal Murray and Nickell Alexander-Walker) ... Finished with 31 points, 13 rebounds and 12 assists for his eighth triple-double of the season 1/1 vs. PHX ... In notching fourth assist of 13 assists 12/29 vs. DAL, became ninth player in NBA history with 9,000 career assists ... Is now the only player all-time with at least 9,000 career assists and rebounds ... Finished with 33 points and 14 assists 11/25 at SAS, becoming the first Lakers player in franchise history to record that line in less than 36 minutes ... In that game, surpassed Peja Stojakovic for 18th on the NBA's all-time three-pointers list ... Had 23 points and 14 assists 11/22 at OKC, his seventh consecutive game with 10+ assists ... It is the longest streak of his career with double-digit assists, and he is the first Lakers player to do so since Magic Johnson in 1991-92 ... Had 25 points, a team-high 11 rebounds and team-high-tying 10 assists for his fifth triple-double of the season 11/19 vs. OKC ... By tallying a triple-double against OKC, he became the first player in league history to record a triple-double against all 30 current NBA franchises ... Finished with 29 points and 11 assists, including a pair of lead-clinching free throws with 5.5 seconds remaining in regulation, on 11/15 vs. SAC ... Scoring 25 points 11/8 vs. MIA, registered 1,000th career 20-point game, trailing only Karl Malone (1,134) and Kareem Abdul-Jabbar (1,122) all-time ... Had third consecutive triple-double 11/5 at CHI (30p/10r/11a), recording three straight for the third time in his career and becoming the first Lakers player to do so since Magic Johnson in 1987 ... In that game, passed John Havlicek for 13th on the NBA's all-time minutes list ... Notched second consecutive triple-double 11/3 at SAS, finishing with 21 points, 11 rebounds and 13 assists ... Became first Lakers player with consecutive triple-doubles since Lamar Odum in 2006 ... Recorded first triple-double of the season 11/1 at DAL with a then-season-high 39 points, 12 rebounds, 16 assists and four steals ... Became the first player to finish with those totals in a single game since steals became an official stat in 1973-74 ... At 34 years of age, was second-oldest person in NBA history (34 years-306 days) to record a 35-point triple-double (trailing only Larry Bird, 3/15/92, 35 years-99 days) ... Scored 23 points (5-7 FT) with eight assists 10/29 vs. MEM, tying Jerry West for seventh place on the NBA's all-time free throws list ... In Lakers home-opener, scored 32 points with 10 assists and seven rebounds, marking the most points scored by a Lakers player in a home-opener since Oct. 27, 2009 (Kobe Bryant, 33 points) ... It was also the first 30-point double-double in a Lakers home-opener since Halloween 2006 (Odum - 34 pts, 13 reb) ... In season-opener 10/22 at LA Clippers, totaled 18 points, 10 rebounds and eight assists ... Missed one game due to thoracic muscle strain (12/22), one game due to flu-like symptoms (1/11) and two game due to

groin soreness (2/27, 8/6) ... Playoffs: Appeared in 21 NBA Playoff games (all starts), averaging 27.6 points, 10.8 rebounds, 8.8 assists and 1.2 steals in 36.3 minutes ... Scored in double figures 21 times, including 18 20+ games, eight 30-point contests and one 40+ game ... Had 28 points, 14 rebounds, 10 assists and one steal in title-clinching win 10/11 at MIA ... Logged fifth triple-double of the 2020 NBA Playoffs, the most such games in a single postseason throughout his career, and was the third time that James has recorded a triple-double in a Finals-clinching win (most all-time) ... Earned NBA Finals MVP award for the fourth time in his career, becoming the first player in NBA history to win the award with three different franchises ... Also joined Michael Jordan as the only players to win four Finals MVP awards and four regular season MVP awards ... Joined Kareem Abdul-Jabbar, Jordan and Bill Russell as the only players in league history to win four championships and four regular season MVP awards ... Is one of four players to win an NBA championship with three franchises (D. Green, R. Horry, J. Salley) ... Had season playoff-high 40 points (15-21 FG, 6-9 3FG), 13 rebounds, seven assists and three steals in 42 minutes 10/9 vs. MIA, marking the eighth time he has scored at least 40 points in an NBA Finals game ... The performance marked his fifth Finals game win with at least 40 points and 10 rebounds, tying Shaquille O'Neal for most such games in NBA history ... James (35 years, 284 days old) passed Michael Jordan (35-117) as the oldest player to score at least 40 points in an NBA Finals game ... In that game appeared in the 259th playoff game of his career, tying Derek Fisher for most in NBA history ... With second assist 10/4 at MIA, passed John Stockton for second on NBA's playoff assists list ... Had 33 points (14-25 FG), nine rebounds, nine assists, one steal and one block 10/2 vs. MIA, becoming the first player since at least 1983-84 to tally 30+ points and nine assists without committing a turnover in the postseason ... Had 25 points (9-17 FG), 13 rebounds, nine assists and one steal 9/30 vs. MIA ... In what was his 50th NBA Finals game, tied Earvin "Magic" Johnson for sixth-most appearances all-time ... Had game highs in points (38), rebounds (16) and assists (10) in close-out win 9/26 vs. DEN for fourth triple-double of the 2020 NBA Playoffs ... In that game, joined James Worthy as the only Lakers players to finish with 35+ points, 15+ rebounds and 10+ assists in a playoff game (6/21/88 vs. DET) ... Became NBA's all-time leader in postseason wins 9/8 at HOU, passing Derek Fisher with his 162nd play-off win ... In that game, had 36 points, seven rebounds, five assists and four blocks, marking his fourth playoff game with at least four blocks and passing Julius Erving for 12th on the NBA's all-time playoff blocks list ... With his first three-pointer 9/6 vs. HOU, passed Ray Allen for second on the NBA's all-time playoff 3FG list ... With a series win against Portland, James improved to a perfect 14-0 in the first round of the NBA Playoffs ... Notched 36 points (14-19 FG), 10 rebounds, 10 assists, one steal and one block 8/29 vs. POR, becoming the third Lakers player to have a 30-point triple-double in the postseason and first since James Worthy in 1988 ... Finished with 30 points (10-12 FG), 10 assists and six rebounds 8/24 at POR ... In that game became first player in NBA history to score 7,000 career playoff points and the first Laker with consecutive 30-point double-doubles since Kobe Bryant in 2010 ... Recorded 38 points, a game-high 12 rebounds, eight assists and two steals 8/22 at POR, moving to third on the NBA's all-time playoff three-pointers list (passing Klay Thompson) and second on the all-time playoff victories list (passing Tim Duncan) ... Finished with 10 points, six rebounds and seven assists 8/20 vs. POR, the fewest points he's ever scored in a postseason victory ... Totaled 23 points, 17 rebounds and a playoff career-high 16 assists in Lakers playoff debut 8/18 vs. POR, becoming the first player to finish with at least 20 points, 15 rebounds and 15 assists in an NBA Playoff game ... The performance marked his 24th career playoff triple-double (second all-time) ... Became the first player in NBA history to earn a triple-double in a postseason debut with multiple teams (previously 4/22/06 vs. WAS) and is one of four players to do so at least once ... Joined Magic Johnson as only Lakers players to tally a triple-double in their Lakers playoff debut (4/8/80 vs. PHX)

CAREER: Four-time NBA Champion (2012, 2013, 2016, 2020) ... Four-time NBA Most Valuable Player (2009, 2010, 2012, 2013) ... Four-time NBA Finals MVP (2012, 2013, 2016, 2020) ... NBA Rookie of the Year (2003) and unanimous All-Rookie First Team selection ... Helped lead the United States to gold medals at the 2008 Beijing and 2012 London Olympics and to a bronze medal at the 2004 Athens Olympics ... 16-time All-NBA honoree (First Team in 2006, 2008-18, 2020; Second Team in 2005 and 2007; Third Team in 2019) ... Has been named to the NBA's All-Defensive Team six times (First Team in 2009-13; Second Team in 2014) ... Named a starter for the NBA All-Star Game in each of the last 16 seasons (2005-2020), averaging 24.1 points, 6.3 rebounds, 5.9 assists and 1.2 steals in 28.8 minutes ... Earned All-Star Game MVP honors in 2006, 2008 and 2018 ... Has been selected Eastern Conference Player of the Month 38 times and has been named Eastern Conference Player of the Week 61 times ... Named Western Conference Player of the Month twice and Western Conference Player of the Week three times ... Captured the 2007-08 NBA scoring title and the 2019-20 assists title ... Three-time Sports Illustrated Sportsman of the Year (2012, 2016 and 2020) ... USA Basketball 2012 Male Athlete of the Year ... J. Walter Kennedy Citizenship Award winner (2016) ... Has appeared in 1,265 NBA games (1,264 starts) for the Lakers, Cavaliers and Heat ... Owns career averages of 27.1 points, 7.4 rebounds, 7.4 assists and 1.6 steals in 38.4 minutes, while shooting 50.4 percent from the field, 34.4 percent from three-point range and 73.4 percent from the free throw line ... Ranks fourth on the NBA's all-time scoring average list (27.10), fifth in triple-doubles (94), third in points (34,241), fourth in field goals made (12,481), fifth in free throws made (7,404), eighth in assists (9,346), eighth in minutes (48,550), 13th in steals (2,015) and 15th in three-point field goals made (1,875) ... Only player in NBA history to rank in the Top 10 in all-time points scored and assists ... Also has the most assists among all frontcourt players in NBA history ... Has scored in double figures in 1,257 games, including an NBA-record 995 consecutive times, a streak that began on January 6, 2007 ... Has scored 20+ points in 1,046 games, 30+ in 466 games, 40+ 65 times, 50+ in 12 games and one 60-point game ... Owns 94 career triple-doubles and 489 career double-doubles ... Has averaged at least 25.0 points in an NBA-record 16 consecutive seasons (2004-2020) ... Is the Cleveland Cavaliers' all-time leader in games (849), minutes (33,130), field goals made (8,369), three-point field goals made (1,251), free throws made (5,130), defensive rebounds (5,156), total rebounds (6,190), assists (6,228), steals (1,376) and points (23,119) ... Has missed just 102 games through 17 professional seasons ... Playoffs: Has appeared in 260 playoff games (all starts) for the Lakers, Cavaliers and HEAT, averaging 28.8 points, 9.0 rebounds, 7.2 assists, 1.7 steals and 1.0 blocks in 41.6 minutes while shooting 49.6 percent from the field, 33.5 percent from three-point range and 74.1 percent from the free throw line ... Is the NBA Playoffs all-time leader in wins (172), games played (260), points (7,491), field goals (2,671), free throws (1,735), steals (445) and minutes (10,811) ... Ranks second on the NBA's all-time playoff list in triple-doubles (28), second in three-point field goals made (414), second in assists (1,871), fifth in scoring average (28.81), sixth in rebounds (2,348), sixth in double-doubles (128) and 11th in blocks (250) ... Tallied 28 triple-doubles and 128 double-doubles ... Scored in double figures in an NBA playoff-record 258 games, including an NBA playoff-record 232 games with 20+ points, an NBA playoff-record 118 games with 30+ points, 28 games with 40+ and one 50-point game ... Played in eight consecutive NBA Finals (2011-2018) ... Has posted an all-time series record of 14-0 in the First Round ... Career Transactions: Selected by the Cleveland Cavaliers with the first overall selection in the 2003 NBA Draft ... Acquired by the Miami Heat in exchange for a 2011 second round draft pick, a 2012 second round draft pick, a 2013 first round draft pick and a 2016 first round draft pick on July 10, 2010 ... Signed as a free agent with the Cavaliers on July 12, 2014 ... Re-signed with the Cavaliers on July 20, 2015 ... Re-signed with the Cavaliers on August 12, 2016 ... Signed as a free agent with the Los Angeles Lakers on July 9, 2018 ... Re-signed with the Lakers on December 3, 2020

2018-19: (Los Angeles Lakers): All-NBA Third Team selection ... Was an All-Star starter for an NBA-record 15th consecutive season ... Appeared in 55 games (all starts), averaging 27.4 points, 8.5 rebounds, 8.3 assists and 1.3 steals in 35.2 minutes ... Recorded eight triple-doubles (T-4th in NBA) and 32 double-doubles ... Scored in double figures in each game this season, including 48 20+ games, 15 30+ contests, three 40-point games and one 50-point performance ... Possesses an NBA record double-digit scoring streak that stands at 928 regular season games ... Climbed to fourth place on the NBA's all-time scoring list (32,543), fifth place on the NBA's all-time FGM list (11,838), eighth on the NBA's all-time free throws made list (7,140), 10th place on the NBA's all-time assists list (8,662) and 19th place on the NBA's all-time three-pointers made list (1,798) ... Also ranks fifth all-time in career triple-doubles (81) ... Led the Lakers in points, scoring average, field goals made and attempted, free throws made and attempted, defensive rebounds and assists ... Led the team in

LEBRON JAMES

scoring 40 times, rebounds 24 times, assists 33 times, steals 21 times, blocks eight times and minutes 26 times ... Had eighth triple-double of season 3/24 vs. SAC, totaling a game-high-tying 29 points with 11 rebounds and 11 assists ... Scored a game-high 31 points with seven rebounds and seven assists in 31 minutes 3/6 vs. DEN ... With his 13th point in that contest, coming with a driving layup at the 5:38 mark of the second quarter, surpassed Michael Jordan for fourth place on the NBA's all-time scoring list ... With his fourth field goal 3/2 at PHX, surpassed Kobe Bryant for fifth place on the NBA's career field goals list ... Had 25th double-double of season (33 points/10 assists) 2/27 vs. NOP, his 75th career 30-10 game ... Recorded sixth triple-double of season and 79th of career (24 points/12 rebounds/11 assists) 2/25 at MEM ... In that game, passed Andre Miller for 10th place on the NBA's all-time assists list and Wilt Chamberlain for fifth place on the all-time triple-doubles list ... Tallied fifth triple-double of season (28p/11r/16a) 2/12 at ATL ... In that game, his season-high 16 assists were the most by a Lakers player since 2015 (K. Bryant, 17, 1/15/15 vs. CLE) ... Recorded fourth triple-double of season 2/7 at BOS with 28 points, 12 rebounds and 12 assists ... Became fifth player in NBA history to reach the 32,000-points mark 2/5 at IND ... In return from longest absence of his career, had 24 points, a season-high-tying 14 rebounds and nine assists in overtime win 1/31 at LAC ... Had third triple-double as a Laker with 22 points, 12 rebounds and a then-season-high-tying 14 assists 12/21 vs. NOP ... Tallied 36 points, 13 rebounds and eight assists 12/18 at BKN, good for his 14th double-double this season ... Finished with 24 points, 12 rebounds and 11 assists in 30 minutes 12/15 at CHA, good for his second triple-double of the season ... Had 28 points, a game-high 12 assists and nine rebounds 12/10 vs. MIA, passing Paul Pierce for 10th place on the NBA's all-time list of career games with 10+ points ... Finished with 42 points, five rebounds, six assists and two steals in 40 minutes 12/5 vs. SAS, his third 40+ game as a Laker ... Scored 20 fourth-quarter points and was the first Lakers player to score at least 20 points in a quarter since December 2016 (21, L. Williams, 12/3/16 @ Memphis) ... Recorded 38 points, nine rebounds, seven assists and two steals in win 11/29 vs. IND ... With the scoring output, James recorded his 436th career 30-point game, moving past Karl Malone for third place on the NBA's all-time list of 30-point games ... Tallied 32 points with a season-best 14 rebounds and seven assists 11/21 at CLE, his first game against the Cavaliers as a Lakers player ... Scored a season-high 51 points, including a season-best six 3FG, with eight rebounds, three assists and two steals 11/18 at MIA, the first 50-point performance by a Laker since K. Bryant's final game (60, 4/13/16 vs. UTA) ... With his 12th career 50+ game, passed Allen Iverson for sixth on the NBA's all-time 50-point games list ... Joined Bryant as only players to tally 50+ points in 16th season or later ... Finished with 44 points (13-19 FG), 10 rebounds, nine assists and season-best three blocks 11/14 vs. POR ... With a three-point play at the 3:55 mark of the fourth quarter, passed former Lakers star W. Chamberlain for fifth on the NBA's all-time scoring list ... It was the first time in his career that he has recorded a 44-10-9-3 game, also becoming the first player in Lakers history to match those totals ... It was his first 40-point game as a Laker and the first 40-point performance by a Lakers player since D. Russell (40, 3/19/17 vs. CLE) ... Also recorded 900th career block against the Trail Blazers, joining K. Abdul-Jabbar, D. Nowitzki and K. Malone as the only players to have at least 30,000 points and that many blocks in a career ... Scored a game-high 26 points, including victory-sealing putback dunk with 15.3 seconds remaining, 11/11 vs. ATL ... Became first player in Lakers history to total at least 250 points (268), 75 rebounds (76) and 75 assists (77) in first 10 games of the season, joining O. Robertson and R. Westbrook as the only players to do it more than once in a career ... Finished with 35 points, 11 rebounds and two steals 10/27 @ SAS ... In that contest, moved to sixth on NBA's all-time scoring list to become NBA's active scoring leader ... Recorded first triple-double as a Laker with 28 points, 11 assists and 11 rebounds 10/25 vs. DEN ... Became the first Lakers player since 2014 to tally a 20-point triple-double (K. Bryant, 12/30/14 @ DEN) ... Scored 32 points, eight rebounds and 14 assists 10/22 vs. SAS, his first 30+ performance as a Laker ... Became first Lakers player to match those totals since 2004 (K. Bryant, 12/17/04 vs. WAS) ... In Lakers debut, totaled 26 points, 12 rebounds, six assists and one steal 10/18 at POR, becoming one of nine Lakers to have 25-10-5 in a season-opener ... Earned the Offseason NBA Community Assist Award on 10/25/18 in recognition of his efforts to create the I PROMISE School and provide lasting educational resources for youth and families in his hometown of Akron, OH ... Missed 17 games due to left groin strain (12/27-1/29), three games due to load management (2/2, 3/15, 3/27) and seven games due to sore left groin (3/19, 3/31-4/9)

2017-18: (Cleveland Cavaliers): All-NBA First Team selection... Appeared in a career-high 82 games (82 starts), averaging 27.5 points, a career-high-tying 8.6 rebounds, a career-high 9.1 assists and 1.4 steals in 36.9 minutes ... Shot 54.2 percent from the field (857-1580) ... Became the first player in NBA history to average at least 25.0 points, 8.0 rebounds and 9.0 assists while shooting 54.0 percent or better from the field in a single season ... Averaged at least 25.0 points per game for the 14th straight season, which is an NBA record for most consecutive seasons with at least 25.0 points in league history ... Named NBA All-Star Game MVP after tallying 29 points, 10 rebounds and eight assists ... Was his NBA-record 11th 20-point game in the event ... Was an All-Star starter for an NBA-record 14th consecutive season ... Four-time Eastern Conference Player of the Month ... Four-time Eastern Conference Player of the Week ... Climbed to seventh place on the NBA's all-time scoring list (31,038), seventh place on the NBA's all-time FGM list (11,280), ninth on the NBA's all-time free throws made list (6,862), 11th place on the NBA's all-time assists list (8,208), 16th place on the NBA's all-time steals list (1,865) and 20th place on the NBA's all-time three-pointers made list (1,616) ... Also ranks sixth all-time in career triple-doubles (73) ... Ranked first in the NBA in points (2,251), first in minutes (3,026), first in minutes per game (36.9), first in games played (82), first in field goals made (857), second in field goal attempts (1,580), second in assists (747), second in assists per game (9.1), third in points per game (27.5), seventh in defensive rebounds (612), eighth in free throws made (388) and eighth in free throw attempts (531) ... Became the third player in NBA history to have 10 different seasons with at least 2,000 points ... Has an NBA-record eight seasons with at least 2,000 points, 500 rebounds and 500 assists ... Led the Cavaliers in points, scoring average, field goals made and attempted, three-pointers attempted, free throws made and attempted, defensive and total rebounds, assists, steals and blocks; led his team in points and assists for an NBA-record 15th straight season ... Led the team in points 61 times, rebounds 33 times, assists 74 times, steals 35 times and blocks 31 times ... Tallied a career-high 18 triple-doubles ... Recorded a career-high 52 double-doubles ... Scored in double figures in all 82 games, increasing his double-digit scoring streak to an NBA-record 873 regular season games ... Scored 20+ points in 68 games, 32 games with 30+ and four 40-point games ... Now has 945 career 20-point games, third-most all-time ... Also moved into fifth all-time in career 30-point games (430) ... Had 44 points, 11 rebounds, 11 assists, two steals and one block on 4/6 at PHI for 73rd career triple-double, becoming the youngest player in NBA history to reach 31,000 points (33 years, 97 days) ... Notched 35 points, seven rebounds, 17 assists and one steal on 3/21 vs. TOR, becoming the first player in NBA history to record at least 35 points, 15+ assists and zero turnovers in any game (including playoffs) since the NBA started recording turnovers in 1977-78 ... Recorded 71st career triple-double with 40 points, 12 rebounds, 10 assists, two steals and one block on 3/19 vs. MIL, the 51st time in his career that he led or tied for the game high on both teams in points, rebounds and assists, passing Wilt Chamberlain (50) for the most such games in NBA history ... Registered 64th career triple-double with 37 points, 10 rebounds, 15 assists, one steal and one block on 2/7 vs. MIN, becoming Cleveland's all-time leader in total rebounds and only the third player in NBA history to currently lead a franchise in points, rebounds and assists ... Scored 28 points with nine rebounds, seven assists and one block on 1/23 at SAS, becoming the youngest player in NBA history to reach 30,000 points (33 years, 24 days) ... Finished with 25 points (11-13 FG), seven rebounds, 17 assists and two steals on 12/12 vs. ATL, becoming the second player in NBA history to compile at least 25 points and 17 assists in a game with a field goal percentage of 84.0 percent or better ... Scored a season-high and franchise-record 57 points (23-34 FG) with 11 rebounds, seven assists, three steals and two blocks on 11/3 at WAS, becoming the youngest player in NBA history to reach 29,000 points (32 years, 308 days) ... Recorded 56th career triple-double with 29 points, 10 rebounds, 13 assists and four blocks on 10/25 at BKN, becoming the Cavaliers' all-time leader in games played ... Playoffs: Became the sixth player in NBA history to play in eight consecutive NBA Finals ... Appeared in 22 games (22 starts), averaging 34.0 points, 9.1 rebounds, 9.0 assists, 1.4 steals and 1.0 blocks in 41.9 minutes ... Shot 53.9 percent from the field (275-510) ... Tallied four triple-doubles ... Recorded 15 double-doubles ... Scored in double figures in all 22 games, including 21 games with 20+

points, 12 games with 30+, eight games with 40+ and one 50-point game ... Tallied 33 points, 10 rebounds, 11 assists, two steals and two blocks on 6/6 vs. GSW, his NBA-record 10th triple-double in the NBA Finals ... Also became the all-time leader in 30-point games in the playoffs (110) with the performance ... Scored a postseason career-high and franchise playoff record 51 points (19-32 FG) with eight rebounds, eight assists, one steal and one block on 5/31 at GSW, becoming the sixth player in NBA history to score at least 50 points in a Finals game and the first player to post a stat line of at least 51 points, eight rebounds and eight assists in a Finals game ... It was his seventh game with 40+ points in the NBA Finals, second-most in Finals history ... It was also his eighth game with 40+ points in the 2018 Playoffs, tied for the most 40-point games in a single season in league history (Jerry West, 1965) ... Tallied 35 points, 15 rebounds, nine assists and two blocks on 5/27 at BOS, becoming the third player in league history to post at least 35 points, 15 rebounds and nine assists in a Game 7 ... Recorded 42 points, 10 rebounds, 12 assists and one block on 5/15 at BOS, his NBA-record third career playoff 40-point triple-double ... Finished with 43 points, eight rebounds, 14 assists and one steal on 5/3 at TOR, becoming the first player in NBA history to tally 40+ points and 14+ assists in a playoff game ... In the first round against Indiana, he averaged 34.4 points, 10.0 rebounds, 7.7 assists, 1.4 steals and 1.0 blocks in 41.2 minutes, the fifth playoff series that he has averaged at least 30.0 points, 10.0 rebounds and 7.0 assists per game; no other player in NBA history has done that more than once

2016-17: (Cleveland Cavaliers): All-NBA First Team selection ... NBA All-Star starter ... Walter Kennedy Citizenship Award winner ... Appeared in 74 games (74 starts), averaging 26.4 points, a career-high 8.6 rebounds, 8.7 assists and 1.2 steals in 37.8 minutes ... Shot 54.8 percent from the field (736-1344) ... Became the first player in NBA history to average at least 25.0 points, 8.0 rebounds and 8.0 assists while shooting at least 54.0 percent from the field in a single season ... Two-time Eastern Conference Player of the Month ... Four-time Eastern Conference Player of the Week ... Ranked first in the NBA in minutes per game (37.8), fourth in field goals made (736), fifth in assists (646), sixth in assists per game (8.7), eighth in points per game (26.4), ninth in points (1,954) and 10th in field goal percentage (.548) ... Led the team in points, scoring average, field goals made, free throws made and attempted, defensive rebounds, assists and steals ... Led the team in points 41 times, rebounds 21 times, assists 58 times, steals 24 times and blocks 19 times ... Tallied 13 triple-doubles ... Recorded 42 double-doubles ... Scored in double figures in all 74 games, including 61 games with 20+ points, 23 games with 30+ and two 40-point games ... Had 32 points, five rebounds and 10 assists on 2/4 at NYK, becoming the youngest player in NBA history to reach 28,000 points (32 years, 36 days) ... Scored a season-high 44 points (17-24 FG) with nine rebounds, 10 assists and three steals on 12/10 vs. CHO, becoming the first NBA player with 44 points, nine rebounds, 10 assists and a .700 FG percentage in a game since 1968 (Wilt Chamberlain) ... Scored 27 points with 10 rebounds and five assists on 11/11 at WAS, becoming the youngest player in NBA history to reach 27,000 points (31 years, 317 days) ... Missed one game due to illness (2/25), two games due to a right calf strain (4/10-4/12) and five games due to rest (11/16, 12/14, 12/26, 3/4, 3/8) ... Playoffs: Appeared in 18 games (18 starts), averaging 32.8 points, 9.1 rebounds, 7.8 assists, 1.9 steals and 1.3 blocks in 41.3 minutes ... Shot 56.5 percent from the field (217-384) and 41.1 percent from three-point range (44-107) ... Secured three triple-doubles ... Tallied 10 double-doubles ... Scored in double figures in all 18 games, including 17 games with 20+ points, 14 games with 30+ and two 40-point games ... Scored at least 25 points and shot better than 50.0 percent from the field in each of the first 10 games of the 2017 postseason, tying Kareem Abdul-Jabbar for the longest NBA postseason streak of 25 or more points and .500 shooting ... In the NBA Finals, averaged 33.6 points, 12.0 rebounds, 10.0 assists, 1.4 steals and 1.0 blocks, becoming the first player in NBA history to average a triple-double in the Finals ... Tallied 31 points, 10 rebounds, 11 assists and one steal on 6/9 vs. GSW to become the all-time leader in Finals triple-doubles (nine) ... Finished with 35 points (13-18 FG), eight rebounds, eight assists, three steals and one block on 5/25 at BOS, becoming the NBA's all-time leading scorer in playoff history ... Became the first player in NBA history to score 35 or more points in every game of a four-game sweep versus Toronto in the Semifinals ... Became the first player in league history to average at least 32.0 points (32.8), 9.0 rebounds (9.8), 9.0 assists (9.0), 3.0 steals (3.0) and 2.0 blocks (2.0) in a single playoff series ... Tallied 25 points, 10 rebounds, seven assists, four steals and four blocks on 4/17 vs. IND, becoming the first player to post that stat line in a playoff game since steals and blocks were first tracked in 1973-74

2015-16: (Cleveland Cavaliers): NBA Champion ... All-NBA First Team selection ... NBA All-Star starter, becoming the all-time leading scorer in All-Star Game history ... Appeared in 76 games (76 starts), averaging 25.3 points, 7.4 rebounds, 6.8 assists and 1.4 steals in 35.6 minutes ... Shot 52.0 percent from the field (737-1416) ... Averaged at least 25.0 points per game for the 12th straight season, setting an NBA record for most consecutive seasons with at least 25.0 points in league history (min. 30 games) ... Only player in the NBA to shoot at least 50.0 percent from the field with averages of at least 25.0 points, 7.0 rebounds and 6.0 assists ... Three-time Eastern Conference Player of the Month ... Five-time Eastern Conference Player of the Week ... Ranked second in the NBA in field goals made (737), fourth in points (1,920), fifth in points per game (25.3), ninth in assists (514) and ninth in assists per game (6.8) ... Led the team in points, scoring average, field goals made and attempted, free throws made and attempted, assists and steals ... Led the team in points 53 times, rebounds 12 times, assists 50 times, steals 35 times and blocks 18 times ... Tallied three triple-doubles ... Recorded 28 double-doubles ... Scored in double figures in all 76 games, including 63 games with 20+ points and 18 games with 30+ ... Notched 20 points, nine rebounds, eight assists and one steal on 1/29 at DET, becoming the youngest player in NBA history to reach 26,000 points (31 years, 30 days) ... Scored a season-high-tying 37 points (15-22 FG) with seven rebounds, nine assists and two steals on 1/10 at PHI ... Scored a season-high-tying 37 points with seven rebounds, eight assists, one steal and one block on 12/4 at NOP ... Scored a season-high 37 points with 12 rebounds, five assists, one steal and a season-high three blocks on 11/14 at ML ... Missed one game due to maintenance (12/5) and five games due to rest (2/28, 3/16, 3/29, 4/6, 4/13) ... Playoffs: Named NBA Finals MVP ... Became the fifth player to win three Finals MVPs, the second player to win Finals MVP with multiple teams and the fourth player to win three Finals MVPs and four regular season MVPs ... Appeared in 21 games (21 starts), averaging 26.3 points, 9.5 rebounds, 7.6 assists, 2.3 steals and 1.3 blocks in 39.1 minutes ... Shot 52.5 percent from the field (219-417) ... Notched two triple-doubles ... Tallied 13 double-doubles ... Scored in double figures in all 21 games, including 20 games of 20+ points, four games with 30+ and two 40-point games ... Averaged 29.7 points, 11.3 rebounds, 8.9 assists, 2.6 steals and 2.3 blocks in the NBA Finals, becoming the first player in NBA history to lead all players in all five categories for an entire playoff series ... His 29.7 points per game averaging in the Finals was the highest by a player on the winning team in any seven-game Finals series in NBA history ... Tallied 27 points, 11 rebounds, 11 assists, two steals and three blocks on 6/19 at GSW, leading the Cavaliers to their first NBA Championship and becoming the third player to have a triple-double in Game 7 of the NBA Finals ... Recorded 41 points, eight rebounds, 11 assists, four steals and three blocks on 6/16 vs. GSW, becoming the fifth player with at least 40 points in consecutive NBA Finals games ... Scored 41 points with 16 rebounds, seven assists, three steals and three blocks on 6/13 at GSW, becoming just the fourth player in NBA history to score at least 40 points, grab 15 rebounds and dish out at least five assists in a Finals game

2014-15: (Cleveland Cavaliers): All-NBA First Team selection ... NBA All-Star starter ... Appeared in 69 games (69 starts), averaging 25.3 points, 6.0 rebounds, 7.4 assists and 1.6 steals in 36.1 minutes ... Shot 48.8 percent from the field (624-1279), the only player in the NBA to shoot at least 48.0 percent from the field with averages of at least 25.0 points, 6.0 rebounds and 7.0 assists ... Two-time Eastern Conference Player of the Month ... Three-time Eastern Conference Player of the Week ... Ranked third in the NBA in points per game (25.3), fourth in points (1,743), fourth in free throw attempts (528), fifth in free throws made (375), fifth in minutes per game (36.1), seventh in field goals made (624) and seventh in assists per game (7.4) ... Led the team in points, scoring average, field goals made and attempted, free throws made and attempted and assists ... Led the team in points 37 times, rebounds nine times, assists 49 times, steals 28 times and blocks 18 times ... Tallied two triple-doubles ... Notched 22 double-doubles ... Scored in double figures in all 69 games,

LEBRON JAMES

including 52 games with 20+ points, 18 games with 30+ and three 40-point games ... Notched 27 points, seven rebounds, eight assists, one steal and one block on 3/10 at DAL, becoming Cleveland's all-time leader in assists ... Scored a season-high 42 points (15-25 FG) with 11 rebounds, five assists, three steals and one block on 2/26 vs. GSW ... Registered 32 points, 11 rebounds, seven assists and three steals on 1/16 at LAC, becoming the youngest player in NBA history to reach 24,000 points (30 years and 17 days) ... Had 41 points (17-24 FG), five rebounds, five assists and one block on 12/12 at NOP, becoming the Cavaliers' all-time leader in three-point field goals made ... Missed one game due to left knee soreness (12/11), eight games due to left knee/lower back strains (12/30-1/11), one game with a right wrist sprain (1/28) and three games due to rest (2/27, 4/12, 4/15) ... Playoffs: Appeared in 20 games (20 starts), averaging 30.1 points, 11.3 rebounds, 8.5 assists, 1.7 steals and 1.1 blocks in 42.2 minutes, becoming the first player since Oscar Robertson to produce 30.0 points, 11.0 rebounds and 8.0 assists in a single postseason ... Tallied three triple-doubles ... Recorded 14 double-doubles ... Scored in double figures in all 20 games, including 18 games with 20+ points, 12 games with 30+ and three 40-point games ... Finished with 39 points, 16 rebounds, 11 assists, one steal and one block on 6/7 at GSW, becoming the first player in NBA playoff history to reach those totals ... Tallied 37 points, 18 rebounds, 13 assists and three steals on 5/24 vs. ATL, becoming the first player in NBA postseason history to put together a stat line of at least 37 points, 18 rebounds and 13 assists ... Finished with 38 points, 12 rebounds, six assists, three steals and three blocks on 5/12 vs. CHI, becoming the only player in NBA postseason history to record that stat line while also having zero turnovers

2013-14: (Miami HEAT): All-NBA First Team selection ... NBA All-Defensive Second Team selection ... NBA All-Star starter ... Appeared in 77 games (77 starts), averaging 27.1 points, 6.9 rebounds, 6.3 assists and 1.6 steals in 37.7 minutes, the only player in the league to average at least 20 points, six rebounds and six assists ... Shot a career-high 56.7 percent from the field (767-1353) and 37.9 percent from three-point range (116-306) ... Became the first player in NBA history to hit at least 100 three-pointers in consecutive seasons while also shooting at least 55.0 percent from the floor each season ... Two-time Eastern Conference Player of the Month ... Two-time Eastern Conference Player of the Week ... Ranked second in the NBA in field goals made (767), third in points (2,089), third in points per game (27.1), fourth in field goal percentage (.567), sixth in minutes per game (37.7), seventh in free throws made (439) and 10th in assists per game (6.3) ... Led the team in points, scoring average, minutes played, field goals made and attempted, field goal percentage, free throws made and attempted, defensive and total rebounds, assists and steals ... Led the team in points 55 times, rebounds 33 times, assists 49 times and steals 29 times ... Tallied one triple-double ... Notched 12 double-doubles ... Scored in double figures in all 77 games, including 61 games with 20+ points, 31 games with 30+, three games with 40+, and one 60-point game ... Registered 34 points, eight rebounds, five assists, four steals and one block on 4/4 vs. MIN, becoming the youngest player in NBA history to score 23,000 points ... Scored a career-high and Miami franchise-record 61 points (22-33 FG, 8-10 3FG) with seven rebounds and four assists on 3/3 vs. CHA ... Missed one game with a strained right groin (12/28), one game with a broken nose (2/23), one game with back spasms (3/19) and two games due to rest (4/14-4/16) ... Playoffs: Appeared in 20 games (20 starts), averaging 27.4 points, 7.1 rebounds, 4.8 assists and 1.8 steals in 38.2 minutes, becoming the first player in NBA postseason history to average at least 27.0 points, 7.0 rebounds and 4.0 assists while shooting 50.0 percent from the field and 40.0 percent from the three-point line ... Shot 56.5 percent from the field (192-340) and 40.7 percent from three-point range (35-86) ... Tallied five double-doubles ... Scored 200+ points in 19 games, including seven games with 30+ and one 40-point game ... Recorded 31 points, 10 rebounds and five assists on 6/15 at SAS ... Notched 35 points, 10 rebounds, three assists and two steals on 6/8 at SAS

2012-13: (Miami HEAT): NBA Champion ... Won his second consecutive NBA MVP award, his fourth overall ... All-NBA First Team selection ... NBA All-Defensive First Team selection ... NBA All-Star starter ... Appeared in 76 games (76 starts), averaging 26.8 points, 8.0 rebounds, 7.3 assists and 1.7 steals in 37.9 minutes ... Shot 56.5 percent from the field (765-1354) and a career-high 40.6 percent from three-point range (103-254) ... Became the first player in NBA history to hit at least 100 three-pointers in a season while shooting at least 55 percent from the floor ... Five-time Eastern Conference Player of the Month, winning the award each of the first five months of the season, becoming the first player to capture the award five consecutive months in the same season ... Six-time Eastern Conference Player of the Week ... Ranked first in the NBA in field goals made (765), ranked third in points (2,089), fourth in points per game (26.8), fifth in field goal percentage (.565), sixth in free throws made (403), sixth in free throws attempted (535), seventh in field goals attempted (1,354) and eighth in minutes (2,877) ... Led the team in points, scoring average, minutes played, field goals made and attempted, field goal percentage, free throws made and attempted, defensive and total rebounds, assists and steals ... Led the team in points 54 times, rebounds 44 times, assists 55 times and blocks 19 times ... Notched four triple-doubles ... Tallied 36 double-doubles ... Scored in double figures in all 76 games, including 71 games of 20+ points, 26 games of 30+ and one 40-point game ... Scored a season-high 40 points with eight rebounds, a season-high 16 assists, two steals and one block on 2/26 vs. SAC ... Missed four games with a strained right hamstring (3/31-4/5, 4/10), one game with a sore right hamstring (4/15) and one game for personal reasons (4/17) ... Playoffs: Named NBA Finals MVP ... Appeared in 23 games (23 starts), averaging 25.9 points, 8.4 rebounds, 6.6 assists and 1.8 steals and 41.7 minutes ... Notched three triple-doubles ... Tallied seven double-doubles ... Scored in double figures in all 23 games, including 18 games with 20+ points and eight games with 30+ ... Posted 37 points, 12 rebounds, four assists and two steals on 6/20 vs. SAS to help Miami win their second consecutive NBA Championship

2011-12: (Miami HEAT): NBA Champion ... Won his third NBA MVP ... All-NBA First Team selection ... NBA All-Defensive First Team selection ... NBA All-Star starter ... Appeared in 62 games (62 starts), averaging 27.1 points, 7.9 rebounds, 6.2 assists and 1.9 steals in 37.5 minutes ... Shot 53.1 percent from the field (621-1169) and 36.2 percent from three-point range (54-149) ... Two-time Eastern Conference Player of the Month ... Six-time Eastern Conference Player of the Week ... Ranked second in the NBA in points (1,683), second in field goals made (621), third in points per game (27.1), third in steals (115), fourth in field goals attempted (1,169) and sixth in minutes per game (37.5) ... Led the team in minutes played, points, scoring average, field goals made and attempted, field goal percentage, free throws made and attempted, defensive and total rebounds, assists and steals ... Led the team in points 43 times, rebounds 23 times, assists 42 times, steals 26 times and blocks 10 times ... Tallied 23 double-doubles ... Scored in double figures in all 62 games, including 50 games with 20+ points, 24 games with 30+ and two 40-point games ... Scored a season-high 41 points with six rebounds, four assists, three steals and one block on 4/3 vs. PHI ... Missed one game with a sprained left ankle (1/5) and three games due to rest (4/21, 4/24-4/26) ... Playoffs: Unanimously named NBA Finals MVP ... Appeared in 23 games (23 starts), averaging 30.3 points, 9.7 rebounds, 5.6 assists and 1.9 steals in 42.7 minutes en route to his first NBA Championship ... Notched one triple-double ... Tallied 11 double-doubles ... Scored in double figures in all 23 games, including 22 games with 20+ points, 13 games with 30+ and two 40-point games ... Tallied 26 points, 11 rebounds, 13 assists, one steal and two blocks on 6/21 vs. OKC, leading Miami to the 2012 NBA Championship

2010-11: (Miami HEAT): All-NBA First Team selection ... NBA All-Defensive First Team selection ... NBA All-Star starter, recording only the second triple-double in All-Star Game history with 29 points, 12 rebounds and 10 assists ... Appeared in 79 games (79 starts), averaging 26.7 points, 7.5 rebounds, 7.0 assists and 1.6 steals in 38.8 minutes ... Shot 51.0 percent from the field (758-1485) ... Three-time Eastern Conference Player of the Month ... Five-time Eastern Conference Player of the Week ... Ranked first in the NBA in field goals made (758), second in points (2,111), second in points per game (26.7), fifth in free throws attempted (663), sixth in free throws made (503), sixth in field goal attempts (1,485), sixth in minutes per game (38.8) and 10th in steals per game (1.6) ... Led the team in

minutes, points, field goals made and attempted, free throws made and attempted, defensive rebounds, assists and steals ... Led the team in points 39 times, rebounds 21 times, assists 59 times, steals 40 times and blocks 16 times ... Notched a league-leading four triple-doubles ... Tallied 31 double-doubles ... Scored in double figures in all 79 games, including 67 games with 20+ points, 25 games with 30+, four games with 40+ and one 50-point game ... Scored a season-high 51 points with 11 rebounds, eight assists, one steal and one block on 2/3 at ORL ... Finished with 38 points, five rebounds, eight assists, one steal and one block on 12/2 at CLE, his first game against the Cavaliers ... Tallied 20 points, 11 rebounds, a season-high 14 assists, one steal and a season-high three blocks on 11/19 vs. UTA for 29th career triple-double ... In Miami debut, tallied 31 points, four rebounds, three assists, one steal and two blocks on 10/26 at BOS ... Missed two games with a sprained left ankle (1/13-1/15) and one game due to rest (4/13) ... Playoffs: Appeared in 21 games (21 starts), averaging 23.7 points, 8.4 rebounds, 5.9 assists, 1.7 steals and 1.2 blocks in 43.9 minutes ... Notched one triple-double ... Tallied eight double-doubles ... Scored in double figures 20 times, including 15 games with 20+ points and five games with 30+ ... Finished with 17 points, 10 rebounds, 10 assists and one block on 6/9 at DAL, the first triple-double in Heat postseason history

2009-10: (Cleveland Cavaliers): Won his second consecutive NBA MVP award ... All-NBA First Team selection ... NBA All-Defensive First Team selection ... NBA All-Star starter ... Appeared in 76 games (76 starts), averaging 29.7 points, 7.3 rebounds, 8.6 assists, 1.6 steals and 1.0 blocks in 39.0 minutes ... Shot 50.3 percent from the field (768-1528) ... Four-time Eastern Conference Player of the Month ... Six-time Eastern Conference Player of the Week ... Ranked second in the NBA in points (2,258), second in points per game (29.7), sixth in assists per game (8.6) and ninth in steals per game (1.6) ... Led the team in scoring average, points, field goals made and attempted, three-point field goals attempted, free throws made and attempted, defensive rebounds, assists, steals, blocks and minutes ... Led the team in points 68 times, rebounds 23 times, assists 65 times, steals 29 times and blocks 26 times ... Had a league-high 15 games where he led his team in scoring, rebounds and assists ... Notched a league-high four triple doubles ... Tallied 31 double-doubles ... Scored in double figures in all 76 games, including 69 games with 20+ points, 38 games with 30+ and nine games with 40+ ... Had 40 points, 13 rebounds, six assists, three steals and two blocks on 3/5 vs. DET, becoming the Cavaliers' all-time leader in minutes played ... Scored a season-high 48 points, with 10 rebounds, six assists, two steals and two blocks on 12/30 vs. ATL ... Missed six games due to rest (3/6-3/8, 4/8-4/14) ... Playoffs: Appeared in 11 games (11 starts), averaging 29.1 points, 9.3 rebounds, 7.6 assists, 1.7 steals and 1.8 blocks in 41.8 minutes ... Notched two triple-doubles ... Tallied four double-doubles ... Scored 40 points with eight rebounds, eight assists, one steal and two blocks on 4/19 vs. CHI

2008-09: (Cleveland Cavaliers): Won his first NBA MVP award ... All-NBA First Team selection ... NBA All-Defensive First Team selection ... NBA All-Star starter ... Appeared in 81 games (81 starts), averaging 28.4 points, 7.6 rebounds, 7.2 assists, 1.7 steals and a career-high-tying 1.1 blocks in 37.7 minutes ... Four-time Eastern Conference Player of the Month ... Named Eastern Conference Player of the Week an NBA single-season record seven times ... Ranked first in the NBA in free throws made (594), second in points per game (28.4), second in points (2,304), third in field goals made (789), sixth in steals (137), seventh in steals per game (1.7), eighth in assists (587) and ninth in assists per game (7.2) ... Led the team in points, rebounds, assists, steals, blocks, minutes, scoring average, field goals made and attempted, free throws made and attempted, defensive rebounds, games and starts ... Became the fourth player since steals and blocks became official stats in 1973-74 to lead his team in scoring, rebounds, assists, steals and blocks in the same season ... Led the team in points 64 times, rebounds 26 times, assists 61 times, steals 41 times and blocks 29 times ... Notched a league-leading seven triple-doubles ... Tallied 29 double-doubles ... Scored in double figures in all 81 games, including 72 games with 20+ points, 34 games with 30+, nine games with 40+ and three 50-point games ... Missed one game due to rest (4/15) ... Playoffs: Appeared in 14 games (14 starts), averaging 35.3 points, 9.9 Rebounds, 7.3 assists and 1.6 steals in 41.4 minutes ... Tallied one triple-double ... Notched seven double-doubles ... Scored 25+ points in all 14 games, including nine games with 30+ and four games with 40+ ... Finished with 49 points (20-30 FG), six rebounds, eight assists, two steals and three blocks on 5/20 vs. ORL

2007-08: (Cleveland Cavaliers): All-NBA First Team selection ... NBA All-Star starter and was named MVP after totaling 27 points, eight rebounds, nine assists, two steals and two blocks ... Appeared in 75 games (74 starts), averaging 30.0 points, 7.9 rebounds, 7.2 assists, 1.8 steals and a career-high 1.1 blocks in 40.4 minutes ... Two-time Eastern Conference Player of the Month and three-time Eastern Conference Player of the Week ... Ranked first in the NBA in points per game (30.0), first in field goals made (794), second in points (2,250), sixth in steals (138), eighth in assists per game (7.2), 10th in assists (539) and 10th in steals per game (1.8) ... Led the team in points, scoring average, field goals made and attempted, field goal percentage, three-point field goals attempted, free throws made and attempted, defensive rebounds, assists, steals, minutes and starts ... Led the team in points 66 times, rebounds 16 times, assists 64 times, steals 40 times and blocks 25 times ... Tallied seven triple-doubles ... Notched 31 double-doubles ... Scored in double figures in all 75 games, including 69 games with 20+ points, 39 games with 30+, seven games with 40+ and two 50-point games ... Became the Cavaliers' all-time leading scorer with 29 points, 12 rebounds, five assists and one steal on 3/21 vs. TOR ... Scored a season-high 51 points (18-28 FG) with eight rebounds, nine assists, three steals and one block on 1/15 at MEM ... Tallied 31 points, a career-high 19 rebounds, eight assists, four steals and three blocks on 1/11 vs. CHA ... Missed five games with a sprained left index finger (11/30-12/18), one game with a sprained right ankle (1/31) and one game due to rest (4/16) ... Playoffs: Appeared in 13 games (13 starts), averaging 28.2 points, 7.8 rebounds, 7.6 assists, 1.8 steals and 1.3 blocks in 42.5 minutes ... Tallied one triple-double ... Posted six double-doubles ... Scored in double figures in all 13 games, including 12 games with 20+ points, seven games with 30+ and one 40-point game ... Scored 45 points with five rebounds, six assists and two steals on 5/18 at BOS; his 45 points were the fourth-highest individual point total scored in a Game 7 in NBA playoff history

2006-07: (Cleveland Cavaliers): All-NBA Second Team selection ... NBA All-Star starter ... Appeared in 78 games (78 starts), averaging 27.3 points, 6.7 rebounds, 6.0 assists and 1.6 steals in 40.9 minutes ... Eastern Conference Player of the Month in March ... Two-time Eastern Conference Player of the Week ... Ranked second in the NBA in points (2,132), second in field goals made (772), third in minutes per game (40.9), fourth in points per game (27.3) and fifth in free throws made (489) ... Led the team in points, scoring average, field goals made and attempted, three-point field goals made and attempted, free throws made and attempted, defensive rebounds, assists, steals and minutes ... Led the team in points 65 times, rebounds 10 times, assists 51 times, steals 36 times and blocks 23 times ... Tallied one triple-double ... Notched 16 double-doubles ... Scored in double figures 77 times, including 64 games with 20+ points, 33 games with 30+ and one 40-point game ... Scored a season-high 41 points with seven rebounds, eight assists, three steals and one block on 3/7 at DET ... Missed two games with a sprained right big toe (1/26-1/30), one game with back spasms (3/13) and one game with right knee tendinitis (4/1) ... Playoffs: Appeared in 20 games (20 starts), averaging 25.1 points, 8.1 rebounds, 8.0 assists and 1.7 steals in 44.7 minutes ... Tallied eight double-doubles ... Scored in double figures in all 20 games, including 16 games with 20+ points, six games with 30+ and one 40-point game ... In first career NBA Finals, averaged 22.0 points, 7.0 rebounds, 6.8 assists and 1.0 steals in 42.5 minutes ... Scored 48 points with nine rebounds seven assists and two steals on 5/31 at DET; scored 29 of Cleveland's final 30 points, including each of their last 25 points overall

LEBRON JAMES

2005-06: (Cleveland Cavaliers): All-NBA First Team selection ... NBA All-Star starter and was named MVP after totaling 29 points, six rebounds, two assist and two steals ... Appeared in 79 games (79 starts), averaging a career-high 31.4 points, 7.0 rebounds, 6.6 assists and 1.6 steals in 42.5 minutes ... Two-time Eastern Conference Player of the Month and five-time Eastern Conference Player of the Week; became the first player in NBA history to win Player of the Week honors in three straight weeks ... Ranked second in the NBA in points (2478), second in minutes per game (42.5), second in field goals made (875), third in points per game (31.4) and sixth in free throws made (601) ... Led the team in minutes, points, field goals made and attempted, free throws made and attempted, defensive rebounds, assists and steals ... Led the team in points 72 times, rebounds 18 times, assists 59 times, steals 35 times and blocks 23 times ... Notched five triple-doubles ... Tallied 21 double-doubles ... Scored in double figures in all 79 games, including 70 games with 20+ points, 49 games with 30+, 10 games with 40+ and 50+ twice ... Scored a season-high 52 points along with seven rebounds, seven assists and two steals on 12/10 at MIL ... Missed one game with a sprained left ankle (4/13) and two games due to rest (4/17-4/19) ... Playoffs: Appeared in 13 games (13 starts), averaging 30.8 points, 8.1 rebounds, 5.8 assists and 1.4 steals in 46.5 minutes ... Tallied two triple-doubles ... Notched four double-doubles ... Scored 20+ points in all 13 games, including eight games of 30+ and two games of 40+ ... Posted 21 points, 10 rebounds, 10 assists, four steals and one block on 5/13 vs. DET ... Tallied 30 points, 14 rebounds and seven assists on 5/9 at DET ... Averaged 35.7 points in his debut series, the third highest in NBA history for a player in his debut series, trailing only Wilt Chamberlain and Kareem Abdul-Jabbar ... Scored 45 points with seven rebounds, six assists and two steals on 5/3 vs. WAS ... Finished with 41 points, five rebounds, three assists and two blocks on 4/28 at WAS, becoming the first player in NBA history to score over 40 points in his first road playoff game ... In NBA playoff debut, recorded 32 points, 11 rebounds and 11 assists on 4/22 vs. WAS, becoming only the third player in NBA history to record a triple-double in his postseason debut (Johnny McCarthy and Magic Johnson)

2004-05: (Cleveland Cavaliers): All-NBA Second Team selection, becoming the youngest player in league history to earn All-NBA honors ... NBA All-Star starter ... Appeared in 80 games (80 starts), averaging 27.2 points, 7.4 rebounds, 7.2 assists and a career-high 2.2 steals in 42.4 minutes ... Received NBA Eastern Conference Player of the Month honors twice and was named Eastern Conference Player of the Week three times ... Led the NBA in field goals made (795), minutes (3388) and minutes per game (42.4) ... Ranked second in the NBA in points (2,175), second in steals (177), third in points per game (27.2), third in steals per game (2.2), fifth in assists (577) and sixth in assists per game (7.2) ... Led the team in minutes, points, field goals made and attempted, three-point field goals made and attempted, free throws made and attempted, assists and steals ... Led the team in points 64 times, rebounds 16 times, assists 57 times, steals 46 times and blocks 12 times ... Notched four triple-doubles ... Tallied 25 double-doubles ... Scored in double figures 79 times, including 68 games with 20+ points, 27 games with 30+, five games with 40+ and one 50-point game ... Scored a season-high 56 points with 10 rebounds, five assists and two steals on 3/20 at TOR ... Finished with 27 points, nine rebounds, a season-high 15 assists, three steals and two blocks on 1/26 vs. MEM ... Tallied first career triple-double with 27 points, 11 rebounds, 10 assists and four steals on 1/19 at POR ... Missed two games with a sprained left ankle (1/28-1/30)

2003-04: (Cleveland Cavaliers): Named NBA Rookie of the Year, becoming the youngest player to receive the award ... Unanimous selection to the All-Rookie First Team ... Eastern Conference Rookie of the Month all six months of the season ... Appeared in 79 games (79 starts), averaging 20.9 points, 5.5 rebounds, 5.9 assists and 1.6 steals in 39.5 minutes ... Led all rookies in steals (130) and minutes (3122) and ranked second in points per game (20.9), sixth in rebounds per game (5.5), fifth in blocks per game (0.7) and tenth in field goal percentage (.417) ... Led the team in points 39 times, rebounds six times, assists 41 times, steals 37 times and blocks seven times ... Led the team in minutes, points, field goals made and attempted, three-point field goals made and attempted, free throws made and attempted, assists and steals ... Tallied 12 double-doubles ... Scored in double figures 73 times, including 40 games of 20+ points, 13 games of 30+ and one 40-point game ... Scored a season-high 41 points with six rebounds, a season-high 13 assists and three steals on 3/27 vs. NJN ... Posted 33 points, a season-high 16 rebounds, seven assists, one steal and one block on 11/29 vs. MEM ... Registered first career double-double with 21 points, 12 rebounds, eight assists and one steal on 10/30 at PHX ... In NBA debut, recorded 25 points, six rebounds, nine assists and four steals on 10/29 at SAC ... Missed three games with a sprained right ankle (1/20-1/24)

PERSONAL: Full name is LeBron Raymone James ... Son of Gloria James ... Married his high school sweetheart Savannah Brinson on Sept. 14, 2013 ... Has two sons (LeBron James Jr. and Bryce Maximus James) and one daughter (Zhuri Nova James) ... Launched the LeBron James Family Foundation in 2004 with a mission to positively affect the lives of children and young adults through education and co-curricular educational initiatives ... Became first three-time Sports Illustrated Sportsperson of the Year and was named TIME's Athlete of the Year in 2020, after launching the nonprofit More Than A Vote, which was aimed at getting more people to the voting polls ... Received the NAACP Jackie Robinson Sports Award in January 2017, which is presented to individuals in sports for their high achievement in athletics and contributions in the pursuit of social justice, civil rights and community involvement ... Is very active in Hollywood and has executive produced shows or sitcoms on networks such as HBO, Starz, CNBC and NBC ... In 2015, he played himself in the Judd Apatow film Trainwreck ... His production company, SpringHill Entertainment, was named after the public housing complex where James grew up in Akron, Ohio ... James' digital video company, Uninterrupted, is hosted on Bleacher Report and is used by several other athletes ... Elected as vice president of the National Basketball Players Association on Feb. 13, 2015 ... In July 2018, in partnership with the Akron Public Schools, opened the I Promise School, a public elementary school in his hometown of Akron, Ohio, that is aimed at providing a quality education and other resources to at-risk children ... In 2011, the LeBron James Family Foundation launched its pillar program, "Wheels for Education", with its mission to improve graduation rates in Akron, this groundbreaking initiative targets third graders and provides them with the programs, support and mentors they need for success in school ... Through his Foundation, he also delivered on his promise to his high school alma mater, St. Vincent-St. Mary, to rebuild the gymnasium and outfit all student-athletes with brand new Nike uniforms ... In 2012, he pledged \$1 million to renovate his old stomping grounds at St. Vincent-St. Mary High School as the completion of The LeBron James Arena had its ceremonial grand opening on December 14, 2013 ... He and his Foundation also work regularly with the Boys and Girls Clubs of America, renovating a local Boys and Girls Club in every All-Star host city each year, an initiative that began in 2008 in New Orleans and continues today ... In September 2008, More Than a Game, executive produced by LeBron James and Maverick Carter, debuted at the Toronto Film Festival, finishing up as runner-up to the eventual Academy Award winner Slumdog Millionaire ... Released in October 2009, the film chronicles LeBron and his teammates at St. Vincent-St. Mary High School and their seven-year journey which culminated with a national high school championship ... Co-authored the book Shooting Stars with Buzz Bissinger which was released in 2009 and chronicled the St. Vincent-St. Mary High School team that overcame adversity to fulfill their dream ... Hosted Saturday Night Live on Sept. 29, 2007 and co-hosted the 15th Annual ESPY Awards on July 11, 2007 ... Grew up idolizing Michael Jordan and the Chicago Bulls and is a fan of the New York Yankees and the Dallas Cowboys ... Wore No. 23 in high school and the first seven years of his NBA career as a tribute to Jordan ... Led St. Vincent-St. Mary High School to three state championships and was named the consensus 2003 National High School Player of the Year ... Was named PARADE magazine's High School Boys Player of the Year as both a junior and senior to become the first repeat winner ... Won Ohio's Mr. Basketball Award his final three seasons, becoming the first sophomore to earn the honor ... Also played football in high school through his junior year before giving it up to concentrate on basketball ... Was named First Team All-State as a wide receiver his sophomore year ... Wears size 16 sneakers



KYLE KUZMA

Height: 6'8

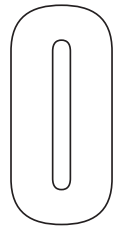
Weight: 220

Born: 7/24/95 (Flint, MI)

High School: Bentley (Burton, MI)

College: Utah

Experience: 3 years pro



CAREER REGULAR SEASON STATISTICS

Year	Team	G	GS	MIN	FG	FGA	PCT	3FG	3FGA	PCT	FT	FTA	PCT	OFF	DEF	TOT	A	PF	DO	STL	TO	BLK	PTS	AVG
17-18	LAL	77	37	2401	468	1039	.450	159	434	.366	147	208	.707	88	395	483	141	160	0	49	140	34	1242	16.1
18-19	LAL	70	68	2314	496	1087	.456	128	422	.303	188	250	.752	60	322	382	178	170	0	41	133	26	1308	18.7
19-20	LAL	61	9	1526	291	668	.436	86	272	.316	114	155	.735	52	221	273	80	126	0	28	91	26	782	12.8
TOTALS		208	114	6241	1255	2794	.449	373	1128	.331	449	613	.732	200	938	1138	399	456	0	118	364	86	3332	16.0

CAREER POSTSEASON STATISTICS

Year	Team	G	GS	MIN	FG	FGA	PCT	3FG	3FGA	PCT	FT	FTA	PCT	OFF	DEF	TOT	A	PF	DO	STL	TO	BLK	PTS	AVG
19-20	LAL	21	0	484	77	179	.430	26	83	.313	29	37	.784	18	47	65	17	50	0	6	21	7	209	10.0
TOTALS		21	0	484	77	179	.430	26	83	.313	29	37	.784	18	47	65	17	50	0	6	21	7	209	10.0

CAREER HIGHS

REGULAR SEASON SINGLE-GAME HIGHS

Points 41, 1/9/19, Los Angeles vs. Detroit
 Minutes 46, 3/30/18, Los Angeles vs. Milwaukee
 Field Goals 16, 1/9/19, Los Angeles vs. Detroit
 Field Goal Attempts 25, 10/22/18, L.A. vs. San Antonio
 Three-Point Field Goals 7, 1/17/19, Los Angeles at OKC (twice)
 Three-Point Attempts 14, 3/24/19, L.A. vs. Sacramento
 Free Throws 9, 12/25/17, Los Angeles vs. Minnesota
 Free Throw Attempts 13, 12/25/17, Los Angeles vs. Minnesota
 Offensive Rebounds 5, 1/31/20, L.A. vs. Portland (twice)
 Defensive Rebounds 13, 3/13/18, L.A. vs. Denver (3 times)
 Rebounds 15, 1/31/20, L.A. vs. Portland (twice)
 Assists 10, 3/15/19, Los Angeles at Detroit
 Steals 3, 1/17/19, Los Angeles at OKC (4 times)
 Blocks 2, 3/27/19, L.A. at Utah (14 times)

POSTSEASON SINGLE-GAME HIGHS

Points 19, 10/4/20, Los Angeles at Miami
 Minutes 30, 8/18/20, Los Angeles vs. Portland
 Field Goals 7, 9/8/20, Los Angeles at Houston
 Field Goal Attempts 14, 8/18/20, Los Angeles vs. Portland
 Three-Point Field Goals 5, 8/24/20, Los Angeles at Portland
 Three-Point Attempts 9, 8/24/20, Los Angeles at Portland
 Free Throws 4, 9/12/20, Los Angeles vs. Houston
 Free Throw Attempts 4, 9/12/20, L.A. vs. Houston (4 times)
 Offensive Rebounds 4, 9/16/20, Los Angeles vs. Houston
 Defensive Rebounds 7, 8/18/20, Los Angeles vs. Portland
 Rebounds 8, 9/30/20, L.A. vs. Miami (twice)
 Assists 3, 9/10/20, Los Angeles at Houston
 Steals 1, 9/30/20, L.A. vs. Miami (6 times)
 Blocks 1, 10/9/20, L.A. vs. Miami (7 times)

AT A GLANCE

- Won 2020 NBA Championship with the Lakers after appearing in 61 games (nine starts) last season
- Has appeared in 208 games (114 starts) for the Lakers, averaging 16.0 points, 5.5 rebounds and 1.9 assists in 30.0 minutes per game
- Selected by the Brooklyn Nets with the 27th overall pick in the 2017 NBA Draft

KYLE KUZMA

HOW ACQUIRED: Acquired by the Lakers from the Brooklyn Nets along with Brook Lopez in exchange for D'Angelo Russell and Timofey Mozgov (Selected by the Brooklyn Nets with the 27th overall pick in the 2017 NBA Draft)

2019-20: (Los Angeles Lakers) NBA Champion ... Appeared in 61 games (nine starts), averaging 12.8 points, 4.5 rebounds and 1.3 assists in 25.0 minutes per game ... As a starter this season, averaged 20.9 points (.497 FG%), 5.4 rebounds and 2.3 assists (7-2 in such games) ... Scored in double figures 40 times, including 10 20+ games and one 30+ game ... Tallied two double-doubles this season ... Tallied 25 points, six rebounds, three assists and two steals 8/10 vs. DEN ... In that contest, Kuzma connected on a 25-foot three-pointer with :00.7 seconds remaining, his first career go-ahead field goal within the final five seconds of a game, to clinch a Lakers victory ... Recorded a career-high-tying 15 rebounds along with 17 points for his first double-double of the season 1/31 vs. POR ... Bested season high in scoring for second consecutive game 1/11 at OKC, finishing with 36 points (15-24 FG, 4-6 3FG) and a season-high seven rebounds ... Led the team in scoring for the first time this season on Christmas, notching a then-season-high 25 points ... Set career highs in steals (4) and blocks (3) 12/4 at UTA, going along with 13 points and a plus-25 rating ... In first start of season 11/13 vs. GSW, scored 22 points (7-12 FG) ... Made season debut 11/1 at DAL, scoring nine points ... Missed four games due to stress reaction, left ankle (10/22-10/29) and five games due to left ankle sprain (12/11-12/19) ... Inactive-CD once (8/13) ... Playoffs: Appeared in 21 games, averaging 10.0 points and 3.1 rebounds in 23.0 minutes ... Scored in double figures 10 times ... Scored playoff career-high 19 points 10/4 at MIA ... In playoff debut, had 14 points, eight rebounds and one block in 30 minutes 8/18 vs. POR

CAREER: NBA Champion (2020) ... NBA All-Rookie First Team selection (2017-18) ... Has appeared in 208 games (114 starts) for the Lakers, averaging 16.0 points, 5.5 rebounds and 1.9 assists in 30.0 minutes per game ... Is shooting 44.9 percent (1,255-2,794) from the field in his career ... Has scored in double figures in 168 games, including 64 20-point games and 12 30-point games ... Owns 23 career double-doubles ... MVP of Mtn Dew Ice Rising Stars at 2019 NBA All-Star Weekend in Charlotte ... Playoffs: Appeared in 21 games, averaging 10.0 points and 3.1 rebounds in 23.0 minutes ... Scored in double figures 10 times ... Career Transactions: Selected by the Brooklyn Nets with the 27th overall pick in the 2017 NBA Draft ... Acquired by the Lakers from the Nets along with Brook Lopez in exchange for D'Angelo Russell and Timofey Mozgov on June 22, 2017

2018-19: (Los Angeles Lakers) Selected to the Mtn Dew Ice Rising Stars game for second consecutive season, where he became the second Lakers player to be named MVP in 2019 ... Appeared in 70 games (68 starts), averaging 18.7 points, 5.5 rebounds and 2.5 assists in 33.1 minutes ... Scored in double figures in 65 games, including 29 20+ outings, seven 30+ games and one 40-point perform-mance ... Owned four double-doubles this season ... Led the team in scoring 17 times, rebounds seven times, assists four times, steals nine times, blocks six times and minutes 17 times ... Was one of only five players in the NBA to have at least four 20-point quarters, joining James Harden, Steph Curry, Damian Lillard and Kemba Walker ... Scored 29 points 3/24 vs. SAC, including 21 third-quarter points ... Tallied 12 points, a career-best 10 assists and six rebounds 3/15 at DET, combining for first point/assist double-double of career ... Finished with 39 points (14-21 FG, 5-8 3FG, 6-7 FT) 2/10 at PHI ... His 23 points scored in the first quarter was the best single-quarter mark of his career, and the most by a Lakers player since Kobe Bryant scored the same total in the final quarter of his career (2016) ... Scored at least 30 points in back-to-back games for the first time of his career 1/19 at HOU, finishing with 32 points, eight rebounds, three assists and two steals ... In overtime win at OKC on 1/17, dropped 32 points with eight rebounds while matching career highs in 3FG (7-12) and steals (three) ... Finished with 16 points and a game-high and season-high-tying 12 rebounds, good for his third double-double of the season ... Scored a career-high 41 points (16-24 FG) in 29 minutes ... Kuzma's point total was the highest by a Lakers player to appear in fewer than 30 minutes in the NBA's shot clock era (since 1954-55) ... In that game, he also became the fifth player in the league this season to score 40 points in three quarters (joining S. Curry, J. Harden, L. James and K. Thompson) ... Contributed team-high 24 points, nine rebounds and five assists 12/28 vs. LAC ... Finished with 33 points and nine rebounds 12/27 at SAC, his seventh career 30+ game ... Hit the 20+ mark for the ninth time in December on 12/21 vs. NOP, finishing with 23 points ... Recorded second double-double of season with 22 points, 11 rebounds and three as--sists 12/18 at BKN ... Had a game-high 33 points and seven rebounds 12/10 vs. MIA, the sixth 30-point performance of his career ... Had 27 points with eight rebounds 12/7 at SAS ... Scored 22 points with team-high-tying nine rebounds and five assists 12/5 vs. SAS ... Finished with 15 points and a season-high 12 rebounds 11/30 vs. DAL, his first double-double of the season ... Scored 22 points with three rebounds and a season-high-tying two blocks 10/25 vs. DEN ... In what was his 82nd career game, joined Earvin "Magic" Johnson and Elgin Baylor as the only Lakers players to have at least 1,300 points (1,344) and 500 rebounds (505) through that many career games ... Recorded a then-season-high 37 points and eight rebounds 10/22 vs. SAS, falling one point shy of his then-career high ... Finished with 15 points and five rebounds in season-opener 10/18 at POR ... Missed two games due to lower back contusion (1/4-1/6), two games due to left hip strain (1/27-1/29), two games due to right ankle sprain (3/6-3/9) and six games due to left foot peroneal tendonitis (3/31-4/9)

2017-18: (Los Angeles Lakers) Appeared in 77 games (37 starts), averaging 16.1 points, 5.1 rebounds and 1.8 assists in 31.2 minutes ... Selected to the NBA All-Rookie First Team ... Selected to participate in the Mtn Dew Kickstart Rising Stars Challenge at the 2018 NBA All-Star Weekend in Los Angeles ... Named NBA Western Conference Rookie of the Month for games played in October/November ... Ranked second overall among rookies in points per game (16.1) ... Only rookie in NBA history to have at least 155 three-pointers (159) and 480 rebounds (483) ... Scored in double figures 63 times, including 25 20+ point performances and four 30+ games ... Led the team in scoring 17 times, rebounds 14 times, assists three times, steals 12 times and blocks 12 times ... Tallied 17 double-doubles ... Became the Lakers' all-time rookie leader in three-pointers made (159) and is tied for fourth all-time among NBA rookies ... Became the first rookie in NBA history to tally at least 1,200 points, 450 rebounds and 150 made threes ... Registered the most 30-point games by a Lakers rookie since Magic Johnson (4) ... In a career-high 46 minutes, had 27 points, 12 rebounds, a career-high six assists and two steals on 3/30 vs. MIL ... Recorded 12 points and a career-high 15 rebounds on 2/10 at DAL ... Scored 31 points with three rebounds, four assists and one block on 12/25 vs. MIN ... His point total set a Lakers Christmas Day rookie record and his 6-11 three-pointers tied the single-game NBA record for the holiday ... Added ninth double-double with 27 points and 14 rebounds on 12/22 at GSW ... Became third Lakers rookie to score 25+ in three straight games (first since Jerry West in 1960-61) ... Scored a career-high 38 points (12-17 FG, 7-10 3FG) with seven rebounds and four assists on 12/20 at HOU ... Became the first rookie in NBA history to score 38+ points with 7+ 3FG and a FG% of at least 70 percent ... His point total was also the highest by a Lakers rookie in a road game since Elgin Baylor scored 41 (1/25/59 at PHI) ... Became first Lakers rookie since Magic Johnson (2/20/80) to record a 30-point double-double with 30 points and 10 rebounds on 11/17 vs. PHX ... Tallied first career double-double with 15 points and 10 rebounds on 10/27 vs. TOR ... Recorded eight points, four rebounds, one assist and two steals in his NBA debut on 10/19 vs. LAC ... Missed one game due to back spasms (11/29), one game due to right ankle sprain (3/14) and three games due to left ankle sprain (4/8-4/11)

COLLEGE: Appeared in a combined 96 games (64 starts) over three seasons at Utah, averaging 10.1 points, 5.5 rebounds and 1.5 assists in 21.0 minutes ... Reached double figures in scoring in 47 games, including 11 contests with 20+ points ... Recorded 19 double-doubles in his collegiate career ... 2016-17 (Utah): All-Pac-12 First Team and Pac-12 All-Defensive Honorable Mention selection ... USBWA All-District VIII Team ... Started all 29 games, averaging 16.4 points, 9.3 rebounds and 2.5 assists per game ... Ranked fourth in the Pac-12 in rebounds (9.3), fifth in points (16.4) and eighth in field goal percentage (.504) ... Scored in double figures in 26 of 29 games, including eight contests of 20+ points ... Had 15 double-doubles ... Scored a career-high 26 points 1/7 at Arizona State ... Pulled down a career-best 19 rebounds 11/12 versus Northwest Nazarene ... 2015-16 (Utah): Appeared in 36 games (35 starts), averaging 10.8 points, 5.7 rebounds and 1.4 assists per contest ... Scored in double figures in 19 of 36 games, including three games of 20+ points ... Had four double-doubles ... 2014-15 (Utah): Averaged 7.4 minutes in 31 appearances with the Utes as a freshman, averaging 3.3 points and 1.8 rebounds per game

PERSONAL: Son of Karri and Larry Kuzma ... Has two younger siblings, brother Andre and sister Briana ... Became the first Lakers player to be named NBA Las Vegas Summer League Championship MVP in 2017 after recording 30 points and 10 rebounds in the final game of the tournament ... Earned a degree from Utah in Sociology ... Cites graduating college as his greatest personal achievement ... Lists bowling as his favorite off-the-court activity and claims to have an average score of 190 ... Would likely be coaching basketball if he wasn't in the NBA ... Favorite musician is Drake ... Averaged 22 points and seven rebounds as a senior at Bentley High ... Participated in the team's annual Camp Lakers event in June in both 2017 & 2018



WESLEY MATTHEWS

Height: 6'4

Weight: 220

Born: 10/14/86 (Madison, WI)

High School: James Madison Memorial (Madison, WI)

College: Marquette

Experience: 11 years pro

9

CAREER REGULAR SEASON STATISTICS

Year	Team	G	GS	MIN	FG	FGA	PCT	3FG	3FGA	PCT	FT	FTA	PCT	OFF	DEF	TOT	A	PF	DQ	STL	TO	BLK	PTS	AVG
09-10	UTA	82	48	2025	273	565	.483	63	165	.382	160	193	.829	50	141	191	124	152	0	64	93	15	769	9.4
10-11	POR	82	69	2758	440	979	.449	154	378	.407	266	315	.844	48	210	258	164	195	2	102	138	9	1300	15.9
11-12	POR	66	53	2228	314	763	.412	129	337	.383	147	171	.860	56	168	224	113	148	0	96	73	15	904	13.7
12-13	POR	69	69	2403	352	808	.436	169	425	.398	149	187	.797	35	156	191	174	172	0	90	109	18	1022	14.8
13-14	POR	82	82	2780	445	1009	.441	201	511	.393	252	301	.837	51	238	289	197	176	0	76	110	14	1343	16.4
14-15	POR	60	60	2024	337	752	.448	173	445	.389	109	145	.752	38	184	222	139	132	1	77	81	10	956	15.9
15-16	DAL	78	78	2644	331	854	.388	189	525	.360	126	146	.863	27	211	238	151	179	1	78	78	17	977	12.5
16-17	DAL	73	73	2495	333	847	.393	174	479	.363	146	179	.816	18	241	259	210	161	1	77	102	15	986	13.5
17-18	DAL	63	63	2131	283	697	.406	153	402	.381	83	101	.822	28	170	198	172	140	1	76	83	16	802	12.7
18-19	DAL/NYK/IND	69	68	2091	279	698	.400	150	403	.372	132	163	.810	32	138	170	160	160	0	54	91	17	840	12.2
19-20	MIL	67	67	1635	167	422	.396	108	297	.364	52	68	.765	22	144	166	92	103	0	38	43	9	494	7.4
TOTALS		791	730	25215	3554	8394	.423	1663	4367	.381	1622	1969	.824	405	2001	2406	1696	1718	6	828	1001	155	10393	13.1

CAREER POSTSEASON STATISTICS

Year	Team	G	GS	MIN	FG	FGA	PCT	3FG	3FGA	PCT	FT	FTA	PCT	OFF	DEF	TOT	A	PF	DQ	STL	TO	BLK	PTS	AVG
09-10	UTA	10	10	371	39	101	.386	15	42	.357	39	48	.813	10	34	44	17	34	0	18	15	5	132	13.2
10-11	POR	6	6	202	27	57	.474	8	21	.381	16	19	.842	2	5	7	6	15	0	4	7	1	78	13.0
13-14	POR	11	11	426	56	136	.412	22	68	.324	26	32	.813	7	36	43	14	45	2	14	22	5	160	14.5
15-16	DAL	5	5	173	20	60	.333	10	35	.286	15	19	.789	4	14	18	6	14	0	6	4	0	65	13.0
18-19	IND	4	4	119	9	30	.300	7	21	.333	3	3	1.000	0	10	10	8	6	0	3	8	1	28	7.0
19-20	MIL	10	10	246	24	57	.421	17	43	.395	7	10	.700	6	12	18	9	20	0	9	7	4	72	7.2
TOTALS		46	46	1538	175	441	.397	79	230	.343	106	131	.809	29	111	140	60	134	2	56	63	16	535	11.6

CAREER HIGHS

REGULAR SEASON SINGLE-GAME HIGHS

Points 36, 12/6/15, Dallas at Wash. (twice)
 Minutes 50, 12/19/14, Portland at S.A. (twice)
 Field Goals 12, 12/6/15, Dallas at Wash. (3 times)
 Field Goal Attempts 25, 10/30/16, Dallas at Houston
 Three-Point Field Goals ... 10, 12/6/15, Dallas at Washington
 Three-Point Attempts 17, 12/6/15, Dallas at Washington
 Free Throws 12, 3/9/14, Portland at Houston
 Free Throw Attempts 12, 12/6/15, Milwaukee vs. Chi. (twice)
 Offensive Rebounds 4, 3/1/20, Milwaukee at Charlotte
 Defensive Rebounds 11, 11/1/13, Portland at Denver
 Rebounds 12, 11/1/13, Portland at Denver
 Assists 10, 12/1/12, Portland at Cleveland
 Steals 5, 1/31/18, Dallas at Phoenix (3 times)
 Blocks 4, 1/21/19, Dallas at Milwaukee

POSTSEASON SINGLE-GAME HIGHS

Points 27, 4/30/14, Portland at Houston
 Minutes 42, 4/27/14, Portland vs. Hou. (3 times)
 Field Goals 9, 4/30/14, Portland at Houston
 Field Goal Attempts 18, 4/30/14, Portland at Houston
 Three-Point Field Goals ... 5, 4/30/14, Portland at Houston
 Three-Point Attempts 10, 5/10/14, Portland vs. San Antonio
 Free Throws 13, 4/30/10, Utah vs. Denver
 Free Throw Attempts 15, 4/30/10, Utah vs. Denver
 Offensive Rebounds 3, 9/2/20, Milwaukee vs. Miami
 Defensive Rebounds 6, 4/18/16, Dallas at OKC (4 times)
 Rebounds 8, 5/12/14, Portland vs. San Antonio
 Assists 5, 4/17/19, Indiana at Boston
 Steals 4, 4/27/14, Portland vs. Houston
 Blocks 3, 4/30/14, Portland at Houston

AT A GLANCE

- Has appeared in 791 career games (729 starts) for the Bucks, Pacers, Knicks, Mavericks, Trail Blazers and Jazz
- Owns career averages of 13.1 points, 3.0 rebounds, 2.1 assists and 1.0 steal in 31.9 minutes
- Begins the season ranking 25th all-time in three-pointers made, ranking first all-time among undrafted players
- Entered the league as an undrafted free agent in 2009

HOW ACQUIRED: Signed with the Lakers on November 22, 2020

2019-20: (Milwaukee Bucks): Appeared in 67 games (all starts), averaging 7.4 points, 2.5 rebounds and 1.4 assists in 24.4 minutes ... Shot 36.4 percent (108-297) from three-point range ... Scored in double figures 21 times ... Made multiple three-pointers 33 times, including two games with 5+ triples ... Had multiple steals in eight games ... Scored a season-high-tying 19 points with two steals, one rebound and one assist on 12/22 vs. Indiana ... Had a season-best 19 points with four rebounds and two assists on 11/25 vs. Utah ... Missed one game (12/21) with a right leg injury, two games (12/30-1/1) with a bruised right thigh, one game (8/4) with a sore right calf and two games (8/11-8/13) with a sore right adductor ... Playoffs: Appeared in 10 games (all starts), averaging 7.2 points and 1.8 rebounds in 24.6 minutes ... Shot 39.5 percent (17-43) from three-point range ... Scored in double figures three times ... Made multiple three-pointers six times

CAREER: Has appeared in 791 career games (729 starts) for the Bucks, Pacers, Knicks, Mavericks, Trail Blazers and Jazz ... Owns career averages of 13.1 points, 3.0 rebounds, 2.1 assists and 1.0 steal in 31.9 minutes ... Shot 38.1 percent (1663-4367) from three-point range ... Ranks 25th all-time in three-pointers made, ranking first all-time among undrafted players ... Scored in double figures 532 times, including 133 games with 20+ points and nine 30-point outings ... Made multiple three-pointers in 467 games, including 73 games with 5+ triples and two games with 8+ triples ... Had multiple steals in 238 games, including three games with 5+ takeaways ... Tallied three double-doubles ... Playoffs: Appeared in 46 playoff games (all starts) for the Bucks, Pacers, Mavericks, Trail Blazers and Jazz, averaging 11.6 points, 3.0 rebounds, 1.3 assists and 1.2 steals in 33.4 minutes ... Shot 34.3 percent (79-230) from three-point range ... Scored in double figures 26 times, including six 20-point games ... Made multiple three-pointers in 25 games ... Had multiple steals in 13 games ... Career Transactions: Signed as a free agent with the Utah Jazz on September 30, 2009 ... Signed as a free agent with the Portland Trail Blazers on July 21, 2010 ... Signed a multi-year contract with the Dallas Mavericks on July 9, 2015 ... Acquired by the New York Knicks along with DeAndre Jordan, Dennis Smith Jr. and two future first round draft picks from the Mavericks in exchange for Trey Burke, Tim Hardaway Jr., Courtney Lee and Kristaps Porzingis on January 31, 2019 ... Waived by the Knicks on February 7, 2019 ... Signed with the Indiana Pacers on February 10, 2019 ... Signed as a free agent with the Milwaukee Bucks on July 12, 2019 ... Signed with the Los Angeles Lakers on November 22, 2020

2018-19: (Dallas Mavericks/New York Knicks/Indiana Pacers): Appeared in 69 games (68 starts), averaging 12.2 points, 2.5 rebounds and 2.3 assists in 30.3 minutes ... Shot 37.2 percent (150-403) from three-point range ... Scored in double figures 45 times, including 10 games with 20+ points ... Made multiple three-pointers 45 times, including five games with 5+ triples ... Had multiple steals 14 times ... Tallied 15 points, a career-high four blocks, three rebounds, three assists and three steals on 1/21 at Milwaukee ... Scored a season-high 25 points (7-11 3FG) with four assists, three rebounds and one steal on 12/22 at Golden State ... Missed four games (11/12, 11/17-11/21) with a strained left hamstring, two games (12/28-12/30) with right foot soreness, two games (1/31-2/1) due to trade, two games (4/1-4/3) with a strained right hamstring and one game (4/10) with a sore right toe ... Playoffs: (Indiana Pacers): Appeared in four games (all starts), averaging 7.0 points, 2.5 rebounds and 2.0 assists in 29.8 minutes ... Scored in double figures once ... Finished with six points, a postseason career-high five assists and three rebounds on 4/17 at Boston

2017-18: (Dallas Mavericks): Appeared in 63 games (62 starts), averaging 12.7 points, 3.1 rebounds, 2.7 assists and 1.2 steals in 33.8 minutes ... Shot 38.1 percent (153-402) from three-point range ... Scored in double figures 43 times, including seven games with 20+ points ... Made multiple three-pointers in 41 games, including nine games with 5+ triples ... Had multiple steals in 23 games ... Had six points, a career-high-tying five steals, four rebounds, three assists and one block on 1/31 at Phoenix ... Tied his season-high with 29 points, five assists, four rebounds, two steals and one block on 1/24 vs. Houston ... Finished with two points (7-10 3FG), five rebounds and four assists on 1/3 vs. Golden State ... Scored a season-best 29 points with four rebounds and one assist on 12/8 at Milwaukee ... Missed one game (2/11) with low back tightness, two games (3/4-3/6) with a left hip injury and 16 games (3/11-4/10) due to a fracture to his right proximal fibula

2016-17: (Dallas Mavericks): Appeared in 73 games (all starts), averaging 13.5 points, 3.5 rebounds, 2.9 assists and 1.1 steals in 34.2 minutes ... Shot 36.3 percent (174-479) from three-point range ... Scored in double figures 47 times, including 14 games with 20+ points ... Made multiple three-pointers 47 times, including nine games with 5+ triples ... Had multiple steals in 22 games ... Competed in the JBL 3-Point Contest during All-Star Weekend ... Finished with 26 points (7-11 3FG), three rebounds, two assists and two steals on 12/3 vs. Chicago ... Scored a season-best 27 points with six rebounds and three assists on 2/3 at Portland ... Missed four games (11/9, 4/4, 4/11-4/12) due to rest, two games (1/25-1/26) due to a right hip strain, two games (3/1-3/3) with a hip injury and one game (3/15) with a right calf strain

WESLEY MATTHEWS

2015-16: (Dallas Mavericks): Appeared in 78 games (all starts), averaging 12.5 points, 3.1 rebounds, 1.9 assists and 1.0 steal in 33.9 minutes ... Shot 36.0 percent (189-525) from three-point range ... Scored in double figures 52 times, including 10 games with 20+ points and one 30-point outing ... Made multiple three-pointers 50 times, including nine games with 5+ triples and a career-high 10 three-pointers once ... Had multiple steals in 23 games ... Finished with 13 points, a career-high-tying five steals, three rebounds, one assist and one block on 1/22 vs. Oklahoma City ... Tied his career-high with 36 points (10-17 3FG), six rebounds, five assists, one steal and one block on 12/6 at Washington ... Missed four games (10/29, 11/14, 1/6, 1/13) for rest ... Playoffs: Appeared in five games (all starts), averaging 13.0 points, 3.6 rebounds, 1.2 assists and 1.2 steals in 34.6 minutes ... Scored in double figures three times, including one 20-point game ... Had 22 points, five rebounds, two assists and two steals on 4/21 vs. Oklahoma City

2014-15: (Portland Trail Blazers): Appeared in 60 games (all starts), averaging 15.9 points, 3.7 rebounds, 2.3 assists and 1.3 steals in 33.7 minutes ... Shot 38.9 percent (173-445) from three-point range ... Scored in double figures 52 times, including 14 games with 20+ points and one 30-point outing ... Made multiple three-pointers in 49 games, including 11 games with 5+ triples ... Had multiple steals in 21 games ... Scored a season-best 31 points with five rebounds, three assists and three steals on 2/25 vs. San Antonio ... Tallied 25 points (7-14 3FG), four rebounds and one assist on 1/17 at Memphis ... Finished with 25 points (7-14 3FG), two assists, one rebound and one steal on 12/26 vs. Philadelphia ... Had 26 points (7-12 3FG), four rebounds and three assists on 11/28 vs. Memphis ... Missed the final 21 games of the season (3/7-4/15) with a torn left Achilles' tendon

2013-14: (Portland Trail Blazers): Appeared in all 82 games (all starts), averaging 16.4 points, 3.5 rebounds and 2.4 assists in 33.9 minutes ... Shot 39.3 percent (201-511) from three-point range ... Scored in double figures 69 times, including 24 games with 20+ points ... Made multiple three-pointers 59 times, including seven games with 5+ triples ... Had multiple steals in 20 games ... Tallied one double-double ... Tied his season-high with 28 points, five assists, one rebound and one steal on 3/20 vs. Washington ... Finished with 24 points (6-7 3FG), six rebounds and one steal on 1/17 at San Antonio ... Had a season-best 28 points with two rebounds, two steals and one assist on 11/22 vs. Chicago ... Tallied 21 points, a career-high 12 rebounds, three assists and one steal on 11/1 at Denver ... Playoffs: Appeared in 11 games (all starts), averaging 14.5 points, 3.9 rebounds, 1.3 assists and 1.3 steals in 38.7 minutes ... Scored in double figures eight times, including three 20-point outings ... Made multiple three-pointers in seven games ... Tallied 10 points, a postseason career-high eight rebounds, two blocks, one assist and one steal on 5/12 vs. San Antonio ... Scored a postseason career-high 27 points with a postseason career-high three blocks, two rebounds and one steal on 4/30 at Houston ... Had 21 points, a postseason career-high four steals, four rebounds and three assists on 4/27 vs. Houston

2012-13: (Portland Trail Blazers): Appeared in 69 games (all starts), averaging 14.8 points, 2.8 rebounds, 2.5 assists and 1.3 steals in 34.8 minutes ... Shot 39.8 percent (169-425) from three-point range ... Scored in double figures 53 times, including 18 games with 20+ points and one 30-point contest ... Made multiple three-pointers in 45 games, including nine games with 5+ triples ... Had multiple steals 29 times ... Tallied one double-double ... Tallied 28 points (7-11 3FG), three assists, two rebounds and two steals on 3/19 at Milwaukee ... Finished with 11 points, a career-high 10 assists, four rebounds and one block on 12/1 at Cleveland ... Scored a season-high 30 points with four steals and three assists on 11/23 vs. Minnesota ... Missed two games (12/10-12/13) with a strained left hip, four games (12/23-12/29) with a left hip injury, one game (2/2) with a right ankle injury, one game (2/19) with a sprained left ankle and elbow injury and four games (4/10-4/17) with an ankle injury

2011-12: (Portland Trail Blazers): Appeared in all 66 games (53 starts), averaging 13.7 points, 3.4 rebounds, 1.7 assists and 1.5 steals in 33.8 minutes ... Shot 38.3 percent (129-337) from three-point range ... Scored in double figures in 47 games, including seven games with 20+ points and two 30-point outings ... Made multiple three-pointers 37 times, including four games with 5+ triples ... Tallied multiple steals in 30 games ... Had 31 points (8-10 3FG), three rebounds, three assists, one steal and one block on 4/15 at Sacramento ... Scored a season-best 33 points with three assists, two steals and one rebound on 4/2 vs. Utah ... Had 10 points, a career-high five steals, three rebounds and two assists on 1/18 at Atlanta

2010-11: (Portland Trail Blazers): Appeared in all 82 games (69 starts), averaging 15.9 points, 3.1 rebounds, 2.0 assists and 1.2 steals in 33.6 minutes ... Shot 40.7 percent (154-378) from three-point range ... Scored in double figures 63 times, including 26 games with 20+ points and four 30-point contests ... Made multiple three-pointers 42 times, including seven games with 5+ triples ... Had multiple steals 29 times ... Tallied one double-double ... Finished with 31 points, four rebounds, three assists and two steals on 2/5 at Cleveland ... Scored a career-best 36 point (7-10 3FG) with five rebounds, one assist and one steal on 1/7 at Minnesota ... Recorded 30 points, four steals, three rebounds and three assists on 12/30 vs. Utah ... Tallied 20 points, 10 rebounds, two assists, two blocks and one steal on 11/18 vs. Denver ... Had 30 points, three rebounds, three assists, two steals and one block on 11/16 at Memphis ... Playoffs: Appeared in six games (all starts), averaging 13.0 points, 1.2 rebounds and 1.0 assist in 33.7 minutes ... Shot 38.1 percent (8-21) from three-point range ... Scored in double figures four times, including one 20-point game ... Finished with 25 points, three assists, two rebounds and two steals on 4/21 vs. Dallas

2009-10: (Utah Jazz): Appeared in all 82 games (48 starts), averaging 9.4 points, 2.3 rebounds and 1.5 assists in 24.7 minutes ... Shot 38.2 percent (63-165) from three-point range ... Scored in double figures 40 times, including three 20-point games ... Made multiple three-pointers in 19 games ... Had multiple steals in 19 games ... Scored a season-high 20 points (6-7 3FG) with three rebounds on 3/14 at Oklahoma City ... Made his NBA debut on 10/28 at Denver ... Playoffs: Appeared in 10 games (all starts), averaging 13.2 points, 4.4 rebounds, 1.8 steals and 1.7 assists in 37.1 minutes ... Shot 35.7 percent (15-42) from three-point range ... Scored in double figures seven times, including one 20-point contest ... Finished with 23 points, five rebounds, four assists and one block on 4/30 vs. Denver ... Made his postseason debut on 4/17 at Denver, finishing with six points, four rebounds, two assists and one steal in 38 minutes

COLLEGE: All-Big East Second Team selection (2009) ... Appeared in 127 games (118 starts), averaging 13.2 points, 4.9 rebounds, 2.1 assists and 1.2 steals in 30.2 minutes ... Scored in double figures in 92 games, including 22 games with 20+ points and one 30-point outing ... Made multiple three-pointers in 27 games ... Tallied two double-doubles ... 2008-09 (Marquette): All-Big East Second Team selection ... Appeared in 35 games (all starts), averaging 18.3 points, 5.7 rebounds, 2.5 assists and 1.2 steals in 34.0 minutes ... Shot 36.8 percent (42-114) from three-point range ... Scored in double figures 32 times, including 16 games with 20+ points and one 30-point game ... Made multiple three-pointers in 13 games ... Tallied two double-doubles ... Scored a career-high 30 points (15-18 FT) with four rebounds, three assists and two steals on 12/16 vs. Tennessee ... 2007-08 (Marquette): Appeared in 35 games (all starts), averaging 11.3 points, 4.4 rebounds, 1.7 assists and 1.0 steal in 28.8 minutes ... Scored in double figures 25 times, including one 20-point game ... Made multiple three-pointers five times ... Scored a season-high 22 points with three rebounds and three assists on 3/1 vs. Georgetown ... 2006-07 (Marquette): Appeared in 34 games (all starts), averaging 12.6 points, 5.3 rebounds, 2.2 assists and 1.4 steals in 31.2 minutes ... Scored in double figures 24 times, including four games with 20+ points ... Made multiple three-pointers six times ... Tied his season-high with 22 points, five rebounds, four steals and two assists on 1/24 vs. Seton Hall ... Scored a season-best 22 points with nine rebounds and two blocks on 12/30 vs. Savannah State ... 2005-06 (Marquette): Appeared in 23 games (14 starts), averaging 9.0 points, 4.0 rebounds, 2.2 assists and 1.3 steals in 24.9 minutes ... Scored in double figures 11 times, including one 20-point game ... Scored a season-best 21 points with five rebounds, two assists, one steal and one block on 12/19 vs. Oakland ... Made his collegiate debut on 11/18 vs. Rice, finishing with seven points, one rebound, one assist and one steal in 15 minutes

PERSONAL: Son of Pam Moore and Wes Matthews Sr. ... His mother, Pam, was a two-sport athlete and track standout at the University of Wisconsin and was inducted into the school's hall of fame in September 2006 ... His father, Wes, played basketball at Wisconsin and spent nine years in the NBA with six different teams from 1980-90, winning back-to-back championship with the Lakers in 1987 & 1988 ... Earned the NBA Community Assist Award for February 2012 in honor of his outstanding efforts in the community and his ongoing philanthropic and charitable work ... Majored in advertising at Marquette



ALFONZO McKinnie

Height: 6'8
Weight: 215
Born: 9/17/92 (Chicago, IL)
High School: John Marshall (Chicago, IL)
College: Green Bay
Experience: 3 years pro

28

CAREER REGULAR SEASON STATISTICS

Year	Team	G	GS	MIN	FG	FGA	PCT	3FG	3FGA	PCT	FT	FTA	PCT	OFF	DEF	TOT	A	PF	DQ	STL	TO	BLK	PTS	AVG
17-18	TOR	14	0	53	8	15	.533	3	9	.333	2	3	.667	1	6	7	1	8	0	1	3	1	21	1.5
18-19	GSW	72	5	1003	134	275	.487	42	118	.356	27	48	.563	81	166	247	31	134	0	18	30	15	337	4.7
19-20	CLE	40	1	593	73	171	.427	14	65	.215	22	31	.710	37	76	113	14	72	0	23	26	8	182	4.6
TOTALS		126	6	1650	215	461	.466	59	192	.307	51	82	.622	119	248	367	46	214	0	42	59	24	540	4.3

CAREER POSTSEASON STATISTICS

Year	Team	G	GS	MIN	FG	FGA	PCT	3FG	3FGA	PCT	FT	FTA	PCT	OFF	DEF	TOT	A	PF	DQ	STL	TO	BLK	PTS	AVG
18-19	GSW	22	1	235	26	59	.441	10	32	.313	4	10	.400	17	33	50	4	32	0	2	6	1	66	3.0
TOTALS		22	1	235	26	59	.441	10	32	.313	4	10	.400	17	33	50	4	32	0	2	6	1	66	3.0

CAREER HIGHS

REGULAR SEASON SINGLE-GAME HIGHS

Points 19, 10/29/18, Golden State at Chicago
 Minutes 30, 11/18/19, Cleveland at New York
 Field Goals 7, 10/29/18, Golden State at Chicago
 Field Goal Attempts 15, 10/29/18, Golden State at Chicago
 Three-Point Field Goals 4, 10/29/18, Golden State at Chicago
 Three-Point Attempts 7, 12/7/18, Golden St. at Milwaukee (twice)
 Free Throws 3, 1/28/20, Cleveland vs. N.O. (5 times)
 Free Throw Attempts 5, 11/18/19, Cleveland at New York
 Offensive Rebounds 5, 10/29/18, Golden State at Chicago
 Defensive Rebounds 7, 1/17/20, Cleveland at Memphis (3 times)
 Rebounds 10, 1/17/20, Cleveland at Mem. (twice)
 Assists 3, 2/28/19, Golden St. at Orlando (3 times)
 Steals 3, 1/9/20, Cleveland at Detroit (twice)
 Blocks 2, 3/19/19, Golden St. at Minnesota

(twice)POSTSEASON SINGLE-GAME HIGHS

Points 12, 5/20/19, Golden State at Portland
 Minutes 26, 5/20/19, Golden State at Portland
 Field Goals 5, 5/20/19, Golden State at Portland
 Field Goal Attempts 12, 5/20/19, Golden State at Portland
 Three-Point Field Goals 2, 5/30/19, Golden State at Toronto
 Three-Point Attempts 5, 5/20/19, Golden State at Portland
 Free Throws 1, 5/20/19, Golden St. at Portland (4 times)
 Free Throw Attempts 2, 6/7/19, Golden St. vs. Toronto (4 times)
 Offensive Rebounds 3, 5/18/19, Golden State at Portland
 Defensive Rebounds 6, 5/18/19, Golden St. at Portland (twice)
 Rebounds 9, 5/18/19, Golden State at Portland
 Assists 1, 6/5/19, Golden St. vs. Toronto (4 times)
 Steals 1, 5/18/19, Golden St. at Portland (twice)
 Blocks 1, 4/13/19, Golden State vs. LA Clippers

AT A GLANCE

- Has appeared in 126 games (six starts) for the Raptors, Warriors and Cavaliers
- Owns career averages of 4.3 points and 2.9 rebounds in 13.1 minutes
- Undrafted in the 2015, entered the G League in 2016 after paying \$175 to attend an open tryout with the Windy City Bulls

ALFONZO MCKINNIE

HOW ACQUIRED: Acquired by the Lakers along with Jordan Bell from the Cleveland Cavaliers in exchange for JaVale McGee and a future second round draft pick on November 23, 2020

2019-20: (Cleveland Cavaliers) Appeared in 40 games (one start), averaging 4.6 points and 2.8 rebounds in 14.8 minutes ... Scored in double figures five times ... Tallied one double-double ... Scored a season-high 15 points with three rebounds, one assist, one steal and one block on 1/27 at Detroit ... Had 12 points, 10 rebounds, two steals and one block on 1/17 at Memphis ... DNP-CD 12 times ... NWT one time ... Missed eight games (2/21-3/4) due to left foot plantar fasciitis

CAREER: Appeared in 126 games (six starts) for the Raptors, Warriors and Cavaliers, averaging 4.3 points and 2.9 rebounds in 13.1 minutes ... Scored in double figures 11 times ... Tallied two double-doubles ... Playoffs: Appeared in 22 games (one start) for the Warriors, averaging 3.0 points and 2.3 rebounds in 10.7 minutes ... Scored in double figures once ... NBA G League: Appeared in 85 games (69 starts) for Raptors 905 and the Windy City Bulls, averaging 14.5 points, 8.5 rebounds and 1.0 assist in 30.3 minutes ... Scored in double figures in 67 games, including 18 games with 20+ points ... Tallied 24 double-doubles ... Career Transactions: Signed a multi-year contract with the Toronto Raptors on July 9, 2017 ... Waived by the Raptors on July 17, 2018 ... Signed as a free agent with the Golden State Warriors on September 5, 2018 ... Signed a two-way contract with the Warriors on October 11, 2018 ... Converted from a two-way contract to a regular contract with the Warriors on October 12, 2018 ... Waived by the Warriors on October 19, 2019 ... Claimed off waivers by the Cleveland Cavaliers on October 21, 2019 ... Waived by the Cavaliers on January 6, 2020 ... Signed a 10-day contract with the Cavaliers on January 9, 2020 ... Signed a second 10-day contract with the Cavaliers on January 23, 2020 ... Signed a multi-year contract with the Cavaliers on February 8, 2020 ... Acquired by the Los Angeles Lakers along with Jordan Bell from the Cavaliers in exchange for JaVale McGee and a future second round draft pick on November 23, 2020

2018-19: (Golden State Warriors) Appeared in 72 games (five starts), averaging 4.7 points and 3.4 rebounds in 13.9 minutes ... Scored in double figures six times ... Tallied one double-double ... Made first career start on 1/31 vs. Philadelphia, finishing with 11 points and four rebounds ... Scored a career-high 19 points with 10 rebounds, one assist and one block on 10/29 at Chicago ... Missed nine games (11/18-12/3) due to left foot soreness ... DNP-CD once (2/23) ... Playoffs: Appeared in 22 games (one start), averaging 3.0 points and 2.3 rebounds in 10.7 minutes ... Scored in double figures once ... Had a playoff career-high 12 points with two rebounds in first playoff start on 5/20 at Portland ... Made playoff debut on 4/13 vs. LA Clippers, finishing with three points and one block in seven minutes

2017-18: (Toronto Raptors) Appeared in 14 games, averaging 1.5 points in 3.8 minutes ... Scored a season-high nine points with two rebounds and one block on 11/1 at Denver ... Made NBA debut on 10/19 vs. Chicago ... NBA G League: (Raptors 905): Appeared in 35 games (all starts), averaging 14.0 points, 7.5 rebounds and 1.4 assists in 29.9 minutes ... Scored in double figures in 26 games, including five games with 20+ points ... Tallied six double-doubles ... Scored a season-best 27 points with eight rebounds, three assists and two steals on 2/25 vs. Wisconsin ... G League Playoffs: Appeared in five games (all starts), averaging 8.4 points, 7.4 rebounds and 1.0 block in 28.1 minutes ... Scored in double figures twice ... Tallied one double-double

2016-17: (Windy City Bulls): NBA G League All-Star selection ... Appeared in 50 games (34 starts), averaging 14.9 points and 9.2 rebounds in 30.5 minutes ... Shot 50.8 percent (291-573) from the field ... Scored in double figures 41 times, including 13 games with 20+ points ... Recorded 18 double-doubles ... Scored a career-best 29 points with five rebounds, two assists, two blocks and one steal on 3/4 vs. Sioux Falls ... Had 20 points, a career-high 16 rebound and one assist on 2/24 at Los Angeles

INTERNATIONAL: Split the 2015-16 season between the East Side Pirates (Luxembourg) and Heromsillo (Mexico) ... (Rayos De Heromsillo): Appeared in 25 games (22 starts), averaging 15.4 points and 7.3 rebounds in 26.9 minutes ... Recorded seven double-doubles

COLLEGE: Appeared in 96 games (53 starts), averaging 7.2 points and 5.2 rebounds in 18.9 minutes ... Shot 50.6 percent (271-536) from the field ... Scored in double figures 28 times, including three 20-point outings ... Tallied seven double-doubles ... 2014-15 (Green Bay): Appeared in 33 games (20 starts), averaging 8.0 points and 5.3 rebounds in 21.6 minutes ... Scored in double figures in 11 games, including one 20-point contest ... Tallied four double-doubles ... Scored a season-high 23 points with 10 rebounds, one steal and one block on 2/5 vs. Milwaukee ... 2013-14 (Green Bay): Appeared in nine games, averaging 4.6 points and 2.8 rebounds in 12.8 minutes ... Scored in double figures once ... Had a season-best 10 points with three rebounds and one block on 2/27 at Oakland ... Missed first 10 games of the season after undergoing meniscus surgery in the offseason ... 2012-13: Sat out due to NCAA transfer rules ... 2011-12 (Eastern Illinois): Appeared in 29 games (28 starts), averaging 10.2 points and 7.0 rebounds in 23.8 minutes ... Shot 56.7 percent (115-203) from the field ... Scored in double figures 13 times, including two games with 20+ points ... Tallied three double-doubles ... Scored a season-high 24 points with 14 rebounds, one assist, one steal and one block on 11/30 vs. Maine ... 2010-11 (Eastern Illinois): Appeared in 25 games (five starts), averaging 3.6 points and 3.6 rebounds in 11.8 minutes ... Shot 54.5 percent (36-66) from the field ... Scored in double figures three times ... Had a season-high 14 points, six rebounds and two steals on 1/3 vs. Anderson ... Made collegiate debut on 11/12 vs. South Dakota State, finishing with five rebounds in nine minutes

PERSONAL: Son of Elisa Bryant and Alfonzo McKinnie, Sr. ... Made the G League in 2016 after an open tryout with the Windy City Bulls, for which he paid \$175 to attend ... Won a silver medal for USA Basketball at the 2016 FIBA 3x3 World Championship in Guangzhou, China ... Split the 2015-16 season between the East Side Pirates (Luxembourg) and Heromsillo (Mexico)



MARKIEFF MORRIS

Height: 6'10
Weight: 245
Born: 9/2/89 (Philadelphia, PA)
High School: APEX Academy (Pennsauken, NJ)
College: Kansas
Experience: 9 years pro

88

CAREER REGULAR SEASON STATISTICS

Year	Team	G	GS	MIN	FG	FGA	PCT	3FG	3FGA	PCT	FT	FTA	PCT	OFF	DEF	TOT	A	PF	DQ	STL	TO	BLK	PTS	AVG
11-12	PHX	63	7	1227	174	436	.399	43	124	.347	76	106	.717	69	210	279	65	179	2	41	70	42	467	7.4
12-13	PHX	82	32	1837	266	653	.407	45	134	.336	93	127	.732	131	265	396	108	209	3	77	104	64	670	8.2
13-14	PHX	81	0	2153	411	845	.486	34	108	.315	259	327	.792	139	346	485	144	232	2	68	147	51	1115	13.8
14-15	PHX	82	82	2581	512	1100	.465	57	179	.318	177	232	.763	110	396	506	192	245	4	101	170	39	1258	15.3
15-16	PHX/WAS	64	45	1629	305	718	.425	47	155	.303	108	147	.735	73	279	352	124	184	1	58	135	34	765	12.0
16-17	WAS	76	76	2374	406	889	.457	71	196	.362	180	215	.837	107	386	493	126	254	4	82	129	42	1063	14.0
17-18	WAS	73	73	1968	330	687	.480	76	207	.367	105	128	.820	75	334	409	142	216	2	56	127	38	841	11.5
18-19	WAS/OKC	58	16	1271	204	484	.421	68	203	.335	71	92	.772	61	204	265	79	175	4	36	54	22	547	9.4
19-20	DET/LAL	58	17	1188	203	458	.443	88	228	.386	66	85	.776	40	178	218	77	133	0	31	76	17	560	9.7
TOTALS		637	348	16227	2811	6270	.448	529	1534	.345	1135	1459	.778	805	2598	3403	1057	1827	22	550	1012	349	7286	11.4

CAREER POSTSEASON STATISTICS

Year	Team	G	GS	MIN	FG	FGA	PCT	3FG	3FGA	PCT	FT	FTA	PCT	OFF	DEF	TOT	A	PF	DQ	STL	TO	BLK	PTS	AVG
16-17	WAS	13	13	373	59	145	.407	14	38	.368	25	31	.806	18	65	83	22	46	1	12	21	17	157	12.1
17-18	WAS	6	6	181	24	49	.490	2	12	.167	9	10	.900	14	31	45	10	22	0	4	6	5	59	9.8
18-19	OKC	5	0	59	5	16	.313	2	7	.286	7	9	.778	4	9	13	5	9	0	1	2	3	19	3.8
19-20	LAL	21	2	386	44	98	.449	29	69	.420	7	9	.778	12	52	64	20	54	1	6	17	3	124	5.9
TOTALS		45	21	999	132	308	.429	47	126	.373	48	59	.814	48	157	205	57	131	2	23	46	28	359	8.0

CAREER HIGHS

REGULAR SEASON SINGLE-GAME HIGHS

Points 35, 1/13/15, Phoenix vs. Cleveland
 Minutes 44, 11/28/16, Wash. vs. Sac. (3 times)
 Field Goals 15, 1/13/15, Phoenix vs. Cleveland
 Field Goal Attempts 26, 2/26/15, Phoenix vs. Oklahoma City
 Three-Point Field Goals 7, 12/21/19, Detroit vs. Chicago
 Three-Point Attempts 12, 12/21/19, Detroit vs. Chicago
 Free Throws 11, 12/20/13, Phoenix at Denver
 Free Throw Attempts 15, 12/20/13, Phoenix at Denver
 Offensive Rebounds 9, 3/24/13, Phoenix vs. Brooklyn
 Defensive Rebounds 16, 1/5/18, Washington at Memphis
 Rebounds 17, 1/5/18, Wash. at Memphis (twice)
 Assists 8, 2/23/18, Wash. vs. Charlotte (twice)
 Steals 5, 3/13/15, Phoenix vs. Atl. (three times)
 Blocks 6, 4/15/13, Phoenix vs. Houston

POSTSEASON SINGLE-GAME HIGHS

Points 22, 4/14/18, Washington at Toronto
 Minutes 42, 5/15/17, Washington at Boston
 Field Goals 9, 4/14/18, Washington at Toronto
 Field Goal Attempts 19, 4/16/17, Washington vs. Atlanta
 Three-Point Field Goals 5, 10/4/20, Los Angeles at Miami
 Three-Point Attempts 11, 10/4/20, Los Angeles at Miami
 Free Throws 4, 4/16/19, OKC at Portland (4 times)
 Free Throw Attempts 5, 5/12/17, Washington vs. Boston
 Offensive Rebounds 7, 4/27/18, Washington vs. Toronto
 Defensive Rebounds 9, 4/14/18, Wash. at Toronto (twice)
 Rebounds 15, 4/27/18, Washington vs. Toronto
 Assists 6, 4/14/18, Washington at Toronto
 Steals 3, 5/7/17, Washington vs. Boston
 Blocks 4, 4/16/17, Washington vs. Atlanta

AT A GLANCE

- Won 2020 NBA Championship with the Lakers after appearing in 14 games (one start) with the team last season
- Has appeared in 637 games (348 starts) for the Suns, Wizards, Thunder, Pistons and Lakers
- Owns career averages of 11.4 points, 5.3 rebounds and 1.7 assists in 25.5 minutes
- Selected by the Phoenix Suns with the 13th overall pick in the 2011 NBA Draft

HOW ACQUIRED: Re-signed with the Lakers on November 23, 2020

2019-20: (Detroit Pistons/Los Angeles Lakers): NBA Champion ... Appeared in 58 games (17 starts), averaging 9.7 points, 3.8 rebounds and 1.3 assists in 20.5 minutes ... Shot a career-high 38.6 percent from three-point range ... Scored in double figures 27 times this season, including five 20-point performances ... Had one double-double ... Made his first start as a Laker 8/13 vs. Sacramento, scoring 14 points (4-5 3FG), his highest total with Los Angeles ... Scored 10 points 3/1 at New Orleans, his first double-digit scoring game as a Laker ... Made Lakers debut 2/25 vs. New Orleans, totaling four points, one rebound and one block in 15 minutes ... Scored 23 points, including a career-high seven triples, on 12/21 vs. Chicago ... DNP-CD twice (8/3, 8/8) ... Playoffs: (Los Angeles Lakers): Appeared in 21 games (two starts), averaging 5.9 points, 3.0 rebounds and 1.0 assist in 18.4 minutes ... Scored in double figures three times ... Had postseason-high 19 points (5-11 3FG), six rebounds and two assists 10/4 at MIA ... Made first start of the postseason 9/10 at HOU, finishing with nine points and four rebounds ... Led the second unit with 16 points (6-8 FG, 4-5 3FG) and five rebounds 9/6 vs. HOU ... In Lakers playoff debut, had five points and three rebounds 8/18 vs. POR

CAREER: NBA Champion (2020) ... Has appeared in 637 games (348 starts) for the Suns, Wizards, Thunder, Pistons and Lakers ... Owns career averages of 11.4 points, 5.3 rebounds and 1.7 assists in 25.5 minutes ... Has shot 34.5 percent (529-1534) from three-point range ... Scored in double figures in 373 games, including 78 games with 20+ points and four games with 30+ points ... Tallied 46 double-doubles ... Playoffs: Has appeared in 45 playoff games (21 starts) for the Wizards, Thunder and Lakers, averaging 8.0 points, 4.6 rebounds and 1.3 assists in 22.2 minutes ... Scored in double figures 12 times, including two 20-point contests ... Tallied five double-doubles ... Career Transactions: Selected by the Phoenix Suns with the 13th overall pick in the 2011 NBA Draft ... Signed a contract extension with the Suns on September 29, 2014 ... Acquired by the Washington Wizards on February 18, 2016 in exchange for DeJuan Blair, Kris Humphries and a 2016 first round pick ... Acquired by the New Orleans Pelicans on February 7, 2019 along with cash and a 2023 second round pick in exchange for Wesley Johnson ... Waived by the Pelicans on February 7, 2019 ... Signed as a free agent with the Oklahoma City Thunder on February 20, 2019 ... Signed as a free agent with the Detroit Pistons on July 6, 2019 ... Waived by the Pistons on February 21, 2020 ... Signed with the Lakers as a free agent on February 23, 2020 ... Re-signed with the Lakers on November 23, 2020

2018-19: (Washington Wizards/Oklahoma City Thunder): Appeared in 58 games (16 starts), averaging 9.4 points, 4.6 rebounds and 1.4 assists in 21.9 minutes ... Scored in double figures in 29 games, including five games with 20+ points ... Made multiple three-pointers in 19 games ... Tallied two double-doubles ... Finished with 22 points and a season-high 11 rebounds on 11/26 vs. Houston ... Had a season-high 28 points (6-10 3FG) with nine rebounds, one assist, one steal and one block on 10/22 at Portland ... Missed one game (10/30) due to concussion protocol, three games (12/28-1/2) with upper back stiffness, 16 games (1/4-2/6) with transient cervical neuropathia and one game (3/13) with neck soreness ... Playoffs: Appeared in five games, averaging 3.8 points, 2.6 rebounds and 1.0 assist in 11.8 minutes

2017-18: (Washington Wizards): Appeared in 73 games (all starts), averaging 11.5 points, 5.6 rebounds and 1.9 assists in 27.0 minutes ... Shot 36.7 percent (76-207) from three-point range ... Scored in double figures in 45 games, including six games with 20+ points ... Made multiple three-pointers in 21 games ... Tallied five double-doubles ... Scored a season-best 27 points with four rebounds and two assists on 3/13 vs. Minnesota ... Had 12 points and a career-high-tying 17 rebounds with two blocks on 1/5 at Memphis ... Missed six games (10/28-10/29) due to sports hernia surgery, one game (11/1) due to a suspension, one game (12/13) with hip soreness and one game (2/10) due to illness ... Playoffs: Appeared in six games (all starts), averaging 9.8 points, 7.5 rebounds and 1.7 assists in 30.2 minutes ... Scored in double figures twice ... Tallied two double-doubles ... Had 12 points, a playoff-career-high 15 rebounds, one assist and one block on 4/27 vs. Toronto ... Scored a playoff-career-high 22 points with 11 rebounds and six assists on 4/14 at Toronto

2016-17: (Washington Wizards): Appeared in 76 games (all starts), averaging 14.0 points, 6.5 rebounds, 1.7 assists and 1.1 steals in 31.2 minutes ... Shot 36.2 percent (71-196) from three-point range ... Scored in double figures in 60 games, including 14 games with 20+ points ... Made multiple three-pointers in 20 games ... Tallied nine double-doubles ... Had a season-high 26 points with 10 rebounds, three assists and a steal on 2/10 vs. Indiana ... Finished with 24 points, a season-best 15 rebounds, three blocks and two assists on 11/12 at Chicago ... Missed one game (12/14) with a sore left foot, one game (2/8) with right calf tightness, two games (3/17-3/18) with an illness and one game (4/6) with a sore right ankle ... DNP-CD once (4/12) ... Playoffs: Appeared in 13 games (all starts), averaging 12.1 points, 6.4 rebounds, 1.7 assists and 1.3 blocks in 28.7 minutes ... Shot 36.8 percent (14-38) from three-point range ... Scored in double figures seven times, including one 20-point outing ... Tallied three double-doubles ... Finished with 16 points, 11 rebounds, two assists, one steal and one block on 5/12 vs. Boston ... Had 21 points with seven rebounds, four blocks, two assists and one steal on 4/16 vs. Atlanta

2015-16: (Phoenix Suns/Washington Wizards): Appeared in 64 games (45 starts), averaging 12.0 points, 5.5 rebounds and 1.9 assists in 25.5 minutes ... Scored in double figures 37 times, including five games with 20+ points and one 30-point contest ... Tallied two double-doubles ... Had 16 points, a season-high 13 rebounds, five assists, two steals and one block on 2/29 vs. Philadelphia ... Scored a season-high 30 points (13-20 FG) with 11 rebounds, six assists, two blocks and one steal on 2/2 vs. Toronto ... Missed two games (11/14-11/16) with a left knee sprain, one game (12/2) with a left knee contusion, one game (12/9) with a sinus infection, two games (12-26-12/28) due to team suspension, one game (1/21) with a right shoulder strain, one game (3/27) with a strained calf and was inactive twice (4/11-4/13) ... DNP-CD 10 times (12/6, 12/11-12/16, 12/31-1/6, 1/23)

MARKIEFF MORRIS

2014-15: (Phoenix Suns): Appeared in all 82 games (all starts), averaging a career-high 15.3 points, 6.2 rebounds, 2.3 assists and 1.2 steals in 31.5 minutes ... Scored in double figures in 65 games, including 19 games with 20+ points, and three 30-point outings ... Had multiple steals in 29 games ... Tallied 12 double-doubles ... Led the team in scoring 17 times, rebounds 18 times, assists seven times, steals 20 times and blocks 12 times ... Had 22 points, seven rebounds, three assists, two blocks and a season-high five steals on 3/13 vs. Atlanta ... Tallied 12 points, a season-best 14 rebounds, three assists and one block on 1/30 vs. Chicago ... Scored a career-high 35 points (15-21 FG) with seven rebounds, one assist and one steal on 1/13 vs. Cleveland ... Had 30 points, seven rebounds, five assists and four steals on 11/17 at Boston

2013-14: (Phoenix Suns): Appeared in 81 games (zero starts), averaging 13.8 points, 6.0 rebounds and 1.8 assists in 26.6 minutes ... Scored in double figures in 59 games, including 18 games with 20+ points ... Tallied 11 double-doubles ... Led the NBA in points scored off the bench (1,115), double-digit scoring games off the bench (59) and double-doubles off the bench (11) ... Led the team in scoring 12 times, rebounds 14 times, steals 13 times and blocks 19 times ... Named Western Conference Player of the Week for the week of 4/4-4/10 after averaging 22.8 points, 8.0 rebounds and 2.0 steals in four games ... Had 27 points, a season-best 15 rebounds, two assists and one block on 1/26 at Cleveland ... Scored a season-high 28 points (10-13 FG) with 10 rebounds, three steals and two assists on 11/8 vs. Denver ... Tallied 23 points (11-13 FG), 12 rebounds, one assist and one steal on 11/6 at San Antonio ... Missed one game (10/30) due to suspension

2012-13: (Phoenix Suns): Appeared in all 82 games (32 starts), averaging 8.2 points, 4.8 rebounds and 1.3 assists in 22.4 minutes ... Scored in double figures 29 times, including three 20-point outings ... Had multiple steals in 22 games, including a season-high five takeaways twice ... Tallied three double-doubles ... Scored 20 points with seven rebounds, a career-high six blocks, a season-high five steals and one assist on 4/15 vs. Houston ... Finished with 15 points, a career-high 17 rebounds, three assists and two blocks on 12/6 vs. Dallas ... Had a season-high 23 points with three rebounds, three assists and one steal on 11/23 vs. New Orleans

2011-12: (Phoenix Suns): Appeared in 63 games (seven starts), averaging 7.4 points, 4.4 rebounds and 1.0 assist in 19.5 minutes ... Shot 34.7 percent (43-124) from three-point range ... Scored in double figures 22 times, including three 20-point games ... Tallied one double-double ... Had a season-high 22 points with five rebounds and one block on 3/25 at Cleveland ... Recorded first career double-double with 13 points, 10 rebounds, three assists, two blocks and one steal on 1/8 vs. Milwaukee ... Made his NBA debut on 12/26 vs. New Orleans, finishing with seven points, nine rebounds, two assists, two steals and two blocks in 25 minutes ... Missed two games (3/28-4/1) with the flu ... DNP-CD once (3/14)

COLLEGE: All-Big 12 Second Team selection (2011) ... Appeared in 109 games (43 starts), averaging 8.5 points, 6.1 rebounds and 1.2 assists in 19.3 minutes ... Shot 40.4 percent (38-94) from three-point range ... Scored in double figures in 40 games, including six games with 20+ points ... Tallied 14 double-doubles ... 2010-11 (Kansas): All-Big 12 Second Team selection ... Appeared in 38 games (34 starts), averaging 13.6 points, 8.3 rebounds, 1.4 assists and 1.1 blocks in 24.4 minutes ... Shot 42.4 percent (25-59) from three-point range ... Led the Big 12 in field goal percentage (.589), rebounds (316) and rebounds per game (8.3) ... Scored in double figures 31 times, including six 20-point games ... Tallied 13 double-doubles ... Scored a career-high 26 points with a career-high 15 rebounds, two assists, two steals and two blocks on 2/19 vs. Colorado ... 2009-10 (Kansas): Appeared in 36 games (two starts), averaging 6.8 points, 5.3 rebounds, 1.1 assists and 1.0 block in 17.6 minutes ... Tallied one double-double ... Scored in double figures eight times ... Finished with 12 points, 12 rebounds, four blocks, two assists and one steal on 12/12 vs. La Salle ... Had a season-high 19 points with six rebounds, two steals and one assist on 12/6 at UCLA ... 2008-09 (Kansas): Appeared in 35 games (seven starts), averaging 4.6 points, 4.4 rebounds and 1.0 assist in 15.6 minutes ... Scored in double figures once ... Had seven points, 15 rebounds, three assists and two blocks on 11/16 vs. UMKC

PERSONAL: Son of Thomasine "Angel" Morris ... Has four brothers, Donte, Blake, David and twin brother Marcus ... He is seven minutes older than Marcus ... His nickname is "Keef" which was given to him by his late grandmother, Shirley, with whom he shared a special bond ... Played football through 10th grade but switched to basketball when his mom told him he was too tall for football ... His favorite video game is Madden ... Modeled his basketball game after Rasheed Wallace ... Majored in American Studies at Kansas ... His favorite charity to work with is Helping Hands For Single Moms



DENNIS SCHRÖDER

Height: 6'1

Weight: 172

Born: 5/4/88 (Braunschweig, Germany)

Prior to NBA: NY Phantoms Braunschweig (Germany)

Experience: 7 years pro

17

CAREER REGULAR SEASON STATISTICS

Year	Team	G	GS	MIN	FG	FGA	PCT	3FG	3FGA	PCT	FT	FTA	PCT	OFF	DEF	TOT	A	PF	DO	STL	TO	BLK	PTS	AVG
13-14	ATL	49	0	641	72	188	.383	10	42	.238	29	43	.674	5	55	60	93	54	0	17	61	0	183	3.7
14-15	ATL	77	10	1516	284	665	.427	52	148	.351	148	179	.827	29	135	164	317	127	0	49	150	4	768	10.0
15-16	ATL	80	6	1621	329	781	.421	77	239	.322	144	182	.791	25	179	204	349	138	0	70	183	9	879	11.0
16-17	ATL	79	78	2485	548	1214	.451	100	294	.340	218	255	.855	42	206	248	499	149	0	74	258	16	1414	17.9
17-18	ATL	67	67	2078	500	1146	.436	76	262	.290	225	265	.849	44	164	208	417	147	1	72	183	6	1301	19.4
18-19	OKC	79	14	2314	457	1104	.414	124	364	.341	186	227	.819	38	246	284	323	189	1	65	172	12	1224	15.5
19-20	OKC	65	2	1999	453	965	.469	125	325	.385	198	236	.839	19	217	236	262	146	0	45	166	14	1229	18.9
TOTALS		496	177	12654	2643	6063	.436	564	1674	.337	1148	1387	.828	202	1202	1404	2260	950	2	392	1173	61	6998	14.1

CAREER POSTSEASON STATISTICS

Year	Team	G	GS	MIN	FG	FGA	PCT	3FG	3FGA	PCT	FT	FTA	PCT	OFF	DEF	TOT	A	PF	DO	STL	TO	BLK	PTS	AVG
13-14	ATL	2	0	7	2	2	1.000	1	1	1.000	0	0	---	0	2	2	0	1	0	0	0	0	5	2.5
14-15	ATL	16	0	290	56	145	.386	8	34	.235	24	28	.857	5	24	29	62	28	0	9	27	0	144	9.0
15-16	ATL	10	0	191	47	104	.452	12	35	.343	11	13	.846	6	13	19	36	24	0	4	21	1	117	11.7
16-17	ATL	6	6	211	50	110	.455	17	40	.425	31	37	.838	4	10	14	46	19	0	6	10	0	148	24.7
18-19	OKC	5	0	151	25	55	.455	6	20	.300	13	18	.722	2	14	16	17	11	0	4	6	0	69	13.8
19-20	OKC	7	0	227	44	109	.404	13	45	.289	20	25	.800	2	24	26	25	15	0	4	17	1	121	17.3
TOTALS		46	6	1078	224	525	.427	57	175	.326	99	121	.818	19	87	106	186	98	0	27	81	2	604	13.1

CAREER HIGHS

REGULAR SEASON SINGLE-GAME HIGHS

Points	41, 3/20/18, Atlanta at Utah
Minutes	55, 1/29/17, Atlanta vs. New York
Field Goals	16, 3/20/18, Atlanta at Utah
Field Goal Attempts	28, 3/20/19, Atlanta at Utah
Three-Point Field Goals	8, 4/10/19, Oklahoma City at Milwaukee
Three-Point Attempts	15, 4/10/19, OKC at Milwaukee
Free Throws	10, 12/18/19, OKC vs. Memphis (3 times)
Free Throw Attempts	12, 2/11/18, Atlanta vs. Detroit
Offensive Rebounds	3, 11/10/18, OKC at Dallas (6 times)
Defensive Rebounds	10, 3/3/19, Oklahoma City vs. Memphis
Rebounds	12, 3/3/19, Oklahoma City vs. Memphis
Assists	15, 1/17/18, Atlanta vs. N.O. (twice)
Steals	5, 2/28/18, Atlanta vs. Indiana (twice)
Blocks	2, 12/16/19, OKC vs. Chicago (3 times)

POSTSEASON SINGLE-GAME HIGHS

Points	30, 8/24/20, Oklahoma City vs. Houston
Minutes	40, 4/28/17, Atlanta vs. Washington
Field Goals	10, 8/24/20, OKC vs. Houston (6 times)
Field Goal Attempts	23, 8/22/20, Oklahoma City vs. Houston
Three-Point Field Goals	5, 4/26/17, Atlanta at Wash. (twice)
Three-Point Attempts	10, 8/22/20, Oklahoma City vs. Houston (twice)
Free Throws	7, 8/22/20, OKC vs. Houston (twice)
Free Throw Attempts	9, 8/22/20, Oklahoma City vs. Houston
Offensive Rebounds	2, 4/14/19, OKC at Portland (4 times)
Defensive Rebounds	7, 8/31/20, Oklahoma City vs. Houston
Rebounds	8, 8/31/20, Oklahoma City vs. Houston
Assists	11, 4/26/17, Atlanta at Washington
Steals	3, 5/15/15, Atlanta at Washington
Blocks	1, 8/29/20, OKC at Houston (twice)

DENNIS SCHRÖDER

AT A GLANCE

- Has appeared in 496 NBA games (177 starts) for the Thunder and Hawks
- Owns career averages of 14.1 points, 2.8 rebounds and 4.6 assists in 25.5 minutes
- Selected by the Atlanta Hawks with the 17th overall pick in the 2013 NBA Draft

HOW ACQUIRED: Acquired by the Lakers from the Oklahoma City Thunder in exchange for Danny Green and the draft rights to Jaden McDaniels on November 18, 2020

2019-20: (Oklahoma City Thunder): Appeared in 65 games (two starts), averaging 18.9 points, 4.0 assists and 3.6 rebounds in 30.8 minutes ... Led the league in points scored off the bench ... Shot a career-best 46.9 percent from the field (453-965) and a career-high 38.5 percent (125-325) from three-point range ... Scored in double figures 59 times, including 33 games with 20+ points and four 30-point games ... Made first start of the season on 1/27 vs. Dallas, finishing with 21 points, seven rebounds, six assists, one steal and one block ... Tied his season-high with 31 points (13-18 FG), nine assists and three rebounds on 1/22 at Orlando ... Finished with a season-high-tying 31 points, seven assists, three rebounds and one steal on 12/18 vs. Memphis ... Scored a season-best 31 points with four rebounds and one assist on 11/19 at Los Angeles ... Missed one game (12/29) with right ankle soreness, five games (8/3-8/10) for personal reasons and one game (8/12) in self-isolation ... Playoffs: Appeared in seven games, averaging 17.3 points, 3.7 rebounds and 3.6 assists in 32.4 minutes ... Scored in double figures six times, including two games with 20+ points and one 30-point contest ... Scored a playoff career-high 30 points (10-16 FG) with three assists and one rebound on 8/24 vs. Houston

CAREER: Has appeared in 496 NBA games (177 starts) for the Thunder and Hawks ... Owns career averages of 14.1 points, 2.8 rebounds and 4.6 assists in 25.5 minutes ... Scored in double figures 344 times, including 127 games with 20+ points, 13 games with 30+ points and one 40-point contest ... Recorded double-digit assists 26 times ... Tallied double-digit rebounds once ... Recorded 25 double-doubles ... Named Western Conference Player of the Week once (12/23/19) ... Playoffs: Has appeared in 46 playoff games (six starts) for the Thunder and Hawks, averaging 13.1 points, 4.0 assists and 2.3 rebounds in 23.4 minutes ... Scored in double figures 27 times, including 10 games with 20+ points and one 30-point contest ... Recorded double-digit assists twice ... Tied two double-doubles ... NBA G League: Appeared in six games (all starts) for the Bakersfield Jam, averaging 17.0 points, 4.2 rebounds and 6.7 assists in 34.0 minutes ... Scored in double figures five times, including three 20-point games ... Career Transactions: Selected by the Atlanta Hawks with the 17th overall pick in the 2013 NBA Draft ... Signed with the Hawks on July 10, 2013 ... Signed a multi-year contract with the Hawks on October 26, 2016 ... Acquired by the Oklahoma City Thunder along with Timothe Luwawu-Cabarrot as part of a three team trade where the Hawks acquired Carmelo Anthony and a future first round draft pick from the Thunder and Justin Anderson from the 76ers and Philadelphia received Mike Muscala from Atlanta on July 25, 2018 ... Acquired by the Los Angeles Lakers from the Thunder in exchange for Danny Green and the draft rights to Jaden McDaniels on November 18, 2020

2018-19: (Oklahoma City Thunder): Appeared in 79 games (14 starts), averaging 15.5 points, 4.1 assists and 3.6 rebounds in 29.3 minutes ... Scored in double figures in 65 games, including 21 games with 20+ points and two 30-point games ... Tallied three double-doubles ... Tied his season-high with 32 points, five rebounds, four steals and three assists on 4/10 at Milwaukee, making a career-high eight three-pointers in the win ... Had 17 points, a career-high 12 rebounds, six assists, two steals and one block on 3/3 vs. Memphis ... Tallied 28 points (11-13 FG) and two rebounds on 2/1 at Miami ... Scored a season-high 32 points (12-19 FG) with four rebounds, four assists and one steal on 11/21 at Golden State ... Finished with 15 points, a season-high 12 assists, four rebounds, one steal and one block on 11/14 vs. New York ... Made Oklahoma City debut on 10/16 at Golden State, finishing with 21 points, eight rebounds, six assists, three steals and one block in 34 minutes ... Missed one game (12/19) due to suspension and two games (2/11-2/14) for personal reasons ... Playoffs: Appeared in five games, averaging 13.8 points, 3.4 assists and 3.2 rebounds in 30.2 minutes ... Scored in double figures four times

2017-18: (Atlanta Hawks): Appeared in 67 games (all starts), averaging 19.4 points, 6.2 assists, 3.1 rebounds and 1.1 steals in 31.0 minutes ... Scored in double figures 62 times, including 32 games with 20+ points, three games with 30+ and one 40-point contest ... Had multiple steals in 23 games ... Tallied five double-doubles ... Scored a career-high 41 points with seven assists and five rebounds on 3/20 at Utah ... Finished with 14 points, a career-high-tying five steals, five assists and three rebounds on 2/28 vs. Indiana ... Had 13 points, a career-high-tying 15 assists, three rebounds and two steals on 1/17 vs. New Orleans ... Had first double-double of the season with 17 points, 11 assists, four rebounds and two steals on 11/10 at Detroit ... Missed two games (10/23-10/26) with a sprained left ankle, one game (12/22) with a left ankle injury, one game (2/14) with low back tightness, one game (3/11) with a left elbow sprain, one game (3/22) for rest and nine games (3/25-4/10) with a sprained left ankle/bone bruise

2016-17: (Atlanta Hawks): Appeared in 79 games (78 starts), averaging 17.9 points, 6.3 assists and 3.1 rebounds in 31.5 minutes ... Scored in double figures 70 times, including 31 games with 20+ points and four 30-point games ... Tallied 10 double-doubles ... Had 23 points, a career-high 15 assists and four rebounds on 1/29 vs. New York ... Finished with 28 points (13-16 FG), three rebounds and three assists on 1/16 at New York ... Scored a season-high 33 points (12-19 FG) with four assists, three rebounds, one steal and one block on 12/9 at Milwaukee ... Had 31 points, nine assists, four rebounds and one block on 11/30 at Phoenix ... Missed one game (2/24) due to suspension, one game (4/7) with a right mid-foot sprain and one game (4/12) for rest ... Playoffs: Appeared in six games (all starts), averaging 24.7 points, 7.7 assists, 2.3 rebounds and 1.0 steal in 35.2 minutes ... Shot 42.5 percent (17-40) from three-point range ... Scored in double figures in all six games, including five games with 20+ points ... Finished with 29 points, a playoff career-high 11 assists, one rebound and one steal on 4/26 at Washington

2015-16: (Atlanta Hawks): Appeared in 80 games (six starts), averaging 11.0 points, 4.4 assists and 2.6 rebounds in 20.3 minutes ... Scored in double figures 44 times, including six games with 20+ points ... Tallied two double-doubles ... Scored a season-high 25 points with 10 assists, eight rebounds, one steal and one block on 2/20 vs. Milwaukee ... Had 15 points, 10 assists, six rebounds and three steals on 1/16 vs. Brooklyn ... DNP-CD twice (12/29-1/3) Playoffs: Appeared in 10 games, averaging 11.7 points, 3.6 assists and 1.9 rebounds in 19.1 minutes ... Scored in double figures four times, including three 20-point outings ... Had 27 points, six assists and three rebounds on 5/2 at Cleveland

2014-15: (Atlanta Hawks): Participated in the BBVA Compass Rising Stars Challenge ... Appeared in 77 games (10 starts), averaging 10.0 points, 4.1 assists and 2.1 rebounds in 19.7 minutes ... Scored in double figures 42 times, including four games with 20+ points ... Tallied five double-doubles ... Had 17 points, a season-best-tying 11 assists and four rebounds on 3/28 at Charlotte ... Finished with 12 points, a season-high 11 assists, three rebounds and one steal on 3/27 vs. Miami ... Scored a season-best 24 points with 10 assists, three rebounds and one steal on 3/15 at Los Angeles ... Had 11 points, a career-high five steals, two assists and one rebound on 11/8 vs. New York ... DNP-CD twice (11/1, 1/17) ... Missed two game (3/31-4/4) with a sprained left toe and one game (4/13) for rest ... Playoffs: Appeared in 16 games, averaging 9.0 points, 3.9 assists and 1.8 rebounds in 18.1 minutes ... Scored in double figures in seven games ... Had 18 points, five assists, two rebounds and one steal on 5/9 at Washington

2013-14: (Atlanta Hawks): Appeared in 49 games, averaging 3.7 points, 1.9 assists and 1.2 rebounds in 13.1 minutes ... Scored in double figures twice ... Made his career debut on 10/30 at Dallas, finishing with five points, five assists and four rebounds in 18 minutes ... DNP-CD 27 times ... Inactive five times ... Missed one game (11/7) due to a suspension ... Playoffs: Appeared in two games, averaging 2.5 points and 1.0 rebound in 3.5 minutes ... Made his playoff debut on 4/22 at Indiana, finishing with five points and two rebounds in seven minutes ... DNP-CD five times ... NBA G League: (Bakersfield Jam): Appeared in six games (all starts), averaging 17.0 points, 4.2 rebounds and 6.7 assists in 34.0 minutes ... Scored in double figures five times, including three 20-point games ... Tallied one double-double

INTERNATIONAL: Helped lead the German National Team to the 2017 EuroBasket quarterfinals in Israel and Turkey ... Started all five games for Germany in the 2015 EuroBasket Tournament, posting a team-best 21.0 points and 6.0 assists, while adding 4.6 rebounds in 30.4 minutes per contest and shooting 48.1 percent from the field ... Played for the New York Phantoms Braunschweig in Germany's top league (Beko League/Bundesliga) in 2012-13 where he appeared in 31 games and averaged 11.9 points and 3.3 assists in 24.7 minutes while shooting 40.2 percent from three-point range ... Selected to the All-Star game ... Also saw action in Germany's third division, Pro B, with Spot Up Medien Baskets Braunschweig, averaging 23.5 points (second in the league), 5.1 assists (eighth in the league), 4.3 rebounds and 2.3 steals (eighth in the league) in eight games, shooting 39.9 percent from the field ... Played in 30 games in 2011-12 with NY Phantoms Braunschweig and put up 2.3 points in 8.0 minutes ... Also spent 23 games with Spot Up Medien Baskets Braunschweig, averaging 19.0 points, 6.5 assists, 3.0 rebounds and 2.3 steals in 31.9 minutes, shooting 45.0 percent from the floor ... In 2010-11, split time between Spot Up Medien Baskets Braunschweig (7.8 points and 2.1 assists in 18.3 minutes over 22 games, shooting 50.4 percent) and SG Braunschweig (20.6 points, 5.7 assists, 4.0 rebounds and 3.5 steals in 35.8 minutes over 11 games) ... Posted 7.1 points and 2.7 assists in 21.8 minutes in 14 games with SG Braunschweig in 2009-10 ... Has represented Germany in junior national play: 2012 U20 Euros (6.1 points, 2.0 assists) and 2011 U18 Euros (13.5 points, 4.9 assists).

PERSONAL: Mother is Gambian and late father was German ... Has two brothers and two sisters ... He and his wife Ellen have two children, Dennis Jr. and Imalia ... Played soccer and skateboarded until learning basketball at age 11 ... Was the only active NBA player to participate in the NBA's annual ping-pong tournament during NBA Summer League in Las Vegas in 2014, which benefitted the St. Jude Children's Hospital ... Favorite food is chicken alfredo ... Favorite movie is "I Am Legend" and favorite TV show is "Two and a Half Men" ... Likes listening to R&B and Hip-Hop ... Top vacation destinations are Gambia and South Africa

2020-21 LOS ANGELES LAKERS ROSTER



NO.	NAME	POS	HT	WT	DOB	PRIOR TO NBA / COUNTRY	YRS
37	Kostas Antetokounmpo (2W)	F	6-10	200	11/20/97	Dayton / Greece	2
12	Devontae Cacok (2W)	F	6-7	240	10/8/96	UNC Wilmington / USA	1
1	Kentavious Caldwell-Pope	G	6-5	205	2/18/93	Georgia / USA	7
4	Alex Caruso	G	6-5	186	2/28/94	Texas A&M / USA	3
2	Quinn Cook	G	6-1	180	3/23/93	Duke / USA	4
3	Anthony Davis	F	6-10	253	3/11/93	Kentucky / USA	8
10	Jared Dudley	F	6-6	237	7/10/85	Boston College / USA	13
14	Marc Gasol	C	7-1	255	1/29/85	CB Girona / Spain	12
15	Montrezl Harrell	F/C	6-7	253	1/26/94	Louisville / USA	5
5	Talen Horton-Tucker	G	6-4	233	11/25/00	Iowa State / USA	1
23	LeBron James	F	6-9	250	12/30/84	St. Vincent-St.Mary (OH) / USA	17
0	Kyle Kuzma	F	6-8	220	7/24/95	Utah / USA	3
9	Wesley Matthews	G	6-4	221	10/14/86	Marquette / USA	11
28	Alfonzo McKinnie	F	6-8	215	9/17/92	Green Bay / USA	3
88	Markieff Morris	F	6-10	245	9/2/89	Kansas / USA	9
17	Dennis Schröder	G	6-1	172	9/15/93	Löwen Braunschweig / Germany	7

HEAD COACH

Frank Vogel (Kentucky)

ASSISTANT COACHES

Jason Kidd (California), Lionel Hollins (Arizona State), Phil Handy (Hawaii),
Miles Simon (Arizona), Mike Penberthy (Master's College), Quinton Crawford (Arizona)

ATHLETIC TRAINER

Nina Hsieh (Cal State Fullerton)

pro•nun•ci•a•tion GUIDE

Kostas Antetokounmpo (COAST-us ah-deh-toh-KOON-boh); **Devontae Cacok** (CAY-cock);
Montrezl Harrell (mon-TREZ HAIR-uhl); **Talen Horton-Tucker** (TAY-len); **Dennis Schröder** (SHROO-der);
Nina Hsieh (SHAY)



THE NBA

- 82** NBA Directory
- 83** G League Directory
- 84** NBA Key Dates
- 84** NBA Officials
- 85** 2019-20 Final Standings
- 86** 2019-20 NBA Team Statistics
- 88** 2019-20 NBA Highs / Lows
- 88** 2019-20 NBA Attendance
- 89** 2019-20 NBA Leaders
- 90** 2020 NBA Draft
- 91** NBA Champions by Year
- 92** NBA Award Winners
- 94** NBA Single-Game Bests



NBA OFFICES

NEW YORK Olympic Tower
645 Fifth Avenue
New York, NY 10022
Tel: 212-407-8000
Fax: 212-832-3861

NEW JERSEY 100 Plaza Drive
Secaucus, NJ 07094
Tel: 201-865-1500
Fax: 201-974-5973

NBA INTERNATIONAL OFFICES

EUROPE

LONDON Endeavour House
189 Shaftesbury Avenue
London, United Kingdom WC2H 8JR
Telephone: +44-20-7420-8900

SPAIN Leganitos Street 6th Floor
28013 Madrid, Spain
Ignasi Castello, Communications
Telephone: +34-912-153-573

AFRICA

9th Floor GreenPark Corner
3 Lower Road Morningside 2196
Johannesburg, South Africa
Telephone: +27-100-072-668

INDIA

C-1804, ONE BKC
G Block, Bandra Kurla Complex,
Bandra East, Mumbai - 400051
Telephone: +91-22-6124-6100

LATIN AMERICA

BRAZIL Av Borges de Medeiros, 633
Sala 301 - Leblon
Rio de Janeiro, RJ, Brazil 22430-041
Telephone: +55-21-3206-6400
Fax: +55-21-2586-6001

MEXICO Av. Prolongacion Paseo de la Reforma
No. 1236, Piso 6Planta baja Desarrollo
Planta baja Desarrollo Santa Fe
Cuajimalpa De Morelos, Ciudad De Mexico
05348, Tel: +52-55-9171-7700

CANADA

50 Bay Street, Suite 1402
Toronto, Ontario Canada M5J 3A5
Telephone: (416) 682-2000
Fax: (416) 364-0205

ASIA / PACIFIC

HONG KONG Room 3101, Lee Gardens One
33 Hysan Avenue
Causeway Bay, Hong Kong
Telephone: +852-2843-9600
Fax: +852-2536-4808

TAIWAN Suite 1303, No. 88, Section 2,
Chung Hsiao East Road
Taipei, Taiwan ROC 100
Telephone: +886-2-2397-8000
Fax: +886-2-2358-1098

PHILIPPINES Unit 1701, World Plaza Building
5th Avenue corner 30th Street
Bonifacio Global City
Taguig, 1634 Philippines
Jandric Lim, Communications
Telephone: +632-866-8205

CHINA (BEIJING) 19th Floor, Office Tower 2,
China Central Place
No. 79 Jianguo Road, Chaoyang District
Beijing, China 100025
Telephone: +86-10-5200-8200
Fax: +86-10-5200-8202

CHINA (SHANGHAI) Unit 2703-2708, 27F,
Tower 2 Plaza
66 1266 Nanjing West Road,
Jing An District
Shanghai, China 200040
Telephone: +86-21-6137-2200
Fax: +86-21-6288-9920



NBA G LEAGUE

Olympic Tower
645 5th Avenue
New York, NY 10022
(212) 407-8000 / www.nbagleague.com

Media Relations Contacts: Joanna Shapiro (jshapiro@nba.com)
Mike Perrelli (mperrelli@nba.com)

AGUA CALIENTE CLIPPERS OF ONTARIO

Arena: Citizens Business Bank Arena
Media Relations Contact: Cooper Dzierzanowski (cdzierzanowski@clippers.com)
Website: www.aguacalientecippers.com
NBA Affiliation: LA Clippers

AUSTIN SPURS

Arena: H-E-B Center at Cedar Park
Media Relations Contact: Amanda Janczak (ajanczak@attcenter.com)
Website: www.austinspurs.com
NBA Affiliation: San Antonio

CANTON CHARGE

Arena: Canton Memorial Civic Center
Media Relations Contact: Sean Wyatt (swyatt@cantoncharge.com)
Website: www.cantoncharge.com
NBA Affiliation: Cleveland

CAPITAL CITY GO-GO

Arena: Entertainment & Sports Arena in Congress Heights
Media Relations Contact: Matt Quinn (mquinn@monumentalsports.com)
Website: www.CapitalCityGoGo.com
NBA Affiliation: Washington

CAPITANES DE LA CIUDAD DE MEXICO

Arena: Gimnasio Juan De la Barrera
Media Relations Contact: Adriana Barron (abarron@capitanes.mx)
Website: <http://capitanes.mx>
NBA Affiliation: N/A

COLLEGE PARK SKYHAWKS

Arena: Gateway Center @ College Park
Media Relations Contact: Jelani Downing (jelani.downing@hawks.com)
Website: www.cpskyhawks.com
NBA Affiliation: Atlanta

DELAWARE BLUE COATS

Arena: 76ers Fieldhouse
Media Relations Contact: Matt Murphy (matt.murphy@76ers.com)
Website: www.sixers.com/bluecoats
NBA Affiliation: Philadelphia

ERIE BAYHAWKS

Arena: Erie Insurance Arena
Media Relations Contact: Michael Somrak (michael.somrak@nbaerie.com)
Website: www.nbaerie.com
NBA Affiliation: New Orleans

FORT WAYNE MAD ANTS

Arena: Allen County War Memorial Coliseum
Media Relations Contact: Dan Vance (dvance@ftwaynemadants.com)
Website: www.ftwaynemadants.com
NBA Affiliation: Indiana

GRAND RAPIDS DRIVE

Arena: DeltaPlex Arena
Media Relations Contact: Rob Johnson (rjohnson@nbagrandrapids.com)
Website: www.nbagrandrapids.com
NBA Affiliation: Detroit

GREENSBORO SWARM

Arena: Fieldhouse at the Greensboro Coliseum Complex
Media Relations Contact: Justin Trujillo (jtrujillo@hornets.com)
Website: www.gsoswarm.com
NBA Affiliation: Charlotte

IOWA WOLVES

Arena: Wells Fargo Arena
Media Relations Contact: Seth Nutting (seth.nutting@iawolves.com)
Website: www.iawolves.com
NBA Affiliation: Minnesota

LAKELAND MAGIC

Arena: RP Funding Center
Media Relations Contact: Owen Fasolas (ofasolas@lakelandmagic.com)
Website: www.lakelandmagic.com
NBA Affiliation: Orlando

LONG ISLAND NETS

Arena: Nassau Coliseum
Media Relations Contact: Megan Walsh (mwalsh@brooklynnets.com)
Website: www.longislandnets.com
NBA Affiliation: Brooklyn

MAINE RED CLAWS

Arena: Portland Exposition Building
Media Relations Contact: Evans Boston (eboston@maineredclaws.com)
Website: www.maineredclaws.com
NBA Affiliation: Boston

MEMPHIS HUSTLE

Arena: Landers Center
Media Relations Contact: Corey Moore (CMoore@grizzlies.com)
Website: www.memphishustle.com
NBA Affiliation: Memphis

NORTHERN ARIZONA SUNS

Arena: Findlay Toyota Center
Media Relations Contact: Bryce Marsee (www.nazsuns.com)
NBA Affiliation: Phoenix

OKLAHOMA CITY BLUE

Arena: Cox Convention Center
Media Relations Contact: Laila Wani (lwani@okcthunder.com)
Website: www.oklahomacityblue.com
NBA Affiliation: Oklahoma City

RAPTORS 905

Arena: Paramount Fine Foods Centre
Media Relations Contact: Stefano Toniutti (Stefano.toniutti@mlse.com)
Website: www.raptors905.com
NBA Affiliation: Toronto

RIO GRANDE VALLEY VIPERS

Arena: Bert Ogden Arena
Media Relations Contact: Amairani Ramirez (mediarelations@rgvipers.com)
Website: www.rgvipers.com
NBA Affiliation: Houston

SALT LAKE CITY STARS

Tel: (801) 325-2500
Arena: Lifetime Activities Ctr. – Bruin Arena
Media Relations Contact: Kraig Williams (kraig.williams@sbees.com)
Website: www.slstars.com
NBA Affiliation: Utah

SANTA CRUZ WARRIORS

Arena: Kaiser Permanente Arena
Media Relations Contact: Shannon Stabler ([sstabler@santacruzbasketball.com](mailto:ssstabler@santacruzbasketball.com))
Website: www.santacruzbasketball.com
NBA Affiliation: Golden State

SIOUX FALLS SKYFORCE

Arena: Sanford Pentagon
Media Relations Contact: Matt Dykstra (mdykstra@skyforceonline.com)
Website: www.skyforceonline.com
NBA Affiliation: Miami

SOUTH BAY LAKERS

Arena: UCLA Health Training Center
Media Relations Contact: Noah Camarena (ncamarena@sb-lakers.com)
Website: www.sblakers.com
NBA Affiliation: Los Angeles Lakers

STOCKTON KINGS

Arena: Stockton Arena
Media Relations Contact: Rahsaan Gethers (rgethers@kings.com)
Website: www.stocktonkings.com
NBA Affiliation: Sacramento

TEXAS LEGENDS

Arena: Comerica Center
Media Relations Contact: Britney Wynn (bwynn@texlegends.com)
Website: www.texlegends.com
NBA Affiliation: Dallas

WESTCHESTER KNICKS

Arena: Westchester County Center
Media Relations Contact: Ajah Hawley-Alexander (ajah.hawley-alexander@msg.com)
Website: www.westchesterknicks.com
NBA Affiliation: New York

WINDY CITY BULLS

Arena: NOW Arena
Media Relations Contact: Brad Seymour (bs Seymour@bulls.com)
Website: www.windycitybulls.com
NBA Affiliation: Chicago

WISCONSIN HERD

Arena: Menominee Nation Arena
Media Relations Contact: Eric Kohlbeck (ekohlbeck@bucks.com)
Website: www.wisconsinherd.com
NBA Affiliation: Milwaukee

NBA KEY DATES

2020

November 18	2020 NBA Draft presented by State Farm
November 20	Free agent negotiations begin
November 22	Players can sign contracts with teams
December 1	Individual player workouts can begin in local markets
December 1-5	Media "Week" will take place across multiple days in NBA markets
December 6	Group player workouts begin
December 11-19	NBA Preseason games take place
December 22	The First Half of the NBA regular season begins

2021

February 23	10-Day contracts may now be signed
February 27	Standard NBA contracts become guaranteed for the remainder of the season
March 4	The First Half of the NBA regular season ends
March 5-10	NBA All-Star Break
March 11	The Second Half of the NBA regular season begins
May 13-15	The Class of 2020 is enshrined in the Naismith Basketball Hall of Fame
May 16	The Second Half of the NBA regular season ends
May 18-21	Play-In Tournament to determine Seeds 7-10 in each conference will take place
May 22	The 2021 NBA Playoffs begin
July 22	Latest possible date that the 2021 NBA Finals can end

2020-21 OFFICIALS ROSTER

3	Buchert, Nick	29	Lindsay, Mark	54	Acosta, Ray	NON-STAFF OFFICIALS	
4	Wright, Sean	30	Goble, John	55	Kennedy, Bill	79	Conley, John
5	Fitzgerald, Kane	31	Wall, Scott	56	Ayotte, Mark	85	Hussey, Robert
6	Brown, Tony	32	Kogut, Marat	58	Tiven, Josh	86	Schwab, Brandon
7	Holtkamp, Lauren	33	Corbin, Sean	60	Williams, James	87	Scott, Danielle
8	Davis, Marc	34	Cutler, Kevin	61	Kirkland, Courtney	88	Kallio, Matt
9	Sago, Natalie	35	Goldenberg, Jason	62	DeRosa, JB	89	Mosher, Danna
11	Collins, Derrick	36	Barnaky, Brent	63	Richardson, Derek		
12	Washington, CJ	37	Dalen, Eric	64	Van Duyne, Justin		
13	Moyer-Gleich, Ashley	38	Smith, Michael	65	Green, Nate		
14	Malloy, Ed	39	Ford, Tyler	66	Workman, Haywoode		
15	Zarba, Zach	40	Wood, Leon	67	Adair, Brandon		
16	Guthrie, David	41	Mauer, Ken	68	Goble, Jacyn		
17	Sterling, Jonathan	42	Lewis, Eric	70	Ransom, Phenizee		
18	Boland, Matt	43	Myers, Matt	71	Mott, Rodney		
19	Capers, James	44	Nansel, Brett	72	Orr, J.T.		
20	Richardson, Leroy	45	Forte, Brian	74	Blair, Curtis		
21	Taylor, Detric	46	Taylor, Ben	77	Lane, Karl		
22	Spooner, Bill	47	Adams, Bennie	78	Scott, Evan		
23	Maddox, Tre	48	Foster, Scott	81	Jelks, Simone		
24	Scott, Kevin	49	Washington, Tom	82	Mehta, Suyash		
25	Brothers, Tony	50	Petratis, Gediminas	83	Nagy, Andy		
26	Fraher, Pat	51	Smith, Aaron	84	Schroeder, Jenna		
27	Ervin, Mitchell	52	Twardoski, Scott				
28	Dagher, Mousa	53	Butler, John				

EASTERN CONFERENCE

ATLANTIC DIVISION

TEAM	W	L	PCT	GB	HOME	ROAD	LAST-10	STREAK
Toronto	53	19	.736	-	26-10	27-9	9-1	Won 4
Boston	48	24	.667	5	26-10	22-14	6-4	Lost 1
Philadelphia	43	30	.589	10.5	31-4	12-26	5-5	Won 1
Brooklyn	35	37	.486	18	20-16	15-21	7-3	Lost 1
New York	21	45	.318	29	11-22	10-23	4-6	Won 1

CENTRAL DIVISION

TEAM	W	L	PCT	GB	HOME	ROAD	LAST-10	STREAK
Milwaukee	56	17	.767	-	30-5	26-12	3-7	Lost 1
Indiana	45	28	.616	11	25-11	20-17	7-3	Won 2
Chicago	22	43	.338	30	14-20	8-23	3-7	Won 1
Detroit	20	46	.303	32.5	11-22	9-24	1-9	Lost 5
Cleveland	19	46	.292	33	11-25	8-21	4-6	Lost 1

SOUTHEAST DIVISION

TEAM	W	L	PCT	GB	HOME	ROAD	LAST-10	STREAK
Miami	44	29	.603	-	29-7	15-22	4-6	Lost 2
Orlando	33	40	.452	11	18-17	15-23	5-5	Won 1
Charlotte	23	42	.354	17	10-21	13-21	4-6	Won 1
Washington	25	47	.347	18.5	16-20	9-27	2-8	Won 1
Atlanta	20	47	.299	21	14-20	6-27	4-6	Lost 1

WESTERN CONFERENCE

SOUTHWEST DIVISION

TEAM	W	L	PCT	GB	HOME	ROAD	LAST-10	STREAK
Houston	44	28	.611	-	24-12	20-16	5-5	Lost 3
Dallas	43	32	.573	2.5	20-18	23-14	4-6	Lost 2
Memphis	34	39	.466	10.5	20-17	14-22	3-7	Won 1
San Antonio	32	39	.451	11.5	19-15	13-24	6-4	Lost 1
New Orleans	30	42	.417	14	15-21	15-21	4-6	Lost 3

NORTHWEST DIVISION

TEAM	W	L	PCT	GB	HOME	ROAD	LAST-10	STREAK
Denver	46	27	.630	-	26-11	20-16	4-6	Lost 3
Oklahoma City	44	28	.611	1.5	23-14	21-14	6-4	Lost 1
Utah	44	28	.611	1.5	23-12	21-16	4-6	Won 1
Portland	35	39	.473	11.5	21-15	14-24	7-3	Won 3
Minnesota	19	45	.297	22.5	8-24	11-21	3-7	Lost 3

PACIFIC DIVISION

TEAM	W	L	PCT	GB	HOME	ROAD	LAST-10	STREAK
L.A. Lakers	52	19	.732	-	25-10	27-9	4-6	Lost 1
LA Clippers	49	23	.681	3.5	27-9	22-14	6-4	Won 2
Phoenix	34	39	.466	19	17-22	17-17	9-1	Won 8
Sacramento	31	41	.431	21.5	16-19	15-22	4-6	Won 2
Golden State	15	50	.231	34	8-26	7-24	3-7	Lost 1

2019-20 REGULAR SEASON WIN GRID

ATLANTIC DIVISION

	ATL	BOS	BKN	CHA	CHI	CLE	DAL	DEN	DET	GSW	HOU	IND	LAC	LAL	MEM	MIA	MIL	MIN	NOP	NYK	OKC	ORL	PHI	PHX	POR	SAC	SAS	TOR	UTA	WAS
TOR	3	1	3	2	3	3	1	1	3	1	0	3	0	2	1	1	1	2	2	2	1	4	3	2	1	2	1	2	1	2
BOS	3	--	2	3	2	4	2	1	1	2	0	1	1	2	2	1	1	1	1	3	1	3	1	2	1	2	1	3	1	2
PHI	2	3	3	1	2	3	0	1	3	1	1	1	1	1	1	1	1	1	4	1	1	--	0	1	2	2	2	1	1	2
BKN	3	2	--	3	3	1	0	1	2	1	1	1	1	0	1	1	0	1	0	2	2	0	1	1	1	2	1	2	1	0
NYK	2	0	2	0	2	3	2	0	2	1	1	1	0	0	0	1	0	0	0	--	0	1	0	0	1	1	0	0	0	1

CENTRAL DIVISION

	ATL	BOS	BKN	CHA	CHI	CLE	DAL	DEN	DET	GSW	HOU	IND	LAC	LAL	MEM	MIA	MIL	MIN	NOP	NYK	OKC	ORL	PHI	PHX	POR	SAC	SAS	TOR	UTA	WAS
MIL	3	2	1	3	4	3	0	0	3	1	1	3	2	1	1	1	--	2	2	3	2	4	2	1	2	2	1	2	1	3
IND	2	1	2	3	4	2	1	1	1	1	--	0	2	2	1	1	2	0	2	2	2	3	3	1	1	1	1	1	1	2
CHI	3	0	0	1	--	3	1	0	4	0	0	0	1	0	2	0	0	1	0	1	0	0	0	0	0	1	1	0	0	3
DET	2	1	1	0	2	0	2	1	--	1	3	0	0	0	0	0	0	0	1	1	0	1	0	1	2	0	1	0	0	1
CLE	2	0	0	1	--	0	2	2	0	0	1	0	0	1	1	0	1	0	1	0	1	0	0	1	0	2	0	1	0	2

SOUTHEAST DIVISION

	ATL	BOS	BKN	CHA	CHI	CLE	DAL	DEN	DET	GSW	HOU	IND	LAC	LAL	MEM	MIA	MIL	MIN	NOP	NYK	OKC	ORL	PHI	PHX	POR	SAC	SAS	TOR	UTA	WAS
MIA	3	1	2	1	2	3	2	1	1	2	1	3	0	0	1	--	2	0	1	1	1	3	3	1	1	1	1	2	1	3
ORL	2	0	3	2	1	3	0	0	1	1	1	0	0	1	2	1	0	2	2	1	0	--	2	1	0	2	1	0	0	4
CHA	0	0	1	--	3	1	0	4	2	1	1	0	0	0	1	0	1	0	1	0	3	0	0	0	0	2	0	1	0	1
WAS	2	2	2	2	1	1	1	1	3	1	0	0	0	0	1	0	1	0	1	0	3	1	0	1	1	0	0	1	0	--
ATL	--	0	1	2	0	0	1	1	1	1	0	1	0	0	1	0	1	0	1	0	1	0	2	1	1	1	1	0	2	0

SOUTHWEST DIVISION

	ATL	BOS	BKN	CHA	CHI	CLE	DAL	DEN	DET	GSW	HOU	IND	LAC	LAL	MEM	MIA	MIL	MIN	NOP	NYK	OKC	ORL	PHI	PHX	POR	SAC	SAS	TOR	UTA	WAS
HOU	2	2	1	1	1	1	2	2	0	2	--	1	2	2	2	1	1	4	3	1	1	1	1	2	1	2	1	1	2	1
DAL	1	0	1	1	1	2	--	2	1	3	1	1	0	1	2	0	2	3	4	0	1	2	2	1	2	3	3	1	1	1
MEM	0	2	2	0	0	1	1	2	2	1	0	1	--	1	3	0	0	1	2	0	1	2	0	3	1	1	2	0	1	2
SAS	0	1	1	2	0	0	1	0	1	2	2	0	1	0	2	1	1	0	2	2	2	1	0	2	1	2	--	1	3	1
NOP	0	1	0	1	2	2	0	2	1	2	1	2	1	0	3	1	0	2	--	1	0	0	0	1	4	1	0	0	1	1

NORTHWEST DIVISION

	ATL	BOS	BKN	CHA	CHI	CLE	DAL	DEN	DET	GSW	HOU	IND	LAC	LAL	MEM	MIA	MIL	MIN	NOP	NYK	OKC	ORL	PHI	PHX	POR	SAC	SAS	TOR	UTA	WAS
DEN	1	1	1	2	0	0	1	--	1	2	2	1	1	2	1	2	4	4	1	2	2	2	4	3	2	2	1	3	1	1
OKC	1	1	1	1	2	2	1	1	2	3	2	0	1	1	1	0	3	4	1	--	2	1	2	2	2	2	2	1	2	1
UTA	1	1	2	2	1	1	2	0	2	4	1	1	2	0	3	1	1	2	3	2	1	2	1	1	2	2	1	0	--	2
POR	1	0	1	1	2	0	2	1	1	2	3	1	0	1	1	1	0	1	0	1	2	2	1	2	--	2	2	1	1	2
MIN	1	0	2	1	1	1	0	0	1	2	0	0	1	0	0	2	0	--	1	0	0	0	0	0	1	1	2	0	1	1

PACIFIC DIVISION

	ATL	BOS	BKN	CHA	CHI	CLE	DAL	DEN	DET	GSW	HOU	IND	LAC	LAL	MEM	MIA	MIL	MIN	NOP	NYK	OKC	ORL	PHI	PHX	POR	SAC	SAS	TOR	UTA	WAS
LAL	2	1	1	1	1	3	3	1	3	1	0	2	--	3	2	1	1	4	2	3	1	1	3	2	2	3	0	3	1	
LAC	1	1	0	1	0	2	3	2	1	3	2	1	--	2	2	2	0	2	3	1	3	2	1	2	3	1	3	2	1	2
PHX	1	1	1	2	1	0	3	0	0	2	1	1	2	1	1	1	2	1	2	1	2	1	2	--	2	2	1	0	1	1
SAC	1	1	0	0	1	0	1	1	1	3	1	0	2	1	3	1	0	2	2	1	1	0	0	2	--	1	0	1	2	
GSW	0	0	0	0	2	1	0	1	0	--	1	0	0	0	1															

2019-20 NBA TEAM STATISTICS

FINAL TEAM STATISTICS

TEAM	POINTS PER GAME		FIELD GOAL PERCENTAGE		TURNOVERS PER GAME		REBOUND PERCENTAGES			BELOW 100 PTS.		OVERTIME GAMES		3 PTS. OR LESS		10 PTS. OR MORE	
	OWN	OPP.	OWN	OPP.	OWN	OPP.	OFF.	DEF.	TOT.	OWN	OPP.	W	L	W	L	W	L
Atlanta	111.8	119.7	.449	.478	16.2	15.0	.216	.749	.483	8	4	2	4	1	5	8	29
Boston	113.7	107.3	.461	.441	13.8	15.2	.239	.774	.507	9	16	2	3	6	5	29	7
Brooklyn	111.8	112.3	.448	.446	15.3	12.8	.232	.778	.505	8	10	3	5	7	7	17	19
Charlotte	102.9	109.6	.434	.476	14.6	14.4	.239	.744	.492	23	10	2	3	9	8	5	25
Chicago	106.8	109.9	.447	.479	15.5	18.3*	.228	.756	.492	15	8	1	2	6	6	7	19
Cleveland	106.9	114.8	.458	.491	16.5	13.0	.246	.774	.510	14	8	4	1	5	5	6	28
Dallas	117.0	112.1	.461	.458	12.7	11.9	.232	.777	.504	2	11	3	4	2	11	23	9
Denver	111.3	109.2	.473	.463	13.8	14.3	.248	.768	.508	9	16	5	3	9	5	16	13
Detroit	107.2	110.8	.459	.480	15.3	14.0	.226	.759	.493	15	8	1	4	4	6	9	26
Golden State	106.3	115.0	.438	.476	14.9	15.6	.215	.764	.490	17	8	0	5	1	3	8	30
Houston	117.8	114.8	.451	.462	14.7	16.2	.210	.756	.483	5	4	2	1	4	5	22	14
Indiana	109.4	107.5	.476	.446	13.2	14.7	.200	.767	.483	11	14	3	1	5	7	20	12
L.A. Clippers	116.3	109.9	.466	.438	14.6	14.1	.235	.776	.505	7	17	2	1	8	3	32	8
L.A. Lakers	113.4	107.6	.480*	.448	15.2	15.9	.245	.788	.517	9	16	2	0	7	3	25	11
Memphis	112.6	113.7	.468	.450	15.2	14.8	.230	.778	.504	11	8	1	1	3	4	18	21
Miami	112.0	109.1	.468	.448	14.9	14.0	.203	.795	.499	9	11	8	1	6	4	23	11
Milwaukee	118.7*	108.6	.476	.414*	15.1	14.1	.207	.816*	.512	3	16	1	2	3	2	38	8
Minnesota	113.3	117.5	.441	.477	15.3	15.5	.221	.772	.496	9	3	4	3	3	4	10	21
New Orleans	115.8	117.1	.465	.465	16.4	14.5	.242	.778	.510	3	4	2	4	2	6	18	15
New York	105.8	112.3	.447	.463	14.3	13.7	.258*	.783	.520	20	11	3	1	7	6	8	21
Oklahoma City	110.4	108.4	.468	.455	13.7	14.2	.193	.768	.481	12	12	4	2	8	6	18	10
Orlando	107.3	108.3	.444	.465	12.8	14.6	.223	.791	.507	25	16	1	1	5	5	18	20
Philadelphia	110.7	108.4	.468	.463	14.2	13.8	.239	.803	.521*	17	17	1	2	6	5	19	15
Phoenix	113.6	113.4	.468	.472	14.8	15.6	.222	.788	.505	9	10	1	2	4	8	15	18
Portland	115.0	116.1	.463	.456	12.8	12.9	.224	.753	.488	7	4	3	0	9	3	17	18
Sacramento	110.1	112.1	.462	.471	14.5	15.2	.219	.784	.501	9	12	2	4	6	8	12	18
San Antonio	114.1	115.2	.472	.469	12.6*	13.2	.201	.792	.496	5	2	4	2	10	7	10	12
Toronto	112.8	106.5*	.458	.428	14.8	16.8	.213	.767	.490	10	22	2	2	6	4	23	10
Utah	111.3	108.8	.471	.457	15.1	12.3	.216	.789	.502	10	15	0	2	7	5	18	11
Washington	114.4	119.1	.457	.488	14.2	16.2	.222	.753	.487	7	5	0	3	1	4	12	25
COMPOSITE:	111.8		.460		14.5		.225	.775		318	318	69		160		504	

REBOUND PERCENTAGES

OFF. (Percentage of a given team's missed shots which that team rebounds)

DEF. (Percentage of opponents' missed shots which a given team rebounds)

TOT. (Average of offensive and defensive rebound percentages)

* League Leader

TEAM'S STATISTICS (PER GAME RANK WITHIN LEAGUE)

	ATL	BOS	BKN	CHA	CHI	CLE	DAL	DEN	DET	GSW	HOU	IND	LAC	LAL	MEM	MIA	MIL	MIN	NOP	NYK	OKC	ORL	PHI	PHX	POR	SAC	SAS	TOR	UTA	WAS	
PTS	17	9	16	30	27	26	3	19	25	28	2	23	4	11	14	15	1	12	5	29	21	24	20	10	6	22	8	13	18	7	
FG%	23	17	24	30	26	19	16	4	18	29	22	2	12	1	7	10	3	28	13	25	8	27	11	9	14	15	5	20	6	21	
FT%	10	5	25	24	21	20	14	16	26	4	8	12	9	28	19	13	27	23	29	30	7	17	22	1	3	18	2	6	15	11	
3FG%	30	13	26	19	22	20	10	15	11	29	24	14	6	21	23	2	18	28	7	27	17	25	9	16	3	12	4	5	1	8	
OREB	19	6	9	3	13	4	11	5	21	18	8	7	14	29	25	10	2	1	30	15	12	22	16	23	27	24	26	17	1		
DREB	23	11	2	29	30	22	4	24	27	26	16	20	3	13	5	6	1	18	10	17	15	19	14	21	12	25	9	7	8	28	
REB	22	8	2	26	29	19	4	20	30	24	18	25	3	9	5	17	1	14	61	61	23	16	10	21	12	27	15	11	13	28	
AST	17	25	15	19	23	24	14	4	16	9	29	7	22	10	2	5	6	20	3	27	28	18	8	1	30	21	13	11	26	12	
STL	13	6	27	26	1	25	29	91	21	7	3	20	24	5	12	18	23	4	19	17	16	8	91	15	28	14	22	2	30	11	
TO	28	8	24	14	27	30	2	7	25	19	15	5	13	22	23	18	20	26	29	11	6	4	4	10	16	3	12	1	17	21	9
BLK	12	5	23	25	26	30	16	19	22	20	10	11	18	1	7	21	3	4	131	17	15	8	9	29	2	27	6	131	28	24	
PF	30	20	16	3	24	1	6	11	8	10	23	9	26	14	18	13	7	19	17	28	4	2	15	25	22	27	5	21	12	29	
DQ	27	24	61	5	30	2	26	3	12	13	4	181	201	1	29	141	181	9	101	23	61	141	141	28	22	101	8	25	17	201	

OPPONENT'S STATISTICS (PER GAME RANK WITHIN LEAGUE)

	ATL	BOS	BKN	CHA	CHI	CLE	DAL	DEN	DET	GSW	HOU	IND	LAC	LAL	MEM	MIA	MIL	MIN	NOP	NYK	OKC	ORL	PHI	PHX	POR	SAC	SAS	TOR	UTA	WAS
PTS	30	2	19	12	14	22	16	11	15	24	23	3	13	4	21	10	8	28	27	18	7	5	6	20	26	17	25	1	9	29
FG%	26	4	5	23	27	10	13	15	28	24	14	6	3	8	9	7	1	25	19	17	10	18	16	22	11	21	20	2	12	29
FT%	16	9	13	4	5	11	7	6	18	23	8	27	3	20	21	22	25	24	28	1	30	14	2	26	15	29	17	12	10	19
3FG%	22	2	9	11	12	26	10	17	19	30	8	4	5	7	24	6	15	20	18	3	23	13	21	29	16	25	1	14	27	1
OREB	29	18	24	27	16	11	21	12	15	17	28	20	25	7	19	5	8	14	13	10	23	2	1	4	30	3	6	26	9	22
DREB	25	8	20	18	22	3	17	1	7	27	29	16	13	2	12	6	28	30	15	14	10	24	5	9	21	11	26	19	4	23
REB	28	11	22	23	20	6	19	4	8	26	30	16	18	2	14	3	21	29	13	10	12	15	1	7	27	9	17	24	5	25
AST	21	2	3	30	25	29	10	24	16	28	23	6	9	7	18	15	11	13	14	12	5	17	4	8	19	20	27	26	1	22
STL	29	8	16	23	24	30	51	10	25	27	22	3	14	26	21	13	12	18	28	9	7	51	4	20	1	17	2	11	19	15
TO	11	9	28	16	1	26	30	17	22	6	31	13	20	5	12	21	19	8	15	24	18	14	23	7	27	10	25	2	29	31
BLK	30	25	21	20	28	29	5	8	27	17	15	11	13	1	22	4	9	26	14	19	3	12	2	24	16	6	7	23	10	18
PF	13	15	10	16	29	26	9	17	24	21	12	30	1	5	20	7	6	8	11	25	2	28	18	3	22	27	23	19	14	4
DQ	6	27	4	12	251	30	3	5	28	251	2	21	17	151	131	11	7	24	8	22	181	29	1	131	23	181	151	181	91	1

2019-20 NBA HIGH-LOW / 2019-20 NBA ATTENDANCE

SINGLE GAME HIGHS - PLAYERS

Minutes	52	Tucker, HOU at SAS, 12/3 (20T)
Minutes	46	House, HOU at UTA, 1/27
Field Goals	20	(3 times) Warren, IND vs. PHI, 8/1
FG Attempts	41	Harden, HOU at MIN, 11/16
3-Pt. Field Goals	13	LaVine, CHI at CHA, 11/23
3-Pt. FG Attempts	22	Harden, HOU at MIN, 11/16
3-Pt. FG Attempts	22	Smart, BOS vs. PHX, 1/18
Free Throws	26	Davis, LAL vs. MEM, 10/29
FT Attempts	27	Davis, LAL vs. MEM, 10/29
Off. Rebounds	11	Capela, HOU at ATL, 1/8
Def. Rebounds	19	(4 times) Valanciunas, MEM vs. SAC, 2/28
Rebounds	25	Valanciunas, MEM vs. SAC, 2/28
Assists	19	Dončić, DAL vs. MIL, 8/8 (OT)
Assists	19	James, LAL vs. ORL, 1/15
Steals	7	(8 times) Anunoby, TOR at DEN, 3/1
Turnovers	11	Harden, HOU vs. MIN, 1/11
Blocks	10	Whiteside, POR vs. CHI, 11/29
Points	61	Lillard, POR vs. GSW, 1/20 (OT)
Points	61	Lillard, POR at DAL, 8/11

SINGLE GAME HIGHS & LOWS - TEAMS

Field Goals	60	San Antonio, at MEM, 12/23
Fewest Field Goals	21	Brooklyn, vs. NYK, 12/26
FG Attempts	116	Golden State, at POR, 1/20 (OT)
FG Attempts	112	Washington, vs. ATL, 1/10
Fewest FG Attempts	63	Sacramento, at GSW, 12/15
Field Goal Pct.	.674	San Antonio, at MEM, 12/23
Lowest Field Goal %	.269	Brooklyn, vs. NYK, 12/26
3-Pt. Field Goals	26	Minnesota, vs. LAC, 2/8
3-Pt. FG Attempts	61	Houston, vs. MIL, 8/2
3-Pt. FG Pct.	.680	New York, at BKN, 10/25
Free Throws	39	Dallas, at SAC, 8/4 (OT)
Free Throws	38	(3 times) Washington, vs. NYK, 3/10
Fewest Free Throws	3	(5 times) Denver, at CLE, 3/7
FT Attempts	50	Memphis, at POR, 7/31 (OT)
FT Attempts	50	Dallas, at SAC, 8/4 (OT)
FT Attempts	49	Houston, at UTA, 1/27
Fewest FT Attempts	5	(3 times) Indiana, at MIL, 12/22
Free Throw Pct.	1.000	(23 times) Indiana, at MIL, 12/22
Lowest Free Throw %	.400	Minnesota, vs. DAL, 3/1
Off. Rebounds	25	New York, vs. CHI, 10/28
Fewest Off. Rebounds	0	Oklahoma City, at ORL, 1/22
Def. Rebounds	55	Brooklyn, vs. ATL, 1/12
Fewest Def. Rebounds	18	Golden State, vs. SAC, 12/15
Fewest Def. Rebounds	18	L.A. Lakers, vs. DEN, 8/10
Rebounds	67	Sacramento, vs. MIN, 12/26 (20T)
Rebounds	66	L.A. Clippers, vs. TOR, 11/11
Rebounds	66	Milwaukee, vs. OKC, 2/28
Fewest Rebounds	25	Golden State, vs. SAC, 12/15
Assists	43	Philadelphia, vs. CLE, 12/7
Fewest Assists	11	Portland, vs. BKN, 11/8
Fewest Assists	11	Portland, at OKC, 1/18
Personal Fouls	37	Sacramento, vs. DAL, 8/4 (OT)
Personal Fouls	35	Atlanta, vs. WAS, 1/26
Personal Fouls	35	Minnesota, at MIA, 2/26
Fewest Personal Fouls	6	Miami, vs. NOP, 11/16
Steals	18	Orlando, vs. WAS, 1/8
Steals	18	Chicago, vs. CLE, 1/18
Turnovers	29	(4 times) Brooklyn, vs. CHI, 3/8
Fewest Turnovers	3	(3 times) Miami, vs. PHI, 2/3
Blocks	20	L.A. Lakers, vs. DET, 1/5
Points	159	Houston, at WAS, 10/30
Fewest Points	73	Chicago, vs. CHA, 12/13

2019-20 ATTENDANCE

TEAM	G	HOME ATTENDANCE	
		ATTEN.	AVG.
Atlanta Hawks	34	545,453	16,043
Boston Celtics	32	610,864	19,090
Brooklyn Nets	32	524,907	16,403
Charlotte Hornets	31	478,591	15,438
Chicago Bulls	34	639,352	18,804
Cleveland Cavaliers	36	643,008	17,861
Dallas Mavericks	34	682,096	20,062
Denver Nuggets	33	633,153	19,186
Detroit Pistons	33	509,463	15,438
Golden State Warriors	34	614,176	18,064
Houston Rockets	32	578,458	18,077
Indiana Pacers	32	529,002	16,531
LA Clippers	32	610,176	19,068
Los Angeles Lakers	31	588,907	18,997
Memphis Grizzlies	33	523,297	15,857
Miami Heat	32	629,771	19,680
Milwaukee Bucks	31	549,036	17,711
Minnesota Timberwolves	32	482,132	15,067
New Orleans Pelicans	32	528,172	16,505
New York Knickerbockers	33	620,789	18,812
Oklahoma City Thunder	33	600,699	18,203
Orlando Magic	31	529,870	17,093
Philadelphia 76ers	31	639,491	20,629
Phoenix Suns	35	550,633	15,732
Portland Trail Blazers	32	628,303	19,634
Sacramento Kings	31	520,663	16,796
San Antonio Spurs	30	500,663	16,796
Toronto Raptors	32	633,456	19,796
Utah Jazz	31	567,486	18,306
Washington Wizards	32	532,702	16,647
TOTALS	971	17,274,621	17,791

ROAD ATTENDANCE

TEAM	G	ROAD ATTENDANCE	
		ATTEN.	AVG.
Atlanta Hawks	33	586,980	17,787
Boston Celtics	32	589,088	18,409
Brooklyn Nets	32	573,149	17,911
Charlotte Hornets	34	597,193	17,565
Chicago Bulls	31	550,804	17,768
Cleveland Cavaliers	29	529,374	18,254
Dallas Mavericks	33	602,239	18,250
Denver Nuggets	32	549,221	17,163
Detroit Pistons	33	582,158	17,641
Golden State Warriors	31	541,077	17,454
Houston Rockets	32	578,314	18,072
Indiana Pacers	33	572,962	17,362
LA Clippers	32	571,360	17,855
Los Angeles Lakers	32	604,072	18,877
Memphis Grizzlies	32	560,277	17,509
Miami Heat	33	598,202	18,127
Milwaukee Bucks	34	608,353	17,893
Minnesota Timberwolves	32	558,820	17,463
New Orleans Pelicans	32	583,505	18,235
New York Knickerbockers	33	586,328	17,768
Oklahoma City Thunder	31	553,520	17,855
Orlando Magic	34	586,273	17,243
Philadelphia 76ers	34	603,996	17,765
Phoenix Suns	30	529,818	17,661
Portland Trail Blazers	34	610,016	17,942
Sacramento Kings	33	585,417	17,740
San Antonio Spurs	33	580,417	17,588
Toronto Raptors	32	569,250	17,789
Utah Jazz	33	569,625	17,261
Washington Wizards	32	562,813	17,588
TOTALS	971	17,274,621	17,791

POINTS PER GAME

	G	FG	FT	PTS	AVG
Harden, Hou.	68	672	692	2335	34.3
Beal, Was.	57	593	385	1741	30.5
Lillard, Por.	66	624	460	1978	30.0
Young, Atl.	60	546	481	1778	29.6
G. Antetokounmpo, Mil.	63	685	398	1857	29.5
Dončić, Dal.	61	581	426	1759	28.8
Westbrook, Hou.	57	604	290	1553	27.2
Leonard, LA-C	57	532	356	1543	27.1
Booker, Pho.	70	627	468	1863	26.6
Davis, LA-L	62	551	444	1618	26.1

REBOUNDS PER GAME

	G	OFF	DEF	TOT	AVG
Drummond, Det.-Cle.	57	250	614	864	15.2
G. Antetokounmpo, Mil.	63	140	716	856	13.6
Whiteside, Por.	67	258	647	905	13.5
Gobert, Utah	68	230	686	916	13.5
Sabonis, Ind.	62	189	582	771	12.4
Valanciunas, Mem.	70	213	575	788	11.3
Vucevic, Orl.	62	140	533	673	10.9
Adebayo, Mia.	72	176	559	735	10.2
Thompson, Cle.	57	226	351	577	10.1
Jordan, Bkn.	56	141	420	561	10.0

ASSISTS PER GAME

	G	AST	AVG
James, LA-L	67	684	10.2
Young, Atl.	60	560	9.3
Dončić, Dal.	61	538	8.8
Rubio, Pho.	65	570	8.8
Lillard, Por.	66	530	8.0
Simmons, Phi.	57	455	8.0
Harden, Hou.	68	512	7.5
Graham, Cha.	63	471	7.5
Lowry, Tor.	58	433	7.5
Morant, Mem.	67	488	7.3

STEALS PER GAME

	G	STL	AVG
Simmons, Phi.	57	119	2.09
Dunn, Chi.	51	101	1.98
Drummond, Det.-Cle.	57	109	1.91
VanVleet, Tor.	54	100	1.85
Harden, Hou.	68	125	1.84
Leonard, LA-C	57	103	1.81
Butler, Mia.	58	103	1.78
Smart, Bos.	60	101	1.68
Murray, S.A.	66	111	1.68
Covington, Min.-Hou.	70	115	1.64

BLOCKS PER GAME

	G	BLK	AVG
Whiteside, Por.	67	196	2.93
B. Lopez, Mil.	68	163	2.40
Davis, LA-L	62	143	2.31
Turner, Ind.	62	132	2.13
Porzingis, Dal.	57	115	2.02
Gobert, Utah	68	134	1.97
Robinson, N.Y.	61	119	1.95
Aldridge, S.A.	53	87	1.64
Drummond, Det.-Cle.	57	93	1.63
Ja. Jackson, Mem.	57	92	1.61

FIELD GOAL %

	FG	FGA	PCT
Robinson, N.Y.	253	341	.742
Gobert, Utah	386	557	.693
Allen, Bkn.	302	465	.649
Whiteside, Por.	436	702	.621
Clarke, Mem.	296	479	.618
Adams, OKC.	283	478	.592
Valanciunas, Mem.	432	739	.585
Collins, Atl.	353	605	.583
Harrell, LA-C	471	812	.580
Simmons, Phi.	375	647	.580

3-PT FIELD GOAL %

	3FG	3FGA	PCT
Hill, Mil.	81	176	.460
Redick, N.O.	180	397	.453
Curry, Dal.	145	321	.452
Robinson, Mia.	270	606	.446
McDermott, Ind.	128	294	.435
Bertans, Was.	200	472	.424
Harris, Bkn.	172	406	.424
Bjelica, Sac.	134	320	.419
Trent, Por.	112	268	.418
Korver, Mil.	99	237	.418

FREE THROW %

	FT	FTA	PCT
Wanamaker, Bos.	126	136	.926
Booker, Pho.	468	509	.919
Middleton, Mil.	208	227	.916
Paul, OKC.	253	279	.907
Bogdanovic, Utah	250	277	.903
Gallinari, OKC.	266	298	.893
Brogdon, Ind.	166	186	.892
Redick, N.O.	165	185	.892
Augustin, Orl.	161	181	.890
Lillard, Por.	460	518	.888

MINUTES PER GAME

	G	MIN	AVG
Lillard, Por.	66	2474	37.5
McCollum, Por.	70	2556	36.5
Harden, Hou.	68	2483	36.5
Lowry, Tor.	58	2098	36.2
Beal, Was.	57	2053	36.0
Westbrook, Hou.	57	2049	36.0
Booker, Pho.	70	2512	35.9
VanVleet, Tor.	54	1928	35.7
Simmons, Phi.	57	2017	35.4
Young, Atl.	60	2120	35.3

2020 NBA DRAFT

FIRST ROUND


1	Minnesota Timberwolves	Anthony Edwards	SG	Georgia (Fr.)
2	Golden State Warriors	James Wiseman	C	Memphis (Fr.)
3	Charlotte Hornets	LaMelo Ball	PG	Illawarra Hawks (Australia)
4	Chicago Bulls	Patrick Williams	SF	Florida State (Fr.)
5	Cleveland Cavaliers	Isaac Okoro	SF	Auburn (Fr.)
6	Atlanta Hawks	Onyeka Okongwu	PF	USC (Fr.)
7	Detroit Pistons	Killian Hayes	PG	Ratiopharm (Germany)
8	New York Knicks	Obi Toppin	PF	Dayton (So.)
9	Washington Wizards	Deni Avdija	SF	Maccabi Tel Aviv (Israel)
10	Phoenix Suns	Jalen Smith	PF	Maryland (So.)
11	San Antonio Spurs	Devin Vassell	SF	Florida State (So.)
12	Sacramento Kings	Tyrese Haliburton	PG	Iowa State (So.)
13	New Orleans Pelicans	Kira Lewis Jr.	PG	Alabama (So.)
14	Boston Celtics	Aaron Nesmith	SF	Vanderbilt (So.)
15	Orlando Magic	Cole Anthony	PG	North Carolina (Fr.)
16	Portland Trail Blazers	Isaiah Stewart	C	Washington (Fr.)
17	Minnesota Timberwolves	Aleksej Pokusevski	PF	Olympiacos (Greece)
18	Dallas Mavericks	Josh Green	SG	Arizona (Fr.)
19	Brooklyn Nets	Saddiq Bey	SF	Villanova (So.)
20	Miami HEAT	Precious Achiuwa	PF	Memphis (Fr.)
21	Philadelphia 76ers	Tyrese Maxey	PG	Kentucky (Fr.)
22	Denver Nuggets	Zeke Nnaji	C	Arizona (Fr.)
23	New York Knicks	Leandro Bolmaro	SF	FC Barcelona (Spain)
24	Milwaukee Bucks	RJ Hampton	PG	New Zealand Breakers
25	Oklahoma City Thunder	Immanuel Quickley	PG	Kentucky (So.)
26	Boston Celtics	Payton Pritchard	PG	Oregon (Sr.)
27	Utah Jazz	Udoka Azubuike	C	Kansas (Sr.)
28	Los Angeles Lakers	Jaden McDaniels	SF	Washington (Fr.)
29	Toronto Raptors	Malachi Flynn	PG	San Diego State (Jr.)
30	Boston Celtics	Desmond Bane	SG	TCU (Sr.)

SECOND ROUND

31	Dallas Mavericks	Tyrell Terry	PG	Stanford (Fr.)
32	Charlotte Hornets	Vernon Carey Jr.	C	Duke (Fr.)
33	Minnesota Timberwolves	Daniel Oturu	PF	Minnesota (So.)
34	Philadelphia 76ers	Theo Maledon	PG	ASVEL (France)
35	Sacramento Kings	Xavier Tillman Sr.	PF	Michigan State (Jr.)
36	Philadelphia 76ers	Tyler Bey	PF	Colorado (Jr.)
37	Washington Wizards	Vit Krejci	PG	Zaragoza (Spain)
38	Utah Jazz	Saben Lee	PG	Vanderbilt (Jr.)
39	New Orleans Pelicans	Elijah Hughes	SG	Syracuse (Jr.)
40	Memphis Grizzlies	Robert Woodard II	SF	Mississippi State (So.)
41	San Antonio Spurs	Tre Jones	PG	Duke (So.)
42	New Orleans Pelicans	Nick Richards	C	Kentucky (Jr.)
43	Sacramento Kings	Jahmi'us Ramsey	SG	Texas Tech (Fr.)
44	Chicago Bulls	Marko Simonovic	C	Mega Soccerbet (Serbia)
45	Milwaukee Bucks	Jordan Nwora	SF	Louisville (Jr.)
46	Portland Trail Blazers	CJ Elleby	SF	Washington State (So.)
47	Boston Celtics	Yam Madar	PG	Hapoel Tel Aviv (Israel)
48	Golden State Warriors	Nico Mannion	PG	Arizona (Fr.)
49	Philadelphia 76ers	Isaiah Joe	SG	Arkansas (So.)
50	Atlanta Hawks	Skyler Mays	SG	LSU (Sr.)
51	Golden State Warriors	Justinian Jessup	SG	Boise State (Sr.)
52	Sacramento Kings	Kenyon Martin Jr.	SF	IMG Academy (FL)
53	Oklahoma City Thunder	Cassius Winston	PG	Michigan State (Sr.)
54	Indiana Pacers	Cassius Stanley	SG	Duke (Fr.)
55	Brooklyn Nets	Jay Scrubb	SG	John A. Logan College (So.)
56	Charlotte Hornets	Grant Riller	PG	College of Charleston (Sr.)
57	LA Clippers	Reggie Perry	PF	Mississippi State (So.)
58	Philadelphia 76ers	Paul Reed	PF	DePaul (Jr.)
59	Toronto Raptors	Jalen Harris	SG	Nevada (Jr.)
60	New Orleans Pelicans	Sam Merrill	PG	Utah State (Sr.)

NBA CHAMPIONS BY YEAR

SEASON	CHAMPION	COACH	OPP	W/L
1946-47	Philadelphia	Gottlieb	CHI	4-1
1947-48	Baltimore	Jeannette	PHI	4-2
1948-49	Minneapolis	Kundla	WAS	4-2
1949-50	Minneapolis	Kundla	SYR	4-2
1950-51	Rochester	Harrison	NYK	4-3
1951-52	Minneapolis	Kundla	NYK	4-3
1952-53	Minneapolis	Kundla	NYK	4-1
1953-54	Minneapolis	Kundla	SYR	4-3
1954-55	Syracuse	Cervi	FTW	4-3
1955-56	Philadelphia	Senesky	FTW	4-1
1956-57	Boston	Auerbach	STL	4-3
1957-58	St. Louis	Hannum	BOS	4-2
1958-59	Boston	Auerbach	MIN	4-0
1959-60	Boston	Auerbach	STL	4-3
1960-61	Boston	Auerbach	STL	4-1
1961-62	Boston	Auerbach	LAL	4-3
1962-63	Boston	Auerbach	LAL	4-2
1963-64	Boston	Auerbach	SFW	4-1
1964-65	Boston	Auerbach	LAL	4-1
1965-66	Boston	Auerbach	LAL	4-3
1966-67	Philadelphia	Hannum	SFW	4-2
1967-68	Boston	Russell	LAL	4-2
1968-69	Boston	Russell	LAL	4-3
1969-70	New York	Holzman	LAL	4-3
1970-71	Milwaukee	Costello	BAL	4-0
1971-72	Los Angeles	Sharman	NYK	4-1
1972-73	New York	Holzman	LAL	4-1
1973-74	Boston	Heinsohn	MIL	4-3
1974-75	Golden State	Attles	WAS	4-0
1975-76	Boston	Heinsohn	PHX	4-2
1976-77	Portland	Ramsay	PHI	4-2
1977-78	Washington	Motta	SEA	4-3
1978-79	Seattle	Wilens	WAS	4-1
1979-80	Los Angeles	Westhead	PHI	4-2
1980-81	Boston	Fitch	HOU	4-2
1981-82	Los Angeles	Riley	PHI	4-2
1982-83	Philadelphia	Cunningham	LAL	4-0
1983-84	Boston	Jones	LAL	4-3
1984-85	L.A. Lakers	Riley	BOS	4-2
1985-86	Boston	Jones	HOU	4-2
1986-87	L.A. Lakers	Riley	BOS	4-2
1987-88	L.A. Lakers	Riley	DET	4-3
1988-89	Detroit	Daly	LAL	4-0
1989-90	Detroit	Daly	POR	4-1
1990-91	Chicago	Jackson	LAL	4-1
1991-92	Chicago	Jackson	POR	4-2
1992-93	Chicago	Jackson	PHX	4-2
1993-94	Houston	Tomjanovich	NYK	4-3
1994-95	Houston	Tomjanovich	ORL	4-0
1995-96	Chicago	Jackson	SEA	4-2
1996-97	Chicago	Jackson	UTA	4-2
1997-98	Chicago	Jackson	UTA	4-2
1998-99	San Antonio	Popovich	NYK	4-1
1999-00	L.A. Lakers	Jackson	IND	4-2
2000-01	L.A. Lakers	Jackson	PHI	4-1
2001-02	L.A. Lakers	Jackson	NJN	4-0
2002-03	San Antonio	Popovich	NJN	4-2
2003-04	Detroit	Brown	LAL	4-1
2004-05	San Antonio	Popovich	DET	4-3
2005-06	Miami	Riley	DAL	4-2
2006-07	San Antonio	Popovich	CLE	4-0
2007-08	Boston	Rivers	LAL	4-2
2008-09	L.A. Lakers	Jackson	ORL	4-1
2009-10	L.A. Lakers	Jackson	BOS	4-3
2010-11	Dallas	Carlsle	MIA	4-2
2011-12	Miami	Spoelstra	OKC	4-1
2012-13	Miami	Spoelstra	SAS	4-3
2013-14	San Antonio	Popovich	MIA	4-1
2014-15	Golden State	Kerr	CLE	4-2
2015-16	Cleveland	Lue	GSW	4-3
2016-17	Golden State	Kerr	CLE	4-1
2017-18	Golden State	Kerr	CLE	4-0
2018-19	Toronto	Nurse	GSW	4-2
2019-20	L.A. Lakers	Vogel	MIA	4-2



NBA AWARD WINNERS

MOST VALUABLE PLAYER (MAURICE PODOLOFF TROPHY)

1956	Bob Pettit	STL
1957	Bob Cousy	BOS
1958	Bill Russell	BOS
1959	Bob Pettit	STL
1960	Wilt Chamberlain	PHI
1961	Bill Russell	BOS
1962	Bill Russell	BOS
1963	Bill Russell	BOS
1964	Oscar Robertson	CIN
1965	Bill Russell	BOS
1966	Wilt Chamberlain	PHI
1967	Wilt Chamberlain	PHI
1968	Wilt Chamberlain	PHI
1969	Wes Unseld	BAL
1970	Willis Reed	NYK
1971	K. Abdul-Jabbar	MIL
1972	K. Abdul-Jabbar	MIL
1973	Dave Cowens	BOS
1974	K. Abdul-Jabbar	LAL
1975	Bob McAdoo	BUF
1976	K. Abdul-Jabbar	LAL
1977	K. Abdul-Jabbar	LAL
1978	Bill Walton	POR
1979	Moses Malone	HOU
1980	K. Abdul-Jabbar	LAL
1981	Julius Erving	PHI
1982	Moses Malone	HOU
1983	Moses Malone	PHI
1984	Larry Bird	BOS
1985	Larry Bird	BOS
1986	Larry Bird	BOS
1987	Magic Johnson	LAL
1988	Michael Jordan	CHI
1989	Magic Johnson	LAL
1990	Magic Johnson	LAL
1991	Michael Jordan	CHI
1992	Michael Jordan	CHI
1993	Charles Barkley	PHX
1994	Hakeem Olajuwon	HOU
1995	David Robinson	SAS
1996	Michael Jordan	CHI
1997	Karl Malone	UTA
1998	Michael Jordan	CHI
1999	Karl Malone	UTA
2000	Shaquille O'Neal	LAL
2001	Allen Iverson	PHI
2002	Tim Duncan	SAS
2003	Tim Duncan	SAS
2004	Kevin Garnett	MIN
2005	Steve Nash	PHX
2006	Steve Nash	PHX
2007	Dirk Nowitzki	DAL
2008	Kobe Bryant	LAL
2009	LeBron James	CLE
2010	LeBron James	CLE
2011	Derrick Rose	CHI
2012	LeBron James	MIA
2013	LeBron James	MIA
2014	Kevin Durant	OKC
2015	Stephen Curry	GSW
2016	Stephen Curry	GSW
2017	Russell Westbrook	OKC
2018	James Harden	HOU
2019	G. Antetokounmpo	MIL
2020	G. Antetokounmpo	MIL

BILL RUSSELL NBA FINALS MVP

1969	Jerry West	LAL
1970	Willis Reed	NYK
1971	K. Abdul-Jabbar	MIL
1972	Wilt Chamberlain	LAL
1973	Willis Reed	NYK
1974	John Havlicek	BOS
1975	Rick Barry	GSW
1976	Jo Jo White	BOS
1977	Bill Walton	POR
1978	Wes Unseld	WAS
1979	Dennis Johnson	SEA
1980	Magic Johnson	LAL
1981	Cedric Maxwell	BOS
1982	Magic Johnson	LAL
1983	Moses Malone	PHI
1984	Larry Bird	BOS
1985	K. Abdul-Jabbar	LAL
1986	Larry Bird	BOS
1987	Magic Johnson	LAL
1988	James Worthy	LAL
1989	Joe Dumars	DET
1990	Isiah Thomas	DET
1991	Michael Jordan	CHI
1992	Michael Jordan	CHI
1993	Michael Jordan	CHI
1994	Hakeem Olajuwon	HOU
1995	Hakeem Olajuwon	HOU
1996	Michael Jordan	CHI
1997	Michael Jordan	CHI
1998	Michael Jordan	CHI
1999	Tim Duncan	SAS
2000	Shaquille O'Neal	LAL
2001	Shaquille O'Neal	LAL
2002	Shaquille O'Neal	LAL
2003	Tim Duncan	SAS
2004	Chauncey Billups	DET
2005	Tim Duncan	SAS
2006	Dwyane Wade	MIA
2007	Tony Parker	SAS
2008	Paul Pierce	BOS
2009	Kobe Bryant	LAL
2010	Kobe Bryant	LAL
2011	Dirk Nowitzki	DAL
2012	LeBron James	MIA
2013	LeBron James	MIA
2014	Kawhi Leonard	SAS
2015	Andre Iguodala	GSW
2016	LeBron James	CLE
2017	Kevin Durant	GSW
2018	Kevin Durant	GSW
2019	Kawhi Leonard	TOR
2020	LeBron James	LAL

DEFENSIVE PLAYER OF THE YEAR

1983	Sidney Moncrief	MIL
1984	Sidney Moncrief	MIL
1985	Mark Eaton	UTA
1986	Alvin Robertson	SAS
1987	Michael Cooper	LAL
1988	Michael Jordan	CHI
1989	Mark Eaton	UTA
1990	Dennis Rodman	DET
1991	Dennis Rodman	DET
1992	David Robinson	SAS
1993	Hakeem Olajuwon	HOU
1994	Hakeem Olajuwon	HOU
1995	Dikembe Mutombo	DEN
1996	Gary Payton	SEA
1997	Dikembe Mutombo	ATL
1998	Dikembe Mutombo	ATL
1999	Alonzo Mourning	MIA
2000	Alonzo Mourning	MIA
2001	Dikembe Mutombo	PHI
2002	Ben Wallace	DET
2003	Ben Wallace	DET
2004	Ron Artest	IND
2005	Ben Wallace	DET
2006	Ben Wallace	DET
2007	Marcus Camby	BEN
2008	Kevin Garnett	BOS
2009	Dwight Howard	ORL
2010	Dwight Howard	ORL
2011	Dwight Howard	ORL
2012	Tyson Chandler	NYK
2013	Marc Gasol	MEM
2014	Joakim Noah	CHI
2015	Kawhi Leonard	SAS
2016	Kawhi Leonard	SAS
2017	Draymond Green	GSW
2018	Rudy Gobert	UTA
2019	Rudy Gobert	UTA
2020	G. Antetokounmpo	MIL

ROOKIE OF THE YEAR (EDDIE GOTTLIEB TROPHY)

1953	Don Meineke	FTW
1954	Ray Felix	BAL
1955	Bob Pettit	MIL
1956	Maurice Stokes	ROC
1957	Tom Heinsohn	BOS
1958	W. Saudsberry	PHI
1959	Elgin Baylor	MIN
1960	Wilt Chamberlain	PHI
1961	Oscar Robertson	CIN
1962	Walt Bellamy	CHI
1963	Terry Dischinger	CHI
1964	Jerry Lucas	CHI
1965	Willis Reed	NYK
1966	Rick Barry	SWF
1967	Dave Bing	DET
1968	Earl Monroe	BAL
1969	Wes Unseld	BAL
1970	K. Abdul-Jabbar	MIL
1971	Geoff Petrie	POR
1972	Dave Cowens	BOS
1973	Sidney Wicks	POR
1974	Bob McAdoo	BUF
1975	Ernie DiGregorio	PHI
1976	Keith Wikes	GSW
1977	Alvan Adams	PHX
1978	Adrian Dantley	BUF
1979	Phil Ford	KCK
1980	Larry Bird	BOS
1981	Darrell Griffith	UTA
1982	Buck Williams	NJN
1983	Terry Cummings	SDC
1984	Ralph Sampson	HOU
1985	Michael Jordan	CHI
1986	Patrick Ewing	NYK
1987	Chuck Person	IND
1988	Mark Jackson	NYK
1989	Mitch Richmond	GSW
1990	David Robinson	SAS
1991	Derrick Coleman	NJN
1992	Larry Johnson	CHA
1993	Shaquille O'Neal	ORL
1994	Chris Webber	GSW
1995	Grant Hill	DET
1996	Damon Stoudamire	POR
1997	Allen Iverson	PHI
1998	Tim Duncan	SAS
1999	Vince Carter	TOR
2000	Elton Brand	CHI
2001	Steve Francis	HOU
2002	Mike Miller	ORL
2003	Pau Gasol	MEM
2004	Amar'e Stoudemire	PHX
2005	LeBron James	CLE
2006	Emeka Okafor	CHA
2007	Chris Paul	NOK
2008	Brandon Roy	POR
2009	Kevin Durant	SEA
2010	Derrick Rose	CHI
2011	Tyreke Evans	SAC
2012	Blake Griffin	LAC
2013	Kyrie Irving	CLE
2014	Damian Lillard	POR
2015	M. Carter-Williams	PHI
2016	Andrew Wiggins	MIN
2017	K. Towns	MIN
2018	Malcolm Brogdon	MIL
2019	Ben Simmons	PHI
2020	Luka Dončić	DAL
2021	Ja Morant	MEM

**J. WALTER KENNEDY
CITIZENSHIP AWARD**

1975	Wes Unseld	WAS
1976	Slick Watts	SEA
1977	Dave Bing	WAS
1978	Bob Lanier	DET
1979	Calvin Murphy	HOU
1980	Austin Carr	CLE
1981	Mike Glenn	NYK
1982	Kent Benson	DET
1983	Julius Erving	PHI
1984	Frank Layden	UTA
1985	Dan Issel	DEN
1986	Michael Cooper	LAL
	Rory Sparrow	NYK
1987	Isiah Thomas	DET
1988	Alex English	DEN
1989	Thurl Bailey	UTA
1990	Doc Rivers	ATL
1991	Kevin Johnson	PHX
1992	Magic Johnson	LAL
1993	Terry Porter	POR
1994	Joe Dumars	DET
1995	Joe O'Toole	ATL
1996	Chris Dudley	POR
1997	P.J. Brown	MIA
1998	Steve Smith	ATL
1999	Brian Grant	POR
2000	Vlade Divac	SAC
2001	Dikembe Mutombo	PHI
2002	Alonzo Mourning	MIA
2003	David Robinson	SAS
2004	Reggie Miller	IND
2005	Eric Snow	CLE
2006	Kevin Garnett	MIN
2007	Steve Nash	PHX
2008	Chauncey Billups	DET
2009	Dikembe Mutombo	HOU
2010	Samuel Dalembert	PHI
2011	Metta World Peace	LAL
2012	Pau Gasol	LAL
2013	Kenneth Faried	DEN
2014	Luol Deng	CLE
2015	Joakim Noah	CHI
2016	Wayne Ellington	BKN
2017	LeBron James	CLE
2018	J.J. Barea	DAL
2019	Damian Lillard	POR
2020	Malcolm Brogdon	IND

SPORTSMANSHIP AWARD

1996	Joe Dumars	DET
1997	Terrell Brandon	CLE
1998	Avery Johnson	SAS
1999	Hersey Hawkins	SEA
2000	Eric Snow	PHI
2001	David Robinson	SAS
2002	Steve Smith	SAS
2003	Ray Allen	SEA
2004	P.J. Brown	NOH
2005	Grant Hill	ORL
2006	Elton Brand	LAC
2007	Luol Deng	CHI
2008	Grant Hill	PHX
2009	Chauncey Billups	DEN
2010	Grant Hill	PHX
2011	Stephen Curry	GSW
2012	Jason Kidd	DAL
2013	Jason Kidd	NYK
2014	Mike Conley Jr.	MEM
2015	Kyle Korver	ATL
2016	Mike Conley Jr.	MEM
2017	Kemba Walker	CHA
2018	Kemba Walker	CHA
2019	Mike Conley Jr.	MEM
2020	Vince Carter	ATL

MOST IMPROVED PLAYER

1986	Alvin Robertson	SAS
1987	Dale Ellis	SEA
1988	Kevin Duckworth	POR
1989	Kevin Johnson	PHX
1990	Rony Seikaly	MIA
1991	Scott Skiles	ORL
1992	Pervis Ellison	WAS
1993	M. Abdul-Rauf	DEN
1994	Don MacLean	WAS
1995	Dana Barros	PHI
1996	Gheorghe Muresan	WAS
1997	Isaac Austin	MIA
1998	Alan Henderson	ATL
1999	Darrell Armstrong	ORL
2000	Jalen Rose	IND
2001	Tracy McGrady	ORL
2002	Jermaine O'Neal	IND
2003	Gilbert Arenas	WAS
2004	Zach Randolph	POR
2005	Bobby Simmons	LAC
2006	Boris Diaw	PHX
2007	Monta Ellis	GSW
2008	Hedo Turkoglu	ORL
2009	Danny Granger	IND
2010	Aaron Brooks	HOU
2011	Kevin Love	MIN
2012	Ryan Anderson	ORL
2013	Paul George	IND
2014	Goran Dragic	PHX
2015	Jimmy Butler	CHI
2016	C.J. McCollum	POR
2017	J. Antetokounmpo	MIL
2018	Victor Oladipo	IND
2019	Pascal Siakam	TOR
2020	Brandon Ingram	NOP

SIXTH MAN AWARD

1983	Bobby Jones	PHI
1984	Kevin McHale	BOS
1985	Kevin McHale	BOS
1986	Bill Walton	BOS
1987	Ricky Pierce	MIL
1988	Roy Tarpley	DAL
1989	Eddie Johnson	PHX
1990	Ricky Pierce	MIL
1991	Detlef Schrempf	IND
1992	Detlef Schrempf	IND
1993	Cliff Robinson	POR
1994	Dell Curry	CHA
1995	Anthony Mason	NYK
1996	Toni Kukoc	CHI
1997	John Starks	NYK
1998	Danny Manning	PHX
1999	Darrell Armstrong	ORL
2000	Rodney Rogers	PHX
2001	Aaron McKie	PHI
2002	Corliss Williamson	DET
2003	Bobby Jackson	SAC
2004	Antawn Jamison	DAL
2005	Ben Gordon	CHI
2006	Mike Miller	MEM
2007	Leandro Barbosa	PHX
2008	Manu Ginobili	SAS
2009	Jason Terry	DAL
2010	Jamal Crawford	ATL
2011	Lamar Odom	LAL
2012	James Harden	OKC
2013	J.R. Smith	NYK
2014	Jamal Crawford	LAC
2015	Lou Williams	TOR
2016	Jamal Crawford	LAC
2017	Eric Gordon	HOU
2018	Lou Williams	LAC
2019	Lou Williams	LAC
2020	Montrezl Harrell	LAC

COACH OF THE YEAR

(RED AUERBACH TROPHY)		
1963	Harry Gallatin	STL
1964	Alex Hannum	SFW
1965	Red Auerbach	BOS
1966	Dolph Schayes	PHI
1967	Johnny Kerr	CHI
1968	Richie Guerin	STL
1969	Gene Shue	BAL
1970	Red Holzman	NYK
1971	Dick Motta	CHI
1972	Bill Sharman	LAL
1973	Tom Heinsohn	BOS
1974	Ray Scott	DET
1975	Phil Johnson	KCK
1976	Bill Fitch	CLE
1977	Tom Nissalke	HOU
1978	Hubie Brown	ATL
1979	C. Fitzsimmons	KCK
1980	Bill Fitch	BOS
1981	Jack McKinney	IND
1982	Gene Shue	WAS
1983	Don Nelson	MIL
1984	Frank Layden	UTA
1985	Don Nelson	MIL
1986	Mike Fratello	ATL
1987	Mike Schuler	POR
1988	Doug Moe	DEN
1989	C. Fitzsimmons	PHX
1990	Pat Riley	LAL
1991	Don Chaney	HOU
1992	Don Nelson	GSW
1993	Pat Riley	NYK
1994	Lenny Wilkens	ATL
1995	Del Harris	LAL
1996	Phil Jackson	CHI
1997	Pat Riley	MIA
1998	Larry Bird	IND
1999	Mike Dunleavy	POR
2000	Doc Rivers	ORL
2001	Larry Brown	PHI
2002	Rick Carlisle	DET
2003	Gregg Popovich	SAS
2004	Hubie Brown	MEM
2005	Mike D'Antoni	PHX
2006	Avery Johnson	DAL
2007	Sam Mitchell	TOR
2008	Byron Scott	NOH
2009	Mike Brown	CLE
2010	Scott Brooks	OKC
2011	Tom Thibodeau	CHI
2012	Gregg Popovich	SAS
2013	George Karl	DEN
2014	Gregg Popovich	SAS
2015	Mike Budenholzer	ATL
2016	Steve Kerr	GSW
2017	Mike D'Antoni	HOU
2018	Dwane Casey	TOR
2019	Mike Budenholzer	MIL
2020	Nick Nurse	TOR

EXECUTIVE OF THE YEAR

1973	Joe Axelson	KCO
1974	Eddie Donovan	BUF
1975	Dick Vertlieb	GSW
1976	Jerry Colangelo	PHX
1977	Ray Patterson	HOU
1978	Angelo Drossos	SAS
1979	Bob Ferry	BOS
1980	Red Auerbach	BOS
1981	Jerry Colangelo	PHX
1982	Bob Ferry	WAS
1983	Zollie Volchok	SEA
1984	Frank Layden	UTA
1985	Vince Boryla	DEN
1986	Stan Kasten	ATL
1987	Stan Kasten	ATL
1988	Jerry Krause	CHI
1989	Jerry Colangelo	PHX
1990	Bob Bass	SAS
1991	Bucky Buckwalter	POR
1992	Wayne Embry	CLE
1993	Jerry Colangelo	PHX
1994	Bob Whitsitt	SEA
1995	Jerry West	LAL
1996	Jerry Krause	CHI
1997	Bob Bass	CHA
1998	Wayne Embry	CLE
1999	Geoff Petrie	SAC
2000	John Gabriel	ORL
2001	Geoff Petrie	SAC
2002	Rod Thorn	NJC
2003	Joe Dumars	DET
2004	Jerry West	MEM
2005	Bryan Colangelo	PHX
2006	Elgin Baylor	LAC
2007	Bryan Colangelo	TOR
2008	Danny Ainge	BOS
2009	Mark Warkentien	DEN
2010	John Hammond	MIL
2011	Gar Forman Pat Riley	CHI MIA
2012	Larry Bird	IND
2013	Masai Ujiri	DEN
2014	R.C. Buford	SAS
2015	Bob Myers	GSW
2016	R.C. Buford	SAS
2017	Bob Myers	GSW
2018	Daryl Morey	HOU
2019	Jon Horst	MIL
2020	Lawrence Frank	LAC

NBA ALL-TIME SINGLE-GAME BESTS

POINTS

Wilt Chamberlain	3/2/62	vs. NYK	100
Kobe Bryant	1/22/06	vs. TOR	81
Wilt Chamberlain	12/8/61	vs. LAL	78***
Wilt Chamberlain	1/13/62	vs. CHI	73
Wilt Chamberlain	11/62/62	at NYK	73
David Thompson	4/9/78	at DET	73
Wilt Chamberlain	11/3/62	at LAL	72
Elgin Baylor	11/15/60	at NYK	71
David Robinson	4/24/94	at LAC	71
Wilt Chamberlain	3/10/63	at SYR	70
Devin Booker	3/24/17	at BOS	70

FIELD GOALS MADE

Wilt Chamberlain	3/2/62	vs. NYK	36-63
Wilt Chamberlain	12/8/61	vs. LAL	31-62***
Wilt Chamberlain	12/16/67	at CHI	30-40
Rick Barry	3/26/74	vs. POR	30-45
Wilt Chamberlain	1/13/62	vs. CHI	29-48
Wilt Chamberlain	11/3/62	at LAL	29-48
Wilt Chamberlain	11/16/62	at NYK	29-43
Wilt Chamberlain	2/9/69	vs. PHX	29-35
Elgin Baylor	11/15/60	at NYK	28-48
Wilt Chamberlain	12/9/61	vs. CHI	28-48
Wilt Chamberlain	1/11/63	vs. LAL	28-47
Wilt Chamberlain	2/7/66	vs. LAL	28-43
David Thompson	4/9/78	at DET	28-38
Kobe Bryant	1/22/06	vs. TOR	28-46

FREE THROWS MADE

Wilt Chamberlain	3/2/62	vs. NYK	28-32
Adrian Dantley	1/4/84	vs. HOU	28-29
Adrian Dantley	11/25/83	vs. DEN	27-31
Adrian Dantley	10/31/80	vs. DAL	26-29
Michael Jordan	2/26/87	vs. NJN	26-27
Anthony Davis	10/29/19	vs. MEM	26-27
Dwight Howard	3/12/13	at ORL	25-39
Frank Selvy	12/2/54	vs. MIN	24-26
Willie Burton	12/13/94	vs. MIA	24-28
Allen Iverson	2/12/05	vs. ORL	24-27
LeBron James	3/12/06	vs. MIA	24-28
Kevin Durant	1/23/09	at LAC	24-26
DeMar DeRozan	3/4/16	vs. POR	24-25
Devin Booker	3/24/17	at BOS	24-26
James Harden	12/3/19	at SAS	24-24**

ASSISTS

Scott Skiles	12/30/90	vs. DEN	30
Kevin Porter	2/24/78	vs. HOU	29
Bob Cousy	2/27/59	vs. LAL	28
Guy Rodgers	3/14/63	vs. STL	28
John Stockton	1/15/91	vs. SAS	28
Geoff Huston	1/27/82	vs. GSW	27
John Stockton	12/19/89	at NYK	27
John Stockton	4/14/88	vs. POR	26
Rajon Rondo	12/27/17	vs. NOP	25
Ernie DiGregorio	1/1/74	at POR	25
Kevin Porter	3/9/79	vs. BOS	25
Kevin Porter	4/1/79	at PHX	25
Isiah Thomas	2/13/85	vs. DAL	25
Nate McMillan	2/23/87	vs. LAC	25
Kevin Johnson	4/6/94	vs. SAS	25
Jason Kidd	2/8/96	vs. UTA	25**

REBOUNDS

Wilt Chamberlain	11/24/60	vs. BOS	55
Bill Russell	2/5/60	vs. SYR	51
Bill Russell	11/16/57	vs. PHI	49
Bill Russell	3/11/65	vs. DET	49
Wilt Chamberlain	2/6/60	vs. SYR	45
Wilt Chamberlain	1/21/61	vs. LAL	45
Wilt Chamberlain	11/10/59	vs. NYK	43
Wilt Chamberlain	12/8/61	vs. LAL	43***
Bill Russell	1/20/63	vs. LAL	43
Wilt Chamberlain	3/6/65	vs. BOS	43

STEALS

Larry Kenon	12/26/76	at KCK	11
Kendall Gill	4/3/99	vs. MIA	11
Jerry West	12/7/73	vs. SEA	10
Larry Steele	11/16/74	vs. LAL	10
Fred Brown	12/3/76	at PHI	10
Gus Williams	2/22/78	at NJN	10
Eddie Jordan	3/23/79	at PHI	10
Johnny Moore	3/6/85	vs. IND	10
Fat Lever	3/9/85	vs. IND	10
Clyde Drexler	1/10/86	at MIL	10
Alvin Robertson	2/18/86	vs. PHX	10
Alvin Robertson	11/22/86	at LAC	10
Ron Harper	3/10/87	vs. PHI	10
Michael Jordan	1/29/88	vs. NJN	10
Alvin Robertson	1/11/89	vs. HOU	10*
Alvin Robertson	11/19/90	vs. UTA	10
Kevin Johnson	12/9/93	vs. WAS	10
Clyde Drexler	11/1/96	vs. SAC	10
Mookie Blaylock	4/14/98	vs. PHI	10
Michael Finley	1/23/01	vs. PHI	10
Brandon Roy	1/24/09	vs. WAS	10
Draymond Green	2/10/17	at MEM	10
Lou Williams	1/20/18	at UTA	10

BLOCKED SHOTS

Elmore Smith	10/28/73	vs. POR	17
Manute Bol	1/25/86	vs. ATL	15
Manute Bol	2/26/87	vs. IND	15
Shaquille O'Neal	11/20/93	at NJN	15
Elmore Smith	10/24/73	vs. DET	14
Elmore Smith	11/4/73	vs. HOU	14
Mark Eaton	1/18/85	vs. POR	14
Mark Eaton	2/18/89	vs. SAS	14
George Johnson	2/24/81	vs. GSW	13
Mark Eaton	2/18/83	vs. POR	13
Darryl Dawkins	11/5/83	vs. PHI	13
Ralph Sampson	12/9/83	at CHI	13*
Manute Bol	2/2/90	vs. NJN	13
Shawn Bradley	4/7/98	vs. POR	13

* number of overtimes



YEAR IN REVIEW

- 96 Overall Season Statistics
- 96 Lakers Transactions
- 97 Home / Road Statistics
- 98 2019-20 Key Dates
- 99 Breakdown
- 100 Game-by-Game
- 101 Miscellaneous Statistics
- 102 Highs / Lows

2019-20 SEASON OVERALL STATISTICS

PLAYER	G			- FIELD GOALS -			- 3-POINT FG -			- FREE THROWS -			- REBOUNDS -						PTS	AVG			
	GS	MIN	FG	FGA	PCT	FG	FGA	PCT	FT	FTA	PCT	OFF	DEF	TOT	AST	PF	DQ	STL			TO	BLK	
Davis	62	62	2131	551	1096	.503	72	218	.330	444	525	.846	142	435	577	200	156	0	91	154	143	1618	26.1
James	67	67	2316	643	1303	.493	148	425	.348	264	381	.693	66	459	525	684	118	0	78	261	36	1698	25.3
Kuzma	61	9	1526	291	668	.436	86	272	.316	114	155	.735	52	221	273	80	126	0	28	91	26	782	12.8
Walters (TOT)	10	0	207	41	99	.414	15	47	.319	14	17	.824	2	22	24	20	21	0	4	16	6	111	11.1
Walters (LAL)	7	0	165	31	73	.425	7	30	.233	14	16	.875	2	11	13	17	16	0	4	13	4	83	11.9
Morris (TOT)	58	17	1188	203	458	.443	88	228	.386	66	85	.776	40	178	217	77	133	0	31	76	17	560	9.7
Morris (LAL)	14	1	199	28	69	.406	13	39	.333	5	6	.833	16	29	45	8	29	0	5	6	6	74	5.3
Caldwell-Pope	69	26	1762	237	507	.467	92	239	.385	79	102	.775	38	104	142	111	128	0	57	62	14	645	9.3
Bradley	49	46	1186	170	383	.444	63	173	.364	20	44	.453	18	97	115	63	110	0	43	47	5	423	8.6
Green	68	68	1687	197	474	.416	120	327	.367	33	48	.688	51	174	225	91	136	0	85	63	32	547	8.0
Howard	69	2	1306	202	477	.429	3	5	.600	110	214	.514	172	335	507	45	222	0	31	84	79	517	7.5
Rondo	48	3	984	137	328	.418	41	125	.328	27	41	.659	23	119	142	240	58	0	40	91	2	342	7.1
McGee	68	68	1130	195	306	.637	3	6	.500	53	82	.646	125	265	390	37	159	0	36	55	94	466	6.6
Cacok	1	0	9	3	6	.500	0	0	---	0	0	---	2	3	5	1	0	0	0	0	0	6	6.0
Horton-Tucker	6	1	81	14	30	.467	4	13	.308	2	4	.500	2	5	7	6	10	0	8	6	1	34	5.7
Caruso	64	2	1175	120	291	.412	40	120	.333	69	94	.734	17	106	123	124	98	1	70	53	18	349	5.5
Cook	44	1	508	91	214	.425	31	85	.365	11	14	.786	11	40	51	49	27	0	12	33	2	224	5.1
Daniels	41	0	456	62	158	.392	40	112	.357	10	16	.625	12	34	46	14	30	0	8	9	3	174	4.2
Smith	6	0	79	7	22	.318	1	11	.091	2	2	1.000	0	5	5	3	5	0	1	4	0	17	2.8
Dudley	45	1	364	24	60	.400	18	42	.429	2	2	1.000	6	46	52	28	41	0	15	8	3	68	1.5
Antetokounmpo	5	0	20	3	3	1.000	0	0	---	1	2	.500	2	1	3	2	2	0	0	0	0	7	1.4
Norvell	2	0	5	0	1	.000	0	0	---	0	0	---	0	1	1	0	0	0	0	0	0	0	0
LAKERS	71	-	17090	3006	6269	.480	782	2242	.349	1260	1728	.729	757	2490	3247	1803	1471	1	612	1077	468	8054	113.4
OPONENTS	71	-	17090	2773	6187	.448	827	2373	.349	1260	1626	.781	668	2333	3001	1662	1544	9	585	1130	263	7643	107.6

PLAYER	- SINGLE-GAME HIGHS -					- AVERAGE PER GAME -					- CAREER HIGHS (C=SET, T=TIRED THIS SEASON) -										
	MIN	REB	AST	STL	BLK	PTS	MIN	REB	AST	STL	BLK	PTS	FG	FGA	FT	FTA	REB	AST	PTS		
Davis	43	20	7	4	7	8	50	34.4	9.3	3.2	1.47	2.5	2.31	26.1	24	35	24C	27C	26	9	59
James	43	16	19	5	8	3	40	34.6	7.8	10.2	1.16	3.9	0.54	25.3	23	36	24	28	19	19T	61
Kuzma	40	15	7	4	5	3	36	25.0	4.5	1.3	0.46	1.5	0.43	12.8	16	25	9	13	15T	10	41
Walters (TOT)	27	5	2	2	5	2	19	20.7	2.4	2.0	0.40	1.6	0.60	11.1	14	28	9	14	10	11	33
Walters (LAL)	27	3	2	2	5	1	19	23.6	1.9	2.4	0.57	1.9	0.57	11.9							
Morris (TOT)	37	11	6	2	5	2	23	20.5	3.8	1.3	0.53	1.3	0.29	9.7	15	26	11	15	17	8	35
Morris (LAL)	20	7	2	2	2	1	14	14.2	3.2	0.6	0.36	0.4	0.43	5.3							
Caldwell-Pope	34	6	5	4	4	1	20	25.5	2.1	1.6	0.83	0.9	0.20	9.3	13	31	8	10	14	10	38
Bradley	39	5	5	3	3	1	24	24.2	2.3	1.3	0.88	1.0	0.10	8.6	15	24	7	10	13	7	33
Green	35	9	5	4	4	2	28	24.8	3.3	1.3	1.25	0.9	0.47	8.0	12	21	9	10	12	7	33
Howard	30	16	3	2	6	5	21	18.9	7.3	0.7	0.45	1.2	1.14	7.5	16	24	25	39	30	7	45
Rondo	33	12	12	5	5	1	23	20.5	3.0	5.0	0.83	1.9	0.04	7.1	15	27	11	15	17	25	35
McGee	29	17	4	3	5	7	18	16.6	5.7	0.5	0.53	0.8	1.38	6.6	15	20	10	16	20	4C	33
Cacok	9	5	1	0	0	0	6	8.9	5.0	1.0	0.00	0.0	0.00	6.0	3C	6C	0C	0C	5C	1C	6C
Horton-Tucker	34	4	3	4	3	1	14	13.5	1.2	1.0	1.33	1.0	0.17	5.7	6C	15C	2C	4C	4C	3C	14C
Caruso	30	6	8	6	4	1	16	18.4	1.9	1.9	1.09	0.8	0.28	5.5	10	20	8C	8T	10	13	32
Cook	31	4	8	2	3	1	22	11.5	1.2	1.1	0.27	0.8	0.05	5.1	12	18	3T	4	8	8T	30
Daniels	21	6	3	1	1	17	11.1	1.1	0.3	0.20	0.2	0.07	4.2	17	23	5	5	7	5	7	32
Smith	25	2	2	1	1	10	13.2	0.8	0.5	0.17	0.7	0.00	2.8	15	29	12	13	14	9	45	36
Dudley	23	5	5	2	2	1	9	8.1	1.2	0.6	0.33	0.2	0.07	1.5	11	17	9	12	18	10	46
Antetokounmpo	11	2	1	0	1	0	7	4.0	0.6	0.4	0.00	0.2	0.00	1.4	3C	3C	1T	2T	2C	1C	7C
Norvell	3	1	0	0	0	0	0	2.4	0.5	0.0	0.00	0.0	0.00	0.0	2	6	1	1	4	2	7
LAKERS	265	62	39	14	25	20	142	240.7	45.7	25.4	8.62	15.2	6.59	113.4	69	138	52	69	107	51	162
OPONENTS	265	61	37	15	27	10	139	240.7	42.3	23.4	8.24	15.9	3.70	108.6	72	153	56	67	108	48	173

TRANSACTIONS

6/21/19	Acquired the rights to Talen Horton-Tucker from the Orlando Magic in exchange for a 2020 second round draft pick and cash considerations	10/4/19	Signed David Stockton. Waived Jordan Caroline
7/11/19	Signed Zach Norvell Jr. to a two-way contract	10/15/19	Signed Reggie Hearn. Waived David Stockton
7/16/19	Signed Quinn Cook, DeMarcus Cousins and Danny Green. Re-signed Kentavious Caldwell-Pope. Acquired Anthony Davis from the New Orleans Pelicans in exchange for Lonzo Ball, Josh Hart, Brandon Ingram, the draft rights to De'Andre Hunter, two first round draft picks, a first round pick swap and cash considerations, while sending Isaac Bonga, Jemerrio Jones, Moritz Wagner and a future second round draft pick to the Washington Wizards	10/17/19	Signed Marcus Allen. Waived Reggie Hearn. Exercised team option for 2020-21 season on Kyle Kuzma
7/17/19	Signed Troy Daniels and Jared Dudley. Re-signed Alex Caruso	10/19/19	Waived Marcus Allen
7/18/19	Signed Avery Bradley. Re-signed Rajon Rondo	10/21/19	Waived Devontae Cacok and Demetrius Jackson
7/19/19	Signed Devontae Cacok and Aric Holman	12/11/19	Waived Zach Norvell Jr. Signed Devontae Cacok to a two-way contract
7/13/19	Signed Talen Horton-Tucker	2/23/20	Waived DeMarcus Cousins. Signed Markieff Morris
7/20/19	Signed Jordan Caroline	3/1/20	Waived Troy Daniels
7/22/19	Claimed two-way player Kostas Antetokounmpo off waivers	3/6/20	Signed Dion Waiters
8/13/19	Signed Demetrius Jackson	7/1/20	Signed JR Smith
8/26/19	Signed Dwight Howard. Waived Aric Holman		

G LEAGUE TRANSACTIONS:

Assigned Talen Horton-Tucker (10/29, 10/30, 11/9, 11/11, 12/13, 12/26, 1/7, 2/18, 3/5). Recalled Talen Horton-Tucker (10/29, 11/8, 11/9, 12/7, 12/21, 1/6, 2/13, 3/4, 3/16). Assigned Kyle Kuzma (10/30). Recalled Kyle Kuzma (10/30)

2019-20 HOME & ROAD STATISTICS

2019-20 LAKERS REGULAR SEASON HOME STATISTICS (25-10)

PLAYER	G	GS	- FIELD GOALS -			- 3-POINT FG -			- FREE THROWS -			- REBOUNDS -		TOT	AST	PF	DQ	STL	TO	BLK	PTS	AVG			
			FG	FGA	PCT	FG	FGA	PCT	FT	FTA	PCT	OFF	DEF												
Davis	31	31	1074	289	560	516	35	101	347	234	272	.860	82	222	304	99	78	0	45	86	84	847	27.3		
James	34	34	1140	318	642	495	63	224	371	133	187	.711	34	206	240	344	48	0	39	126	17	852	25.1		
Walters	4	0	100	23	46	500	5	18	278	5	7	.714	1	7	8	12	7	0	1	6	2	56	14.0		
Kuzma	31	4	737	136	322	422	42	143	294	49	63	.778	28	122	150	41	63	0	10	45	10	363	11.7		
Caldwell-Pope	33	8	791	108	241	448	38	106	358	34	45	.756	16	57	73	55	66	0	25	32	5	288	8.7		
Bradley	25	25	625	81	190	426	30	88	341	14	17	.824	9	58	67	32	61	0	25	22	4	206	8.2		
Green	35	35	856	101	241	419	63	169	373	14	22	.636	28	86	114	59	69	0	48	32	12	279	8.0		
Howard	33	0	585	93	126	738	2	3	.667	50	92	.543	77	142	219	23	102	0	12	38	35	238	7.2		
McGee	35	35	606	102	172	593	2	4	.500	25	38	.658	73	159	232	21	81	0	22	23	50	231	6.6		
Cacok	1	0	9	3	6	500	0	0	---	0	0	---	2	3	5	1	0	0	0	0	0	6	6.0		
Rondo	22	1	413	50	126	397	16	51	314	11	19	.579	9	36	45	106	26	0	15	41	1	127	5.8		
Caruso	32	0	571	66	151	437	18	57	316	34	49	.694	9	51	60	67	46	0	31	23	7	184	5.8		
Cook	23	0	307	50	121	413	16	50	320	5	5	1.000	4	29	33	31	17	0	8	21	1	121	5.3		
Daniels	19	0	210	33	77	429	21	56	375	5	6	.833	6	20	26	5	13	0	3	5	2	92	4.8		
Morris	8	1	105	13	30	433	7	18	389	5	6	.833	8	17	25	2	16	0	2	4	4	38	4.8		
Smith	3	0	45	5	14	357	1	5	200	0	0	---	0	2	2	2	3	0	0	2	0	11	3.7		
Horton-Tucker	4	1	45	6	17	353	2	7	286	0	0	---	1	3	4	5	6	0	4	2	0	14	3.5		
Antetokounmpo	4	0	18	3	3	1,000	0	0	---	1	2	500	2	1	3	1	2	0	0	1	0	7	1.8		
Dudley	22	0	158	8	20	400	6	13	462	2	2	1,000	4	23	27	16	14	0	6	5	1	24	1.1		
Norvell Jr.	2	0	5	0	1	000	0	0	---	0	0	---	0	1	1	0	0	0	0	0	0	0	0.0		
TEAM	35	-	8400	1488	3106	479	387	1113	348	621	832	.746	393	1245	1638	922	718	0	296	527	235	3984	113.8		
OPPONENTS	35	-	8400	1350	3044	443	387	1140	339	636	809	.786	333	1135	1468	809	739	7	290	551	114	3723	106.4		
TEAM	MIN	REB	AST	STL	TO	BLK	PTS	- SINGLE-GAME HIGHS -						- AVERAGE PER GAME -						- AVERAGE PER 48 MINUTES -					
								MIN	REB	AST	STL	TO	BLK	PTS	REB	AST	STL	TO	BLK	PTS	REB	AST	PF	STL	TO
TEAM	240	62	34	14	19	20	142	240.0	46.8	26.3	8.46	15.1	6.71	113.8	46.8	26.3	20.5	8.46	15.1	6.71	113.8				
OPPONENTS	240	52	37	13	23	10	136	240.0	41.9	23.1	8.29	15.7	3.26	106.4	41.9	23.1	21.1	8.29	15.7	3.26	106.4				

2019-20 LAKERS REGULAR SEASON ROAD STATISTICS (27-9)

PLAYER	G	GS	- FIELD GOALS -			- 3-POINT FG -			- FREE THROWS -			- REBOUNDS -		TOT	AST	PF	DQ	STL	TO	BLK	PTS	AVG			
			FG	FGA	PCT	FG	FGA	PCT	FT	FTA	PCT	OFF	DEF												
James	33	33	1176	325	661	492	65	201	323	131	194	.675	32	253	285	340	70	0	39	135	19	846	25.6		
Davis	31	31	1057	262	536	489	37	117	316	210	253	.830	60	213	273	101	78	0	46	68	59	771	24.9		
Kuzma	30	5	789	155	346	488	44	129	341	65	92	.707	24	99	123	39	63	0	18	46	16	419	14.0		
Horton-Tucker	2	0	36	8	13	615	2	4	.333	2	4	.500	1	2	3	1	4	0	4	4	1	20	10.0		
Caldwell-Pope	36	18	971	129	266	485	54	133	406	45	57	.789	22	47	69	56	62	0	32	30	9	357	9.9		
Bradley	24	19	562	89	193	461	33	85	388	6	7	.857	9	39	48	31	49	0	18	25	1	217	9.0		
Walters	3	0	65	8	27	296	2	12	167	9	9	1,000	1	4	5	5	9	0	3	7	2	27	9.0		
Rondo	26	2	571	87	202	431	25	74	338	16	22	.727	14	83	97	134	32	0	25	50	1	215	8.3		
Green	33	33	831	96	233	412	57	158	361	19	26	.731	23	88	111	32	67	0	37	31	20	268	8.1		
Howard	36	2	721	109	151	722	1	2	.500	60	122	.492	95	193	288	22	120	0	19	46	44	279	7.8		
McGee	33	33	524	93	134	694	1	2	.500	28	44	.636	52	106	158	16	78	0	14	32	44	215	6.5		
Morris	6	0	95	15	39	385	6	21	286	0	0	---	8	12	20	6	13	0	3	2	2	36	6.0		
Caruso	32	2	604	54	140	386	22	63	349	35	45	.778	8	55	63	57	52	1	39	30	11	165	5.2		
Cook	21	1	201	41	93	441	15	35	429	6	9	.667	7	11	18	18	10	0	4	12	1	103	4.9		
Daniels	20	0	246	29	81	358	19	56	339	5	10	.500	6	14	20	9	17	0	5	4	1	82	3.7		
Smith	3	0	34	2	8	250	0	6	000	2	2	1,000	0	3	3	1	2	0	1	2	0	6	2.0		
Dudley	23	1	206	16	40	400	12	29	414	0	0	---	2	23	25	12	27	0	9	3	2	44	1.9		
Antetokounmpo	1	0	2	0	0	---	0	0	---	0	0	---	0	0	0	1	0	0	0	0	0	0	0.0		
TEAM	36	-	8690	1518	3163	480	395	1129	350	639	896	.713	364	1245	1609	881	753	1	316	550	233	4070	113.1		
OPPONENTS	36	-	8690	1423	3143	453	440	1233	357	634	817	.776	335	1198	1533	853	805	2	295	579	149	3920	108.9		
TEAM	MIN	REB	AST	STL	TO	BLK	PTS	- SINGLE-GAME HIGHS -						- AVERAGE PER GAME -						- AVERAGE PER 48 MINUTES -					
								MIN	REB	AST	STL	TO	BLK	PTS	REB	AST	PF	STL	TO	BLK	PTS				
TEAM	265	56	39	14	25	12	136	241.4	44.7	24.5	8.78	15.3	6.47	113.1	44.4	24.3	20.8	8.73	15.2	6.43	112.4				
OPPONENTS	265	61	32	15	27	8	139	241.4	42.6	23.7	8.19	16.1	4.14	108.9	42.3	23.6	22.2	8.15	16.0	4.12	108.3				

2019-20 LAKERS KEY DATES

Oct. 29, 2019 — LAKERS 120, Grizzlies 91 (W)

Los Angeles won their third in a row, defeating Memphis 120-91. The third quarter proved to be a historic one, with the Lakers outscoring Memphis 39-20 in the frame behind a 22-point run, the team's longest as a franchise since the 2008-09 season. Anthony Davis was a man on a mission with 40 points and 20 rebounds, including a Lakers franchise record 26 made free throws, all within the first three quarters. It was the fourth 40-20 game of his career and the first by a Laker since Shaquille O'Neal in 2003. He was the fourth player in NBA history with 26 or more free throws in a game and the first since Michael Jordan in 1987. It was the first outing since 1954-55 that a player has notched 40 and 20 in fewer than 33 minutes of play.

Nov. 1, 2019 — Lakers 119, MAVERICKS 110 (OT) (W)

Los Angeles won their first overtime game of the season and fourth in a row, defeating Dallas, 119-110. A game that saw 14 lead changes needed extra time to determine a victor, as Danny Green hit a three-pointer as time expired to tie things up. The overtime period was kind to the Lakers, who started on a 7-0 run and outscored the Mavericks 16-7 in the frame. LeBron James led the team with 39 points (13-23 FG), 12 rebounds, 16 assists and four steals, becoming the first player since steals became an official stat to match his line or better.

Nov. 5, 2019 — Lakers 118, BULLS 112 (W)

The Lakers won their sixth in a row, completing the road sweep with a 118-112 victory. Los Angeles trailed most of the game, including a 19-point deficit in the first half, and headed into the fourth quarter down by 13. The bench unit led the charge as L.A. outscored Chicago 38-19 in the final frame to secure the win. LeBron James finished with a game-high 30 points, 11 rebounds, 11 assists and two steals, his third consecutive triple-double. He became the first Lakers player with three consecutive triple-doubles since Magic Johnson in 1987.

Nov. 12, 2019 — Lakers 123, SUNS 115 (W)

Los Angeles got back on track with a 123-115 win, improving to 8-2 on the season. The contest was tight with 14 ties and 29 lead changes as the team traded buckets down the stretch. Anthony Davis continued his strong play with 24 points and 12 rebounds, while LeBron James (19 points, 11 assists, 7 rebounds), Danny Green (14 points), Dwight Howard (12 points, 9 rebounds) and JaVale McGee (11 points) rounded out the double-digit scoring for the Lakers. As a team, L.A. dished out 39 assists, the most by a Lakers team since 2008 and the most in a road game since 1988.

Nov. 19, 2019 — LAKERS 112, Thunder 107 (W)

The Lakers pushed the win streak to five games after a 112-107 win over Oklahoma City. LeBron James and Anthony Davis again led the team in production with Davis scoring a game-high 34 points and James adding a 25-point, 11-rebound and 10-assist triple-double. James became the first player in NBA history with a triple-double against all 30 teams.

Nov. 25, 2019 — Lakers 114, SPURS 104 (W)

Los Angeles continued their strong play with the team's eighth win in a row. The Spurs started off hot, hitting 53.3 percent of their shots in the first half along with seven three-pointers. The Lakers managed to stay competitive with some big buckets from LeBron James and Rajon Rondo early on. A big second half proved to be the difference, as L.A. outscored San Antonio 60-48 to clinch the win. James led all scorers with 33 points and 14 rebounds, becoming the first Lakers player in franchise history with that line or better in fewer than 36 minutes. James also surpassed 33,000 career points on the night.

Dec. 8, 2019 — LAKERS 142, Timberwolves 125 (W)

Los Angeles won their fourth consecutive contest as they beat the Minnesota Timberwolves, 142-125, and Anthony Davis finished with a season-best 50 points. For the second straight game, the Lakers scored 70+ in the first half (73) and finished with a season high in points (142). Davis ended the night with a team season-high 50 points (20-29 FG, 10-10 FT), seven rebounds, six assists, four steals and one block, and LeBron James tallied 32 points, four rebounds, 13 assists and one steal, good for his 18th double-double of the year.

Dec. 15, 2019 — Lakers 101, HAWKS 96 (W)

The Lakers notched their seventh win in a row and 14th-straight road win to defeat Atlanta, 101-96. The 14 consecutive wins tied for the third-longest road streak in league history and marked the second-longest road streak in franchise history, finishing two wins shy of tying the franchise- and NBA-record 16-game win streak in 1971-72. Los Angeles outscored opponents by an average of 8.7 points during the streak, the third-best margin of victory over that span.

Jan. 5, 2020 — LAKERS 106, Pistons 99 (W)

The Lakers won their fifth in a row with a defensive performance for the record books, defeating Detroit, 106-99. Los Angeles finished with 20 blocked shots on the night, the second-highest total in team history, becoming the first team league-wide with 20 or more blocks since 2001. The team blocked 25.6 percent of Detroit's shot attempts (20-of-78), the highest percentage of blocked shots in a game since blocks became an official statistic in 1973-74, according to research by the Elias Sports Bureau. Anthony Davis led the way with 24 points, 11 rebounds and eight blocks to become the first Lakers player with eight or more blocks since Shaquille O'Neal in 2003. JaVale McGee added nine points and six blocks, with Dwight Howard adding 11 points and five blocks.

Jan. 25, 2020 — Lakers 91, 76ERS 108 (L)

The Lakers dropped a tight contest to Philadelphia, 108-91. Los Angeles shot just 19.4 percent from three-point range and blocked just one shot on the night, with only two players in double figures. LeBron James moved into third place on the NBA's all-time scoring list, a bright spot in an otherwise off night for the team. James finished with 29 points, eight assists and seven rebounds, with Anthony Davis adding 31 points and seven rebounds.

March 6, 2020 — LAKERS 113, Bucks 103 (W)

Los Angeles clinched a playoff berth, defeating the NBA's wins leader, 113-103. LeBron James surpassed 34,000 career points on the night as he turned in an MVP-caliber performance. Down by as many as nine points early, the Lakers found their groove in the second and third quarters, turning the deficit into a double-digit lead. The Bucks made a late run to make it a close game down the stretch, but L.A. made one too many plays. James led all scorers with 37 points, eight rebounds, seven assists and two steals. Anthony Davis added 30 points, with Kyle Kuzma scoring 11 off the bench.

July 30, 2020 — LAKERS 103, Clippers 101 (W)

The Lakers found a way to bring home their first win of the NBA Restart, topping the Clippers, 103-101. Anthony Davis proved to be the team's difference-maker, finishing with 34 points (8-19 FG, 16-17 FT) and eight rebounds for his 20th 30-point game of the season. With James having already matched that total, the teammates became the first Lakers duo with at least 20 30-point games in a season since Kobe and Shaq in 2002-03.

Aug. 3, 2020 — Lakers 116, JAZZ 108 (W)

The Lakers got back on track with a 116-108 victory over Utah. Anthony Davis did the damage for L.A. with 42 points (13-28 FG, 4-8 3FG) and 12 rebounds. With the victory, Los Angeles clinched the top overall seed in the Western Conference for the first time since the 2009-10 season. In doing so, the Lakers also clinched their 24th Pacific Division title, the team's first since the 2011-12 season.

RECORDS

	RECORD	HOME	ROAD	OT
OVERALL	52-19	25-10	27-9	2-0
Atlantic	5-5	3-2	2-3	
Central	4-3	3-0	1-3	
Southeast	7-1	4-1	3-0	
EASTERN	16-9	10-3	6-6	
Southwest	14-4	6-2	8-2	1-0
Northwest	12-3	4-3	8-0	1-0
Pacific	10-3	5-2	5-1	
WESTERN	36-10	15-7	21-3	2-0

AT START OF:

	OVERALL	HOME	ROAD
2nd Quarter			
Ahead:	36-9	20-7	16-2
Behind:	14-10	5-3	9-7
Tied:	2-0	0-0	2-0
3rd Quarter			
Ahead:	39-8	22-5	17-3
Behind:	11-10	2-4	9-6
Tied:	2-1	1-1	1-0
4th Quarter			
Ahead:	43-0	21-0	22-0
Behind:	7-16	2-8	5-8
Tied:	2-3	2-2	0-1

BY FIELD GOAL PERCENTAGE

	OVERALL	HOME	ROAD
-44%	10-8	6-3	4-5
45-49%	15-11	7-7	8-4
50-54%	25-0	10-0	15-0
55-59%	2-0	2-0	0-0
+60%	0-0	0-0	0-0

STREAKS

	OVERALL	HOME	ROAD
Long Win	10	6	14
Long Loss	4	2	2

RECORDS BY MONTH

	W/L	PCT
October	3-1	.750
November	14-1	.933
December	9-5	.643
January	10-4	.714
February	9-2	.818
March	4-1	.800
July	1-0	1.000
August	2-5	.286
TOTALS	52-19	.732

HOME ATTENDANCE (AT STAPLES CENTER)

	TOTAL	AVERAGE	HIGH
Overall	588,907	18,997	18,997
Games	31*		
Sellouts	31*		

RECORD VS. .500 TEAMS

	+ .500 TEAMS	-.500 TEAMS
	22-13	30-5

RECORD WHEN SCORING +/- 100

	+ 100	- 100
Offense	48-14	4-5
Defense	36-19	16-0

POINT DIFFERENTIALS

	1	2	3	4	5	6	7	8	9	10	11
Won by	1	3	3	2	3	1	2	5	7	4	-
Lost by	1	1	1	-	2	-	1	1	1	2	-
Won by	12	13	14	15	16	17	18	19	20	21	22
Lost by	-	-	2	1	1	2	-	1	-	-	-
Won by	23	24	25	26	27	28	29	30	31	32	33
Lost by	1	-	2	1	1	-	2	2	-	-	-
Lost by	-	1	-	-	-	-	-	-	-	1	-
Won by	34	35	36	37	38	39	40	41	42	43	44+
Lost by	-	-	-	-	-	-	-	-	-	-	-

GAME-BY-GAME

DATE	OPPONENT	W-L	SCORE	HOME	ROAD	RECORD	HIGH SCORING	HIGH REBOUNDS	HIGH ASSISTS	OPPONENT SCORING	ATTEN.
Oct 22	@ L.A. Clippers	L	102-112	0-0	0-1	0-1	Green-28	James-10	James-8	Leonard-30	19,068
Oct 25	UTAH	W	95-86	1-0	0-1	1-1	James-32	James-7 Howard-7 Davis-7	James-10	Mitchell-24	18,997
Oct 27	CHARLOTTE	W	120-101	2-0	0-1	2-1	Davis-29	Davis-14	James-12	Bridges-23	18,997
Oct 29	MEMPHIS	W	120-91	3-0	0-1	3-1	Davis-40	Davis-20	James-8	Morant-16	18,997
Nov 1	@ Dallas	W	119-110*	3-0	1-1	4-1	James-39	James-12	James-16	Donic-31	20,358
Nov 3	@ San Antonio	W	103-96	3-0	1-1	5-1	Davis-25	Howard-13	James-13	Murray-18	18,610
Nov 5	@ Chicago	W	118-112	3-0	3-1	6-1	James-30	James-10	James-11	LaVine-26	21,193
Nov 8	MIAMI	W	95-80	4-0	4-0	3-1	Davis-26	McGee-10	Davis-7	Butler-22	18,997
Nov 10	TORONTO	L	104-113	4-1	4-1	7-2	Davis-27	James-13	James-15	Siakam-24	18,997
Nov 12	@ Phoenix	W	123-115	4-1	4-1	8-2	Davis-24	Davis-12	James-11	Rubio-21	18,055
Nov 13	GOLDEN STATE	W	120-94	5-1	4-1	9-2	James-23	McGee-17	James-12	Russell-21	18,997
Nov 15	SACRAMENTO	W	99-97	6-1	4-1	10-2	James-29	Howard-7 McGee-7 Howard-9	James-11	Hield-21	18,997
Nov 17	ATLANTA	W	122-101	7-1	4-1	11-2	James-33	Howard-9	James-12	Young-31	18,997
Nov 19	OKLAHOMA CITY	W	112-107	8-1	4-1	12-2	Davis-34	James-11	James-10	Schroder-31	18,997
Nov 22	@Oklahoma City	W	130-127	8-1	5-1	13-2	Davis-33	Davis-11	James-14	Gilgeous-Alexander-24	18,203
Nov 23	@ Memphis	W	109-108	8-1	6-1	14-2	James-30	Howard-9	Rondo-6	Morant-26	17,794
Nov 25	@ San Antonio	W	114-104	8-1	7-1	15-2	James-33	Davis-12	James-14	Aldridge-30	18,498
Nov 27	@ New Orleans	W	114-110	8-1	8-1	16-2	Davis-41	Davis-9	James-11	Holiday-29	18,626
Nov 29	WASHINGTON	W	125-103	9-1	8-1	17-2	Davis-26	Davis-13	James-11	Beal-18	18,997
Dec 1	DALLAS	L	100-114	9-2	8-1	17-3	Davis-27	Davis-10 McGee-10 Davis-10	James-8	Donic-27	18,997
Dec 3	@ Denver	W	105-96	9-2	9-1	18-3	James-25 Davis-25	Davis-10	James-9	Murray-22	19,658
Dec 4	@ Utah	W	121-96	9-2	10-1	19-3	Davis-26	Howard-9 Rondo-9	James-12 James-8	Mitchell-29	18,306
Dec 6	@ Portland	W	136-113	9-2	11-1	20-3	Davis-39	Howard-10	Rondo-8	Lillard-29	19,912
Dec 8	MINNESOTA	W	142-125	10-2	11-1	21-3	Davis-50	Green-8	James-13	Towns-19	18,997
Dec 11	@ Orlando	W	96-87	10-2	12-1	22-3	James-25	Davis-12	James-10	Isaac-19	18,846
Dec 13	@ Miami	W	113-110	10-2	13-1	23-3	Davis-33	Davis-10 McGee-10 Davis-13	James-12	Butler-23	20,013
Dec 15	@ Atlanta	W	101-96	10-2	14-1	24-3	James-32	James-13 James-9	James-7	Young-30	16,962
Dec 17	@ Indiana	L	102-105	10-2	14-2	24-4	Howard-20 James-20	James-9	James-9	Sabonis-26	17,923
Dec 19	@ Milwaukee	L	104-111	10-2	14-3	24-5	Davis-36	James-12	James-11	G. Antetokounmpo-34	18,051
Dec 22	DENVER	L	104-128	10-3	14-3	24-6	Davis-32	Davis-11	Rondo-8	Millsap-21	18,997
Dec 25	LA. CLIPPERS	L	106-111	10-4	14-3	24-7	Kuzma-25	Howard-9 James-9	James-10	Leonard-35	18,997
Dec 28	@ Portland	W	128-120	10-4	15-3	25-7	Kuzma-24	Davis-9	James-16	Lillard-31	19,960
Dec 29	DALLAS	W	108-95	11-4	15-3	26-7	Davis-23	Davis-9	James-13	Donic-19	18,997
Jan 1	PHOENIX	W	117-107	12-4	15-3	27-7	James-31	James-13	James-12	Booker-32	18,997
Jan 3	NEW ORLEANS	W	123-113	13-4	15-3	28-7	Davis-46	Davis-13	James-15	Ball-23	18,997
Jan 5	DETROIT	W	106-99	14-4	15-3	29-7	Davis-24	James-14	James-11	Rose-28	18,997
Jan 7	NEW YORK	W	117-87	15-4	15-3	30-7	James-31	Howard-13	Rondo-10	Barrett-19	18,997
Jan 10	@ Dallas	W	129-114	15-4	16-3	31-7	James-35	James-16	James-7	Donic-25	20,542
Jan 11	@ Oklahoma City	W	125-110	15-4	17-3	32-7	Kuzma-36	Howard-14	Rondo-8	Gallinari-24	18,203
Jan 13	CLEVELAND	W	128-99	16-4	17-3	33-7	James-31	Howard-15	James-8	Love-21	18,997
Jan 15	ORLANDO	L	118-119	16-5	17-3	33-8	Cook-22	Howard-16	James-19	Gordon-21	18,997
Jan 18	@ Houston	W	124-115	16-5	18-3	34-8	James-31	Howard-10	James-12	Westbrook-35	18,502
Jan 20	@ Boston	L	107-139	16-5	18-4	34-9	McGee-18	Howard-10	James-13	Tatum-27	19,156
Jan 22	@ New York	W	100-92	16-5	19-4	35-9	Davis-28	Howard-12	Davis-5 James-5	Morris-20	19,812
Jan 23	@ Brooklyn	W	128-113	16-5	20-4	36-9	James-27	Howard-12	Rondo-10 James-10	Irving-20	17,732
Jan 25	@ Philadelphia	L	91-108	16-5	20-5	36-10	Davis-31	Davis-7 James-7	James-8	Harris-29	21,109
Jan 31	PORTLAND	L	119-127	16-6	20-5	36-11	Davis-37	Davis-16	James-10	Lillard-48	18,997
Feb 1	@ Sacramento	W	129-113	16-6	21-5	37-11	Davis-21	James-10	James-11	Fox-24	17,583
Feb 4	SAN ANTONIO	W	129-102	17-6	21-5	38-11	James-36	Kuzma-12	James-9	DeRozan-28	18,997
Feb 6	HOUSTON	L	111-121	17-7	21-5	38-12	Davis-32	Davis-13	James-15	Westbrook-41	18,997
Feb 8	@ Golden State	W	125-120	17-7	22-5	39-12	Davis-27	Davis-10	James-11	Chris-26	18,064
Feb 10	PHOENIX	W	125-100	18-7	22-5	40-12	Davis-25	Howard-15	James-9	Bridges-18	18,997
Feb 12	@ Denver	W	120-116*	18-7	23-5	41-12	Davis-33	James-12	James-14	Murray-32	19,860
Feb 21	MEMPHIS	W	117-105	19-7	23-5	42-12	James-32	Davis-13	James-7	Jo. Jackson-20	18,997
Feb 23	BOSTON	W	114-112	20-7	23-5	43-12	Davis-32	Davis-13	James-9	Tatum-41	18,997
Feb 25	NEW ORLEANS	W	118-109	21-7	23-5	44-12	James-40	Davis-14	Cook-8	Ingram-34	18,997
Feb 27	@ Golden State	W	116-86	21-7	24-5	45-12	Davis-23	Howard-9	Rondo-6	Paschall-23	18,064
Feb 29	@ Memphis	L	88-105	21-7	24-6	45-13	James-19	Davis-9	James-10	Morant-27	17,794
Mar 1	@ New Orleans	W	122-114	21-7	25-6	46-13	James-34	James-12	James-13	Williamson-35	18,547
Mar 3	PHILADELPHIA	W	120-107	22-7	25-6	47-13	Davis-37	Davis-13	James-14	Robinson-25	18,997
Mar 6	MILWAUKEE	W	113-103	23-7	25-6	48-13	James-37	McGee-11	James-8	G. Antetokounmpo-32	18,997
Mar 8	@ L.A. Clippers	W	112-103	23-7	26-6	49-13	Davis-30	Kuzma-10	James-9	George-31	19,068
Mar 10	BROOKLYN	L	102-104	23-8	26-6	49-14	James-29	James-12	James-9	Dinwiddie-23	18,997
Aug 1	@ Toronto	L	92-107	24-8	26-7	50-15	James-20	James-10	James-5	Lowry-33	
Aug 3	@ Utah	W	116-108	24-8	27-7	51-15	Davis-42	Davis-12	James-9	Mitchell-33	
Aug 5	OKLAHOMA CITY	L	86-105	24-9	27-7	51-16	James-19	James-11	Davis-5	Paul-21	
Aug 6	@ Houston	L	97-113	24-9	27-8	51-17	Kuzma-29	Howard-15	Cook-4	Harden-39	
Aug 8	@ Indiana	L	111-116	24-9	27-9	51-18	James-31	Howard-12	James-7	Warren-39	
Aug 10	DENVER	W	124-121	25-9	27-9	52-18	James-29	Morris-7	James-12	Dozier-18	
Aug 13	SACRAMENTO	L	122-136	25-10	27-9	52-19	Walters-19	McGee-9	Dudley-5 Walters-5	Hield-28	

* indicates number of overtime periods

2019-20 MISCELLANEOUS STATISTICS

STARTING LINEUPS

LINEUP #	GAME #	FORWARD	FORWARD	CENTER	GUARD	GUARD	RECORD	WINNING %
1	1-6, 8-10, 31-37, 43-44, 47-56, 60-63	James	Davis	McGee	Green	Bradley	25-7	.781
2	7, 12-27, 29, 64-67	James	Davis	McGee	Green	Caldwell-Pope	18-4	.818
3	11, 38, 40-42, 59	James	Kuzma	McGee	Green	Bradley	5-1	.833
4	28	James	Dudley	McGee	Green	Caldwell-Pope	0-1	.000
5	30, 57	Green	Davis	McGee	Bradley	Rondo	1-1	.500
6	39	Caldwell-Pope	Kuzma	McGee	Bradley	Rondo	1-0	1.000
7	45-46	James	Davis	Howard	Green	Bradley	1-1	.500
8	58	James	Davis	McGee	Bradley	Caruso	0-1	.000
9	68	Caldwell-Pope	Kuzma	Davis	Green	Cook	0-1	.000
10	69	James	Davis	McGee	Caruso	Caldwell-Pope	0-1	.000
11	70	James	Davis	McGee	Kuzma	Green	1-0	1.000
12	71	James	Morris	McGee	Green	Horton-Tucker	0-1	.000

INDIVIDUAL GAME LEADERS / DOUBLE-FIGURE GAMES (TIED FOR TEAM LEAD)

	-- POINTS --					-- TEAM LEADER --								
	10-19	20-29	30-39	40+	10+ REB	10+ AST	DBL/DBL	TRIP/DLB	PTS	REB	AST	STL	BLK	MIN
Kostas Antetokounmpo												9 (7)	1 (1)	
Avery Bradley	18	2										12 (8)	4 (4)	1
Devontae Cacok											1	16 (12)	2 (2)	
Kentavious Caldwell-Pope	33	1										2 (2)		
Alex Caruso	12											2 (2)		
Quinn Cook	7	1							1		1	2 (2)	1	
Troy Daniels (LAL)	5											2 (2)	1 (1)	
Anthony Davis	10	27	16	5	29		29		34 (1)	28 (5)	4 (1)	29 (18)	41 (12)	34 (10)
Jared Dudley												4 (3)	2 (2)	
Danny Green	18	4							1	1		21 (14)	4 (4)	
Talen Horton-Tucker	3											2		1
Dwight Howard	22	2			16		9		1 (1)	20 (5)		4 (3)	19 (11)	
LeBron James	14	32	20	1	20	39	46	13	30 (2)	21 (5)	60 (4)	16 (13)	8 (8)	40 (9)
Kyle Kuzma	30	9	1		3		2		4	3 (1)		4 (3)	7 (4)	6 (1)
JaVale McGee	14				6		2		1	6 (2)		6 (3)	20 (8)	
Markieff Morris (LAL)	2										1		2 (2)	
Zach Norvell Jr. (LAL)														
Rajon Rondo	13	2			1	4	2			1 (1)	8 (3)	7 (6)		
JR Smith	1													
Dion Waiters (LAL)	5								1		1 (1)		2 (2)	

GAMES MISSED (INJURY / ILLNESS / SUSPENSION / INACTIVE)

PLAYER	REASON	DATES OUT	#	W/L	PLAYER	REASON	DATES OUT	#	W/L
Antetokounmpo	*G League two-way	10/29-11/8, 11/12-12/6, 12/11-12/13, 12/22-1/7, 1/13-3/3, 3/10	51	41-10	Horton-Tucker	*Stress reaction, right foot	10/22-10/27	3	2-1
	*Inactive	11/10, 12/8, 3/6-3/8, 7/30-8/3, 8/8-8/10	9	6-3		*G League assignment	11/1-11/5, 11/12-12/6, 12/17-12/19, 12/28-1/5, 1/10-3/10	50	40-10
			60	47-13		*Inactive	12/15, 12/25, 1/7, 7/30-8/5	7	4-3
								60	46-14
Bradley	*Lower right leg contusion	11/5	1	1-0	Howard	*Upset stomach	3/10	1	0-1
	*Hairline fracture, right leg	11/15-12/8	13	12-1		*Sore right knee	8/5	1	0-1
			14	13-1				2	0-2
Cacok	*G League two-way	12/13-12/15, 12/22-3/10	36	27-9	James	*Thoracic muscle strain	12/22	1	0-1
	*Inactive	12/19, 7/30-8/5, 8/8-8/10	7	3-4		*Flu-like symptoms	1/11	1	1-0
			43	30-13		*Sore groin	2/27, 8/6	2	1-1
								4	2-2
Caldwell-Pope	*Right foot contusion	8/10-8/13	2	1-1	Kuzma	*Stress reaction, left ankle	10/22-10/29	4	3-1
Caruso	Right calf strain	11/23	1	1-0		*Left ankle sprain	12/11-12/19	5	3-2
	*Right calf tightness	1/3	1	1-0		*Inactive	8/13	1	0-1
	*Right hamstring soreness	3/1-3/3	2	2-0				10	6-4
	*Left neck muscle spasms	8/6	1	0-1	McGee	*Flu-like symptoms	1/23-1/25	2	1-1
	*Right neck muscle spasms	8/13	1	0-1					
			6	4-2	Norvell Jr.	*G League two-way	10/29-11/8, 11/13, 11/17-12/6	18	17-1
Cook	*Inactive	2/25	1	1-0		*Inactive	11/10, 12/8	2	1-1
								20	18-2
Cousins	*Rehabilitation, right knee	10/22-2/23	55	43-12	Rondo	*Sore right calf	10/22-10/25	2	1-1
Davis	*Sore right shoulder	11/13	1	1-0		*Mild right calf strain	10/27-11/10, 11/13	8	7-1
	*Right ankle sprain	12/17	1	0-1		*Left hamstring strain	12/8-12/11	2	2-0
	*Gluteus maximus contusion	1/10-1/18	5	4-1		*Right ring finger, fracture	1/13-1/18	3	2-1
	Right knee soreness	3/1	1	1-0		*Right thumb surgery	7/30-8/13	8	3-5
	*Sore right knee	8/13	1	0-1				23	15-8
			9	6-3	Waiters	*Inactive	3/6-3/8	2	2-0
Green	*Sore right hip	1/11, 2/29, 8/8	3	1-2					

TOTAL GAMES MISSED DUE TO INJURY: 132

** indicates placement on inactive list*

2019-20 MISCELLANEOUS STATISTICS / HIGH-LOW

LAKERS SITUATIONAL RECORDS

Decided by three points or less	7-3	More turnovers than opponent (or tied)	20-14
Decided by 10 points or more	25-10	Fewer turnovers than opponent	32-5
Leading (or tied) after first quarter	38-9	Outshooting opponent (or tied)	42-4
Behind after first quarter	14-10	More bench points than opponent (or tied)	32-11
Leading (or tied) at halftime	40-9	More points in the paint than opponent (or tied)	43-7
Behind at halftime	11-10	More 2nd-chance points than opponent (or tied)	33-10
Leading (or tied) after third quarter	45-3	More fastbreak points than opponent (or tied)	31-8
Behind after third quarter	7-16	Shooting .500 or better from the floor	27-0
More rebounds than opponent (or tied)	38-8	Holding opponent under .400 from the floor	11-0
Fewer rebounds than opponent	14-11	All five Lakers starters score in double figures	0-0
Grab 50 or more rebounds	12-2	Scoring 100+ points	47-14
More assists than opponent (or tied)	36-11	Scoring 99 points or less	4-5
Fewer assists than opponent	16-8	Opponents score 100+ points	36-19
Dish 30 or more assists	9-3	Opponents score 99 points or less	16-0
More FTA than opponent (or tied)	35-8	In Icon (gold) jersey	21-31
Fewer FTA than opponent	17-11	In Statement (purple) jersey	13-2
More 3FG than opponent (or tied)	30-5	In Association (white) jersey	12-3
Fewer 3FG than opponent	22-14	In City (Lore Series) jersey	6-1
More blocks than opponent (or tied)	44-13		
Fewer blocks than opponent	8-6		

LAKERS SINGLE-GAME HIGHS / LOWS

	HIGH		LOW	
Points	142 vs. MIN 12/8		86 vs. OKC 8/5	
Win Margin	30* at GSW 2/27		1 at MEM 11/23	
FG Made	55 vs. MIN 12/8		29 at TOR 8/1	
FG Attempted	102 vs. NOP 2/25		76 at PHI 1/25	
FG%	.588 vs. SAS 2/4		.352 vs. OKC 8/5	
FG% (Qtr.)*	.704 vs. PHX 1/1		.143 vs. PHX 1/1	
FG% (Half)	.644 vs. CLE 1/13		.308 vs. PHX 1/1	
3-Pt. FG	19* at SAC 2/4		2 at HOU 8/6	
3-Pt. FGA	45 vs. LAC 12/25		19 at HOU 8/6	
3-Pt. FG%	.548 at OKC 11/22		.135 vs. OKC 8/5	
FT	33 vs. MEM 10/29		7* vs. BKN 3/10	
FTA	40 vs. MEM 2/21		8 vs. MIA 11/8	
FT%	.909 vs. SAC 11/15		.471 at IND 12/17	
Offensive Reb.	19 vs. POR 1/31		3 at POR 12/6	
Defensive Reb.	46 vs. SAS 2/4		18 vs. DEN 8/10	
Rebounds	62 vs. POR 1/31		32 vs. DEN 8/10	
Rebounds (Qtr.)	22 at ORL 12/11		4 at DAL 11/1	
Rebounds (Half)	34 vs. PHX 2/10		10 vs. DEN 8/10	
Assists	39 at PHX 11/12		17* vs. OKC 8/5	
Assists (Qtr.)	13* at SAC 2/1		1 vs. PHX 1/1	
Assists (Half)	26 at SAC 2/1		4 vs. PHX 1/1	
Steals	14* at ATL 12/15		2 vs. POR 1/31	
Steals (Qtr.)	6* at UTA 8/3		0* vs. SAC 8/13	
Steals (Half)	11 at UTA 12/4		0* vs. POR 1/31	
Blocks	20 vs. DET 1/5		1* vs. SAC 8/13	
Blocks (Qtr.)	8 vs. DET 1/5		0* vs. SAC 8/13	
Blocks (Half)	12 vs. DET 1/5		0* vs. SAC 8/13	
Turnovers	25 at HOU 8/6		7 at DAL 1/10	

LAKERS HIGH/LOW QUARTER/HALF

	HIGH		LOW	
1st Quarter	45 at DAL 1/10		17 at MIL 12/19	
2nd Quarter	38* at DEN 2/12		16 vs. SAC 8/13	
1st Half	81 at SAC 2/1		43 vs. UTA 10/25	
3rd Quarter	40* at GSW 2/27		17 vs. DAL 12/1	
Thru 3 Qts.	110* vs. MIN 12/8		66* vs. OKC 8/5	
4th Quarter	44 vs. CLE 1/13		16 vs. PHX 1/1	
2nd Half	81 vs. CLE 1/13		38 vs. DAL 12/1	
Overtime	16 at DAL 11/1		9 at DEN 2/12	
2nd Overtime	-		-	

OPPONENT SINGLE-GAME HIGHS / LOWS

	HIGH		LOW	
Points	139 at BOS 1/20		80 vs. MIA 11/8	
Win Margin	32 at BOS 1/20		1 vs. ORL 1/15	
FG Made	54 vs. SAC 8/13		28 vs. MIA 11/8	
FG Attempted	102* vs. NOP 1/3		70 vs. UTA 10/25	
FG%	.584 vs. DEN 8/10		.326 vs. MEM 10/29	
FG% (Qtr.)	.773 at LAC 10/22		.190 at ORL 12/11	
FG% (Half)	.659 at BOS 1/20		.255 vs. MEM 10/29	
3-Pt. FG	21* vs. SAC 8/13		4 vs. NYK 1/7	
3-Pt. FGA	57 at HOU 8/6		16 vs. MEM 2/21	
3-Pt. FG%	.565 vs. DEN 8/10		.171 vs. MIA 11/8	
FT	32 vs. OKC 8/5		6 vs. NOP 1/3	
FTA	37* at LAC 3/8		7 vs. NOP 1/3	
FT%	1.00 vs. SAC 11/15		.516 vs. MEM 2/21	
Offensive Reb.	18 at DAL 11/1		3* at UTA 12/4	
Defensive Reb.	48 vs. OKC 8/5		21 vs. SAS 2/4	
Rebounds	61 at DAL 11/1		28 vs. SAS 2/4	
Rebounds (Qtr.)	18* vs. PHX 1/1		3 vs. SAS 2/4	
Rebounds (Half)	35 at DAL 11/1		11 vs. GSW 11/13	
Assists	37 vs. SAC 8/13		12 at LAC 3/8	
Assists (Qtr.)	13 vs. SAC 8/13		1* at HOU 1/18	
Assists (Half)	21 vs. SAC 8/13		6* at LAC 3/8	
Steals	15 at GSW 2/7		3* at UTA 12/4	
Steals (Qtr.)	7* at IND 8/8		0* at TOR 8/1	
Steals (Half)	8* at IND 8/8		0* at LAC 3/8	
Blocks	10 vs. NOP 1/3		0 vs. SAC 11/15	
Blocks (Qtr.)	4* vs. POR 1/31		0* vs. SAC 8/13	
Blocks (Half)	6* at IND 8/8		0* at LAC 3/8	
Turnovers	23* at PHI 1/25		6 vs. SAS 2/4	

OPPONENT HIGH/LOW QUARTER/HALF

	HIGH		LOW	
1st Quarter	38* vs. POR 1/31		9 at ORL 12/11	
2nd Quarter	42* at SAC 2/1		15 vs. MEM 10/29	
1st Half	70 at BKN 1/23		37 vs. UTA 10/25	
3rd Quarter	43 vs. POR 1/31		17 at GSW 2/27	
Thru 3 Qts.	107 vs. SAC 8/13		55 vs. UTA 10/25	
4th Quarter	37 vs. DEN 12/22		12 vs. GSW 11/13	
2nd Half	73 vs. DEN 12/22		34 at GSW 2/27	
Overtime	7 at DAL 11/1		5 at DEN 2/12	
2nd Overtime	-		-	

* multiple times (most recent listed)



RECORDS & HISTORY

- | | |
|--|--|
| 104 Season-by-Season Records | 127 All-Time Overtime Records |
| 105 Championship / Coaching Summary | 130 Offensive Stats by Season |
| 106 Lakers Honor Roll | 131 Defensive Stats by Season |
| 109 Regular Season Records (Individual) | 132 All-Time Numerical Roster |
| 111 Regular Season Records (Team) | 134 All-Time Collegiate Roster |
| 115 All-Time Single-Game Highs | 136 Lakers with G League Experience |
| 118 All-Time Triple-Doubles | 137 All-Time Career Leaders |
| 119 Four-Point Plays | 138 Lakers Retired Numbers |
| 119 Margin of Victory / Defeat | 140 Honored Minneapolis Lakers |
| 120 Winning / Losing Streaks | 142 Yearly Results, Stats & Roster |
| 121 Season-by-Season Leaders | 214 All-Time Draft Choices |
| 123 Lakers NBA Team Leaders | 217 All-Time Transactions |
| 124 Records by Month / Rank | 226 Management History |
| 125 Lakers in NBA Top 10 | 229 All-Time Roster with Stats |
| 126 Home Attendance Records | |

SEASON-BY-SEASON RECORD

MINNEAPOLIS

		REGULAR SEASON					PLAYOFFS		
YEAR	COACH	W-L	PCT	HOME	AWAY	NEUTRAL	W-L	ACHIEVEMENT	
1948-49	John Kundla	44-16	.733	26-3	16-13	2-0	8-2	NBA Champions	
1949-50	John Kundla	51-17	.750	30-1	18-16	3-0	10-2	NBA Champions	
1950-51	John Kundla	44-24	.647	29-3	12-21	3-0	3-4		
1951-52	John Kundla	40-26	.606	21-5	13-19	6-2	9-4	NBA Champions	
1952-53	John Kundla	48-22	.686	24-2	16-15	8-5	9-3	NBA Champions	
1953-54	John Kundla	46-26	.639	21-4	13-15	12-7	9-4	NBA Champions	
1954-55	John Kundla	40-32	.556	18-6	10-14	12-12	3-4		
1955-56	John Kundla	33-39	.458	13-12	6-21	14-6	1-2		
1956-57	John Kundla	34-38	.472	18-13	9-22	7-3	2-3		
1957-58	George Mikan (9-30) John Kundla (10-23)	19-53	.264	13-17	4-22	2-14	--		
1958-59	John Kundla	33-39	.458	15-7	9-17	9-15	6-7	West Champions	
1959-60	John Castellani (11-25) Pollard (14-25)	25-50	.333	9-13	9-22	7-15	5-4		

LOS ANGELES

		REGULAR SEASON					PLAYOFFS		
YEAR	COACH	W-L	PCT	HOME	AWAY	NEUTRAL	W-L	ACHIEVEMENT	
1960-61	Fred Schaus	36-43	.456	16-12	8-20	12-11	6-6		
1961-62	Fred Schaus	54-26	.675	26-5	18-13	10-8	7-6	West Champions	
1962-63	Fred Schaus	53-27	.663	27-7	20-17	6-3	6-7	West Champions	
1963-64	Fred Schaus	42-38	.525	24-12	15-21	3-5	2-3		
1964-65	Fred Schaus	49-31	.613	25-13	21-16	3-2	5-6	West Champions	
1965-66	Fred Schaus	45-35	.563	27-11	13-21	4-3	7-7	West Champions	
1966-67	Fred Schaus	36-45	.450	21-18	12-20	3-7	0-3		
1967-68	Bill van Breda Kolff	52-30	.634	30-11	18-19	4-0	10-5	West Champions	
1968-69	Bill van Breda Kolff	55-27	.670	32-9	21-18	2-0	11-7	West Champions	
1969-70	Joe Mullaney	46-36	.561	27-14	17-21	2-1	11-7	West Champions	
1970-71	Joe Mullaney	48-34	.585	30-11	17-22	1-1	5-7		
1971-72	Bill Sharman	69-13	.841	36-5	31-7	2-1	12-3	NBA Champions	
1972-73	Bill Sharman	60-22	.732	30-11	28-11	2-0	9-8	West Champions	
1973-74	Bill Sharman	47-35	.573	30-11	17-24	--	1-4		
1974-75	Bill Sharman	30-52	.366	21-20	9-32	--	--		
1975-76	Bill Sharman	40-42	.488	31-10	9-32	--	--		
1976-77	Jerry West	53-29	.646	37-4	16-25	--	4-7		
1977-78	Jerry West	45-37	.549	29-12	16-25	--	1-2		
1978-79	Jerry West	47-35	.573	31-10	16-25	--	3-5		
1979-80	Jack McKinney (10-4)	60-22	.732	37-4	23-18	--	12-4	NBA Champions	
1980-81	Paul Westhead (50-18)	54-28	.659	30-11	24-17	--	1-2		
1981-82	Paul Westhead (7-4) Pat Riley (50-21)	57-25	.695	30-11	27-14	--	12-2	NBA Champions	
1982-83	Pat Riley	58-24	.707	33-8	25-16	--	8-7	West Champions	
1983-84	Pat Riley	54-28	.659	28-13	26-15	--	14-7	West Champions	
1984-85	Pat Riley	62-20	.756	36-5	26-15	--	15-4	NBA Champions	
1985-86	Pat Riley	62-20	.756	35-6	27-14	--	8-6		
1986-87	Pat Riley	65-17	.793	37-4	28-13	--	15-3	NBA Champions	
1987-88	Pat Riley	62-20	.756	36-5	26-15	--	15-9	NBA Champions	
1988-89	Pat Riley	57-25	.695	35-6	22-19	--	11-4	West Champions	
1989-90	Pat Riley	63-19	.768	37-4	26-15	--	4-5		
1990-91	Mike Dunleavy	58-24	.707	33-8	25-16	--	12-7	West Champions	
1991-92	Mike Dunleavy	43-39	.524	24-17	19-22	--	1-3		
1992-93	Randy Pfund	39-43	.476	20-21	19-22	--	2-3		
1993-94	Randy Pfund (27-37) Bill Bertka (1-1) Earvin Johnson (5-11)	33-49	.402	21-20	12-29	--	--		
1994-95	Del Harris	48-34	.585	29-12	19-22	--	5-5		
1995-96	Del Harris	53-29	.646	30-11	23-18	--	1-3		
1996-97	Del Harris	56-26	.683	31-10	25-16	--	4-5		
1997-98	Del Harris	61-21	.744	33-8	28-13	--	7-6		
1998-99	Del Harris (6-6) Bill Bertka (1-0) Kurt Rambis (24-13)	31-19	.620	18-7	13-12	--	3-5		
1999-00	Phil Jackson	67-15	.817	36-5	31-10	--	15-8	NBA Champions	
2000-01	Phil Jackson	56-26	.683	31-10	25-16	--	15-1	NBA Champions	
2001-02	Phil Jackson	58-24	.707	34-7	24-17	--	15-4	NBA Champions	
2002-03	Phil Jackson	50-32	.610	31-10	19-22	--	6-6		
2003-04	Phil Jackson	56-26	.683	34-7	22-19	--	13-9	West Champions	
2004-05	Rudy Tomjanovich (24-19) Frank Hamblen (10-29)	34-48	.415	22-19	12-29	--	--		
2005-06	Phil Jackson	45-37	.549	27-14	18-23	--	3-4		
2006-07	Phil Jackson	42-40	.512	25-16	17-24	--	1-4		
2007-08	Phil Jackson	57-25	.695	30-11	27-14	--	14-7	West Champions	
2008-09	Phil Jackson	65-17	.793	36-5	29-12	--	16-7	NBA Champions	
2009-10	Phil Jackson	57-25	.695	34-7	23-18	--	16-7	NBA Champions	
2010-11	Phil Jackson	57-25	.695	30-11	27-14	--	4-6		
2011-12	Mike Brown	41-25	.621	26-7	15-18	--	5-7		
2012-13	Mike Brown (1-4) Bernie Bickerstaff (4-1) Mike D'Antoni (40-32)	45-37	.549	29-12	16-25	--	0-4		
2013-14	Mike D'Antoni	27-55	.329	14-27	13-28	--	--		
2014-15	Byron Scott	21-61	.256	12-29	9-32	--	--		
2015-16	Byron Scott	17-65	.207	12-29	5-36	--	--		
2016-17	Luke Walton	26-56	.317	17-24	9-32	--	--		
2017-18	Luke Walton	35-47	.427	20-21	15-26	--	--		
2018-19	Luke Walton	37-45	.451	22-19	15-26	--	--		
2019-20	Frank Vogel	52-19	.732	25-10*	27-9*	--	16-5*	NBA Champions	

* includes games played in Orlando, FL bubble

24

Pacific Division
Championships

1970-71	1987-88
1971-72	1988-89
1972-73	1989-90
1973-74	1999-00
1976-77	2000-01
1979-80	2003-04
1981-82	2007-08
1982-83	2008-09
1983-84	2009-10
1984-85	2010-11
1985-86	2011-12
1986-87	2019-20

32

Western Conference
Championships

1948-49 [^]	1968-69 [^]	1988-89
1949-50 [^]	1969-70 [^]	1990-91
1951-52 [^]	1971-72	1999-00
1952-53 [^]	1972-73	2000-01
1953-54 [^]	1979-80	2001-02
1958-59 [^]	1981-82	2003-04
1961-62 [^]	1982-83	2007-08
1962-63 [^]	1983-84	2008-09
1964-65 [^]	1984-85	2009-10
1965-66 [^]	1986-87	2019-20
1967-68 [^]	1987-88	

17

NBA
Championships

1949*	1987
1950*	1988
1952*	2000
1953*	2001
1954*	2002
1972	2009
1980	2010
1982	2020
1985	

NBA CHAMPIONSHIPS WON BY FRANCHISE

LAKERS	17	Miami	3	Portland	1
Boston	17	Houston	2	Sacramento	1
Chicago	6	New York	2	Seattle	1
Golden State	6	Atlanta	1	Toronto	1
San Antonio	5	Cleveland	1	Washington	1
Philadelphia	3	Dallas	1		
Detroit	3	Milwaukee	1		

LAKERS ALL-TIME WIN/LOSS RECORD

	REGULAR SEASON	PLAYOFFS
Minneapolis	457-382 (.514)	65-39 (.625)
Los Angeles	2,928-1,919 (.604)	389-262 (.598)
All-Time	3,385-2,301 (.595)	454-301 (.601)
GW Forum	968-313 (.756)	138-49 (.738)
STAPLES Center	545-298 (.647)	80-21 (.792)

LAKERS ALL-TIME COACHING SUMMARY

	Titles	REGULAR SEASON		PLAYOFFS		TOTAL	
		W-L	PCT	W-L	PCT	W-L	PCT
John Kundla*	5	423-302	.583	60-35	.632	483-337	.589
George Mikan*	0	9-30	.231	-	-	9-30	.231
John Castellani*	0	11-25	.306	-	-	11-25	.306
Jim Pollard*	0	14-25	.359	5-4	.556	19-29	.396
Fred Schaus	0	315-245	.563	33-38	.465	348-283	.552
Bill van Breda Kolff	0	107-57	.652	21-12	.636	128-69	.650
Joe Mullaney	0	94-70	.573	16-14	.533	110-84	.567
Bill Sharman	1	246-164	.600	22-15	.595	268-179	.600
Jerry West	0	145-101	.589	8-14	.364	153-115	.571
Jack McKinney	0	10-4	.714	-	-	10-4	.714
Paul Westhead	1	111-50	.689	13-6	.684	124-56	.689
Pat Riley	4	533-194	.733	102-47	.685	635-241	.725
Mike Dunleavy	0	101-63	.616	13-10	.565	114-73	.610
Randy Pfund	0	66-80	.452	2-3	.400	68-83	.450
Bill Bertka	0	2-1	.667	-	-	2-1	.667
Earvin Johnson	0	5-11	.313	-	-	5-11	.313
Del Harris	0	224-116	.659	17-19	.472	241-135	.641
Kurt Rambis	0	24-13	.658	3-5	.375	28-18	.609
Phil Jackson	5	610-292	.676	118-63	.652	728-355	.672
Rudy Tomjanovich	0	24-19	.558	-	-	24-19	.558
Frank Hamblen	0	10-29	.256	-	-	10-29	.256
Mike Brown	0	42-29	.592	5-7	.417	47-36	.566
Bernie Bickerstaff	0	4-1	.800	-	-	4-1	.800
Mike D'Antoni	0	67-87	.435	0-4	.000	67-91	.424
Byron Scott	0	38-126	.232	-	-	38-126	.232
Luke Walton	0	98-148	.398	-	-	98-148	.398
Frank Vogel	1	52-19	.732	16-5	.762	68-24	.739

* Franchise located in Minneapolis; ^Western Division

LAKERS HONOR ROLL

LAKERS ALL-STARS / TIMES SELECTED

Kobe Bryant	18	Vern Mikkelsen	6	Pau Gasol	3	Andrew Bynum	1	Clyde Lovellette	1
Jerry West	14	Slater Martin	5	Rudy LaRusso	3	Cedric Ceballos	1	Norm Nixon	1
K. Abdul-Jabbar	13	Witt Chamberlain	4	Larry Foust	2	Archie Clark	1	Frank Selvy	1
Earvin Johnson	12	Gail Goodrich	4	Rod Hundley	2	Anthony Davis	1	Nick Van Exel	1
Elgin Baylor	11	Dick Garmaker	4	Eddie Jones	2	A.C. Green	1		
Shaquille O'Neal	7	George Mikan	4	LeBron James	2	Dwight Howard	1		
James Worthy	7	Jim Pollard	4	Jamaal Wilkes	2	Darall Imhoff	1		

ALL-STAR GAME YEAR-BY-YEAR

1950-51	Boston	Mikan (12 pts, 11 rebs), Mikkelsen (11 pts, 9 rebs), Pollard (4 pts, 5 ast)
1951-52	Boston	Mikan (26 pts, 15 rebs), Mikkelsen (12 pts, 10 rebs), Pollard (4 pts, 11 rebs, 5 ast)
1952-53	Ft. Wayne	Martin (5 pts, 2 rebs), Mikan* (22 pts, 16 rebs), Mikkelsen (6 pts, 6 rebs)
1953-54	New York	Martin (2 pts, 3 ast), Mikan (18 pts, 9 rebs), Pollard (23 pts)
1954-55	New York	Martin (5 pts, 5 ast), Mikkelsen (16 pts, 9 rebs), Pollard (17 pts, 4 rebs)
1955-56	Rochester	Lovellette (7 pts, 10 rebs), Martin (9 pts, 7 ast), Mikkelsen (16 pts, 9 rebs)
1956-57	Boston	Garmaker (10 pts, 7 rebs), Martin (8 pts, 3 ast), Mikkelsen (6 pts, 9 rebs)
1957-58	St. Louis	Foust (10 pts, 3 rebs), Garmaker (5 pts, 6 rebs)
1958-59	Detroit	Baylor* (24 pts, 11 rebs), Foust (8 pts, 9 rebs), Garmaker (5 pts, 2 rebs)
1959-60	Philadelphia	Baylor (25 pts, 13 rebs), Garmaker (11 pts, 4 rebs), Hundley (10 pts, 3 rebs)
1960-61	Syracuse	Baylor (15 pts, 10 rebs), Hundley (14 pts), West (9 pts)
1961-62	St. Louis	Baylor (32 pts, 9 rebs) LaRusso (DNP), Selvy (4 rebs), West (18 pts)
1962-63	Los Angeles	Baylor (17 pts, 14 rebs, 7 ast), LaRusso (6 pts), West (13 pts, 7 rebs, 5 ast)
1963-64	Boston	Baylor (15 pts, 8 rebs, 5 ast), West (17 pts, 5 ast)
1964-65	St. Louis	Baylor (18 pts, 7 rebs), West (20 pts 5 rebs, 6 ast)
1965-66	Cincinnati	LaRusso (11 pts), West (4 pts)
1966-67	San Francisco	Baylor (20 pts, 5 rebs, 5 ast), Imhoff (7 rebs), West (16 pts, 6 ast)
1967-68	New York	Baylor (22 pts, 6 rebs), Clark (17 pts), West (17 pts, 6 rebs, 6 ast)
1968-69	Baltimore	Baylor (21 pts, 9 rebs, 5 ast), Chamberlain (4 pts, 12 rebs), West (DNP-Injured)
1969-70	Philadelphia	Baylor (9 pts, 7 rebs), West (22 pts, 5 rebs, 5 ast)
1970-71	San Diego	Chamberlain (2 pts, 8 rebs, 5 ast), West (5 pts, 9 ast)
1971-72	Los Angeles	Chamberlain (8 pts, 10 rebs), Goodrich (4 pts), West* (13 pts, 6 rebs, 5 ast)
1972-73	Chicago	Chamberlain (2 pts, 7 rebs), Goodrich (2 pts), West (6 pts)
1973-74	Seattle	Goodrich (18 pts, 6 ast), West (DNP-Injured)
1974-75	Phoenix	Goodrich (4 pts, 4 ast)
1975-76	Philadelphia	Abdul-Jabbar (22 pts, 15 rebs)
1976-77	Milwaukee	Abdul-Jabbar (21 pts)
1977-78	Atlanta	NONE
1978-79	Detroit	Abdul-Jabbar (11 pts, 8 rebs)
1979-80	Landover	Abdul-Jabbar (17 pts, 16 rebs, 9 ast), Johnson (12 pts)
1980-81	Cleveland	Abdul-Jabbar (15 pts, 6 rebs, 4 ast), Wilkes (15 pts, 8 rebs, 3 ast)
1981-82	E. Rutherford	Abdul-Jabbar (2 pts, 3 rebs, 1 ast), Johnson (16 pts, 4 rebs, 7 ast), Nixon (14 pts, 2 ast)
1982-83	Los Angeles	Abdul-Jabbar (20 pts, 6 rebs, 5 ast), Johnson (17 pts, 5 rebs, 16 ast), Wilkes (10 pts, 2 rebs, 2 ast)
1983-84	Denver	Abdul-Jabbar (25 pts, 13 rebs, 2 ast), Johnson (15 pts, 9 rebs, 22 ast)
1984-85	Indianapolis	Abdul-Jabbar (11 pts, 6 rebs), Johnson (21 pts, 15 ast)
1985-86	Dallas	Abdul-Jabbar (21 pts, 7 rebs), Johnson (6 pts, 15 ast), Worthy (20 pts)
1986-87	Seattle	Abdul-Jabbar (10 pts, 8 rebs), Johnson (9 pts, 7 rebs, 13 ast), Worthy (22 pts, 8 rebs)
1987-88	Chicago	Abdul-Jabbar (10 pts, 4 rebs), Johnson (17 pts, 6 rebs, 19 ast), Worthy (4 pts, 3 rebs)
1988-89	Houston	Abdul-Jabbar (4 pts, 3 rebs), Johnson (DNP-Injured), Worthy (8 pts, 2 rebs)
1989-90	Miami	Green (3 rebs), Johnson* (22 pts, 6 rebs), Worthy (2 pts, 4 rebs)
1990-91	Charlotte	Johnson (16 pts, 4 rebs, 3 ast), Worthy (9 pts, 2 rebs)
1991-92	Orlando	Johnson* (25 pts, 5 rebs, 9 ast), Worthy (9 pts, 4 rebs)
1992-93	Salt Lake City	NONE
1993-94	Minneapolis	NONE
1994-95	Phoenix	Ceballos (DNP-Injured)
1995-96	San Antonio	NONE
1996-97	Cleveland	Jones (10 pts, 1 reb, 1 ast), O'Neal (DNP-Injured)
1997-98	New York	Bryant (18 pts, 6 rebs), Jones (15 pts, 11 rebs), O'Neal (12 pts, 4 rebs), Van Exel (13 pts, 2 ast)
1998-99	NO GAME	
1999-00	Oakland	Bryant (15 pts, 3 ast), O'Neal* (22 pts, 9 rebs)
2000-01	Washington, DC	Bryant (19 pts, 7 rebs, 4 ast), O'Neal (DNP-Injured)
2001-02	Philadelphia	Bryant* (31 pts, 5 rebs, 5 ast), O'Neal (DNP-Injured)
2002-03	Atlanta	Bryant (22 pts, 7 rebs, 6 ast), O'Neal (19 pts, 13 rebs)
2003-04	Los Angeles	Bryant (20 pts, 4 rebs, 4 ast, 5 stl), O'Neal* (24 pts, 11 rebs)
2004-05	Denver	Bryant (16 points, 6 rebs, 7 ast, 3 stl)
2005-06	Houston	Bryant (8 points, 7 rebs, 8 ast, 3 stl)
2006-07	Las Vegas	Bryant* (31 pts, 5 rebs, 6 ast, 4 stl)
2007-08	New Orleans	Bryant (1 reb, 3 min)
2008-09	Phoenix	Bryant* (27 pts, 4 rebs, 4 ast, 4 stl), Gasol (14 pts, 8 rebs)
2009-10	Dallas	Bryant (DNP-Injured), Gasol (13 pts, 6 rebs, 1 stl)
2010-11	Los Angeles	Bryant* (37 pts, 14 rebs, 3 ast, 3 stl), Gasol (17 pts, 7 rebs, 2 ast, 2 blk)
2011-12	Orlando	Bryant (27 pts, 1 reb, 1 ast, 2 stl), Bynum (3 rebs, 1 ast, 1 blk)
2012-13	Houston	Bryant (9 pts, 4 reb, 8 ast, 2 stl, 2 blk), Howard (9 pts, 7 reb)
2013-14	New Orleans	Bryant (DNP-Injured)
2014-15	New York	Bryant (DNP-Injured)
2015-16	Toronto	Bryant (10 pts, 6 reb, 7 ast, 1 stl)
2016-17	New Orleans	NONE
2017-18	Los Angeles	NONE
2018-19	Charlotte	James (19 pts, 8 reb, 4 ast, 2 blk)
2019-20	Chicago	Davis (20 pts, 9 reb, 1 ast, 3 stl, 3 blk), James (23 pts, 5 reb, 6 ast, 1 stl, 2 blk)

* Most Valuable Player

**ALL-STAR WEEKEND ROOKIE GAME /
ROOKIE-SOPHOMORE GAME PARTICIPANTS**

1993-94	Nick Van Exel	6 asts
1994-95	Eddie Jones (MVP)	25 pts, 4 rebs, 6 stls
1996-97	Kobe Bryant	31 pts, 8 rebs, 3 asts
	Derek Fisher	16 pts, 6 asts
	Travis Knight	9 pts, 4 asts
2006-07	Jordan Farmar	12 pts, 2 stls
	Andrew Bynum	7 pts, 4 rebs
2007-08	Jordan Farmar	17 pts, 12 asts, 4 stls
2015-16	Jordan Clarkson	25 pts, 5 rebs, 5 asts
	D'Angelo Russell	22 pts, 7 asts, 2 stls
2016-17	Brandon Ingram	4 pts, 3 rebs, 1 stl
	D'Angelo Russell	12 pts, 4 asts, 3 rebs
2017-18	Lonzo Ball	DNP-Injured
	Brandon Ingram	8 pts, 3 rebs, 1 ast
	Kyle Kuzma	20 pts, 7 rebs, 2 asts
2018-19	Lonzo Ball	DNP-Injured
	Kyle Kuzma (MVP)	35 pts, 6 rebs, 2 asts

**ALL-STAR WEEKEND THREE-POINT
SHOOTOUT PARTICIPANTS**

1986-87	Byron Scott
	Michael Cooper
1987-88	Byron Scott
2016-17	Nick Young

ALL-STAR WEEKEND SLAM DUNK PARTICIPANTS

1983-84	Michael Cooper
1994-95	Antonio Harvey
1996-97	Kobe Bryant (Champion)
2009-10	Shannon Brown
2019-20	Dwight Howard

ALL-STAR GAME HEAD COACHES

Pat Riley	(8)	1982, 1983, 1985, 1986, 1987, 1988, 1989, 1990
Fred Schaus	(4)	1963, 1964, 1966, 1967
Bill Sharman	(2)	1972, 1973
Phil Jackson	(2)	2000, 2009
Frank Vogel	(1)	2020

ALL-NBA FIRST TEAM

Kobe Bryant	(11)	2002, 2003, 2004, 2006, 2007, 2008, 2009, 2010, 2011, 2012, 2013
Elgin Baylor	(10)	1959, 1960, 1961, 1962, 1963, 1964, 1965, 1967, 1968, 1969
Jerry West	(10)	1962, 1963, 1964, 1965, 1966, 1967, 1970, 1971, 1972, 1973
Earvin Johnson	(9)	1983, 1984, 1985, 1986, 1987, 1988, 1989, 1990, 1991
Kareem Abdul-Jabbar	(6)	1976, 1977, 1980, 1981, 1984, 1986
George Mikan	(6)	1949, 1950, 1951, 1952, 1953, 1954
Shaquille O'Neal	(6)	1998, 2000, 2001, 2002, 2003, 2004
Jim Pollard	(2)	1949, 1950
Gail Goodrich	(1)	1974
Anthony Davis	(1)	2020
LeBron James	(1)	2020

ALL-NBA SECOND TEAM

Kareem Abdul-Jabbar	(4)	1978, 1979, 1983, 1985
Vern Mikkelsen	(4)	1951, 1952, 1953, 1955
Kobe Bryant	(2)	2000, 2001
Jim Pollard	(2)	1952, 1954
Slater Martin	(2)	1955, 1956
Jerry West	(2)	1968, 1969
Andrew Bynum	(1)	2012
Wilt Chamberlain	(1)	1972
Dick Garmaker	(1)	1957
Pau Gasol	(1)	2011
Earvin Johnson	(1)	1982
Clyde Lovellette	(1)	1956
Shaquille O'Neal	(1)	1999

ALL-NBA THIRD TEAM

Kobe Bryant	(2)	1999, 2005
Pau Gasol	(2)	2009, 2010
James Worthy	(2)	1990, 1991
Dwight Howard	(1)	2013
LeBron James	(1)	2019
Shaquille O'Neal	(1)	1997

NBA MOST VALUABLE PLAYER

Kareem Abdul-Jabbar	(3)	1976, 1977, 1980
Earvin Johnson	(3)	1987, 1989, 1990
Shaquille O'Neal	(1)	2000
Kobe Bryant	(1)	2008

NBA FINALS MOST VALUABLE PLAYER

Earvin Johnson	(3)	1980, 1982, 1987
Shaquille O'Neal	(3)	2000, 2001, 2002
Kobe Bryant	(2)	2009, 2010
Jerry West	(1)	1969
Wilt Chamberlain	(1)	1972
Kareem Abdul-Jabbar	(1)	1985
James Worthy	(1)	1988
LeBron James	(1)	2020

NBA COACH OF THE YEAR

Bill Sharman	(1)	1971-72
Pat Riley	(1)	1989-90
Del Harris	(1)	1994-95

NBA ROOKIE OF THE YEAR

Elgin Baylor	(1)	1958-59
--------------	-----	---------

NBA DEFENSIVE PLAYER OF THE YEAR

Michael Cooper	(1)	1986-87
----------------	-----	---------

NBA ALL-DEFENSIVE FIRST TEAM

Kobe Bryant	(9)	2000, 2003, 2004, 2006, 2007, 2008, 2009, 2010, 2011
Michael Cooper	(5)	1982, 1984, 1985, 1987, 1988
Jerry West	(4)	1970, 1971, 1972, 1973
Kareem Abdul-Jabbar	(3)	1979, 1980, 1981
Wilt Chamberlain	(2)	1972, 1973
Anthony Davis	(1)	2020

NBA ALL-DEFENSIVE SECOND TEAM

Kareem Abdul-Jabbar	(4)	1976, 1977, 1978, 1984
Kobe Bryant	(3)	2001, 2002, 2012
Michael Cooper	(3)	1981, 1983, 1986
Shaquille O'Neal	(3)	2000, 2001, 2003
Eddie Jones	(2)	1998, 1999
A.C Green	(1)	1989
Jim Price	(1)	1974
Jerry West	(1)	1969

NBA SIXTH MAN OF THE YEAR

Lamar Odom	(1)	2010-11
------------	-----	---------

NBA EXECUTIVE OF THE YEAR

Jerry West	(1)	1994-95
------------	-----	---------

J. WALTER KENNEDY CITIZENSHIP AWARD

Michael Cooper	(1)	1985-86
Earvin Johnson	(1)	1991-92
Metta World Peace	(1)	2010-11
Pau Gasol	(1)	2011-12

KIA COMMUNITY ASSIST AWARD

Pau Gasol	(1)	2011-12
-----------	-----	---------

LAKERS HONOR ROLL

NBA ALL-ROOKIE FIRST TEAM

Bill Hewitt	1968-69	James Worthy	1982-83
Dick Garrett	1969-70	Byron Scott	1983-84
Jim Price	1972-73	Vlade Divac	1989-90
Brian Winters	1974-75	Eddie Jones	1994-95
Norm Nixon	1977-78	Jordan Clarkson	2014-15
Earvin Johnson	1979-80	Kyle Kuzma	2017-18

NBA ALL-ROOKIE SECOND TEAM

Nick Van Exel	1993-94	D'Angelo Russell	2015-16
Kobe Bryant	1996-97	Brandon Ingram	2016-17
Travis Knight	1996-97	Lonzo Ball	2017-18

BASKETBALL HALL OF FAME (INDUCTION YEAR)

George Mikan	1959
Elgin Baylor	1977
Jim Pollard	1978
Wilt Chamberlain	1979
Pete Newell (contributor)	1979, 2010*
Jerry West	1980, 2010*
Slater Martin	1982
Clyde Lovellette	1988
Connie Hawkins	1992
John Kundla (coach)	1995
Vern Mikkelsen	1995
Kareem Abdul-Jabbar	1995
Gail Goodrich	1996
Bob McAdoo	2000
Earvin Johnson	2002, 2010^
Chick Hearn (contributor)	2003
James Worthy	2003
Bill Sharman (coach)	2004
Phil Jackson (coach)	2007
Adrian Dantley	2008
Pat Riley (coach)	2008
Dr. Jerry Buss (contributor)	2010
Karl Malone	2010, 2010^
Bob Boozer (1960 US Olympic Team)	2010
Darrall Imhoff (1960 US Olympic Team)	2010
Dennis Rodman	2011
Tex Winter (contributor)	2011
Jamaal Wilkes	2012
Gary Payton	2013
Mitch Richmond	2014
Spencer Haywood	2015
Zelmo Beaty	2016
Shaquille O'Neal	2016
Charlie Scott	2018
Steve Nash	2018
Vlade Divac	2019
Kobe Bryant	2020

US OLYMPIC BASKETBALL TEAM MEMBERS

Kobe Bryant	2012, '08	Kenny Carr	1976
Tyson Chandler	2012	Adrian Dantley	1976
Anthony Davis	2012	Mitch Kupchak	1976
LeBron James	'12, '08, '04	Jim Brewer	1972
Dwight Howard	2008	Dwight Jones	1972
Carlos Boozer	2008, '04	Spencer Haywood	1968
Lamar Odom	2004	Charlie Scott	1968
Gary Payton	2000, 1996	Jim Barnes	1964
Karl Malone	1996, '92	Mel Counts	1964
Shaquille O'Neal	1996	Walt Hazzard	1964
Earvin Johnson	1992	Bob Boozer	1960
J.R. Reid	1988	Darrall Imhoff	1960
Mitch Richmond	1996, '88	Jerry West	1960
Joe Kleine	1984	Clyde Lovellette	1952
Sam Perkins	1984		
Sam Bowie	1980		

NBA COACH OF THE MONTH

Pat Riley	(5)	December 1988, November 1986, November 1985, March 1985, January 1983
Phil Jackson	(3)	November 2001, February 2000, December 1999
Mike Dunleavy	(2)	November 1991, January 1991
Del Harris	(1)	April 1998

WESTERN CONFERENCE COACH OF THE MONTH

Phil Jackson	(5)	March 2011, November 2009, April 2008, November 2003, April 2003
Mike D'Antoni	(1)	April 2013
Frank Vogel	(1)	October/November 2019

NBA PLAYER OF THE MONTH

Shaquille O'Neal	(7)	April 2001, March 2000, February 2000, November 1999, April 1998, January 1998, December 1996
Magic Johnson	(6)	February 1990, March 1987, December 1986, February 1985, November 1983, October 1983
Kareem Abdul-Jabbar	(2)	March 1984, December 1979
Kobe Bryant	(1)	December 2000
Cedric Ceballos	(1)	December 1994
Eddie Jones	(1)	November 1997

WESTERN CONFERENCE PLAYER OF THE MONTH

Kobe Bryant	(15)	February 2013, January 2012, March 2011, December 2009, January 2009, December 2008, February 2008, April 2008, March 2007, December 2006, April 2006, January 2006, March 2004, January 2003, November 2001
LeBron James	(2)	January 2020, February 2020
Pau Gasol	(1)	February 2009
Shaquille O'Neal	(1)	March 2003

WESTERN CONFERENCE ROOKIE OF THE MONTH

Jordan Clarkson	(1)	March 2015
Kyle Kuzma	(1)	October/November 2017

NBA PLAYER OF THE WEEK (WEEK ENDING...)

Magic Johnson	(18)	4/7/91, 4/15/90, 1/1/89, 12/4/88, 12/13/87, 4/5/87, 3/22/87, 3/8/87, 2/15/87, 12/21/86, 3/9/86, 2/17/85, 2/26/84, 11/13/83, 4/10/83, 3/13/83, 3/16/80, 11/11/79
Kareem Abdul-Jabbar	(7)	3/24/85, 4/8/84, 2/12/84, 2/28/82, 12/21/80, 2/17/80, 12/9/79
Shaquille O'Neal	(7)	4/8/01, 3/12/00, 2/20/00, 12/5/99, 3/22/98, 11/16/97, 12/15/96
Kobe Bryant	(2)	12/24/00, 4/16/00
Cedric Ceballos	(2)	11/19/95, 12/25/94
Vlade Divac	(1)	3/26/95
Byron Scott	(1)	1/10/88

WESTERN CONFERENCE PLAYER OF THE WEEK (WEEK ENDING...)

Kobe Bryant	(31)	4/14/13, 3/10/13, 2/24/13 1/15/12, 1/8/12, 3/27/11, 12/27/09, 12/20/09, 11/22/09, 3/16/09, 1/12/09, 12/29/08, 1/13/08, 3/2/08, 4/6/08, 3/25/07, 3/18/07, 4/16/06, 1/22/06, 12/25/05, 12/18/05, 11/13/05, 3/22/04, 2/17/04, 2/23/03, 2/2/03, 1/12/03, 12/8/02, 11/3/02, 1/20/02, 11/4/01
Shaquille O'Neal	(7)	3/15/04, 12/1/03, 4/6/03, 3/9/03 3/10/02, 2/24/02, 2/3/02
Pau Gasol	(4)	10/31/10, 3/21/10, 2/23/09, 2/9/09
Andrew Bynum	(3)	4/15/12, 3/18/12, 1/26/09
LeBron James	(3)	12/15/19, 1/5/20, 3/8/20
Anthony Davis	(2)	11/3/19, 12/8/19

* Member of 1960 US Olympic Team;

^ Member of 1992 US Olympic Team

REGULAR SEASON INDIVIDUAL RECORDS

MOST POINTS

Game	81	Kobe Bryant	vs. TOR	1/22/06
Half	55	Kobe Bryant	vs. TOR	1/22/06
Quarter	30	Kobe Bryant	vs. UTA	11/30/06
	30	Kobe Bryant	vs. DAL	12/20/05
Season	2,832	Kobe Bryant		2005-06
Career	33,643	Kobe Bryant		1996-2016

MOST FG MADE

Game	29	Wilt Chamberlain	vs. PHX	2/9/69
Half	18	Kobe Bryant	vs. TOR	1/22/06
Quarter	11	Kobe Bryant	vs. TOR	1/22/06
Season	1,029	Elgin Baylor		1962-63
Career	11,719	Kobe Bryant		1996-2016

MOST FG ATTEMPTED

Game	55	Elgin Baylor	vs. PHI	12/2/61
Half	30	Kobe Bryant	vs. UTA	4/13/16
Quarter	18	Elgin Baylor	at NYK	11/15/60
	18	Kobe Bryant	at LAC	1/7/06
Season	2,273	Elgin Baylor		1962-63
Career	26,200	Kobe Bryant		1996-2016

HIGHEST FG %

Game	1.000	Wilt Chamberlain (14-14)	vs. DET	3/11/69
Season	.727*	Wilt Chamberlain (min. 300 FGM)		1972-73
Career	.605	Wilt Chamberlain (min. 2000 FGM)		1969-73

MOST FREE THROWS MADE

Game	26	Anthony Davis	vs. MEM	10/29/19
Half	18	Anthony Davis	vs. MEM	10/29/19
Quarter	18*	Anthony Davis	vs. MEM	10/29/19
Consecutive	62	Kobe Bryant		2005-06
Season	840*	Jerry West		1965-66
Career	8,378	Kobe Bryant		1996-2016

MOST FREE THROWS ATTEMPTED

Game	39*	Dwight Howard	at ORL	3/12/13
Half	20	Dwight Howard	at ORL	3/12/13
	20	Kobe Bryant	at SEA	4/6/07
	20	Shaquille O'Neal	vs. DAL	12/12/03
	20	Shaquille O'Neal	at GSW	3/14/02
	20	Shaquille O'Neal	vs. DAL	11/7/99
Quarter	18	Anthony Davis	vs. MEM	10/29/19
Season	977	Jerry West		1965-66
Career	10,011	Kobe Bryant		1996-2016

FREE THROW %

Game	1.000	Kobe Bryant (20-20)	at NYK	2/2/09
(min. 18 FTA)	1.000	Kobe Bryant (18-18)	at POR	4/10/13
	1.000	Earvin Johnson (18-18)	vs. UTA	4/11/91
	1.000	Jerry West (18-18)	vs. NYK	11/9/69
	1.000	Jerry West (18-18)	vs. DET	11/10/65
Season	.9112	Earvin Johnson (min. 125 FTM)		1988-89
Career	.877	Cazzie Russell (min. 200 FTM)		1974-77

MOST 3-PT FG MADE

Game	12	Kobe Bryant	vs. SEA	1/7/03
Half	8	Kobe Bryant	vs. WAS	3/28/03
Quarter	6	Jumaine Jones	vs. ORL	12/12/04
	6	Kobe Bryant	vs. SEA	1/7/03
	6	Glen Rice	vs. POR	5/5/99
Season	183	Nick Van Exel		1994-95
Career	1,827	Kobe Bryant		1996-2016

MOST 3-PT FG ATTEMPTED

Game	21	Kobe Bryant	vs. UTA	4/13/16
Half	13	Sasha Vujacic	vs. MEM	3/28/08
Quarter	10	Sasha Vujacic	vs. MEM	3/28/08
Season	518	Kobe Bryant		2005-06
Career	5,546	Kobe Bryant		1996-2016

3-PT FIELD GOAL % (MIN. 6 ATT.)

Game	1.000	Kobe Bryant (7-7)	vs. PHI	1/6/06
	1.000	Nick Van Exel (6-6)	vs. VAN	11/16/97
Season	.441	Vladimir Radmanovic (min. 55 3FGM)		2008-09
Career	.400	Vladimir Radmanovic (min. 250 3FGA)		2006-09

MOST REBOUNDS

Game	42	Wilt Chamberlain	vs. BOS	3/7/69
Half	27	Wilt Chamberlain	vs. BOS	3/7/69
Quarter	14	Happy Hairston	vs. PHI	11/15/74
	14	Wilt Chamberlain	vs. BOS	3/7/69
	14	Gene Wiley	vs. NYK	11/5/62
Season	1,712	Wilt Chamberlain		1968-69
Career	11,463	Elgin Baylor		1959-72

MOST OFFENSIVE REBOUNDS (SINCE 1973-74)

Game	14	Shaquille O'Neal	at MEM	4/4/03
Half	9	Lamar Odom	vs. PHX	1/17/08
	9	Shaquille O'Neal	at MEM	4/4/03
	9	Corie Blount	vs. LAC	3/14/97
	9	Happy Hairston	at CHI	2/16/75
Quarter	n/a	-	-	-
Season	336	Shaquille O'Neal		1999-00
Career	2,494	Kareem Abdul-Jabbar		1975-89

MOST DEFENSIVE REBOUNDS (SINCE 1973-74)

Game	29*	Kareem Abdul-Jabbar	vs. DET	12/14/75
Half	n/a	-	-	-
Quarter	13*	Happy Hairston	vs. PHI	11/15/74
Season	1,111*	Kareem Abdul-Jabbar		1975-76
Career	7,785	Kareem Abdul-Jabbar		1975-89

MOST ASSISTS

Game	24	Earvin Johnson	vs. DEN	11/17/89
	24	Earvin Johnson	at PHX	1/9/90
Half	18	Earvin Johnson	vs. SEA	2/21/84
Quarter	12	Earvin Johnson	vs. SEA	2/21/84
Season	989	Earvin Johnson		1990-91
Career	10,141	Earvin Johnson		1979-91,96

MOST STEALS (SINCE 1973-74)

Game	10	Jerry West	vs. SEA	12/7/73
Half	6	Kobe Bryant	vs. UTA	2/13/06
	6	Eddie Jones	at PHI	11/26/96
	6	Eddie Jones	vs. BOS	12/26/95
	6	Sedale Threatt	at POR	3/3/92
	6	Jerry West	vs. SEA	12/7/73
Quarter	n/a	-	-	-
Season	208	Earvin Johnson		1981-82
Career	1,944	Kobe Bryant		1996-2016

MOST BLOCKED SHOTS (SINCE 1973-74)

Game	17*	Elmore Smith	vs. POR	10/28/73
Half	11*	Elmore Smith	vs. POR	10/28/73
Quarter	6	Elmore Smith	vs. POR	10/28/73
Season	393	Elmore Smith		1973-74
Career	2,694	Kareem Abdul-Jabbar		1975-89

* Denotes NBA Record

REGULAR SEASON INDIVIDUAL RECORDS (OPPONENTS)

MOST POINTS

Game	78	Wilt Chamberlain	at PHI (30T)	12/8/61
	72	Wilt Chamberlain	vs. PHI	11/3/62
Half	39	Wilt Chamberlain	at PHI	2/7/66
Quarter	24	James Harden	at HOU	12/20/17

MOST FG MADE

Game	31	Wilt Chamberlain	at PHI (30T)	12/8/61
	29	Wilt Chamberlain	vs. PHI	11/3/62

MOST FG ATTEMPTED

Game	62	Wilt Chamberlain	at PHI (30T)	12/8/61
	51	Wilt Chamberlain	at PHI	12/30/59

HIGHEST FG %

Game	1.000	Wilt Chamberlain (15-15)	at PHI	1/20/67
------	-------	-----------------------------	--------	---------

MOST FREE THROWS MADE

Game	24	Frank Selvy	at MIL	12/2/54
	23	Dolph Schayes	at SYR	1/17/52

MOST FREE THROWS ATTEMPTED

Game	31	Wilt Chamberlain	at PHI (30T)	12/8/61
	29	Wilt Chamberlain	at SFW	12/6/63
	27	Gilbert Arenas	vs. WAS (OT)	12/17/06
	27	Dolph Schayes	at SYR	1/17/52
	26	Wilt Chamberlain	vs. PHI	12/1/61
	26	Wilt Chamberlain	vs. PHI	12/2/61
	26	Frank Selvy	at MIL	12/2/54

FREE THROW %

Game	1.000	Dolph Schayes (18-18)	at SYR	10/29/60
	1.000	Dolph Schayes (18-18)	at SYR	1/10/57

MOST 3-PT FG MADE

Game	10	Peja Stojackovic	vs. NOH	11/6/07
	10	Klay Thompson	vs. GSW	1/21/19

MOST 3-PT FG ATTEMPTED

Game	19	James Harden	at HOU	1/19/19
	16	Stephen Curry	at GSW	1/14/16
	16	Jason Terry	vs. DAL	3/15/09

3-PT FIELD GOAL % (MIN. 6 ATT.)

Game	1.000	Kyle Korver (6-6)	vs. ATL	11/3/13
	1.000	Bruce Bowen (6-6)	at SAS	11/13/07
	1.000	Raja Bell (6-6)	vs. PHX	4/8/07
	1.000	Jason Richardson (6-6)	at GSW	12/10/02

MOST REBOUNDS

Game	45	Wilt Chamberlain	at PHI	1/21/61
------	----	------------------	--------	---------

MOST OFFENSIVE REBOUNDS (SINCE 1973-74)

Game	14	Joakim Noah	at CHI	12/15/09
	14	David Robinson	at SAS	4/2/91
	14	Moses Malone	at HOU	4/6/82

MOST DEFENSIVE REBOUNDS (SINCE 1973-74)

Game	22	Truck Robinson	vs. NOJ	11/11/77
------	----	----------------	---------	----------

MOST ASSISTS

Game	28	Bob Cousy	at BOS	2/27/59
	23	John Stockton	at UTA	4/12/90
Half	23	Kevin Porter	vs. DET	3/30/79
Quarter	19*	Bob Cousy	at BOS	2/27/59
	12	Bob Cousy	at BOS	2/27/59

MOST STEALS (SINCE 1973-74)

Game	10	Larry Steele	vs. POR	11/16/74
------	----	--------------	---------	----------

MOST BLOCKED SHOTS (SINCE 1973-74)

Game	10	Shawn Bradley	at DAL	3/4/97
	10	Shawn Kemp	vs. SEA	1/18/91
	10	David Robinson	at SAS	2/20/90

REGULAR SEASON TEAM RECORDS (HIGHS)

MOST POINTS

Game	162	vs. GSW	3/19/72
Half	91	vs. GSW	3/19/72
	91	vs. CHI	11/23/66
Quarter	51	vs. NYK	3/25/14
Season	9,937	121.2 per game	1967-68

MOST FG MADE

Game	69	vs. DEN	4/9/82
Half	69	vs. GSW	3/19/72
Quarter	37	vs. GSW	3/19/72
Quarter	22	vs. CHI	1/23/66
Season	3,964	48.3 per game	1982-83

MOST FG ATTEMPTED

Game	138	at PHI (30T)	12/8/61
Half	135	at PHI	1/21/61
Half	73	at BOS	2/27/59
Quarter	39	at BOS	2/27/59
Season	8,466	104.5 per game	1966-67

HIGHEST FG %

Game	.685	vs. NYK (63-92)	1/23/79
Season	.545*		1984-85

MOST FREE THROWS MADE

Game	52	vs. NYK	11/13/57
Half	49	vs. SFW	1/20/68
Half	32	vs. PHI	2/15/57
Quarter	21	at CHI	12/17/91
	21	vs. PHI	12/19/71
	21	vs. CHI	1/25/66
Season	2,378		1961-62

MOST FREE THROWS ATTEMPTED

Game	74	at NYK	10/17/64
Half	68	vs. STL (OT)	2/17/57
Half	66	vs. NYK	11/13/57
Half	42	vs. PHI	2/15/57
Quarter	27	vs. LAC	11/5/00
Quarter	27	vs. CHI	1/25/66
Season	3,240		1961-62

FREE THROW % (MOST WITHOUT A MISS)

Game	1.000	at DEN (27-27)	1/30/92
Season	.802		1988-89

MOST 3-PT FG MADE

Game	22	at BOS	2/7/19
Half	19	at SAC	2/1/20
Half	19	at BKN	1/23/20
Half	19	at OKC (OT)	1/17/19
Half	19	vs. SAC	2/28/14
Half	19	vs. WAS (OT)	12/17/06
Half	14	at BOS	2/7/19
Half	14	vs. SAC	2/28/14
Quarter	n/a	-	-
Season	847		2018-19

MOST 3-PT FG ATTEMPTED

Game	45	vs. LAC	12/25/19
Half	45	vs. MEM	3/28/08
Season	2,541		2018-19

3-PT FIELD GOAL % (MIN. 5 ATT.)

Game	1.000	at POR (6-6)	1/1/87
Season	.381		2013-14

MOST REBOUNDS (TEAM REBOUNDS NOT INCLUDED)

Game	107	vs. IND (OT)	1/14/51
Half	101	vs. BOS	2/18/62
Half	55	at DET	1/9/66
Quarter	31	vs. STL	2/21/60
Season	5,816		1960-61

MOST OFFENSIVE REBOUNDS (SINCE 1973-74)

Game	31	vs. LAC (20T)	11/16/93
Half	30	at PHO	3/1/86
Half	n/a	-	-
Quarter	n/a	-	-
Season	1,365		1973-74

MOST DEFENSIVE REBOUNDS (SINCE 1973-74)

Game	58	vs. SEA	10/19/73
Half	36*	vs. SEA	10/19/73
Quarter	n/a	-	-
Season	2,985		2018-19

MOST ASSISTS

Game	51	vs. DEN	2/23/82
Half	28	vs. DET	11/24/72
Quarter	17	vs. DEN	2/23/82
Season	2,575*		1984-85

PERSONAL FOULS

Game	48	vs. IND	3/9/53
Half	46	at HOU	4/12/83
Half	42	at SAC (OT)	1/4/07
Season	2,168		1966-67
DQs (Game)	5	vs. STL (OT)	2/17/57
DQs (Season)	60		1957-58

MOST STEALS (SINCE 1973-74)

Game	23	vs. KCK	11/9/82
Half	n/a	-	-
Quarter	11	at DAL	12/13/94
Quarter	11	vs. CHI	3/12/82
Season	848		1981-82

MOST BLOCKED SHOTS (SINCE 1973-74)

Game	21	vs. DEN	4/9/82
Half	n/a	-	-
Quarter	n/a	-	-
Season	653		1973-74

MOST TURNOVERS (SINCE 1970-71)

Game	43	vs. SEA	2/15/74
Half	22	vs. SEA	2/15/74
Quarter	n/a	-	-
Season	1,913		1973-74

MOST VICTORIES

Season	69		1971-72
Consecutive	33*		11/5/71-1/7/72
Home	.968	Minneapolis (30-1)	1949-50
	.902	Los Angeles (37-4)	1989-90
	.902	Los Angeles (37-4)	1986-87
	.902	Los Angeles (37-4)	1979-80
	.902	Los Angeles (37-4)	1976-77
Road	.816	Los Angeles (31-7)	1971-72

* Denotes NBA Record

REGULAR SEASON TEAM RECORDS (LOWS)

(Records for fewest exclude games & seasons before 1954-55, the introduction of shot clock; shortened season in italics)

FEWEST POINTS

Game	70	at CLE	11/5/02
Half	23	at DEN	11/13/09
Quarter	6	vs. CHI	11/20/77
Overtime	0*	vs. DET	12/1/89
Season	7,982	(97.3 ppg) - low total	2015-16
	4,950	(99.0 ppg) - low total	1998-99
	6,422	(97.3 ppg) - low average	2011-12

FEWEST FG MADE

Game	20	at UTA	11/3/04
Half	n/a	-	-
Quarter	2	vs. IND	11/29/15
	2	at LAC	1/10/14
	2	at SAS	4/18/96
	2	at PHX	3/24/87
Season	2,880		2015-16
	1,841		1998-99

FEWEST FG ATTEMPTED

Game	57	vs. IND	3/4/98
Half	n/a	-	-
Quarter	n/a	-	-
Season	6,536		1997-98
	3,935		1998-99

LOWEST FG %

Game	.194	at SYR	11/4/51
	.284	at OKC (23-81)	4/11/16
Half	n/a	-	-
Quarter	.100	vs. IND (2-20)	11/29/15
Season	.370		1957-58

FEWEST FREE THROWS MADE

Game	2	several, last vs. IND	1/19/18
Half	n/a	-	-
Quarter	n/a	-	-
Season	1,336		2018-19
	1,027		1998-99

FEWEST FREE THROWS ATTEMPTED

Game	3	vs. SDC	3/28/80
Half	n/a	-	-
Quarter	n/a	-	-
Season	1,835		2013-14
	1,503		1998-99

FREE THROW %

Game	.143	vs. IND (2-14)	1/19/18
Season	.650		1968-69

FEWEST 3-PT FG MADE

Game	0	several, last at POR	1/5/12
Season	10		1982-83

FEWEST 3-PT FG ATTEMPTED

Game	0	several, last at DEN	12/19/92
Season	94		1980-81
	94		1981-82

3-PT FIELD GOAL % (MOST 3FGA W/OUT A MAKE)

Game	.000	at POR (0-11)	1/5/12
	.000	vs. SAS (0-11)	3/9/01
	.000	at POR (0-11)	4/22/90
Half	.000	several	several
Quarter	.000	several	several
Season	.104	(10-96)*	1982-83

FEWEST REBOUNDS (TEAM REB. NOT INCLUDED)

Game	23	at UTA	3/28/98
Half	23	at SEA	1/8/91
Quarter	n/a	-	-
Quarter	n/a	-	-
Season	3,298		1995-96
	2,101		1998-99

FEWEST OFFENSIVE REBOUNDS (SINCE 1973-74)

Game	1	vs. POR	3/26/17
	1	vs. OKC	3/9/14
	1	at CLE	3/19/06
	1	vs. IND	3/1/02
Half	0		several
Quarter	0		several
Season	745		2013-14
	619		1998-99

FEWEST DEFENSIVE REBOUNDS (SINCE 1973-74)

Game	12	at MIN	3/28/14
Half	n/a	-	-
Quarter	n/a	-	-
Season	2,196		1991-92
	1,482		1998-99

FEWEST ASSISTS

Game	4	at BAL	11/14/64
	4	vs. SYR	11/28/61
Half	n/a	-	-
Quarter	0	several, last at BKN	12/14/16
Season	1,478		2015-16
	1,095		1998-99

FEWEST PERSONAL FOULS

Game	8	vs. DAL	11/28/08
Half	n/a	-	-
Quarter	n/a	-	-
Season	1,467		2012-13
	1,109		2011-12

FEWEST STEALS (SINCE 1973-74)

Game	0*	at OKC	3/5/13
	0*	at MIN	1/29/12
	0*	vs. HOU	1/7/05
Season	508		2004-05
	389		1998-99

FEWEST BLOCKED SHOTS (SINCE 1973-74)

Game	0*	several, last at DAL	2/10/18
Season	320		2016-17
	287		1998-99

FEWEST TURNOVERS (SINCE 1970-71)

Game	3	vs. ORL	3/14/11
	3	vs. HOU	12/30/01
Half	n/a	-	-
Quarter	n/a	-	-
Season	1,040		2001-02
	754		1989-99

DEFEATS

Season	.264	Minneapolis (19-53)	1957-58
	.207	Los Angeles (17-65)	2015-16
Consecutive	10		2015-16
	10		1993-94
Home	.409	Minneapolis (9-13)	1959-60
	.293	Los Angeles (12-29)	2015-16
	.293	Los Angeles (12-29)	2014-15
Road	.154	Minneapolis (4-22)	1957-58

* Denotes NBA Record

REGULAR SEASON OPPONENT TEAM RECORDS (HIGHS)

MOST POINTS

Game	173	at BOS	2/27/59
	158	at PHI	3/18/68
Half	90	at BOS	2/27/59
	85	at PHI	3/18/68
Quarter	52	at BOS	2/27/59
	49	vs. HOU	4/8/14
	49	vs. BOS	3/19/93
	49	vs. DET	11/24/72
Season	9,736		1966-67

MOST FG MADE

Game	72	at BOS	2/27/59
	68	at PHI	3/18/68
Half	40	at BOS	2/27/59
	37	vs. DET	11/24/72
Quarter	23	at BOS	2/27/59
Season	3,797		1978-79

MOST FG ATTEMPTED

Game	153*	vs. PHI (30T)	12/8/61
	127	vs. DET	12/14/75
Half	81	vs. SFW	2/2/69
Quarter	47*	at BOS	2/27/59
	45	at DET	11/28/65
Season	8,553		1971-72

HIGHEST FG %

Game	.671	at MIN	3/28/14
Half	n/a	-	-
Quarter	.938	vs. BOS	3/19/93
	.938	at PHI	12/2/66
Season	.490		1982-83

MOST FREE THROWS MADE

Game	56	vs. BOS	11/28/54
	49	at SYR	10/29/60
	47	vs. WAS (OT)	12/17/06
Half	n/a	-	-
Quarter	22	at MIL	3/21/01
Season	1,778		1985-86

MOST FREE THROWS ATTEMPTED

Game	68	at FTW	12/31/54
	67	vs. STL (OT)	2/17/57
	60	vs. WAS (OT)	12/17/06
	60	at UTA	11/29/83
Half	n/a	-	-
Quarter	n/a	-	-
Season	2,369		1985-86

FREE THROW %

Game	1.000	several, last vs. SAC	11/15/19
Most FTA w/o miss	1.000	at BUF (30-30)	11/18/75
Season	.784		2018-19

MOST 3-PT FG MADE

Game	25	at HOU (OT)	1/19/19
Half	15	at HOU (OT)	1/19/19
Quarter	10	at ATL	2/12/19
Season	971		2018-19

MOST 3-PT FG ATTEMPTED

Game	68	at HOU (OT)	1/19/19
Half	n/a	-	-
Quarter	18	at HOU (OT)	1/19/19
Season	2,784		2018-19

3-PT FIELD GOAL % (MIN. 4 ATT.)

Game	1.000	vs. SAS (4-4)	4/17/87
Season	.380	(465-1223)	2002-03

MOST REBOUNDS (TEAM REBOUNDS NOT INCLUDED)

Game	105	at BOS	2/26/60
	98	vs. PHI (30T)	12/8/61
	82	at CHI	2/12/71
Half	n/a	-	(Minneapolis era)
	49	at CHI	3/2/73
Quarter	35	at BOS	2/26/60
	26	at POR	2/19/72
Season	4,552		1970-71

MOST OFFENSIVE REBOUNDS (SINCE 1973-74)

Game	36	vs. DET	12/14/75
Half	19	at DET	12/2/73
Quarter	14	vs. DET	12/14/75
Season	1,525		1973-74

MOST DEFENSIVE REBOUNDS (SINCE 1973-74)

Game	50	at UTA	1/11/19
	50	at PHX	12/25/73
Half	29	vs. LAC	12/28/18
Quarter	n/a	-	-
Season	2,950		2013-14

MOST ASSISTS

Game	48	vs. ROC	1/23/57
	47	at GSW	11/23/16
	44	at CLE (40T)	1/29/80
Half	26	at GSW	11/23/16
	26	vs. SFW	12/1/60
Quarter	16	at BOS	2/27/59
Season	2,389		1982-83

PERSONAL FOULS

Game	50	vs. ROC	2/19/53
	42	vs. SAS	11/26/89
Half	n/a	-	-
Quarter	n/a	-	-
Season	2,151		1997-98

MOST STEALS (SINCE 1973-74)

Game	25	at GSW	3/25/75
Half	n/a	-	-
Quarter	n/a	-	-
Season	822		1974-75

MOST BLOCKED SHOTS (SINCE 1973-74)

Game	16	vs. OKC	11/22/09
Half	n/a	-	-
Quarter	n/a	-	-
Season	489		1994-95

MOST TURNOVERS (SINCE 1970-71)

Game	35	vs. DET	2/10/76
Half	n/a	-	-
Quarter	n/a	-	-
Season	1,719		1973-74

* Denotes NBA Record

REGULAR SEASON OPPONENT TEAM RECORDS (LOWS)

(Records for fewest exclude games & seasons before 1954-55, the introduction of shot clock; shortened season in italics)

FEWEST POINTS

Game	57	vs. CLE	1/11/11
Half	19	vs. LAC	12/14/99
Quarter	2*	vs. DAL	4/6/97
Season	7,566		1999-00
	4,799		1998-99

FEWEST FG MADE

Game	21	vs. NYK	12/29/11
Half	7	vs. LAC	12/14/99
Quarter	0*	vs. DAL	4/6/97
	0*	vs. SAC	2/4/87
Season	2,838		1999-00
	1,759		1998-99

FEWEST FG ATTEMPTED

Game	55	vs. ORL	2/28/06
Half	25	at SEA	1/23/01
Quarter	n/a	-	-
Season	6,547		2005-06
	3,992		1998-99

LOWEST FG %

Game	.229*	at MIL (22-96)	11/6/54
	.284	at POR (27-95)	1/3/88
Half	.184	vs. LAC (7-38)	12/14/99
Quarter	.000*	vs. DAL (0-15)	4/6/97
	.000*	vs. SAC (0-18)	2/4/87
Season	.416		1999-00

FEWEST FREE THROWS MADE

Game	1	vs. DET	10/31/17
Half	0		several
Quarter	0		several
Season	1,167		2012-13
	1,167		1972-73
	901		2011-12

FEWEST FREE THROWS ATTEMPTED

Game	3	vs. DET	10/31/17
Half	0		several
Quarter	0		several
Season	1,583		1972-73
	1,215		2011-12

FREE THROW %

Game	.231	vs. MIA (3-13)	4/5/91
Season	.708		1994-95

FEWEST 3-PT FG MADE

Game	0	several, last at CLE	2/13/05
Half	0		several
Quarter	0		several
Season	42		1980-81

FEWEST 3-PT FG ATTEMPTED

Game	0	several, last vs. SEA	3/24/91
Half	0		several
Quarter	0		several
Season	184		1980-81

3-PT FIELD GOAL %

Game	.000	several, last at CLE	2/13/05
Season	.206		1985-86

FEWEST REBOUNDS (TEAM REB. NOT INCLUDED)

Game	22	vs. MIN	12/2/05
Half	22	vs. GSW	3/6/85
Quarter	7	at NOH	12/29/10
	7	vs. DAL	2/4/86
Quarter	3	at MEM	12/8/18
	3	at UTA	4/14/14
	3	at NOH	12/29/10
Season	3,292		2005-06
	2,031		1998-99

FEWEST OFFENSIVE REBOUNDS (SINCE 1973-74)

Game	1	at SAS	4/11/12
Half	0		several
Quarter	0		several
Season	824		2014-15
	628		1998-99

FEWEST DEFENSIVE REBOUNDS (SINCE 1973-74)

Game	10*	vs. UTA	4/1/90
Half	3	at NOH	12/29/10
Quarter	1	at NOH	12/29/10
Season	2,078		1984-85
	1,403		1998-99

FEWEST ASSISTS

Game	3*	at BOS	11/28/56
	7	at NYK	12/23/07
	7	at LAC	3/12/98
Half	n/a	-	-
Quarter	0		several
Season	1,597		1999-00
	1,062		1998-99

PERSONAL FOULS

Game	9	at BKN	3/29/15
Half	n/a	-	-
Quarter	0		several
Season	1,520		2016-17
	1,271		1998-99

FEWEST STEALS (SINCE 1973-74)

Game	0*	several, last at NOH	2/5/11
Half	0		several
Quarter	0		several
Season	536		2005-06
	408		1998-99

FEWEST BLOCKED SHOTS (SINCE 1973-74)

Game	0*	several, last vs. SAC	11/15/19
Half	0		several
Quarter	0		several
Season	308		2003-04
	196		1998-99

FEWEST TURNOVERS (SINCE 1970-71)

Game	2	at OKC	3/5/13
Half	n/a	-	-
Quarter	0		several
Season	965		2004-05
	716		1998-99

* Denotes NBA Record

ALL-TIME SINGLE-GAME HIGHS

POINTS

Kobe Bryant	vs. Toronto	1/22/06	81
Elgin Baylor	@ New York	11/15/60	71
Wilt Chamberlain	vs. Phoenix	2/9/69	66
Kobe Bryant	vs. Portland	3/16/07	65
Elgin Baylor	vs. Boston	11/8/59	64
Jerry West	vs. New York	1/17/62	63
Elgin Baylor	@ Philadelphia	12/8/61	63
Kobe Bryant	vs. Dallas	12/20/05	62
Kobe Bryant	@ New York	2/2/09	61
Shaquille O'Neal	@ LA Clippers	3/6/00	61
George Mikan	vs. Rochester	1/20/52	61
Kobe Bryant	vs. Utah	4/13/16	60
Kobe Bryant	@ Memphis	3/22/07	60
Wilt Chamberlain	vs. Cincinnati	1/26/69	60
Kobe Bryant	vs. Charlotte	12/29/06	58
Elgin Baylor	@ Detroit	2/16/61	57
Elgin Baylor	vs. Syracuse	1/24/61	56
Kobe Bryant	vs. Memphis	1/14/02	56
Kobe Bryant	vs. Washington	3/28/03	55
Elgin Baylor	vs. Cincinnati (@ Det)	2/25/59	55
Kobe Bryant	vs. Memphis	3/28/08	53
Kobe Bryant	vs. Houston	3/30/07	53
Kobe Bryant	vs. Houston	12/15/06	53
Gail Goodrich	vs. Kansas City-Omaha	3/28/75	53
Jerry West	vs. Cincinnati	1/29/65	53
George Mikan	vs. Baltimore	2/26/49	53
Kobe Bryant	vs. Dallas	3/2/08	52
Kobe Bryant	vs. Utah	11/30/06	52
Kobe Bryant	vs. Houston	2/18/03	52
Elgin Baylor	vs. San Francisco	12/15/62	52
Elgin Baylor	vs. St. Louis	12/13/61	52
Elgin Baylor	vs. St. Louis	12/11/61	52
Elgin Baylor	vs. Phil. (@ Her)	12/8/61	52
Elgin Baylor	vs. Detroit (@ SF)	11/20/60	52
Elgin Baylor	vs. Detroit	10/18/59	52
LeBron James	@ Miami	11/18/18	51
Kobe Bryant	@ Phoenix	4/7/06	51
Kobe Bryant	@ Sacramento	1/19/06	51
Kobe Bryant	@ Denver	2/12/03	51
Kobe Bryant	@ Golden State	12/6/00	51
Jerry West	@ Cincinnati	12/10/65	51
Jerry West	vs. Cincinnati	12/3/65	51
Elgin Baylor	@ San Francisco	12/14/62	51
Elgin Baylor	@ Detroit	11/26/60	51
George Mikan	@ Rochester	1/14/50	51
George Mikan	vs. New York	3/13/49	51
Anthony Davis	vs. Minnesota	12/18/19	50
Kobe Bryant	vs. Seattle	4/15/07	50
Kobe Bryant	vs. LA Clippers	4/12/07	50
Kobe Bryant	@ NO/Oklahoma City	3/23/07	50
Kobe Bryant	vs. Minnesota	3/18/07	50
Kobe Bryant	vs. Portland	4/14/06	50
Kobe Bryant	@ LA Clippers	1/7/06	50
Shaquille O'Neal	vs. New Jersey	4/2/98	50
Cedric Ceballos	vs. Minnesota	12/20/94	50
Elgin Baylor	vs. Boston	2/13/63	50
Rudy LaRusso	vs. St. Louis	3/14/62	50
Jerry West	vs. Cincinnati	1/24/62	50
Elgin Baylor	vs. Syracuse	12/12/62	50
Elgin Baylor	vs. Syracuse	12/4/61	50

STEALS

Jerry West	vs. Seattle	12/7/73	10
Earvin Johnson	vs. Phoenix	11/6/81	9
Eddie Jones	@ Philadelphia	11/26/97	8
Earvin Johnson	@ Dallas	11/7/80	8
Norm Nixon	@ New Jersey	11/2/77	8
Gail Goodrich	vs. Seattle	2/15/74	8

REBOUNDS

Wilt Chamberlain	vs. Boston	3/7/69	42
Wilt Chamberlain	vs. Baltimore	3/9/69	38
George Mikan	@ Philadelphia	3/4/52	36
George Mikan	vs. Rochester	1/20/52	36
Wilt Chamberlain	vs. San Francisco	2/2/69	35
Kareem Abdul-Jabbar	vs. Detroit	12/14/75	34
Wilt Chamberlain	vs. Philadelphia	12/19/71	34
Wilt Chamberlain	@ Seattle	2/2/69	33
Wilt Chamberlain	vs. Chicago	3/7/71	32
Wilt Chamberlain	vs. Cincinnati	10/29/71	32
Wilt Chamberlain	@ Cincinnati	10/22/68	32
Wilt Chamberlain	@ Portland	2/17/73	31
Wilt Chamberlain	vs. Philadelphia	2/11/73	31
Wilt Chamberlain	vs. Detroit	11/26/71	31
Wilt Chamberlain	@ Charlotte	11/14/71	31
Wilt Chamberlain	vs. San Diego	11/29/70	31
Wilt Chamberlain	@ Chicago	10/16/70	31
Elgin Baylor	at Philadelphia	12/8/61	31
Elgin Baylor	vs. Philadelphia	11/6/58	31
Andrew Bynum	@ San Antonio	4/11/12	30
Kareem Abdul-Jabbar	@ New Jersey	2/3/78	30
Wilt Chamberlain	vs. Boston	2/20/72	30
Wilt Chamberlain	@ San Francisco	2/1/69	30
Elgin Baylor	vs. Cincinnati	1/14/61	30

ASSISTS

Earvin Johnson	vs. Phoenix	1/9/90	24
Earvin Johnson	vs. Denver	11/17/89	24
Nick Van Exel	@ Vancouver	1/5/97	23
Earvin Johnson	vs. Dallas	4/20/88	23
Earvin Johnson	vs. Seattle	2/21/84	23
Jerry West	vs. Philadelphia	2/1/67	23
Earvin Johnson	vs. Portland	11/6/90	22
Earvin Johnson	vs. Cleveland	11/17/83	22
Earvin Johnson	vs. Indiana	12/16/90	21
Earvin Johnson	vs. Boston	12/15/89	21
Earvin Johnson	vs. Seattle	4/23/89	21
Earvin Johnson	vs. LA Clippers	12/6/88	21
Earvin Johnson	vs. Atlanta	1/15/83	21
Earvin Johnson	@ Philadelphia	11/28/88	20
Earvin Johnson	vs. Denver	3/10/87	20
Earvin Johnson	@ Houston	4/6/86	20
Earvin Johnson	vs. Phoenix	12/12/85	20
Earvin Johnson	vs. LA Clippers	11/20/85	20
Earvin Johnson	@ Houston	12/19/84	20
Earvin Johnson	@ Atlanta	12/18/84	20
Earvin Johnson	vs. New Jersey	1/25/83	20
Earvin Johnson	vs. San Diego	3/9/83	20
Earvin Johnson	vs. Milwaukee	1/26/83	20
Earvin Johnson	@ Philadelphia	1/5/83	20
Jerry West	vs. Houston	11/7/72	20

BLOCKED SHOTS

Elmore Smith	vs. Portland	10/28/73	17*
Elmore Smith	vs. Houston	11/04/73	14
Elmore Smith	vs. Detroit	10/26/73	14
Kareem Abdul-Jabbar	vs. Chicago	11/25/79	11
Kareem Abdul-Jabbar	vs. Detroit	11/28/78	11
Kareem Abdul-Jabbar	@ Detroit	12/3/75	11
Elmore Smith	vs. Golden State	3/15/74	11
Kareem Abdul-Jabbar	vs. Detroit	1/22/82	10
Kareem Abdul-Jabbar	vs. Atlanta	1/18/80	10
Kareem Abdul-Jabbar	vs. Atlanta	11/2/75	10
Elmore Smith	vs. Golden State	3/16/75	10
Elmore Smith	@ Cleveland	12/11/73	10
Elmore Smith	vs. KC Omaha	11/30/73	10
Elmore Smith	@ Houston	10/23/73	10

* Denotes NBA Record

ALL-TIME SINGLE-GAME HIGHS

OFFENSIVE REBOUNDS

Shaquille O'Neal	@ Memphis	4/4/03	14
Lamar Odom	vs. Phoenix	1/17/08	13
Vlade Divac	vs. LA Clippers	11/16/93	13
Earvin Johnson	vs. Houston	3/21/82	13
JaVale McGee	vs. Brooklyn	3/22/19	12
Shaquille O'Neal	vs. Orlando	3/15/04	12
Shaquille O'Neal	@ Dallas	4/18/00	12
Corie Blount	vs. LA Clippers	3/14/97	12
Happy Hairston	vs. Seattle	2/15/74	12

DEFENSIVE REBOUNDS

Kareem Abdul-Jabbar	vs. Detroit	12/14/75	29*
Shaquille O'Neal	vs. Milwaukee	3/21/04	25
Dwight Howard	vs. Denver	1/6/13	23
Kareem Abdul-Jabbar	@ New York	2/3/78	23
Kareem Abdul-Jabbar	vs. Kansas City	11/7/76	23
Andrew Bynum	@ San Antonio	4/11/12	22
Kareem Abdul-Jabbar	vs. Boston	12/28/75	22
Kareem Abdul-Jabbar	@ Seattle	12/27/75	22

FIELD GOALS ATTEMPTED

Elgin Baylor	vs. Philadelphia	12/2/61	55
Kobe Bryant	vs. Utah	4/13/16	50
Elgin Baylor	@ New York	11/15/60	48
Kobe Bryant	@ Boston	11/7/02	47
Elgin Baylor	vs. Boston	11/8/59	47
Kobe Bryant	vs. Toronto	1/22/06	46
Kobe Bryant	@ Charlotte (30T)	12/29/06	45
Elgin Baylor	@ Detroit	2/16/61	45
George Mikan	vs. Rochester	1/20/52	45

FIELD GOALS MADE

Wilt Chamberlain	vs. Phoenix	2/9/69	29
Kobe Bryant	vs. Toronto	1/22/06	28
Elgin Baylor	@ New York	11/15/60	28
Elgin Baylor	vs. Boston	11/8/59	25

3-POINT FIELD GOALS MADE

Kobe Bryant	vs. Seattle	1/7/03	12
Kobe Bryant	vs. Memphis	3/28/08	9
Kobe Bryant	@ Utah	3/22/05	9
Kobe Bryant	vs. Washington	3/28/03	9
K. Caldwell-Pope	at Milwaukee	3/19/19	8
K. Caldwell-Pope	@ New Orleans	3/22/18	8
K. Caldwell-Pope	@ Sacramento	2/24/18	8
Jordan Clarkson	vs. Minnesota	3/24/17	8
Nick Young	@ Cleveland	12/17/16	8
D'Angelo Russell	vs. Brooklyn	3/1/16	8
Jordan Farmer	vs. Sacramento	2/28/14	8
Kobe Bryant	@ Utah	3/16/07	8
Glen Rice	vs. Portland	5/5/99	8
Nick Van Exel	@ Dallas	3/4/97	8
Nick Van Exel	@ Denver	2/13/97	8
Nick Van Exel	@ Dallas	12/13/94	8

3-POINT FIELD GOALS ATTEMPTED

Kobe Bryant	vs. Utah	4/13/16	21
Kobe Bryant	vs. Seattle	1/7/03	18
Kobe Bryant	@ Philadelphia	12/1/15	17
Kobe Bryant	vs. Memphis	3/28/08	17
Nick Van Exel	vs. Utah	4/24/94	16
Nick Van Exel	@ Dallas	12/13/94	16
K. Caldwell-Pope	vs. Portland	4/9/19	15
Kobe Bryant	@ LA Clippers	1/7/06	15
Kobe Bryant	@ Utah	3/22/05	15
Chucky Atkins	vs. New Orleans	12/22/04	15
Nick Van Exel	@ Dallas	3/4/97	15

FREE THROWS MADE

Anthony Davis	vs. Memphis	10/29/19	26
Dwight Howard	@ Orlando	3/12/13	25
Kobe Bryant	@ New York	1/31/06	23
Kobe Bryant	@ Cleveland	1/30/01	23
Kobe Bryant	vs. Dallas	12/20/05	22
Larry Foust	vs. St. Louis	11/30/57	22
Kobe Bryant	@ Utah	2/26/07	21
Kobe Bryant	@ New York	2/2/09	20
Kobe Bryant	vs. Dallas	3/2/08	20
Kobe Bryant	vs. Phoenix	4/16/06	20
Jerry West	vs. San Francisco	1/21/66	20
Jerry West	@ New York	1/8/66	20
Jerry West	vs. Philadelphia	12/21/66	20
Jerry West	vs. San Francisco	10/30/65	20
Elgin Baylor	@ St. Louis	12/21/62	20
George Mikan	@ Chicago	12/3/49	20
George Mikan	@ Anderson	11/19/49	20

FREE THROWS ATTEMPTED

Dwight Howard	@ Orlando	3/12/13	39
Shaquille O'Neal	vs. Chicago	11/19/99	31
Wilt Chamberlain	@ Philadelphia	10/17/69	30
Jerry West	@ New York	10/17/64	30
Shaquille O'Neal	@ Golden State	3/14/02	28
Anthony Davis	vs. Memphis	10/29/19	27
Kobe Bryant	vs. Dallas	3/2/08	27
Kobe Bryant	vs. Houston	10/30/07	27
Kobe Bryant	@ New York	1/31/06	26
Kobe Bryant	@ Cleveland	1/31/01	26
Larry Foust	vs. St. Louis	11/30/57	26
Kobe Bryant	vs. Dallas	12/20/05	25

MOST FREE THROWS MADE W/OUT A MISS

Kobe Bryant	@ New York	2/2/09	20-20
Kobe Bryant	@ Portland	4/10/13	18-18
Earvin Johnson	vs. Utah	4/11/91	18-18
Jerry West	vs. New York	11/9/69	18-18
Jerry West	vs. Detroit	11/10/65	18-18
Kobe Bryant	vs. Golden State	12/29/09	16-16
Kobe Bryant	@ NO/Okla. City	3/23/07	16-16
Kobe Bryant	vs. LA Clippers	3/8/05	16-16
Earvin Johnson	vs. New Jersey	1/19/87	16-16
Earvin Johnson	vs. Houston	12/21/86	16-16
Jerry West	vs. San Francisco	1/11/67	16-16
Jerry West	vs. Baltimore	1/28/66	16-16
Elgin Baylor	vs. Syracuse	11/5/60	16-16

MOST FG MADE WITHOUT A MISS

Wilt Chamberlain	vs. Detroit	3/11/69	14-14
Kareem Abdul-Jabbar	vs. Phoenix	12/12/85	11-11
Mitch Kupchak	vs. San Antonio	11/20/81	11-11
Dwight Howard	@ Indiana	12/17/19	10-10
JaVale McGee	at Phoenix	3/2/19	10-10
Pau Gasol	vs. Golden State	11/21/10	10-10
Byron Scott	@ Dallas	2/26/86	10-10
Kareem Abdul-Jabbar	vs. Golden State	12/29/85	10-10

MOST 3-POINT FG MADE WITHOUT A MISS

Kobe Bryant	vs. Philadelphia	1/6/06	7-7
Nick Van Exel	vs. Vancouver	11/16/97	6-6
Matt Barnes	@ Minnesota	11/19/10	5-5
Vladimir Radmanovic	@ Phoenix	11/20/08	5-5
Derek Fisher	@ Memphis	1/8/08	5-5
Smush Parker	vs. Philadelphia	1/6/06	5-5
Rick Fox	vs. Houston	2/28/99	5-5
Nick Van Exel	@ Denver	12/3/97	5-5

* Denotes NBA Record

ALL-TIME SINGLE GAME HIGHS (OPPONENT)

POINTS

Wilt Chamberlain	Philadelphia	12/8/61	78
Wilt Chamberlain	San Francisco	11/3/62	72
Wilt Chamberlain	San Francisco	1/11/63	67
Wilt Chamberlain	Philadelphia	2/7/66	65
Wilt Chamberlain	San Francisco	12/14/62	63
Gilbert Arenas	Washington	12/17/06	60
Wilt Chamberlain	Philadelphia	12/29/61	60
Wilt Chamberlain	Philadelphia	12/1/61	60
Wilt Chamberlain	San Francisco	12/6/63	59
Jack Twyman	Cincinnati	1/15/60	59
Wilt Chamberlain	Philadelphia	10/20/61	57
Earl Monroe	Baltimore	2/13/68	56
Oscar Robertson	Cincinnati	12/18/64	56
Wilt Chamberlain	San Francisco	2/16/63	56
Wilt Chamberlain	Philadelphia	1/21/61	56
Wilt Chamberlain	Philadelphia	11/17/61	56
Wilt Chamberlain	San Francisco	11/2/63	55
Michael Jordan	Chicago	11/20/92	54
Allan Houston	New York	2/16/03	53
Wilt Chamberlain	Philadelphia	3/18/68	53
Willis Reed	New York	11/1/67	53
Wilt Chamberlain	Philadelphia	1/25/66	53
Wilt Chamberlain	San Francisco	11/23/62	53
Wilt Chamberlain	Philadelphia	1/5/60	52
Allen Iverson	Denver	12/5/07	51
Antawn Jamison	Golden State	12/6/00	51
James Harden	Houston	12/20/17	51
James Harden	Houston	12/13/18	50
Stephon Marbury	New Jersey	2/13/01	50
Adrian Dantley	Utah	11/27/79	50
Kareem Abdul-Jabbar	Milwaukee	3/17/73	50
Rick Barry	San Francisco	12/8/73	50
Wilt Chamberlain	San Francisco	1/10/64	50

REBOUNDS

Wilt Chamberlain	Philadelphia	1/21/61	45
Wilt Chamberlain	Philadelphia	12/8/61 (30T)	43
Bill Russell	Boston	1/20/63	43
Wilt Chamberlain	Philadelphia	11/29/60	38
Bill Russell	Boston	3/3/65	38
Nate Thurmond	San Francisco	12/20/66	37
Bill Russell	Boston	11/12/60	37
Wilt Chamberlain	San Francisco	2/19/63	36
Bill Russell	Boston	11/27/65	35
Bill Russell	Boston	3/3/59	35
Bob Pettit	St. Louis	1/6/59	35

ASSISTS

Bob Cousy	Boston	2/2/59	28
John Stockton	Utah	4/12/90	23
Kevin Porter	Detroit	3/30/79	23
John Stockton	Utah	1/8/87	22
Russell Westbrook	Oklahoma City	4/2/19	21
Chris Paul	New Orleans	11/6/07	21
Kevin Johnson	Phoenix	2/26/89	21
Kevin Porter	Washington	3/2/75	21
Steve Nash	Phoenix	3/22/11	20
Steve Nash	Phoenix	1/17/08	20
Isiah Thomas	Detroit	1/13/85	20
Kevin Porter	Detroit	1/15/78	20
Oscar Robertson	Cincinnati	2/19/61	20
Guy Rodgers	Philadelphia	12/1/60	20

STEALS

Larry Steele	Portland	11/16/74	10
Allen Iverson	Philadelphia	12/20/02	9
John Lucas	Golden State	3/30/80	9
Earl Tatum	Detroit	11/28/78	9
Larry Steele	Portland	3/5/74	9

BLOCKED SHOTS

Shawn Bradley	Dallas	3/4/97	10
Shawn Kemp	Seattle	1/18/91	10
David Robinson	San Antonio	2/20/90	10
Jermaine O'Neal	Toronto	2/4/09	9
Gheorghe Muresan	Washington	3/3/96	9
Dikembe Mutombo	Denver	11/11/94	9
Manute Bol	Philadelphia	3/5/93	9
Mark Eaton	Utah	12/22/82	9
Herb Williams	Indiana	1/15/82	9

FIELD GOALS ATTEMPTED

Wilt Chamberlain	Philadelphia	12/8/61 (30T)	62
Wilt Chamberlain	Philadelphia	12/30/59	51
Wilt Chamberlain	San Francisco	1/26/64	49
Wilt Chamberlain	San Francisco	11/3/62	48
Wilt Chamberlain	Philadelphia	11/17/61	48
Wilt Chamberlain	Philadelphia	11/27/60	48
Wilt Chamberlain	San Francisco	2/16/63 (20T)	47
Wilt Chamberlain	San Francisco	1/11/63	47
Wilt Chamberlain	Philadelphia	12/1/61	47

FIELD GOALS MADE

Wilt Chamberlain	Philadelphia	12/8/61 (30T)	31
Wilt Chamberlain	San Francisco	11/3/62	29
Wilt Chamberlain	Philadelphia	2/7/66	28
Wilt Chamberlain	San Francisco	1/11/63	28
Wilt Chamberlain	San Francisco	2/16/63 (20T)	26
Wilt Chamberlain	Philadelphia	1/21/61	25

FREE THROWS ATTEMPTED

Wilt Chamberlain	Philadelphia	12/8/61	31
Wilt Chamberlain	San Francisco	12/6/63	29
Gilbert Arenas	Washington	12/17/06	27
Dolph Schayes	Syracuse	1/17/51	27
Wilt Chamberlain	Philadelphia	12/2/61	26
Wilt Chamberlain	Philadelphia	12/1/61	26
Frank Selvy	Milwaukee	12/2/54	26
Dwight Howard	Houston	1/8/14	24
Corey Maggette	LA Clippers	4/12/07	24
Oscar Robertson	Cincinnati	12/03/65	24
Wilt Chamberlain	San Francisco	1/26/64	24
Walter Dukes	Detroit	11/19/60	24
Ed Macauley	St. Louis	2/17/57	24

FREE THROWS MADE

Frank Selvy	Milwaukee	12/2/54	24
Dolph Schayes	Syracuse	1/17/52	23
Oscar Robertson	Cincinnati	12/18/64	22
Gilbert Arenas	Washington	12/17/06 (OT)	21
Walter Dukes	Detroit	11/19/60	20
Oscar Robertson	Cincinnati	12/3/65	20

3-POINT FIELD GOALS ATTEMPTED

James Harden	Houston	1/19/19	19
Stephen Curry	Golden State	1/14/16	16
Jason Terry	Dallas	3/15/09	16
Stephen Curry	Golden State	4/12/13	15
Gilbert Arenas	Washington	2/3/07	15

3-POINT FIELD GOALS MADE

Klay Thompson	Golden State	1/21/19	10
Peja Stojakovic	New Orleans	11/6/07	10
Stephen Curry	Golden State	4/12/13	9
Chauncey Billups	Denver	2/5/10	9
Buddy Hield	Sacramento	8/13/20	8
James Harden	Houston	1/19/19	8
Eric Gordon	Houston	12/7/16	8
Rodney Hood	Utah	3/28/16	8
Stephen Curry	Golden State	1/14/16	8
Rafer Alston	Houston	3/16/08	8
DeShawn Stevenson	Washington	3/30/08	8
Vladimir Radmanovic	Seattle	1/25/05	8
Gilbert Arenas	Washington	2/28/04	8
Stephen Jackson	San Antonio	11/20/02	8

ALL-TIME LAKERS TRIPLE-DOUBLES

ALL-TIME LAKERS TRIPLE-DOUBLES (RECOGNIZED BY THE NBA SINCE 1979-80)

EARVIN "MAGIC" JOHNSON (138)

10/28/79	vs. GSW	15 Pts, 10 Reb, 10 Ast
11/11/79	vs. CLE	24 Pts, 16 Reb, 12 Ast
11/16/79	at DEN	20 Pts, 11 Reb, 11 Ast
2/5/80	at NYK	19 Pts, 10 Reb, 11 Ast
2/8/80	at NJN	19 Pts, 13 Reb, 13 Ast
3/16/80	vs. PHX	21 Pts, 13 Reb, 13 Ast
3/30/80	at GSW	16 Pts, 12 Reb, 10 Ast
10/15/80	at CKC	20 Pts, 12 Reb, 14 Ast
10/26/80	vs. SAS	24 Pts, 13 Reb, 11 Ast
11/4/80	vs. POR	20 Pts, 10 Reb, 12 Ast
3/10/81	vs. SAS	21 Pts, 16 Reb, 10 Ast
3/28/81	at UTA	41 Pts, 12 Reb, 11 Ast
3/29/81	vs. DEN	33 Pts, 15 Reb, 17 Ast
10/30/81	vs. HOU	27 Pts, 14 Reb, 12 Ast
11/3/81	at POR	10 Pts, 12 Reb, 10 Ast
11/8/81	vs. DAL	24 Pts, 10 Reb, 15 Ast
11/20/81	vs. SAS	20 Pts, 10 Reb, 16 Ast
11/29/81	vs. HOU	12 Pts, 11 Reb, 11 Ast
12/4/81	at DEN	24 Pts, 10 Reb, 11 Ast
12/8/81	vs. WAS	22 Pts, 10 Reb, 10 Ast
12/11/81	vs. POR	23 Pts, 12 Reb, 10 Ast
11/9/82	at DEN	22 Pts, 16 Reb, 12 Ast
1/22/82	vs. DET	26 Pts, 16 Reb, 14 Ast
2/2/82	vs. GSW	17 Pts, 14 Reb, 10 Ast
2/16/82	vs. SEA	11 Pts, 10 Reb, 18 Ast
2/26/82	vs. PHI	18 Pts, 10 Reb, 10 Ast
3/14/82	vs. DAL	13 Pts, 11 Reb, 13 Ast
3/23/82	vs. DAL	11 Pts, 15 Reb, 14 Ast
4/6/82	at HOU	23 Pts, 11 Reb, 10 Ast
4/14/82	vs. UTA	20 Pts, 11 Reb, 10 Ast
4/18/82	at PHX	15 Pts, 15 Reb, 12 Ast
10/29/82	vs. GSW	22 Pts, 10 Reb, 10 Ast
11/3/82	at DEN	17 Pts, 15 Reb, 13 Ast
11/7/82	vs. POR	14 Pts, 10 Reb, 10 Ast
11/21/82	vs. DEN	10 Pts, 10 Reb, 12 Ast
12/10/82	at UTA	19 Pts, 12 Reb, 13 Ast
1/5/83	at PHI	23 Pts, 12 Reb, 20 Ast
1/15/83	at ATL	13 Pts, 17 Reb, 21 Ast
2/8/83	at SEA	26 Pts, 10 Reb, 11 Ast
2/23/83	at BOS	20 Pts, 13 Reb, 10 Ast
3/5/83	at DET	21 Pts, 10 Reb, 16 Ast
3/12/83	vs. CHI	18 Pts, 12 Reb, 14 Ast
3/22/83	vs. SEA	23 Pts, 15 Reb, 11 Ast
3/25/83	vs. SAS	22 Pts, 12 Reb, 11 Ast
3/31/83	at DEN	22 Pts, 16 Reb, 12 Ast
4/5/83	at POR	11 Pts, 16 Reb, 13 Ast
11/2/83	at SDC	12 Pts, 11 Reb, 13 Ast
11/8/83	at DEN	29 Pts, 12 Reb, 14 Ast
11/13/83	vs. UTA	30 Pts, 13 Reb, 16 Ast
11/6/84	vs. SAS	19 Pts, 10 Reb, 12 Ast
1/21/84	at SAS	12 Pts, 12 Reb, 12 Ast
2/1/84	at DEN	10 Pts, 10 Reb, 17 Ast
2/5/84	at SAS	18 Pts, 10 Reb, 16 Ast
2/10/84	at WAS	13 Pts, 10 Reb, 13 Ast
2/12/84	vs. ATL	23 Pts, 10 Reb, 15 Ast
2/17/84	vs. DEN	33 Pts, 13 Reb, 16 Ast
2/22/84	at SEA	22 Pts, 13 Reb, 11 Ast
3/21/84	at CKC	24 Pts, 12 Reb, 19 Ast
3/29/84	vs. HOU	14 Pts, 11 Reb, 10 Ast
10/30/84	vs. GSW	16 Pts, 12 Reb, 10 Ast
11/1/84	at SEA	10 Pts, 10 Reb, 10 Ast
11/28/84	at UTA	20 Pts, 10 Reb, 14 Ast
12/4/84	at CLE	28 Pts, 10 Reb, 14 Ast
12/18/84	at ATL	25 Pts, 14 Reb, 20 Ast
12/21/84	vs. PHX	25 Pts, 10 Reb, 12 Ast
12/28/84	at DEN	21 Pts, 11 Reb, 14 Ast
12/29/84	vs. LAC	15 Pts, 10 Reb, 16 Ast
2/21/85	at CKC	15 Pts, 10 Reb, 17 Ast
2/26/85	vs. HOU	15 Pts, 11 Reb, 18 Ast
3/24/85	vs. DET	25 Pts, 10 Reb, 19 Ast
11/8/85	vs. DEN	19 Pts, 10 Reb, 12 Ast
11/29/85	vs. SEA	14 Pts, 16 Reb, 17 Ast
3/16/86	vs. HOU	19 Pts, 12 Reb, 12 Ast
12/16/86	at CLE	25 Pts, 11 Reb, 14 Ast

1/4/87	vs. UTA	26 Pts, 10 Reb, 11 Ast
1/22/87	at IND	29 Pts, 10 Reb, 11 Ast
2/27/87	vs. GSW	21 Pts, 10 Reb, 15 Ast
3/18/87	vs. UTA	27 Pts, 11 Reb, 19 Ast
3/22/87	vs. SAC	33 Pts, 12 Reb, 19 Ast
3/31/87	vs. HOU	21 Pts, 10 Reb, 13 Ast
4/2/87	at SEA	34 Pts, 10 Reb, 13 Ast
4/3/87	at POR	35 Pts, 10 Reb, 11 Ast
4/5/87	at DEN	23 Pts, 11 Reb, 10 Ast
4/10/87	vs. SAS	18 Pts, 12 Reb, 13 Ast
11/8/87	vs. HOU	23 Pts, 10 Reb, 12 Ast
12/4/87	at MIL	22 Pts, 10 Reb, 12 Ast
12/8/87	at NJN	13 Pts, 13 Reb, 14 Ast
1/13/88	at LAC	27 Pts, 11 Reb, 13 Ast
1/21/88	at DEN	18 Pts, 10 Reb, 14 Ast
2/4/88	at LAC	18 Pts, 10 Reb, 11 Ast
2/19/88	at ATL	29 Pts, 11 Reb, 19 Ast
3/6/88	at DAL	14 Pts, 10 Reb, 16 Ast
3/7/88	at PHI	22 Pts, 11 Reb, 17 Ast
4/12/88	vs. POR	23 Pts, 11 Reb, 13 Ast
4/13/88	at DEN	14 Pts, 11 Reb, 10 Ast
4/17/88	at HOU	19 Pts, 10 Reb, 12 Ast
11/22/88	at NYK	25 Pts, 12 Reb, 13 Ast
11/28/88	at PHI	32 Pts, 11 Reb, 20 Ast
12/2/88	vs. UTA	17 Pts, 12 Reb, 15 Ast
12/7/88	vs. PHX	19 Pts, 12 Reb, 18 Ast
12/10/88	at IND	32 Pts, 11 Reb, 13 Ast
12/13/88	at CLE	31 Pts, 12 Reb, 13 Ast
12/28/88	vs. PHI	26 Pts, 10 Reb, 18 Ast
1/16/89	vs. HOU	17 Pts, 13 Reb, 18 Ast
1/24/89	vs. NYK	26 Pts, 11 Reb, 11 Ast
1/27/89	vs. CHI	12 Pts, 10 Reb, 10 Ast
1/31/89	at HOU	17 Pts, 11 Reb, 10 Ast
3/13/89	vs. HOU	19 Pts, 12 Reb, 11 Ast
3/17/89	vs. DAL	31 Pts, 12 Reb, 13 Ast
3/23/89	at SAC	25 Pts, 10 Reb, 14 Ast
3/26/89	vs. PHX	34 Pts, 10 Reb, 18 Ast
4/1/89	at DEN	20 Pts, 17 Reb, 15 Ast
4/18/89	vs. DEN	24 Pts, 17 Reb, 17 Ast
11/9/89	at GSW	19 Pts, 10 Reb, 10 Ast
11/19/89	vs. WAS	25 Pts, 10 Reb, 14 Ast
12/7/89	vs. PHX	18 Pts, 11 Reb, 12 Ast
12/19/89	at CHI	18 Pts, 12 Reb, 10 Ast
1/12/90	vs. HOU	31 Pts, 11 Reb, 11 Ast
2/6/90	at POR	24 Pts, 10 Reb, 15 Ast
2/21/90	at DEN	17 Pts, 11 Reb, 17 Ast
3/9/90	vs. GSW	33 Pts, 13 Reb, 16 Ast
3/30/90	vs. POR	25 Pts, 10 Reb, 14 Ast
4/13/90	vs. GSW	21 Pts, 10 Reb, 13 Ast
4/15/90	vs. HOU	25 Pts, 11 Reb, 11 Ast
11/1/90	vs. NYK	24 Pts, 15 Reb, 14 Ast
11/15/90	at HOU	24 Pts, 10 Reb, 16 Ast
11/19/90	at DEN	21 Pts, 10 Reb, 11 Ast
12/1/90	at PHX	25 Pts, 12 Reb, 15 Ast
12/4/90	vs. DET	21 Pts, 12 Reb, 14 Ast
12/30/90	vs. PHI	34 Pts, 13 Reb, 13 Ast
1/11/91	vs. CLE	27 Pts, 10 Reb, 14 Ast
2/19/91	at HOU	18 Pts, 10 Reb, 17 Ast
2/21/91	at DAL	21 Pts, 10 Reb, 12 Ast
3/12/91	at MIA	21 Pts, 11 Reb, 14 Ast
3/25/91	at SAC	19 Pts, 12 Reb, 14 Ast
3/29/91	vs. POR	23 Pts, 10 Reb, 12 Ast
4/2/91	at SAS	30 Pts, 12 Reb, 10 Ast
2/14/96	vs. ATL	15 Pts, 10 Reb, 13 Ast

KOBE BRYANT (21)

1/15/01	vs. VAN	26 Pts, 11 Reb, 11 Ast
2/16/01	at CHA	25 Pts, 10 Reb, 10 Ast
2/12/02	vs. WAS	23 Pts, 11 Reb, 15 Ast
11/1/02	at LAC	33 Pts, 15 Reb, 12 Ast
11/3/02	vs. POR	33 Pts, 14 Reb, 12 Ast
11/24/02	vs. MIL	15 Pts, 11 Reb, 11 Ast
12/3/02	vs. MEM	24 Pts, 10 Reb, 11 Ast
1/10/03	vs. CLE	21 Pts, 10 Reb, 11 Ast
2/28/04	at WAS	25 Pts, 14 Reb, 10 Ast
11/19/04	at PHX	29 Pts, 11 Reb, 10 Ast
12/3/04	vs. GSW	10 Pts, 12 Reb, 10 Ast
12/8/04	vs. PHX	20 Pts, 14 Reb, 11 Ast
12/17/04	vs. WAS	36 Pts, 10 Reb, 14 Ast
4/7/05	vs. HOU	19 Pts, 10 Reb, 10 Ast
1/16/09	vs. ORL	28 Pts, 13 Reb, 11 Ast
1/21/09	at LAC	18 Pts, 10 Reb, 12 Ast
11/3/10	at SAC	30 Pts, 10 Reb, 12 Ast
11/18/12	vs. HOU	22 Pts, 11 Reb, 11 Ast
4/2/13	vs. DAL	23 Pts, 11 Reb, 11 Ast
11/30/14	vs. TOR	31 Pts, 11 Reb, 12 Ast
12/30/14	at DEN	23 Pts, 11 Reb, 11 Ast

LEBRON JAMES (21)

10/25/18	vs. DEN	28 Pts, 11 Reb, 11 Ast
12/15/18	at CHO	24 Pts, 12 Reb, 11 Ast
12/21/18	vs. NOP	22 Pts, 12 Reb, 14 Ast
2/7/19	at BOS	28 Pts, 12 Reb, 12 Ast
2/12/19	at ATL	28 Pts, 11 Reb, 16 Ast
2/25/19	at MEM	24 Pts, 12 Reb, 11 Ast
3/9/19	vs. BOS	30 Pts, 10 Reb, 12 Ast
3/24/19	vs. SAC	29 Pts, 11 Reb, 11 Ast
11/1/19	at DAL	39 Pts, 12 Reb, 16 Ast
11/3/19	at SAS	21 Pts, 11 Reb, 13 Ast
11/5/19	at CHI	30 Pts, 10 Reb, 11 Ast
11/10/19	vs. TOR	13 Pts, 13 Reb, 15 Ast
11/19/19	vs. OKC	25 Pts, 11 Reb, 10 Ast
12/11/19	at ORL	25 Pts, 11 Reb, 10 Ast
12/19/19	at MIL	21 Pts, 12 Reb, 11 Ast
1/1/20	vs. PHX	31 Pts, 13 Reb, 12 Ast
1/5/20	vs. DET	21 Pts, 14 Reb, 11 Ast
1/23/20	at BKN	27 Pts, 11 Reb, 10 Ast
2/1/20	at SAC	15 Pts, 10 Reb, 11 Ast
2/12/20	at DEN	32 Pts, 12 Reb, 14 Ast
3/1/20	at NOP	34 Pts, 12 Reb, 13 Ast

PAU GASOL (5)

2/17/09	vs. ATL	12 Pts, 13 Reb, 10 Ast
11/7/10	vs. POR	20 Pts, 14 Reb, 10 Ast
4/18/12	at GSW	22 Pts, 11 Reb, 11 Ast
4/12/13	vs. GSW	26 Pts, 11 Reb, 10 Ast
4/17/13	vs. HOU	17 Pts, 20 Reb, 11 Ast

JULIUS RANDLE (5)

3/25/16	vs. DEN	13 Pts, 18 Reb, 10 Ast
11/15/16	vs. BKN	17 Pts, 14 Reb, 10 Ast
1/3/17	vs. MEM	19 Pts, 14 Reb, 11 Ast
3/7/17	at DAL	13 Pts, 18 Reb, 10 Ast
2/23/18	vs. DAL	18 Pts, 13 Reb, 10 Ast

VLADE DIVAC (4)

2/15/94	vs. LAL	14 Pts, 16 Reb, 12 Ast
3/10/94	vs. DAL	22 Pts, 17 Reb, 12 Ast
1/8/95	vs. MIA	21 Pts, 11 Reb, 10 Ast
4/5/96	vs. VAN	10 Pts, 10 Reb, 13 Ast

LAMAR ODOM (4)

4/11/06	vs. GSW	15 Pts, 13 Reb, 10 Ast
4/14/06	vs. POR	16 Pts, 12 Reb, 12 Ast
4/3/07	vs. DEN	17 Pts, 14 Reb, 12 Ast
2/13/08	at MIN	10 Pts, 16 Reb, 10 Ast

TRIPLE-DOUBLES (CONT.) / 4-PT. PLAYS / SCORE MARGINS

ALL-TIME LAKERS TRIPLE-DOUBLES (RECOGNIZED BY THE NBA SINCE 1979-80)

KAREEM ABDUL-JABBAR (3)

11/25/79 vs. KCK 25 Pts, 15 Reb, 11 Blk
 1/18/80 vs. ATL 28 Pts, 15 Reb, 10 Blk
 1/22/82 vs. DET 19 Pts, 10 Reb, 10 Blk

STEVE BLAKE (1)

2/5/14 at CLE 11 Pts, 10 Reb, 15 Ast

SAM PERKINS (1)

1/24/93 at WAS 16 Pts, 13 Reb, 10 Ast

KARL MALONE (1)

11/28/03 vs. SAS 10 Pts, 11 Reb, 10 Ast

RAJON RONDO (1)

3/4/19 vs. LAC 24 Pts, 10 Reb, 12 Ast

LONGO BALL (3)

11/19/17 vs. DEN 11 Pts, 16 Reb, 11 Ast
 11/11/17 at MIL 19 Pts, 12 Reb, 13 Ast
 12/15/18 at CHA 16 Pts, 10 Reb, 10 Ast

GARY PAYTON (1)

3/2/04 vs. ATL 23 Pts, 10 Reb, 10 Ast

LAKERS FOUR-POINT PLAYS (SINCE 1978-79 SEASON)

Player	Date	Opp.	Player	Date	Opp.	Player	Date	Opp.
Anthony Davis	8/3/20	@ UTA	Kobe Bryant	2/6/16	@ SAS	Kobe Bryant	4/2/08	vs. POR
Dion Waiters	8/1/20	@ TOR	D'Angelo Russell	1/23/16	@ POR	Kobe Bryant	2/13/08	@ MIN
Anthony Davis	1/31/20	vs. POR	Jordan Clarkson	1/12/16	vs. NOP	Kobe Bryant	3/25/07	vs. GSW
Danny Green	1/20/20	@ BOS	Kobe Bryant	12/22/15	@ DEN	Sasha Vujacic	3/25/07	vs. GSW
Troy Daniels	1/15/20	vs. ORL	Kobe Bryant	12/15/15	vs. MIL	Kobe Bryant	4/6/06	@ DEN
Anthony Davis	12/6/19	@ POR	Ryan Kelly	3/4/15	@ MIA	Sasha Vujacic	11/29/05	@ SAS
Anthony Davis	11/22/19	@ OKC	Wayne Ellington	1/27/15	vs. WAS	Kobe Bryant	12/16/04	@ SAC
Danny Green	10/22/19	@ LAC	Nick Young	1/19/15	@ PHX	Derek Fisher	1/19/04	vs. PHX
Reggie Bullock	3/14/19	@ TOR	Nick Young	1/7/15	vs. LAC	Kobe Bryant	4/24/03	vs. MIN^
Josh Hart	12/30/18	vs. SAC	Nick Young	12/21/14	@ SAC	Kobe Bryant	3/20/03	@ SAC
K. Caldwell-Pope	12/28/18	vs. LAC	Nick Young	12/9/14	vs. SAC	Kobe Bryant	5/24/02	vs. SAC^
K. Caldwell-Pope	4/4/18	vs. SAS	Nick Young	4/2/14	@ SAC	Derek Fisher	3/17/02	vs. DAL
K. Caldwell-Pope	3/24/18	@ MEM	Nick Young	3/25/14	vs. NYK	Derek Fisher	2/15/02	vs. ATL
Isaiah Thomas	3/14/18	@ GSW	Nick Young	3/23/14	vs. ORL	Mitch Richmond	1/4/02	vs. PHX
Jordan Clarkson	1/19/18	vs. IND	Ryan Kelly	3/6/14	vs. LAC	Kobe Bryant	11/27/00	@ LAC
K. Caldwell-Pope	11/8/17	@ BOS	Ryan Kelly	1/31/14	vs. CHA	Glen Rice	6/14/00	@ IND^
Jordan Clarkson	10/22/17	vs. NOP	Nick Young	12/25/13	vs. MIA	Eddie Jones	11/19/97	vs. MIN
Jordan Clarkson	10/20/17	@ PHX	Nick Young	12/21/13	@ GSW	Eddie Jones	11/13/97	@ SAS
Jordan Clarkson	3/24/17	vs. MIN	Nick Young	12/20/13	vs. MIN	Derek Fisher	12/27/96	vs. BOS
Jordan Clarkson	3/13/17	@ DEN	Xavier Henry	12/1/13	vs. POR	Nick Van Exel	12/21/96	vs. MIN
Nick Young	2/10/17	@ MIL	Nick Young	11/13/13	@ DEN	Anthony Peeler	11/19/95	vs. LAC
Nick Young	2/10/17	@ MIL	Kobe Bryant	3/5/13	@ OKC	Cedric Ceballos	4/20/95	@ POR
Lou Williams	2/6/17	@ NYK	Jodie Meeks	2/14/13	vs. LAC			
Lou Williams	1/25/17	@ POR	Kobe Bryant	12/7/12	@ OKC			
Lou Williams	1/15/17	vs. DET	Kobe Bryant	12/29/11	vs. NYK			
Nick Young	12/22/16	@ MIA	Lamar Odom	1/19/11	@ DAL			
Nick Young	11/27/16	vs. ATL	Matt Barnes	11/19/10	@ MIN			
Lou Williams	11/22/16	vs. OKC	Kobe Bryant	11/3/10	@ SAC			
Nick Young	11/18/16	vs. SAS	Kobe Bryant	2/23/10	@ MEM			
Nick Young	11/6/16	vs. PHX	Kobe Bryant	1/8/10	@ POR			
Lou Williams	11/1/16	@ IND	Sasha Vujacic	11/8/09	vs. NOH			
D'Angelo Russell	10/26/16	vs. HOU	Kobe Bryant	6/9/09	@ ORL^			
Lou Williams	3/23/16	@ PHX	Sasha Vujacic	1/4/09	vs. POR			
Jordan Clarkson	2/22/16	@ MIL	Derek Fisher	12/9/08	@ SAC			
Lou Williams	2/19/16	vs. SAS	Sasha Vujacic	5/27/08	@ SAS^			
Kobe Bryant	2/10/16	@ CLE	Sasha Vujacic	4/4/08	vs. DAL			

LARGEST MARGIN OF VICTORY*

Date	Opponent	Score	Margin
3/19/72	vs. Golden State	162-99	63
11/12/66	vs. Detroit	144-88	56
1/11/11	vs. Cleveland	112-57	55
2/3/67	vs. San Francisco	129-80	49
11/23/88	at Miami	138-91	47
12/16/51	vs. Milwaukee	99-52	47
1/9/04	vs. Atlanta	113-67	46
2/4/00	vs. Utah	113-67	46
3/5/86	vs. Utah	130-84	46
11/13/79	at San Diego	137-91	46

LARGEST MARGIN OF DEFEAT*

Date	Opponent	Score	Margin
1/22/17	at Dallas	73-122	49
3/28/16	at Utah	75-123	48
3/6/14	vs. L.A. Clippers	94-142	48
1/9/95	at Portland	129-83	46
11/11/55	at Boston	75-119	44
11/23/16	at Golden State	106-149	43
2/14/59	at St. Louis	139-96	43
2/5/19	at Indiana	136-94	42
4/22/90	at Portland	130-88	42
1/12/17	at San Antonio	134-94	40
12/19/15	at Oklahoma City	78-118	40

^ Playoffs; * Regular Season Only

WINNING / LOSING STREAKS

ALL-TIME LONGEST REGULAR SEASON WIN STREAKS

PROFESSIONAL SPORTS HISTORY



33

1971-72
Los Angeles Lakers



LONGEST WIN STREAK (SINGLE SEASON)

33*, 1971-72	13, 1972-73	11, 1972-73	10, 1998-99
19, 1999-00	11, 2009-10	11, 1962-63	10, 1987-88
16, 1999-00	11, 2003-04	11, 1953-54	10, 1986-87
16, 1990-91	11, 1999-00	10, 2019-20	10, 1984-85
15, 1987-88	11, 1997-98	10, 2007-08	10, 1953-54
14, 1978-79	11, 1986-87	10, 2003-04	10, 1948-49
14, 1949-50			

LONGEST HOME WIN STREAK (SINGLE SEASON)

27, 1949-50	17, 1988-89	15, 2002-03	14, 1990-91
21, 1976-77	17, 1984-85	15, 2001-02	14, 1952-53
18, 1979-80	17, 1971-72	15, 1986-87	
18, 1950-51	15, 2008-09	14, 1999-00 ^A	

LONGEST HOME WIN STREAK (COMBINED SEASONS)

30, 1949-50 - 1950-51
27, 2002-03 - 2003-04
24, 1987-88 - 1988-89

LONGEST ROAD WIN STREAK (SINGLE SEASON)

16*, 1971-72	8, 1999-00	7, 1999-00	7, 1990-91
14, 2019-20	7, 2008-09	7, 1997-98	7, 1987-88 ^A
12, 1972-73	7, 2007-08	7, 1995-96	7, 1961-62
10, 1999-00			

LONGEST LOSING STREAK (SINGLE SEASON)

10, 2015-16	8, 1957-58	7, 1991-92
10, 1993-94	8, 1956-57	7, 1957-58 ^A
9, 2014-15	7, 2015-16	
8, 2016-17 ^A	7, 2014-15	
8, 2015-16	7, 2013-14	
8, 2004-05	7, 2006-07	

LONGEST HOME LOSING STREAK (SINGLE SEASON)

9, 2017-18	6, 1992-93	5, 2004-05
9, 2016-17	5, 2018-19	5, 1993-94 ^A
8, 2013-14	5, 2014-15 ^A	4, 2015-16
6, 2015-16	5, 2006-07	4, 1991-92

LONGEST ROAD LOSING STREAK (SINGLE SEASON)

13, 2015-16	9, 2004-05	8, 2012-13
12, 2016-17	9, 2003-04	8, 1988-89
11, 2014-15	9, 1960-61	8, 1974-75
10, 1963-64	9, 1956-57 ^A	



26

1916
New York Giants



17

1992-93
Pittsburgh Penguins



23

2008-09
Indianapolis Colts



LAKERS OWN PROFESSIONAL SPORTS ALL-TIME WINNING STREAK

The 1971-72 Los Angeles Lakers posted a record of 69-13, now tied for the third-best regular season record in NBA history. The team won a still-standing professional sports record 33 consecutive games from November 5, 1971 through January 7, 1972. The following is a game-by-game list of each victory:

Nov. 5 vs. Baltimore	110-106	Nov. 25 at Seattle	139-115	Dec. 18 at Phoenix	132-106
Nov. 6 at Golden State	105-89	Nov. 26 vs. Detroit	132-113	Dec. 19 vs. Philadelphia	154-132
Nov. 7 vs. New York	103-96	Nov. 28 vs. Seattle	138-121	Dec. 21 at Buffalo	117-103
Nov. 9 at Chicago	122-109	Dec. 1 at Boston	124-111	Dec. 22 at Baltimore	127-120
Nov. 10 at Philadelphia	143-103	Dec. 3 at Philadelphia	131-116	Dec. 26 vs. Houston	137-115
Nov. 12 vs. Seattle	115-107	Dec. 5 vs. Portland	123-107	Dec. 28 vs. Buffalo	105-87
Nov. 13 at Portland	130-108	Dec. 8 at Houston	125-120	Dec. 30 at Seattle	122-106
Nov. 14 vs. Boston	128-115	Dec. 9 at Golden State	124-111	Jan. 2 vs. Boston	122-113
Nov. 16 vs. Cleveland	108-90	Dec. 10 vs. Phoenix	126-117	Jan. 5 at Cleveland	113-103
Nov. 19 vs. Houston	106-99	Dec. 12 vs. Atlanta	105-95	Jan. 7 at Atlanta	134-90
Nov. 21 vs. Milwaukee	112-105	Dec. 14 at Portland	129-114	Jan. 9 at Milwaukee	104-120 (L)
		Dec. 17 vs. Golden State	129-99		

* NBA Record; ^A Twice

SEASON-BY-SEASON LEADERS

SCORING

	G	PTS	AVG
1948-49	60	1698*	28.3*
1949-50	68	1865*	27.4*
1950-51	68	1932*	28.4*
1951-52	64	1523	23.8
1952-53	70	1442	20.6
1953-54	72	1306	18.1
1954-55	71	1327	18.7
1955-56	71	1526	21.5
1956-57	69	1434	20.8
1957-58	71	1248	17.3
1958-59	70	1742	24.9
1959-60	70	2074	29.6
1960-61	73	2538	34.8
1961-62	75	2310	30.8
1962-63	80	2719	34.0
1963-64	72	2064	28.7
1964-65	74	2292	31.0
1965-66	79	2476	31.3
1966-67	66	1892	28.7
1967-68	76	2002	26.0
1968-69	77	1881	24.8
1969-70 [^]	74	2309	31.2*
1970-71 [^]	69	1859	26.9
1971-72 [^]	82	2127	25.9
1972-73 [^]	76	1814	23.9
1973-74 [^]	82	2076	25.3
1974-75 [^]	72	1630	22.6
1975-76 [^]	82	2275	27.7
1976-77 [^]	82	2152	26.2
1977-78 [^]	82	1600	25.8
1978-79 [^]	80	1903	23.8
1979-80 [^]	82	2034	24.8
1980-81 [^]	80	2095	26.2
1981-82 [^]	76	1818	23.9
1982-83 [^]	79	1722	21.8
1983-84 [^]	80	1717	21.5
1984-85 [^]	79	1735	22.0
1985-86 [^]	79	1846	23.4
1986-87 [^]	80	1909	23.9
1987-88 [^]	81	1754	21.7
1988-89 [^]	77	1730	22.5
1989-90 [^]	79	1765	22.3
1990-91 [^]	78	1670	21.4
1991-92 [^]	82	1240	15.1
1992-93 [^]	82	1235	15.1
1993-94 [^]	79	1123	14.2
1994-95 [^]	80	1348	16.9
1995-96 [^]	78	1656	21.2
1996-97 [^]	80	1374	17.2
1997-98 [^]	60	1699	28.3
1998-99 [^]	49	1289*	26.3
1999-00 [^]	79	2344*	29.7*
2000-01 [^]	74	2125	28.7
2001-02 [^]	67	1822	27.2
2002-03 [^]	82	2461*	30.0
2003-04 [^]	65	1557	24.0
2004-05 [^]	66	1819	27.6
2005-06 [^]	80	2832*	35.4*
2006-07 [^]	77	2430*	31.6*
2007-08 [^]	82	2323*	28.3
2008-09 [^]	82	2201	26.8
2009-10 [^]	73	1970	27.0
2010-11 [^]	82	2078	25.3
2011-12 [^]	58	1616	27.9
2012-13 [^]	78	2133	27.3
2013-14 [^]	64	1144	17.9
2014-15 [^]	70	841	12.0
2015-16 [^]	66	1161	17.6
2016-17 [^]	58	1078	18.6
2017-18 [^]	82	1323	16.1
2018-19 [^]	70	1308	18.7
2019-20 [^]	62	1618	26.1

(70% of games or annual NBA league leader statistical minimums used for averages)

ASSISTS

	G	AST	AVG
1948-49	60	218	3.6
1949-50	66	252	3.8
1950-51	68	235	3.5
1951-52	66	249	3.8
1952-53	70	250	3.6
1953-54	69	253	3.7
1954-55	72	427	5.9
1955-56	72	445	6.2
1956-57	72	201	2.8
1957-58	66	218	3.3
1958-59	70	287	4.1
1959-60	73	338	4.6
1960-61	73	371	5.1
1961-62	75	402	5.4
1962-63	80	386	4.8
1963-64	72	403	5.6
1964-65	74	364	4.9
1965-66	79	480	6.1
1966-67	66	447	6.8
1967-68	77	355	4.6
1968-69	61	423	6.9
1969-70 [^]	74	554	7.5
1970-71 [^]	69	655	9.5
1971-72 [^]	77	747	9.7*
1972-73 [^]	69	607	8.8
1973-74 [^]	71	379	5.3
1974-75 [^]	72	420	5.8
1975-76 [^]	75	421	5.6
1976-77 [^]	78	405	5.2
1977-78 [^]	81	553	6.8
1978-79 [^]	82	737	9.0
1979-80 [^]	82	642	7.8
1980-81 [^]	79	696	8.8
1981-82 [^]	78	743	9.5
1982-83 [^]	79	829*	10.5*
1983-84 [^]	67	875	13.1*
1984-85 [^]	77	968	12.6
1985-86 [^]	72	907*	12.6*
1986-87 [^]	80	977*	12.2*
1987-88 [^]	72	858	11.9
1988-89 [^]	77	988	12.8
1989-90 [^]	79	907	11.5
1990-91 [^]	79	989	12.5
1991-92 [^]	82	593	7.2
1992-93 [^]	82	564	6.9
1993-94 [^]	81	466	5.8
1994-95 [^]	80	660	8.3
1995-96 [^]	74	509	6.9
1996-97 [^]	79	672	8.5
1997-98 [^]	64	442	6.9
1998-99 [^]	45	187	4.2
1999-00 [^]	79	299	3.8
2000-01 [^]	74	277	3.7
2001-02 [^]	80	438	5.5
2002-03 [^]	82	481	5.9
2003-04 [^]	82	449	5.5
2004-05 [^]	82	358	4.4
2005-06 [^]	80	443	5.5
2006-07 [^]	77	413	5.4
2007-08 [^]	82	441	5.4
2008-09 [^]	82	399	4.9
2009-10 [^]	73	365	5.0
2010-11 [^]	82	388	4.7
2011-12 [^]	58	264	4.6
2012-13 [^]	78	469	6.0
2013-14 [^]	60	201	3.4
2014-15 [^]	74	339	4.6
2015-16 [^]	80	266	3.3
2016-17 [^]	83	303	3.8
2017-18 [^]	59	230	3.9
2018-19 [^]	59	230	3.9
2019-20 [^]	67	684	10.2*

(70% of games or annual NBA league leader statistical minimums used for averages)

REBOUNDS

	G	REB	AVG
1948-49	-	-	-
1949-50	-	-	-
1950-51	68	958	14.1
1951-52	64	866	13.5*
1952-53	70	1007*	14.4*
1953-54	72	1028	14.3
1954-55	70	802	11.5
1955-56	71	992	14.0
1956-57	69	932	13.5
1957-58	72	876	12.2
1958-59	70	1050	15.0
1959-60	70	1150	15.0
1960-61	73	1447	19.8
1961-62	78	992	18.6
1962-63	80	1146	14.3
1963-64	78	936	12.0
1964-65	74	950	12.8
1965-66	80	735	9.2
1966-67	81	1080	13.3
1967-68	77	941	12.2
1968-69	71	1712*	21.1*
1969-70 [^]	74	742	9.1
1970-71 [^]	82	1693*	18.2*
1971-72 [^]	82	1572*	19.2*
1972-73 [^]	82	1526*	18.6*
1973-74 [^]	87	1040	13.5
1974-75 [^]	74	946	12.8
1975-76 [^]	82	1383*	16.9*
1976-77 [^]	82	1090*	13.3*
1977-78 [^]	82	801	12.9
1978-79 [^]	80	1025	12.8
1979-80 [^]	82	886	10.8
1980-81 [^]	80	821	10.3
1981-82 [^]	78	751	9.6
1982-83 [^]	79	683	8.6
1983-84 [^]	80	587	7.3
1984-85 [^]	79	622	7.9
1985-86 [^]	77	566	7.4
1986-87 [^]	79	615	7.8
1987-88 [^]	82	710	8.7
1988-89 [^]	82	739	9.0
1989-90 [^]	82	712	8.7
1990-91 [^]	82	666	8.1
1991-92 [^]	82	762	9.3
1992-93 [^]	82	729	8.9
1993-94 [^]	79	851	10.8
1994-95 [^]	80	829	10.4
1995-96 [^]	79	679	8.6
1996-97 [^]	77	615	8.0
1997-98 [^]	72	542	7.5
1998-99 [^]	49	525	10.7
1999-00 [^]	79	1078	13.6
2000-01 [^]	74	940	12.7
2001-02 [^]	81	479	5.9
2002-03 [^]	82	564	6.9
2003-04 [^]	82	342	4.2
2004-05 [^]	75	502	6.7
2005-06 [^]	80	738	9.2
2006-07 [^]	82	484	5.9
2007-08 [^]	77	819	10.6
2008-09 [^]	81	780	9.6
2009-10 [^]	82	802	9.8
2010-11 [^]	82	836	10.2
2011-12 [^]	60	709	11.8
2012-13 [^]	76	945	12.4*
2013-14 [^]	60	580	9.7
2014-15 [^]	79	600	7.6
2015-16 [^]	81	829	10.2
2016-17 [^]	74	636	8.6
2017-18 [^]	82	653	8.0
2018-19 [^]	75	566	7.5
2019-20 [^]	62	577	9.3

(70% of games or annual NBA league leader statistical minimums used for averages)

* Denotes NBA Leader / ^ Based on per-game average while meeting annual NBA league leader minimums

SEASON-BY-SEASON LEADERS

BLOCKED SHOTS

		G	BS	AVG
1973-74 [^]	Smith	81	393*	4.85*
1974-75 [^]	Smith	74	216	2.92
1975-76 [^]	Abdul-Jabbar	82	338*	4.12*
1976-77 [^]	Abdul-Jabbar	82	261*	3.18
1977-78 [^]	Abdul-Jabbar	62	185	2.98
1978-79 [^]	Abdul-Jabbar	80	316*	3.95*
1979-80 [^]	Abdul-Jabbar	82	280*	3.41*
1980-81 [^]	Abdul-Jabbar	80	228	2.85
1981-82 [^]	Abdul-Jabbar	76	207	2.72
1982-83 [^]	Abdul-Jabbar	79	170	2.15
1983-84 [^]	Abdul-Jabbar	80	143	1.79
1984-85 [^]	Abdul-Jabbar	79	162	2.05
1985-86 [^]	Abdul-Jabbar	79	130	1.65
1986-87 [^]	Abdul-Jabbar	78	97	1.24
1987-88 [^]	Abdul-Jabbar	80	92	1.15
1988-89 [^]	Abdul-Jabbar	74	85	1.15
1989-90 [^]	Divac	82	114	1.39
1990-91 [^]	Divac	82	127	1.55
1991-92 [^]	Campbell	81	159	1.96
1992-93 [^]	Divac	82	140	1.71
1993-94 [^]	Campbell	76	146	1.92
1994-95 [^]	Divac	80	174	2.18
1995-96 [^]	Campbell	82	212	2.59
1996-97 [^]	O'Neal	51	147	2.88
1997-98 [^]	O'Neal	60	144	2.40
1998-99 [^]	O'Neal	49	82	1.67
1999-00 [^]	O'Neal	79	239	3.03
2000-01 [^]	O'Neal	74	204	2.76
2001-02 [^]	O'Neal	67	137	2.04
2002-03 [^]	O'Neal	67	159	2.37
2003-04 [^]	O'Neal	67	166	2.48
2004-05 [^]	Mihm	75	108	1.44
2005-06 [^]	Odom	80	64	0.80
2006-07 [^]	Bynum	82	128	1.20
2007-08 [^]	Turiaf	78	108	1.38
2008-09 [^]	Odom	78	98	1.26
2009-10 [^]	Gasol	65	113	1.74
2010-11 [^]	Bynum	54	106	1.96
2011-12 [^]	Bynum	60	116	1.93
2012-13 [^]	Howard	76	186	2.45
2013-14 [^]	Gasol	60	92	1.53
2014-15 [^]	Davis	79	98	1.24
2015-16 [^]	Hibbert	81	110	1.36
2016-17 [^]	Black	67	44	0.66
2017-18 [^]	Lopez	72	98	1.36
2018-19 [^]	McGee	75	148	1.97
2019-20 [^]	Davis	62	143	2.31

(70% of games or annual NBA league leader statistical minimums used for averages)

STEALS

		G	STL	AVG
1973-74 [^]	Price	82	157	1.91
1974-75 [^]	Goodrich	72	102	1.42
1975-76 [^]	Goodrich	75	123	1.64
1976-77 [^]	Chaney	81	140	1.73
1977-78 [^]	Nixon	81	138	1.70
1978-79 [^]	Nixon	82	201*	2.45
1979-80 [^]	Johnson	77	187	2.43
1980-81 [^]	Johnson	37	127	3.43*
1981-82 [^]	Johnson	78	208	2.67*
1982-83 [^]	Johnson	79	176	2.23
1983-84 [^]	Johnson	67	150	2.24
1984-85 [^]	Johnson	77	113	1.47
1985-86 [^]	Johnson	72	113	1.57
1986-87 [^]	Johnson	80	138	1.73
1987-88 [^]	Scott	81	155	1.91
1988-89 [^]	Johnson	77	138	1.79
1989-90 [^]	Johnson	79	132	1.67
1990-91 [^]	Worthy	78	104	1.33
1991-92 [^]	Threatt	82	168	2.05
1992-93 [^]	Threatt	82	142	1.73
1993-94 [^]	Lynch	71	102	1.44
1994-95 [^]	Jones	64	131	2.05
1995-96 [^]	Jones	70	129	1.84
1996-97 [^]	Jones	80	189	2.36
1997-98 [^]	Jones	80	160	2.00
1998-99 [^]	Bryant	50	72	1.44

STEALS (CONTINUED)

		G	STL	AVG
1999-00 [^]	Horry	76	84	1.11
2000-01 [^]	Fox	82	70	0.85
2001-02 [^]	Bryant	80	118	1.48
2002-03 [^]	Bryant	82	181	2.21
2003-04 [^]	Fisher	82	103	1.26
2004-05 [^]	Butler	77	110	1.43
2005-06 [^]	Bryant	80	147	1.84
2006-07 [^]	Parker	82	119	1.45
2007-08 [^]	Bryant	82	151	1.84
2008-09 [^]	Ariza	82	137	1.67
2009-10 [^]	Bryant	73	113	1.55
2010-11 [^]	World Peace	82	124	1.51
2011-12 [^]	Bryant	58	69	1.19
2012-13 [^]	World Peace	75	122	1.63
2013-14 [^]	Meeks	77	111	1.44
2014-15 [^]	Lin	74	82	1.11
2015-16 [^]	Russell	80	93	1.16
2016-17 [^]	Russell	63	87	1.38
2017-18 [^]	Caldwell-Pope	74	106	1.43
2018-19 [^]	Hart	67	64	0.96
2019-20 [^]	Davis	62	91	1.47

(70% of games or annual NBA league leader statistical minimums used for averages)

FIELD GOAL %

		FG	FGA	PCT
1948-49	Mikan	583	1403	.416
1949-50	Mikan	649	1595	.407
1950-51	Mikan	678	1588	.428
1951-52	Mikkelsen	363	866	.419
1952-53	Mikkelsen	378	868	.436
1953-54	Lovelllette	237	560	.423
1954-55	Lovelllette	519	1192	.435
1955-56	Lovelllette	594	1370	.434
1956-57	Lovelllette	574	1348	.426
1957-58	Mikkelsen	439	1070	.410
1958-59	Baylor	605	1482	.408
1959-60	Baylor	755	1782	.424
1960-61	Hawkins	310	719	.431
1961-62	LaRusso	516	1108	.466
1962-63	Barnett	547	1162	.471
1963-64	West	740	1529	.484
1964-65	West	822	1655	.497
1965-66	Boozler	365	754	.484
1966-67	Hawkins	275	572	.481
1967-68	West	476	926	.514
1968-69	Chamberlain	641	1099	.583*
1969-70	West	831	1673	.497
1970-71	Chamberlain	668	1226	.545
1971-72	Chamberlain	496	764	.649*
1972-73	Chamberlain	426	586	.727
1973-74	Hairston	385	759	.507
1974-75	Smith	346	702	.493
1975-76	Abdul-Jabbar	914	1728	.529
1976-77	Abdul-Jabbar	888	1533	.579*
1977-78	Abdul-Jabbar	663	1205	.550
1978-79	Abdul-Jabbar	777	1347	.577*
1979-80	Abdul-Jabbar	835	1383	.604*
1980-81	Abdul-Jabbar	836	1457	.574*
1981-82	Abdul-Jabbar	753	1301	.579
1982-83	Abdul-Jabbar	722	1228	.588
1983-84	McGee	347	584	.594
1984-85	Abdul-Jabbar	723	1207	.599
1985-86	Worthy	629	1086	.579
1986-87	Abdul-Jabbar	560	993	.564
1987-88	Abdul-Jabbar	480	903	.532
1988-89	Worthy	702	1282	.548
1989-90	Woolridge	306	550	.556
1990-91	Divac	360	637	.565
1991-92	Threatt	509	1041	.489
1992-93	Green	379	706	.537
1993-94	Divac	453	895	.506
1994-95	Ceballos	497	977	.509
1995-96	Ceballos	638	1203	.530
1996-97	O'Neal	552	991	.557
1997-98	O'Neal	670	1147	.584*
1998-99	O'Neal	510	885	.576*
1999-00	O'Neal	956	1665	.574*

FIELD GOAL % (CONTINUED)

		FG	FGA	PCT
2000-01	O'Neal	813	1422	.572*
2001-02	O'Neal	712	1229	.579*
2002-03	O'Neal	695	1211	.574
2003-04	O'Neal	554	948	.584*
2004-05	Odom	366	774	.473
2005-06	Odom	444	925	.481
2006-07	Odom	319	661	.468
2007-08	Odom	417	795	.525
2008-09	Gasol	592	1045	.567
2009-10	Bynum	392	688	.570
2010-11	Odom	473	893	.530
2011-12	Bynum	444	796	.558
2012-13	Howard	470	813	.578
2013-14	Gasol	425	885	.480
2014-15	Boozler	371	743	.499
2015-16	Clarkson	475	1098	.433
2016-17	Randle	377	773	.488
2017-18	McGee	504	904	.558
2018-19	McGee	400	641	.624
2019-20	Davis	551	1096	.503

(Annual NBA league leader minimums apply)

FREE THROW %

		FT	FTA	PCT
1948-49	Schaefer	174	213	.817
1949-50	Mikan	567	728	.779
1950-51	Mikan	576	717	.803
1951-52	Mikan	433	555	.780
1952-53	Martin	224	287	.780
1953-54	Mikan	424	546	.777
1954-55	Schnittker	298	362	.823
1955-56	Schnittker	304	355	.856
1956-57	Garmaker	365	435	.839
1957-58	Schnittker	201	237	.848
1958-59	Mikkelsen	298	355	.839
1959-60	Hundley	203	273	.744
1960-61	LaRusso	323	409	.790
1961-62	West	712	926	.767
1962-63	Baylor	661	790	.839
1963-64	West	584	702	.832
1964-65	West	648	789	.821
1965-66	West	840*	977	.860
1966-67	West	602	686	.878
1967-68	West	391	442	.811
1968-69	West	490	597	.821
1969-70	West	647	785	.824
1970-71	West	525	631	.832
1971-72	Goodrich	475	559	.850
1972-73	McMillian	223	264	.845
1973-74	Goodrich	508	588	.864
1974-75	Goodrich	318	378	.841
1975-76	Russell	132	148	.892
1976-77	Russell	188	219	.858
1977-78	Dantley	334	417	.801
1978-79	Dantley	292	342	.854
1979-80	Johnson	374	462	.810
1980-81	Nixon	196	252	.778
1981-82	Cooper	139	171	.813
1982-83	Johnson	304	380	.800
1983-84	Cooper	155	185	.838
1984-85	Johnson	391	464	.843
1985-86	Johnson	378	434	.871
1986-87	Scott	224	251	.892
1987-88	Scott	272	317	.858
1988-89	Johnson	513	563	.911*
1989-90	Johnson	567	637	.890
1990-91	Johnson	519	573	.906
1991-92	Scott	244	291	.838
1992-93	Scott	156	184	.848
1993-94	Threatt	138	155	.890
1994-95	Van Exel	235	300	.783
1995-96	Johnson	172	201	.856
1996-97	Scott	127	151	.841
1997-98	Bryant	363	457	.794
1998-99	Rice	77	90	.856
1999-00	Rice	346	396	.874
2000-01	Bryant	475	557	.853
2001-02	Bryant	488	589	.829

* Denotes NBA Leader / ^ Based on per-game average while meeting annual NBA league leader minimums

SEASON-BY-SEASON LEADERS / LAKERS NBA TEAM LEADERS

FREE THROW % (CONTINUED)

		FT	FTA	PCT
2002-03	Bryant	601	713	.843
2003-04	Bryant	454	533	.852
2004-05	Butler	275	319	.862
2005-06	Bryant	696*	819	.850
2006-07	Bryant	667*	768*	.868
2007-08	Fisher	166	188	.883
2008-09	Bryant	483	564	.856
2009-10	Bryant	439	541	.811
2010-11	Bryant	483	583	.828
2011-12	Bryant	381	451	.845
2012-13	Bryant	525	626	.839
2013-14	Meeks	221	258	.857
2014-15	Young	132	148	.892
2015-16	Bass	125	148	.845
2016-17	Williams	304	344	.884
2017-18	Caldwell-Pope	153	194	.789
2018-19	Caldwell-Pope	137	158	.867
2019-20	Davis	444	525	.846

(Annual NBA league leader minimums apply)

MINUTES PLAYED

		MIN	AVG
1951-52	Mikan	2572	40.2
1952-53	Mikan	2651	37.9
1953-54	Pollard	2483	35.0
1954-55	Martin	2784	38.7
1955-56	Martin	2838	39.4
1956-57	Lovellette	2492	36.1
1957-58	Mikkelsen	2390	33.2
1958-59	Baylor	2855	40.8
1959-60	Baylor	2873	41.0
1960-61	Baylor	3133	42.9
1961-62	West	3087	41.2
1962-63	Baylor	3370	42.1
1963-64	Baylor	3164	40.6
1964-65	West	3066	41.4
1965-66	West	3218	40.7
1966-67	Imhoff	2725	33.6
1967-68	Clark	3039	37.5
1968-69	Chambertain	3669	45.3
1969-70	West	3106	42.0
1970-71	Chambertain	3630	44.3
1971-72	Chambertain	3469	42.3
1972-73	Chambertain	3542	43.2
1973-74	Goodrich	3061	37.3
1974-75	Goodrich	2668	37.1
1975-76	Abdul-Jabbar	3379*	41.2
1976-77	Abdul-Jabbar	3016	36.8
1977-78	Nixon	2779	34.3
1978-79	Abdul-Jabbar	3157	39.5
1979-80	Nixon	3226*	39.4
1980-81	Wilkes	3028	37.4
1981-82	Nixon	3024	36.9
1982-83	Johnson	2907	36.8
1983-84	Abdul-Jabbar	2622	32.8
1984-85	Johnson	2781	36.1
1985-86	Abdul-Jabbar	2629	33.3
1986-87	Johnson	2904	36.3
1987-88	Scott	3048	37.6
1988-89	Worthy	2960	36.5
1989-90	Worthy	2960	37.0
1990-91	Worthy	3008	38.6
1991-92	Threatt	3070	37.4
1992-93	Threatt	2893	35.3
1993-94	Van Exel	2700	33.3
1994-95	Van Exel	2944	36.8
1995-96	Campbell	2699	32.9
1996-97	Jones	2998	37.5
1997-98	Jones	2910	36.4
1998-99	Bryant	1896	37.9
1999-00	O'Neal	3163	40.0
2000-01	O'Neal	2924	39.5
2001-02	Bryant	3063	38.3
2002-03	Bryant	3401	41.5
2003-04	Payton	2825	34.5
2004-05	Atkins	2903	35.4
2005-06	Bryant	3277	41.0
2006-07	Bryant	3140	40.8

MINUTES PLAYED (CONTINUED)

		MIN	AVG
2007-08	Bryant	3192	38.9
2008-09	Gasol	2999	37.0
2009-10	Bryant	2835	38.8
2010-11	Gasol	3037	37.0
2011-12	Gasol	2430	37.4
2012-13	Bryant	2033	38.6
2013-14	Meeks	2556	33.2
2014-15	Johnson	2245	29.5
2015-16	Clarkson	2552	32.3
2016-17	Clarkson	2397	29.2
2017-18	Caldwell-Pope	2458	33.2
2018-19	Kuzma	2314	33.1
2019-20	James	2316	34.6

(Based on total minutes)

3-POINT FIELD GOAL %

		3FG	3FGA	PCT
1979-80	Cooper	5	20	.250^
1980-81	Holland	1	3	.333^
1981-82	Nixon	3	12	.250^
1982-83	Worthy	1	4	.250^
1983-84	Cooper	38	121	.314
1984-85	Scott	26	60	.433*
1985-86	Cooper	63	163	.387
1986-87	Scott	65	149	.436
1987-88	Scott	62	179	.346
1988-89	Scott	77	193	.399
1989-90	Scott	93	220	.423
1990-91	Scott	71	219	.324
1991-92	Scott	54	157	.344
1992-93	Peeler	46	118	.390^
1993-94	Van Exel	123	364	.338
1994-95	Peeler	84	216	.389
1995-96	Peeler	105	254	.413
1996-97	Jones	152	389	.391
1997-98	Van Exel	123	316	.389
1998-99	Rice	53	135	.393
1999-00	Rice	84	229	.367
2000-01	Penberthy	55	139	.396
2001-02	Fisher	144	349	.413
2002-03	Fisher	85	212	40.1
2003-04	George	65	186	.349
2004-05	Cook	78	199	.392
2005-06	Odom	80	215	.372
2006-07	Vujacic	60	161	.373
2007-08	Vujacic	118	270	.437
2008-09	Radmanovic	60	136	.441
2009-10	Farmar	86	229	.376
2010-11	Fisher	63	159	.396
2011-12	Blake	53	158	.335
2012-13	Nash	57	130	.438
2013-14	Meeks	162	404	.401
2014-15	Ellington	90	243	.370
2015-16	Russell	130	370	.351
2016-17	Young	170	421	.404
2017-18	Caldwell-Pope	159	415	.383
2018-19	Caldwell-Pope	151	435	.347
2019-20	Caldwell-Pope	92	239	.385

(Annual NBA league leader minimums apply;
^ minimum not met team-wide)

TEAM SCORING

1997-98	105.5
1985-86	117.3
1971-72	121.0
1965-66	119.5
1948-49	84.0

TEAM REBOUNDING

2008-09	43.9
1999-00	47.0
1972-73	55.6
1971-72	56.4

TEAM ASSISTS

1979-80	29.4
1971-72	27.2
1965-66	24.2

TEAM BLOCKED SHOTS

2019-20	6.59
1996-97	7.01
1975-76	6.44
1973-74	7.96

TEAM STEALS

Have never led NBA

TEAM FIELD GOAL %

2019-20	.480
1998-99	.468
1988-89	.502
1985-86	.522
1984-85	.545
1983-84	.528
1982-83	.528
1979-80	.529
1978-79	.517
1977-78	.487
1968-69	.467
1967-68	.477

TEAM FREE THROW %

1965-66	.773
1964-65	.763
1963-64	.766
1955-56	.786
1953-54	.731

FEWEST TURNOVERS

Have never led NBA

* Denotes NBA Leader / ^ Based on per-game average while meeting annual NBA league leader minimums

LAKERS YEARLY NBA RANKINGS / RECORD BY MONTH

YEAR	OVERALL			HOME			ROAD			SEASON-BY-SEASON RECORD BY MONTH									
	W	L	RNK	W	L	RNK	W	L	RNK	YEAR	OCT	NOV	DEC	JAN	FEB	MAR	APR	MAY	
1948-49*	44	16	(2)	26	3	(1)	16	13	(2)	1948-49	-	10-4	7-5	10-1	10-3	7-3	-	-	
1949-50*	51	17	(2t)	30	1	(2)	18	16	(2t)	1949-50	-	9-4	11-6	13-3	12-1	6-3	-	-	
1950-51*	44	24	(1)	29	3	(1t)	12	21	(1)	1950-51	-	7-6	10-6	13-3	9-5	5-4	-	-	
1951-52*	40	26	(2t)	21	5	(3)	13	19	(3)	1951-52	-	9-3	7-7	13-5	6-8	5-3	-	-	
1952-53*	48	22	(1)	24	2	(2)	16	15	(2)	1952-53	-	12-4	11-3	9-6	11-5	5-4	-	-	
1953-54*	46	26	(1)	21	4	(2)	13	15	(2)	1953-54	0-2	12-2	7-6	11-5	13-7	3-4	-	-	
1954-55*	40	32	(3)	18	6	(5)	10	14	(1)	1954-55	1-1	4-3	10-7	10-10	10-8	5-3	-	-	
1955-56*	33	39	(6t)	13	12	(6)	6	21	(8)	1955-56	-	4-9	5-10	11-8	7-7	6-5	-	-	
1956-57*	34	38	(5t)	18	13	(7t)	9	22	(5t)	1956-57	0-2	8-6	6-10	6-10	7-10	7-0	-	-	
1957-58*	19	53	(8)	13	17	(8)	4	22	(8)	1957-58	0-2	3-12	5-10	5-11	4-15	2-3	-	-	
1958-59*	33	39	(5)	15	7	(3)	9	17	(5)	1958-59	2-2	7-9	3-9	7-11	10-5	4-3	-	-	
1959-60*	25	50	(7)	9	13	(6)	9	22	(6)	1959-60	1-3	5-11	5-10	3-9	7-14	4-3	-	-	
1960-61*	36	43	(5)	16	12	(7)	8	20	(5)	1960-61	1-5	10-6	4-12	8-9	9-8	4-3	-	-	
1961-62*	54	26	(2)	26	5	(1)	18	13	(2)	1961-62	5-1	10-5	15-5	11-4	9-8	4-3	-	-	
1962-63*	53	27	(2)	27	7	(4)	20	17	(2)	1962-63	3-4	12-3	11-4	15-1	9-8	3-7	-	-	
1963-64*	42	38	(5)	24	12	(4)	15	21	(5)	1963-64	3-2	10-6	10-5	8-9	5-13	6-3	-	-	
1964-65*	49	31	(2)	25	13	(3)	21	16	(2)	1964-65	4-2	10-4	7-9	10-6	9-6	9-4	-	-	
1965-66*	45	35	(3t)	28	11	(5)	13	21	(3)	1965-66	4-3	10-7	9-8	8-7	7-6	7-4	-	-	
1966-67*	36	45	(6t)	21	18	(7)	12	20	(3)	1966-67	2-6	6-8	5-9	8-9	10-6	5-7	-	-	
1967-68*	52	30	(4)	30	11	(4)	18	19	(5)	1967-68	5-2	7-8	10-7	7-7	13-3	10-3	-	-	
1968-69*	55	27	(2t)	32	9	(2)	21	18	(3)	1968-69	4-3	11-4	13-5	9-5	8-7	10-3	-	-	
1969-70*	46	36	(5)	27	14	(5)	17	21	(5)	1969-70	5-2	6-10	6-8	12-4	9-9	8-3	-	-	
1970-71*	48	34	(4t)	30	11	(3t)	17	22	(9)	1970-71	4-3	8-5	10-7	9-7	13-4	4-8	-	-	
1971-72*	69	13	(1)	36	5	(1)	31	7	(1)	1971-72	6-3	14-0	16-0	8-4	13-4	12-2	-	-	
1972-73*	60	22	(2t)	30	11	(4)	28	11	(2)	1972-73	7-3	12-0	10-4	11-4	9-7	11-4	-	-	
1973-74*	47	35	(6t)	30	11	(5)	17	24	(8)	1973-74	7-3	9-4	6-11	7-4	8-8	10-5	-	-	
1974-75	30	52	(17)	21	20	(16)	9	32	(16t)	1974-75	3-3	5-9	7-9	4-8	3-11	8-8	0-4	-	
1975-76	40	42	(9t)	31	10	(3t)	9	32	(14t)	1975-76	3-2	11-5	7-8	3-10	7-6	7-9	2-2	-	
1976-77	53	29	(1)	37	4	(1)	15	25	(3)	1976-77	3-3	8-5	10-5	11-3	6-6	11-5	4-6	-	
1977-78	45	37	(7)	29	12	(7t)	16	25	(4t)	1977-78	2-5	6-8	8-5	7-7	9-4	10-6	3-2	-	
1978-79	47	35	(6t)	31	10	(4t)	16	25	(7t)	1978-79	4-4	11-3	8-7	9-6	7-4	5-8	3-3	-	
1979-80	60	22	(2)	37	4	(1)	23	18	(2t)	1979-80	7-3	9-6	12-4	10-4	9-2	13-3	-	-	
1980-81	54	28	(5)	30	11	(6t)	24	17	(4)	1980-81	9-2	9-6	8-7	10-3	8-4	10-6	-	-	
1981-82	57	25	(3)	30	11	(6t)	27	14	(2)	1981-82	0-1	12-4	12-2	7-5	10-5	8-6	8-2	-	
1982-83	58	24	(2)	33	8	(2t)	25	16	(2)	1982-83	0-1	12-3	12-3	10-3	6-6	13-3	5-5	-	
1983-84	54	28	(2)	28	13	(13t)	26	15	(2)	1983-84	2-0	10-4	7-6	8-6	11-4	11-4	5-4	-	
1984-85	62	20	(2)	36	5	(1)	26	15	(2)	1984-85	1-2	11-4	10-4	9-6	11-2	13-1	7-1	-	
1985-86	62	20	(2)	35	6	(3)	27	14	(1t)	1985-86	3-0	11-2	11-3	10-5	8-5	14-3	5-2	-	
1986-87	65	17	(1)	37	4	(2)	28	13	(1)	1986-87	-	12-2	10-4	12-4	10-5	13-1	8-2	-	
1987-88	62	20	(1)	36	5	(1t)	26	15	(1)	1987-88	-	9-2	11-4	13-2	12-1	8-7	9-4	-	
1988-89	57	25	(2)	35	6	(3t)	22	19	(2)	1988-89	-	10-3	9-7	11-3	7-4	11-4	9-4	-	
1989-90	63	19	(1)	37	4	(1)	26	15	(1)	1989-90	-	11-2	10-4	10-5	10-2	12-4	10-2	-	
1990-91	58	24	(3)	33	8	(5t)	25	16	(3)	1990-91	-	7-5	10-4	15-2	9-4	10-6	7-3	-	
1991-92	43	39	(12)	24	17	(18)	19	22	(7t)	1991-92	-	11-4	6-8	10-4	3-10	9-6	4-7	-	
1992-93	39	43	(17)	20	21	(19)	19	22	(9t)	1992-93	-	7-4	8-7	7-9	6-4	6-11	5-8	-	
1993-94	33	49	(17)	21	20	(17)	12	29	(18)	1993-94	-	5-9	4-10	5-7	6-7	10-6	3-10	-	
1994-95	48	34	(9)	29	12	(7t)	19	22	(8t)	1994-95	-	8-6	9-3	9-5	8-5	10-7	4-8	-	
1995-96	53	29	(6)	30	11	(7t)	23	18	(4t)	1995-96	-	7-7	9-8	9-3	10-2	10-5	8-4	-	
1996-97	56	26	(7t)	31	10	(4t)	25	16	(7)	1996-97	-	11-6	11-3	11-3	6-6	9-5	8-3	-	
1997-98	61	21	(3t)	33	8	(4)	28	13	(1)	1997-98	1-0	12-2	10-5	9-4	7-5	13-4	9-1	-	
1998-99	31	19	(7t)	18	7	(7t)	13	12	(6t)	1998-99	-	-	-	-	9-6	12-5	7-8	3-0	
1999-00	67	15	(1)	36	5	(1)	31	10	(1)	1999-00	-	11-4	14-1	9-5	12-1	15-1	6-3	-	
2000-01	56	26	(2t)	31	10	(3t)	25	16	(2t)	2000-01	1-0	10-5	11-5	6-6	9-3	11-6	8-1	-	
2001-02	58	24	(2t)	34	7	(2)	27	14	(1t)	2001-02	1-0	13-1	7-5	10-6	8-5	13-4	6-3	-	
2002-03	50	32	(5t)	31	10	(7)	19	22	(7t)	2002-03	0-2	6-9	7-8	8-4	11-3	11-5	7-1	-	
2003-04	56	26	(4)	34	7	(2t)	22	19	(5)	2003-04	1-0	13-3	7-4	6-9	11-4	13-3	5-3	-	
2004-05	34	48	(21t)	22	19	(22t)	12	29	(20t)	2004-05	-	9-6	6-6	8-7	5-8	5-11	1-10	-	
2005-06	45	37	(10)	27	14	(9t)	18	23	(13t)	2005-06	-	5-8	10-6	9-6	5-8	10-7	6-2	-	
2006-07	42	40	(12t)	25	16	(13t)	17	24	(10t)	2006-07	1-0	9-5	10-6	8-7	5-7	5-9	4-6	-	
2007-08	57	25	(3)	30	11	(8t)	27	14	(2t)	2007-08	0-1	9-6	10-4	9-5	13-2	9-6	7-1	-	
2008-09	65	17	(2)	36	5	(2)	29	12	(1)	2008-09	2-0	12-1	11-4	12-4	11-2	10-5	7-1	-	
2009-10	57	25	(3)	34	7	(2t)	23	18	(6t)	2009-10	1-1	12-2	12-3	12-5	8-4	9-6	3-4	-	
2010-11	57	25	(4t)	30	11	(5t)	27	14	(3)	2010-11	3-0	10-5	10-5	10-5	9-4	12-1	3-5	-	
2011-12	41	25	(5t)	26	7	(3t)	15	18	(11t)	2011-12	-	-	3-2	10-7	8-5	11-6	9-5	-	
2012-13	45	37	(11t)	29	12	(10t)	16	25	(15t)	2012-13	0-2	8-6	7-7	5-11	9-4	9-6	7-1	-	
2013-14	27	55	(25)	14	27	(28)	9	38	(22)	2013-14	1-1	8-7	4-11	3-12	4-8	5-9	2-7	-	
2014-15	21	61	(27)	12	29	(27)	9	32	(27)	2014-15	0-3	4-10	6-9	3-12	3-7	4-12	1-8	-	
2015-16	17	65	(29)	12	29	(29)	5	36	(29)	2015-16	0-2	2-12	4-13	3-14	2-8	5-10	1-6	-	
2016-17	26	56	(28)	17	24	(27)	9	32	(28t)	2016-17	1-2	9-8	2-14	5-10	2-8	2-12	5-2	-	
2017-18	35	47	(21)	20	21	(21)	15	26	(17t)	2017-18	3-4	5-9	3-11	8-7	7-3	7-8	2-5	-	
2018-19	37	45	(20)	22	19	(21)	15	26	(17t)	2018-19	3-5	10-4	8-7	6-9	3-6	5-11	2-3	-	
2019-20^	52	19	(3)	25	10	(7)	27	9	(1t)	2019-20	3-1	14-1	9-5	10-4	9-2	4-1	1-0^	2-5^	

ALL-TIME NEUTRAL COURT RECORD

1948-49:	2-0	1957-58:	2-14	1966-67:	3-7
1949-50:	3-0	1958-59:	9-15	1967-68:	4-0
1950-51:	3-0	1959-60:	7-15	1968-69:	2-0
1951-52:	6-2	1960-61:	12-11	1969-70:	2-1
1952-53:	8-5	1961-62:	10-8	1970-71:	1-1
1953-54:	12-7	1962-63:	6-3	1971-72:	2-1
1954-55:	12-12	1963-64:	3-5	1972-73:	2-0
1955-56:	14-6	1964-65:	3-2		
1956-57:	7-3	1965-66:	4-3		

* Neutral court games included in overall records only;
^ includes July/August games played in Orlando, FL

MONTHLY TOTALS

	MINNEAPOLIS	LOS ANGELES	TOTAL
October	4-12 (.250)	119-92 (.564)	123-104 (.542)
November	90-73 (.552)	539-293 (.648)	629-366 (.632)
December	87-89 (.494)	512-360 (.587)	599-449 (.572)
January	111-82 (.575)	510-352 (.592)	621-434 (.589)
February	106-88 (.546)	483-318 (.603)	589-406 (.592)
March	59-38 (.608)	534	

HOME ATTENDANCE RECORDS (LOS ANGELES ERA ONLY)

Season	REGULAR SEASON			PLAYOFFS			TOTALS		
	G	ATT	AVG	G	ATT	AVG	G	ATT	AVG
1960-61	30	151,344	5,045	6	36,280	6,047	36	187,624	5,211
1961-62	31	190,321	6,139	6	66,761	11,127	37	257,082	6,948
1962-63	34	285,462	8,396	7	97,783	13,969	41	383,245	9,347
1963-64	36	322,331	8,954	2	25,590	12,795	38	347,921	9,156
1964-65	38	392,004	10,316	5	70,246	14,049	43	462,250	10,750
1965-66	39	426,467	10,935	7	101,323	14,475	46	527,790	11,474
1966-67	39	435,008	11,154	1	11,597	11,597	40	447,265	11,182
1967-68	41	421,326	10,276	8	100,757	12,595	49	522,083	10,665
1968-69	41	483,262	11,787	10	169,958	16,096	51	644,220	12,632
1969-70	41	536,513	13,086	9	154,562	17,174	50	691,165	13,823
1970-71	41	566,108	13,808	6	90,474	15,079	47	656,582	13,970
1971-72	41	668,340	16,301	8	140,040	17,505	49	808,380	16,498
1972-73	41	664,872	16,216	10	173,697	17,370	51	838,569	16,443
1973-74	41	603,145	14,711	2	35,010	17,505	43	638,155	14,841
1974-75	41	474,287	11,567	-	-	-	41	474,287	11,567
1975-76	41	524,976	12,804	-	-	-	41	524,976	12,804
1976-77	41	501,434	12,230	6	100,783	16,797	47	602,217	12,813
1977-78	41	534,017	13,025	1	15,051	15,051	42	549,068	13,073
1978-79	41	482,611	11,771	3	47,411	15,803	44	530,022	12,046
1979-80	41	582,882	14,217	9	149,865	16,652	50	732,747	14,655
1980-81	41	538,537	13,135	3	46,451	15,483	44	584,988	13,295
1981-82	41	605,367	14,765	7	113,173	16,167	48	718,540	14,969
1982-83	41	648,244	15,810	8	131,952	16,494	49	780,196	15,922
1983-84	41	622,398	15,180	11	172,124	15,648	52	794,552	15,279
1984-85	41	613,826	14,971	11	183,361	16,669	52	797,187	15,331
1985-86	41	689,905	16,286	8	140,040	17,505	49	829,945	16,938
1986-87	41	681,707	16,627	10	174,842	17,484	51	856,549	16,795
1987-88	41	714,477	17,426	14	245,070	17,505	55	959,547	17,446
1988-89	41	717,349	17,496	8	140,040	17,505	49	857,389	17,498
1989-90	41	712,498	17,378	5	87,525	17,505	46	800,023	17,392
1990-91	41	697,185	17,005	11	192,555	17,505	52	889,740	17,110
1991-92	41	699,240	17,055	1	16,690	16,690	42	715,930	17,046
1992-93	41	633,655	15,455	2	35,010	17,505	43	668,665	15,550
1993-94	41	545,915	13,315	-	-	-	41	545,915	13,315
1994-95	41	591,125	14,418	5	87,525	17,505	46	678,650	14,753
1995-96	41	649,634	15,845	2	35,010	17,505	43	684,644	15,922
1996-97	41	697,132	17,003	4	70,020	17,505	45	767,152	17,048
1997-98	41	691,994	16,878	6	105,030	17,505	47	797,024	16,958
1998-99	25	430,007	17,200	4	70,020	17,505	29	500,027	17,242
1999-00	41	771,410	18,815	13	246,961	18,997	54	1,018,371	18,859
2000-01	41	776,336	18,935	8	151,976	18,997	49	928,312	18,845
2001-02	41	778,877	18,997	10	189,970	18,997	51	968,847	18,997
2002-03	41	777,888	18,973	6	113,982	18,997	47	891,870	18,976
2003-04	41	777,757	18,970	11	208,967	18,997	52	986,724	18,975
2004-05	41	770,494	18,793	-	-	-	41	770,494	18,793
2005-06	41	774,189	18,883	3	56,991	18,997	44	831,180	18,890
2006-07	41	778,415	18,986	2	37,994	18,997	43	816,409	18,986
2007-08	41	778,877	18,997	11	208,967	18,997	52	987,844	18,997
2008-09	41	778,877	18,997	12	227,964	18,997	53	1,006,841	18,997
2009-10	41	778,877	18,997	12	227,964	18,997	53	1,006,841	18,997
2010-11	41	778,877	18,997	5	94,985	18,997	46	873,862	18,997
2011-12	33	626,901	18,997	6	113,982	18,997	39	740,883	18,997
2012-13	41	778,877	18,997	2	37,994	18,997	43	816,871	18,997
2013-14	41	771,974	18,829	-	-	-	41	771,974	18,829
2014-15	41	768,244	18,738	-	-	-	41	768,244	18,738
2015-16	41	778,877	18,997	-	-	-	41	778,877	18,997
2016-17	41	776,917	18,949	-	-	-	41	776,917	18,949
2017-18	41	776,328	18,935	-	-	-	41	776,328	18,935
2018-19	41	778,877	18,997	-	-	-	41	778,877	18,997
2019-20	31	588,907	18,997	-	-	-	31	588,907	18,997
TOTALS	2,386	37,393,681	15,672	327	5,543,323	16,952	2,713	42,937,866	15,827

ALL-TIME OVERTIME RECORD (LOS ANGELES ONLY)

1960-61 (1-1)

W	Nov. 25	@	Detroit	141-128	
L	Mar. 7	@	St. Louis	136-137	(2 OT)

1961-62 (7-0)

W	Dec. 6	vs.	Syracuse	123-121	
W	Dec. 8	@	Philadelphia	151-147	(3 OT)
W	Dec. 13	vs.	St. Louis	137-136	
W	Jan. 21	@	Chicago	112-111	
W	Jan. 31	@	Detroit	123-122	
W	Feb. 5	@	Cincinnati	134-128	
W	Feb. 23	@	Chicago	124-117	

1962-63 (3-2)

L	Nov. 11	vs.	Chicago	105-109	
W	Dec. 8	@	Cincinnati	131-128	
W	Jan. 6	@	Cincinnati	120-119	
L	Feb. 16	vs.	San Francisco	118-122	(2 OT)
W	Mar. 16	vs.	San Francisco	111-105	

1963-64 (1-2)

W	Jan. 4	vs.	Boston	125-118	
L	Feb. 12	vs.	Boston	97-104	
L	Feb. 29	@	St. Louis	114-115	

1964-65 (4-0)

W	Nov. 12	@	New York	132-123	
W	Dec. 16	@	Detroit	126-120	
W	Jan. 29	vs.	Cincinnati	137-133	(2 OT)
W	Mar. 11	vs.	Baltimore	121-116	

1965-66 (1-1)

W	Feb. 9	@	Baltimore	123-116	
L	Mar. 8	@	New York	132-133	

1966-67 (2-3)

L	Nov. 10	vs.	Detroit	132-133	
W	Dec. 7	vs.	St. Louis	130-128	
L	Jan. 18	vs.	St. Louis	121-123	
L	Jan. 22	@	Boston	120-121	
W	Feb. 25	@	St. Louis	134-133	

1967-68 (3-2)

W	Dec. 5	@	Philadelphia	128-122	
L	Jan. 6	@	Baltimore	127-130	
W	Feb. 13	@	Baltimore	119-116	
L	Feb. 17	vs.	Philadelphia	134-135	(2 OT)
W	Mar. 9	@	San Francisco	137-132	

1968-69 (5-2)

W	Nov. 5	@	Chicago	112-109	
W	Feb. 1	@	San Francisco	106-101	
W	Dec. 30	@	San Diego	131-126	
L	Feb. 2	vs.	San Francisco	117-122	(3 OT)
W	Feb. 25	vs.	Seattle	114-111	
W	Mar. 7	vs.	Boston	105-99	
L	Mar. 19	@	Cincinnati	128-136	

1969-70 (2-3)

W	Oct. 21	@	Baltimore	142-137	
L	Nov. 30	vs.	Chicago	114-116	
L	Jan. 10	@	Chicago	112-116	
W	Jan. 24	@	Seattle	122-121	
L	Feb. 7	@	Phoenix	117-121	

1970-71 (0-3)

L	Oct. 17	@	Baltimore	116-118	
L	Dec. 15	@	Buffalo	111-113	
L	Jan. 2	@	San Diego	108-109	

1971-72 (2-1)

W	Dec. 10	vs.	Phoenix	126-117	
L	Feb. 22	vs.	Detroit	134-135	
W	Feb. 27	vs.	Chicago	123-118	

1972-73 (1-2)

L	Dec. 1	vs.	Atlanta	109-114	
W	Dec. 12	@	Chicago	106-105	
L	Feb. 7	@	Boston	112-113	

1973-74 (0-3)

L	Dec. 11	@	Cleveland	100-101	
L	Jan. 22	vs.	Cleveland	110-111	
L	Feb. 5	@	Houston	112-116	

1974-75 (4-1)

W	Dec. 1	vs.	Phoenix	111-105	
W	Jan. 5	vs.	Washington	112-109	
W	Feb. 5	@	Philadelphia	113-110	(2 OT)
L	Feb. 26	vs.	Portland	116-117	(2 OT)
W	Mar. 21	vs.	Seattle	112-109	

1975-76 (1-0)

W	Nov. 2	vs.	Atlanta	116-113	
---	--------	-----	---------	---------	--

1976-77 (3-2)

L	Oct. 26	vs.	Kansas City	115-117	
L	Nov. 9	@	Buffalo	116-121	
W	Dec. 18	@	Portland	115-111	
W	Jan. 11	@	Cleveland	101-99	
W	Apr. 3	vs.	Detroit	115-107	

1977-78 (2-3)

L	Nov. 15	vs.	Cleveland	95-102	
W	Dec. 11	vs.	Buffalo	124-119	
L	Feb. 1	@	Boston	100-103	
W	Feb. 3	@	New Jersey	105-99	
L	Feb. 22	@	Kansas City	122-127	

1978-79 (1-3)

L	Jan. 6	@	Houston	112-115	
L	Jan. 19	vs.	Houston	121-122	
W	Feb. 6	vs.	San Antonio	119-111	
L	Apr. 4	@	Kansas City	111-115	

1979-80 (3-2)

W	Nov. 9	vs.	Denver	126-122	
W	Nov. 16	@	Denver	135-128	
L	Jan. 29	@	Cleveland	152-154	(4 OT)
W	Feb. 8	@	New Jersey	125-120	
L	Feb. 29	vs.	Milwaukee	117-126	

1980-81 (2-2)

W	Oct. 15	@	Kansas City	112-107	
W	Nov. 29	@	Denver	124-123	(2 OT)
L	Mar. 28	@	Utah	110-112	
L	Mar. 29	vs.	Denver	146-148	

1981-82 (2-2)

L	Oct. 30	vs.	Houston	112-113	(2 OT)
W	Nov. 15	vs.	Indiana	124-123	(2 OT)
W	Feb. 26	vs.	Philadelphia	116-114	(2 OT)
L	Mar. 4	@	New York	119-129	

1982-83 (1-1)

W	Nov. 3	@	Denver	135-134	
L	Jan. 5	@	Philadelphia	120-122	(2 OT)

1983-84 (2-1)

L	Nov. 22	vs.	Utah	126-130	
W	Jan. 10	@	Houston	136-132	
W	Mar. 9	@	Dallas	121-120	(2 OT)

1984-85 (1-2)

L	Dec. 11	@	Seattle	122-124	
L	Mar. 26	@	Portland	113-116	
W	Apr. 7	vs.	Portland	135-133	

ALL-TIME OVERTIME RECORD (LOS ANGELES ONLY)

1985-86 (4-0)

W	Oct. 26	@	San Antonio	121-116	(2 OT)
W	Dec. 4	@	Utah	131-127	
W	Feb. 23	@	Philadelphia	117-111	
W	Mar. 8	vs.	Sacramento	122-121	(2 OT)

1986-87 (2-0)

W	Dec. 23	@	Sacramento	127-117	
W	Feb. 22	@	Philadelphia	112-110	

1987-88 (2-3)

L	Nov. 22	vs.	Milwaukee	116-124	
W	Dec. 1	@	Sacramento	125-120	
L	Dec. 9	@	Washington	112-120	
L	Jan. 13	@	LA Clippers	109-110	
W	Feb. 19	@	Atlanta	126-119	

1988-89 (2-2)

W	Nov. 15	@	Denver	148-146	(2 OT)
W	Dec. 4	vs.	Washington	119-112	
L	Dec. 14	@	New Jersey	113-119	
L	Apr. 1	@	Denver	108-114	

1989-90 (3-3)

L	Dec. 1	vs.	Detroit	97-108	
W	Dec. 20	@	Minnesota	106-97	
L	Jan. 9	@	Phoenix	118-121	
W	Feb. 6	@	Portland	121-119	
L	Feb. 14	vs.	Portland	128-132	(2 OT)
W	Feb. 20	@	San Antonio	115-114	

1990-91 (3-3)

L	Nov. 6	vs.	Portland	123-125	
W	Nov. 15	@	Houston	108-103	
L	Dec. 12	vs.	Dallas	97-112	
W	Jan. 25	@	New Jersey	108-103	
W	Feb. 24	@	Detroit	102-96	
L	Mar. 29	vs.	Portland	105-109	

1991-92 (2-3)

L	Nov. 1	@	Houston	121-126	(2 OT)
W	Nov. 2	@	Dallas	114-113	
L	Nov. 5	vs.	LA Clippers	109-114	
L	Mar. 13	@	Cleveland	107-109	
W	Apr. 19	vs.	LA Clippers	109-108	

1992-93 (5-1)

W	Nov. 6	@	LA Clippers	114-112	
W	Nov. 20	vs.	Chicago	120-118	
W	Jan. 24	@	Washington	112-110	
W	Mar. 5	vs.	Philadelphia	101-97	
W	Feb. 8	vs.	Dallas	108-100	
L	Apr. 8	@	Golden State	116-122	

1993-94 (2-0)

W	Nov. 16	vs.	LA Clippers	116-114	(2 OT)
W	Apr. 6	vs.	Sacramento	128-123	

1994-95 (5-2)

L	Nov. 11	vs.	Denver	117-124	
W	Nov. 29	@	New Jersey	129-120	(2 OT)
L	Jan. 21	@	Philadelphia	113-117	
W	Jan. 25	vs.	New Jersey	120-116	
W	Jan. 28	@	Seattle	128-121	
W	Feb. 24	vs.	Charlotte	95-93	
W	Mar. 3	vs.	Sacramento	109-104	(2 OT)

1995-96 (0-0)

No Overtime Games

1996-97 (4-3)

W	Nov. 12	@	Houston	126-115	(2 OT)
W	Dec. 13	vs.	Portland	120-119	
L	Dec. 17	@	Chicago	123-129	
L	Jan. 18	vs.	Detroit	97-100	(2 OT)
L	Feb. 23	vs.	New York	121-127	(2 OT)
W	Mar. 16	vs.	Toronto	98-90	
W	Mar. 27	@	Vancouver	102-98	

1997-98 (4-1)

W	Nov. 13	@	San Antonio	109-100	
W	Nov. 14	@	Houston	113-103	(2 OT)
W	Dec. 26	vs.	LA Clippers	118-114	
L	Feb. 13	vs.	Seattle	108-113	
W	Apr. 5	@	Detroit	105-103	

1998-99 (1-1)

L	Feb. 22	@	Denver	113-117	
W	Apr. 20	@	Golden State	106-102	

1999-00 (2-2)

L	Jan. 24	@	Utah	101-105	(2 OT)
W	Feb. 18	@	Orlando	107-99	
W	Apr. 10	vs.	Seattle	106-103	
L	Apr. 19	@	San Antonio	98-103	

2000-01 (6-3)

W	Nov. 16	@	Sacramento	112-110	
L	Dec. 6	@	Golden State	122-125	
W	Dec. 17	@	Toronto	104-101	
W	Dec. 30	@	LA Clippers	116-114	
W	Jan. 15	vs.	Vancouver	113-112	
W	Feb. 13	@	New Jersey	113-110	
L	Mar. 9	vs.	San Antonio	89-93	
L	Mar. 11	vs.	Seattle	97-109	
W	Mar. 15	@	Washington	125-119	

2001-02 (1-2)

W	Nov. 15	@	Houston	98-97	
L	Jan. 12	@	Chicago	104-106	
L	Apr. 14	@	Portland	120-128	(2 OT)

2002-03 (6-3)

W	Nov. 3	vs.	Portland	98-95	
L	Nov. 7	@	Boston State	95-98	
W	Nov. 15	vs.	Golden State	96-89	
W	Nov. 29	@	Memphis	112-106	
L	Dec. 20	@	Philadelphia	104-107	
W	Dec. 22	@	Toronto	109-107	
L	Jan. 17	@	Houston	104-108	
W	Feb. 18	vs.	Houston	106-99	(2 OT)
W	Apr. 6	vs.	Phoenix	115-113	

2003-04 (5-0)

W	Nov. 6	@	San Antonio	120-117	(2 OT)
W	Feb. 4	@	Cleveland	111-106	
W	Mar. 15	vs.	Orlando	113-110	
W	Mar. 21	vs.	Milwaukee	104-103	
W	Apr. 14	@	Portland	105-104	(2 OT)

2004-05 (1-3)

L	Dec. 17	vs.	Washington	116-120	
L	Dec. 25	vs.	Miami	102-104	
W	Feb. 9	@	New Jersey	104-103	
L	Feb. 28	@	New York	115-117	

2005-06 (3-4)

W	Nov. 2	@	Denver	99-97	
L	Nov. 27	vs.	New Jersey	96-102	
W	Dec. 1	@	Utah	105-101	
L	Dec. 28	vs.	Memphis	99-100	
L	Jan. 19	@	Sacramento	109-118	
W	Jan. 27	vs.	Golden State	106-105	
L	Apr. 6	@	Denver	108-110	

ALL-TIME OVERTIME RECORD (LOS ANGELES ONLY)

2006-07 (4-6)

W	Dec. 15	vs.	Houston	112-101	(2 OT)
L	Dec. 17	vs.	Washington	141-147	
L	Dec. 29	@	Charlotte	124-133	(3 OT)
W	Jan. 4	@	Sacramento	132-128	
W	Jan. 15	vs.	Miami	124-118	
L	Jan. 26	vs.	Charlotte	97-106	
L	Jan. 28	vs.	San Antonio	94-96	
L	Mar. 6	@	Minnesota	107-117	(2 OT)
W	Mar. 16	vs.	Portland	116-111	
L	Mar. 30	vs.	Houston	104-107	

2007-08 (4-0)

W	Jan. 14	@	Seattle	123-121	
W	Mar. 2	vs.	Dallas	108-104	
W	Mar. 24	@	Golden State	123-119	
W	Mar. 30	vs.	Washington	126-120	

2008-09 (2-1)

L	Jan. 27	vs.	Charlotte	110-117	(2 OT)
W	Feb. 5	@	Boston	110-109	
W	Feb. 20	vs.	New Orleans	115-111	

2009-10 (4-1)

W	Nov. 3	@	Oklahoma City	101-98	
W	Nov. 4	@	Houston	103-102	
W	Dec. 16	@	Milwaukee	107-106	
W	Dec. 26	@	Sacramento	112-103	(2OT)
L	Mar. 4	@	Miami	111-114	

2010-11 (4-0)

W	Feb. 1	vs.	Houston	114-106	
W	Feb. 23	@	Portland	106-101	
W	Mar. 22	vs.	Phoenix	139-137	(3OT)
W	Apr. 13	@	Sacramento	116-108	

2011-12 (6-1)

W	Jan. 11	@	Utah	90-87	
W	Feb. 9	@	Boston	88-87	
L	Mar. 6	@	Detroit	85-88	
W	Mar. 13	@	Memphis	116-111	(2OT)
W	Mar. 14	@	New Orleans	107-101	
W	Apr. 15	vs.	Dallas	112-108	
W	Apr. 22	vs.	Oklahoma City	114-106	(2OT)

2012-13 (3-0)

W	Dec. 22	@	Golden State	118-115	
W	Mar. 8	vs.	Toronto	118-116	
W	Apr. 17	vs.	Houston	99-95	

2013-14 (0-1)

L	Jan. 20	@	Chicago	100-102	
---	---------	---	---------	---------	--

2014-15 (6-3)

L	Nov. 23	vs.	Denver	94-101	
W	Nov. 30	vs.	Toronto	129-122	
W	Dec. 12	@	San Antonio	112-110	
W	Jan. 29	vs.	Chicago	123-118	(2 OT)
L	Feb. 4	@	Milwaukee	105-113	
L	Feb. 6	@	Orlando	97-103	
W	Feb. 22	vs.	Boston	118-111	
W	Mar. 25	@	Minnesota	101-99	
W	Mar. 30	@	Philadelphia	113-111	

2015-16 (1-1)

L	Dec. 9	@	Minnesota	122-123	
W	Mar. 30	vs.	Miami	102-100	

2016-17 (1-0)

W	Mar. 24	vs.	Minnesota	130-119	
---	---------	-----	-----------	---------	--

2017-18 (3-5)

W	Oct. 25	vs.	Washington	102-99	
L	Nov. 29	vs.	Golden State	123-127	
L	Dec. 12	@	New York	109-113	
L	Dec. 18	vs.	Golden State	114-116	
L	Dec. 31	@	Houston	142-148	(2OT)
W	Jan. 13	@	Dallas	107-101	
L	Mar. 30	vs.	Milwaukee	122-124	
W	Apr. 4	vs.	San Antonio	122-112	

2018-19 (2-2)

L	Oct. 22	vs.	San Antonio	142-143	
W	Jan. 17	@	Oklahoma City	138-128	
L	Jan. 19	@	Houston	134-138	
W	Jan. 31	@	LA Clippers	123-120	

2019-20 (2-0)

W	Nov. 1	@	Dallas	119-110	
W	Feb. 12	@	Denver	120-116	

ALL-TIME OVERTIME RECORDS (LOS ANGELES ERA ONLY)

Most OT Games (Season)	10	2006-07	Most OT Periods	4	@ Cleveland, 1/29/80
Fewest OT Games (Season)	0	1995-96	Double-Overtime Record	22-15	.595
Most OT Wins (Season)	7	1961-62	Triple-Overtime Record	2-2	.500
Best OT Record (Season)	7-0	1961-62	Quadruple-Overtime Record	0-1	.000
Most OT Losses (Season)	6	2006-07	Overall OT Record	159-103	.607
Consecutive OT Games	3	1991-92	Home OT Record	64-46	.582
Consecutive OT Wins	7	2011-12 - 2012-13	Road OT Record	95-57	.625
	7	2002-03 - 2003-04			
	7	1984-85 - 1986-87			
	7	1961-62			
Consecutive OT Losses	4	2017-18			
	4	1969-70 - 1970-71			
	4	1972-73 - 1973-74			

LAKERS DEFENSIVE STATISTICS (SEASON-BY-SEASON)

MINNEAPOLIS

YEAR	GP	FGM	FGA	PCT	FTM	FTA	PCT	REB	AST	PF	PTS	AVG	DIFF
1948-49	60											76.7	+7.3
1949-50	68											75.7	+8.4
1950-51	68											77.4	+4.4
1951-52	66											79.5	+6.1
1952-53	70											79.2	+6.1
1953-54	72											78.3	+3.4
1954-55	72											94.5	+1.1
1955-56	72											100.2	-0.9
1956-57	72											103.1	-0.8
1957-58	72											111.5	-6.4
1958-59	72											107.3	-1.3
1959-60	75											114.4	-4.1

(STATISTICS NOT RECORDED BY NBA)

LOS ANGELES

YEAR	GP	FGM	FGA	PCT	FTM	FTA	PCT	REB	AST	PF	PTS	AVG	DIFF
1960-61	79											114.1	-0.1
1961-62	80											120.0	-1.5
1962-63	80											112.4	+3.1
1963-64	80											108.7	+1.0
1964-65	80											109.9	+2.0
1965-66	80											116.4	+1.2
1966-67	81											120.2	+0.3
1967-68	82											115.6	+5.6
1968-69	82											108.1	+4.1
1969-70	82											111.8	+1.9
1970-71	82	3976	8511	.466	1567	2107	.744	4552	2076	1951	9159	111.7	+3.1
1971-72	82	3699	8553	.432	1515	1972	.768	4290	1994	1997	8913	108.7	+12.3
1972-73	82	3646	8409	.434	1167	1583	.737	4101	1963	1941	8459	103.3	+8.5

(STATISTICS NOT RECORDED BY NBA)

YEAR	FGM	FGA	PCT	FTM	FTA	PCT	OR	DR	REB	AST	STL	TO	BS	PTS	AVG	DIFF
1973-74	3667	8364	.438	1546	2044	.756	1525	2786	4311	2061	797	1719	430	8880	108.3	+0.9
1974-75	3595	7914	.454	1603	2117	.757	1422	2807	4229	2239	822	1606	442	8793	107.2	-4.0
1975-76	3515	7781	.450	1573	2148	.732	1384	2837	4221	2032	775	1564	363	8757	106.8	-0.1
1976-77	3648	7880	.452	1510	1990	.759	1348	2625	3973	1900	763	1599	362	8540	104.1	+2.8
1977-78	3797	7848	.463	1529	2050	.746	1365	2599	3964	2073	756	1570	379	8825	107.6	+2.7
1978-79	3727	7921	.484	1415	1931	.733	1288	2486	3774	2234	737	1542	359	9009	109.9	+5.0

YEAR	FGM	FGA	PCT	FTM	FTA	PCT	3PM	3PA	PCT	OR	DR	REB	AST	STL	TO	BS	PTS	AVG	DIFF
1979-80	3723	7921	.470	1430	1884	.759	78	274	.285	1312	2242	3554	2324	797	1420	382	8954	109.2	+5.9
1980-81	3581	7701	.465	1598	2158	.741	42	184	.228	1378	2274	3652	2280	754	1473	357	8802	107.3	+3.9
1981-82	3745	7679	.488	1433	2008	.714	78	213	.366	1275	2255	3530	2319	718	1483	435	9001	109.8	+4.9
1982-83	3734	7617	.490	1455	2008	.725	55	212	.259	1294	2166	3460	2389	766	1562	380	8978	109.5	+5.5
1983-84	3672	7600	.483	1763	2346	.751	63	223	.282	1253	2154	3407	2261	797	1443	376	9170	111.8	+3.8
1984-85	3665	7639	.480	1679	2244	.748	84	297	.283	1248	2078	3326	2313	756	1365	370	9093	110.9	+7.4
1985-86	3577	7450	.480	1778	2369	.751	51	247	.206	1104	2226	3330	2235	792	1330	359	8983	109.5	+7.7
1986-87	3520	7531	.467	1731	2265	.764	122	431	.283	1280	2174	3454	2232	721	1370	404	8893	108.5	+9.3
1987-88	3551	7467	.476	1538	2020	.761	131	439	.298	1175	2249	3424	2200	732	1246	390	8771	107.0	+5.8
1988-89	3541	7540	.470	1542	2051	.752	194	587	.330	1178	2222	3400	2157	752	1263	432	8818	107.5	+7.2
1989-90	3381	7247	.467	1586	2111	.751	175	519	.337	1131	2243	3385	2154	669	1200	426	8523	103.9	+6.8
1990-91	3354	7262	.462	1278	1700	.752	178	573	.311	1131	2187	3318	1978	668	1115	334	8164	99.6	+6.7
1991-92	3408	7095	.480	1329	1744	.762	174	596	.292	1234	2384	3618	2173	594	1256	389	8319	101.5	-1.1
1992-93	3438	7116	.483	1529	2050	.746	245	726	.337	1158	2411	3569	2130	686	1334	384	8650	105.5	-1.3
1993-94	3337	7008	.476	1683	2346	.717	228	723	.315	1284	2533	3817	2163	664	1344	427	8585	105.7	-4.2
1994-95	3299	7050	.468	1580	2233	.708	456	1294	.352	1283	2474	3757	2203	644	1390	489	8634	105.3	-0.3
1995-96	3118	6806	.458	1395	1891	.738	442	1203	.367	1146	2316	3462	2060	588	1334	483	8073	98.5	+4.4
1996-97	2922	6619	.441	1527	2126	.718	479	1379	.347	1110	2368	3478	1880	620	1341	388	7850	95.7	+4.3
1997-98	2984	6800	.439	1669	2281	.732	380	1071	.355	1123	2339	3462	1841	660	1281	423	8017	97.8	+7.7
1998-99	1759	3992	.441	1064	1501	.709	217	652	.332	628	1403	2031	1062	408	716	196	4799	96.0	+3.0
1999-00	2838	6824	.416	1518	2045	.742	372	1142	.326	1007	2531	3538	1597	627	1196	345	7566	92.3	+8.5
2000-01	2983	6815	.438	1595	2114	.754	413	1168	.354	981	2407	3388	1659	619	1073	324	7974	97.2	+3.4
2001-02	2872	6777	.424	1577	2072	.761	399	1259	.317	1016	2526	3542	1643	587	1148	354	7720	94.1	+7.1
2002-03	2976	6725	.443	1622	2133	.760	465	1223	.380	957	2495	3452	1753	644	1190	311	8039	98.0	+2.9
2003-04	2920	6640	.440	1472	1964	.749	420	1247	.337	922	2558	3480	1708	616	1254	308	7732	94.3	+3.4
2004-05	3141	6928	.453	1507	1931	.780	549	1522	.361	1023	2453	3476	2001	622	965	420	8338	101.7	-3.0
2005-06	2945	6547	.450	1585	2123	.747	474	1324	.353	893	2399	3292	1700	536	1158	354	7949	96.9	+2.0
2006-07	3097	6719	.461	1763	2320	.760	523	1462	.358	955	2508	3463	1798	649	1208	409	8480	103.4	-0.1
2007-08	3127	7022	.445	1501	1995	.752	554	1531	.362	988	2521	3509	1793	634	1168	368	8309	101.3	+7.3
2008-09	3050	6825	.447	1454	1931	.753	586	1700	.345	959	2440	3399	1854	635	1275	392	8140	99.3	+7.6
2009-10	3050	6840	.446	1332	1776	.750	520	1585	.328	914	2546	3460	1792	573	1159	363	7952	97.0	+4.7
2010-11	3008	6888	.437	1246	1628	.765	558	1668	.335	1002	2399	3401	1827	585	1116	372	7820	95.4	+6.1
2011-12	2492	5703	.437	901	1215	.742	443	1274	.348	758	1946	2704	1464	556	745	302	6328	95.9	+1.4
2012-13	3253	7180	.453	1167	1594	.732	613	1718	.357	947	2551	3498	1918	696	1061	396	8286	101.0	+1.2
2013-14	3440	7350	.468	1412	1942	.727	666	1843	.361	1068	2950	4011	2112	790	1164	387	8958	109.2	-6.2
2014-15	3180	6817	.466	1577	2118	.745	697	1921	.363	824	2797	3621	1916	611	1068	396	8634	105.3	-6.8
2015-16	3323	7023	.473	1420	1942	.731	700	2016	.347	897	2915	3812	2022	617	1037	458	8766	106.9	-9.6
2016-17	3405	7053	.483	1499	1966	.762	830	2245	.370	843	2801	3644	2110	698	1188	440	9139	111.9	-6.9
2017-18	3366	7374	.456	1402	1843	.761	855	2469	.346	840	2835	3675	2032	682	1170	447	8989	109.6	-1.5
2018-19	3438	7610	.452	1459	1862	.784	971	2784	.349	924	2918	3842	1953	683	1167	421	9306	113.5	-1.7
2019-20	2773	6187	.448	1270	1626	.781	827	2373	.349	668	2333	3001	1662	585	1130	263	7643	107.6	+5.8

ALL-TIME NUMERICAL ROSTER

LOS ANGELES ERA

00

Calvin Garrett
Benoit Benjamin

0

Orlando Woolridge
Soumaila Samake
Andrew Goudelock
Nick Young
Kyle Kuzma

1

Earl Jones
Wes Matthews
Anthony Peeler
Maurice Carter
Caron Butler
William Parker
Javaris Crittenton
Jordan Farmar
Joe Smith
Darius Morris
D'Angelo Russell
K. Caldwell-Pope

2

Kenny Carr
Rory Sparrow
Anthony Miller
Derek Fisher
Aaron McKie
Elias Harris
MarShon Brooks
Wayne Ellington
Brandon Bass
Lonzo Ball
Quinn Cook

3

Elmore Smith
Jeff Lamp
Jay Vincent
Sedale Threatt
Devean George
Shammond Williams
Trevor Ariza
Devin Ebanks
Shawne Williams
Manny Harris
Anthony Brown
Corey Brewer
Isaiah Thomas
Josh Hart
Anthony Davis

4

Adrian Dantley
Byron Scott
Frankie King
Ron Harper
Luke Walton
Antawn Jamison
Ryan Kelly
Marcelo Huertas
Alex Caruso

5

Dick Barnett
Jim McMillian
Tom Abernathy
Jim Price
Eddie Jordan
Duane Cooper
Robert Horry
Ime Udoka
Tierre Brown
Jordan Farmar
Steve Blake
Carlos Boozer
Jose Calderon
Josh Hart
Tyson Chandler
Talen Horton-Tucker

6

Chucky Brown
Eddie Jones
Jelani McCoy
Maurice Evans
Adam Morrison
Josh McRoberts
Earl Clark
Kent Bazemore
Jordan Clarkson
Derrick Williams
Lance Stephenson

7

Kenny Carr
Marty Byrnes
Demetrius Calip
Trevor Wilson
Lester Conner
Derek Strong
Larry Krystkowiak
Sam Jacobson
Isaiah Rider
Brian Cook
Lamar Odom
Ramon Sessions
Darius Johnson-Odom
Xavier Henry
Larry Nance Jr.
Isalah Thomas
JaVale McGee

8

Jim Brewer
Doug Christie
Randolph Keys
Kobe Bryant*

9

Jim Chones
Nick Van Exel
Bryon Russell
Chucky Atkins
Laron Profit
Sun Yue
Matt Barnes
Chris Kaman
Ronnie Price
Marcelo Huertas
Luol Deng
Rajon Rondo

10

Corky Calhoun
Norm Nixon
Larry Drew
Tyronn Lue
Lindsey Hunter
Vladimir Radmanovic
Trey Johnson
Steve Nash
David Nwaba
Tyler Ennis
Sviatoslav Mykhailiuk
Scott Machado
Jemerrio Jones
Jared Dudley

11

Frank Selvy
Gail Goodrich
Jim Clemons
Jim McDaniel
Bo Lamar
Charlie Scott
Bob McAdoo
J.R. Reid
John Celestand
Joe Crispin
Karl Malone
Devin Green
Coby Karl
Wesley Johnson
Tyler Ennis
Brook Lopez
Michael Beasley
Avery Bradley

12

Gene Wiley
Fred Crawford
Pat Riley
Don Chaney
Ronnie Lester
Vlade Divac
Jerome Kersey
Derek Harper
Mike Penberthy
Jannero Pargo
Shannon Brown
Dwight Howard
Kendall Marshall
Vander Blue
Channing Frye
Devontae Cacok

13

Wilt Chamberlain*
Dwight Jones

14

Ray Felix
Hub Reed
Darrall Imhoff
John Tresvant
Leroy Ellis
Brad Holland
David Rivers
Sam Perkins
Stanislav Medvedenko
Ira Newble
Troy Murphy
Brandon Ingram
Danny Green

15

Mel Gibson
Bob Boozer
Henry Finkel
Willie McCarter
Jim Price
Ron Williams
John Roche
Ernie DiGregorio
Ron Carter
Butch Lee
Eddie Jordan
Tony Bobbitt
Metta World Peace
Jabari Brown
Thomas Robinson
Nigel Hayes
Moritz Wagner

16

John Salley
Pau Gasol

17

Rick Fox
Andrew Bynum
Jeremy Lin
Roy Hibbert
Vander Blue
Isaac Bonga

18

Kurt Rambis
Sasha Vujacic
Dion Waiters

19

Tony Campbell
Johnathan Williams

20

Tom Hawkins
Don Nelson
Dick Garrett
Ernie Killum
Nate Hawthorne
Brian Winters
Don Freeman
Allen Murphy
Cornell Warner
Maurice Lucas
Milt Wagner
Terry Teagle
Danny Young
Rumeal Robinson
Jon Barry
Brian Shaw
Gary Payton
Jumaine Jones
Jodie Meeks
Dwight Buycks
Timofey Mozgov
Andre Ingram

21

Bob Leonard
Bobby Smith
Jim King
Archie Clark
Johnny Egan
Flynn Robinson
Walt Wesley
Cliff Meely
Mack Calvin
Johnny Neumann
Michael Cooper
Ruben Patterson
Kareem Rush
Ronny Turiaf
Josh Powell
Chris Duhon
Ed Davis
Travis Wear
Zach Norvell
JR Smith

22

Elgin Baylor*

23

Jim Barnes
Stu Lantz
Lou Hudson
Tony Jackson
Jerome Henderson
Reggie Jordan
Cedric Ceballos
Mario Bennett
Mitch Richmond
Von Wafer
Lou Williams
Gary Payton II
LeBron James

24

Gary Alcorn
Bobby Sims
Ron Horn
John Wetzel
Keith Erickson
Kermit Washington
Ron Boone
Butch Carter
Adrian Branch
Steve Bucknall
George Lynch
Lloyd Daniels
Fred Roberts
Trevor Wilson
George McClood
Shea Seals
Jim Jackson
Kobe Bryant*

25

Leroy Ellis
Gail Goodrich*
Ollie Mack
Alan Hardy
Mitch Kupchak
Keith Owens
Eddie Jones

26

Dan Schayes

* Retired Number

LOS ANGELES ERA

27
Jordan Hill

28
DJ Mbenga
Jason Kapono
Tarik Black
Quinn Cook

30
Cliff Anderson
Bill Hewitt
Fred Hetzel
William Turner
Roger Brown
Cornell Warner
Marv Roberts
Brad Davis
Kevin McKenna
Irving Thomas
Alex Blackwell
George Lynch
Kurt Rambis
Tracy Murray
Julius Randle
Troy Daniels

31
Mel Counts
John Trapp
Zelmo Beaty
Spencer Haywood
Kurt Rambis
Mark McNamara
Sam Bowie
Jamal Sampson
Chris Mihm
Thomas Bryant
Mike Muscala

32
Jim Krebs
Jerry Grote
Bill Bridges
Cazzie Russell
Earvin Johnson*

33
Rod Hundley
Cotton Nash
John Fairchild
Tom Hawkins
Mike Lynn
Travis Grant
Cazzie Russell
K. Abdul-Jabbar*

34
John Block
Erwin Mueller
Stan Love
Myles Patrick
Clay Johnson
Petur
Gudmundsson
Ray Tolbert
Tony Smith
George Lynch
Shaquille O'Neal*

35
Rudy LaRusso
Rick Roberson
Bill Bridges
Don Ford
Joe Cooper
Billy Ray Bates
Larry Spriggs
Tony Brown
Doug Christie
Joe Kleine
Mark Madsen
Reggie Bullock

37
Metta World Peace
K. Antetokounmpo

39
Dwight Howard

40
Bill McGill
Jerry Chambers
Cliff Anderson
Lucius Allen
Dave Robisch
Mike McGee
Antonio Harvey
Travis Knight
Greg Foster
Ivica Zubac

41
C.J. Kupec
Mitch Kupchak
Swen Nater
Elden Campbell
Glen Rice

42
Walt Hazzard
Connie Hawkins
Lucius Allen
James Edwards
James Worthy*

43
Earl Tatum
Chuck Nevitt
Frank Brickowski
Mychal Thompson
Cliff Robinson
Corie Blount
Brian Cook

44
Jerry West*

45
A.C. Green
Sean Rooks
Derrick Caracter

49
Melvin McCants

50
Steve Mix
Theo Ratliff
Robert Sacre

52
Ron Johnson
Bob McNeill
Dennis Hamilton
Jay Carty
Happy Hairston
Jamaal Wilkes*
Mike Smrek
Samaki Walker

53
James Edwards

54
Howard Joliff
Mark Landsberger
Jack Haley
Horace Grant
Kwame Brown

55
Wayne Yates
Billy Thompson
Mike Higgins
Jawann Oldham
Brian Grant

66
Andrew Bogut

73
Dennis Rodman

88
Christian Eyenga
Markieff Morris

*Includes only
players who have
appeared in the
regular season.*

Nos. as available

MINNEAPOLIS ERA

4
Joe Hutton

10
Herm Schaefer

11
Mike Bloom
Billy Hasset
Lew Hitch
Jim Paxson
Frank Selvy

12
Don Smith
Gene Stump
Ed Beach
Howie Schultz
Jim Holstein
Bobby Watson
Alex "Boo" Ellis

13
Tony Jaros
Jim Holstein
Corky Devlin

14
Earl Gardner
Bud Grant
Paul Walther
Joe Hutton
Larry Foust
Ray Felix

15
Don Carlson
Kevin O'Shea
Joe Hutton
Howie Schultz
Dick Schnittker

16
Johnny Jorgensen
Bob Harrison
Dick Garmaker
Nick Mantis

17
Jim Pollard*
Ron Sobie

18
Ray Ellefson
Arnie Ferrin
Frank Saul
Bob Carney
Don Sunderlage
Chuck Mencil

19
Jack Dwan
Vern Mikkelsen*

20
Ed "Whitey"
Kachan
Normie Glick
Bud Grant
Myer "Whitey"
Skoog
Tom Hawkins

21
Bob Leonard

22
Don Forman
Slater Martin*
Ron Feiereisel
McCoy Ingram
George Brown
Elgin Baylor*

23
Ed Kalafat
Alex "Boo" Ellis

24
Dick Schnittker
Walter Dukes
Bob Smith

27
Art Spoelstra

30
Steve Hamilton
Alex "Boo" Ellis

32
Jim Krebs

33
Bob Williams
Rod Hundley

34
Clyde Lovellette*

35
Rudy LaRusso

44
Chuck Share

50
Bob Burrow
Ed Fleming

70
Ed Flemming
Frank Selvy

89
Clyde Lovellette*

99
George Mikan*

* Retired Number;

*Honored Minneapolis Lakers Hall of Famers

ALL-TIME COLLEGIATE ROSTER

UCLA (21)

Trevor Ariza	2007-09
Kareem Abdul-Jabbar	1975-89
Lucius Allen	1974-77
Lonzo Ball	2017-19
Matt Barnes	2010-12
Keith Erickson	1968-73
Jordan Farmar	2006-10, 13-14
Greg Foster*	2000-01
Gail Goodrich	1965-68, 70-76
Jack Haley	1991-92
Walt Hazzard	1964-67
Brad Holland	1979-81
Jason Kapono	2011-12
Mike Lynn	1969-70
Jelani McCoy	2001-02
Tracy Murray	2002-03
Swen Nater	1983-84
Keith Owens	1991-92
Travis Wear*	2017-18
Jamal Wilkes	1977-85
Trevor Wilson	1993-94

NORTH CAROLINA (17)

Steve Bucknall	1989-90
Reggie Bullock	2018-19
Ed Davis	2014-15
Wayne Ellington	2014-15
Rick Fox	1997-04
Danny Green	2019-20
Antawn Jamison	2012-13
Mitch Kupchak	1981-86
George Lynch	1993-96
Kendall Marshall	2013-14
Bob McAdoo	1981-85
Sam Perkins	1990-93
J.R. Reid	1998-99
Charlie Scott	1977-78
Travis Wear*	2017-18
Shammond Williams	2006-07
James Worthy	1982-94

MINNESOTA (15)

Jim Brewer	1980-82
Don Carlson	1948-50
Archie Clark	1966-68
Dick Garmaker	1955-59
Bud Grant	1949-51
Lou Hudson	1977-79
Ron Johnson	1960-61
Sam Jacobson	1998-00
Tony Jaros	1948-51
Ed Kalafat	1954-57
Mark Landsberger*	1979-83
Charles Mencil	1955-57
Whitey Skoog	1951-57
Donald Smith	1948-49
Mychal Thompson	1986-91

KANSAS (11)

Tarik Black*	2014-17
Bill Bridges	1972-75
Roger Brown	1972-73
Wilt Chamberlain	1968-73
Xavier Henry	2013-15
Clyde Lovellette	1953-57
Markieff Morris	2019-20
Sviatoslav Mykhailiuk	2018-19
Thomas Robinson	2016-17
Dave Robisch	1977-79
Walt Wesley	1975-76

KENTUCKY (11)

Sam Bowie	1993-95
Bob Burrow	1957-58
Anthony Davis	2019-20
Jodie Meeks	2012-14
Cotton Nash	1970-76
Julius Randle	2014-18
Pat Riley	1970-76
Rajon Rondo	2018-20
Irving Thomas*	1990-91
Jack Tingle	1948-49
Bobby Watson	1954-55

MICHIGAN (11)

Demetrius Calip	1991-92
Alan Hardy	1980-81
Manny Harris	2013-14
Bob Harrison	1949-53
C.J. Kupec	1975-77
Mike McGee	1981-86
Darius Morris	2011-13
Glen Rice	1998-00
Rumeal Robinson	1996-97
Cazzie Russell	1974-77
Moritz Wagner	2018-19

MARQUETTE (8)

Vander Blue	2014-15, 17-18
Dwight Buycks	2014-15
Jim Chones	1979-81
Darius Johnson-Odom	2012-13
Butch Lee	1979-80
Maurice Lucas	1985-86
Tony Smith	1990-95
Earl Tatum	1976-78

NOTRE DAME (8)

Adrian Dantley	1977-79
Billy Hasset*	1949-50
Tom Hawkins	1959-62, 66-69
Joe Klein*	1996-97
Troy Murphy	2011-12
Kevin O'Shea	1950-51
David Rivers	1988-89
Orlando Woolridge	1988-90

CINCINNATI (7)

Corie Blount	1995-99
Tony Bobbitt	2004-05
Jim Holstein	1952-55
Ruben Patterson	1998-99
Rick Roberson	1969-71
Lance Stephenson	2018-19
Nick Van Exel	1993-98

DUKE (7)

Carlos Boozer	2014-15
Quinn Cook	2019-20
Luol Deng	2016-18
Chris Duhon	2012-13
Brandon Ingram	2016-19
Ryan Kelly	2013-16
Josh McRoberts	2011-12

INDIANA (7)

Tom Abernathy	1976-78
Thomas Bryant	2017-18
Butch Carter	1980-81
Rod Horn	1962-63
Bob Leonard	1956-61
Herm Schaefer	1948-50
Ray Tolbert	1987-88

LOUISVILLE (7)

Derrick Caracter*	2010-12
Earl Clark	2012-13
Allen Murphy	1976-77
Jim Price	1972-75, 78-79
Billy Thompson	1986-88
Milt Wagner	1987-88
Samaki Walker	2001-03

MISSOURI (7)

Jabari Brown*	2014-15
Jordan Clarkson*	2014-18
Larry Drew	1989-91
Clay Johnson	1981-83
Anthony Peeler	1992-96
Kareem Rush	2002-05
Johnathan Williams*	2018-19

DEPAUL (6)

Ron Feireisel	1955-56
Johnny Jorgensen	1948-49
Edwin "Whitey" Kachan	1948-49
George Mikan	1948-54, 55-56
Ron Sobie	1959-60
Gene Stump	1949-50

GONZAGA (6)

Elias Harris	2013-14
Adam Morrison	2009-10
Zach Norvell	2019-20
Robert Sacre	2012-16
Ronny Turiaf	2005-08
Johnathan Williams*	2018-19

USC (6)

John Block	1966-67
Mack Calvin	1976-77
Duane Cooper	1992-93
Bill Hewitt	1968-70
Cliff Robinson	1991-92
Nick Young	2013-17

WEST VIRGINIA (6)

Ed Beach	1950-51
Devin Ebanks	2010-13
Rod Hundley	1957-63
Robert Smith	1959-60, 61-62
Jerry West	1960-74
Ron Williams	1975-76

ARIZONA (5)

Channing Frye	2017-18
Jordan Hill	2011-15
Sean Rooks	1996-99
Luke Walton	2003-12
Derrick Williams	2017-18

MARYLAND (5)

Steve Blake	2010-14
Adrian Branch	1986-87
Brad Davis	1977-79
Laron Profit	2005-06
Joe Smith	2010-11

OHIO STATE (5)

Tony Campbell	1987-89
Jim Clemons	1971-72
Jim Jackson	2005-06
D'Angelo Russell	2015-17
Dick Schittker	1953-58

OREGON STATE (5)

Jay Carty	1968-69
Lester Conner	1994-95
Mel Counts	1966-70, 72-74
A.C. Green	1985-93, 99-00
Gary Payton	2003-04

SYRACUSE (5)

Marty Byrnes	1979-80
Tyler Ennis	2016-18
Wesley Johnson*	2013-15
Dan Schayes	1993-94
Dion Waiters	2019-20

UTAH (5)

Andrew Bogut	2017-19
Jerry Chambers	1966-67
Arnie Ferrin	1948-51
Kyle Kuzma	2017-20
Bill McGill	1964-65

ARIZONA STATE (4)

Mario Bennett	1997-98
Dennis Hamilton	1967-68
Mark Landsberger*	1979-83
Byron Scott	1983-93, 96-97

DAYTON (4)

K. Antetokounmpo	2019-20
Henry Finkel	1966-67
Johnny Horan	1955-56
Jim Paxson	1956-57

FLORIDA STATE (4)

Tony Jackson	1980-81
George McCloud	1996-97
Irving Thomas*	1990-91
Von Wafer	2005-06

ILLINOIS (4)

Brian Cook	2003-07
Don Freeman	1975-76
Derek Harper	1998-99
Don Sunderlage	1954-55

JACKSON STATE (4)

Lindsey Hunter*	2001-02
McCoy Ingram	1957-58
Trey Johnson*	2010-11
Cornell Warner	1975-77

KANSAS STATE (4)

Michael Beasley	2018-19
Bob Boozer	1965-66
Lew Hitch	1951-53, 54-56
Mitch Richmond	2001-02

MICHIGAN STATE (4)

Shannon Brown	2009-11
Earvin Johnson	1979-91, 95-96
Anthony Miller	1994-96
Jay Vincent	1989-90

NC STATE (4)

Chucky Brown	1991-92
Kenny Carr	1977-80
Chuck Nevitt	1984-86
Josh Powell	2008-10

STANFORD (4)

Anthony Brown	2015-17
Brook Lopez	2017-18
Mark Madsen	2000-03
Jim Pollard	1948-55

TEXAS (4)

Avery Bradley	2019-20
Maurice Evans*	2006-07
Slater Martin	1949-56
Chris Mihm	2004-09

*Includes players who have appeared in regular season;
* played at multiple schools*

ALL-TIME COLLEGIATE ROSTER

TULSA (4)

Jordan Clarkson*	2014-18
Joe Cooper*	1982-83
Jim King	1963-66
Shea Seals	1997-98

WYOMING (4)

Larry Nance Jr.	2015-18
John Pilch	1951-52
Theo Ratliff	2010-11
Flynn Robinson	1971-73

ARKANSAS (3)

Tony Brown	1990-91
Joe Kleine*	1996-97
Jannero Pargo	2002-04

CALIFORNIA (3)

Darrall Imhoff	1964-68
Mark McNamara*	1988-90
Jamal Sampson	2003-04

COLORADO (3)

Joe Cooper*	1982-83
Ray Ellefson*	1948-49
Cliff Meety	1975-76

GEORGIA (3)

K. Caldwell-Pope	2017-20
Antonio Harvey*	1993-95
Jumaine Jones	2004-05

GEORGIA TECH (3)

Jon Barry*	1997-98
Javaris Crittenton	2007-08
John Salley	1999-00

HAMLIN (3)

Joe Hutton	1950-52
Vern Mikkelsen	1949-59
Howie Schultz	1951-53

IOWA (3)

Connie Hawkins	1973-75
Ronnie Lester	1984-86
Don Nelson	1963-65

KENTUCKY STATE (3)

Bill Ray Bates	1982-83
Travis Grant	1972-74
Elmore Smith	1973-75

LOUISIANA STATE (3)

Brandon Bass	2015-16
Maurice Carter	2003-04
Shaquille O'Neal	1996-04

MEMPHIS [STATE] (3)

Tarik Black*	2014-17
Shawne Williams	2013-14
Wayne Yates*	1961-62

NEW MEXICO (3)

Michael Cooper	1978-90
Don Ford*	1975-80
Jerome Henderson	1985-86

NEW MEXICO STATE (3)

Jemerrio Jones*	2018-19
Reggie Jordan	1993-94
Wayne Yates*	1961-62

NIAGARA (3)

Boo Ellis	1958-60
Bo Erias	1957-58
Ed Fleming	1957-60

PROVIDENCE (3)

MarShon Brooks	2013-14
Ernie DiGregorio	1977-78
John Egan	1968-70

SANTA CLARA (3)

Mark McNamara*	1988-90
Steve Nash	2012-15
Kurt Rambis	1981-88, 93-95

SEATTLE (3)

Elgin Baylor*	1958-72
Jawann Oldham	1989-90
John Tresvant	1969-71

SOUTHERN ILLINOIS (3)

Dick Garrett	1969-70
Antonio Harvey*	1993-95
Nate Hawthorne	1973-74

TEMPLE (3)

Mike Bloom	1948-49
Eddie Jones	1994-99
Aaron McKie	2005-07

UTEP (3)

Jim Barnes	1966-68
Derrick Character*	2010-12
Greg Foster*	2000-01

VILLANOVA (3)

John Celestand	1999-00
Josh Hart	2017-19
Rory Sparrow	1991-92

WASHINGTON (3)

James Edwards	1977-78, 92-94
Petur Gudmundsson	1985-86
Isaiah Thomas	2017-18

ALCORN STATE (2)

Lindsey Hunter*	2001-02
Trey Johnson*	2010-11

AMERICAN (2)

Andre Ingram	2017-19
Kermit Washington	1973-78

BYU (2)

John Fairchild	1965-66
Fred Roberts	1995-96

CLEMSON (2)

Elden Campbell	1990-99
Horace Grant	2000-01, 03-04

CONNECTICUT (2)

Caron Butler	2004-05
Travis Knight	1996-97, 98-00

CREIGHTON (2)

Benoit Benjamin	1992-93
Kevin McKenna	1981-82

GEORGETOWN (2)

Roy Hibbert	2015-16
Billy Hassett*	1949-50

HOUSTON (2)

Don Chaney	1976-78
Dwight Jones	1982-83

IOWA STATE (2)

Talen Horton-Tucker	2019-20
Wesley Johnson*	2013-15

LOYOLA MARYMOUNT (2)

Normie Glick	1949-50
Jerry Grote	1964-65

MIAMI, OH (2)

Ron Harper	1999-01
Ira Newble	2007-08

NEBRASKA (2)

Stu Lantz	1974-76
Tyronn Lue	1998-01

NYU (2)

Donnie Forman	1948-49
Happy Hairston	1969-75

OREGON (2)

Jabari Brown*	2014-15
Stan Love	1973-75

PEPPERDINE (2)

Doug Christie	1992-94
Bob Sims	1961-62

PENN STATE (2)

Frank Brickowski	1986-87
Joe Crispin	2001-02

SAN FRANCISCO (2)

Erwin Mueller	1967-68
Ime Udoka*	2003-04

ST. JOHNS (2)

M. World Peace	2009-13, 15-17
Leroy Ellis	1962-66, 71-73

ST. JOSEPH'S (2)

Cliff Anderson	1967-69
Bob McNeill	1961-62

SETON HALL (2)

Walter Dukes	1956-57
Frank Saul	1951-54

SOUTH CAROLINA (2)

John Roche	1975-76
Brian Winters	1974-75

UCSB (2)

Don Ford*	1975-80
Brian Shaw*	1999-03

UNLV (2)

Isaiah Rider	2000-01
John Trapp	1971-73

WESTERN CAROLINA (2)

Mel Gibson	1963-64
Frankie King	1995-96

WESTERN KENTUCKY (2)

Jim McDaniels	1975-76
Art Spoelstra	1957-58

WICHITA STATE (2)

Maurice Evans*	2006-07
Gene Wiley	1962-66

WISCONSIN (2)

Wes Mathews	1986-88
Nigel Hayes	2017-18

XAVIER (2)

Brian Grant	2004-05
Derek Strong	1995-96

AKRON (1)

Bill Turner	1972-73
-------------	---------

ALABAMA (1)

Robert Horry	1996-03
--------------	---------

ARKANSAS LITTLE ROCK (1)

Derek Fisher	1996-2004, 07-12
--------------	------------------

AUBURN (1)

Myles Patrick	1980-81
---------------	---------

AUGSBURG (1)

Devean George	1999-06
---------------	---------

AUSTIN PEAY (1)

Calvin Garrett*	1983-84
-----------------	---------

BAYLOR (1)

Terry Teagle	1990-92
--------------	---------

BOISE STATE (1)

Coby Karl	2007-08
-----------	---------

BOSTON COLLEGE (1)

Jared Dudley	2019-20
--------------	---------

BUCKNELL (1)

Mike Muscala	2018-19
--------------	---------

BOWLING GREEN STATE (1)

Charlie Share	1959-60
---------------	---------

BRADLEY (1)

Robert Carney	1954-55
---------------	---------

CAL-SATE FULLERTON (1)

Cedric Ceballos	1994-97
-----------------	---------

CAL-STATE SLO (1)

David Nwaba	2016-17
-------------	---------

CANISIUS (1)

Mike Smrek	1986-88
------------	---------

CENTRAL MICHIGAN (1)

Chris Kaman	2013-14
-------------	---------

COLL. OF CHARLESTON (1)

Andrew Goudelock	2011-13
------------------	---------

COLLEGE OF IDAHO (1)

Elgin Baylor*	1958-72
---------------	---------

COLUMBIA (1)

Jim McMillian	1971-73
---------------	---------

DARTMOUTH (1)

Rudy LaRusso	1959-67
--------------	---------

DAVIDSON (1)

Fred Hetzel	1970-71
-------------	---------

DEPAUW (1)

Earl Gardner	1948-49
--------------	---------

DETROIT (1)

Spencer Haywood	1979-80
-----------------	---------

DISTRICT OF COLUMBIA (1)

Earl Jones	1984-85
------------	---------

DRAKE (1)

Willie McCarter	1969-71
-----------------	---------

*Includes players who have played in regular season;
* played at multiple schools*

ALL-TIME COLLEGIATE ROSTER

DUQUESNE (1) Norm Nixon 1977-83	LONGWOOD (1) Jerome Kersey 1996-97	OLD DOMINION (1) Kent Bazemore 2013-14	TENNESSEE (1) Lefty Walther 1949-50
EAST CAROLINA (1) Oliver Mack 1979-80	LOUISIANA TECH (1) Karl Malone 2003-04	ORAL ROBERTS (1) Calvin Garrett* 1983-84	TENNESSEE STATE (1) Dick Barnett 1962-65
FLORIDA (1) Corey Brewer 2016-18	LOYOLA (CHICAGO) (1) Jack Dwan 1948-49	PACIFIC (1) Jon Barry* 1997-98	TEXAS A&M (1) Alex Caruso 2017-20
FLORIDA A&M (1) Bob Williams 1955-57	THE MASTERS COLLEGE (1) Mike Penberthy 2000-02	PENNSYLVANIA (1) Corky Calhoun 1974-76	TOLEDO (1) Steve Mix 1982-83
FRESNO STATE (1) Gary Alcorn 1960-61	MCNEESE STATE (1) Tierre Brown 2004-05	PFEIFFER (1) Antonio Harvey* 1993-95	UNC WILMINGTON (1) Devontae Cacok 2019-20
FORDHAM (1) William Parker 2005-07	MISSISSIPPI (1) Johnny Neumann 1976-77	PORTLAND STATE (1) Ime Udoka* 2003-04	UTAH STATE (1) Marv Roberts 1976-77
FURMAN (1) Frank Selvy 1957-58, 59-64	MONMOUTH (1) Alex Blackwell 1992-93	PRAIRIE VIEW A&M (1) Zelmo Beatty 1974-75	UTAH VALLEY STATE (1) Ronnie Price* 2014-15
GEORGE WASHINGTON (1) Walter Devlin 1957-58	MONTANA (1) Larry Krystkowiak 1996-97	PURDUE (1) Mel McCants 1989-90	VCU (1) Troy Daniels 2019-20
HAMLIN (1) Jim Fritsche 1953-54	MOREHEAD STATE (1) Steve Hamilton 1958-60	RHODE ISLAND (1) Lamar Odum 2004-11	VIRGINIA (1) Jeff Lamp 1987-89
HAMPTON (1) Devin Green 2005-06	MT. SAN ANTONIO (1) Lloyd Daniels 1994-95	RUTGERS (1) Eddie Jordan 1980-84	VIRGINIA TECH (1) John Wetzel 1967-68
HARVARD (1) Jeremy Lin 2014-15	NEVADA (1) JaVale McGee 2018-20	SAINT MARY'S (1) Brian Shaw* 1999-03	VMI (1) Ron Carter 1978-79
HILL COLLEGE (1) Jemerio Jones* 2018-19	NEVADA-RENO (1) Ramon Sessions 2011-12	SE OKLAHOMA STATE (1) Dennis Rodman 1998-99	WAYNE STATE (1) George Brown 1957-58
HOWARD (1) Larry Spriggs 1983-86	NICHOLLS STATE (1) Ronnie Price* 2014-15	SOUTH FLORIDA (1) Chucky Atkins 2004-05	WEST TEXAS A&M (1) Ray Ellefson* 1948-49
IDAHO STATE (1) Ron Boone 1978-80	NORTHERN COLORADO (1) Mike Higgins 1989-90	SMU (1) James Krebs 1957-64	WEST VIRGINIA TECH (1) Sedale Threatt 1991-96
IONA COLLEGE (1) Scott Machado 2018-19	NORTHWESTERN (1) Nick Mantis 1959-60	SOUTHERN MISS (1) Randolph Keys 1994-95	
LA SALLE (1) Larry Foust 1957-59	OHIO (1) Howard Jolliff 1960-63	SW LOUISIANA (1) Dwight Lamar 1976-77	
LONG BEACH STATE (1) Bryon Russell 2003-04	OKLAHOMA CITY (1) Hub Reed 1963-64	ST. BONAVENTURE (1) Fred Crawford 1967-69	
LONG ISLAND (1) Ray Felix 1959-62	OKLAHOMA ST. [A&M] (1) Ray Ellefson* 1948-49	STETSON (1) Earnie Killum 1970-71	

ALL-TIME LAKERS WITH NBA G LEAGUE EXPERIENCE

Kostas Antetokounmpo [^]	Derrick Character	Nigel Hayes	Gary Payton II [^]
Brandon Bass	Maurice Carter	Xavier Henry*	Josh Powell
Matt Barnes	Earl Clark	Talen Horton-Tucker*	Robert Sacre*
Kent Bazemore	Jordan Clarkson*	Andre Ingram*	Soumaila Samake
Tarik Black*	Quinn Cook	Trey Johnson	Shea Seals
Avery Bradley	Javaris Crittenton	Darius Johnson-Odom*	Ramon Sessions
Anthony Brown*	Troy Daniels	Jemerio Jones*	Ime Udoka
Vander Blue [^]	Ed Davis	Coby Karl*	Von Wafer
Tony Bobbitt	Devin Ebanks*	Ryan Kelly*	Moritz Wagner*
Isaac Bonga*	Tyler Ennis	Jeremy Lin	Travis Wear*
MarShon Brooks	Christian Eyenga*	Scott Machado*	Johnathan Williams [^]
Jabari Brown*	Jordan Farmer*	Kendall Marshall	Lou Williams
Shannon Brown	Andrew Goudelock*	Jelani McCoy*	Shawne Williams*
Tierre Brown	Danny Green	Darius Morris*	Sun Yue*
Thomas Bryant*	Devin Green*	Sviatoslav Mykhailiuk*	Ivica Zubac*
Dwight Buycks	Elias Harris*	Zach Norvell [^]	
Devontae Cacok [^]	Manny Harris*	David Nwaba*	
Alex Caruso [^]	Josh Hart*	Smush Parker	

* played with South Bay
^ Lakers two-way player

Includes players who have appeared in regular season;
* played at multiple schools

ALL-TIME CAREER LEADERS

POINTS

Kobe Bryant	33,643
Jerry West	25,192
Kareem Abdul-Jabbar	24,176
Elgin Baylor	23,149
Earvin Johnson	17,707
James Worthy	16,320
Shaquille O'Neal	13,895
Gail Goodrich	13,044
Byron Scott	12,780
Jamaal Wilkes	10,601

GAMES PLAYED

Kobe Bryant	1,346
Kareem Abdul-Jabbar	1,093
Jerry West	932
James Worthy	926
Derek Fisher	915
Earvin Johnson	906
Michael Cooper	873
Elgin Baylor	846
Byron Scott	846
A.C. Green	735

MINUTES PLAYED

Kobe Bryant	48,637
Kareem Abdul-Jabbar	37,492
Jerry West	36,571
Elgin Baylor	33,863
Earvin Johnson	33,245
James Worthy	30,001
Byron Scott	25,533
Michael Cooper	23,635
Derek Fisher	23,211
Gail Goodrich	21,765

ASSISTS

Earvin Johnson	10,141
Kobe Bryant	6,306
Jerry West	6,238
Norm Nixon	3,846
Michael Cooper	3,666
Kareem Abdul-Jabbar	3,652
Elgin Baylor	3,650
Gail Goodrich	2,863
James Worthy	2,791
Nick Van Exel	2,749

STEALS

Kobe Bryant	1,944
Earvin Johnson	1,724
James Worthy	1,041
Byron Scott	1,038
Michael Cooper	1,033
Kareem Abdul-Jabbar	983
Derek Fisher	968
Norm Nixon	868
Jamaal Wilkes	706
A.C. Green	657

BLOCKED SHOTS

Kareem Abdul-Jabbar	2,694
Shaquille O'Neal	1,278
Elden Campbell	1,022
Vlade Divac	834
Kobe Bryant	640
Andrew Bynum	628
James Worthy	624
Elmore Smith	609
Pau Gasol	607
Michael Cooper	523

FIELD GOALS MADE

Kobe Bryant	11,719
Kareem Abdul-Jabbar	9,935
Jerry West	9,016
Elgin Baylor	8,693
James Worthy	6,878
Earvin Johnson	6,211
Shaquille O'Neal	5,462
Byron Scott	5,126
Gail Goodrich	5,107
Jamaal Wilkes	4,533

FIELD GOALS ATTEMPTED

Kobe Bryant	26,200
Elgin Baylor	20,171
Jerry West	19,032
Kareem Abdul-Jabbar	17,520
James Worthy	13,024
Earvin Johnson	11,951
Gail Goodrich	11,098
Byron Scott	10,461
Shaquille O'Neal	9,498
Vern Mikkelsen	8,812

FREE THROWS MADE

Kobe Bryant	8,378
Jerry West	7,160
Elgin Baylor	5,763
Earvin Johnson	4,960
Kareem Abdul-Jabbar	4,305
George Mikan	3,068
Shaquille O'Neal	2,971
Vern Mikkelsen	2,969
Gail Goodrich	2,830
James Worthy	2,447

FREE THROWS ATTEMPTED

Kobe Bryant	10,011
Jerry West	8,801
Elgin Baylor	7,391
Earvin Johnson	5,850
Kareem Abdul-Jabbar	5,842
Shaquille O'Neal	5,572
George Mikan	3,924
Vern Mikkelsen	3,874
Gail Goodrich	3,466
James Worthy	3,184

3-PT FG MADE

Kobe Bryant	1,827
Derek Fisher	846
Nick Van Exel	750
Byron Scott	595
Eddie Jones	489
Rick Fox	480
Nick Young	465
Michael Cooper	428
Metta World Peace	420
Kentavious Caldwell-Pope	402

3-PT FG ATTEMPTED

Kobe Bryant	5,546
Derek Fisher	2,255
Nick Van Exel	2,062
Byron Scott	1,595
Rick Fox	1,390
Eddie Jones	1,294
Michael Cooper	1,260
Metta World Peace	1,252
Nick Young	1,233
Kyle Kuzma	1,128

FIELD GOAL % (MIN. 1,000 FGM)

Wilt Chamberlain	2360-3902	.605
Shaquille O'Neal	5462-9498	.575
Kareem Abdul-Jabbar	9935-17520	.567
Andrew Bynum	1823-3221	.566
Kurt Rambis	1099-1998	.550
Pau Gasol	2987-5723	.522
James Worthy	6878-13204	.521
Earvin Johnson	6211-11951	.520
Mike McGee	1077-2075	.519
Cedric Ceballos	1169-2263	.517

3-PT FG % (MIN. 250 3FGA)

Vladimir Radmanović	195-488	.400
Brian Cook	162-413	.392
Jumaine Jones	102-261	.391
Chucky Atkins	176-455	.387
Steve Blake	250-653	.383
Anthony Peeler	249-651	.382
Jodie Meeks	284-746	.381
Eddie Jones	489-1294	.378
Nick Young	465-1233	.377
Glen Rice	137-364	.376

FT % (MIN. 200 FTM)

Cazzie Russell	421-480	.877
Sasha Vujčić	282-322	.876
Glen Rice	423-486	.870
Jodie Meeks	307-354	.867
Caron Butler	275-319	.862
Lou Williams	654-768	.854
Stu Lantz	225-265	.849
Earvin Johnson	4960-5850	.848
Nick Young	507-599	.846
Anthony Davis	444-525	.846

REBOUNDS

Elgin Baylor	11,463
Kareem Abdul-Jabbar	10,279
Kobe Bryant	7,047
Earvin Johnson	6,559
Wilt Chamberlain	6,524
Shaquille O'Neal	6,090
Vern Mikkelsen	5,940
A.C. Green	5,632
Rudy LaRusso	5,571
Jerry West	5,376

OFF. REBOUNDS (SINCE 1973-74)

Kareem Abdul-Jabbar	2,494
A.C. Green	2,089
Shaquille O'Neal	1,957
Earvin Johnson	1,601
James Worthy	1,561
Kobe Bryant	1,499
Vlade Divac	1,438
Pau Gasol	1,252
Elden Campbell	1,207
Lamar Odom	1,149

DEF. REBOUNDS (SINCE 1973-74)

Kareem Abdul-Jabbar	7,785
Kobe Bryant	5,548
Earvin Johnson	4,958
Shaquille O'Neal	4,133
Lamar Odom	3,757
A.C. Green	3,543
James Worthy	3,147
Vlade Divac	3,107
Pau Gasol	2,988
Elden Campbell	2,397




8/24 **KOBE BRYANT** "BLACK MAMBA"

Five-time NBA Champion (2000, 2001, 2002, 2009, 2010) ... 2007-08 NBA Most Valuable Player ... 2009 NBA Finals MVP ... 2010 NBA Finals MVP ... Helped lead the United States to gold medals at the 2008 Beijing and 2012 London Olympic games ... Earned All-NBA honors 15 times (First Team in 2002, 2003, 2004, 2006, 2007, 2008, 2009, 2010, 2011, 2012 and 2013; Second Team in 2000 and 2001; Third Team in 1999 and 2005) ... 12-time NBA All-Defensive Team selection ... 18-time NBA All-Star ... Two-time NBA scoring champion from 2005-07 ... Earned All-Star Game MVP honors in 2002, 2007, 2011 and co-MVP honors in 2009 ... Recorded 122 career 40-point games, 176 career double-doubles and 21 career triple-doubles ... Is the Lakers all-time leading scorer (regular season and playoffs) and ranks fourth on the NBA's all-time scoring list ... Nos. 8 and 24 were raised into the STAPLES Center rafters on Dec. 18, 2017



13 **WILT CHAMBERLAIN** "THE BIG DIPPER"

Member of Lakers 1971-72 championship team that won an NBA-record 33 consecutive games and a then-NBA record 69 contests overall (averaged 14.8 points and a team-leading 19.2 rebounds that season) ... Named Most Valuable Player of the 1972 NBA Finals when he averaged 14.7 points and 21.0 rebounds ... Led NBA in rebounding in 11 seasons (four with Lakers) ... Averaged a Los Angeles franchise-record 21.1 rebounds in 1968-69 ... Averaged 18+ rebounds four times with Lakers (21.1, 19.2, 18.6, 18.2) ... Appeared in 13 NBA All-Star games ... Enshrined in Naismith Memorial Basketball Hall of Fame in 1979 ... Averaged an NBA-record 50.4 points during the 1961-62 campaign ... Scored 50+ points on 118 occasions ... Led NBA in both scoring and rebounding (same season) five times ... Earned NBA Most Valuable Players honors four times ... Was named one of the 50 Greatest Players in NBA History during the league's 50th anniversary season in 1996-97 ... Ranks first overall among the club's career field goal percentage leaders (.605) ... Number was retired on Nov. 9, 1983



22 **ELGIN BAYLOR**

Ranks among all-time franchise leaders in numerous categories, including rebounds (1st, 11,463), points (4th, 23,149) and assists (7th, 3,650) ... Scored a then single-game Los Angeles franchise record 71 points November 15, 1960 @ New York (2nd highest total in franchise history) ... 11-time NBA All-Star ... Co-MVP of the 1959 All-Star Game ... Member of the All-NBA First Team on 10 occasions ... Named NBA Rookie of the Year in 1959 ... Scored an NBA Finals record 61 points April 14, 1962 @ Boston ... Inducted into the Naismith Memorial Basketball Hall of Fame in 1977 ... Averaged over 30.0 points and 14.0 rebounds in three seasons during his career ... Led the Lakers in rebounding for seven consecutive seasons (1958-59 through 1964-65), a club record ... Averaged a franchise-record 38.3 points during the 1961-62 season ... Led the Lakers in scoring six different seasons, including three straight years (1958-59 - 1960-61) ... Averaged 27.4 points and 13.5 rebounds in 846 games overall during his career ... Was named one of the 50 Greatest Players in NBA History during the league's 50th anniversary season in 1996-97 ... Number was retired on Nov. 9, 1983



25 **GAIL GOODRICH**

Ranks among all-time club leaders in several categories including total points (8th, 13,044), assists (8th, 2,863) and free throws made (9th, 2,830) ... Member of the Lakers 1971-72 NBA Championship team that won a professional sports-record 33 consecutive games ... Member of the 1973-74 All-NBA First Team ... Led the Lakers in scoring four consecutive seasons (1971-72 through 1974-75), joining George Mikan, Jerry West, Kareem Abdul-Jabbar, Shaquille O'Neal and Kobe Bryant as the only players to accomplish this feat ... Led the Lakers in total assists three straight seasons (1973-74 through 1975-76) ... Was inducted into the Naismith Memorial Basketball Hall of Fame in 1996 ... Appeared in four consecutive All-Star Games during his tenure with the Lakers (1972, 1973, 1974, 1975) ... Number was retired on Nov. 20, 1996

32 EARVIN JOHNSON

"MAGIC"



Ranked 1st on NBA's all-time assist chart (10,141) at time of retirement ... Led NBA in assists five straight seasons (1982-87), highlighted by a career-high / single-season club record 13.1 assists in 1983-84 ... Handed out a team single-game record 24 assists three times, including once during the playoffs (NBA playoff record) ... Selected first overall by the Lakers in the 1979 NBA Draft ... Registered 138 career triple-doubles ... Five-time NBA Champion with the Lakers (1980, 1982, 1985, 1987, 1988) ... Appeared in nine NBA Finals during 13-year career ... Lakers averaged 59 wins per season during his career ... Three-time NBA Most Valuable Player (1987, 1989, 1990) ... Three-time NBA Finals MVP (1980, 1982, 1987) ... Nine-time All-NBA First Team ... 12-time NBA All-Star ... Two-time All-Star Game Most Valuable Player (1990, 1992) ... Led NBA in free throw percentage in 1988-89 (.911) ... Led NBA in steals twice (1981, 1982) ... Named one of the 50 Greatest Players in NBA History during the league's 50th anniversary season in 1996-97 ... Number was retired on Feb. 16, 1992 ... Enshrined in the Naismith Memorial Basketball Hall of Fame in 2002

33 KAREEM ABDUL-JABBAR

"THE CAPTAIN"



NBA's all-time leading scorer (38,387) ... Led Lakers in scoring a club-record 11 consecutive seasons (1975-86) ... Averaged 20+ points in each of first 17 NBA seasons and double figures each of his 20 campaigns (14 with Lakers) ... Ranks among NBA all-time leaders in numerous categories, including games played (2nd, 1,560), minutes (1st, 57,446), rebounds (3rd, 17,440) and blocked shots (3rd, 3,189) ... Six-time NBA Champion (five with Lakers, one with Milwaukee) ... Six-time NBA Most Valuable Player (most in NBA history) ... NBA Rookie of the Year (1970) ... Two-time NBA Finals Most Valuable Player (1971, 1985) ... All-NBA First Team 10 times ... 19-time NBA All-Star ... NBA All Defensive First Team five times ... Led the NBA in blocked shots four times ... Was named one of the 50 Greatest Players in NBA history during the league's 50th anniversary season in 1996-97 ... Number was retired on March 20, 1989 ... Enshrined in the Naismith Memorial Basketball Hall of Fame in 1995

34 SHAQUILLE O'NEAL

"DIESEL"



NBA Most Valuable Player, NBA Finals MVP and All-Star game MVP in 1999-2000 ... Four-time NBA champion (3 with Lakers) ... Three-time NBA Finals MVP (2000, 2001, 2002) ... 15-time NBA All-Star (7 with Lakers) ... Three-time NBA All-Star Game MVP ... 14-time All-NBA (8-time First Team, 2-time Second Team, 4-time Third Team) ... Three-time All-Defensive Second Team ... Two-time NBA scoring champion (1995, 2000) ... 1992-93 NBA Rookie of the Year ... At time of retirement, ranked among NBA all-time leaders in points (6th, 28,596), FG% (3rd, .5823), rebounds (14th, 13,099) and blocks (7th, 2,732) ... Ranks among franchise leaders in points (7th, 13,895), rebounds (6th, 6090), blocks (2nd, 1,278) and FG% (2nd, .575) ... Led NBA in FG% 10 times ... Led Lakers in scoring five times (career-best 29.7 ppg in 1999-2000) ... One of six Lakers to score 60+ points in a game ... 1996 Olympic gold medalist ... Named one of the 50 Greatest Players in NBA history during 50th anniversary season in 1996-97 ... Number was retired on April 2, 2013

42 JAMES WORTHY

"BIG GAME JAMES"



Named Most Valuable Player of the 1988 NBA Finals (22.0 points, 7.4 rebounds, 4.4 assists) ... Registered a triple-double in Game 7 of the 1988 NBA Finals (36 points, 16 rebounds, 10 assists) ... Was the first overall pick in the 1982 NBA Draft ... Member of three NBA championship teams with the Lakers (1985, 1987, 1988) ... Seven-time NBA All-Star ... Averaged 20-plus points on four occasions ... Led the Lakers in scoring in 1990-91 ... Ranks among all-time Los Angeles franchise leaders in several categories, including scoring (6th, 16,320), steals (3rd, 1,041) and field goal percentage (7th, .521) ... Averaged 21.1 points in 143 career playoff games (.544FG%) ... Member of the All-NBA Third Team on two occasions ... Field goal percentage eclipsed .530 each of his first eight seasons in the NBA ... 12-year NBA veteran (all with the Lakers) ... Was named one of the 50 Greatest Players in NBA history during the league's 50th anniversary season in 1996-97 ... Number was retired on Dec. 10, 1995 ... Inducted into the Naismith Memorial Basketball Hall of Fame in 2003



44 **JERRY WEST**
"MR. CLUTCH"

Career scoring average (27.0) ranks 5th all-time in NBA history ... Playoff scoring average (29.1) ranks 3rd all-time ... Second on Lakers all-time scoring list (25,192) ... Led the Lakers in scoring seven times (including a career-best 31.3 in 1965-66) ... 10-time All-NBA First Team selection ... Four-time NBA All-Defensive First Team ... 14-time NBA All-Star (All-Star Game MVP in 1972) ... Member of the Lakers' 1972 NBA championship team ... Named MVP of the 1969 NBA Finals ... Set an NBA record by scoring 20-plus points in 25 consecutive NBA Finals games - since broken by Michael Jordan (35) ... Holds the NBA record for most free throws made in a single season (840 in 1965-66) ... Holds the NBA record for highest scoring average in a single playoff series (46.3 in 1965 six-game series vs. Baltimore) ... Was the first-ever draft choice in L.A. Lakers history (second pick overall in the 1960 NBA Draft) ... Led the NBA in assists in 1971-72 (9.7) ... Inducted into the Naismith Memorial Basketball Hall of Fame in 1980 ... Spent entire 14-year NBA career with Lakers ... Named one of the 50 Greatest Players in NBA history during 50th anniversary season in 1996-97 ... Number was retired on Nov. 9, 1983



52 **JAMAAL WILKES**
"SILK"

Ranks among all-time Lakers franchise leaders in several categories including points (10th, 10,601), field goals (10th, 4,533) and steals (9th, 706) ... Member of four NBA championship teams (three with Lakers (1980, 1982, 1985) and one with Golden State (1975)) ... Posted 37 points and 10 rebounds against Philadelphia in the historic series clinching Game 6 of the 1980 NBA Finals ... Three-time NBA All-Star (1976, 1981, 1983) ... In his rookie season, averaged 14.2 points, 8.2 rebounds and 1.3 blocks, earning him the 1974-75 NBA Rookie of the Year award ... Averaged 18.4 points in eight seasons with the Lakers, averaging at least 20 points per game in three straight seasons from 1979-80 through 1981-82 ... Member of the NBA's All-Defensive Second Team twice (1976 and 1977) ... Was inducted in the Naismith Memorial Basketball Hall of Fame in 2012 ... Number was retired on Dec. 28, 2012

CHICK HEARN



The first broadcaster inducted into the Naismith Memorial Basketball Hall of Fame in 2003 ... Curt Gowdy Media Award winner ... 20th member of the American Sportscaster Hall of Fame ... 1997 National Sports Media Association Hall of Fame inductee ... Broadcast 3,338 consecutive Lakers games from November 21, 1965 to December 16, 2001 ... Known for his witty on-air personality and his "Chickisms," including "Slam Dunk!" and "Air Ball" ... Announced USC football and basketball games from 1956-61 ... Born Francis Dayle "Chick" Hearn in Aurora, IL ... Married to Marge Hearn for 64 years, from 1938 until his passing in 2002 ... A jersey bearing the image of his microphone was raised into the rafters in November 2002 ... Honored with a bronze statue outside of STAPLES Center in 2010

JOHN KUNDLA



Honored as "One of the Top 10 Coaches in NBA History" by the NBA ... Joined the Lakers for the 1947-48 NBL season and won championship with a 43-17 record in first year ... After merger of Minneapolis into NBA, guided Lakers to five championships in team's first six NBA seasons ... Ranks third among Lakers coaches in victories (423) behind Pat Riley and Phil Jackson ... Enshrined into the Naismith Memorial Basketball Hall of Fame in 1995



CLYDE LOVELLETTE

The first basketball player in history to play on an NCAA, Olympic and NBA Championship team ... Member of three NBA championship teams including the 1954 Lakers ... Four-time NBA All-Star (twice with Lakers) and a two-time All-NBA Second Team selection (once with Lakers in 1956) ... Led Lakers in scoring in 1956 (21.5) and 1957 (20.8) ... Led team in rebounding in 1955 (11.5), 1956 (14.0) and 1957 (13.4) ... Led team in FG% from the 1953-54 season through 1956-57 ... Was enshrined as a player in the Naismith Memorial Basketball Hall of Fame in 1988



JIM POLLARD

Known as "The Kangaroo Kid" ... Signed with Minneapolis Lakers in 1947 ... Member of the Lakers 1948 championship team as well as the NBA championship teams of 1949, 1950 and 1952-54 ... Four-time NBA All-Star ... Two-time All-NBA first team member ... Two-time All-NBA second team member ... Ranked in the NBA's top 10 in assists (8th/3.8) and points (10th/14.7) in 1949-50 ... Ranked 10th in the NBA in scoring (15.5) in 1951-52 ... Enshrined in the Naismith Memorial Basketball Hall of Fame in 1978



SLATER MARTIN

Slater "Dugie" Martin ... Selected by Minneapolis in the 1949 BAA Draft ... Member of the Lakers NBA championship teams in 1950 and 1952-54 ... Five-time selection to the All-NBA second team (twice with Lakers) ... Seven-time All-Star (five with Lakers) ... Led the Lakers in assists from the 1951-52 season through 1955-56 ... Enshrined in the Naismith Memorial Basketball Hall of Fame in 1982



GEORGE MIKAN

All-NBL first team (1947-48) ... NBL Most Valuable Player in 1948 ... Six-time All NBA First Team (1949-54) ... Four-time NBA All-Star ... Led Minneapolis to 1948 NBL Championship and NBA Championships in 1949, 1950 and 1952-54 ... Led the NBA in scoring in 1949 (28.3), 1950 (27.4) and 1951 (28.4) while leading the team in scoring in 1952-54 ... Led team in assists in 1949 and 1951 ... Twice led the NBA in rebounding in 1952 (13.5) and 1953 (14.4) ... Elected to the Naismith Memorial Basketball Hall of Fame in 1959 ... Member of the NBA's 25th and 35th Anniversary All-Time Teams and in 1996, was named "One of the 50 Greatest Players in NBA History" by the NBA



VERN MIKKELSEN

First round draft pick of Minneapolis ... Won four NBA Championships with the Lakers (1950, 1952-54) ... Named All-NBA second team (1951-53, 1955) ... Six-time NBA All-Star ... Led team in scoring in 1955 (18.7) and 1958 (17.3) ... Led team in FG% in 1951-52 and 1952-53 and FT% in 1958-59 ... Elected to the Naismith Memorial Basketball Hall of Fame in 1995

1948-49 MINNEAPOLIS LAKERS



44-16 - 2ND IN WESTERN DIVISION

Head Coach: John Kundla
 Standing: Donnie Forman, Herm Schaefer, Don Carlson, Don Smith, Tony Jaros, Johnny Jorgensen, Earl Gardner, Arnie Ferrin, Jack Dwan, Jim Pollard, George Mikán
 Not pictured: Mike Bloom, Ray Ellefson, Whitey Kachan, Jack Tingle

NBA Champions

1948-49 REGULAR SEASON STATISTICS / GAME-BY-GAME RESULTS

	G	FGM	FGA	PCT	FTM	FTA	PCT	AST	PF	PTS	AVG
Mikan	60	583	1403	.416	532	689	.772	218	260	1698	28.3
Pollard	53	314	792	.396	156	227	.687	142	144	784	14.8
Schaefer	58	214	572	.374	174	213	.817	185	121	602	10.4
Carlson	55	211	632	.334	86	130	.662	170	180	508	9.2
Ferrin	47	130	378	.344	85	128	.664	76	142	345	7.3
Jaros	59	132	385	.343	79	110	.718	58	114	343	5.8
Dwan	60	121	380	.318	34	69	.493	129	157	276	4.6
Forman	44	68	231	.294	43	67	.642	74	94	179	4.1
Jorgensen	48	41	114	.360	24	33	.727	33	68	106	2.2
Gardner	50	38	101	.376	13	28	.464	19	50	89	1.8
Bloom*	24	13	92	.141	29	40	.725	15	22	55	2.3
Kachan†	19	16	42	.381	15	22	.682	12	24	47	2.5
Smith	8	2	13	.154	2	3	.667	2	6	6	0.8
Tingle	2	1	6	.167	0	0	-	1	2	2	1.0
Ellefson	3	1	5	.200	0	0	-	0	2	2	0.7

*Finished season with another team. †Totals with Lakers only.

DATE	OPPONENT	BOX SCORE	W / L	DATE	OPPONENT	BOX SCORE	W / L
Nov. 4	@ Baltimore	W 84-72	1-0	Feb. 3	@ Philadelphia	W 78-76	29-10
Nov. 6	@ Washington	L 62-67	1-1	Feb. 6	Rochester	L 74-85	29-11
Nov. 9	@ Boston	L 55-77	1-2	Feb. 10	New York	W 95-75	30-11
Nov. 11	@ New York	W 77-68	2-2	Feb. 11	@ Chicago	L 97-105	30-12
Nov. 13	@ Providence	W 90-67	3-2	Feb. 13	Baltimore	W 91-74	31-12
Nov. 14	@ Rochester	L 75-92	3-3	Feb. 16	Chicago	W 90-71	32-12
Nov. 17	Boston	L 72-74	3-4	Feb. 18	@ Boston	W 85-71	33-12
Nov. 19	@ Chicago	W 85-81	4-4	Feb. 19	@ Providence	W 94-80	34-12
Nov. 21	Baltimore	W 94-81	5-4	Feb. 22	@ New York	W 101-74	35-12
Nov. 23	@ Indianapolis	W 88-82	6-4	Feb. 24	Fort Wayne	W 77-73	36-12
Nov. 24	Providence	W 117-89	7-4	Feb. 26	@ Baltimore	W 115-114 (2OT)	37-12
Nov. 27	@ St. Louis	W 87-71	8-4	Feb. 27	@ Fort Wayne	L 50-74	37-13
Nov. 28	Philadelphia	W 88-67	9-4	Mar. 3	@ Indianapolis	W 82-79	38-13
Nov. 30	Boston (@ Chicago)	W 94-84	10-4	Mar. 6	Providence	W 68-59	39-13
Dec. 1	@ Fort Wayne	L 74-84	10-5	Mar. 9	Boston	W 74-67	40-13
Dec. 4	@ Chicago	L 100-104	10-6	Mar. 10	@ St. Louis	L 71-88	40-14
Dec. 5	St. Louis	W 78-68	11-6	Mar. 12	Indianapolis (@ Chicago)	W 97-69	41-14
Dec. 8	Washington	L 83-94	11-7	Mar. 13	New York	W 100-90	42-14
Dec. 10	@ Rochester	W 96-75	12-7	Mar. 16	@ Washington	L 72-85	42-15
Dec. 12	Rochester	W 67-58	13-7	Mar. 17	@ Baltimore	L 67-101	42-16
Dec. 15	Indianapolis	W 79-61	14-7	Mar. 19	@ Rochester	W 99-85	43-16
Dec. 19	Chicago	W 94-84	15-7	Mar. 20	Philadelphia	W 91-78	44-16
Dec. 21	@ Philadelphia	L 64-72	15-8				
Dec. 22	@ New York	L 79-97	15-9				
Dec. 26	Rochester	W 99-90	16-9				
Dec. 29	Washington	W 91-68	17-9				
Jan. 1	Fort Wayne	W 92-72	18-9				
Jan. 5	St. Louis	W 101-76	19-9				
Jan. 8	@ St. Louis	L 59-64	19-10				
Jan. 9	St Louis	W 74-58	20-10				
Jan. 12	Providence	W 98-64	21-10				
Jan. 16	Indianapolis	W 75-66	22-10				
Jan. 18	@ Indianapolis	W 81-56	23-10				
Jan. 20	Fort Wayne	W 83-65	24-10				
Jan. 23	Philadelphia	W 89-71	25-10				
Jan. 26	Chicago	W 84-49	26-10				
Jan. 31	Washington	W 84-79	27-10				
Feb. 2	@ Fort Wayne	W 82-79	28-10				

*Overtime games as available

1949-50 MINNEAPOLIS LAKERS

51-17 - 1ST IN CENTRAL DIVISION

Head Coach: John Kundla
Standing: Slater Martin, Billy Hasset, Don Herm Schaefer, Bob Harrison, Carlson, Tony Jaros, Bud Grant, Arnie Ferrin, Jim Pollard, Vern Mikkelsen, George Mikan
Not pictured: Normie Glick, Gene Stump, Lefty Walther



NBA Champions

1949-50 REGULAR SEASON STATISTICS / GAME-BY-GAME RESULTS

	G	FGM	FGA	PCT	FTM	FTA	PCT	AST	PF	PTS	AVG
Mikan	68	649	1595	.407	567	728	.779	197	297	1865	27.4
Pollard	66	394	1140	.346	185	242	.764	252	143	973	14.7
Mikkelsen	68	288	722	.399	215	286	.752	123	222	791	11.6
Ferrin	63	132	396	.333	76	109	.697	95	147	340	5.4
Schaefer	65	122	314	.389	86	101	.851	203	104	330	5.1
Harrison	66	125	348	.359	50	74	.676	131	175	300	4.5
Martin	67	106	302	.351	59	93	.634	148	162	271	4.0
Carlson	57	99	290	.341	69	95	.726	76	126	267	4.7
Jaros	61	84	289	.291	72	96	.750	60	106	240	3.9
Hasset†	42	38	145	.262	35	67	.522	69	82	111	2.6
Grant	35	42	115	.365	7	17	.412	19	36	91	2.6
Walther*	22	32	80	.400	11	21	.524	10	39	75	3.4
Stump*	23	27	95	.284	7	14	.500	23	32	61	2.7
Glick	1	1	1	1.000	0	0	-	1	2	2	2.0

*Finished season with another team. †Totals with Lakers only.

DATE	OPPONENT	BOX SCORE	W / L	DATE	OPPONENT	BOX SCORE	W / L
Nov. 2	@ Philadelphia	W 81-69	1-0	Jan. 17	@ Boston	W 105-79	27-12
Nov. 5	@ Baltimore	W 92-77	2-0	Jan. 18	@ Washington	W 76-68	28-12
Nov. 8	@ Washington	W 68-66	3-0	Jan. 19	@ New York	W 94-83	29-12
Nov. 10	@ Boston	W 98-84	4-0	Jan. 20	@ Philadelphia	L 89-90	29-13
Nov. 12	@ Chicago	L 79-86	4-1	Jan. 22	Chicago	W 103-75	30-13
Nov. 16	St. Louis	W 94-71	5-1	Jan. 24	@ Chicago	W 80-68	31-13
Nov. 17	@ St. Louis	L 65-78	5-2	Jan. 25	St. Louis	W 85-78	32-13
Nov. 19	@ Anderson	L 80-83	5-3	Jan. 29	Washington	W 88-60	33-13
Nov. 20	Indianapolis	W 121-95	6-3	Feb. 1	New York	W 96-81	34-13
Nov. 23	Baltimore	W 84-71	7-3	Feb. 2	@ Fort Wayne	W 79-78	35-13
Nov. 25	@ Detroit	W 101-81	8-3	Feb. 5	Philadelphia	W 100-67	36-13
Nov. 27	Chicago	L 82-96	8-4	Feb. 9	Washington	W 71-59	37-13
Nov. 30	New York	W 102-92	9-4	Feb. 12	Boston	W 88-70	38-13
Dec. 1	@ Indianapolis	L 68-86	9-5	Feb. 15	Rochester	W 92-70	39-13
Dec. 3	@ Chicago	W 91-80	10-5	Feb. 16	@ St. Louis	W 72-71	40-13
Dec. 4	Rochester	W 95-80	11-5	Feb. 17	Waterloo (@ St. Paul)	W 80-74	41-13
Dec. 7	Washington	W 93-76	12-5	Feb. 19	Chicago	W 96-83	42-13
Dec. 8	@ Fort Wayne	L 66-87	12-6	Feb. 22	St. Louis	W 100-57	43-13
Dec. 10	Detroit (@ Rochester)	W 89-76	13-6	Feb. 25	@ Rochester	L 64-66	43-14
Dec. 11	Philadelphia	W 90-81	14-6	Feb. 26	Tri-Cities	W 80-66	44-14
Dec. 14	@ New York	L 84-94	14-7	Feb. 28	Fort Wayne	W 71-65	45-14
Dec. 15	@ Baltimore	L 68-87	14-8	Mar. 2	@ Baltimore	W 88-68	46-14
Dec. 18	Boston	W 77-72	15-8	Mar. 3	@ Philadelphia	L 61-66	46-15
Dec. 20	@ Rochester	L 62-87	15-9	Mar. 4	@ New York	W 84-75	47-15
Dec. 21	@ Washington	W 75-61	16-9	Mar. 5	@ Syracuse	L 75-84	47-16
Dec. 22	@ Boston	L 69-87	16-10	Mar. 7	Sheboygan	W 90-73	48-16
Dec. 25	Fort Wayne	W 72-58	17-10	Mar. 8	Phil. (@ St. Paul)	W 68-65	49-16
Dec. 26	@ Tri-Cities	W 78-76	18-10	Mar. 12	New York	W 87-66	50-16
Dec. 28	Baltimore	W 88-77	19-10	Mar. 15	Baltimore	W 96-62	51-16
Dec. 31	@ Waterloo	W 86-68	20-10	Mar. 19	@ Fort Wayne	L 67-69	51-17
Jan. 1	Anderson	W 87-75	21-10				
Jan. 4	Fort Wayne	W 91-75	22-10				
Jan. 5	@ Sheboygan	L 82-85	22-11				
Jan. 8	Boston	W 85-80	23-11				
Jan. 11	Syracuse	W 98-88	24-11				
Jan. 12	@ St. Louis	W 89-73	25-11				
Jan. 14	@ Rochester	L 77-83	25-12				
Jan. 15	Rochester	W 85-73	26-12				

* Overtime games as available

1950-51 MINNEAPOLIS LAKERS



44-24 - 1ST IN WESTERN DIVISION

Head Coach: John Kundla
Players: Arnie Ferrin, Bud Grant, Bob Harrison, Joe Hutton, Tony Jaros, Slater Martin, George Mikan, Vern Mikkelsen, Kevin O'Shea, Jim Pollard, Ed Beach

1950-51 REGULAR SEASON STATISTICS / GAME-BY-GAME RESULTS

	G	FGM	FGA	PCT	FTM	FTA	PCT	REB	AST	PF	DQ	PTS	AVG
Mikan	68	678	1584	.428	576	717	.803	958	208	308	14	1932	28.4
Mikkelsen	64	359	893	.402	186	275	.676	655	181	260	13	904	14.1
Pollard	54	256	728	.352	117	156	.750	484	184	157	4	629	11.6
Martin	68	227	627	.362	121	177	.684	246	235	199	3	575	8.5
Harrison	68	150	432	.347	101	128	.789	172	195	218	5	401	5.9
Ferrin	68	119	373	.319	114	164	.695	271	107	220	8	352	5.2
O'Shea	63	87	267	.326	97	134	.724	125	100	99	1	271	4.3
Jaros	63	88	287	.307	65	103	.631	131	72	131	0	241	3.8
Grant	61	53	184	.288	52	83	.627	115	71	106	0	158	2.6
Hutton	60	59	180	.328	29	43	.647	102	53	89	1	147	2.5
Beach*	11	8	35	.229	6	9	.667	25	2	14	0	22	2.0

*Finished season with another team.

DATE	OPPONENT	BOX SCORE	W / L	DATE	OPPONENT	BOX SCORE	W / L
Nov. 1	@ Baltimore	L 71-81	0-1	Jan. 23	Baltimore (@ Johnstown)	W 89-79	27-15
Nov. 4	@ Washington	W 91-85	1-1	Jan. 18	@ New York	L 78-95	24-15
Nov. 5	@ Syracuse	L 87-90	1-2	Jan. 20	Fort Wayne (@ Milw.)	W 89-70	25-15
Nov. 9	@ Boston	L 71-76	1-3	Jan. 21	Tri-Cities	W 89-82	26-15
Nov. 12	Philadelphia	W 83-70	2-3	Jan. 25	@ Philadelphia	W 90-71	28-15
Nov. 15	Syracuse	W 72-71 (OT)	3-3	Jan. 28	Indianapolis	W 101-75	29-15
Nov. 16	@ New York	L 69-71	3-4	Jan. 31	Tri-Cities	W 106-78	30-15
Nov. 18	@ Rochester	W 86-77 (2OT)	4-4	Feb. 3	@ Indianapolis	W 89-84	31-15
Nov. 19	Rochester	W 90-77	5-4	Feb. 4	Boston	W 98-84	32-15
Nov. 22	Fort Wayne	L 18-19	5-5	Feb. 7	@ Fort Wayne	L 86-96	32-16
Nov. 23	@ Fort Wayne	L 63-73	5-6	Feb. 8	Rochester	W 69-58	33-16
Nov. 26	Baltimore	W 85-71	6-6	Feb. 11	Indianapolis	W 91-78	34-16
Nov. 29	Tri-Cities	W 85-66	7-6	Feb. 14	Baltimore	W 99-71	35-16
Dec. 1	@ Indianapolis	L 65-66	7-7	Feb. 16	@ Indianapolis	W 76-71	36-16
Dec. 3	Philadelphia	W 95-83	8-7	Feb. 17	@ Rochester	L 82-87	36-17
Dec. 6	New York	W 84-62	9-7	Feb. 18	@ Syracuse	L 80-91	36-18
Dec. 9	@ Tri-Cities	W 88-79	10-7	Feb. 21	Syracuse	W 82-76	37-18
Dec. 10	Tri-Cities	W 114-101	11-7	Feb. 24	Fort Wayne	W 95-78	38-18
Dec. 13	Rochester	L 72-82	11-8	Feb. 25	Indianapolis	L 73-75	38-19
Dec. 15	@ Indianapolis	W 82-71	12-8	Feb. 27	Tri-Cities (@ Milw.)	W 83-77	39-19
Dec. 17	@ Tri-Cities	W 86-71	13-8	Feb. 28	@ Fort Wayne	L 73-77	39-20
Dec. 16	Indianapolis	W 79-60	14-8	Mar. 1	@ Philadelphia	L 77-97	39-21
Dec. 19	@ Philadelphia	L 67-71	14-9	Mar. 3	@ Tri-Cities	W 99-88	40-21
Dec. 20	@ Baltimore	L 84-91	14-10	Mar. 4	@ Boston	L 82-92	40-22
Dec. 23	@ Boston	L 81-87	14-11	Mar. 6	@ Rochester	L 79-90	40-23
Dec. 25	Washington	W 93-79	15-11	Mar. 8	@ New York	L 94-97	40-24
Dec. 27	Baltimore	W 81-63	16-11	Mar. 11	Boston	W 98-96 (2OT)	41-24
Dec. 28	@ Rochester	L 67-75	16-12	Mar. 14	Syracuse	W 100-76	42-24
Dec. 31	Philadelphia	W 83-73	17-12	Mar. 17	@ Tri-Cities	W 92-91	43-24
Jan. 1	@ Fort Wayne	L 70-83	17-13	Mar. 18	New York	W 86-68	44-24
Jan. 3	Fort Wayne	W 86-64	18-13				
Jan. 4	@ Syracuse	W 80-77	19-13				
Jan. 5	Boston	W 69-54	20-13				
Jan. 7	Rochester	W 69-57	21-13				
Jan. 10	New York	W 70-65	22-13				
Jan. 11	@ Tri-Cities	W 113-109	23-13				
Jan. 14	Indianapolis	W 86-84	24-13				
Jan. 16	@ Indianapolis	L 68-82	24-14				

*Overtime games as available

1951-52 MINNEAPOLIS LAKERS

40-26 - 2ND IN WESTERN DIVISION

Head Coach: John Kundla
Standing: Slater Martin, Joe Hutton, Frank Saul,
 Bob Harrison, Jim Pollard, Howie
 Schultz, Vern Mikkelsen, Lew Hitch,
 George Mikan
Not pictured: John Pilch, Whitey Skoog



NBA Champions

1951-52 REGULAR SEASON STATISTICS / GAME-BY-GAME RESULTS

	G	MIN	FGM	FGA	PCT	FTM	FTA	PCT	REB	AST	PF	DQ	PTS	AVG
Mikan	64	2572	545	1414	.385	433	555	.780	866	194	286	14	1523	23.8
Mikkelsen	66	2345	363	866	.419	283	372	.761	681	180	282	16	1009	15.3
Pollard	65	2545	411	1155	.356	183	260	.704	593	234	199	4	1005	15.5
Martin	66	2480	237	632	.375	142	190	.747	228	249	226	9	616	9.3
Sault	25	759	72	185	.389	71	93	.763	-	68	66	-	215	8.6
Harrison	65	1712	156	487	.320	89	124	.718	160	188	203	9	401	6.2
Schultz	66	1301	89	315	.283	90	119	.756	246	102	197	13	268	4.1
Skoog	35	988	102	296	.345	30	38	.789	122	60	94	4	234	6.7
Hitch	61	849	77	215	.358	63	94	.670	243	50	89	3	217	3.6
Hutton	60	723	53	158	.335	49	70	.700	85	62	110	1	155	2.6
Pilch	9	41	1	10	.100	3	6	.500	9	2	10	0	5	0.6

†Totals with Lakers only.

DATE	OPPONENT	BOX SCORE	W / L	DATE	OPPONENT	BOX SCORE	W / L
Nov. 3	@ Rochester	W 93-74	1-0	Jan. 20	Rochester	W 91-81 (20T)	25-14
Nov. 4	@ Syracuse	L 67-98	1-1	Jan. 23	Syracuse	L 97-99 (OT)	25-15
Nov. 9	@ Philadelphia	L 86-98	1-2	Jan. 26	@ Milwaukee	W 57-56	26-15
Nov. 10	@ New York	W 89-73	2-2	Jan. 27	Milwaukee	W 91-62	27-15
Nov. 11	@ Boston	L 72-77	2-3	Jan. 30	New York	W 77-65	28-15
Nov. 12	@ Baltimore	W 90-80	3-3	Jan. 31	@ Fort Wayne	W 85-78	29-15
Nov. 13	@ Indianapolis	W 77-71	4-3	Feb. 1	@ Indianapolis	L 77-85	29-16
Nov. 17	Fort Wayne	W 68-64	5-3	Feb. 3	Rochester	W 77-75	30-16
Nov. 22	Rochester	W 70-65 (20T)	6-3	Feb. 7	Rochester	W 86-75	31-16
Nov. 24	@ Milwaukee	W 72-59	7-3	Feb. 9	Fort Wayne	L 67-70	31-17
Nov. 25	Indianapolis	W 82-73	8-3	Feb. 10	@ Milwaukee	L 69-70 (20T)	31-18
Nov. 28	Boston	W 90-76	9-3	Feb. 14	Milw. (@ Grand Forks)	W 109-74	32-18
Dec. 1	Fort Wayne	W 89-69	10-3	Feb. 16	Boston (@ St. Paul)	L 75-77	32-19
Dec. 2	@ Fort Wayne	L 61-63	10-4	Feb. 17	@ Fort Wayne	L 87-99	32-20
Dec. 5	Syracuse	L 81-83 (OT)	10-5	Feb. 19	@ New York	L 96-98	32-21
Dec. 8	Baltimore (@ St. Paul)	W 85-64	11-5	Feb. 20	@ Baltimore	W 93-78	33-21
Dec. 9	Indianapolis	L 78-85	11-6	Feb. 21	@ Syracuse	L 80-88	33-22
Dec. 11	@ Indianapolis	L 69-85	11-7	Feb. 23	@ Rochester	W 83-73	34-22
Dec. 12	Baltimore	W 99-79	12-7	Feb. 24	@ Fort Wayne	L 70-83	34-23
Dec. 16	Milwaukee	W 99-52	13-7	Feb. 25	Philadelphia	W 108-95	35-23
Dec. 18	@ New York	L 67-69	13-8	Mar. 1	Indianapolis (@ St. Paul)	W 98-88	36-23
Dec. 21	@ Philadelphia	L 103-105	13-9	Mar. 2	@ Milwaukee	W 96-85	37-23
Dec. 22	@ Baltimore	W 96-90 (30T)	14-9	Mar. 4	@ Philadelphia	L 81-83	37-24
Dec. 23	@ Fort Wayne	L 79-81	14-10	Mar. 5	@ Boston	L 74-82	37-25
Dec. 25	Boston	W 100-93	15-10	Mar. 8	@ Rochester	L 92-94 (OT)	37-26
Dec. 30	Philadelphia	W 93-64	16-10	Mar. 9	Rochester	W 96-90	38-26
Jan. 1	Syracuse	W 82-80	17-10	Mar. 12	New York	W 85-83	39-26
Jan. 4	Fort Wayne (@ St. Paul)	W 79-64	18-10	Mar. 16	Baltimore	W 126-82	40-26
Jan. 5	Indianapolis (@ Hibbing)	W 86-65	19-10				
Jan. 6	New York	W 107-92	20-10				
Jan. 8	@ Indianapolis	L 75-82	20-11				
Jan. 9	Indianapolis	W 91-74	21-11				
Jan. 11	@ Milwaukee	W 75-63	22-11				
Jan. 12	Milwaukee (@ KC, MO)	W 96-84	23-11				
Jan. 13	Philadelphia	L 81-88	23-12				
Jan. 16	@ Boston	W 108-94	24-12				
Jan. 17	@ Syracuse	L 105-110 (30T)	24-13				
Jan. 19	@ Rochester	L 85-96	24-14				

*Overtime games as available

1952-53 MINNEAPOLIS LAKERS



48-22- 1ST IN WESTERN DIVISION

Head Coach: John Kundla
 Standing: Slater Martin, Frank Saul, Jim Holstein, Vern Mikkelsen, Lew Hitch, George Mikan, Jim Pollard, Bob Harrison, Whitey Skoog
 Not pictured: Howie Schultz

NBA Champions

1952-53 REGULAR SEASON STATISTICS / GAME-BY-GAME RESULTS

	G	MIN	FGM	FGA	PCT	FTM	FTA	PCT	REB	AST	PF	DQ	PTS	AVG
Mikan	70	2651	500	1252	.399	442	567	.780	1007	201	290	12	1442	20.6
Mikkelsen	70	2465	378	868	.435	291	387	.752	654	148	289	14	1047	15.0
Pollard	66	2403	333	933	.357	193	251	.769	452	231	194	3	859	13.0
Martin	70	2556	260	634	.410	224	287	.780	186	250	246	4	744	10.6
Saul	70	1796	187	471	.397	142	200	.710	141	110	174	3	516	7.4
Harrison	70	1643	195	518	.376	107	165	.648	153	160	264	16	497	7.1
Holstein	66	989	98	274	.358	70	105	.667	173	74	128	1	266	4.0
Hitch	70	1027	89	255	.349	83	136	.610	275	66	122	2	261	3.7
Skoog	68	996	102	264	.386	46	61	.754	121	82	137	2	250	3.7
Schultz	40	474	24	90	.267	43	62	.694	80	29	73	1	91	2.3

DATE	OPPONENT	BOX SCORE	W / L	DATE	OPPONENT	BOX SCORE	W / L
Nov. 1	Boston	W 94-91	1-0	Jan. 17	@ Rochester	L 101-109	29-10
Nov. 2	@ Fort Wayne	W 81-69	2-0	Jan. 18	Milwaukee	L 70-83	29-11
Nov. 5	@ Baltimore	W 97-75	3-0	Jan. 23	@ Milwaukee (@ Ind.)	L 65-67	29-12
Nov. 8	@ Philadelphia	W 93-71	4-0	Jan. 25	Boston	W 87-82	30-12
Nov. 9	@ Syracuse	L 89-96	4-1	Jan. 27	Ft. Wayne (@ Grand Forks)	W 96-76	31-12
Nov. 11	@ Boston	W 101-92	5-1	Jan. 29	Syracuse	L 65-83	31-13
Nov. 13	@ New York	L 91-100	5-2	Jan. 31	Fort Wayne	W 87-80	32-13
Nov. 15	@ Rochester	L 89-97	5-3	Feb. 1	@ Fort Wayne	W 92-76	33-13
Nov. 16	Milwaukee	W 87-51	6-3	Feb. 3	@ Indianapolis	L 93-96 (30T)	33-14
Nov. 20	@ Fort Wayne	W 89-81	7-3	Feb. 5	New York	W 81-73	34-14
Nov. 22	Fort Wayne	W 96-89	8-3	Feb. 7	@ Rochester	L 72-87	34-15
Nov. 23	@ Milwaukee	W 62-46	9-3	Feb. 8	Indianapolis	W 71-67	35-15
Nov. 27	Indianapolis	W 90-69	10-3	Feb. 12	Syracuse	W 91-81	36-15
Nov. 28	@ Indianapolis	W 97-82	11-3	Feb. 14	Philadelphia	W 92-84	37-15
Nov. 29	@ Rochester	L 71-83	11-4	Feb. 15	@ Milwaukee	W 80-71	38-15
Nov. 30	Philadelphia	W 91-66	12-4	Feb. 17	Baltimore (@ St. Paul)	L 70-74	38-16
Dec. 1	Baltimore (@ St. Paul)	W 89-67	13-4	Feb. 19	Rochester	W 107-87	39-16
Dec. 3	@ Boston	W 106-102	14-4	Feb. 21	Fort Wayne	W 85-75	40-16
Dec. 4	@ New York	W 81-71	15-4	Feb. 22	@ Fort Wayne	L 78-90	40-17
Dec. 6	New York	W 85-78	16-4	Feb. 24	@ New York	L 63-79	40-18
Dec. 8	@ Indianapolis (@ Milw.)	L 76-81	16-5	Feb. 25	@ Baltimore	W 85-72	41-18
Dec. 11	Syracuse	W 82-79	17-5	Feb. 26	@ Philadelphia	W 85-73	42-18
Dec. 14	Rochester	W 95-77	18-5	Feb. 27	Philadelphia (@ Clev.)	W 98-75	43-18
Dec. 19	@ Indianapolis	W 87-69	19-5	Mar. 1	Philadelphia (@ St. Paul)	W 102-80	44-18
Dec. 20	@ Milwaukee	L 75-86	19-6	Mar. 3	Fort Wayne (@ Milw.)	W 86-68	45-18
Dec. 25	Indianapolis	W 90-73	20-6	Mar. 5	@ Syracuse	L 91-94	45-19
Dec. 27	Boston	W 94-71	21-6	Mar. 6	@ Boston	L 85-100	45-20
Dec. 28	Milwaukee	W 86-77	22-6	Mar. 7	@ Rochester	L 82-84	45-21
Dec. 30	@ Indianapolis	L 69-74	22-7	Mar. 8	Milwaukee	W 100-73	46-21
Dec. 31	Baltimore	W 82-56	23-7	Mar. 9	@ Ind. (@ Moorhead)	L 83-95	46-22
Jan. 2	Milwaukee (@ Chi.)	W 74-66	24-7	Mar. 12	Rochester	W 89-77	47-22
Jan. 3	Milwaukee (@ Hibbing)	W 79-75	25-7	Mar. 17	@ Indianapolis	W 73-71	48-22
Jan. 4	Rochester	W 83-80 (OT)	26-7				
Jan. 6	@ Rochester (@ Milw.)	L 69-85	26-8				
Jan. 8	@ Syracuse	L 67-75	26-9				
Jan. 10	Fort Wayne (@ St. Paul)	W 84-79	27-9				
Jan. 11	New York	W 85-79	28-9				
Jan. 14	@ Baltimore	W 112-104 (20T)	29-9				

*Overtime games as available

1953-54 MINNEAPOLIS LAKERS

46-26 - 1ST IN WESTERN DIVISION

Head Coach: John Kundla
Standing: Slater Martin, Frank Saul, Jim Holstein, Jim Pollard, Clyde Lovellette, George Mikan, Vern Mikkelsen, Dick Schnittker, Whitey Skoog
Not pictured: James Fritsche, Bob Harrison



NBA Champions

1953-54 REGULAR SEASON STATISTICS / GAME-BY-GAME RESULTS

	G	MIN	FGM	FGA	PCT	FTM	FTA	PCT	REB	AST	PF	DQ	PTS	AVG
Mikan	72	2362	441	1160	.380	424	546	.777	1028	174	268	4	1306	18.1
Pollard	71	2483	326	882	.370	179	230	.778	500	214	161	0	831	11.7
Mikkelsen	72	2247	288	771	.374	221	298	.742	615	119	264	7	797	11.1
Martin	69	2472	254	654	.388	176	243	.724	166	253	198	3	684	9.9
Lovellette	72	1255	237	560	.423	114	164	.695	419	51	210	2	588	8.2
Skoog	71	1877	212	530	.400	72	97	.742	224	179	234	5	496	7.0
Saul	71	1805	162	467	.347	128	170	.753	159	139	149	3	452	6.4
Harrison*	64	1443	144	449	.321	94	158	.595	130	139	218	-	382	6.0
Schnittker	71	1040	122	307	.397	86	132	.652	178	59	178	3	330	4.6
Fritsche**	68	1221	116	379	.306	49	68	.721	217	73	103	0	281	4.1
Holstein	70	1155	88	288	.306	64	112	.571	204	79	140	0	240	3.4

*Harrison - Played with Minneapolis, Milwaukee (totals w/ both teams); **Fritsche - Played with Minneapolis, Baltimore (totals w/ both teams).

DATE	OPPONENT	BOX SCORE	W / L	DATE	OPPONENT	BOX SCORE	W / L
Oct. 30	@ Milwaukee	L 59-69	0-1	Jan. 18	Milwaukee (@ KC, MO)	W 91-72	24-15
Oct. 31	@ New York	L 67-91	0-2	Jan. 23	Fort Wayne	W 75-72	25-15
Nov. 1	@ Boston	W 84-79	1-2	Jan. 26	@ Milwaukee	W 84-69	26-15
Nov. 4	@ Baltimore	W 77-75	2-2	Jan. 27	Baltimore	W 72-73	27-15
Nov. 5	@ Syracuse	W 77-65	3-2	Jan. 28	Baltimore (@ Grand Forks)	W 104-82	28-15
Nov. 7	New York	W 70-62	4-2	Jan. 30	Milwaukee	W 80-64	29-15
Nov. 10	@ Ft. Wayne (@ Milw.)	L 62-78	4-3	Jan. 31	Boston	W 82-67	30-15
Nov. 13	@ Milwaukee	W 92-84	5-3	Feb. 2	@ Rochester	W 87-78	31-15
Nov. 14	@ Rochester	L 91-98 (30T)	5-4	Feb. 3	New York (@ Boston)	W 91-79	32-15
Nov. 15	Boston at NYC	W 89-74	6-4	Feb. 4	@ Baltimore	W 82-70	33-15
Nov. 17	Fort Wayne (@ Buffalo)	W 83-66	7-4	Feb. 6	Philadelphia	W 97-94	34-15
Nov. 19	@ Philadelphia	W 107-79	8-4	Feb. 7	@ Fort Wayne	L 83-90	34-16
Nov. 21	Rochester	W 76-70	9-4	Feb. 8	Philadelphia (@ Spencer)	W 106-91	35-16
Nov. 22	Milwaukee (@ Ft. Wayne)	W 57-55	10-4	Feb. 9	Philadelphia (@ Huron)	W 70-67	36-16
Nov. 26	Philadelphia	W 88-80	11-4	Feb. 11	Baltimore	W 110-82	37-16
Nov. 29	Boston	W 95-82	12-4	Feb. 12	@ Milwaukee (@ Toledo)	L 62-71	37-17
Dec. 3	Syracuse (@ Moorhead)	W 87-74	13-4	Feb. 13	@ Phil. (@ Grand Rapids)	W 86-77	38-17
Dec. 5	Syracuse	W 90-80	14-4	Feb. 14	Rochester	W 105-77	39-17
Dec. 12	New York	W 71-67	15-4	Feb. 16	Rochester (@ Hibbing)	W 85-79	40-17
Dec. 13	@ Roch. (@ Ft. Wayne)	L 70-87	15-5	Feb. 18	Boston	L 92-105	40-18
Dec. 15	@ New York	L 79-80	15-6	Feb. 20	Syracuse	W 83-68	41-18
Dec. 16	Milwaukee (@ Boston)	W 69-63	16-6	Feb. 21	@ Syracuse	L 73-100	41-19
Dec. 17	@ Baltimore	L 64-75	16-7	Feb. 22	@ Phil. (@ New Haven)	L 72-79	41-20
Dec. 19	@ Rochester	W 91-78	17-7	Feb. 23	@ New York	W 100-82	42-20
Dec. 20	@ Syracuse	L 76-81	17-8	Feb. 25	@ Philadelphia	L 72-81	42-21
Dec. 25	Baltimore (@ St. Paul)	L 78-88	17-9	Feb. 27	@ Baltimore	W 95-85	43-21
Dec. 26	Fort Wayne	W 77-71	18-9	Feb. 28	@ Fort Wayne	L 77-94	43-22
Dec. 27	@ Fort Wayne	W 79-75	19-9	Mar. 2	Syracuse (@ St. Paul)	W 91-87	44-22
Dec. 30	Fort Wayne	L 80-97	19-10	Mar. 5	@ Boston	L 106-128	44-23
Jan. 2	New York	W 78-74	20-10	Mar. 6	@ Rochester	L 59-74	44-24
Jan. 4	@ Rochester (@ Chicago)	L 84-85	20-11	Mar. 7	Milwaukee	W 65-63	45-24
Jan. 7	Rochester	W 89-71	21-11	Mar. 9	@ Rochester (@ Ind.)	L 61-70	45-25
Jan. 9	@ Milwaukee	W 78-67	22-11	Mar. 10	New York	L 76-85	45-26
Jan. 10	Boston	W 99-85	23-11	Mar. 13	Fort Wayne	W 93-66	46-26
Jan. 13	@ Boston	L 84-88	23-12				
Jan. 14	@ Syracuse	L 71-96	23-13				
Jan. 16	Milwaukee	L 58-64	23-14				
Jan. 17	@ Fort Wayne	L 83-86	23-15				

*Overtime games as available

1954-55 MINNEAPOLIS LAKERS



40-32 - 2ND IN WESTERN DIVISION

Head Coach: John Kundla
Players: Robert Carney, Lew Hitch, Jim Holstein, Ed Kalafat, Clyde Lovellette, Slater Martin, Vern Mikkelsen, Jim Pollard, Dick Schnittker, Whitey Skoog, Don Sunderlage, Bobby Watson

1954-55 REGULAR SEASON STATISTICS / GAME-BY-GAME RESULTS

	G	MIN	FGM	FGA	PCT	FTM	FTA	PCT	REB	AST	PF	DQ	PTS	AVG
Mikkelsen	71	2559	440	1043	.422	447	598	.747	722	145	319	14	1327	18.7
Lovellette	70	2361	519	1192	.435	273	398	.686	802	100	262	6	1311	18.7
Martin	72	2784	350	919	.381	276	359	.769	260	427	221	7	976	13.6
Skoog	72	2365	330	836	.395	125	155	.806	303	251	265	10	785	10.9
Schnittker	72	1798	226	583	.388	298	362	.823	349	114	231	7	750	10.4
Pollard	63	1960	265	749	.354	151	186	.812	458	160	147	3	681	10.8
Hitch*	74	1774	167	417	.400	115	169	.680	438	125	110	0	449	6.1
Kalafat	72	1102	118	375	.315	111	168	.661	317	75	205	9	347	4.8
Holstein	62	980	107	330	.324	67	94	.713	206	58	107	0	281	4.5
Watson**	63	702	72	223	.323	31	45	.689	87	79	67	0	175	2.8
Sunderlage	45	404	33	133	.248	48	73	.658	56	37	57	0	114	2.5
Carney	19	244	24	64	.375	21	40	.525	45	16	36	0	69	3.6

*Hitch - Played with Milwaukee, Minneapolis (totals w/ both teams). **Watson - Played with Minneapolis, Milwaukee (totals w/ both teams).

DATE	OPPONENT	BOX SCORE	W / L	DATE	OPPONENT	BOX SCORE	W / L
Oct. 30	@ New York	L 83-94	0-1	Jan. 16	Philadelphia	W 106-98	20-19
Oct. 31	@ Syracuse	W 97-94	1-1	Jan. 19	Milw. (@ New Orleans)	W 95-81	21-19
Nov. 6	Milwaukee (@ Buffalo)	W 79-67	2-1	Jan. 20	Milw. (@ Shreveport)	W 97-90	22-19
Nov. 7	New York	L 93-103 (OT)	2-2	Jan. 21	Milw. (@ Baton Rouge)	W 100-92	23-19
Nov. 14	Syracuse	W 99-92	3-2	Jan. 23	Milwaukee	W 82-79	24-19
Nov. 25	Rochester	W 95-84	4-2	Jan. 27	@ Milwaukee (@ Huron)	L 79-85	24-20
Nov. 27	@ Fort Wayne	L 81-97	4-3	Jan. 29	Fort Wayne	W 100-91	25-20
Nov. 28	Boston	W 115-108	5-3	Jan. 30	@ Fort Wayne	L 92-99	25-21
Nov. 30	@ Ft. Wayne (@ NYC)	L 90-92	5-4	Feb. 2	New York (@ St. Paul)	W 96-81	26-21
Dec. 1	@ Philadelphia	W 91-88	6-4	Feb. 3	New York	W 90-83	27-21
Dec. 2	@ Milw. (@ Ft. Wayne)	L 108-117	6-5	Feb. 5	Milwaukee (@ Waterloo)	W 103-87	28-21
Dec. 4	@ Milwaukee	L 88-95	6-6	Feb. 6	Milwaukee	L 99-101	28-22
Dec. 5	Milwaukee	W 104-102 (OT)	7-6	Feb. 8	@ New York	L 95-98	28-23
Dec. 7	@ New York	L 89-97	7-7	Feb. 9	@ New York (@ Boston)	L 112-118	28-24
Dec. 8	@ Boston	W 101-99	8-7	Feb. 10	@ Syracuse	L 81-85	28-25
Dec. 11	@ Rochester	W 91-83	9-7	Feb. 12	@ Rochester	W 96-95	29-25
Dec. 12	New York	W 80-73	10-7	Feb. 13	Philadelphia	W 103-93	30-25
Dec. 14	@ Boston (@ NYC)	L 108-115	10-8	Feb. 19	Fort Wayne	W 98-92	31-25
Dec. 15	@ Rochester (@ Buffalo)	L 97-99 (OT)	10-9	Feb. 20	Rochester	W 105-92	32-25
Dec. 18	Syracuse	W 86-83	11-9	Feb. 21	Rochester (@ Spencer)	W 112-110	33-25
Dec. 19	@ Syracuse	L 93-108	11-10	Feb. 23	@ Ft. Wayne (@ St. Louis)	L 97-120	33-26
Dec. 25	Philadelphia	W 99-91	12-10	Feb. 24	Boston	W 112-98	34-26
Dec. 26	Boston	W 87-82	13-10	Feb. 25	@ Boston (@ Moorhead)	L 104-107	34-27
Dec. 29	@ Boston (@ Hibbing)	W 129-118 (OT)	14-10	Feb. 26	Fort Wayne	L 89-90	34-28
Dec. 30	@ Fort Wayne (@ Minot)	L 76-93	14-11	Feb. 27	Rochester	W 93-84	35-28
Dec. 31	@ Fort Wayne	W 103-91	15-11	Feb. 28	Fort Wayne (@ St. Paul)	L 88-90	35-29
Jan. 2	Rochester	L 100-102	15-12	Mar. 3	@ Roch. (@ Ft. Wayne)	L 76-83	35-30
Jan. 3	Philadelphia (@ Chi.)	W 76-74	16-12	Mar. 4	@ Boston	W 121-106	36-30
Jan. 4	@ Fort Wayne (@ Elkhart)	L 92-93	16-13	Mar. 5	@ Rochester	W 107-104 (OT)	37-30
Jan. 5	@ Philadelphia	L 85-106	16-14	Mar. 6	Milwaukee	L 98-100	37-31
Jan. 6	@ Syracuse	W 117-106	17-14	Mar. 7	New York (@ Boston)	W 97-96	38-31
Jan. 8	Syracuse	L 97-100	17-15	Mar. 9	@ Philadelphia	L 89-102	38-32
Jan. 9	@ Fort Wayne	L 86-89	17-16	Mar. 10	@ Syracuse (@ NYC)	W 96-93	39-32
Jan. 11	Syracuse	W 93-82	18-16	Mar. 12	Phila. (@ Des Moines)	W 86-78	40-32
Jan. 12	@ Rochester	W 102-88	19-16				
Jan. 13	@ Philadelphia	L 96-102 (OT)	19-17				
Jan. 14	@ Boston	L 95-100	19-18				
Jan. 15	@ Rochester	L 90-93	19-19				

*Overtime games as available

1955-56 MINNEAPOLIS LAKERS

33-39 - 3RD IN WESTERN DIVISION

Head Coach: John Kundla
Asst. Coach: Dave MacMillan
Players: Ron Feireisel, Dick Garmaker, Lew Hitch, Johnny Horan, Ed Kalafat, Clyde Lovellette, Slater Martin, Charles Mencil, George Mikan, Vern Mikkelsen, Dick Schnittker, Whitey Skoog, Bob Williams[^]



1955-56 REGULAR SEASON STATISTICS / GAME-BY-GAME RESULTS

	G	MIN	FGM	FGA	PCT	FTM	FTA	PCT	REB	AST	PF	DQ	PTS	AVG
Lovellette	71	2518	594	1370	.434	338	469	.721	992	164	245	5	1526	21.5
Mikkelsen	72	2100	317	821	.386	328	408	.804	608	173	319	17	962	13.4
Martin	72	2838	309	863	.358	329	395	.833	260	445	202	2	947	13.2
Skoog	72	2311	340	854	.398	155	193	.803	291	255	232	5	835	11.6
Schnittker	72	1930	254	647	.393	304	355	.856	296	142	253	4	812	11.3
Kalafat	72	1639	194	540	.359	186	252	.738	440	130	236	2	574	8.0
Mikan	37	765	148	375	.395	94	122	.770	308	53	153	6	390	10.5
Garmaker	68	870	138	373	.370	112	139	.806	132	104	127	0	388	5.7
Mencil	69	973	120	375	.320	78	96	.813	110	132	74	1	318	4.6
Hitch	69	1129	94	235	.400	100	132	.758	283	77	85	0	288	4.2
Williams [^]	20	173	21	46	.457	24	45	.533	54	7	36	1	66	3.3
Feireisel	10	59	8	28	.286	14	16	.875	6	6	9	0	30	3.0
Horan†	12	50	4	16	.250	4	5	.800	6	1	7	0	12	1.0

†Totals with Lakers only.

DATE	OPPONENT	BOX SCORE	W / L	DATE	OPPONENT	BOX SCORE	W / L
Nov. 5	@ St. Louis	L 89-101	0-1	Jan. 18	Philadelphia (@ St. Paul)	W 105-94	17-22
Nov. 6	@ Fort Wayne	W 96-95	1-1	Jan. 19	@ Syracuse	L 100-122	17-23
Nov. 9	@ Philadelphia	L 106-117	1-2	Jan. 20	@ New York (@ Boston)	L 109-122	17-24
Nov. 10	@ New York	L 105-112	1-3	Jan. 21	@ New York	W 109-89	18-24
Nov. 11	@ Boston	L 75-119	1-4	Jan. 22	New York	L 95-100	18-25
Nov. 12	@ Phila. (@ Hershey)	L 89-100	1-5	Jan. 25	New York	W 104-95	19-25
Nov. 16	@ Syracuse	L 91-105	1-6	Jan. 28	Philadelphia	L 85-108	19-26
Nov. 19	@ Rochester	W 91-90	2-6	Jan. 29	St. Louis	L 107-114	19-27
Nov. 20	Rochester	L 96-104	2-7	Jan. 31	Rochester (@ St. Louis)	W 92-86	20-27
Nov. 24	St. Louis	W 107-99	3-7	Feb. 1	Boston	W 107-106	21-27
Nov. 26	@ St. Louis	L 95-104	3-8	Feb. 2	@ Boston (@ St. Louis)	L 101-102	21-28
Nov. 27	Philadelphia	W 99-94	4-8	Feb. 5	Rochester	L 109-121	21-29
Nov. 30	@ St. Louis (@ Roch.)	L 97-99	4-9	Feb. 8	Fort Wayne	W 106-82	22-29
Dec. 1	New York (@ Phila.)	W 97-90	5-9	Feb. 11	Philadelphia	L 102-117	22-30
Dec. 3	@ Syracuse	L 103-114	5-10	Feb. 12	@ Fort Wayne	L 78-82	22-31
Dec. 4	Syracuse	L 96-102	5-11	Feb. 14	Rochester (@ St. Louis)	W 110-79	23-31
Dec. 6	@ Philadelphia (@ NYC)	L 103-116	5-12	Feb. 15	New York (@ St. Paul)	W 113-102	24-31
Dec. 7	@ Rochester	L 79-92	5-13	Feb. 17	@ Philadelphia	L 111-134	24-32
Dec. 10	@ Boston	L 102-118	5-14	Feb. 18	@ Rochester	W 119-99	25-32
Dec. 13	@ New York	L 91-98	5-15	Feb. 19	Rochester	W 100-93	26-32
Dec. 14	Fort Wayne (@ Boston)	W 98-85	6-15	Feb. 22	Boston	L 90-93	26-33
Dec. 15	@ Syracuse	W 135-133 (3OT)	7-15	Feb. 26	Fort Wayne	L 90-95	26-34
Dec. 17	Rochester	W 94-92	8-15	Feb. 29	Syracuse (@ St. Paul)	W 98-94	27-34
Dec. 18	@ Fort Wayne	L 86-96	8-16	Mar. 1	@ Philadelphia	W 102-100	28-34
Dec. 20	@ Boston (@ NYC)	L 104-111	8-17	Mar. 2	@ Boston	L 113-119	28-35
Dec. 25	Boston	L 112-115	8-18	Mar. 3	@ Rochester	L 90-94	28-36
Dec. 28	St. Louis	L 90-111	8-19	Mar. 4	St. Louis	W 113-84	29-36
Dec. 29	St. Louis (@ Ft. Wayne)	W 74-71	9-19	Mar. 7	Fort Wayne	W 98-95	30-36
Jan. 1	Syracuse	L 80-85	9-20	Mar. 8	@ Fort Wayne	L 82-100	30-37
Jan. 2	Fort Wayne (@ St. Louis)	W 95-89	10-20	Mar. 9	@ St. Louis	L 102-103	30-38
Jan. 4	St. Louis (@ St. Paul)	W 94-76	11-20	Mar. 10	@ St. Louis	L 97-105	30-39
Jan. 7	@ Rochester	L 98-103	11-21	Mar. 11	Rochester	W 126-98	31-39
Jan. 8	Syracuse	W 99-91	12-21	Mar. 13	New York (@ Moorhead)	W 102-89	32-39
Jan. 10	Syracuse (@ Ft. Wayne)	W 90-79	13-21	Mar. 14	Fort Wayne	W 100-96	33-39
Jan. 11	Boston (@ St. Paul)	W 114-110	14-21				
Jan. 14	Fort Wayne	W 117-94	15-21				
Jan. 15	@ Fort Wayne	L 99-104	15-22				
Jan. 17	St. Louis (@ KC, MO)	W 97-86	16-22				

^{*}Overtime games as available;

[^] First African-American player in Lakers History

1956-57 MINNEAPOLIS LAKERS



34-38 - 2ND IN WESTERN DIVISION

Head Coach: John Kundla
Asst. Coach: Dave MacMillan
Players: Walter Dukes, Dick Garmaker, Ed Kalafat, Bob Leonard, Clyde Lovellette, Charles Mencil, Vern Mikkelsen, Jim Paxson, Dick Schnittker, Whitey Skoog, ^Bob Williams

1956-57 REGULAR SEASON STATISTICS / GAME-BY-GAME RESULTS

	G	MIN	FGM	FGA	PCT	FTM	FTA	PCT	REB	AST	PF	DQ	PTS	AVG
Lovellette	69	2492	574	1348	.426	286	399	.717	932	139	251	4	1434	20.8
Garmaker	72	2406	406	1015	.400	365	435	.839	336	190	199	1	1177	16.3
Mikkelsen	72	2198	322	854	.377	342	424	.807	630	121	312	18	986	13.7
Leonard	72	1943	303	867	.349	186	241	.772	220	169	140	0	792	11.0
Dukes	71	1866	228	626	.364	264	383	.689	794	54	273	10	720	10.1
Mencil	72	1848	243	688	.353	179	240	.746	237	201	95	0	665	9.2
Kalafat	65	1617	178	507	.351	197	298	.661	425	105	243	9	553	8.5
Paxson	71	1274	138	485	.285	170	236	.720	266	86	163	3	446	6.3
Schnittker	70	997	113	351	.322	160	193	.829	185	52	144	3	386	5.5
Skoog	23	656	78	220	.355	44	47	.936	72	76	65	1	200	8.7
Williams	4	20	1	4	.250	2	3	.667	5	0	2	0	4	1.0

DATE	OPPONENT	BOX SCORE	W / L	DATE	OPPONENT	BOX SCORE	W / L
Oct. 27	@ St. Louis	L 75-97	0-1	Jan. 13	Boston	W 104-87	18-21
Oct. 28	@ Fort Wayne	L 88-94	0-2	Jan. 17	@ New York (@ LaCrosse)	L 93-94	18-22
Nov. 1	Rochester (@ Johnstown)	W 97-88	1-2	Jan. 20	Rochester	W 114-107	19-22
Nov. 3	@ Rochester	W 95-85	2-2	Jan. 23	Rochester (@ Louisville)	W 107-99	20-22
Nov. 4	Rochester	W 88-87	3-2	Jan. 25	@ Boston	L 106-115	20-23
Nov. 10	@ Boston	L 110-117	3-3	Jan. 26	@ New York	L 107-122	20-24
Nov. 11	@ Rochester (@ NYC)	L 82-94	3-4	Jan. 27	@ Syracuse	L 93-94	20-25
Nov. 14	Boston (@ Rochester)	W 113-97	4-4	Jan. 28	@ Syracuse (@ Boston)	L 96-112	20-26
Nov. 15	@ Syracuse	W 103-96	5-4	Jan. 29	@ Boston (@ NYC)	L 91-103	20-27
Nov. 16	@ Philadelphia	L 97-123	5-5	Jan. 31	Fort Wayne	L 107-111	20-28
Nov. 18	Fort Wayne	L 107-111	5-6	Feb. 2	St. Louis	L 97-106	20-29
Nov. 22	Syracuse	W 111-78	6-6	Feb. 3	@ St. Louis	L 85-102	20-30
Nov. 24	@ St. Louis	W 104-102 (OT)	7-6	Feb. 6	Philadelphia	W 101-100	21-30
Nov. 25	St. Louis	L 94-95	7-7	Feb. 9	Fort Wayne	W 99-92	22-30
Nov. 27	Philadelphia (@ St. Louis)	W 113-98	8-7	Feb. 10	@ Fort Wayne	L 100-113	22-31
Nov. 28	@ Boston (@ Louisville)	L 93-105	8-8	Feb. 12	@ St. Louis (@ KC, MO)	W 110-105	23-31
Dec. 1	@ Rochester	L 83-95	8-9	Feb. 13	Boston	W 115-114	24-31
Dec. 2	Philadelphia	W 106-96	9-9	Feb. 14	New York (@ Ft. Wayne)	W 99-97	25-31
Dec. 4	@ New York	L 88-101	9-10	Feb. 15	@ Phila. (@ Camden)	L 104-105	25-32
Dec. 6	St. Louis (@ Phila.)	W 103-96	10-10	Feb. 16	@ New York	L 112-120	25-33
Dec. 7	@ Boston	L 114-121	10-11	Feb. 17	St. Louis	L 115-118 (OT)	25-34
Dec. 9	New York	L 91-100	10-12	Feb. 20	Rochester	W 111-103	26-34
Dec. 11	@ Philadelphia	L 111-114	10-13	Feb. 23	Syracuse	L 101-103	26-35
Dec. 12	New York (@ Boston)	W 121-103	11-13	Feb. 24	Fort Wayne	W 123-115	27-35
Dec. 16	Rochester	W 101-97	12-13	Feb. 25	@ St. Louis (@ Ft. Wayne)	L 94-110	27-36
Dec. 20	Roch. (@ Saratoga Sp.)	W 105-103	13-13	Feb. 26	@ Syracuse	L 108-120	27-37
Dec. 22	@ Rochester	L 101-115	13-14	Feb. 28	@ Philadelphia	L 112-129	27-38
Dec. 23	@ Syracuse	L 97-107	13-15	Mar. 1	Rochester (@ Boston)	W 125-117	28-38
Dec. 25	Fort Wayne (@ Roch.)	W 100-89	14-15	Mar. 3	New York	W 119-108	29-38
Dec. 27	@ Fort Wayne	L 93-120	14-16	Mar. 7	Boston	W 109-104	30-38
Dec. 29	St. Louis	L 92-95	14-17	Mar. 8	@ Fort Wayne	W 101-97	31-38
Dec. 30	@ St. Louis	L 93-100	14-18	Mar. 10	St. Louis	W 117-104	32-38
Jan. 3	@ Fort Wayne	L 102-104	14-19	Mar. 12	Philadelphia (@ St. Paul)	W 100-94	33-38
Jan. 6	New York	L 101-111	14-20	Mar. 13	Philadelphia	W 114-97	34-38
Jan. 8	@ Ft. Wayne (@ Winnipeg)	L 86-87	14-21				
Jan. 9	Syracuse (@ Moorhead)	W 93-86	15-21				
Jan. 10	@ Syracuse	W 118-110	16-21				
Jan. 12	Fort Wayne (@ St. Louis)	W 105-87	17-21				


*Overtime games as available;

^First African-American player in Lakers History

1957-58 MINNEAPOLIS LAKERS

19-53 - 4TH IN WESTERN DIVISION

Head Coach: George Mikan, John Kundla
Players: George Brown, Bob Burrow, Walter Devlin, Bo Erias, Ed Fleming, Larry Foust, Dick Garmaker, Rod Hundley, McCoy Ingram, Jim Krebs, Bob Leonard, Vern Mikkelsen, Dick Schnittker, Frank Selvy, Art Spoustra



1957-58 REGULAR SEASON STATISTICS / GAME-BY-GAME RESULTS

	G	MIN	FGM	FGA	PCT	FTM	FTA	PCT	REB	AST	PF	DQ	PTS	AVG
Mikkelsen	72	2390	439	1070	.410	370	471	.786	805	166	299	20	1248	17.3
Foust	72	2200	391	982	.398	428	566	.756	876	108	299	11	1210	16.8
Garmaker	68	2216	390	988	.395	314	411	.764	365	183	190	2	1094	16.1
Leonard	66	2074	266	794	.335	205	268	.765	237	218	145	0	737	11.2
Fleming	72	1686	226	655	.345	181	255	.710	492	139	222	5	633	8.8
Krebs	68	1259	199	527	.378	135	176	.767	502	27	182	4	533	7.8
Devlin	70	1248	170	489	.348	133	172	.773	132	167	104	1	473	6.8
Schnittker	50	979	128	357	.359	201	237	.848	211	71	126	5	457	9.1
Hundley	65	1154	174	548	.318	104	162	.642	186	121	99	0	452	7.0
Spoustra*	50	1098	141	353	.399	100	150	.667	281	51	183	-	382	7.6
Erias	18	401	59	170	.347	30	47	.638	83	26	52	1	148	8.2
Selvy†	12	231	28	84	.333	20	29	.690	35	19	21	0	76	6.3
Ingram	24	267	27	103	.262	13	28	.464	116	20	44	1	67	2.8
Burrow	14	171	22	70	.314	11	33	.333	64	6	15	0	55	3.9
Brown	1	6	0	2	.000	1	2	.500	1	0	1	0	1	1.0

*Finished with another team. †Totals with Lakers only.

DATE	OPPONENT	BOX SCORE	W / L	DATE	OPPONENT	BOX SCORE	W / L
Oct. 26	@ St. Louis	L 84-112	0-1	Jan. 12	@ St. Louis	L 105-111	9-30
Oct. 30	Detroit	L 96-115	0-2	Jan. 16	@ Cincinnati	L 108-124	9-31
Nov. 1	@ Syracuse	L 100-113	0-3	Jan. 17	St. Louis (@ Detroit)	W 112-110 (OT)	10-31
Nov. 2	@ Philadelphia	L 108-118	0-4	Jan. 19	Detroit	W 118-111	11-31
Nov. 6	Boston	L 94-103	0-5	Jan. 22	Boston	L 87-97	11-32
Nov. 8	@ Phila. (@ Hershey)	L 108-119	0-6	Jan. 23	Detroit (@ St. Paul)	W 128-125 (OT)	12-32
Nov. 12	@ Boston (@ Detroit)	L 104-107	0-7	Jan. 25	@ New York	L 116-128	12-33
Nov. 13	New York (@ St. Paul)	W 124-106	1-7	Jan. 26	New York	L 106-109	12-34
Nov. 15	@ Detroit	W 112-104	2-7	Jan. 27	@ New York (@ Detroit)	L 102-113	12-35
Nov. 17	Syracuse	L 98-110	2-8	Jan. 30	Cincinnati	W 105-104	13-35
Nov. 20	New York	L 101-105	2-9	Feb. 1	Syracuse	L 91-97	13-36
Nov. 21	@ New York (@ Detroit)	L 123-124 (OT)	2-10	Feb. 2	Cincinnati	W 106-95	14-36
Nov. 23	@ Boston	L 107-131	2-11	Feb. 4	@ Phila. (@ Detroit)	L 103-107	14-37
Nov. 24	@ Phila. (@ Camden)	L 98-105	2-12	Feb. 5	Philadelphia	L 102-112	14-38
Nov. 26	@ Detroit (@ NYC)	L 91-109	2-13	Feb. 7	@ Boston	L 88-114	14-39
Nov. 27	@ Cincinnati (@ Detroit)	L 106-107	2-14	Feb. 8	@ New York	L 93-94	14-40
Nov. 30	St. Louis	W 118-113	3-14	Feb. 9	@ Cincinnati	L 104-121	14-41
Dec. 1	@ Cincinnati	L 89-90	3-15	Feb. 11	@ Cincinnati (@ St. Louis)	L 103-106	14-42
Dec. 3	@ St. Louis (@ Detroit)	L 108-115	3-16	Feb. 12	New York	L 97-106	14-43
Dec. 4	Boston	L 98-108	3-17	Feb. 14	St. Louis (@ St. Paul)	L 100-104	14-44
Dec. 7	Syracuse (@ St. Paul)	W 121-113	4-17	Feb. 15	@ Detroit	W 111-110	15-44
Dec. 10	@ Syracuse (@ Detroit)	L 104-114	4-18	Feb. 16	Philadelphia	W 106-99	16-44
Dec. 11	Syracuse	W 110-95	5-18	Feb. 18	@ St. Louis	L 98-118	16-45
Dec. 15	St. Louis	L 118-138	5-19	Feb. 19	Detroit	L 115-117 (OT)	16-46
Dec. 18	Philadelphia	W 108-102	6-19	Feb. 22	Cincinnati	W 100-81	17-46
Dec. 21	@ Boston	L 119-140	6-20	Feb. 23	@ Cincinnati	L 93-111	17-47
Dec. 22	@ St. Louis	L 115-123	6-21	Feb. 24	@ Phila. (@ Bethlehem)	L 95-110	17-48
Dec. 25	@ Detroit	W 106-104	7-21	Feb. 26	@ Syracuse	L 90-119	17-49
Dec. 28	Cincinnati	L 101-112	7-22	Feb. 27	@ Detroit (@ Phila.)	L 109-112	17-50
Dec. 29	@ Cincinnati	W 111-103	8-22	Mar. 2	Philadelphia	W 102-92	18-50
Dec. 30	@ St. Louis (@ Dallas)	L 98-105	8-23	Mar. 6	Detroit	L 116-132	18-51
Dec. 31	@ New York	L 116-142	8-24	Mar. 8	@ St. Louis	L 123-126	18-52
Jan. 1	@ Syracuse	L 109-120	8-25	Mar. 9	St. Louis	W 107-99	19-52
Jan. 5	@ Boston (@ Providence)	L 100-113	8-26	Mar. 12	Cincinnati	L 89-96	19-53
Jan. 8	Boston (@ St. Paul)	L 87-107	8-27				
Jan. 9	@ Syracuse	L 122-127	8-28				
Jan. 10	Detroit (@ Phila.)	W 124-114	9-28				
Jan. 11	@ Detroit	L 102-129	9-29				

*Overtime games as available

1958-59 MINNEAPOLIS LAKERS



33-39 - 2ND IN WESTERN DIVISION

Head Coach: John Kundla
 Players: Elgin Baylor, Boo Ellis, Ed Fleming, Larry Foust, Dick Garmaker, Steve Hamilton, Rod Hundley, Jim Krebs, Bob Leonard, Vern Mikkelsen

Western Division Champions

1958-59 REGULAR SEASON STATISTICS / GAME-BY-GAME RESULTS

	G	MIN	FGM	FGA	PCT	FTM	FTA	PCT	REB	AST	PF	DQ	PTS	AVG
Baylor	70	2855	605	1482	.408	532	685	.777	1050	287	270	4	1742	24.9
Mikkelsen	72	2139	353	904	.390	286	355	.806	570	159	246	8	992	13.8
Garmaker	72	2493	350	885	.395	284	368	.772	325	211	226	3	984	13.7
Foust	72	1933	301	771	.390	280	366	.765	627	91	233	5	882	12.3
Hundley	71	1664	259	719	.360	164	218	.752	250	205	139	0	682	9.6
Krebs	72	1578	271	679	.399	92	123	.748	491	50	212	4	634	8.8
Leonard	58	1598	206	552	.373	120	160	.750	178	186	119	0	532	9.2
Fleming	71	1132	162	419	.387	137	190	.721	281	89	148	1	461	6.5
Ellis	72	1202	163	379	.430	102	144	.708	380	59	137	0	428	5.9
Hamilton	67	847	109	294	.371	74	109	.679	220	36	144	2	292	4.4

DATE	OPPONENT	BOX SCORE	W / L	DATE	OPPONENT	BOX SCORE	W / L
Oct. 22	Cincinnati	W 99-79	1-0	Jan. 8	St. Louis (@ Dallas)	W 95-93	16-23
Oct. 25	@ Cincinnati	L 94-110	1-1	Jan. 11	@ Boston (@ SF)	L 106-109	16-24
Oct. 26	Detroit	W 108-100	2-1	Jan. 12	@ Boston (@ Seattle)	L 108-117	16-25
Oct. 29	St. Louis	L 100-112	2-2	Jan. 13	@ St. Louis	L 95-110	16-26
Nov. 1	@ St. Louis	W 108-101	3-2	Jan. 15	@ Syracuse	L 105-111	16-27
Nov. 6	Philadelphia	W 103-101	4-2	Jan. 16	@ Cin. (@ Charleston)	L 91-95	16-28
Nov. 8	New York	L 100-108	4-3	Jan. 18	Philadelphia	W 119-98	17-28
Nov. 9	@ Syracuse	L 97-101	4-4	Jan. 25	@ Philadelphia	L 111-125	17-29
Nov. 11	@ Boston	L 113-116	4-5	Jan. 28	Syracuse	W 112-109	18-29
Nov. 13	@ Detroit (@ NYC)	L 110-119	4-6	Jan. 29	@ Syracuse (@ Houston)	L 91-117	18-30
Nov. 15	@ Philadelphia	L 101-106	4-7	Jan. 30	Detroit (@ St. Louis)	W 88-86	19-30
Nov. 16	@ New York	L 90-98	4-8	Jan. 31	@ St. Louis (@ Detroit)	L 96-120	19-31
Nov. 20	Syracuse	W 121-102	5-8	Feb. 7	Philadelphia	W 109-97	20-31
Nov. 22	@ St. Louis	L 109-114	5-9	Feb. 8	@ Detroit	W 115-103	21-31
Nov. 23	Detroit	L 109-124	5-10	Feb. 9	New York	W 128-122	22-31
Nov. 24	@ Boston (@ Charlotte)	L 104-123	5-11	Feb. 10	Cincinnati (@ Houston)	W 118-100	23-31
Nov. 25	@ Detroit	W 98-90	6-11	Feb. 11	Cincinnati (@ SF)	W 106-105	24-31
Nov. 28	Cincinnati	W 114-93	7-11	Feb. 12	@ Cincinnati (@ Port.)	L 114-119	24-32
Nov. 29	@ Syracuse	W 108-105	8-11	Feb. 14	@ St. Louis	L 96-139	24-33
Nov. 30	@ Cincinnati	W 84-77	9-11	Feb. 15	St. Louis	W 109-98	25-33
Dec. 6	@ Cincinnati (@ St. Louis)	L 128-132 (3OT)	9-12	Feb. 17	@ Detroit	W 97-90	26-33
Dec. 9	@ New York	L 97-110	9-13	Feb. 18	Detroit	W 105-95	27-33
Dec. 11	Syracuse	L 99-101 (OT)	9-14	Feb. 20	New York (@ Detroit)	W 116-106	28-33
Dec. 14	New York	L 99-100	9-15	Feb. 22	@ St. Louis	L 106-120	28-34
Dec. 18	Detroit	W 113-104	10-15	Feb. 25	Cincinnati (@ Detroit)	W 116-96	29-34
Dec. 20	Philadelphia	W 99-88	11-15	Feb. 27	@ Boston	L 139-87	29-35
Dec. 25	@ Detroit (@ NYC)	L 97-98 (OT)	11-16	Feb. 28	@ New York	L 107-112	29-36
Dec. 26	@ Boston (@ Detroit)	L 99-107	11-17	Mar. 1	Phila. (@ Camden)	W 100-98	30-36
Dec. 27	Boston	L 94-112	11-18	Mar. 3	@ Boston (@ Providence)	L 112-119	30-37
Dec. 28	@ Cincinnati	L 116-120	11-19	Mar. 4	@ Cincinnati	L 122-128	30-38
Dec. 29	@ Phila. (@ St. Louis)	L 93-95	11-20	Mar. 5	New York (@ Phila.)	W 135-115	31-38
Dec. 30	Syracuse (@ Phila.)	W 118-113	12-20	Mar. 6	@ Detroit	W 99-98	32-38
Jan. 1	@ Syracuse	W 106-105	13-20	Mar. 8	St. Louis	W 120-104	33-38
Jan. 2	New York	W 107-97	14-20	Mar. 11	Detroit	L 118-123	33-39
Jan. 4	@ Philadelphia	W 111-95	15-20				
Jan. 5	@ Boston	L 106-118	15-21				
Jan. 6	@ St. Louis (@ NYC)	L 95-112	15-22				
Jan. 7	@ St. Louis (@ Houston)	L 78-89	15-23				

*Overtime games as available

1959-60 MINNEAPOLIS LAKERS

25-50 - 3RD IN WESTERN DIVISION

Head Coach: John Castellani, Jim Pollard
Players: Elgin Baylor, Boo Ellis, Ray Felix, Ed Fleming, Larry Foust, Dick Garmaker, Steve Hamilton, Tom Hawkins, Rod Hundley Jim Krebs, Rudy LaRusso, Bob Leonard, Nick Mantis, Frank Selvy, Charlie Share, Ron Sobie, Bobby Smith



1959-60 REGULAR SEASON STATISTICS / GAME-BY-GAME RESULTS


	G	MIN	FGM	FGA	PCT	FTM	FTA	PCT	REB	AST	PF	DQ	PTS	AVG
Baylor	70	2873	755	1781	.424	564	770	.732	1150	243	234	2	2074	29.6
LaRusso	71	2092	355	913	.389	265	357	.742	679	83	222	8	975	13.7
Hundley	73	2279	365	1019	.358	203	273	.744	390	338	194	0	933	12.8
Foust**	72	1964	312	766	.407	253	320	.791	621	96	241	7	877	12.2
Leonard	73	2074	231	717	.322	136	193	.705	245	252	171	3	598	8.2
Krebs	75	1269	237	605	.392	98	136	.721	327	38	210	2	582	7.6
Hawkins	69	1467	220	579	.380	106	164	.646	428	54	188	3	546	7.9
Garmaker*	44	1187	198	525	.377	117	163	.718	189	133	126	-	513	11.7
Selvy†	43	1091	169	427	.396	122	160	.763	127	81	76	-	460	10.7
Felix†	31	696	105	261	.402	51	79	.646	258	29	133	-	261	8.4
Ellis	46	671	64	185	.346	51	76	.671	236	27	64	2	179	3.9
Fleming	27	413	59	141	.418	53	69	.768	87	38	46	0	171	6.3
Share**	41	651	59	151	.391	53	80	.663	221	62	142	9	171	4.2
Hamilton	15	247	29	77	.377	18	23	.783	58	7	39	1	76	5.1
Smith	10	130	13	54	.241	11	16	.688	33	14	10	0	37	3.7
Mantis	10	71	10	39	.256	1	2	.500	6	9	8	0	21	2.1
Sobie†	1	13	1	4	.250	0	1	.000	2	2	4	0	2	2.0

*Finished season with another team. †Totals with Lakers only. **totals w/ multiple teams.

DATE	OPPONENT	BOX SCORE	W / L	DATE	OPPONENT	BOX SCORE	W / L
Oct. 18	Detroit	L 105-106	0-1	Jan. 10	@ Cincinnati	W 112-106	13-26
Oct. 24	@ St. Louis	W 94-87	1-1	Jan. 14	New York (@ St. Paul)	L 126-131	13-27
Oct. 25	@ Cincinnati	L 102-103	1-2	Jan. 15	@ Cincinnati	L 118-122	13-28
Oct. 31	@ Syracuse	L 108-117	1-3	Jan. 16	Detroit (@ St. Paul)	L 98-105	13-29
Nov. 1	St. Louis	L 101-138	1-4	Jan. 17	@ St. Louis	L 119-135	13-30
Nov. 3	@ New York (@St. Louis)	L 93-99	1-5	Jan. 23	New York	L 104-115	13-31
Nov. 6	Detroit	L 113-118 (2OT)	1-6	Jan. 27	Cincinnati (@ Detroit)	W 116-112	14-31
Nov. 7	@ Detroit	W 113-111 (OT)	2-6	Jan. 29	Syracuse	L 112-119	14-32
Nov. 8	Boston	W 136-115	3-6	Jan. 31	@ Phil. (@ SF)	L 104-114	14-33
Nov. 10	@ St. Louis	L 105-134	3-7	Feb. 1	@ Philadelphia (@ LA)	L 96-103	14-34
Nov. 12	@ Detroit (@ NYC)	L 93-107	3-8	Feb. 3	@ Boston	L 108-128	14-35
Nov. 14	@ Philadelphia	L 98-104	3-9	Feb. 5	St. Louis	L 96-114	14-36
Nov. 15	Phil. (@ St. Paul)	W 106-100	4-9	Feb. 6	@ Detroit	L 101-116	14-37
Nov. 18	New York	L 105-106	4-10	Feb. 7	Detroit	W 104-102	15-37
Nov. 20	Detroit	W 105-85	5-10	Feb. 9	@ Boston (@ St. Louis)	L 90-129	15-38
Nov. 21	@ Cincinnati	W 99-93 (OT)	6-10	Feb. 10	@ Syracuse (@ NYC)	L 109-110	15-39
Nov. 25	Syracuse	L 93-100	6-11	Feb. 11	Cincinnati	L 108-111	15-40
Nov. 26	@ Cincinnati	L 95-114	6-12	Feb. 13	@ Detroit	W 123-117 (OT)	16-40
Nov. 28	@ St. Louis	L 91-102	6-13	Feb. 14	Syracuse	L 119-121	16-41
Nov. 29	Boston (@ St. Paul)	L 93-109	6-14	Feb. 16	@ Boston (@ NYC)	L 122-130	16-42
Dec. 1	@ New York	W 103-100	7-14	Feb. 17	@ St. Louis (@ Phil.)	L 127-131	16-43
Dec. 3	@ Philadelphia	L 109-123	7-15	Feb. 19	St. Louis	W 111-101	17-43
Dec. 4	@ Detroit	L 101-120	7-16	Feb. 20	@ Philadelphia	L 106-122	17-44
Dec. 5	@ Syracuse	L 95-108	7-17	Feb. 21	St. Louis (@ LA)	W 112-98	18-44
Dec. 6	Boston	L 104-121	7-18	Feb. 22	@ St. Louis (@ LA)	L 103-113	18-45
Dec. 8	@ Syracuse (@ Seat.)	L 89-93	7-19	Feb. 23	@ New York	W 117-112	19-45
Dec. 9	Syracuse (@ SF)	W 96-86	8-19	Feb. 24	@ Bos. (@ College Park)	L 110-131	19-46
Dec. 12	Cincinnati	L 97-107	8-20	Feb. 25	Cincinnati (@ Prov.)	W 105-95	20-46
Dec. 19	@ Cincinnati	W 131-113	9-20	Feb. 26	@ Boston	L 111-128	20-47
Dec. 25	@ St. Louis	L 96-112	9-21	Feb. 27	Philadelphia	W 109-91	21-47
Dec. 26	@ Detroit	W 108-105	10-21	Mar. 1	@ St. Louis	L 101-109	21-48
Dec. 27	Detroit	W 119-109	11-21	Mar. 2	New York (@ Boston)	W 123-113	22-48
Dec. 28	@ Boston	L 104-107	11-22	Mar. 3	Cincinnati (@ Phil.)	W 117-114	23-48
Dec. 30	@ Philadelphia	L 107-122	11-23	Mar. 5	St. Louis	L 106-107	23-49
Dec. 31	@ New York	L 102-127	11-24	Mar. 6	Cincinnati	W 114-105	24-49
Jan. 1	Syracuse	L 98-109	11-25	Mar. 9	@ Detroit	L 116-117	24-50
Jan. 5	@ Philadelphia (@ NYC)	L 111-126	11-26	Mar. 10	New York	W 133-108	25-50
Jan. 9	Cincinnati	W 121-91	12-26				

*Overtime games as available

1960-61 LOS ANGELES LAKERS



36-43 - 2ND IN WESTERN DIVISION

Head Coach: Fred Schaus
Standing: Jerry West, Rod Hundley, Ron Johnson, Tom Hawkins, Frank Selvy, Bob Leonard
Seated: Elgin Baylor, Jim Krebs, Ray Felix, Rudy LaRusso, Howard Joliff
Not pictured: Gary Alcorn

1960-61 REGULAR SEASON STATISTICS / GAME-BY-GAME RESULTS

	G	MIN	FGM	FGA	PCT	FTM	FTA	PCT	REB	AST	PF	DQ	PTS	AVG
Baylor	73	3133	931	2166	.430	676	863	.783	1447	371	279	3	2538	34.8
West	79	2797	529	1264	.419	331	497	.666	611	333	213	1	1389	17.6
LaRusso	79	2593	416	992	.419	323	409	.790	781	135	280	8	1155	14.6
Hundley	79	2179	323	921	.351	223	296	.753	289	350	144	0	869	11.0
Selvy	77	2153	311	767	.405	210	279	.753	299	246	219	3	832	10.8
Hawkins	78	1846	310	719	.431	140	235	.596	479	88	209	2	760	9.7
Krebs	75	1655	271	692	.392	75	93	.806	456	68	223	2	617	8.2
Felix	78	1510	189	508	.372	135	193	.699	539	37	302	12	513	6.6
Leonard	55	600	61	207	.295	71	100	.710	70	81	70	0	193	3.5
Joliff	46	352	46	141	.326	11	23	.478	141	16	53	0	103	2.2
Alcorn	20	174	12	40	.300	7	8	.875	50	2	47	1	31	1.6
Johnson†	8	43	2	13	.154	2	3	.667	15	1	4	0	6	0.8


DATE	OPPONENT	BOX SCORE	W / L	DATE	OPPONENT	BOX SCORE	W / L
Oct. 19	@ Cincinnati	L 123-140	0-1	Jan. 3	Boston	L 96-102	16-25
Oct. 22	@ St. Louis	L 96-112	0-2	Jan. 5	St. Louis	W 110-96	17-25
Oct. 24	New York	L 101-111	0-3	Jan. 6	St. Louis	L 104-108	17-26
Oct. 25	New York	W 120-118	1-3	Jan. 10	New York	W 117-104	18-26
Oct. 28	@ Philadelphia	L 120-122	1-4	Jan. 11	New York	L 104-109	18-27
Oct. 29	@ Syracuse	L 118-125	1-5	Jan. 14	Cincinnati	W 123-114	19-27
Nov. 2	New York (@ Detroit)	W 106-96	2-5	Jan. 15	Cincinnati	L 105-109	19-28
Nov. 5	Syracuse	W 112-110	3-5	Jan. 19	Boston (@ Phila.)	L 103-106	19-29
Nov. 6	Syracuse (@ SF)	W 119-113	4-5	Jan. 21	@ Philadelphia	L 111-136	19-30
Nov. 9	Philadelphia (@ St. Louis)	L 118-125	4-6	Jan. 22	Syracuse (@ Utica)	L 109-112	19-31
Nov. 12	Boston (@ Prov.)	L 124-131	4-7	Jan. 24	Syracuse	W 116-107	20-31
Nov. 15	@ New York	W 123-108	5-7	Jan. 25	Syracuse	W 117-112	21-31
Nov. 19	Detroit	W 130-122	6-7	Jan. 29	Detroit	W 137-113	22-31
Nov. 20	Detroit (@ SF)	W 135-131	7-7	Jan. 30	Detroit	W 117-116	23-31
Nov. 22	Cincinnati (@ NYC)	W 133-118	8-7	Jan. 31	Detroit (@ New York)	L 112-121	23-32
Nov. 23	@ Cincinnati	L 118-122	8-8	Feb. 2	St. Louis (@ Phila.)	W 116-115	24-32
Nov. 24	Cincinnati (@ St. Louis)	W 108-100	9-8	Feb. 5	@ Detroit	W 125-120	25-32
Nov. 25	@ Detroit	W 141-128 (OT)	10-8	Feb. 6	Cin. (@ College Park)	W 110-101	26-32
Nov. 26	@ St. Louis	L 113-126	10-9	Feb. 7	Boston (@ NYC)	L 95-96	26-33
Nov. 27	Philadelphia	L 106-113	10-10	Feb. 8	St. Louis	W 120-103	27-33
Nov. 28	Philadelphia	W 137-112	11-10	Feb. 9	St. Louis	L 113-123	27-34
Nov. 29	Philadelphia (@ NYC)	L 121-122	11-11	Feb. 12	@ St. Louis	W 105-95	28-34
Dec. 1	@ Philadelphia	L 114-117	11-12	Feb. 13	Cincinnati (@ Dayton)	L 100-104	28-35
Dec. 2	@ Boston	W 120-117	12-12	Feb. 14	Boston (@ St. Louis)	L 93-113	28-36
Dec. 4	Boston	L 103-113	12-13	Feb. 16	@ Detroit	W 129-106	29-36
Dec. 5	Boston	L 101-123	12-14	Feb. 18	@ New York	W 121-106	30-36
Dec. 7	@ Cincinnati	L 112-114	12-15	Feb. 19	@ Cincinnati	L 106-112	30-37
Dec. 10	@ St. Louis	L 108-111	12-16	Feb. 20	Syr. (@ Morgantown)	L 121-126	30-38
Dec. 12	St. Louis	L 103-114	12-17	Feb. 22	Boston	W 105-93	31-38
Dec. 14	St. Louis	W 124-113	13-17	Feb. 26	Philadelphia	W 121-116	32-38
Dec. 16	@ Cincinnati	L 116-130	13-18	Feb. 27	Philadelphia	L 88-113	32-39
Dec. 17	@ Boston	L 112-140	13-19	Feb. 28	@ Philadelphia	L 108-123	32-40
Dec. 19	Detroit (@ Portland)	W 107-103	14-19	Mar. 1	New York (@ Boston)	W 144-107	33-40
Dec. 20	Detroit (@ Portland)	L 94-97	14-20	Mar. 2	Syracuse (@ Scranton)	W 114-110	34-40
Dec. 26	@ New York	L 112-119	14-21	Mar. 5	@ Syracuse	W 125-114	35-40
Dec. 28	@ Syracuse	L 113-115	14-22	Mar. 7	@ St. Louis	L 136-137 (2OT)	35-41
Dec. 29	New York (@ Phila.)	W 111-95	15-22	Mar. 8	@ Detroit	L 103-120	35-42
Dec. 30	@ St. Louis	L 99-107	15-23	Mar. 11	Cincinnati	L 105-108	35-43
Jan. 1	@ Detroit	L 105-116	15-24	Mar. 12	Cincinnati	W 123-122	36-43
Jan. 2	Detroit (@ Phila.)	W 123-113	16-24				

† Totals with Lakers only.

1961-62 LOS ANGELES LAKERS

54-26 - 1ST IN WESTERN DIVISION

Head Coach: Fred Schaus
Standing: Jerry West, Rod Hundley, Elgin Baylor, Tom Hawkins, Frank Selvy, Bob McNeil
Seated: Rudy LaRusso, Wayne Yates, Ray Felix, Jim Krebs, Howard Jolliff
Not pictured: Bob Sims, Robert Smith



Western Division Champions

1961-62 REGULAR SEASON STATISTICS / GAME-BY-GAME RESULTS


	G	MIN	FGM	FGA	PCT	FTM	FTA	PCT	REB	AST	PF	DQ	PTS	AVG
West	75	3087	799	1795	.445	712	926	.769	591	402	173	4	2310	30.8
Baylor	48	2129	680	1588	.428	476	631	.754	892	222	155	1	1836	38.3
LaRusso	80	2754	516	1108	.466	342	448	.763	828	179	255	5	1374	17.2
Selvy	79	2806	433	1032	.420	298	404	.738	412	381	232	0	1164	14.7
Krebs	78	2012	312	701	.445	156	208	.750	616	110	290	9	780	10.0
Hawkins	79	1903	289	704	.411	143	222	.644	514	95	244	7	721	9.1
Felix	80	1478	171	398	.430	90	130	.692	473	55	266	6	432	5.4
Hundley	78	1492	173	509	.340	83	127	.654	199	290	129	1	429	5.5
Jolliff	64	1094	104	253	.411	41	78	.526	383	76	175	4	249	3.9
Yates	37	263	31	105	.295	10	22	.455	94	16	72	1	72	1.9
Sims*	19	171	22	59	.373	19	39	.487	27	12	40	-	63	3.3
McNeill†	29	229	22	60	.367	8	12	.667	23	40	25	0	52	1.8
R. Smith	3	7	0	1	.000	0	0	---	0	0	1	0	0	0.0

DATE	OPPONENT	BOX SCORE	W / L
Oct. 19	Phila. (@ New York)	W 118-113	1-0
Oct. 20	@ Philadelphia	L 115-122	1-1
Oct. 24	Cin. (@ New York)	W 124-122	2-1
Oct. 25	@ Detroit	W 120-116	3-1
Oct. 27	Detroit	W 128-118	4-1
Oct. 28	Detroit	W 135-126	5-1
Nov. 1	Cincinnati	W 120-115	6-1
Nov. 3	Cincinnati	L 114-132	6-2
Nov. 4	@ Chicago	W 125-112	7-2
Nov. 7	@ St. Louis	W 127-110	8-2
Nov. 8	St. Louis	W 124-118	9-2
Nov. 13	Chicago	W 127-113	10-2
Nov. 15	Chicago	W 133-118	11-2
Nov. 17	@ Philadelphia	W 125-121	12-2
Nov. 18	@ Boston	W 103-101	13-2
Nov. 21	Detroit (@ New York)	L 102-108	13-3
Nov. 23	@ St. Louis	W 122-114	14-3
Nov. 24	@ New York	W 100-89	15-3
Nov. 25	@ Detroit	L 103-104	15-4
Nov. 26	@ Cincinnati	L 102-117	15-5
Nov. 28	Syracuse (@ St. Louis)	L 111-121	15-6
Dec. 1	Philadelphia	L 117-138	15-7
Dec. 2	Philadelphia	W 129-119	16-7
Dec. 4	Syracuse	W 131-120	17-7
Dec. 5	Syr. (@ Portland)	W 125-120	18-7
Dec. 6	Syracuse	W 123-121 (OT)	19-7
Dec. 8	@ Philadelphia	W 151-147 (3OT)	20-7
Dec. 9	@ Detroit	W 114-107	21-7
Dec. 11	St. Louis	W 132-119	22-7
Dec. 13	St. Louis	W 137-136 (OT)	23-7
Dec. 15	@ Chicago	L 94-97	23-8
Dec. 16	Syracuse (@ Roch.)	L 123-128	23-9
Dec. 17	Detroit (@ Minn.)	W 122-116	24-9
Dec. 19	Boston	W 104-101	25-9
Dec. 20	Chicago (@ Detroit)	W 102-98	26-9
Dec. 23	@ St. Louis	W 129-126	27-9
Dec. 25	@ Cincinnati	W 141-127	28-9
Dec. 26	@ Boston	L 117-129	28-10
Dec. 27	Syracuse (@ Phila.)	W 119-111	29-10
Dec. 28	@ Syracuse	W 121-114	30-10

DATE	OPPONENT	BOX SCORE	W / L
Dec. 29	Phila. (@ Hershey)	L 118-123	30-11
Jan. 1	Philadelphia	W 114-111	31-11
Jan. 3	Philadelphia	W 124-123	32-11
Jan. 7	Boston	L 95-118	32-12
Jan. 13	@ St. Louis	W 108-107	33-12
Jan. 14	Detroit (@ Ft. Wayne)	L 108-118	33-13
Jan. 17	New York	W 129-121	34-13
Jan. 19	New York	W 108-107	35-13
Jan. 20	@ Cincinnati	L 124-125	35-14
Jan. 21	@ Chicago	W 112-111 (OT)	36-14
Jan. 23	Boston (@ New York)	L 103-118	36-15
Jan. 24	Cincinnati	W 136-123	37-15
Jan. 26	Cincinnati	W 116-112	38-15
Jan. 28	Chicago	W 124-109	39-15
Jan. 30	Chicago	W 107-92	40-15
Jan. 31	@ Detroit	W 123-122 (OT)	41-15
Feb. 1	Boston (@ College Park)	L 115-130	41-16
Feb. 3	@ St. Louis	W 127-124	42-16
Feb. 4	@ Chicago	L 105-113	42-17
Feb. 5	Cin. (@ Morgantown)	W 134-128 (OT)	43-17
Feb. 6	@ New York	L 112-116	43-18
Feb. 8	Cincinnati (@ Dayton)	L 109-113	43-19
Feb. 12	St. Louis	L 113-117	43-20
Feb. 14	St. Louis	W 130-107	44-20
Feb. 16	@ Detroit	L 121-127	44-21
Feb. 17	@ New York	W 128-121	45-21
Feb. 18	Boston	W 125-99	46-21
Feb. 20	Boston	L 96-115	46-22
Feb. 22	New York (@ Phila.)	W 118-116	47-22
Feb. 23	Chicago (@ Louisville)	W 124-117 (OT)	48-22
Feb. 24	@ Cincinnati	L 114-118	48-23
Feb. 25	Detroit	W 128-99	49-23
Feb. 27	Detroit	W 107-100	50-23
Mar. 3	@ St. Louis	L 125-134	50-24
Mar. 4	@ Syracuse	W 124-115	51-24
Mar. 9	@ New York	L 100-122	51-25
Mar. 11	@ Boston	L 105-119	51-26
Mar. 12	New York (@ Seattle)	W 119-106	52-26
Mar. 13	Cincinnati	W 120-111	53-26
Mar. 14	St. Louis	W 125-115	54-26

* Did not finish season on Laker roster;
 † Totals with Lakers only

1962-63 LOS ANGELES LAKERS



53-27 - 1ST IN WESTERN DIVISION

Head Coach: Fred Schaus
 Standing: Frank Selvy, Rod Hundley, Elgin Baylor, Howard Joliff, Dick Barnett, Jerry West
 Seated: Jim Krebs, Leroy Ellis, Gene Wiley, Rudy LaRusso
 Not pictured: Ron Horn

Western Division Champions

1962-63 REGULAR SEASON STATISTICS / GAME-BY-GAME RESULTS


	G	MIN	FGM	FGA	PCT	FTM	FTA	PCT	REB	AST	PF	DQ	PTS	AVG
Baylor	80	3370	1029	2273	.453	661	790	.837	1146	386	226	1	2719	34.0
West	55	2163	559	1213	.461	371	477	.778	384	307	150	1	1489	27.1
Barnett	80	2544	547	1162	.471	343	421	.815	242	224	189	3	1437	18.0
LaRusso	75	2505	321	761	.422	282	393	.718	747	187	255	5	924	12.3
Selvy	80	2369	317	747	.424	192	269	.714	289	281	149	0	826	10.3
Krebs	79	1913	272	627	.434	115	154	.747	502	87	256	2	659	8.3
Ellis	80	1628	222	530	.419	133	202	.658	158	46	194	1	577	7.2
Hundley	65	785	88	262	.336	84	119	.706	106	151	81	0	260	4.0
Wiley	75	1488	109	236	.462	23	68	.338	504	40	180	4	241	3.2
Horn	28	289	27	82	.329	20	29	.690	71	10	46	0	74	2.6
Joliff	28	293	15	55	.273	6	9	.667	62	20	49	1	36	1.3

DATE	OPPONENT	BOX SCORE	W / L	DATE	OPPONENT	BOX SCORE	W / L
Oct. 16	Detroit (@ NYC)	W 122-106	1-0	Jan. 8	@ St. Louis	W 99-96	30-11
Oct. 19	@ New York	L 105-116	1-1	Jan. 9	@ Detroit	W 123-115	31-11
Oct. 20	@ Syracuse	L 102-108	1-2	Jan. 11	@ San Francisco	W 134-129	32-11
Oct. 23	@ Cincinnati	L 115-116	1-3	Jan. 12	San Francisco	W 119-114	33-11
Oct. 24	@ Chicago	L 107-118	1-4	Jan. 13	New York	W 108-102	34-11
Oct. 27	Detroit	W 134-118	2-4	Jan. 18	@ Chicago	W 116-108	35-11
Oct. 31	New York	W 115-95	3-4	Jan. 20	@ Boston	L 121-133	35-12
Nov. 3	San Francisco	W 127-115	4-4	Jan. 21	Detroit	W 124-94	36-12
Nov. 4	New York	W 125-106	5-4	Jan. 23	Detroit	W 123-119	37-12
Nov. 7	@ San Francisco	W 132-108	6-4	Jan. 25	Syracuse (@ San Diego)	W 122-114	38-12
Nov. 9	@ Boston	W 133-120	7-4	Jan. 27	@ St. Louis	W 105-101	39-12
Nov. 10	@ St. Louis	L 96-97	7-5	Jan. 30	New York (@ Boston)	W 116-115	40-12
Nov. 11	Chicago	L 105-109 (OT)	7-6	Jan. 31	Detroit (@ Ft. Wayne)	W 127-122	41-12
Nov. 13	Chicago	W 107-84	8-6	Feb. 1	@ Detroit	W 119-109	42-12
Nov. 15	Syracuse (@ Balt.)	L 98-120	8-7	Feb. 2	@ St. Louis	W 103-97	43-12
Nov. 17	@ Chicago	W 110-109	9-7	Feb. 3	@ New York	L 95-122	43-13
Nov. 18	@ Detroit	W 116-98	10-7	Feb. 6	Chicago	W 107-105	44-13
Nov. 22	Cincinnati	W 134-110	11-7	Feb. 8	Chicago	W 94-91	45-13
Nov. 23	@ San Francisco	W 129-124	12-7	Feb. 9	@ Chicago	W 107-106	46-13
Nov. 24	Cincinnati	W 129-123	13-7	Feb. 10	@ Cincinnati	L 107-124	46-14
Nov. 26	Chicago	W 128-106	14-7	Feb. 12	Boston (@ Detroit)	L 93-120	46-15
Nov. 28	St. Louis	W 116-110	15-7	Feb. 13	@ Boston	W 134-128	47-15
Dec. 1	St. Louis	W 110-97	16-7	Feb. 14	Detroit	W 128-111	48-15
Dec. 4	@ New York	W 132-112	17-7	Feb. 16	San Francisco	L 118-122 (2OT)	48-16
Dec. 7	@ Boston	L 112-126	17-8	Feb. 19	@ San Francisco	L 109-111	48-17
Dec. 8	@ Cincinnati	W 131-128 (OT)	18-8	Feb. 22	Boston	W 113-105	49-17
Dec. 9	Syracuse (@ Minn.)	L 114-117	18-9	Feb. 24	Boston	L 109-119	49-18
Dec. 11	Cincinnati (@ NYC)	W 124-121	19-9	Feb. 25	Detroit (@ Des Moines)	W 113-107	50-18
Dec. 12	Syracuse	W 126-120	20-9	Feb. 26	@ New York	L 116-125	50-19
Dec. 14	@ San Francisco	W 120-118	21-9	Feb. 27	@ Syracuse	L 111-122	50-20
Dec. 15	San Francisco	W 113-104	22-9	Mar. 1	@ Chicago	L 109-114	50-21
Dec. 17	Syracuse	W 121-114	23-9	Mar. 2	San Francisco	L 113-122	50-22
Dec. 19	St. Louis	W 135-106	24-9	Mar. 4	Cincinnati	L 111-114	50-23
Dec. 21	St. Louis	L 100-105	24-10	Mar. 6	Cincinnati	W 106-97	51-23
Dec. 26	@ St. Louis	L 104-106	24-11	Mar. 9	@ St. Louis	L 101-117	51-24
Dec. 29	@ Syracuse	W 132-123	25-11	Mar. 10	@ Detroit	L 116-124	51-25
Dec. 30	@ Detroit	W 135-130	26-11	Mar. 11	St. Louis	W 109-96	52-25
Jan. 4	Boston	W 125-123	27-11	Mar. 12	@ San Francisco	L 110-116	52-26
Jan. 5	Boston	W 106-104	28-11	Mar. 13	St. Louis	L 98-112	52-27
Jan. 6	@ Cincinnati	W 120-119 (OT)	29-11	Mar. 16	San Francisco	W 111-105 (OT)	53-27

1963-64 LOS ANGELES LAKERS

42-38 - 3RD IN WESTERN DIVISION

Head Coach: Fred Schaus
Standing: Elgin Baylor, Don Nelson, Cotton Nash,
 Rudy LaRusso, Leroy Ellis, Gene Wiley,
 Hub Reed, Mel Gibson, Jim Krebs,
 Dick Barnett, Jerry West, Jim King
Not pictured: Frank Selvy




1963-64 REGULAR SEASON STATISTICS / GAME-BY-GAME RESULTS

	G	MIN	FGM	FGA	PCT	FTM	FTA	PCT	REB	AST	PF	DQ	PTS	AVG
West	72	2906	740	1529	.484	584	702	.832	433	403	200	2	2064	28.7
Baylor	78	3164	756	1778	.425	471	586	.804	936	347	235	1	1983	25.4
Barnett	78	2620	541	1197	.452	351	454	.773	250	238	233	3	1433	18.4
LaRusso	79	2746	337	776	.434	298	397	.751	800	190	268	5	972	12.3
Ellis	78	1459	200	473	.423	112	170	.659	498	41	192	3	512	6.6
Nelson	80	1406	135	323	.418	149	201	.741	323	76	181	1	419	5.2
Selvy	73	1286	160	423	.378	78	122	.639	139	149	115	1	398	5.5
Wiley	78	1510	146	273	.535	45	75	.600	510	44	225	4	337	4.3
Krebs	68	975	134	357	.375	65	85	.765	283	49	166	6	333	4.9
King	60	762	84	198	.424	66	101	.653	113	110	99	0	234	3.9
Reed	46	386	33	91	.363	10	15	.667	107	23	73	0	76	1.7
Gibson	9	53	6	20	.300	1	2	.500	4	6	10	0	13	1.4

DATE	OPPONENT	BOX SCORE	W / L	DATE	OPPONENT	BOX SCORE	W / L
Oct. 19	@ St. Louis	L 108-117	0-1	Jan. 11	New York (@ San Diego)	L 108-118	26-15
Oct. 22	@ New York	W 130-117	1-1	Jan. 15	@ St. Louis	W 111-109	27-15
Oct. 23	@ Detroit	W 124-116	2-1	Jan. 16	@ Cincinnati	L 95-108	27-16
Oct. 25	@ Cincinnati	W 122-109	3-1	Jan. 17	@ Boston	L 79-99	27-17
Oct. 30	Cincinnati	L 107-115	3-2	Jan. 18	Philadelphia (@ Syr.)	W 115-111	28-17
Nov. 1	Cincinnati	W 122-112	4-2	Jan. 20	Detroit	L 107-118	28-18
Nov. 2	@ San Francisco	L 99-118	4-3	Jan. 22	Detroit	W 110-101	29-18
Nov. 6	New York	W 111-109	5-3	Jan. 24	San Francisco	W 118-100	30-18
Nov. 8	San Francisco	W 93-90	6-3	Jan. 25	@ San Francisco	L 95-120	30-19
Nov. 10	New York	W 104-79	7-3	Jan. 26	San Francisco	W 108-96	31-19
Nov. 11	Detroit (@ Minn.)	L 109-116	7-4	Jan. 28	@ Detroit	L 92-93	31-20
Nov. 13	Boston (@ NYC)	L 110-114	7-5	Jan. 29	Philadelphia (@ Boston)	L 97-102	31-21
Nov. 14	@ Baltimore	W 123-115	8-5	Jan. 30	@ Baltimore	L 89-107	31-22
Nov. 15	@ Philadelphia	L 97-99	8-6	Feb. 1	@ St. Louis	L 96-113	31-23
Nov. 16	Detroit	W 115-95	9-6	Feb. 2	@ St. Louis	L 105-107	31-24
Nov. 17	St. Louis	L 112-117	9-7	Feb. 4	@ Cincinnati	L 100-118	31-25
Nov. 21	St. Louis	W 111-99	10-7	Feb. 5	Detroit	W 111-85	32-25
Nov. 26	@ New York	W 119-112	11-7	Feb. 7	Detroit	L 103-111	32-26
Nov. 27	@ Boston	L 78-114	11-8	Feb. 8	@ Philadelphia	L 101-109	32-27
Nov. 29	@ Detroit	W 127-111	12-8	Feb. 9	@ Baltimore	L 110-119	32-28
Nov. 30	@ St. Louis	W 97-96	13-8	Feb. 11	@ Boston	W 113-109	33-28
Dec. 1	@ Cincinnati	W 114-109	14-8	Feb. 12	Boston	L 97-104 (OT)	33-29
Dec. 4	@ Baltimore	L 98-118	14-9	Feb. 16	Boston	L 90-92	33-30
Dec. 6	@ San Francisco	W 110-101	15-9	Feb. 18	@ New York	L 117-118	33-31
Dec. 8	San Francisco	L 112-114	15-10	Feb. 19	Detroit (@ Toledo)	L 115-116	33-32
Dec. 9	Baltimore (@ Seattle)	W 134-120	16-10	Feb. 20	@ Detroit	W 106-101	34-32
Dec. 12	Baltimore	W 120-105	17-10	Feb. 22	Cincinnati	L 105-107	34-33
Dec. 14	Baltimore	W 113-108	18-10	Feb. 23	@ San Francisco	L 108-109	34-34
Dec. 15	St. Louis	L 95-102	18-11	Feb. 26	Cincinnati	W 103-97	35-34
Dec. 18	Philadelphia	W 116-96	19-11	Feb. 28	@ Baltimore	W 115-112	36-34
Dec. 21	Philadelphia	W 126-113	20-11	Feb. 29	@ St. Louis	L 114-115 (OT)	36-35
Dec. 25	@ New York	W 134-126	21-11	Mar. 1	St. Louis	W 114-91	37-35
Dec. 26	@ Boston	L 110-126	21-12	Mar. 4	St. Louis	L 105-110	37-36
Dec. 28	@ Philadelphia	L 100-114	21-13	Mar. 7	San Francisco	L 118-120	37-37
Dec. 29	Detroit (@ Ft. Wayne)	W 140-128	22-13	Mar. 9	Baltimore	W 122-112	38-37
Dec. 31	St. Louis	W 132-119	23-13	Mar. 11	Baltimore (@ Long Beach)	W 115-109	39-37
Jan. 4	Boston	W 125-118 (OT)	24-13	Mar. 13	@ San Francisco	W 112-109	40-37
Jan. 5	Boston	W 97-95	25-13	Mar. 14	San Francisco	L 95-111	40-38
Jan. 8	New York	W 136-118	26-13	Mar. 15	Philadelphia	W 120-95	41-38
Jan. 10	@ San Francisco	L 89-114	26-14	Mar. 17	Philadelphia	W 121-97	42-38

1964-65 LOS ANGELES LAKERS



49-31 - 1ST IN WESTERN DIVISION

Head Coach: Fred Schaus
Standing: Jim King, Dick Barnett, Elgin Baylor, Don Nelson, Jerry West, Walt Hazzard
Seated: Bill McGill, Darrall Imhoff, Gene Wiley, Leroy Ellis, Rudy LaRusso
Not pictured: Jerry Grote, Cotton Nash

Western Division Champions

1964-65 REGULAR SEASON STATISTICS / GAME-BY-GAME RESULTS


	G	MIN	FGM	FGA	PCT	FTM	FTA	PCT	REB	AST	PF	DQ	PTS	AVG
West	74	3066	822	1655	.497	648	789	.821	447	364	221	2	2292	31.0
Baylor	74	3056	763	1903	.401	483	610	.792	950	280	235	0	2009	27.1
LaRusso	77	2588	381	827	.461	321	415	.773	725	198	258	3	1083	14.1
Barnett	74	2026	375	908	.413	270	338	.799	200	159	209	1	1020	13.8
Ellis	80	2002	311	700	.444	198	284	.697	652	49	196	1	820	10.3
King	77	1671	184	469	.392	118	151	.781	214	178	193	2	486	6.3
Wiley	80	2002	175	376	.465	56	111	.505	690	105	235	11	406	5.1
Imhoff	76	1521	145	311	.466	88	154	.571	500	87	238	7	378	5.0
Hazzard	66	919	117	306	.382	46	71	.648	111	140	132	0	280	4.2
Nelson	39	238	36	85	.424	20	26	.769	73	24	40	1	92	2.4
Nash*	25	167	14	57	.246	25	32	.781	35	10	30	0	53	2.1
McGill†	8	37	7	20	.350	1	1	1.000	12	3	6	0	15	1.9
Grote	11	33	6	11	.545	2	2	1.000	4	4	5	0	14	1.3

DATE	OPPONENT	BOX SCORE	W / L	DATE	OPPONENT	BOX SCORE	W / L
Oct. 17	@ New York	W 113-109	1-0	Jan. 11	Detroit (@ Pitt.)	L 127-128	23-18
Oct. 20	@ Cincinnati	L 113-121	1-1	Jan. 14	@ Detroit	W 104-100	24-18
Oct. 21	@ Baltimore	W 108-105	2-1	Jan. 15	@ Cincinnati	L 106-124	24-19
Oct. 23	@ San Francisco	W 94-92	3-1	Jan. 17	@ St. Louis	L 105-118	24-20
Oct. 28	Baltimore	W 112-102	4-1	Jan. 20	New York	W 119-103	25-20
Oct. 29	Baltimore	L 95-98	4-2	Jan. 22	New York	W 117-107	26-20
Nov. 1	St. Louis	L 115-116	4-3	Jan. 24	@ Boston	L 93-117	26-21
Nov. 5	New York	W 106-96	5-3	Jan. 26	@ New York	W 111-99	27-21
Nov. 7	San Francisco	W 130-103	6-3	Jan. 27	Cincinnati	W 119-112	28-21
Nov. 10	New York	W 108-101	7-3	Jan. 29	Cincinnati	W 137-133 (2OT)	29-21
Nov. 12	@ New York	W 132-123 (OT)	8-3	Jan. 30	@ San Francisco	W 109-99	30-21
Nov. 13	@ Boston	W 114-112	9-3	Jan. 31	San Francisco	W 96-94	31-21
Nov. 14	@ Baltimore	L 115-127	9-4	Feb. 2	Detroit (@ Cleveland)	L 118-121	31-22
Nov. 15	@ Detroit	W 111-105	10-4	Feb. 3	@ Cincinnati	L 99-130	31-23
Nov. 18	Cincinnati	L 90-92	10-5	Feb. 6	@ Baltimore	L 112-116	31-24
Nov. 20	Cincinnati	W 131-121	11-5	Feb. 7	@ Boston	L 97-101	31-25
Nov. 25	Detroit	W 130-117	12-5	Feb. 8	Philadelphia	W 117-98	32-25
Nov. 27	Detroit	W 117-111	13-5	Feb. 10	Philadelphia	L 99-110	32-26
Nov. 28	@ San Francisco	L 106-109	13-6	Feb. 12	San Francisco	W 114-95	33-26
Nov. 29	Baltimore	W 126-110	14-6	Feb. 13	@ San Francisco	W 129-105	34-26
Dec. 1	@ Philadelphia	W 118-117	15-6	Feb. 17	@ New York	W 118-98	35-26
Dec. 2	@ St. Louis	L 102-105	15-7	Feb. 18	@ Philadelphia	W 117-110	36-26
Dec. 4	@ Cincinnati	L 90-104	15-8	Feb. 19	@ Baltimore	W 119-111	37-26
Dec. 6	Phila. (@ Minn.)	W 109-104	16-8	Feb. 21	Boston	W 129-114	38-26
Dec. 8	Boston	L 98-108	16-9	Feb. 24	Boston	L 95-97	38-27
Dec. 10	St. Louis	L 91-95	16-10	Feb. 26	St. Louis	W 106-90	39-27
Dec. 13	Detroit	W 116-115	17-10	Feb. 28	Philadelphia (@ Syr.)	W 122-118	40-27
Dec. 15	Detroit	L 116-131	17-11	Mar. 2	Philadelphia (@ NYC)	W 126-117	41-27
Dec. 16	@ Detroit	W 126-120 (OT)	18-11	Mar. 3	@ Boston	W 104-102	42-27
Dec. 18	@ Cincinnati	L 107-111	18-12	Mar. 5	@ New York	W 105-103	43-27
Dec. 19	Philadelphia	L 113-140	18-13	Mar. 6	@ St. Louis	L 107-109	43-28
Dec. 21	New York	W 125-113	19-13	Mar. 7	Cincinnati	W 106-104	44-28
Dec. 23	Philadelphia	W 135-117	20-13	Mar. 9	Baltimore	W 123-114	45-28
Dec. 26	San Francisco	W 129-122	21-13	Mar. 11	Baltimore	W 121-116 (OT)	46-28
Dec. 28	@ Boston	L 112-133	21-14	Mar. 12	@ San Francisco	W 115-93	47-28
Dec. 30	@ Philadelphia	L 115-117	21-15	Mar. 13	St. Louis	W 106-101	48-28
Jan. 2	@ St. Louis	W 115-112	22-15	Mar. 14	St. Louis	L 108-115	48-29
Jan. 3	@ St. Louis	W 99-92	23-15	Mar. 16	@ Detroit	W 100-99	49-29
Jan. 7	Boston	L 104-112	23-16	Mar. 17	@ Baltimore	L 106-117	49-30
Jan. 9	Boston	L 103-107	23-17	Mar. 20	San Francisco	L 98-112	49-31

*Did not finish season on Laker roster;
 † Totals with Lakers only

45-35 - 1ST IN WESTERN DIVISION

Head Coach: Fred Schaus
 Standing: Jim King, Jerry West, John Fairchild,
 Elgin Baylor, Walt Hazzard, Gail
 Goodrich
 Seated: Bob Boozer, Gene Wiley, Darrall
 Imhoff, Leroy Ellis, Rudy LaRusso



Western Division Champions

1965-66 REGULAR SEASON STATISTICS / GAME-BY-GAME RESULTS

	G	MIN	FGM	FGA	PCT	FTM	FTA	PCT	REB	AST	PF	DQ	PTS	AVG
West	79	3218	818	1731	.473	840	977	.860	562	480	243	1	2476	31.3
LaRusso	76	2316	410	897	.457	350	445	.787	660	165	261	9	1170	15.4
Hazzard	80	2198	458	1003	.457	182	257	.708	219	393	224	0	1098	13.7
Baylor	65	1975	415	1034	.401	249	337	.739	621	224	157	0	1079	16.6
Ellis	80	2219	393	927	.424	186	256	.727	735	74	232	3	972	12.2
Boozer	78	1847	365	754	.484	225	289	.779	548	87	196	0	955	12.2
King	76	1499	238	545	.437	94	115	.817	204	223	181	1	570	7.5
Goodrich	65	1008	203	503	.404	103	149	.691	130	103	103	1	509	7.8
Imhoff	77	1413	151	337	.448	77	136	.566	159	113	234	7	379	4.9
Wiley	67	1386	123	289	.426	43	76	.566	490	63	171	3	289	4.3
Fairchild	30	171	23	89	.258	14	20	.700	45	11	33	0	60	2.0

DATE	OPPONENT	BOX SCORE	W / L	DATE	OPPONENT	BOX SCORE	W / L
Oct. 15	@ San Francisco	W 122-115	1-0	Dec. 30	Detroit (@ Ft. Wayne)	L 114-117	23-18
Oct. 16	@ St. Louis	W 106-94	2-0	Jan. 2	Boston	L 113-124	23-19
Oct. 20	@ Boston	L 96-100	2-1	Jan. 5	Boston	W 120-113	24-19
Oct. 23	@ New York	L 101-106	2-2	Jan. 7	@ Philadelphia	W 126-120	25-19
Oct. 26	New York	W 104-102	3-2	Jan. 8	@ New York	L 127-133	25-20
Oct. 28	New York	W 140-116	4-2	Jan. 9	@ Detroit	W 111-98	26-20
Oct. 30	San Francisco	L 122-124	4-3	Jan. 12	@ Boston	L 102-114	26-21
Nov. 3	St. Louis	W 120-116	5-3	Jan. 14	@ San Francisco	W 118-110	27-21
Nov. 5	St. Louis	W 118-116	6-3	Jan. 15	New York	W 152-123	28-21
Nov. 6	@ St. Louis	L 101-131	6-4	Jan. 18	@ Cincinnati	L 108-119	28-22
Nov. 7	@ Baltimore	L 116-137	6-5	Jan. 20	@ Baltimore	L 121-123	28-23
Nov. 9	@ Philadelphia	L 110-118	6-6	Jan. 21	San Francisco	L 109-120	28-24
Nov. 10	Detroit	W 133-125	7-6	Jan. 25	Philadelphia (@ NYC)	L 106-110	28-25
Nov. 12	New York (@ Minn.)	W 107-106	8-6	Jan. 26	@ Detroit	W 126-110	29-25
Nov. 14	Baltimore	W 129-114	9-6	Jan. 28	Baltimore	W 138-123	30-25
Nov. 17	Boston	W 125-115	10-6	Jan. 30	Baltimore	W 136-122	31-25
Nov. 19	San Francisco	W 135-124	11-6	Feb. 2	Cincinnati	W 119-118	32-25
Nov. 20	San Fran. (@ Vegas)	W 133-117	12-6	Feb. 4	Cincinnati	W 132-125	33-25
Nov. 21	Philadelphia	L 104-110	12-7	Feb. 6	@ St. Louis	L 105-109	33-26
Nov. 24	Philadelphia	W 127-124	13-7	Feb. 7	@ Philadelphia	L 125-132	33-27
Nov. 26	@ Baltimore	L 107-110	13-8	Feb. 9	@ Baltimore	W 123-116 (OT)	34-27
Nov. 27	@ Boston	L 95-101	13-9	Feb. 12	@ New York	L 127-140	34-28
Nov. 28	@ Detroit	W 128-110	14-9	Feb. 13	@ Boston	W 120-110	35-28
Nov. 30	@ Cincinnati	L 120-126	14-10	Feb. 15	New York	W 132-124	36-28
Dec. 1	Cincinnati	W 121-105	15-10	Feb. 17	Philadelphia	L 121-136	36-29
Dec. 3	Cincinnati	L 118-122	15-11	Feb. 19	Boston	L 111-115	36-30
Dec. 6	Phila. (@ Charleston)	L 107-116	15-12	Feb. 21	Boston	L 108-115	36-31
Dec. 7	@ New York	L 127-131	15-13	Feb. 23	Cincinnati	W 140-133	37-31
Dec. 8	@ Boston	L 106-108	15-14	Feb. 26	@ Detroit	W 131-118	38-31
Dec. 10	@ Cincinnati	W 129-110	16-14	Mar. 2	@ Baltimore	L 113-119	38-32
Dec. 11	St. Louis	W 126-108	17-14	Mar. 4	Baltimore	W 123-106	39-32
Dec. 12	St. Louis	W 123-101	18-14	Mar. 5	@ San Francisco	W 125-123	40-32
Dec. 15	Philadelphia	L 108-122	18-15	Mar. 6	Baltimore	W 126-105	41-32
Dec. 17	Philadelphia	L 117-127	18-16	Mar. 8	@ New York	L 132-133 (OT)	41-33
Dec. 19	San Francisco	W 132-120	19-16	Mar. 9	Cin. (@ Indianapolis)	W 119-116	42-33
Dec. 23	Detroit	W 122-112	20-16	Mar. 11	Detroit	L 114-116	42-34
Dec. 25	Detroit	W 115-106	21-16	Mar. 15	Detroit	W 135-108	43-34
Dec. 27	St. Louis (@ Memphis)	W 108-100	22-16	Mar. 18	St. Louis	W 132-120	44-34
Dec. 28	@ St. Louis	W 107-100	23-16	Mar. 19	@ San Francisco	L 119-125	44-35
Dec. 29	@ Cincinnati	L 109-111	23-17	Mar. 20	San Francisco	W 124-112	45-35

1966-67 LOS ANGELES LAKERS



36-45 - 3RD IN WESTERN DIVISION

Head Coach: Fred Schaus
Standing: Gail Goodrich, Walt Hazzard, Jerry Chambers, Tom Hawkins, Jerry West, Archie Clark
Seated: John Block, Jim Barnes, Henry Finkel, Darrall Imhoff, Rudy LaRusso, Elgin Baylor
Not pictured: Mel Counts

1966-67 REGULAR SEASON STATISTICS / GAME-BY-GAME RESULTS

	G	MIN	FGM	FGA	PCT	FTM	FTA	PCT	REB	AST	PF	DQ	PTS	AVG
West	66	2670	645	1389	.464	602	686	.878	392	447	160	1	1892	28.7
Baylor	70	2706	711	1658	.429	440	541	.813	898	215	211	1	1862	26.6
Goodrich	77	1780	352	776	.454	253	337	.751	251	210	294	3	957	12.4
Imhoff	81	2725	370	780	.474	127	207	.614	1080	222	281	7	867	10.7
Clark	76	1763	331	732	.452	136	192	.708	218	205	193	1	798	10.5
Hazzard	79	1642	301	706	.426	129	177	.729	231	323	203	1	731	9.3
Hawkins	76	1798	275	572	.481	82	173	.474	434	83	207	1	632	8.3
LaRusso	45	1292	211	509	.415	156	224	.696	351	78	149	6	578	12.8
Barnes	80	1398	217	497	.437	128	187	.684	450	47	266	5	562	7.0
Chambers	68	1015	224	496	.452	68	93	.731	208	44	143	0	516	7.6
Counts†	31	517	112	252	.444	40	54	.741	189	22	102	4	264	8.5
Block	22	118	20	52	.385	24	34	.706	45	5	20	0	64	2.9
Finkel	27	141	17	47	.362	7	12	.583	64	5	39	1	41	1.5


DATE	OPPONENT	BOX SCORE	W / L	DATE	OPPONENT	BOX SCORE	W / L
Oct. 15	@ Baltimore	W 126-115	1-0	Jan. 11	San Francisco	W 141-126	17-25
Oct. 18	@ New York	L 119-122	1-1	Jan. 13	Cincinnati (@ Cleve.)	L 115-125	17-26
Oct. 19	@ Chicago	L 124-134	1-2	Jan. 14	@ Chicago	L 121-122	17-27
Oct. 21	Chicago	L 101-108	1-3	Jan. 15	@ Detroit	W 127-116	18-27
Oct. 26	New York	L 122-133	1-4	Jan. 18	St. Louis	L 121-123 (OT)	18-28
Oct. 28	New York	W 124-114	2-4	Jan. 20	@ Philadelphia	L 108-119	18-29
Oct. 29	@ St. Louis	L 109-110	2-5	Jan. 21	@ Baltimore	L 119-126	18-30
Oct. 30	Detroit (@ Montreal)	L 121-124	2-6	Jan. 22	@ Boston	L 120-121 (OT)	18-31
Nov. 2	@ Boston	L 108-133	2-7	Jan. 25	Baltimore	W 128-115	19-31
Nov. 4	Baltimore	W 131-98	3-7	Jan. 28	Baltimore	W 133-118	20-31
Nov. 8	Baltimore	L 102-104	3-8	Jan. 29	@ Chicago	W 142-122	21-31
Nov. 10	Detroit	L 132-133 (OT)	3-9	Jan. 30	St. Louis (@ Memphis)	L 99-106	21-32
Nov. 11	@ San Francisco	L 93-132	3-10	Feb. 1	Philadelphia	W 143-133	22-32
Nov. 12	Detroit	W 144-88	4-10	Feb. 3	San Francisco	W 129-80	23-32
Nov. 16	Cincinnati (@ Dayton)	W 124-112	5-10	Feb. 5	Philadelphia	L 123-130	23-33
Nov. 18	@ Detroit	L 118-121	5-11	Feb. 7	@ New York	W 122-117	24-33
Nov. 19	San Francisco	L 109-144	5-12	Feb. 8	Balt. (@ Charleston)	W 121-108	25-33
Nov. 23	Chicago	W 154-130	6-12	Feb. 10	@ Philadelphia	L 131-148	25-34
Nov. 25	Chicago	L 117-121	6-13	Feb. 12	Chicago	W 129-121	26-34
Nov. 26	@ St. Louis	W 133-126	7-13	Feb. 15	Boston	W 124-114	27-34
Nov. 29	@ New York	L 114-118	7-14	Feb. 17	Boston	W 119-120	27-35
Nov. 30	@ Baltimore	W 126-111	8-14	Feb. 19	Chicago	L 119-133	27-36
Dec. 2	@ Philadelphia	L 130-138	8-15	Feb. 21	San Fran. (@ San Diego)	L 133-136	27-37
Dec. 3	@ Cincinnati	W 130-118	9-15	Feb. 22	Cincinnati	W 103-102	28-37
Dec. 4	St. Louis	L 118-123	9-16	Feb. 24	@ Detroit	L 101-102	28-38
Dec. 7	St. Louis	W 130-128 (OT)	10-16	Feb. 25	@ St. Louis	W 134-133 (OT)	29-38
Dec. 9	San Francisco	L 118-119	10-17	Feb. 26	Cincinnati	W 141-127	30-38
Dec. 11	Cincinnati	W 119-118	11-17	Feb. 28	Detroit at NYC	W 119-117	31-38
Dec. 14	Cincinnati	L 124-126	11-18	Mar. 1	@ Cincinnati	L 116-122	31-39
Dec. 18	Boston	W 127-125	12-18	Mar. 3	New York	W 138-132	32-39
Dec. 20	@ San Francisco	L 107-130	12-19	Mar. 5	@ Boston	L 105-100	32-40
Dec. 21	Philadelphia	L 123-129	12-20	Mar. 6	Phila. (@ Pittsburgh)	L 117-119	32-41
Dec. 23	Philadelphia	L 107-118	12-21	Mar. 7	@ New York	W 131-119	33-41
Dec. 26	@ Boston	L 106-121	12-22	Mar. 8	St. Louis	L 104-106	33-42
Dec. 28	@ New York	L 115-121	12-23	Mar. 10	Detroit	W 118-103	34-42
Dec. 29	@ Cincinnati	W 125-114	13-23	Mar. 11	@ San Francisco	W 125-120	35-42
Jan. 1	Boston	W 111-110	14-23	Mar. 12	Detroit	L 104-120	35-43
Jan. 4	St. Louis	W 122-101	15-23	Mar. 15	Philadelphia	L 123-138	35-44
Jan. 5	San Fran. (@ Oakland)	L 91-122	15-24	Mar. 17	@ Baltimore	W 135-133	36-44
Jan. 6	Boston	W 102-99	16-24	Mar. 19	@ Chicago	L 109-122	36-45
Jan. 8	NY (@ Long Beach)	L 118-121	16-25				

† Totals with Lakers only.

1967-68 LOS ANGELES LAKERS

52-30 - 2ND IN WESTERN DIVISION

Head Coach: Bill van Breda Kolf
Standing: Tom Hawkins, Dennis Hamilton, Elgin Baylor, Mel Counts, Darrall Imhoff, Erwin Mueller, John Wetzel
Seated: Archie Clark, Gail Goodrich, Jerry West, Fred Crawford
Not pictured: Cliff Anderson, Jim Barnes



Western Division Champions

1967-68 REGULAR SEASON STATISTICS / GAME-BY-GAME RESULTS

	G	MIN	FGM	FGA	PCT	FTM	FTA	PCT	REB	AST	PF	DQ	PTS	AVG
Baylor	77	3029	757	1709	.443	488	621	.786	941	355	232	0	2002	26.0
Clark	81	3039	628	1309	.480	356	481	.740	342	353	235	3	1612	19.9
West	51	1919	476	926	.514	391	482	.811	294	310	152	1	1343	26.3
Goodrich	79	2057	395	812	.486	302	392	.770	199	205	228	2	1092	13.8
Counts	82	1739	384	808	.475	190	254	.748	732	139	309	6	958	11.7
Hawkins	78	2463	389	779	.499	125	229	.546	458	117	289	7	903	11.6
Imhoff	82	2271	293	613	.478	177	286	.619	893	206	264	3	763	9.3
Crawford†	38	756	159	330	.482	74	120	.617	112	95	104	1	392	10.3
Mueller†	39	973	132	254	.520	61	103	.592	222	78	86	2	325	8.3
Barnes*	42	713	101	235	.430	59	88	.670	211	27	134	4	261	6.2
Wetzel	38	434	52	119	.437	35	46	.761	84	51	55	0	139	3.7
Hamilton	44	378	54	108	.500	13	13	1.000	72	30	46	0	121	2.8
Anderson	18	94	7	29	.241	12	28	.429	11	17	18	1	26	1.4

DATE	OPPONENT	BOX SCORE	W / L	DATE	OPPONENT	BOX SCORE	W / L
Oct. 17	@ Chicago	W 107-105	1-0	Jan. 5	@ Philadelphia	L 113-125	22-20
Oct. 18	@ Philadelphia	W 87-103	1-1	Jan. 6	@ Baltimore	L 127-130 (OT)	22-21
Oct. 19	@ St. Louis	L 95-100	1-2	Jan. 10	New York	L 101-115	22-22
Oct. 21	@ New York	W 114-106	2-2	Jan. 17	Philadelphia	W 125-116	23-22
Oct. 25	Cincinnati	W 132-116	3-2	Jan. 20	San Francisco	W 151-122	24-22
Oct. 27	Chicago	W 125-117	4-2	Jan. 21	Seattle	W 154-123	25-22
Oct. 29	Baltimore	W 118-105	5-2	Jan. 25	Cincinnati (@ Clev.)	W 118-116	26-22
Nov. 1	New York	L 113-129	5-3	Jan. 26	@ Boston	W 118-112	27-22
Nov. 3	@ Boston	L 104-105	5-4	Jan. 27	@ Detroit	L 119-125	27-23
Nov. 4	@ Cincinnati	W 106-104	6-4	Jan. 28	St. Louis (@ Miami)	W 128-113	28-23
Nov. 11	Philadelphia	L 111-115	6-5	Jan. 30	@ Seattle	L 116-128	28-24
Nov. 12	Chicago	W 97-96	7-5	Jan. 31	St. Louis	W 110-102	29-24
Nov. 15	Chicago	W 124-115	8-5	Feb. 2	Seattle	W 151-113	30-24
Nov. 17	@ Baltimore	L 107-116	8-6	Feb. 3	San Diego	W 133-122	31-24
Nov. 18	@ St. Louis	W 127-107	9-6	Feb. 4	Seattle	W 137-131	32-24
Nov. 21	@ Seattle	L 132-137	9-7	Feb. 6	Cincinnati	W 146-102	33-24
Nov. 23	Detroit	W 132-120	10-7	Feb. 8	@ Seattle	L 110-115	33-25
Nov. 24	@ San Fran. (@ Oak.)	L 121-122	10-8	Feb. 9	San Francisco	W 122-104	34-25
Nov. 25	San Francisco	L 112-131	10-9	Feb. 11	@ Boston	W 141-104	35-25
Nov. 26	St. Louis	W 109-105	11-9	Feb. 13	@ Baltimore	W 119-116 (OT)	36-25
Nov. 28	St. Louis	W 134-117	12-9	Feb. 15	Chicago (@ Mil.)	W 132-105	37-25
Nov. 29	@ Detroit	L 123-127	12-10	Feb. 16	@ San Francisco	L 116-118	37-26
Dec. 1	@ Boston	L 119-123	12-11	Feb. 17	Philadelphia	L 134-135 (2OT)	37-27
Dec. 2	@ New York	W 122-106	13-11	Feb. 21	Boston	W 122-117	38-27
Dec. 5	@ Philadelphia	W 128-122 (OT)	14-11	Feb. 23	Cincinnati	W 131-115	39-27
Dec. 6	@ Baltimore	W 136-125	15-11	Feb. 25	@ San Diego	W 127-112	40-27
Dec. 8	@ Detroit	W 115-103	16-11	Feb. 27	Cincinnati	W 117-106	41-27
Dec. 9	@ San Diego	W 127-109	17-11	Feb. 29	Chi. (@ Evansville)	W 117-107	42-27
Dec. 10	@ Seattle	L 123-133	17-12	Mar. 2	Seattle	W 127-121	43-27
Dec. 14	Chicago	L 101-106	17-13	Mar. 3	Baltimore	W 121-114	44-27
Dec. 17	Boston	L 117-123	17-14	Mar. 6	St. Louis	L 96-112	44-28
Dec. 20	New York	L 131-138	17-15	Mar. 7	@ San Diego	W 119-102	45-28
Dec. 22	Detroit	W 133-105	18-15	Mar. 8	San Diego	W 130-122	46-28
Dec. 25	@ San Diego	L 101-104	18-16	Mar. 9	@ San Francisco	W 137-132 (OT)	47-28
Dec. 26	@ Chicago	W 104-101	19-16	Mar. 10	Baltimore	L 89-119	47-29
Dec. 27	@ Cincinnati	L 127-132	19-17	Mar. 13	San Francisco	W 142-106	48-29
Dec. 29	@ New York	W 126-115	20-17	Mar. 15	New York	W 123-112	49-29
Dec. 30	@ St. Louis	W 106-104	21-17	Mar. 16	Detroit	W 135-108	50-29
Dec. 31	San Diego	W 147-118	22-17	Mar. 17	Detroit	W 120-116	51-29
Jan. 2	@ San Francisco	L 118-119	22-18	Mar. 18	@ Philadelphia	L 128-158	51-30
Jan. 3	Boston	L 103-113	22-19	Mar. 19	San Diego	W 121-109	52-30

*Did not finish season on Laker roster.
 † Totals with Lakers only.

1968-69 LOS ANGELES LAKERS



55-27 - 1ST IN WESTERN DIVISION

Head Coach: Bill van Breda Kolff
Standing: John Egan, Cliff Anderson, Keith Erickson, Bill Hewitt, Tom Hawkins, Fred Crawford, Jerry West
Seated: Elgin Baylor, Mel Counts, Witt Chamberlain, Jay Carter

Western Division Champions

1968-69 REGULAR SEASON STATISTICS / GAME-BY-GAME RESULTS

	G	MIN	FGM	FGA	PCT	FTM	FTA	PCT	REB	AST	PF	DQ	PTS	AVG
Baylor	76	3064	730	1632	.447	421	567	.743	805	408	204	0	1881	24.8
Chamberlain	81	3669	641	1099	.583	382	857	.446	1712	366	142	0	1664	20.5
West	61	2394	545	1156	.471	490	597	.821	262	423	156	1	1580	25.9
Counts	77	1866	390	867	.450	178	221	.805	600	109	223	5	958	12.4
Egan	82	1805	246	597	.412	204	240	.850	147	215	206	1	696	8.5
Erickson	77	1974	264	629	.420	120	175	.686	308	194	222	6	648	8.4
Hewitt	75	1455	239	528	.453	61	106	.575	332	76	139	1	539	7.2
Hawkins	74	1507	230	461	.499	62	151	.411	266	81	168	1	522	7.1
Crawford	81	1690	211	454	.465	83	154	.539	215	154	224	1	505	6.2
Anderson	35	289	44	108	.407	47	82	.573	44	31	58	0	135	3.9
Carty	28	192	34	89	.382	8	11	.727	58	11	31	0	76	2.7

DATE	OPPONENT	BOX SCORE	W / L	DATE	OPPONENT	BOX SCORE	W / L
Oct. 18	@ Philadelphia	L 96-114	0-1	Jan. 4	@ Atlanta	W 121-111	29-13
Oct. 19	@ New York	W 118-96	1-1	Jan. 7	@ Baltimore	W 100-93	30-13
Oct. 22	@ Cincinnati	L 103-107	1-2	Jan. 10	@ Boston	L 82-88	30-14
Oct. 23	@ Detroit	L 110-117	1-3	Jan. 11	@ Atlanta	L 100-104	30-15
Oct. 25	Baltimore	W 117-111	2-3	Jan. 17	Cincinnati	W 128-107	31-15
Oct. 27	San Diego	W 152-116	3-3	Jan. 19	Cincinnati	W 132-117	32-15
Oct. 29	Atlanta	W 125-124	4-3	Jan. 21	@ Milwaukee	W 122-105	33-15
Nov. 1	Chicago	L 101-114	4-4	Jan. 22	@ Detroit	L 115-116	33-16
Nov. 3	@ Phoenix	W 127-109	5-4	Jan. 24	@ Atlanta	L 106-110	33-17
Nov. 5	@ Chicago	W 112-109 (OT)	6-4	Jan. 26	Cincinnati (@ Clev.)	W 126-113	34-17
Nov. 6	Milw. (@ Madison)	W 128-115	7-4	Jan. 28	Chicago	W 125-118	35-17
Nov. 8	New York	W 102-100	8-4	Jan. 29	@ San Diego	W 122-120	36-17
Nov. 10	New York	W 130-109	9-4	Jan. 31	Milwaukee	W 105-104	37-17
Nov. 15	San Diego	W 127-119	10-4	Feb. 1	@ San Francisco	W 106-101 (OT)	38-17
Nov. 16	@ San Francisco	W 119-112	11-4	Feb. 2	San Francisco	L 117-122 (3OT)	38-18
Nov. 17	Seattle	W 105-94	12-4	Feb. 3	@ Seattle	L 107-114	38-19
Nov. 19	Boston	W 116-106	13-4	Feb. 7	Philadelphia	L 106-109	38-20
Nov. 22	San Francisco	L 98-100	13-5	Feb. 8	@ Phoenix	W 122-104	39-20
Nov. 24	Chicago	W 103-100	14-5	Feb. 9	Phoenix	W 134-116	40-20
Nov. 26	@ New York	L 100-104	14-6	Feb. 12	@ Seattle	W 109-92	41-20
Nov. 28	@ Philadelphia	L 107-122	14-7	Feb. 14	San Diego	W 115-109	42-20
Nov. 29	@ Boston	W 93-92	15-7	Feb. 16	@ Milwaukee	L 97-106	42-21
Dec. 1	Milwaukee	W 119-112	16-7	Feb. 18	@ New York	W 113-109	43-21
Dec. 3	Phoenix	W 122-108	17-7	Feb. 19	@ Baltimore	L 88-110	43-22
Dec. 5	@ Baltimore	L 90-108	17-8	Feb. 21	Boston	L 102-124	43-23
Dec. 6	@ Atlanta	W 99-94	18-8	Feb. 23	Philadelphia	L 121-125	43-24
Dec. 7	@ Chicago	L 81-90	18-9	Feb. 25	Seattle	W 114-111 (OT)	44-24
Dec. 8	San Diego	W 132-118	19-9	Feb. 28	Phoenix	W 121-117	45-24
Dec. 13	Atlanta	L 103-105	19-10	Mar. 1	@ San Diego	W 119-113	46-24
Dec. 14	@ Seattle	W 136-120	20-10	Mar. 2	San Francisco	W 107-92	47-24
Dec. 15	Seattle	W 115-114	21-10	Mar. 4	Baltimore	L 108-116	47-25
Dec. 17	Cincinnati	W 112-108	22-10	Mar. 7	Boston	W 105-99 (OT)	48-25
Dec. 20	San Francisco	W 133-101	23-10	Mar. 9	Baltimore	W 120-109	49-25
Dec. 22	Philadelphia	W 102-99	24-10	Mar. 11	Detroit	W 137-101	50-25
Dec. 25	@ Phoenix	W 119-99	25-10	Mar. 12	@ San Francisco	L 85-97	50-26
Dec. 26	@ Detroit	W 95-94	26-10	Mar. 14	Milwaukee	W 111-103	51-26
Dec. 28	@ Chicago	L 86-93	26-11	Mar. 16	@ Boston	W 108-73	52-26
Dec. 29	Detroit	W 111-108	27-11	Mar. 18	@ Chicago	W 93-92	53-26
Dec. 30	@ San Diego	W 131-126 (OT)	28-11	Mar. 19	@ Cincinnati	L 128-136 (OT)	53-27
Dec. 31	Detroit	L 107-127	28-12	Mar. 21	Atlanta	W 116-103	54-27
Jan. 3	@ Philadelphia	L 101-130	28-13	Mar. 23	New York	W 128-111	55-27

1969-70 LOS ANGELES LAKERS

46-36 - 2ND IN WESTERN DIVISION

Head Coach: Joe Mullaney
Standing: Willie McCarter, Jerry West, Elgin Baylor, Happy Hairston, John Tresvant, Keith Erickson, Dick Garrett, John Egan
Seated: Mike Lynn, Mel Counts, Wilt Chamberlain, Rick Roberson
Not pictured: Bill Hewitt



Western Division Champions

1969-70 REGULAR SEASON STATISTICS / GAME-BY-GAME RESULTS

	G	MIN	FGM	FGA	PCT	FTM	FTA	PCT	REB	AST	PF	DQ	PTS	AVG
West	74	3106	831	1673	.497	647	785	.824	338	554	160	3	2309	31.2
Chamberlain	12	505	129	227	.568	70	157	.446	221	49	31	0	328	27.3
Baylor	54	2213	511	1051	.486	276	357	.773	559	292	132	1	1298	24.0
Hairston†	55	2145	426	870	.490	281	350	.803	687	110	194	9	1133	20.6
Counts	81	2193	434	1017	.427	156	201	.776	683	160	304	7	1024	12.6
Garrett	73	2318	354	816	.434	138	162	.852	235	180	236	5	846	11.6
Erickson	68	1755	258	563	.458	91	122	.746	304	209	175	3	607	8.9
Roberson	74	2005	262	586	.447	120	212	.566	672	92	256	7	644	8.7
McCarter	40	861	132	349	.378	43	60	.717	83	93	71	0	307	7.7
Egan	72	1627	215	491	.438	99	121	.818	104	216	171	2	529	7.3
Tresvant†	20	221	47	88	.534	23	35	.657	63	17	40	0	117	5.9
Hewitt*	20	478	25	88	.284	16	31	.516	141	28	39	0	66	3.3
Lynn	44	403	44	133	.331	31	48	.646	64	30	87	4	119	2.7

DATE	OPPONENT	BOX SCORE	W / L	DATE	OPPONENT	BOX SCORE	W / L
Oct. 17	@ Philadelphia	L 126-131	0-1	Jan. 9	@ Atlanta	W 127-112	21-21
Oct. 18	@ New York	L 96-99	0-2	Jan. 10	@ Chicago	L 112-116 (OT)	21-22
Oct. 21	@ Baltimore	W 142-137 (OT)	1-2	Jan. 14	@ Milwaukee	L 113-115	21-23
Oct. 22	@ Cincinnati	W 116-109	2-2	Jan. 16	@ Boston	W 108-103	22-23
Oct. 24	Milwaukee	W 123-112	3-2	Jan. 18	@ Detroit	L 100-106	22-24
Oct. 25	@ Seattle	W 130-106	4-2	Jan. 22	San Fran. (@ Houston)	W 122-108	23-24
Oct. 26	Chicago	W 129-125	5-2	Jan. 23	Seattle	W 128-100	24-24
Nov. 2	Cincinnati	L 116-124	5-3	Jan. 24	@ Seattle	W 122-121 (OT)	25-24
Nov. 7	Phoenix	L 120-122	5-4	Jan. 25	Phoenix	W 118-106	26-24
Nov. 9	New York	L 102-112	5-5	Jan. 27	San Diego	W 124-109	27-24
Nov. 11	Detroit	L 102-110	5-6	Jan. 28	@ San Diego	W 113-108	28-24
Nov. 14	Phoenix	W 127-112	6-6	Jan. 30	Atlanta	W 102-87	29-24
Nov. 15	@ Phoenix	L 111-114	6-7	Feb. 1	@ Philadelphia	W 113-112	30-24
Nov. 16	Philadelphia	W 138-125	7-7	Feb. 3	Cincinnati (@ Clev.)	W 124-114	31-24
Nov. 18	@ Detroit	W 125-114	8-7	Feb. 4	@ Detroit	L 109-125	31-25
Nov. 19	@ Cincinnati	W 116-103	9-7	Feb. 6	Milwaukee	L 105-118	31-26
Nov. 21	San Diego	W 100-98	10-7	Feb. 7	@ Phoenix	L 117-121 (OT)	31-27
Nov. 22	@ San Francisco	W 106-98	11-7	Feb. 8	San Diego	W 125-113	32-27
Nov. 23	Baltimore	L 97-129	11-8	Feb. 10	Baltimore	L 106-111	32-28
Nov. 25	@ New York	L 96-103	11-9	Feb. 11	@ San Francisco	W 125-115	33-28
Nov. 26	@ Milwaukee	L 81-100	11-10	Feb. 12	Atlanta	W 136-114	34-28
Nov. 28	San Francisco	L 108-114	11-11	Feb. 14	@ Chicago	L 113-116	34-29
Nov. 30	Chicago	L 114-116 (OT)	11-12	Feb. 15	@ Milwaukee	W 98-96	35-29
Dec. 4	@ Phoenix	L 109-119	11-13	Feb. 17	@ New York	L 93-114	35-30
Dec. 5	Detroit	W 128-109	12-13	Feb. 18	@ Baltimore	L 103-117	35-31
Dec. 6	@ San Diego	W 128-115	13-13	Feb. 20	Milwaukee	W 119-114	36-31
Dec. 7	Atlanta	L 103-104	13-14	Feb. 21	@ San Diego	L 106-121	36-32
Dec. 9	@ Philadelphia	L 99-123	13-15	Feb. 22	Boston	W 108-96	37-32
Dec. 10	@ Boston	L 99-111	13-16	Feb. 24	Atlanta	L 106-118	37-33
Dec. 12	@ Atlanta	L 107-121	13-17	Feb. 27	Chicago	W 111-101	38-33
Dec. 14	Seattle	W 131-127	14-17	Mar. 1	@ Boston	W 120-114	39-33
Dec. 19	Cincinnati	L 109-117	14-18	Mar. 3	@ Atlanta	L 93-101	39-34
Dec. 21	Philadelphia	W 133-117	15-18	Mar. 4	@ Baltimore	W 94-91	40-34
Dec. 23	@ San Diego	L 109-115	15-19	Mar. 6	Baltimore	L 100-105	40-35
Dec. 26	New York	W 114-106	16-19	Mar. 8	Cincinnati	W 144-116	41-35
Dec. 28	Boston	W 109-99	17-19	Mar. 10	San Francisco	W 106-104	42-35
Dec. 30	@ San Francisco	L 100-105	17-20	Mar. 13	Philadelphia	W 128-117	43-35
Jan. 2	San Francisco	W 125-95	18-20	Mar. 15	New York	W 106-101	44-35
Jan. 3	@ Seattle	W 126-109	19-20	Mar. 18	Boston	L 122-137	44-36
Jan. 4	Phoenix	W 120-112	20-20	Mar. 20	Detroit	W 117-111	45-36
Jan. 6	Chi. (@ Kansas City)	L 100-105	20-21	Mar. 22	Seattle	W 121-118	46-36

*Did not finish season on Laker roster.
 † Totals with Lakers only.

1970-71 LOS ANGELES LAKERS



48-34 - 1ST IN PACIFIC DIVISION

Head Coach: Joe Mullaney
Standing: Willie McCarter, Jerry West, Jim McMillian, Elgin Baylor, Pat Riley, Ernie Killum, Gail Goodrich
Seated: John Tresvant, Fred Hetzel, Witt Chamberlain, Rick Roberson, Happy Hairston, Keith Erickson

1970-71 REGULAR SEASON STATISTICS / GAME-BY-GAME RESULTS

	G	MIN	FGM	FGA	PCT	FTM	FTA	PCT	REB	AST	PF	DQ	PTS	AVG
West	69	2845	667	1351	.494	525	631	.832	320	655	180	0	1859	26.9
Chamberlain	82	3630	668	1226	.545	360	669	.538	1493	352	174	0	1696	20.7
Hairston	80	2921	574	1233	.466	337	431	.782	797	168	256	2	1485	18.6
Goodrich	79	2808	558	1174	.475	264	343	.770	260	380	258	3	1380	17.5
Erickson	73	2272	369	783	.471	85	112	.759	404	223	241	4	823	11.3
Baylor	2	57	8	19	.421	4	6	.667	11	2	6	0	20	10.0
McMillian	81	1747	289	629	.459	100	130	.769	330	133	122	1	678	8.4
McCarter	76	1369	247	592	.417	46	77	.597	122	126	152	0	540	7.1
Tresvant*	8	66	18	35	.514	7	10	.700	23	10	11	0	43	5.4
Roberson*	65	909	125	301	.415	88	143	.615	304	47	125	1	338	5.2
Riley	54	506	105	254	.413	56	87	.644	54	72	84	0	266	4.9
Hetzel	59	613	111	256	.434	60	77	.779	149	37	99	3	282	4.8
Killum	4	12	0	4	.000	1	1	1.000	2	0	1	0	1	0.3

DATE	OPPONENT	BOX SCORE	W / L	DATE	OPPONENT	BOX SCORE	W / L
Oct. 16	@ Chicago	W 106-102	1-0	Jan. 8	@ Philadelphia	W 123-117	24-18
Oct. 17	@ Baltimore	L 116-118 (OT)	1-1	Jan. 10	@ Detroit	L 109-118	24-19
Oct. 20	@ New York	L 100-115	1-2	Jan. 14	Cincinnati (@ Toronto)	W 126-120	25-19
Oct. 21	@ Philadelphia	W 141-117	2-2	Jan. 16	@ Atlanta	L 123-127	25-20
Oct. 23	Philadelphia	L 122-127	2-3	Jan. 19	Philadelphia	W 134-114	26-20
Oct. 25	Cleveland	W 123-96	3-3	Jan. 22	San Francisco	W 130-110	27-20
Oct. 30	Buffalo	W 104-90	4-3	Jan. 24	Cincinnati	W 142-131	28-20
Nov. 3	@ Portland	W 128-108	5-3	Jan. 26	Chicago	W 136-111	29-20
Nov. 6	New York	W 106-104	6-3	Jan. 28	@ Phoenix	L 112-118	29-21
Nov. 8	Baltimore	W 124-105	7-3	Jan. 29	Seattle	W 122-115	30-21
Nov. 10	@ Chicago	L 96-118	7-4	Jan. 30	@ San Francisco	L 85-87	30-22
Nov. 11	@ Detroit	W 117-115	8-4	Jan. 31	Portland	W 133-120	31-22
Nov. 13	Detroit	W 122-109	9-4	Feb. 2	San Diego	W 133-105	32-22
Nov. 17	Atlanta	W 116-105	10-4	Feb. 5	Milwaukee	W 116-93	33-22
Nov. 19	@ Seattle	L 110-111	10-5	Feb. 6	@ San Diego	W 115-108	34-22
Nov. 20	Milwaukee	L 100-117	10-6	Feb. 7	San Francisco	W 119-104	35-22
Nov. 22	Seattle	W 149-124	11-6	Feb. 9	@ Cleveland	W 116-111	36-22
Nov. 27	Phoenix	L 105-116	11-7	Feb. 11	@ Milwaukee	L 88-122	36-23
Nov. 28	@ San Francisco	L 88-92	11-8	Feb. 12	@ Chicago	L 88-107	36-24
Nov. 29	San Diego	W 130-112	12-8	Feb. 14	Cincinnati	W 125-113	37-24
Dec. 1	@ Baltimore	W 97-93	13-8	Feb. 16	New York	W 130-115	38-24
Dec. 2	@ Boston	L 111-114	13-9	Feb. 18	@ Portland	W 136-114	39-24
Dec. 4	San Francisco	W 123-101	14-9	Feb. 19	Philadelphia	L 104-118	39-25
Dec. 5	@ San Diego	L 116-119	14-10	Feb. 21	Boston	W 124-116	40-25
Dec. 6	Portland	W 131-120	15-10	Feb. 23	@ Baltimore	W 114-107	41-25
Dec. 8	@ Phoenix	W 121-112	16-10	Feb. 24	@ Boston	L 96-116	41-26
Dec. 11	@ Seattle	W 126-118	17-10	Feb. 26	Seattle	W 142-126	42-26
Dec. 13	Detroit	L 100-103	17-11	Feb. 27	@ San Francisco	W 112-107	43-26
Dec. 15	@ Buffalo	L 111-113 (OT)	17-12	Feb. 28	Cleveland	W 107-90	44-26
Dec. 16	@ Cincinnati	W 118-102	18-12	Mar. 2	@ Buffalo	W 131-118	45-26
Dec. 19	@ Atlanta	W 116-104	19-12	Mar. 3	@ Milwaukee	L 97-112	45-27
Dec. 21	@ Milwaukee	L 88-113	19-13	Mar. 5	Atlanta	L 104-105	45-28
Dec. 22	Atlanta	L 115-119	19-14	Mar. 6	@ Seattle	L 109-121	45-29
Dec. 25	Boston	W 123-113	20-14	Mar. 7	Chicago	W 117-108	46-29
Dec. 27	Phoenix	W 128-110	21-14	Mar. 9	Baltimore	L 95-107	46-30
Dec. 29	Chicago	W 126-117	22-14	Mar. 12	Buffalo	L 109-116	46-31
Dec. 30	@ Phoenix	L 114-132	22-15	Mar. 14	Detroit	W 110-100	47-31
Jan. 1	San Diego	L 106-117	22-16	Mar. 16	@ New York	L 82-115	47-32
Jan. 2	@ San Diego	L 108-109 (OT)	22-17	Mar. 17	@ Boston	L 104-112	47-33
Jan. 5	Cincinnati (@ Omaha)	L 112-146	22-18	Mar. 19	Phoenix	L 106-111	47-34
Jan. 7	@ Cleveland	W 110-105	23-18	Mar. 21	New York	W 101-98	48-34

*Did not finish season on Laker roster

1971-72 LOS ANGELES LAKERS

69-13 - 1ST IN PACIFIC DIVISION

Head Coach: Bill Sharman
Asst. Coach: K.C. Jones
Standing: Gail Goodrich, Jim Cleamons, Pat Riley, Jim McMillian, Jerry West, Flynn Robinson
Seated: Keith Erickson, Happy Hairston, Leroy Ellis, Wilt Chamberlain, John Trapp, Elgin Baylor



NBA Champions

1971-72 REGULAR SEASON STATISTICS / GAME-BY-GAME RESULTS

	G	MIN	FGM	FGA	PCT	FTM	FTA	PCT	REB	AST	PF	DQ	PTS	AVG
Goodrich	82	3040	826	1695	.487	475	559	.850	295	365	210	0	2127	25.9
West	77	2973	735	1540	.477	515	633	.814	327	747	209	0	1985	25.8
McMillian	80	3050	642	1331	.482	219	277	.791	522	209	209	0	1503	18.8
Chamberlain	82	3469	496	764	.649	221	524	.422	1572	329	196	0	1213	14.8
Hairston	80	2748	368	798	.461	311	399	.779	1045	193	251	2	1047	13.1
Baylor	9	239	42	97	.433	22	27	.815	57	18	20	0	106	11.8
Robinson	64	1007	262	535	.490	111	129	.860	115	138	139	2	635	9.9
Riley	67	926	197	441	.447	55	74	.743	127	75	110	0	449	6.7
Trapp	58	759	139	314	.443	51	73	.699	180	42	130	3	329	5.7
Erickson	15	262	40	83	.482	6	7	.857	39	35	26	0	86	5.7
Ellis	74	1081	138	300	.460	66	95	.695	310	46	115	0	342	4.6
Clemons	38	201	35	100	.350	28	36	.778	39	35	21	0	98	2.6

DATE	OPPONENT	BOX SCORE	W / L	DATE	OPPONENT	BOX SCORE	W / L
Oct. 15	@ Detroit	W 132-103	1-0	Jan. 7	@ Atlanta	W 134-90	39-3
Oct. 16	@ New York	W 119-104	2-0	Jan. 9	@ Milwaukee	L 104-120	39-4
Oct. 19	@ Buffalo	W 123-106	3-0	Jan. 11	@ Detroit	W 123-103	40-4
Oct. 20	@ Atlanta	W 126-104	4-0	Jan. 12	@ Cincinnati	L 107-108	40-5
Oct. 22	Chicago	L 106-113	4-1	Jan. 14	@ Philadelphia	W 135-121	41-5
Oct. 24	@ Houston	W 113-103	5-1	Jan. 21	New York	L 101-104	41-6
Oct. 29	Cincinnati	W 119-107	6-1	Jan. 22	@ Phoenix	L 102-116	41-7
Oct. 30	@ Seattle	L 106-115	6-2	Jan. 25	Phoenix	W 129-119	42-7
Oct. 31	Golden State	L 105-109	6-3	Jan. 28	Houston	W 118-105	43-7
Nov. 5	Baltimore	W 110-106	7-3	Jan. 30	Portland	W 153-131	44-7
Nov. 6	@ Golden State	W 105-89	8-3	Feb. 4	Milwaukee	W 118-105	45-7
Nov. 7	New York	W 103-96	9-3	Feb. 5	@ Golden State	W 108-96	46-7
Nov. 9	@ Chicago	W 122-109	10-3	Feb. 6	Baltimore	W 151-127	47-7
Nov. 10	@ Philadelphia	W 143-103	11-3	Feb. 8	@ New York	W 107-102	48-7
Nov. 12	Seattle	W 115-107	12-3	Feb. 9	@ Atlanta	W 117-113	49-7
Nov. 13	@ Portland	W 130-108	13-3	Feb. 11	@ Boston	L 108-121	49-8
Nov. 14	Boston	W 128-115	14-3	Feb. 13	Balt. (@ College Park)	W 121-110	50-8
Nov. 16	Cleveland	W 108-90	15-3	Feb. 15	Cincinnati	W 125-118	51-8
Nov. 19	Houston	W 106-99	16-3	Feb. 16	@ Phoenix	L 109-110	51-9
Nov. 21	Milwaukee	W 112-105	17-3	Feb. 18	Portland	W 125-114	52-9
Nov. 25	@ Seattle	W 139-115	18-3	Feb. 19	@ Portland	W 115-94	53-9
Nov. 26	Detroit	W 132-113	19-3	Feb. 20	Boston	W 132-113	54-9
Nov. 28	Seattle	W 138-121	20-3	Feb. 22	Detroit	L 134-135 (OT)	54-10
Dec. 1	@ Boston	W 124-111	21-3	Feb. 23	Houston (@ Waco)	L 110-115	54-11
Dec. 3	@ Philadelphia	W 131-116	22-3	Feb. 25	Cincinnati	W 109-88	55-11
Dec. 5	Portland	W 123-107	23-3	Feb. 27	Chicago	W 123-118 (OT)	56-11
Dec. 8	@ Houston	W 125-120	24-3	Feb. 29	@ New York	W 114-111	57-11
Dec. 9	@ Golden State	W 124-111	25-3	Mar. 1	Milwaukee (@ Madison)	W 109-108	58-11
Dec. 10	Phoenix	W 126-117	26-3	Mar. 3	Atlanta	W 114-104	59-11
Dec. 12	Atlanta	W 104-95	27-3	Mar. 5	Baltimore	L 94-108	59-12
Dec. 14	@ Portland	W 129-114	28-3	Mar. 7	Philadelphia	W 114-97	60-12
Dec. 17	Golden State	W 129-99	29-3	Mar. 10	Cleveland	W 132-98	61-12
Dec. 18	@ Phoenix	W 132-106	30-3	Mar. 12	Buffalo	W 141-102	62-12
Dec. 19	Philadelphia	W 154-132	31-3	Mar. 14	@ Detroit	W 129-116	63-12
Dec. 21	@ Buffalo	W 117-103	32-3	Mar. 15	@ Cincinnati	W 121-116	64-12
Dec. 22	@ Baltimore	W 127-120	33-3	Mar. 17	Milwaukee	W 123-107	65-12
Dec. 26	Houston	W 137-115	34-3	Mar. 19	Golden State	W 162-99	66-12
Dec. 28	Buffalo	W 105-87	35-3	Mar. 21	@ Chicago	W 109-104	67-12
Dec. 30	@ Seattle	W 122-106	36-3	Mar. 22	@ Cleveland	L 120-124	67-13
Jan. 2	Boston	W 122-113	37-3	Mar. 24	Phoenix	W 112-110	68-13
Jan. 5	@ Cleveland	W 113-103	38-3	Mar. 26	Seattle	W 124-98	69-13

1972-73 LOS ANGELES LAKERS



60-22 - 1ST IN PACIFIC DIVISION

Head Coach: Bill Sharman
Asst. Coach: John Barnhill
Standing: Gail Goodrich, Jerry West, Travis Grant, Pat Riley, Jim Price
Seated: Keith Erickson, Happy Hairston, Mel Counts, Wilt Chamberlain, Bill Bridges, Jim McMillian
Not pictured: Roger Brown, Bill Turner, Leroy Ellis, Flynn Robinson, John Trapp

Western Conference Champions

1972-73 REGULAR SEASON STATISTICS / GAME-BY-GAME RESULTS

	G	MIN	FGM	FGA	PCT	FTM	FTA	PCT	REB	AST	PF	DQ	PTS	AVG
Goodrich	76	2697	750	1615	.464	314	374	.840	263	332	193	1	1814	23.9
West	69	2460	618	1291	.479	339	421	.805	289	607	138	0	1575	22.8
McMillian	81	2953	655	1431	.458	223	264	.845	447	221	176	0	1533	18.9
Hairston	28	939	158	328	.482	140	178	.787	370	68	77	0	456	16.3
Chamberlain	82	3542	426	586	.727	232	455	.510	1526	365	191	0	1084	13.2
Bridges†	72	2491	286	597	.479	133	190	.700	782	196	261	3	705	9.8
Erickson	76	1920	299	696	.460	89	110	.809	337	242	190	3	687	9.0
Riley	55	801	167	390	.428	65	82	.793	65	81	126	0	399	7.3
Price	59	828	158	359	.440	60	73	.822	115	97	119	1	376	6.4
Robinson*	6	47	14	28	.500	6	8	.750	7	8	11	0	34	5.7
Counts†	59	611	127	278	.457	39	58	.672	237	62	98	1	293	5.0
Grant	33	153	51	116	.440	23	26	.885	52	7	19	0	125	3.8
Ellis	10	156	11	40	.275	4	5	.800	33	3	13	0	26	2.6
Trapp	5	35	3	12	.250	7	10	.700	14	2	10	0	13	2.6
Turner†	19	117	17	52	.327	4	7	.571	25	11	13	0	38	2.0
Brown†	1	5	0	0	---	1	3	.333	0	0	1	0	1	1.0

DATE	OPPONENT	BOX SCORE	W / L	DATE	OPPONENT	BOX SCORE	W / L
Oct. 11	@ K.C. Omaha	W 129-94	1-0	Jan. 12	@ Chicago	W 109-97	32-10
Oct. 13	@ Boston	L 104-112	1-1	Jan. 14	@ Atlanta	W 102-100	33-10
Oct. 14	@ New York	L 100-125	1-2	Jan. 16	Baltimore	L 104-112	33-11
Oct. 15	@ Cleveland	W 95-83	2-2	Jan. 19	New York	W 95-88	34-11
Oct. 20	Portland	W 126-104	3-2	Jan. 20	@ Phoenix	W 124-104	35-11
Oct. 22	Chicago	W 104-99	4-2	Jan. 21	K.C. Omaha	W 123-102	36-11
Oct. 24	@ K.C. Omaha	W 114-94	5-2	Jan. 26	Golden State	W 100-84	37-11
Oct. 25	Houston (@ San Antonio)	W 112-107	6-2	Jan. 27	@ Golden State	W 122-107	38-11
Oct. 27	Golden State	L 91-119	6-3	Jan. 28	Seattle	W 130-94	39-11
Oct. 29	Phoenix	W 133-123	7-3	Jan. 30	Chicago	W 95-92	40-11
Nov. 3	Detroit	W 116-107	8-3	Feb. 1	@ Phoenix	W 120-106	41-11
Nov. 4	@ Portland	W 134-120	9-3	Feb. 2	Houston	W 126-109	42-11
Nov. 5	@ Seattle	W 124-115	10-3	Feb. 4	Balt. (@ College Park)	W 125-115	43-11
Nov. 7	Houston	W 122-109	11-3	Feb. 6	@ New York	W 95-90	44-11
Nov. 10	Cleveland	W 118-88	12-3	Feb. 7	@ Boston	L 112-113 (OT)	44-12
Nov. 14	@ Milwaukee	W 95-92	13-3	Feb. 9	@ Milwaukee	L 88-109	44-13
Nov. 15	@ Detroit	W 110-99	14-3	Feb. 11	Philadelphia	W 108-90	45-13
Nov. 17	Buffalo	W 103-100	15-3	Feb. 13	Seattle	W 101-98	46-13
Nov. 19	Philadelphia	W 135-95	16-3	Feb. 16	Baltimore	W 121-103	47-13
Nov. 24	Detroit	W 140-123	17-3	Feb. 17	@ Portland	W 110-103	48-13
Nov. 25	@ Phoenix	W 116-109	18-3	Feb. 18	Atlanta	L 92-99	48-14
Nov. 26	Phoenix	W 112-107	19-3	Feb. 20	@ Chicago	L 89-103	48-15
Dec. 1	Atlanta	L 109-114 (OT)	19-4	Feb. 21	@ Detroit	W 98-106	48-16
Dec. 2	@ Golden State	W 112-103	20-4	Feb. 23	Golden State	L 106-111	48-17
Dec. 5	Milwaukee	W 116-94	21-4	Feb. 25	Milwaukee	W 91-82	49-17
Dec. 8	Seattle	W 119-100	22-4	Feb. 27	K.C. Omaha	L 103-107	49-18
Dec. 10	Portland	W 137-101	23-4	Mar. 2	Chicago	W 108-88	50-18
Dec. 12	@ Chicago	W 106-105 (OT)	24-4	Mar. 4	Cleveland	W 127-84	51-18
Dec. 13	@ Philadelphia	W 128-90	25-4	Mar. 6	@ Portland	W 114-102	52-18
Dec. 15	Boston	L 98-102	25-5	Mar. 9	Boston	L 111-119	52-19
Dec. 19	@ Buffalo	W 126-100	26-5	Mar. 11	Detroit	W 141-117	53-19
Dec. 20	@ Baltimore	W 96-90	27-5	Mar. 13	@ Buffalo	W 121-112	54-19
Dec. 22	Phoenix	L 110-118	27-6	Mar. 14	@ Detroit	W 121-112	55-19
Dec. 26	Portland	W 116-92	28-6	Mar. 16	New York	L 98-109	55-20
Dec. 27	@ Houston	L 104-136	28-7	Mar. 18	Phoenix	W 131-113	56-20
Dec. 29	K.C. Omaha	W 123-92	29-7	Mar. 20	@ Atlanta	L 112-114	56-21
Jan. 1	@ Seattle	W 108-103	30-7	Mar. 21	@ K.C. Omaha	W 124-118	57-21
Jan. 2	@ Golden State	L 106-112	30-8	Mar. 23	Buffalo	W 121-101	58-21
Jan. 6	@ Cleveland	L 93-108	30-9	Mar. 25	@ Seattle	W 109-93	59-21
Jan. 7	@ Milwaukee	L 92-99	30-10	Mar. 27	Milwaukee	L 84-85	59-22
Jan. 10	@ Philadelphia	W 120-96	31-10	Mar. 28	@ Golden State	W 96-89	60-22

*Did not finish season on Laker roster;
 † Totals with Lakers only

1973-74 LOS ANGELES LAKERS

47-35 - 1ST IN PACIFIC DIVISION

Head Coach: Bill Sharman
Asst. Coach: John Barnhill
Standing: Gail Goodrich, Jim Price, Kermit Washington, Pat Riley, Nate Hawthorne, Jerry West
Seated: Stan Love, Happy Hairston, Mel Counts, Elmore Smith, Bill Bridges, Connie Hawkins
Not pictured: Travis Grant



1973-74 REGULAR SEASON STATISTICS / GAME-BY-GAME RESULTS

	G	MIN	FGM	FGA	PCT	FTM	FTA	PCT	OFF	DEF	TOT	AST	PF	DQ	STL	BLK	PTS	AVG	HI
Goodrich	82	3061	784	1773	.442	508	588	.864	95	155	250	427	227	3	126	12	2076	25.3	49
West	31	967	232	519	.447	165	198	.833	30	86	116	206	80	0	81	23	629	20.3	35
Price	82	2628	538	1197	.449	187	234	.799	120	258	378	369	229	2	157	29	1263	15.4	31
Hairston	77	2634	385	759	.507	343	445	.771	335	705	1040	208	264	2	64	17	1113	14.5	29
Hawkins†	71	2538	368	733	.502	173	224	.772	162	360	522	379	203	1	105	78	909	12.8	26
Smith	81	2922	434	949	.457	147	249	.590	204	702	906	150	309	8	71	393	1015	12.5	37
Riley	72	1361	287	667	.430	110	144	.764	38	90	128	148	173	1	54	3	684	9.5	22
Bridges	65	1812	216	513	.421	116	164	.707	193	306	499	148	219	3	58	31	548	8.4	28
Love	51	698	119	278	.428	49	64	.766	54	116	170	48	132	3	28	20	287	5.6	21
Washington	45	400	73	151	.483	26	49	.531	62	85	147	19	77	0	21	18	172	3.8	18
Counts	45	499	61	167	.365	24	33	.727	56	90	146	54	85	2	20	23	146	3.2	16
Hawthorne	33	229	38	93	.409	30	48	.625	16	16	32	23	33	1	9	6	106	3.2	13
Grant	3	6	1	4	.250	1	3	.333	0	1	1	0	1	0	0	0	3	1.0	3

DATE	OPPONENT	BOX SCORE	W / L	DATE	OPPONENT	BOX SCORE	W / L
Oct. 9	@ Chicago	W 117-97	1-0	Jan. 6	K.C. Omaha	W 109-105	24-18
Oct. 11	@ Atlanta	L 102-129	1-1	Jan. 8	@ Capital	L 92-94	24-19
Oct. 13	@ Buffalo	W 125-122	2-1	Jan. 9	@ Detroit	L 94-123	24-20
Oct. 19	Seattle	W 118-91	3-1	Jan. 11	@ Boston	W 111-103	25-20
Oct. 21	Atlanta	L 100-119	3-2	Jan. 12	@ Philadelphia	W 108-101	26-20
Oct. 23	@ Houston	W 107-98	4-2	Jan. 18	@ K.C. Omaha	W 116-115	27-20
Oct. 24	@ K.C. Omaha	W 92-91	5-2	Jan. 20	@ Milwaukee	L 90-94	27-21
Oct. 26	Detroit	W 94-92	6-2	Jan. 22	Cleveland	L 110-111 (OT)	27-22
Oct. 28	Portland	W 111-98	7-2	Jan. 25	Capital	W 143-124	28-22
Oct. 30	@ Portland	L 112-114	7-3	Jan. 27	Milwaukee	W 99-92	29-22
Nov. 2	New York	L 91-106	7-4	Feb. 1	Phoenix	W 121-110	30-22
Nov. 4	Houston	W 106-93	8-4	Feb. 2	@ Phoenix	L 112-119	30-23
Nov. 6	@ Cleveland	L 96-115	8-5	Feb. 3	Portland	W 124-91	31-23
Nov. 7	@ Milwaukee	L 92-109	8-6	Feb. 5	@ Houston	L 112-116 (OT)	31-24
Nov. 9	@ Seattle	W 118-111	9-6	Feb. 6	@ Atlanta	L 103-107	31-25
Nov. 16	Chicago	W 118-102	10-6	Feb. 10	@ Chicago	L 86-96	31-26
Nov. 17	@ Phoenix	W 130-110	11-6	Feb. 12	Houston	L 119-129	31-27
Nov. 18	Cleveland	W 102-100	12-6	Feb. 15	Seattle	W 112-96	32-27
Nov. 20	@ New York	L 89-105	12-7	Feb. 17	Atlanta	L 110-113	32-28
Nov. 21	@ Capital	W 106-97	13-7	Feb. 19	@ K.C. Omaha	L 86-92	32-29
Nov. 24	@ Portland	W 113-108	14-7	Feb. 20	@ Detroit	L 110-112	32-30
Nov. 25	Portland	W 137-109	15-7	Feb. 22	Philadelphia	W 104-103	33-30
Nov. 30	K.C. Omaha	W 123-107	16-7	Feb. 23	@ Seattle	W 118-116	34-30
Dec. 1	@ Portland	L 115-134	16-8	Feb. 24	Chicago	W 100-90	35-30
Dec. 2	Detroit	L 108-114	16-9	Feb. 26	@ Buffalo	W 119-112	36-30
Dec. 4	Phoenix	W 120-103	17-9	Feb. 27	@ Milwaukee	W 110-108	37-30
Dec. 7	Seattle	L 111-115	17-10	Mar. 1	K.C. Omaha	W 107-100	38-30
Dec. 8	@ Golden State	L 111-135	17-11	Mar. 3	Golden State	W 108-104	39-30
Dec. 9	Capital	L 96-110	17-12	Mar. 5	@ Portland	L 102-107	39-31
Dec. 11	@ Cleveland	L 100-101 (OT)	17-13	Mar. 6	Boston	W 116-111	40-31
Dec. 12	@ Detroit	L 96-114	17-14	Mar. 8	Detroit	W 129-113	41-31
Dec. 14	@ Chicago	W 100-97	18-14	Mar. 10	@ Boston	L 82-94	41-32
Dec. 16	Boston	L 110-115	18-15	Mar. 12	@ New York	W 109-102	42-32
Dec. 18	Milwaukee	W 109-107	19-15	Mar. 13	@ Philadelphia	W 121-100	43-32
Dec. 21	Philadelphia	W 116-107	20-15	Mar. 15	Golden State	L 107-112	43-33
Dec. 25	@ Phoenix	L 100-135	20-16	Mar. 16	@ Golden State	L 105-135	43-34
Dec. 26	@ Seattle	L 105-129	20-17	Mar. 17	New York	W 126-114	44-34
Dec. 28	Phoenix	W 119-107	21-17	Mar. 20	Milwaukee	W 120-114	45-34
Dec. 29	@ Golden State	L 100-102	21-18	Mar. 22	Chicago	W 99-93	46-34
Dec. 30	Buffalo	W 108-105	22-18	Mar. 24	Buffalo	W 150-124	47-34
Jan. 4	Golden State	W 114-111	23-18	Mar. 26	Seattle	L 115-121	47-35

† Totals with Lakers only

1974-75 LOS ANGELES LAKERS



30-52 - 5TH IN PACIFIC DIVISION

Head Coach: Bill Sharman
Asst. Coach: John Barnhill
Standing: Pat Riley, Brian Winters, Stu Lantz, Lucius Allen, Gail Goodrich
Seated: Cazzie Russell, Happy Hairston, Kermit Washington, Elmore Smith, Zelmo Beatty, Corky Calhoun
Not pictured: Bill Bridges, Connie Hawkins, Stan Love, Jim Price

1974-75 REGULAR SEASON STATISTICS / GAME-BY-GAME RESULTS

	G	MIN	FGM	FGA	PCT	FTM	FTA	PCT	OFF	DEF	TOT	AST	PF	DQ	STL	BLK	PTS	AVG	HI
Goodrich	72	2668	656	1429	.459	318	378	.841	96	123	219	420	214	1	102	6	1630	22.6	53
Price*	9	339	75	167	.449	41	45	.911	17	26	43	63	36	1	21	3	191	21.2	27
Allent†	56	2011	443	1006	.440	207	269	.770	81	166	247	319	194	4	122	28	1093	19.5	39
Russell	40	1055	264	580	.455	101	113	.894	34	81	115	109	56	0	27	2	629	15.7	30
Winters	68	1516	359	810	.443	76	92	.826	39	99	138	195	168	1	74	18	794	11.7	30
Riley	46	1016	219	523	.419	69	93	.742	25	60	85	121	128	0	36	4	507	11.0	38
Smith	74	2341	346	702	.493	112	231	.485	210	600	810	145	255	6	84	216	804	10.9	30
Hairston	74	2283	271	536	.506	217	271	.801	304	642	946	173	218	2	52	11	759	10.3	21
Lantz†	56	1430	189	446	.424	145	176	.824	81	89	170	158	134	1	44	10	523	9.3	26
Hawkins	43	1026	139	324	.429	68	99	.687	54	144	198	120	116	1	51	23	346	8.0	24
Love	30	431	85	194	.438	47	66	.712	31	66	97	26	69	1	16	13	217	7.2	18
Beatty	69	1213	136	310	.439	108	135	.800	93	234	327	74	130	1	45	29	380	5.5	19
Calhoun†	57	1270	120	286	.420	44	62	.710	95	141	236	75	160	1	49	23	284	5.0	13
Washington	55	949	87	207	.420	72	122	.590	106	244	350	66	155	2	25	32	246	4.5	12
Bridges*	17	307	20	57	.351	16	30	.533	46	48	94	27	46	1	7	5	56	3.3	15

DATE	OPPONENT	BOX SCORE	W / L	DATE	OPPONENT	BOX SCORE	W / L
Oct. 18	Golden State	W 105-90	1-0	Jan. 11	@ Washington	L 90-102	17-25
Oct. 20	K.C. Omaha	L 95-105	1-1	Jan. 21	@ Golden State	L 108-138	17-26
Oct. 25	Detroit	L 107-110	1-2	Jan. 24	New Orleans	W 110-108	18-26
Oct. 27	Phoenix	W 123-116	2-2	Jan. 26	Philadelphia	L 97-103	18-27
Oct. 29	@ Portland	W 105-102	3-2	Jan. 28	@ Houston	L 89-104	18-28
Oct. 30	@ Seattle	L 97-117	3-3	Jan. 29	@ New Orleans	W 112-108	19-28
Nov. 1	Milwaukee	W 109-86	4-3	Jan. 31	@ Phoenix	L 101-105	19-29
Nov. 3	Buffalo	L 101-124	4-4	Feb. 2	Seattle	L 112-119	19-30
Nov. 8	New York	L 105-117	4-5	Feb. 4	@ New York	L 94-109	19-31
Nov. 10	Golden State	L 103-106	4-6	Feb. 5	@ Philadelphia	W 113-110 (2OT)	20-31
Nov. 13	@ Seattle	L 103-108	4-7	Feb. 7	@ Buffalo	L 98-108	20-32
Nov. 15	Philadelphia	W 105-99	5-7	Feb. 9	@ Detroit	L 96-97	20-33
Nov. 16	@ Portland	L 99-112	5-8	Feb. 11	Buffalo	L 108-112	20-34
Nov. 17	Chicago	L 76-96	5-9	Feb. 14	Atlanta	W 108-100	21-34
Nov. 22	Houston	W 89-83	6-9	Feb. 16	@ Seattle	L 87-109	21-35
Nov. 24	Washington	L 108-111	6-10	Feb. 18	@ Chicago	L 105-128	21-36
Nov. 26	@ Milwaukee	W 105-102	7-10	Feb. 19	@ K.C. Omaha	L 92-115	21-37
Nov. 27	@ K.C. Omaha	L 89-107	7-11	Feb. 21	Golden State	L 93-105	21-38
Nov. 29	New Orleans	W 127-122	8-11	Feb. 23	Boston	L 115-119	21-39
Nov. 30	@ Golden State	L 118-128	8-12	Feb. 26	Portland	L 116-117 (2OT)	21-40
Dec. 1	Phoenix	W 111-105 (OT)	9-12	Feb. 28	Cleveland	W 109-105	22-40
Dec. 3	@ New York	L 95-100	9-13	Mar. 2	@ Washington	L 104-117	22-41
Dec. 4	@ Boston	L 90-101	9-14	Mar. 4	@ Atlanta	L 97-109	22-42
Dec. 6	Atlanta	W 100-84	10-14	Mar. 5	@ New Orleans	L 117-123	22-43
Dec. 7	@ Phoenix	L 88-92	10-15	Mar. 7	Chicago	L 87-89	22-44
Dec. 8	Phoenix	W 107-102	11-15	Mar. 9	Houston	W 116-95	23-44
Dec. 13	Seattle	W 109-93	12-15	Mar. 11	@ Detroit	W 95-94	24-44
Dec. 15	@ Portland	L 97-100	12-16	Mar. 13	@ Cleveland	L 85-104	24-45
Dec. 17	Cleveland	L 106-119	12-17	Mar. 14	@ Milwaukee	W 105-104	25-45
Dec. 20	Detroit	L 102-103	12-18	Mar. 16	Golden State	W 111-95	26-45
Dec. 21	@ Phoenix	L 104-114	12-19	Mar. 18	New York	L 100-109	26-46
Dec. 22	Portland	W 115-102	13-19	Mar. 21	Seattle	W 112-109 (OT)	27-46
Dec. 26	@ Cleveland	W 99-89	14-19	Mar. 23	Milwaukee	W 116-97	28-46
Dec. 27	@ Chicago	W 105-93	15-19	Mar. 25	@ Golden State	L 122-139	28-47
Dec. 28	@ Atlanta	L 89-106	15-20	Mar. 26	@ Seattle	L 89-110	28-48
Dec. 30	@ Houston	L 107-120	15-21	Mar. 28	K.C. Omaha	W 114-103	29-48
Jan. 3	Boston	L 106-127	15-22	Mar. 30	Phoenix	W 104-90	30-48
Jan. 5	Washington	W 112-109 (OT)	16-22	Apr. 1	Portland	L 106-124	30-49
Jan. 7	@ Buffalo	L 107-115	16-23	Apr. 2	@ Phoenix	L 106-108	30-50
Jan. 8	@ Philadelphia	W 106-98	17-23	Apr. 4	Seattle	L 102-111	30-51
Jan. 10	@ Boston	L 97-103	17-24	Apr. 6	@ Portland	L 97-126	30-52

*Did not finish season on Laker roster;
 † Totals with Lakers only

1975-76 LOS ANGELES LAKERS

40-42 - 4TH IN PACIFIC DIVISION

Head Coach: Bill Sharman
Asst. Coach: Larry Cregger
Standing: Gail Goodrich, Stu Lantz, Cazzie Russell, C.J. Kupec, Corky Cathoun, Don Freeman, Ron Williams
Seated: Cliff Meely, Carnell Warner, Jim McDaniels, Kareem Abdul-Jabbar, Don Ford, Kermit Washington
Not pictured: Lucius Allen, Pat Riley, John Roche, Walt Wesley



1975-76 REGULAR SEASON STATISTICS / GAME-BY-GAME RESULTS

	G	MIN	FGM	FGA	PCT	FTM	FTA	PCT	OFF	DEF	TOT	AST	PF	DQ	STL	BLK	PTS	AVG	HI
Abdul-Jabbar	82	3379	914	1728	.529	447	636	.703	272	1111	1383	413	292	6	119	338	2275	27.7	48
Goodrich	75	2646	583	1321	.441	293	346	.847	94	120	214	421	238	3	123	17	1459	19.5	37
Allen	76	2388	461	1004	.459	197	254	.776	64	150	214	357	241	2	101	20	1119	14.7	28
Russell	74	1625	371	802	.463	132	148	.892	50	133	183	122	122	0	53	3	874	11.8	33
Freeman	64	1480	263	606	.434	163	199	.819	72	108	180	171	160	1	57	11	689	10.8	25
Ford	76	1838	311	710	.438	104	139	.748	118	215	333	111	186	3	50	14	726	9.6	25
Warner	81	2512	251	524	.479	89	128	.695	223	499	722	106	283	3	55	46	591	7.3	24
Riley*	2	23	5	13	.385	1	3	.333	1	2	3	0	5	0	1	1	11	5.5	9
Cathoun	76	1816	172	368	.467	65	83	.783	117	224	341	85	216	4	62	35	409	5.4	18
Williams	9	158	17	43	.395	10	13	.769	2	17	19	21	15	0	3	0	44	4.9	12
Lantz	53	853	85	204	.417	80	89	.899	28	71	99	76	105	1	27	3	250	4.7	19
Wesley	1	7	1	2	.500	2	4	.500	0	1	1	1	2	0	0	0	4	4.0	4
Washington	36	492	39	90	.433	45	66	.682	51	114	165	20	76	0	11	26	123	3.4	14
Meely†	20	139	20	51	.392	24	32	.750	10	35	45	9	30	0	5	4	64	3.2	11
McDaniels	35	242	41	102	.402	9	9	1.00	26	48	74	15	40	1	4	10	91	2.6	12
Kupec	16	55	10	40	.250	7	11	.636	4	19	23	5	7	0	3	0	27	1.7	6
Roche	15	52	3	14	.214	2	4	.500	0	3	3	6	7	0	0	0	8	0.5	4

DATE	OPPONENT	BOX SCORE	W / L	DATE	OPPONENT	BOX SCORE	W / L
Oct. 23	@ New York	W 104-101	1-0	Jan. 9	@ Philadelphia	L 106-109	22-20
Oct. 27	@ Philadelphia	L 104-117	1-1	Jan. 11	@ Milwaukee	L 89-95	22-21
Oct. 28	@ Milwaukee	W 99-92	2-1	Jan. 13	@ Chicago	W 104-102	23-21
Oct. 29	@ Detroit	L 99-112	2-2	Jan. 22	@ Golden State	L 105-129	23-22
Oct. 31	Seattle	W 120-104	3-2	Jan. 23	@ Portland	L 96-119	23-23
Nov. 2	Atlanta	W 116-113 (OT)	4-2	Jan. 25	Washington	L 101-105	23-24
Nov. 4	@ Kansas City	L 98-116	4-3	Jan. 28	Phoenix	W 121-118	24-24
Nov. 5	@ New Orleans	L 110-113	4-4	Jan. 30	Portland	L 113-121	24-25
Nov. 7	New York	W 105-97	5-4	Feb. 1	Philadelphia	W 103-82	25-25
Nov. 8	@ Golden State	L 106-114	5-5	Feb. 5	@ Kansas City	L 109-117	25-26
Nov. 9	Kansas City	W 125-112	6-5	Feb. 6	@ Chicago	L 106-112	25-27
Nov. 12	New Orleans	W 116-100	7-5	Feb. 8	@ Atlanta	W 97-89	26-27
Nov. 14	Phoenix	W 114-107	8-5	Feb. 10	Detroit	W 106-88	27-27
Nov. 16	Chicago	W 110-93	9-5	Feb. 13	New Orleans	W 126-111	28-27
Nov. 18	@ Buffalo	L 106-120	9-6	Feb. 15	@ Washington	L 88-101	28-28
Nov. 19	@ Houston	W 118-110	10-6	Feb. 17	@ New Orleans	W 115-101	29-28
Nov. 21	Milwaukee	W 116-104	11-6	Feb. 18	@ Houston	L 98-114	29-29
Nov. 23	Houston	W 110-99	12-6	Feb. 20	Boston	L 113-125	29-30
Nov. 26	@ Portland	L 101-118	12-7	Feb. 22	@ Seattle	L 91-97	29-31
Nov. 28	Buffalo	W 126-105	13-7	Feb. 27	Kansas City	W 97-90	30-31
Nov. 30	Portland	W 116-109	14-7	Feb. 29	Cleveland	W 108-97	31-31
Dec. 2	@ Washington	L 104-107	14-8	Mar. 5	Golden State	W 106-99	32-31
Dec. 3	@ Detroit	W 118-110	15-8	Mar. 7	Chicago	L 88-91	32-32
Dec. 7	Washington	W 114-106	16-8	Mar. 9	@ New York	L 96-101	32-33
Dec. 12	Philadelphia	W 114-102	17-8	Mar. 10	@ Boston	L 89-92	32-34
Dec. 13	@ Phoenix	L 108-116	17-9	Mar. 12	New York	W 113-95	33-34
Dec. 14	Detroit	W 110-100	18-9	Mar. 14	Buffalo	W 137-109	34-34
Dec. 16	Cleveland	L 103-123	18-10	Mar. 16	@ Cleveland	W 109-105	35-34
Dec. 18	@ Atlanta	L 98-114	18-11	Mar. 17	@ Milwaukee	L 96-109	35-35
Dec. 19	@ Chicago	L 91-104	18-12	Mar. 19	Detroit	W 122-107	36-35
Dec. 21	@ Cleveland	L 98-99	18-13	Mar. 20	@ Phoenix	L 93-106	36-36
Dec. 23	Kansas City	W 111-97	19-13	Mar. 21	Milwaukee	L 111-130	36-37
Dec. 26	Portland	W 104-95	20-13	Mar. 23	Houston	W 125-106	37-37
Dec. 27	@ Seattle	W 109-100	21-13	Mar. 26	Atlanta	W 107-85	38-37
Dec. 28	Boston	L 113-123	21-14	Mar. 27	@ Golden State	L 97-113	38-38
Dec. 30	Seattle	L 100-112	21-15	Mar. 28	Phoenix	L 97-100	38-39
Jan. 2	Golden State	L 105-113	21-16	Mar. 31	@ Seattle	L 109-120	38-40
Jan. 3	@ Golden State	L 99-130	21-17	Apr. 2	Seattle	W 113-105	39-40
Jan. 4	Portland	W 110-101	22-17	Apr. 4	Golden State	W 118-111	40-40
Jan. 6	@ Buffalo	L 113-114	22-18	Apr. 6	@ Portland	L 104-106	40-41
Jan. 7	@ Boston	L 103-109	22-19	Apr. 8	@ Phoenix	L 96-113	40-42

*Did not finish season on Laker roster.
 † Totals with Lakers only.

1976-77 LOS ANGELES LAKERS



53-29 - 1ST IN PACIFIC DIVISION

Head Coach: Jerry West
Asst. Coaches: Jack McCloskey, Stan Albeck
Standing: Lucius Allen, Earl Tatum, Don Chaney, Marv Roberts, Tom Abernathy, Mack Calvin, Cazzie Russell, Stu Lantz, Bo Lamar
Seated: Don Ford, Kermit Washington, Kareem Abdul-Jabbar, C.J. Kupec
Not pictured: Allen Murphy, Johnny Neuman, Carnell Warner

1976-77 REGULAR SEASON STATISTICS / GAME-BY-GAME RESULTS

	G	MIN	FGM	FGA	PCT	FTM	FTA	PCT	OFF	DEF	TOT	AST	PF	DQ	STL	BLK	PTS	AVG	HI
Abdul-Jabbar	82	3016	888	1533	.579	376	536	.701	266	824	1090	319	262	4	101	261	2152	26.2	40
Russell	82	2583	578	1179	.490	188	219	.858	86	208	294	210	163	1	86	7	1344	16.4	35
Allen	78	2482	472	1035	.456	195	252	.774	58	193	251	405	183	0	116	19	1139	14.6	30
Washington	53	1342	191	380	.503	132	187	.706	182	310	492	48	183	1	43	52	514	9.7	20
Tatum	68	1249	283	607	.466	72	100	.720	83	153	236	118	168	1	85	22	638	9.4	23
Calvin*	12	207	27	82	.329	41	48	.854	6	10	16	21	16	0	11	1	95	7.9	20
Ford	82	1782	262	570	.460	73	102	.716	105	248	353	133	170	0	60	21	597	7.3	19
Lamar	71	1165	228	561	.406	46	68	.676	30	62	92	177	73	0	59	3	502	7.1	22
Abernathy	70	1378	169	349	.484	101	134	.754	113	178	291	98	118	1	49	10	439	6.3	19
Chaney	81	2408	213	522	.408	70	94	.745	120	210	330	308	224	4	140	33	496	6.1	16
Neumann†	59	888	146	363	.402	54	81	.667	19	44	63	137	127	2	28	8	346	5.9	24
Kupec	82	908	153	342	.447	78	101	.772	76	123	199	53	113	0	18	4	384	4.7	14
Warner	14	170	25	53	.472	4	6	.667	21	48	69	11	28	0	1	2	54	3.9	10
Murphy	2	18	1	5	.200	3	7	.429	3	1	4	0	5	0	0	0	5	2.5	3
Roberts	28	209	27	76	.355	4	6	.667	9	16	25	19	34	0	4	2	58	2.1	12

DATE	OPPONENT	BOX SCORE	W / L	DATE	OPPONENT	BOX SCORE	W / L
Oct. 21	@ NY Knicks	L 97-102	0-1	Jan. 18	@ Kansas City	W 113-111	27-15
Oct. 22	@ Washington	W 103-84	1-1	Jan. 21	NY Knicks	W 108-94	28-15
Oct. 24	@ Cleveland	L 95-100	1-2	Jan. 23	Indiana	W 121-104	29-15
Oct. 26	@ Kansas City	L 115-117 (OT)	1-3	Jan. 25	Seattle	W 120-109	30-15
Oct. 29	Atlanta	W 118-101	2-3	Jan. 26	@ Seattle	L 103-118	30-16
Oct. 31	Detroit	W 121-101	3-3	Jan. 28	Philadelphia	W 117-104	31-16
Nov. 5	NY Knicks	L 121-126	3-4	Jan. 30	New Orleans	W 101-99	32-16
Nov. 7	Kansas City	W 107-96	4-4	Feb. 1	Milwaukee	W 136-115	33-16
Nov. 9	@ Buffalo	L 116-121 (OT)	4-5	Feb. 4	@ Boston	L 98-99	33-17
Nov. 10	@ Boston	L 112-117	4-6	Feb. 6	@ Philadelphia	L 97-102	33-18
Nov. 12	Indiana	W 117-106	5-6	Feb. 8	@ NY Knicks	L 107-125	33-19
Nov. 14	Cleveland	L 95-97	5-7	Feb. 9	@ Buffalo	W 105-90	34-19
Nov. 19	Golden State	W 121-99	6-7	Feb. 11	Denver	W 117-109	35-19
Nov. 21	NY Nets	W 96-91	7-7	Feb. 18	Atlanta	L 101-111	35-20
Nov. 23	@ Milwaukee	W 117-114	8-7	Feb. 20	@ Washington	W 108-101	36-20
Nov. 24	@ Denver	L 112-122	8-8	Feb. 22	@ San Antonio	L 103-135	36-21
Nov. 26	Portland	W 99-96	9-8	Feb. 23	@ Detroit	L 101-102	36-22
Nov. 28	Chicago	W 103-84	10-8	Feb. 25	Philadelphia	W 104-102	37-22
Nov. 30	Washington	W 109-102	11-8	Feb. 27	Houston	W 106-101	38-22
Dec. 3	San Antonio	W 114-105	12-8	Mar. 1	@ Atlanta	W 92-90	39-22
Dec. 4	@ Golden State	L 114-116	12-9	Mar. 2	@ Houston	L 113-120	39-23
Dec. 7	@ Chicago	L 81-89	12-10	Mar. 4	Chicago	L 99-114	39-24
Dec. 8	@ Indiana	L 98-111	12-11	Mar. 6	Cleveland	W 104-99	40-24
Dec. 10	Houston	W 109-99	13-11	Mar. 11	Washington	W 94-91	41-24
Dec. 12	Denver	W 112-83	14-11	Mar. 13	@ NY Nets	W 84-81	42-24
Dec. 14	@ Atlanta	L 104-106	14-12	Mar. 14	@ Milwaukee	L 106-110	42-25
Dec. 15	@ New Orleans	W 115-105	15-12	Mar. 15	@ Denver	L 95-107	42-26
Dec. 17	Phoenix	W 118-105	16-12	Mar. 18	Golden State	W 98-85	43-26
Dec. 18	@ Portland	W 115-111 (OT)	17-12	Mar. 20	New Orleans	W 100-95	44-26
Dec. 19	Kansas City	W 103-92	18-12	Mar. 22	@ Chicago	L 86-102	44-27
Dec. 21	Buffalo	W 97-89	19-12	Mar. 23	@ Indiana	W 105-97	45-27
Dec. 25	@ Phoenix	L 96-113	19-13	Mar. 25	Phoenix	W 118-93	46-27
Dec. 26	Milwaukee	W 107-99	20-13	Mar. 26	@ Phoenix	W 109-102	47-27
Dec. 28	Boston	W 134-105	21-13	Mar. 27	Buffalo	W 92-89	48-27
Jan. 2	Portland	W 104-99	22-13	Mar. 29	Seattle	W 100-97	49-27
Jan. 5	@ Philadelphia	L 94-117	22-14	Apr. 1	San Antonio	W 107-102	50-27
Jan. 7	@ NY Nets	W 85-82	23-14	Apr. 3	Detroit	W 115-107 (OT)	51-27
Jan. 9	@ Detroit	W 124-118	24-14	Apr. 5	@ Golden State	L 103-132	51-28
Jan. 11	@ Cleveland	W 101-99	25-14	Apr. 8	NY Nets	W 124-100	52-28
Jan. 14	@ San Antonio	W 109-106	26-14	Apr. 9	@ Portland	L 116-145	52-29
Jan. 15	@ Houston	L 116-122	26-15	Apr. 10	@ Seattle	W 113-104	53-29

* Did not finish season on Laker roster;
 † Totals with Lakers only

1977-78 LOS ANGELES LAKERS

45-37 - 4TH IN PACIFIC DIVISION

Head Coach: Jerry West
Asst. Coaches: Jack McCloskey, Stan Albeck
Standing: Norm Nixon, Adrian Dantley, Jamaal Wilkes, Tom Abernathy, Charlie Scott, Lou Hudson, Brad Davis
Seated: Don Ford, Kareem Abdul-Jabbar, Dave Robisch, Kenny Carr
Not pictured: Don Chaney, Ernie DiGregorio, James Edwards, Earl Tatum, Kermit Washington



1977-78 REGULAR SEASON STATISTICS / GAME-BY-GAME RESULTS

	G	MIN	FGM	FGA	PCT	FTM	FTA	PCT	OFF	DEF	TOT	AST	PF	DQ	STL	TO	BLK	PTS	AVG	HI
Abdul-Jabbar	62	2265	663	1205	.550	274	350	.783	186	615	801	269	182	1	103	208	185	1600	25.8	43
Dantley†	56	1985	377	725	.520	334	417	.801	171	233	404	188	157	1	70	161	7	1088	19.4	37
Edwards*	25	723	145	316	.459	80	125	.640	44	136	180	29	89	3	16	57	28	370	14.8	32
Tatum*	25	663	153	314	.487	45	59	.763	23	67	90	70	85	1	37	53	10	351	14.0	25
Hudson	82	2283	493	992	.497	137	177	.774	80	108	188	193	196	0	94	150	14	1123	13.7	30
Nixon	81	2779	496	998	.497	115	161	.714	41	198	239	553	259	3	138	251	7	1107	13.7	28
Wilkes	51	1490	277	630	.440	106	148	.716	113	267	380	182	162	1	77	107	22	660	12.9	29
Scott†	48	1393	225	509	.442	110	142	.775	38	110	148	235	155	4	59	133	11	560	11.7	24
Washington	25	751	110	244	.451	68	110	.618	110	169	279	30	74	1	19	53	24	288	11.5	22
Ford	79	1945	272	576	.472	68	90	.756	106	247	353	142	210	1	68	88	46	612	7.7	22
Abernethy	73	1317	201	404	.498	91	111	.820	105	160	265	101	122	1	55	50	22	493	6.8	24
Carr	52	733	134	302	.444	55	85	.647	53	155	208	26	127	0	18	89	14	323	6.2	15
Robisch†	55	679	104	249	.418	50	65	.769	53	126	179	40	71	0	19	37	14	258	4.7	16
DiGregorio	25	332	41	100	.410	16	20	.800	5	18	23	71	22	0	6	46	0	98	3.9	11
Chaney*	9	133	13	36	.361	5	6	.833	4	7	11	17	14	0	8	11	3	31	3.4	11
Davis	33	334	30	72	.417	22	29	.759	4	31	35	83	39	1	15	35	2	82	2.5	10

DATE	OPPONENT	BOX SCORE	W / L	DATE	OPPONENT	BOX SCORE	W / L
Oct. 18	@ Milwaukee	L 112-117	0-1	Jan. 17	New York	W 121-108	18-24
Oct. 19	@ Indiana	W 133-120	1-1	Jan. 20	Washington	W 121-99	19-24
Oct. 21	@ Denver	L 101-106	1-2	Jan. 22	Houston	W 106-101	20-24
Oct. 23	Phoenix	L 101-104	1-3	Jan. 24	Philadelphia	W 117-102	21-24
Oct. 25	San Antonio	W 109-107	2-3	Jan. 27	Milwaukee	W 131-114	22-24
Oct. 28	@ Atlanta	L 95-102	2-4	Jan. 29	@ Washington	L 112-119	22-25
Oct. 29	@ San Antonio	L 118-129	2-5	Jan. 31	@ Cleveland	W 116-107	23-25
Nov. 2	@ New Jersey	W 107-102	3-5	Feb. 1	@ Boston	L 100-103 (OT)	23-26
Nov. 4	Indiana	W 111-99	4-5	Feb. 3	@ New Jersey	W 105-99 (OT)	24-26
Nov. 6	New York	L 102-106	4-6	Feb. 7	@ Buffalo	W 132-105	25-26
Nov. 11	New Orleans	W 123-107	5-6	Feb. 8	@ Detroit	W 105-95	26-26
Nov. 13	Golden State	W 97-95	6-6	Feb. 10	Golden State	W 135-107	27-26
Nov. 15	Cleveland	L 95-102 (OT)	6-7	Feb. 12	Atlanta	L 103-116	27-27
Nov. 18	Detroit	W 116-83	7-7	Feb. 14	San Antonio	W 128-114	28-27
Nov. 20	Chicago	L 80-102	7-8	Feb. 17	Boston	W 114-106	29-27
Nov. 22	@ Phoenix	L 107-118	7-9	Feb. 19	@ Golden State	W 115-93	30-27
Nov. 23	@ Seattle	L 89-113	7-10	Feb. 21	@ Chicago	W 106-104	31-27
Nov. 25	New Jersey	W 129-117	8-10	Feb. 22	@ Kansas City	L 122-127 (OT)	31-28
Nov. 27	Portland	L 93-100	8-11	Feb. 24	Denver	W 109-99	32-28
Nov. 29	@ Cleveland	L 101-118	8-12	Feb. 26	Detroit	L 124-127	32-29
Nov. 30	@ Detroit	L 98-104	8-13	Mar. 3	Philadelphia	W 96-95	33-29
Dec. 4	Denver	L 109-111	8-14	Mar. 5	Cleveland	W 128-117	34-29
Dec. 6	Milwaukee	W 109-108	9-14	Mar. 10	Chicago	W 115-109	35-29
Dec. 9	Houston	L 105-116	9-15	Mar. 11	@ Phoenix	L 114-120	35-30
Dec. 11	Buffalo	W 124-119 (OT)	10-15	Mar. 12	Phoenix	W 128-112	36-30
Dec. 13	@ New Orleans	L 94-117	10-16	Mar. 14	@ New York	W 135-117	37-30
Dec. 14	@ Houston	W 113-91	11-16	Mar. 15	@ Philadelphia	L 93-113	37-31
Dec. 16	Seattle	L 90-98	11-17	Mar. 17	Seattle	L 98-105	37-32
Dec. 18	Boston	W 104-97	12-17	Mar. 19	Atlanta	W 101-87	38-32
Dec. 20	Washington	W 120-115	13-17	Mar. 21	@ San Antonio	L 105-109	38-33
Dec. 23	@ Portland	L 98-108	13-18	Mar. 22	@ Houston	W 124-106	39-33
Dec. 25	@ Seattle	W 111-96	14-18	Mar. 24	Buffalo	W 120-115	40-33
Dec. 27	@ Golden State	W 123-82	15-18	Mar. 26	Indiana	W 110-99	41-33
Dec. 30	Kansas City	W 119-109	16-18	Mar. 28	@ Atlanta	L 104-105	41-34
Jan. 3	@ New York	W 120-117	17-18	Mar. 29	@ New Orleans	W 108-103	42-34
Jan. 4	@ Buffalo	L 93-94	17-19	Mar. 31	Portland	L 101-103	42-35
Jan. 6	@ Philadelphia	L 110-123	17-20	Apr. 2	Kansas City	W 133-127	43-35
Jan. 8	@ Indiana	L 103-104	17-21	Apr. 4	@ Milwaukee	W 103-102	44-35
Jan. 10	@ Chicago	L 106-110	17-22	Apr. 5	@ Washington	L 119-125	44-36
Jan. 11	@ Kansas City	L 94-102	17-23	Apr. 7	New Jersey	W 114-106	45-36
Jan. 14	@ Denver	L 112-123	17-24	Apr. 9	@ Portland	L 99-114	45-37

*Did not finish season on Laker roster.
 † Totals with Lakers only.

1978-79 LOS ANGELES LAKERS



47-35 - 3RD IN PACIFIC DIVISION

Head Coach: Jerry West
Asst. Coaches: Stan Albeck, Jack McCloskey
Standing: Norm Nixon, Lou Hudson, Jamaal Wilkes, Adrian Dantley, Ron Carter, Jim Price, Ron Boone
Seated: Dave Robisch, Kenny Carr, Kareem Abdul-Jabbar, Don Ford
Not pictured: Michael Cooper, Brad Davis

1978-79 REGULAR SEASON STATISTICS / GAME-BY-GAME RESULTS

	G	MIN	FGM	FGA	PCT	FTM	FTA	PCT	OFF	DEF	TOT	AST	PF	DQ	STL	TO	BLK	PTS	AVG	HI
Abdul-Jabbar	80	3157	777	1347	.577	349	474	.736	207	818	1025	431	230	3	76	282	316	1903	23.8	40
Wilkes	82	2915	626	1242	.504	272	362	.751	164	445	609	227	275	2	134	224	27	1524	18.6	31
Dantley	60	1775	374	733	.510	292	342	.854	131	211	342	138	162	0	63	155	12	1040	17.3	40
Nixon	82	3145	623	1149	.542	158	204	.775	48	183	321	737	250	6	201	231	17	1404	17.1	29
Hudson	78	1686	329	636	.517	110	124	.887	64	76	140	141	133	1	58	99	17	768	9.8	23
Boone	82	1583	259	569	.455	90	104	.865	53	92	145	154	171	1	66	147	11	608	7.4	18
Carr	72	1149	225	450	.500	83	137	.606	70	222	292	60	152	0	38	116	31	533	7.4	17
Ford	79	1540	228	450	.507	72	89	.809	83	185	268	101	177	2	51	93	25	528	6.7	22
Price	75	1207	171	344	.497	55	79	.696	26	97	123	218	128	0	66	100	12	397	5.3	19
Robisch	80	1219	150	336	.446	86	115	.748	82	203	285	97	108	0	20	53	25	386	4.8	15
Davis*	5	65	8	11	.727	3	4	.750	0	1	1	9	10	0	2	6	0	19	3.8	9
Carter	46	332	54	124	.435	36	54	.667	21	24	45	25	54	1	17	40	7	144	3.1	14
Cooper	3	7	3	6	.500	0	0	---	0	0	0	0	1	0	1	1	0	6	2.0	4

DATE	OPPONENT	BOX SCORE	W / L	DATE	OPPONENT	BOX SCORE	W / L
Oct. 13	@ Philadelphia	L 102-110	0-1	Jan. 10	@ Boston	W 99-89	26-16
Oct. 14	@ New Jersey	L 100-102	0-2	Jan. 12	@ New Jersey	W 117-116	27-16
Oct. 17	@ Cleveland	L 111-113	0-3	Jan. 14	@ Seattle	W 108-99	28-16
Oct. 22	San Antonio	W 134-121	1-3	Jan. 17	@ San Diego	L 117-119	28-17
Oct. 24	@ San Diego	L 123-124	1-4	Jan. 19	Houston	L 121-122 (OT)	28-18
Oct. 27	San Diego	W 113-101	2-4	Jan. 21	Golden State	W 113-107	29-18
Oct. 29	Washington	W 109-93	3-4	Jan. 23	New York	W 148-124	30-18
Oct. 31	Denver	W 134-107	4-4	Jan. 25	@ Detroit	L 100-135	30-19
Nov. 3	New York	W 147-124	5-4	Jan. 26	@ Denver	L 107-119	30-20
Nov. 5	Cleveland	W 117-107	6-4	Jan. 28	Milwaukee	W 111-109	31-20
Nov. 7	@ Chicago	W 112-111	7-4	Jan. 30	New Jersey	W 127-108	32-20
Nov. 8	@ Indiana	W 113-111	8-4	Feb. 6	San Antonio	W 119-111 (OT)	33-20
Nov. 10	Kansas City	W 136-127	9-4	Feb. 7	@ Golden State	W 106-104	34-20
Nov. 12	Indiana	W 134-106	10-4	Feb. 9	Cleveland	W 106-103	35-20
Nov. 14	@ Milwaukee	W 137-119	11-4	Feb. 11	@ Kansas City	L 103-104	35-21
Nov. 15	@ Detroit	W 133-126	12-4	Feb. 13	@ Cleveland	L 111-117	35-22
Nov. 17	New Orleans	W 121-109	13-4	Feb. 16	@ Milwaukee	L 98-99	35-23
Nov. 19	Chicago	W 104-95	14-4	Feb. 18	@ Indiana	W 122-111	36-23
Nov. 22	@ Houston	W 121-114	15-4	Feb. 20	Golden State	L 91-102	36-24
Nov. 24	@ Washington	L 103-113	15-5	Feb. 23	Boston	W 113-104	37-24
Nov. 25	@ Atlanta	L 103-109	15-6	Feb. 25	Indiana	W 118-108	38-24
Nov. 28	Detroit	L 103-105	15-7	Feb. 27	Kansas City	W 122-114	39-24
Dec. 1	Phoenix	W 130-122	16-7	Mar. 2	Philadelphia	W 126-111	40-24
Dec. 3	New Jersey	L 105-107	16-8	Mar. 4	Denver	L 99-113	40-25
Dec. 5	@ New Orleans	W 114-102	17-8	Mar. 9	Chicago	L 92-102	40-26
Dec. 6	@ San Antonio	L 111-112	17-9	Mar. 11	@ Boston	L 106-108	40-27
Dec. 8	Milwaukee	W 101-85	18-9	Mar. 13	@ Washington	L 111-120	40-28
Dec. 10	Atlanta	W 88-86	19-9	Mar. 14	@ San Antonio	L 112-125	40-29
Dec. 12	@ Portland	L 115-117	19-10	Mar. 16	Atlanta	W 111-110	41-29
Dec. 13	@ Seattle	L 107-117	19-11	Mar. 18	Boston	W 122-111	42-29
Dec. 15	Seattle	W 100-98	20-11	Mar. 21	Portland	L 110-114	42-30
Dec. 16	@ Phoenix	L 100-119	20-12	Mar. 23	San Diego	W 156-119	43-30
Dec. 17	Philadelphia	L 96-103	20-13	Mar. 25	@ Denver	L 113-123	43-31
Dec. 22	Washington	W 127-115	21-13	Mar. 28	@ Phoenix	L 106-112	43-32
Dec. 26	New Orleans	L 123-125	21-14	Mar. 30	Detroit	W 124-113	44-32
Dec. 27	@ Golden State	W 106-104	22-14	Apr. 1	@ Philadelphia	L 111-112	44-33
Dec. 29	Portland	W 118-95	23-14	Apr. 3	@ Chicago	W 97-95	45-33
Jan. 2	@ New Orleans	L 105-109	23-15	Apr. 4	@ Kansas City	L 111-115 (OT)	45-34
Jan. 3	@ Atlanta	W 99-96	24-15	Apr. 6	Seattle	L 93-113	45-35
Jan. 6	@ Houston	L 112-115 (OT)	24-16	Apr. 7	@ Portland	W 99-98	46-35
Jan. 9	@ New York	L 106-94	25-16	Apr. 8	Phoenix	W 111-103	47-35

* Did not finish season on Laker roster

1979-80 LOS ANGELES LAKERS

60-22 - 1ST IN PACIFIC DIVISION

Head Coach: Jack McKinney, Paul Westhead
Asst. Coach: Paul Westhead, Pat Riley
Standing: Butch Lee, Brad Holland,
 Mark Landsberger, Marty Byrnes,
 Michael Cooper, Norm Nixon
Seated: Spencer Haywood, Jamaal Wilkes,
 Kareem Abdul-Jabbar, Earvin
 Johnson, Jim Chones
Not pictured: Ron Boone, Kenny Carr, Don Ford,
 Oliver Mack



NBA Champions


1979-80 REGULAR SEASON STATISTICS / GAME-BY-GAME RESULTS

	G	MIN	FG	FGA	PCT	3P	3A	PCT	FT	FTA	PCT	OFF	DEF	TOT	AST	PF	DQ	STL	TO	BLK	PTS	AVG
Abdul-Jabbar	82	3143	835	1383	.604	0	1	.000	364	476	.765	190	696	886	371	216	2	81	297	280	2034	24.8
Wilkes	82	3111	726	1358	.535	3	17	.176	189	234	.808	176	349	525	250	220	1	129	157	28	1644	20.0
Johnson	77	2795	503	949	.530	7	31	.226	374	462	.810	166	430	596	563	218	1	187	305	41	1387	18.0
Nixon	82	3226	624	1209	.516	1	8	.125	197	253	.779	52	177	229	642	241	1	147	288	14	1446	17.6
Chones	82	2394	372	760	.489	0	2	.000	125	169	.740	143	421	564	151	271	5	56	175	65	869	10.6
Haywood	76	1544	288	591	.487	1	4	.250	159	206	.772	132	214	346	93	197	2	35	134	57	736	9.7
Cooper	82	1973	303	578	.524	5	20	.250	111	143	.776	101	128	229	221	215	3	86	142	38	722	8.8
Landsberger†	23	374	66	137	.482	0	0	---	29	56	.518	69	94	163	14	27	0	10	25	5	161	7.0
Boone*	6	106	14	40	.350	0	0	---	6	7	.857	7	4	11	7	13	0	5	13	0	34	5.7
Carr*	5	57	7	16	.438	0	0	---	2	2	1.000	5	12	17	1	6	0	2	9	1	16	3.2
Ford*	52	580	66	130	.508	0	2	---	23	28	.821	23	75	98	36	86	0	11	30	15	155	3.0
Holland	38	197	44	104	.423	3	15	.200	15	16	.938	4	13	17	22	24	0	15	13	1	106	2.8
Byrnes	32	194	25	50	.500	0	0	---	13	15	.867	9	18	27	13	32	0	5	22	1	63	2.0
Mack*	27	155	21	50	.420	1	1	.000	9	18	.500	7	15	22	20	16	0	4	9	0	51	1.9
Lee†	11	31	4	13	.308	0	0	---	6	7	.857	4	4	8	9	2	0	1	7	0	14	1.3

DATE	OPPONENT	BOX SCORE	W / L	DATE	OPPONENT	BOX SCORE	W / L
Oct. 12	@ San Diego	W 103-102	1-0	Jan. 2	@ Indiana	W 127-120	29-13
Oct. 16	Chicago	W 105-96	2-0	Jan. 6	@ Milwaukee	L 103-113	29-14
Oct. 17	@ Seattle	L 110-112	2-1	Jan. 9	@ Washington	L 101-103	29-15
Oct. 19	Portland	L 82-99	2-2	Jan. 11	@ Detroit	W 123-100	30-15
Oct. 21	Seattle	W 106-97	3-2	Jan. 13	@ Boston	W 100-98	31-15
Oct. 23	Utah	W 102-87	4-2	Jan. 15	Utah	W 112-99	32-15
Oct. 26	Kansas City	W 116-104	5-2	Jan. 16	@ Golden State	W 97-96	33-15
Oct. 28	Golden State	W 97-90	6-2	Jan. 18	Atlanta	W 108-102	34-15
Oct. 30	@ Chicago	W 111-105	7-2	Jan. 21	New York	W 132-114	35-15
Oct. 31	@ Milwaukee	L 106-110	7-3	Jan. 24	@ Portland	L 103-111	35-16
Nov. 2	Phoenix	W 112-110	8-3	Jan. 25	Philadelphia	W 124-103	36-16
Nov. 6	San Diego	W 127-112	9-3	Jan. 27	Milwaukee	W 112-102	37-16
Nov. 7	@ Golden State	L 109-126	9-4	Jan. 29	@ Cleveland	L 153-154 (4OT)	37-17
Nov. 9	Denver	W 126-122 (OT)	10-4	Jan. 31	@ Chicago	W 107-97	38-17
Nov. 11	Cleveland	W 140-126	11-4	Feb. 5	@ New York	W 116-105	39-17
Nov. 13	@ San Diego	W 137-91	12-4	Feb. 8	@ New Jersey	W 125-120 (OT)	40-17
Nov. 15	@ Kansas City	L 108-114	12-5	Feb. 10	@ Philadelphia	L 104-105	40-18
Nov. 16	@ Denver	W 135-128 (OT)	13-5	Feb. 13	Portland	W 129-100	41-18
Nov. 18	Indiana	W 127-104	14-5	Feb. 15	Kansas City	W 114-100	42-18
Nov. 20	@ Portland	L 99-114	14-6	Feb. 17	Washington	W 111-107	43-18
Nov. 21	@ Seattle	L 110-119	14-7	Feb. 20	@ Denver	W 116-103	44-18
Nov. 23	@ Phoenix	L 112-126	14-8	Feb. 22	New Jersey	W 132-110	45-18
Nov. 25	Kansas City	W 111-110	15-8	Feb. 24	Houston	W 112-100	46-18
Nov. 27	@ Utah	W 122-118	16-8	Feb. 26	Seattle	W 131-108	47-18
Nov. 30	Chicago	L 100-107	16-9	Feb. 29	Milwaukee	L 117-126 (OT)	47-19
Dec. 2	Milwaukee	W 116-103	17-9	Mar. 2	@ Phoenix	L 115-123	47-20
Dec. 4	@ San Antonio	W 127-121	18-9	Mar. 4	@ Milwaukee	W 127-124	48-20
Dec. 5	@ Houston	W 116-114	19-9	Mar. 5	@ Kansas City	W 117-101	49-20
Dec. 7	San Diego	L 108-116	19-10	Mar. 7	Chicago	W 101-99	50-20
Dec. 9	Denver	W 131-118	20-10	Mar. 9	@ Portland	L 121-142	50-21
Dec. 14	Detroit	W 138-122	21-10	Mar. 11	@ San Diego	W 123-106	51-21
Dec. 16	San Antonio	W 121-119	22-10	Mar. 12	Portland	W 102-94	52-21
Dec. 18	@ Chicago	W 129-118	23-10	Mar. 14	Denver	W 132-126	53-21
Dec. 19	@ Atlanta	L 112-119	23-11	Mar. 16	Phoenix	W 128-106	54-21
Dec. 21	Golden State	W 114-108	24-11	Mar. 18	Golden State	W 113-100	55-21
Dec. 22	@ Denver	L 128-130	24-12	Mar. 19	@ Phoenix	L 108-112	55-22
Dec. 23	Seattle	W 102-97	25-12	Mar. 22	@ Seattle	W 97-92	56-22
Dec. 26	@ Kansas City	L 111-118	25-13	Mar. 23	Utah	W 101-96	57-22
Dec. 27	@ Utah	W 124-116	26-13	Mar. 27	@ Utah	W 97-95	58-22
Dec. 28	Boston	W 123-105	27-13	Mar. 28	San Diego	W 126-88	59-22
Dec. 30	Phoenix	W 113-105	28-13	Mar. 30	@ Golden State	W 95-93	60-22

*Did not finish season on Laker roster.
 † Totals with Lakers only.

1980-81 LOS ANGELES LAKERS



54-28 - 2ND IN PACIFIC DIVISION

Head Coach: Paul Westhead
Asst. Coaches: Pat Riley, Mike Thibault
Standing: Eddie Jordan, Butch Carter, Mark Landsberger, Jim Brewer, Alan Hardy, Brad Holland
Seated: Michael Cooper, Jamaal Wilkes, Kareem Abdul-Jabbar, Earvin Johnson, Jim Chones, Norm Nixon
Not pictured: Tony Jackson, Myles Patrick

1980-81 REGULAR SEASON STATISTICS / GAME-BY-GAME RESULTS

	G	MIN	FG	FGA	PCT	3P	3A	PCT	FT	FTA	PCT	OFF	DEF	TOT	AST	PF	DQ	STL	TO	BLK	PTS	AVG
Abdul-Jabbar	80	2976	836	1457	.574	0	1	.000	423	552	.766	197	624	821	272	244	4	59	249	228	2095	26.2
Wilkes	81	3028	786	1495	.526	1	13	.077	254	335	.758	146	289	435	235	223	1	121	207	29	1827	22.6
Johnson	37	1371	312	587	.532	2	17	.176	171	225	.760	101	219	320	317	100	0	127	143	27	798	21.6
Nixon	79	2962	576	1210	.476	2	12	.167	196	252	.778	64	168	232	696	226	2	146	285	11	1350	17.1
Chones	82	2562	378	751	.503	0	4	.000	126	193	.653	180	477	657	153	324	4	39	159	96	882	10.8
Cooper	81	2625	321	654	.491	4	49	.211	117	149	.785	121	215	336	332	249	4	133	164	78	763	9.4
Landsberger	69	1086	164	327	.502	0	1	.000	62	116	.534	152	225	377	27	135	0	19	65	6	390	5.7
Carter	54	672	114	247	.462	3	10	.300	70	95	.737	34	31	65	52	99	0	23	50	1	301	5.6
Jordan†	60	987	120	279	.430	3	12	.250	63	95	.663	25	55	80	195	136	0	74	120	7	306	5.1
Holland	41	295	47	111	.423	1	3	.333	35	49	.714	9	20	29	23	44	0	21	31	1	130	3.2
Brewer	78	1107	101	197	.513	0	2	.000	15	40	.375	127	154	281	55	158	2	43	48	58	217	2.8
Hardy	22	111	22	59	.373	0	0	---	7	10	.700	8	11	19	3	13	0	1	11	9	51	2.3
Patrick	3	9	2	5	.400	0	0	---	1	2	.500	1	1	2	1	3	0	0	1	0	5	1.7
Jackson	2	14	1	3	.333	0	0	---	0	2	---	0	2	2	2	1	0	2	0	0	2	1.0

DATE	OPPONENT	BOX SCORE	W / L	DATE	OPPONENT	BOX SCORE	W / L
Oct. 10	@ Seattle	W 99-98	1-0	Jan. 2	@ San Antonio	L 112-118	26-16
Oct. 12	Houston	W 114-103	2-0	Jan. 6	Washington	W 107-98	27-16
Oct. 15	@ Kansas City	W 112-107 (OT)	3-0	Jan. 9	Seattle	W 92-87	28-16
Oct. 17	Phoenix	W 116-109	4-0	Jan. 11	Detroit	W 117-108	29-16
Oct. 19	Golden State	W 125-107	5-0	Jan. 13	@ Cleveland	W 108-104	30-16
Oct. 21	@ Portland	L 103-107	5-1	Jan. 14	@ Washington	L 104-114	30-17
Oct. 24	Seattle	W 104-98	6-1	Jan. 16	@ New Jersey	W 113-111	31-17
Oct. 25	@ Utah	W 127-99	7-1	Jan. 18	@ Boston	L 96-98	31-18
Oct. 26	San Antonio	L 102-108	7-2	Jan. 21	Atlanta	W 116-106	32-18
Oct. 28	@ San Diego	W 131-101	8-2	Jan. 23	Denver	W 110-105	33-18
Oct. 31	Cleveland	W 107-98	9-2	Jan. 26	Portland	W 124-112	34-18
Nov. 4	Denver	L 121-123	9-3	Jan. 27	Utah	W 111-104	35-18
Nov. 4	Portland	W 119-118	10-3	Jan. 29	Kansas City	W 118-104	36-18
Nov. 7	@ Dallas	W 126-102	11-3	Feb. 4	@ Indiana	W 102-96	37-18
Nov. 8	@ San Antonio	L 109-112	11-4	Feb. 6	@ Detroit	W 111-102	38-18
Nov. 11	@ Atlanta	W 126-97	12-4	Feb. 8	@ Philadelphia	L 99-102	38-19
Nov. 12	@ Houston	L 104-107	12-5	Feb. 11	Boston	L 91-105	38-20
Nov. 14	San Diego	W 113-100	13-5	Feb. 13	@ Houston	W 114-105	39-20
Nov. 16	Dallas	W 110-102	14-5	Feb. 15	Dallas	W 107-99	40-20
Nov. 18	Kansas City	W 107-94	15-5	Feb. 17	New York	W 96-87	41-20
Nov. 20	@ Phoenix	L 99-102	15-6	Feb. 20	Houston	W 107-110	41-21
Nov. 21	Phoenix	W 116-88	16-6	Feb. 22	@ New York	W 96-93	42-21
Nov. 23	Milwaukee	L 94-110	16-7	Feb. 24	@ Chicago	W 107-97	43-21
Nov. 27	@ Golden State	W 128-119	17-7	Feb. 25	@ Milwaukee	L 108-126	43-22
Nov. 29	@ Denver	W 124-123 (2OT)	18-7	Feb. 27	New Jersey	W 107-103	44-22
Nov. 30	Chicago	L 108-122	18-8	Mar. 1	Phoenix	L 96-101	44-23
Dec. 3	San Diego	L 114-120	18-9	Mar. 3	@ Kansas City	W 99-98	45-23
Dec. 6	@ Golden State	L 103-119	18-10	Mar. 4	@ Denver	L 114-123	45-24
Dec. 7	Utah	W 113-100	19-10	Mar. 10	San Antonio	W 118-104	46-24
Dec. 9	@ Dallas	W 103-92	20-10	Mar. 12	@ San Diego	W 122-116	47-24
Dec. 10	@ Houston	W 109-108	21-10	Mar. 13	Kansas City	W 116-101	48-24
Dec. 12	@ Seattle	W 113-107	22-10	Mar. 15	San Diego	L 118-122	48-25
Dec. 14	Golden State	W 122-113	23-10	Mar. 17	@ Dallas	W 114-109	49-25
Dec. 16	@ San Diego	L 92-97	23-11	Mar. 18	@ Phoenix	L 114-126	49-26
Dec. 19	Portland	L 106-110	23-12	Mar. 20	Seattle	W 133-119	50-26
Dec. 21	San Antonio	W 135-122	24-12	Mar. 21	@ Portland	W 117-111	51-26
Dec. 23	@ Portland	L 102-108	24-13	Mar. 22	@ Golden State	W 120-118	52-26
Dec. 26	Indiana	W 116-115	25-13	Mar. 24	Golden State	W 110-103	53-26
Dec. 27	@ Phoenix	L 106-116	25-14	Mar. 27	@ Seattle	W 97-90	54-26
Dec. 28	Philadelphia	W 122-116	26-14	Mar. 28	@ Utah	L 110-112 (OT)	54-27
Dec. 30	@ Utah	L 100-110	26-15	Mar. 29	Denver	L 146-148 (OT)	54-28

† Totals with Lakers only==

57-25 - 1ST IN PACIFIC DIVISION

Head Coach: Paul Westhead, Pat Riley
 Asst. Coaches: Pat Riley, Mike Thibault, Bill Bertka
 Standing: Eddie Jordan, Kevin McKenna, Mitch Kupchak, Bob McAdoo, Mark Landsberger, Mike McGee
 Seated: Jim Brewer, Kurt Rambis, Jamaal Wilkes, Kareem Abdul-Jabbar, Michael Cooper, Norm Nixon, Earvin Johnson
 Not pictured: Clay Johnson



NBA Champions

1981-82 REGULAR SEASON STATISTICS / GAME-BY-GAME RESULTS

	G	MIN	FG	FGA	PCT	3P	3A	PCT	FT	FTA	PCT	OFF	DEF	TOT	AST	PF	DQ	STL	TO	BLK	PTS	AVG
Abdul-Jabbar	76	2677	753	1301	.579	0	3	.000	312	442	.706	172	487	659	225	224	0	63	230	207	1818	23.9
Wilkes	82	2906	744	1417	.525	0	4	.000	246	336	.732	153	240	393	143	240	1	89	164	24	1734	21.1
E. Johnson	78	2991	556	1036	.537	6	29	.207	329	433	.760	252	499	751	743	223	1	208	286	34	1447	18.6
Nixon	82	3024	628	1274	.493	3	12	.250	181	224	.808	38	138	176	652	264	3	132	238	7	1440	17.6
Kupchak	26	821	153	267	.573	0	0	---	65	98	.663	64	146	210	33	80	1	12	43	10	371	14.3
Cooper	76	2197	383	741	.517	2	17	.118	139	171	.813	84	185	269	230	216	1	22	51	61	907	11.9
McAdoo	41	746	151	330	.458	0	5	.000	90	126	.714	45	114	159	32	109	1	22	51	36	392	9.6
McGee	39	352	80	172	.465	0	4	.000	31	53	.585	34	15	49	16	59	0	18	34	3	191	4.9
Rambis	64	1131	118	228	.518	0	1	.000	59	117	.504	116	232	348	56	167	2	60	77	76	295	4.6
Landsberger	75	1134	144	329	.438	0	2	.000	33	65	.508	164	237	401	32	134	0	10	49	7	321	4.3
Jordan	58	608	89	208	.428	1	9	.111	43	54	.796	4	39	43	131	98	0	62	66	1	222	3.8
C. Johnson	7	65	11	20	.550	0	0	---	3	6	.500	8	4	12	7	13	0	3	7	3	25	3.6
Brewer	71	966	81	175	.463	1	6	.167	7	19	.368	106	158	264	42	127	1	39	37	46	170	2.4
McKenna	36	237	28	87	.322	0	2	.000	11	17	.647	18	11	29	14	45	0	10	20	2	67	1.9

DATE	OPPONENT	BOX SCORE	W / L	DATE	OPPONENT	BOX SCORE	W / L
Oct. 30	Houston	L 112-113 (2OT)	0-1	Jan. 26	Milwaukee	L 94-96	30-12
Nov. 3	@ Portland	L 100-102	0-2	Jan. 28	Phoenix	W 97-87	31-12
Nov. 4	@ Seattle	W 106-103	1-3	Feb. 2	@ Golden State	L 117-119	31-13
Nov. 6	Phoenix	L 99-101	1-2	Feb. 3	New York	L 94-98	31-14
Nov. 8	Dallas	W 121-111	2-3	Feb. 5	@ Washington	W 90-87	32-14
Nov. 10	@ San Antonio	L 102-128	2-4	Feb. 7	@ Boston	W 119-113	33-14
Nov. 11	@ Houston	W 95-93	3-4	Feb. 9	@ Atlanta	W 130-117	34-14
Nov. 13	Portland	W 119-115	4-4	Feb. 10	@ Kansas City	L 102-125	34-15
Nov. 14	@ Phoenix	W 98-97	5-4	Feb. 12	San Antonio	L 94-100	34-16
Nov. 15	Indiana	W 124-123 (2OT)	6-4	Feb. 14	Boston	L 103-108	34-17
Nov. 18	@ Utah	W 113-110	7-4	Feb. 16	Seattle	W 108-101	35-17
Nov. 20	San Antonio	W 136-116	8-4	Feb. 19	Golden State	W 126-106	36-17
Nov. 21	@ San Diego	W 119-117	9-4	Feb. 21	@ Denver	W 132-131	37-17
Nov. 24	@ Dallas	W 125-110	10-4	Feb. 23	Denver	W 145-129	38-17
Nov. 25	@ San Antonio	W 117-96	11-4	Feb. 25	@ Seattle	W 104-98	39-17
Nov. 27	San Diego	L 129-138	11-5	Feb. 26	Philadelphia	W 116-114 (2OT)	40-17
Nov. 29	Houston	W 122-104	12-5	Feb. 28	Cleveland	W 102-101	41-17
Dec. 1	Utah	W 117-86	13-5	Mar. 3	@ New Jersey	L 103-111	41-18
Dec. 2	@ Seattle	L 96-104	13-6	Mar. 4	@ New York	L 119-129 (OT)	41-19
Dec. 4	@ Denver	W 126-117	14-6	Mar. 7	@ Philadelphia	L 113-119	41-20
Dec. 6	Kansas City	W 119-106	15-6	Mar. 9	Kansas City	W 105-99	42-20
Dec. 8	Washington	W 102-98	16-6	Mar. 12	Chicago	L 105-111	42-21
Dec. 11	Portland	W 124-116	17-6	Mar. 14	Dallas	W 138-116	43-21
Dec. 13	Golden State	W 122-118	18-6	Mar. 16	@ Portland	W 120-108	44-21
Dec. 17	@ Golden State	L 115-120	18-7	Mar. 17	@ Utah	W 120-112	45-21
Dec. 19	@ San Diego	W 106-100	19-7	Mar. 19	@ Dallas	W 112-106	46-21
Dec. 20	Atlanta	W 112-94	20-7	Mar. 21	Houston	W 107-102	47-21
Dec. 22	@ Portland	W 124-110	21-7	Mar. 23	Dallas	L 116-118	47-22
Dec. 25	@ Phoenix	W 104-101	22-7	Mar. 26	@ San Antonio	L 105-110	47-23
Dec. 27	San Diego	W 139-117	23-7	Mar. 28	@ Kansas City	W 116-111	48-23
Dec. 29	Utah	W 121-114	24-7	Mar. 30	San Diego	W 143-120	49-23
Jan. 3	Seattle	L 90-110	24-8	Apr. 1	@ San Diego	W 117-100	50-23
Jan. 8	@ Chicago	L 113-119	24-9	Apr. 2	Phoenix	L 99-109	50-24
Jan. 9	@ Detroit	W 130-127	25-9	Apr. 4	Portland	W 129-111	51-24
Jan. 10	@ Milwaukee	L 107-118	25-10	Apr. 6	@ Houston	W 108-97	52-24
Jan. 12	@ Cleveland	W 114-100	26-10	Apr. 9	Denver	W 153-128	53-24
Jan. 15	@ Indiana	W 97-92	27-10	Apr. 11	Seattle	W 107-104	54-24
Jan. 17	@ Kansas City	W 107-97	28-10	Apr. 13	@ Golden State	L 101-106	54-25
Jan. 19	@ Denver	L 139-140	28-11	Apr. 14	Utah	W 128-115	55-25
Jan. 20	New Jersey	W 132-113	29-11	Apr. 16	Golden State	W 125-109	56-25
Jan. 22	Detroit	W 123-111	30-11	Apr. 18	@ Phoenix	W 120-115	57-25

1982-83 LOS ANGELES LAKERS



58-24 - 1ST IN PACIFIC DIVISION

Head Coach: Pat Riley
Asst. Coaches: Bill Bertka, Dave Wohl
Standing: Eddie Jordan, Clay Johnson, Dwight Jones, Bob McAdoo, Mark Landsberger, Mike McGee
Seated: James Worthy, Kurt Rambis, Jamaal Wilkes, Kareem Abdul-Jabbar, Michael Cooper, Norm Nixon, Earvin Johnson
Not pictured: Billy Ray Bates, Joe Cooper, Steve Mix

1982-83 REGULAR SEASON STATISTICS / GAME-BY-GAME RESULTS


	G	MIN	FG	FGA	PCT	3P	3A	PCT	FT	FTA	PCT	OFF	DEF	TOT	AST	PF	DQ	STL	TO	BLK	PTS	AVG
Abdul-Jabbar	79	2554	722	1228	.588	0	2	.000	278	371	.749	167	425	592	200	220	1	61	200	170	1722	21.8
Wilkes	80	2552	684	1290	.530	0	6	.000	203	268	.757	146	197	343	182	221	0	65	150	17	1571	19.6
E. Johnson	79	2907	511	933	.548	3	16	.188	304	380	.800	214	469	683	829	200	1	176	301	47	1326	16.8
Nixon	79	2711	533	1123	.475	0	13	.000	125	168	.744	61	144	205	566	176	1	104	237	4	1191	15.1
McAdoo	47	1019	292	562	.520	0	1	.000	119	163	.730	76	171	247	39	153	2	40	68	40	703	15.0
Worthy	77	1970	447	772	.579	1	4	.250	138	221	.624	157	242	399	132	221	2	91	178	64	1033	13.4
Mix†	1	17	4	10	.400	0	0	---	1	1	1.000	1	0	1	2	1	0	0	0	0	9	9.0
M. Cooper	82	2148	266	497	.535	5	21	.238	102	130	.785	82	192	274	315	208	0	115	128	50	639	7.8
Rambis	78	1806	235	413	.569	0	2	.000	114	166	.687	164	367	531	90	233	2	105	145	63	584	7.5
Jones†	32	491	62	132	.470	0	1	.000	32	48	.667	28	86	114	22	82	0	13	35	9	156	4.9
McGee	39	381	69	163	.423	1	7	.143	17	23	.739	33	20	53	26	50	1	11	27	5	156	4.0
C. Johnson	48	447	53	135	.393	0	2	.000	38	48	.792	40	29	69	24	62	0	22	25	4	144	3.0
Jordan	35	333	40	132	.303	3	16	.188	11	17	.647	8	18	26	80	52	0	31	54	1	94	2.7
Landsberger	39	356	43	102	.422	0	0	---	12	25	.480	55	73	128	12	48	0	8	20	4	98	2.5
Bates†	4	27	2	16	.125	0	0	---	1	2	.500	1	0	1	0	1	0	1	0	0	5	1.3
J. Cooper*	2	11	1	4	.250	5	21	.238	0	0	---	2	0	2	0	3	0	1	3	1	2	1.0

DATE	OPPONENT	BOX SCORE	W / L	DATE	OPPONENT	BOX SCORE	W / L
Oct. 29	Golden State	L 117-132	0-1	Jan. 26	Milwaukee	W 115-113	33-9
Nov. 3	@ Denver	W 135-134 (OT)	1-1	Jan. 28	Atlanta	W 109-85	34-9
Nov. 4	Denver	W 131-108	2-1	Jan. 30	@ Boston	L 95-110	34-10
Nov. 6	@ Utah	W 104-101	3-1	Feb. 2	@ Dallas	L 120-122	34-11
Nov. 7	Portland	W 103-89	4-1	Feb. 4	@ KC (@ St. Louis)	W 143-125	35-11
Nov. 9	Kansas City	W 139-117	5-1	Feb. 6	Kansas City	W 116-106	36-11
Nov. 12	Houston	W 127-96	6-1	Feb. 8	@ Seattle	W 121-118	37-11
Nov. 14	Cleveland	W 111-98	7-1	Feb. 9	Utah	W 113-99	38-11
Nov. 16	@ Phoenix	L 105-113	7-2	Feb. 15	San Antonio	L 103-124	38-12
Nov. 17	@ Dallas	L 117-118	7-3	Feb. 17	@ Dallas	W 127-110	39-12
Nov. 19	Washington	W 122-92	8-3	Feb. 18	@ Kansas City	L 118-124	39-13
Nov. 21	Denver	W 143-129	9-3	Feb. 20	@ Indiana	W 126-112	40-13
Nov. 24	@ Seattle	W 111-93	10-3	Feb. 23	Boston	L 104-113	40-14
Nov. 26	@ San Diego	W 117-115	11-3	Feb. 26	@ Utah	L 92-101	40-15
Nov. 28	Golden State	W 142-127	12-3	Feb. 27	Denver	L 120-135	40-16
Nov. 30	@ San Antonio	L 144-117	12-4	Mar. 1	@ Chicago	W 114-111	41-16
Dec. 1	@ Houston	W 106-95	13-4	Mar. 2	@ Milwaukee	W 127-117	42-16
Dec. 3	Portland	W 115-100	14-4	Mar. 4	@ Washington	L 93-96	42-17
Dec. 5	Philadelphia	L 104-114	14-5	Mar. 5	@ Detroit	W 122-108	43-17
Dec. 8	Phoenix	W 89-86	15-5	Mar. 8	@ Golden State	W 116-112	44-17
Dec. 10	@ Utah	W 128-122	16-5	Mar. 9	San Diego	W 119-114	45-17
Dec. 11	@ Golden State	W 128-107	17-5	Mar. 12	Chicago	W 123-116	46-17
Dec. 14	@ Portland	L 103-107	17-6	Mar. 16	Phoenix	W 104-95	47-17
Dec. 17	New Jersey	W 117-106	18-6	Mar. 18	Kansas City	W 109-96	48-17
Dec. 18	@ Phoenix	L 100-126	18-7	Mar. 19	@ San Diego	L 99-107	48-18
Dec. 19	Dallas	W 110-108	19-7	Mar. 20	Dallas	W 117-110	49-18
Dec. 22	Utah	W 124-100	20-7	Mar. 22	Seattle	W 123-108	50-18
Dec. 23	@ San Diego	W 120-115	21-7	Mar. 25	San Antonio	L 120-132	50-19
Dec. 26	@ Houston	W 96-94	22-7	Mar. 27	Houston	W 114-93	51-19
Dec. 29	@ Golden State	W 120-110	23-7	Mar. 29	San Diego	W 127-109	52-19
Dec. 30	Seattle	W 137-117	24-7	Mar. 31	@ Denver	W 122-116	53-19
Jan. 2	Detroit	W 127-112	25-7	Apr. 1	New York	W 102-88	54-19
Jan. 5	@ Philadelphia	L 120-122 (OT)	25-8	Apr. 4	@ Seattle	L 111-121	54-20
Jan. 6	@ Cleveland	W 125-107	26-8	Apr. 5	@ Portland	L 101-107	54-21
Jan. 8	@ New York	W 108-90	27-8	Apr. 7	@ Phoenix	W 117-108	55-21
Jan. 11	@ New Jersey	L 96-110	27-9	Apr. 8	Golden State	W 118-107	56-21
Jan. 15	@ Atlanta	W 120-101	28-9	Apr. 10	Phoenix	L 95-101	56-22
Jan. 19	San Diego	W 107-104	29-9	Apr. 12	@ Houston	W 114-113	57-22
Jan. 21	San Antonio	W 119-110	30-9	Apr. 13	@ San Antonio	L 109-114	57-23
Jan. 23	Indiana	W 105-102	31-9	Apr. 15	Seattle	W 100-99	58-23
Jan. 25	@ Portland	W 125-120	32-9	Apr. 17	Portland	L 108-119	58-24

* Did not finish season on Laker roster;
 † Totals with Lakers only

54-28 - 1ST IN PACIFIC DIVISION

Head Coach: Pat Riley
 Asst. Coaches: Bill Bertka, Dave Wohl
 Standing: Byron Scott, Larry Spriggs, James Worthy, Swen Nater, Mitch Kupchak, Calvin Garrett
 Seated: Mike McGee, Kurt Rambis, Jamaal Wilkes, Kareem Abdul-Jabbar, Bob McAdoo, Earvin Johnson, Michael Cooper
 Not pictured: Eddie Jordan



Western Conference Champions

1983-84 REGULAR SEASON STATISTICS / GAME-BY-GAME RESULTS

	G	MIN	FG	FGA	PCT	3P	3A	PCT	FT	FTA	PCT	OFF	DEF	TOT	AST	PF	DQ	STL	TO	BLK	PTS	AVG
Abdul-Jabbar	80	2622	716	1238	.578	0	1	.000	285	394	.723	169	418	587	211	211	1	55	221	143	1717	21.5
Johnson	67	2567	441	780	.565	6	29	.207	290	358	.810	99	392	491	875	169	1	150	306	49	1178	17.6
Wilkes	75	2507	542	1055	.514	2	8	.250	208	280	.743	130	210	340	214	205	0	72	137	41	1294	17.3
Worthy	82	2415	495	890	.556	0	6	.000	195	257	.759	157	358	515	207	244	5	77	181	70	1185	14.5
McAdoo	70	1456	352	748	.471	0	5	.000	212	264	.803	82	207	289	74	182	0	42	127	50	916	13.1
Scott	74	1637	334	690	.484	8	34	.235	112	139	.806	50	114	164	177	174	0	81	116	19	788	10.6
McGee	77	1425	347	584	.594	2	12	.167	61	113	.540	117	76	193	81	176	0	49	111	6	757	9.8
Cooper	82	2387	273	549	.497	38	121	.314	155	185	.838	53	209	262	482	267	3	113	148	67	739	9.0
Garrett	41	478	78	152	.513	2	6	.333	30	39	.769	24	47	71	31	62	2	12	34	2	188	4.6
Nater	69	829	124	253	.490	0	1	.000	63	91	.692	81	183	264	27	150	0	25	38	7	311	4.5
Rambis	47	743	63	113	.558	0	0	---	42	66	.636	82	184	266	34	108	0	30	56	14	168	3.6
Spriggs	38	363	44	82	.537	0	2	.000	36	50	.720	16	45	61	30	55	0	12	34	4	124	3.3
Kupchak	34	324	41	108	.380	0	1	.000	22	34	.647	35	52	87	7	46	0	4	22	6	104	3.1
Jordan†	3	27	4	8	.500	0	0	---	1	2	.500	0	4	4	5	0	0	4	8	0	9	3.0

DATE	OPPONENT	BOX SCORE	W / L	DATE	OPPONENT	BOX SCORE	W / L
Oct. 28	@ Kansas City	W 117-107	1-0	Jan. 26	Houston	W 131-102	26-16
Oct. 29	@ Utah	W 120-115	2-0	Jan. 31	Portland	W 129-124	27-16
Nov. 2	@ San Diego	L 106-110	2-1	Feb. 1	@ Denver	W 116-108	28-16
Nov. 5	@ Dallas	L 102-107	2-2	Feb. 3	Utah	W 109-105	29-16
Nov. 8	@ Denver	W 133-124	3-2	Feb. 5	@ San Antonio	W 110-98	30-16
Nov. 9	Dallas	W 120-106	4-2	Feb. 7	@ Indiana	W 106-105	31-16
Nov. 11	Phoenix	W 119-105	5-2	Feb. 8	@ Boston	W 111-109	32-16
Nov. 13	Utah	W 124-118	6-2	Feb. 10	@ Washington	L 93-96	32-17
Nov. 15	Milwaukee	W 126-97	7-2	Feb. 12	Atlanta	W 108-87	33-17
Nov. 17	Cleveland	W 127-114	8-2	Feb. 17	Denver	L 138-141	33-18
Nov. 19	@ Portland	W 117-110	9-2	Feb. 18	@ San Diego	W 120-116	34-18
Nov. 22	Utah	L 126-130 (OT)	9-3	Feb. 21	Seattle	W 128-112	35-18
Nov. 23	@ Seattle	L 98-106	9-4	Feb. 22	@ Seattle	L 114-121	35-19
Nov. 25	New Jersey	W 147-123	10-4	Feb. 24	Boston	W 116-108	36-19
Nov. 27	Chicago	W 103-100	11-4	Feb. 26	@ Philadelphia	W 101-99	37-19
Nov. 29	@ Golden State	W 111-105	12-4	Feb. 28	@ Chicago	W 124-108	38-19
Dec. 2	Dallas	L 118-133	12-5	Feb. 29	@ New Jersey	L 92-102	38-20
Dec. 4	San Diego	W 120-99	13-5	Mar. 2	@ Atlanta	W 98-94	39-20
Dec. 8	Kansas City	W 129-106	14-5	Mar. 4	@ Detroit	W 118-114	40-20
Dec. 11	New York	L 98-109	14-6	Mar. 7	Philadelphia	L 105-113	40-21
Dec. 15	@ Phoenix	L 104-114	14-7	Mar. 9	@ Dallas	W 121-120 (2OT)	41-21
Dec. 16	San Diego	W 122-109	15-7	Mar. 10	Indiana	L 114-126	41-22
Dec. 18	Portland	W 122-115	16-7	Mar. 13	Seattle	W 114-98	42-22
Dec. 20	@ Seattle	W 108-102	17-7	Mar. 15	San Antonio	W 143-124	43-22
Dec. 22	@ Golden State	L 102-109	17-8	Mar. 17	@ Houston	W 123-111	44-22
Dec. 23	Golden State	W 123-116	18-8	Mar. 20	@ Milwaukee	W 99-94	45-22
Dec. 25	@ Portland	L 121-141	18-9	Mar. 21	@ Kansas City	W 123-116	46-22
Dec. 27	Denver	W 118-116	19-9	Mar. 23	Detroit	L 118-121	46-23
Dec. 30	Golden State	L 105-116	19-10	Mar. 25	San Diego	W 114-102	47-23
Jan. 3	@ New York	L 105-117	19-11	Mar. 28	@ San Diego	L 115-122	47-24
Jan. 4	@ Cleveland	W 106-99	20-11	Mar. 29	Houston	W 115-109	48-24
Jan. 6	San Antonio	L 117-124	20-12	Mar. 31	@ Phoenix	W 119-97	49-24
Jan. 8	Houston	L 118-129	20-13	Apr. 1	Golden State	W 121-110	50-24
Jan. 10	@ Houston	W 136-132 (OT)	21-13	Apr. 3	@ San Antonio	L 109-137	50-25
Jan. 12	@ Kansas City	W 95-89	22-13	Apr. 5	@ Utah	W 129-115	51-25
Jan. 13	@ Denver	W 141-134	23-13	Apr. 6	Kansas City	W 112-97	52-25
Jan. 15	Seattle	L 91-102	23-14	Apr. 8	@ Portland	W 119-113	53-25
Jan. 17	Washington	W 108-95	24-14	Apr. 10	@ Golden State	L 115-117	53-26
Jan. 19	@ Phoenix	L 123-138	24-15	Apr. 11	Portland	W 121-108	54-26
Jan. 21	@ San Antonio	L 108-113	24-16	Apr. 13	Dallas	L 103-104	54-27
Jan. 24	Phoenix	W 116-110	25-16	Apr. 15	Phoenix	L 114-123	54-28

† Totals with Lakers only

1984-85 LOS ANGELES LAKERS



62-20 - 1ST IN PACIFIC DIVISION

Head Coach: Pat Riley
Asst. Coaches: Bill Bertka, Dave Wohl
Standing: Byron Scott, Larry Spriggs, James Worthy, Mitch Kupchak, Ronnie Lester
Seated: Mike McGee, Kurt Rambis, Jamaal Wilkes, Kareem Abdull-Jabbar, Bob McAdoo, Earvin Johnson, Michael Cooper
Not pictured: Earl Jones, Chuck Nevitt

NBA Champions

1984-85 REGULAR SEASON STATISTICS / GAME-BY-GAME RESULTS

	G	MIN	FG	FGA	PCT	3P	3A	PCT	FT	FTA	PCT	OFF	DEF	TOT	AST	PF	DQ	STL	TO	BLK	PTS	AVG
Abdul-Jabbar	79	2630	723	1207	.599	0	1	.000	289	395	.732	162	460	622	249	238	3	63	197	162	1735	22.0
Johnson	77	2781	504	899	.561	7	37	.189	391	464	.843	90	386	476	968	155	0	113	305	25	1406	18.3
Worthy	80	2696	610	1066	.572	0	7	.000	190	245	.776	169	342	511	201	196	0	87	198	67	1410	17.6
Scott	81	2305	541	1003	.539	26	60	.433	187	228	.820	57	153	210	244	197	1	100	138	17	1295	16.0
McAdoo	66	1254	284	546	.520	0	1	.000	122	162	.753	79	216	295	67	170	0	18	95	53	690	10.5
McGee	76	1170	329	612	.538	22	61	.361	94	160	.588	97	68	165	71	147	1	39	81	7	774	10.2
Cooper	82	2189	276	593	.465	35	123	.285	115	133	.865	56	199	255	429	208	0	93	156	49	702	8.6
Wilkes	42	761	148	303	.488	0	1	.000	51	66	.773	35	59	94	41	65	0	19	49	3	347	8.3
Spriggs	75	1292	194	354	.548	0	3	.000	112	146	.767	77	150	227	132	195	2	47	115	13	500	6.7
Kupchak	58	716	123	244	.504	0	0	---	60	91	.659	68	116	184	21	104	0	19	48	20	306	5.3
Rambis	82	1617	181	327	.554	0	0	---	68	103	.660	164	364	528	69	211	0	82	97	47	430	5.2
Lester	32	278	34	82	.415	0	1	.000	21	31	.677	4	22	26	80	25	0	15	32	3	89	2.8
Nevitt	11	59	5	17	.294	0	0	---	2	8	.250	5	15	20	3	20	0	0	10	15	12	1.1
Jones	2	7	0	1	.000	0	0	---	0	0	---	0	0	0	0	0	0	0	1	0	0	0.0

DATE	OPPONENT	BOX SCORE	W / L	DATE	OPPONENT	BOX SCORE	W / L
Oct. 27	@ San Antonio	L 112-113	0-1	Jan. 19	@ Golden State	W 139-109	28-14
Oct. 28	@ Dallas	L 96-107	0-2	Jan. 22	L.A. Clippers	W 123-114	29-14
Oct. 30	Golden State	W 144-110	1-2	Jan. 25	Philadelphia	W 109-104	30-14
Nov. 1	@ Seattle	L 103-105	1-3	Jan. 26	@ Utah	L 83-96	30-15
Nov. 2	San Antonio	W 119-100	2-3	Jan. 29	@ Portland	W 122-106	31-15
Nov. 4	Portland	W 124-116	3-3	Jan. 30	Houston	L 113-116	31-16
Nov. 6	Denver	L 130-146	3-4	Feb. 1	New York	W 105-104	32-16
Nov. 8	@ Golden State	L 106-122	3-5	Feb. 2	@ LA Clippers	W 105-96	33-16
Nov. 9	@ Portland	W 130-126	4-5	Feb. 3	Indiana	W 122-100	34-16
Nov. 11	New Jersey	W 121-111	5-5	Feb. 5	@ Houston	W 113-104	35-16
Nov. 16	Kansas City	W 128-116	6-5	Feb. 12	L.A. Clippers	W 121-110	36-16
Nov. 18	Milwaukee	W 96-89	7-5	Feb. 15	Atlanta	W 120-111	37-16
Nov. 20	Phoenix	W 130-108	8-5	Feb. 17	Boston	W 117-111	38-16
Nov. 21	@ Phoenix	W 102-97	9-5	Feb. 19	@ Chicago	W 127-117	39-16
Nov. 24	@ LA Clippers	W 108-103	10-5	Feb. 21	@ Kansas City	W 123-117	40-16
Nov. 25	Seattle	L 94-105	10-6	Feb. 22	@ Indiana	L 113-122	40-17
Nov. 28	@ Utah	W 114-109	11-6	Feb. 24	@ New York	W 119-114	41-17
Nov. 30	Kansas City	W 130-121	12-6	Feb. 26	Houston	W 100-94	42-17
Dec. 2	Chicago	L 112-113	12-7	Feb. 28	@ Phoenix	L 105-117	42-18
Dec. 4	@ Cleveland	W 116-112	13-7	Mar. 2	@ Dallas	W 125-106	43-18
Dec. 5	@ New Jersey	W 104-93	14-7	Mar. 6	Golden State	W 145-119	44-18
Dec. 7	@ Philadelphia	L 116-122	14-8	Mar. 9	Cleveland	W 133-106	45-18
Dec. 8	@ Washington	L 98-101	14-9	Mar. 12	Utah	W 123-106	46-18
Dec. 12	Golden State	W 131-107	15-9	Mar. 13	@ Utah	W 120-105	47-18
Dec. 13	@ Seattle	L 122-124 (OT)	15-10	Mar. 15	San Antonio	W 115-114	48-18
Dec. 16	Washington	W 109-101	16-10	Mar. 16	@ LA Clippers	W 123-112	49-18
Dec. 18	@ Atlanta	W 117-116	17-10	Mar. 19	@ Phoenix	W 130-112	50-18
Dec. 19	@ Houston	W 123-116	18-10	Mar. 22	@ Houston	W 130-107	51-18
Dec. 21	Phoenix	W 119-105	19-10	Mar. 24	Detroit	W 148-130	52-18
Dec. 26	Seattle	W 101-97	20-10	Mar. 26	@ Portland	L 113-116 (OT)	52-19
Dec. 28	@ Denver	W 135-123	21-10	Mar. 27	@ Seattle	W 122-97	53-19
Dec. 29	L.A. Clippers	W 113-107	22-10	Mar. 29	Dallas	W 120-115	54-19
Jan. 4	Portland	W 120-95	23-10	Mar. 31	Phoenix	W 123-98	55-19
Jan. 6	San Antonio	W 99-98	24-10	Apr. 2	@ Denver	W 118-104	56-19
Jan. 8	Denver	L 124-126	24-11	Apr. 3	@ San Antonio	L 108-122	56-20
Jan. 10	Utah	W 120-112	25-11	Apr. 5	Kansas City	W 132-125	57-20
Jan. 11	@ Dallas	W 121-102	26-11	Apr. 7	Portland	W 135-133 (OT)	58-20
Jan. 13	@ Detroit	L 98-121	26-12	Apr. 9	Denver	W 148-119	59-20
Jan. 15	@ Milwaukee	L 105-115	26-13	Apr. 11	@ Golden State	W 137-130	60-20
Jan. 16	@ Boston	L 102-104	26-14	Apr. 12	Seattle	W 145-131	61-20
Jan. 18	Dallas	W 110-92	27-14	Apr. 14	@ Kansas City	W 122-116	62-20

62-20 - 1ST IN PACIFIC DIVISION

Head Coach: Pat Riley
Asst. Coach: Bill Bertka, Randy Pfund
Standing: Byron Scott, A.C. Green, Mitch Kupchak, Chuck Nevitt, Maurice Lucas, Ronnie Lester
Seated: Mike McGee, Kurt Rambis, James Worthy, Kareem Abdul-Jabbar, Larry Spriggs, Michael Cooper, Earvin Johnson
Not pictured: Petur Gudmundsson, Jerome Henderson



1985-86 REGULAR SEASON STATISTICS / GAME-BY-GAME RESULTS

	G	MIN	FG	FGA	PCT	3P	3A	PCT	FT	FTA	PCT	OFF	DEF	TOT	AST	PF	DQ	STL	TO	BLK	PTS	AVG
Abdul-Jabbar	79	2629	755	1338	.564	0	2	.000	336	439	.765	133	345	478	280	248	2	67	203	130	1846	23.4
Worthy	75	2454	629	1086	.579	0	13	.000	242	314	.771	136	251	387	201	195	0	82	149	77	1500	20.0
Johnson	72	2578	483	918	.526	10	43	.233	378	434	.871	85	341	426	907	133	0	113	273	16	1354	18.8
Scott	76	2190	507	989	.513	22	61	.361	138	176	.784	55	134	189	164	167	0	85	110	15	1174	15.4
Lucas	77	1750	302	653	.462	1	2	.500	180	230	.783	164	402	566	84	253	1	45	121	24	785	10.2
Cooper	82	2269	274	606	.452	63	163	.387	147	170	.865	44	200	244	466	238	2	89	151	43	758	9.2
McGee	71	1213	252	544	.463	41	114	.360	42	64	.656	51	89	140	83	131	0	53	70	7	587	8.3
Gudmundsson	8	128	20	37	.541	0	0	---	18	27	.667	17	21	38	3	25	1	3	11	4	58	7.3
Green	82	1542	209	388	.539	1	6	.167	102	167	.611	160	221	381	54	229	2	49	99	49	521	6.4
Kupchak	55	783	124	257	.482	0	1	.000	84	112	.750	69	122	191	17	102	0	12	64	7	332	6.0
Rambis	74	1573	160	269	.595	0	0	---	88	122	.721	156	361	517	69	198	0	66	97	33	408	5.5
Spriggs	43	471	88	192	.458	0	1	.000	38	49	.776	28	53	81	49	78	0	18	54	9	214	5.0
Henderson	1	3	2	3	.667	0	0	---	0	0	---	0	1	1	0	0	0	0	0	0	4	4.0
Lester	27	222	26	52	.500	0	3	.000	15	19	.789	0	10	10	54	27	0	9	42	3	67	2.5
Nevitt*	4	25	3	11	.273	0	0	---	4	6	.667	3	4	7	2	6	0	2	5	2	10	2.5

DATE	OPPONENT	BOX SCORE	W / L	DATE	OPPONENT	BOX SCORE	W / L
Oct. 26	@ San Antonio	W 121-116 (2OT)	1-0	Jan. 25	Denver	L 115-127	32-10
Oct. 29	@ Dallas	W 133-115	2-0	Jan. 28	Milwaukee	W 125-115	33-10
Oct. 31	@ Phoenix	W 144-107	3-0	Jan. 30	@ Portland	W 118-94	34-10
Nov. 2	@ Golden State	W 120-116	4-0	Jan. 31	Philadelphia	W 134-100	35-10
Nov. 5	Cleveland	L 111-129	4-1	Feb. 2	New York	L 96-103	35-11
Nov. 7	@ Utah	W 116-106	5-1	Feb. 4	Dallas	W 110-102	36-11
Nov. 8	Denver	W 128-99	6-1	Feb. 6	@ Houston	W 117-95	37-11
Nov. 12	Utah	W 119-110	7-1	Feb. 11	@ Golden State	L 113-137	37-12
Nov. 14	Portland	W 114-102	8-1	Feb. 12	@ Phoenix	W 126-100	38-12
Nov. 15	@ LA Clippers	W 127-96	9-1	Feb. 14	Atlanta	W 141-117	39-12
Nov. 17	New Jersey	W 138-119	10-1	Feb. 16	Boston	L 99-105	39-13
Nov. 20	L.A. Clippers	W 122-107	11-1	Feb. 19	@ Indiana	W 90-81	40-13
Nov. 21	@ Denver	L 120-121	11-2	Feb. 21	@ New Jersey	L 106-121	40-14
Nov. 23	@ Portland	W 130-113	12-2	Feb. 23	@ Philadelphia	W 117-111 (OT)	41-14
Nov. 24	San Antonio	W 118-102	13-2	Feb. 24	@ Atlanta	L 93-102	41-15
Nov. 29	Seattle	W 108-107	14-2	Feb. 26	@ Dallas	W 119-116	42-15
Dec. 1	Chicago	W 117-113	15-2	Feb. 28	Phoenix	W 115-103	43-15
Dec. 4	@ Utah	W 131-127 (OT)	16-2	Mar. 1	@ Phoenix	L 106-123	43-16
Dec. 6	Houston	W 120-112	17-2	Mar. 3	Golden State	W 127-117	44-16
Dec. 8	Dallas	W 125-119	18-2	Mar. 5	Utah	W 130-84	45-16
Dec. 12	Phoenix	W 127-102	19-2	Mar. 6	@ Golden State	W 112-111	46-16
Dec. 13	@ Denver	L 120-124	19-3	Mar. 8	Sacramento	W 122-121 (2OT)	47-16
Dec. 15	Detroit	W 132-119	20-3	Mar. 9	@ Seattle	W 108-106	48-16
Dec. 17	@ New York	W 105-99	21-3	Mar. 11	L.A. Clippers	W 129-108	49-16
Dec. 18	@ Milwaukee	W 107-105	22-3	Mar. 13	Seattle	W 105-92	50-16
Dec. 20	@ Cleveland	W 128-116	23-3	Mar. 16	Houston	W 116-111	51-16
Dec. 21	@ Washington	W 96-84	24-3	Mar. 18	Portland	W 128-122	52-16
Dec. 26	@ San Antonio	L 91-109	24-4	Mar. 19	@ LA Clippers	L 114-115	52-17
Dec. 28	@ Sacramento	W 133-111	25-4	Mar. 21	@ San Antonio	W 117-109	53-17
Dec. 29	Golden State	L 122-130	25-5	Mar. 22	@ Sacramento	W 115-113	54-17
Jan. 3	Utah	W 110-101	26-5	Mar. 24	San Antonio	W 124-102	55-17
Jan. 5	Washington	W 118-88	27-5	Mar. 25	@ Denver	W 121-115	56-17
Jan. 8	Portland	W 125-121	28-5	Mar. 29	@ Seattle	L 87-88	56-18
Jan. 10	Indiana	W 124-102	29-5	Mar. 30	Golden State	W 124-117	57-18
Jan. 11	@ Seattle	L 99-105	29-6	Apr. 1	Seattle	W 109-104	58-18
Jan. 14	Phoenix	W 143-122	30-6	Apr. 3	Sacramento	W 135-105	59-18
Jan. 16	L.A. Clippers	W 112-96	31-6	Apr. 6	@ Houston	L 103-109	59-19
Jan. 19	@ Detroit	L 115-118	31-7	Apr. 8	@ Portland	W 120-114	60-19
Jan. 20	@ Chicago	W 133-118	32-7	Apr. 10	Houston	W 117-113	61-19
Jan. 22	@ Boston	L 95-110	32-8	Apr. 12	@ Sacramento	W 105-92	62-19
Jan. 24	@ LA Clippers	L 109-120	32-9	Apr. 13	Dallas	L 104-127	62-20

* Did not finish season on Laker roster

1986-87 LOS ANGELES LAKERS



65-17 - 1ST IN PACIFIC DIVISION

Head Coach: Pat Riley
Asst. Coaches: Bill Bertka, Randy Pfund
Standing: Wes Matthews, Billy Thompson, A.C. Green, Mike Smrek, Mychal Thompson, Adrian Branch
Seated: Kurt Rambis, James Worthy, Kareem Abdul-Jabbar, Michael Cooper, Byron Scott, Earvin Johnson
Not pictured: Frank Brickowski

NBA Champions

1986-87 REGULAR SEASON STATISTICS / GAME-BY-GAME RESULTS

	G	MIN	FG	FGA	PCT	3P	3A	PCT	FT	FTA	PCT	OFF	DEF	TOT	AST	PF	DQ	STL	TO	BLK	PTS	AVG
Johnson	80	2904	683	1308	.522	8	39	.205	535	631	.848	122	382	504	977	168	0	138	300	36	1909	23.9
Worthy	82	2819	651	1207	.539	0	13	.000	292	289	.751	158	308	466	226	206	0	108	168	83	1594	19.4
Abdul-Jabbar	78	2441	560	993	.564	1	3	.333	245	343	.714	152	371	523	203	245	2	49	186	97	1366	17.5
Scott	82	2729	554	1134	.489	65	149	.436	224	251	.892	63	223	286	281	163	0	125	144	18	1397	17.0
Green	79	2240	316	587	.538	0	5	.000	220	282	.780	210	405	615	84	171	0	70	102	80	852	10.8
Cooper	82	2253	322	736	.438	89	231	.385	126	148	.851	58	196	254	373	199	1	78	102	43	859	10.5
M. Thompson†	33	680	129	269	.480	0	1	.000	75	101	.743	47	89	136	28	85	1	14	57	30	333	10.1
Rambis	78	1514	163	313	.521	0	0	---	120	157	.764	159	294	453	63	201	1	74	104	41	446	5.7
B. Thompson	59	762	142	261	.544	0	1	.000	48	74	.649	69	102	171	60	148	1	15	61	30	332	5.6
Branch	32	219	48	96	.500	0	2	.000	42	54	.778	23	30	53	16	39	0	16	24	3	138	4.3
Matthews	50	532	89	187	.476	1	3	.333	29	36	.806	13	34	47	100	53	0	23	51	4	208	4.2
Brickowski*	37	404	53	94	.564	0	0	---	40	59	.678	40	57	97	12	105	4	14	25	4	146	3.9
Smrek	35	233	30	60	.500	0	0	---	16	25	.640	13	24	37	5	70	1	4	19	13	76	2.2

DATE	OPPONENT	BOX SCORE	W / L	DATE	OPPONENT	BOX SCORE	W / L
Nov. 1	@ Houston	L 102-112	0-1	Jan. 27	Portland	W 107-100	33-9
Nov. 4	@ Seattle	W 110-96	1-1	Jan. 28	@ Seattle	W 101-125	33-10
Nov. 7	Denver	W 138-116	2-1	Jan. 30	@ Phoenix	W 114-102	34-10
Nov. 9	New York	W 111-88	3-1	Feb. 2	Dallas	L 99-103	34-11
Nov. 12	Seattle	W 122-97	4-1	Feb. 4	Sacramento	W 128-92	35-11
Nov. 16	Sacramento	W 113-111	5-1	Feb. 5	@ Portland	L 104-105	35-12
Nov. 18	@ Dallas	W 114-110	6-1	Feb. 10	@ Sacramento	W 114-98	36-12
Nov. 19	@ San Antonio	W 117-108	7-1	Feb. 13	Indiana	W 113-108	37-12
Nov. 21	New Jersey	W 111-95	8-1	Feb. 15	Boston	W 106-103	38-12
Nov. 23	Milwaukee	W 127-117	9-1	Feb. 17	Washington	L 99-114	38-13
Nov. 25	Atlanta	L 107-113	9-2	Feb. 18	@ Denver	W 128-122	39-13
Nov. 26	@ LA Clippers	W 126-92	10-2	Feb. 20	@ Chicago	W 110-100	40-13
Nov. 28	Chicago	W 110-103	11-2	Feb. 22	@ Philadelphia	W 112-110 (OT)	41-13
Nov. 30	LA Clippers	W 137-115	12-2	Feb. 24	@ Phoenix	W 97-93	42-13
Dec. 4	@ Golden State	L 106-116	12-3	Feb. 25	Phoenix	W 99-91	43-13
Dec. 5	Dallas	W 112-104	13-3	Feb. 27	Golden State	W 121-109	44-13
Dec. 7	Golden State	W 132-100	14-3	Feb. 28	@ Utah	L 100-107	44-14
Dec. 9	@ New York	W 113-87	15-3	Mar. 3	@ Golden State	W 114-109	45-14
Dec. 10	@ Milwaukee	L 93-116	15-4	Mar. 4	Seattle	W 138-124	46-14
Dec. 12	@ Boston	W 117-110	16-4	Mar. 7	Cleveland	W 122-118	47-14
Dec. 13	@ Detroit	L 114-119	16-5	Mar. 9	@ LA Clippers	W 136-114	48-14
Dec. 16	@ Cleveland	W 121-116	17-5	Mar. 10	Denver	W 143-107	49-14
Dec. 18	Portland	W 131-115	18-5	Mar. 12	Portland	W 125-116	50-14
Dec. 20	@ Dallas	L 119-130	18-6	Mar. 15	L.A. Clippers	W 115-101	51-14
Dec. 21	@ Houston	W 103-96	19-6	Mar. 18	Utah	W 111-97	52-14
Dec. 23	@ Sacramento	W 127-117 (OT)	20-6	Mar. 20	San Antonio	W 147-115	53-14
Dec. 26	Houston	W 134-111	21-6	Mar. 22	Sacramento	W 129-121	54-14
Dec. 28	Philadelphia	W 111-85	22-6	Mar. 24	@ Phoenix	L 93-108	54-15
Jan. 1	@ Portland	W 140-104	23-6	Mar. 26	Detroit	W 128-111	55-15
Jan. 2	Phoenix	W 155-118	24-6	Mar. 28	@ Houston	W 123-109	56-15
Jan. 4	Utah	W 121-113	25-6	Mar. 31	Houston	W 111-96	57-15
Jan. 7	Denver	W 147-109	26-6	Apr. 2	@ Seattle	W 117-114	58-15
Jan. 8	@ Utah	L 101-107	26-7	Apr. 3	@ Portland	W 127-121	59-15
Jan. 10	@ Golden State	L 109-124	26-8	Apr. 5	@ Denver	W 126-118	60-15
Jan. 11	San Antonio	W 111-109	27-8	Apr. 6	L.A. Clippers	W 135-112	61-15
Jan. 15	Golden State	W 129-109	28-8	Apr. 9	@ L.A. Clippers	W 118-100	62-15
Jan. 18	@ Washington	W 115-101	29-8	Apr. 10	San Antonio	W 131-121	63-15
Jan. 19	@ New Jersey	W 126-115	30-8	Apr. 12	Phoenix	W 119-104	64-15
Jan. 21	@ Atlanta	W 112-109	31-8	Apr. 16	@ Utah	W 110-97	65-15
Jan. 22	@ Indiana	W 118-108	32-8	Apr. 17	@ San Antonio	L 103-115	65-16
Jan. 24	@ Dallas	L 117-132	32-9	Apr. 19	Seattle	L 104-110	65-17

* Did not finish season on Laker roster;
 † Totals with Lakers only

62-20 - 1ST IN PACIFIC DIVISION

Head Coach: Pat Riley
 Asst. Coaches: Bill Bertka, Randy Pfund
 Standing: Wes Matthews, Billy Thompson, A.C. Green, Mike Smrek, Mychal Thompson, Jeff Lamp, Milt Wagner
 Seated: Kurt Rambis, James Worthy, Kareem Abdul-Jabbar, Michael Cooper, Byron Scott, Earvin Johnson
 Not pictured: Tony Campbell, Ray Tolbert



NBA Champions


1987-88 REGULAR SEASON STATISTICS / GAME-BY-GAME RESULTS

	G	MIN	FG	FGA	PCT	3P	3A	PCT	FT	FTA	PCT	OFF	DEF	TOT	AST	PF	DQ	STL	TO	BLK	PTS	AVG
Scott	81	3048	710	1348	.527	62	179	.346	272	317	.858	76	257	333	335	204	2	155	161	27	1754	21.7
Worthy	75	2655	617	1161	.531	2	16	.125	242	304	.796	129	245	374	289	175	1	72	155	55	1478	19.7
Johnson	72	2637	490	996	.492	11	56	.196	417	489	.853	88	361	449	858	147	0	114	269	13	1408	19.6
Abdul-Jabbar	80	2308	480	903	.532	0	1	.000	205	269	.762	118	360	478	135	216	1	48	159	92	1165	14.6
M. Thompson	80	2007	370	722	.512	0	3	.000	185	292	.634	198	291	489	66	251	0	38	113	79	925	11.6
Green	82	2636	322	640	.503	0	2	.000	293	379	.773	245	465	710	93	204	1	87	120	45	937	11.4
Campbell	13	242	57	101	.564	1	3	.333	28	39	.718	8	19	27	15	41	0	11	26	2	143	11.0
Cooper	61	1793	189	482	.392	57	178	.320	97	113	.858	50	178	228	289	136	1	66	101	26	532	8.7
Matthews	51	706	114	248	.460	7	30	.233	54	65	.831	16	50	66	138	65	0	25	69	3	289	5.7
Rambis	70	845	102	186	.548	0	0	---	73	93	.785	103	165	268	54	103	0	39	59	13	277	4.0
Wagner	40	380	62	147	.422	2	10	.200	26	29	.897	4	24	28	61	42	0	6	22	4	152	3.8
Tolbert†	14	82	16	28	.571	0	0	---	10	13	.769	9	11	20	5	14	0	3	11	3	42	3.0
Smrek	48	421	44	103	.427	0	0	---	44	66	.667	27	58	85	8	105	3	7	30	42	132	2.8
B. Thompson	9	38	3	13	.231	0	0	---	8	10	.800	2	7	9	1	11	0	1	6	0	14	1.6
Lamp	3	7	0	0	---	0	0	---	2	2	1.00	0	0	0	0	1	0	0	0	0	2	0.7

DATE	OPPONENT	BOX SCORE	W / L	DATE	OPPONENT	BOX SCORE	W / L
Nov. 6	Seattle	W 113-109	1-0	Feb. 2	Chicago	W 110-101	34-8
Nov. 8	Houston	W 101-92	2-0	Feb. 4	@ LA Clippers	W 117-86	35-8
Nov. 10	@ San Antonio	W 133-124	3-0	Feb. 9	Indiana	L 108-110	35-9
Nov. 12	L.A. Clippers	W 111-82	4-0	Feb. 11	@ Denver	W 120-108	36-9
Nov. 14	@ Golden State	W 118-110	5-0	Feb. 12	@ San Antonio	W 133-132	37-9
Nov. 15	San Antonio	W 147-130	6-0	Feb. 14	Boston	W 115-106	38-9
Nov. 17	Portland	W 142-115	7-0	Feb. 16	L.A. Clippers	W 119-100	39-9
Nov. 20	Dallas	W 119-116	8-0	Feb. 18	@ Houston	W 111-96	40-9
Nov. 22	Milwaukee	L 116-124 (OT)	8-1	Feb. 19	@ Atlanta	W 126-119 (OT)	41-9
Nov. 24	@ Seattle	L 85-103	8-2	Feb. 21	Detroit	W 117-110	42-9
Nov. 27	Denver	W 127-119	9-2	Feb. 23	Washington	W 111-100	43-9
Dec. 1	@ Sacramento	W 125-120 (OT)	10-2	Feb. 26	Utah	W 112-105	44-9
Dec. 2	Portland	L 104-117	10-3	Feb. 28	Phoenix	W 111-97	45-9
Dec. 4	@ Milwaukee	L 83-85	10-4	Mar. 1	@ Seattle	L 100-114	45-10
Dec. 5	@ Cleveland	L 95-97	10-5	Mar. 4	Golden State	W 120-107	46-10
Dec. 8	@ New Jersey	W 98-81	11-5	Mar. 6	@ Dallas	W 108-97	47-10
Dec. 9	@ Washington	L 112-120 (OT)	11-6	Mar. 7	@ Philadelphia	W 110-104	48-10
Dec. 11	@ Boston	W 115-114	12-6	Mar. 9	@ New York	W 104-99	49-10
Dec. 13	Cleveland	W 90-89	13-6	Mar. 10	@ Chicago	L 107-128	49-11
Dec. 15	Phoenix	W 122-97	14-6	Mar. 12	Dallas	L 101-110	49-12
Dec. 17	@ Golden State	W 113-106	15-6	Mar. 14	New Jersey	W 115-105	50-12
Dec. 19	@ LA Clippers	W 108-97	16-6	Mar. 15	@ Portland	L 95-112	50-13
Dec. 20	Seattle	W 103-94	17-6	Mar. 19	@ Phoenix	L 95-102	50-14
Dec. 23	Sacramento	W 117-103	18-6	Mar. 20	@ Golden State	W 130-127	51-14
Dec. 26	@ Utah	W 117-109	19-6	Mar. 22	Houston	W 117-95	52-14
Dec. 29	Philadelphia	W 131-115	20-6	Mar. 25	Denver	L 119-120	52-15
Jan. 3	@ Portland	W 98-81	21-6	Mar. 26	@ Sacramento	L 92-114	52-16
Jan. 4	San Antonio	W 113-115	22-6	Mar. 29	Utah	W 122-111	53-16
Jan. 6	Dallas	W 103-89	23-6	Apr. 2	@ Utah	L 92-106	53-17
Jan. 8	@ Detroit	W 106-104	24-6	Apr. 3	Sacramento	W 108-104	54-17
Jan. 9	@ Indiana	W 101-98	25-6	Apr. 5	Seattle	W 94-90	55-17
Jan. 12	Golden State	W 117-113	26-6	Apr. 8	L.A. Clippers	W 126-107	56-17
Jan. 13	@ LA Clippers	L 109-110 (OT)	26-7	Apr. 9	@ Portland	L 109-119	56-18
Jan. 16	@ Phoenix	W 107-96	27-7	Apr. 12	Portland	W 109-103	57-18
Jan. 18	Houston	W 121-110	28-7	Apr. 13	@ Denver	L 106-120	57-19
Jan. 21	@ Denver	L 113-115	28-8	Apr. 15	Phoenix	W 117-114	58-19
Jan. 22	New York	W 113-112	29-8	Apr. 17	@ Houston	L 119-127	58-20
Jan. 24	@ Seattle	W 116-109	30-8	Apr. 19	@ San Antonio	W 133-126	59-20
Jan. 26	Utah	W 111-100	31-8	Apr. 20	@ Dallas	W 114-107	60-20
Jan. 28	@ Sacramento	W 115-94	32-8	Apr. 22	@ Phoenix	W 117-112	61-20
Jan. 29	Atlanta	W 117-107	33-8	Apr. 24	Golden State	W 136-100	62-20

† Totals with Lakers only.

1988-89 LOS ANGELES LAKERS



57-25 - 1ST IN PACIFIC DIVISION

Head Coach: Pat Riley
Asst. Coaches: Bill Bertka, Randy Pfund
Standing: Tony Campbell, Orlando Woolridge, Mark McNamara, Mychal Thompson, Jeff Lamp, David Rivers
Seated: A.C. Green, James Worthy, Kareem Abdul-Jabbar, Michael Cooper, Byron Scott, Earvin Johnson

Western Conference Champions

1988-89 REGULAR SEASON STATISTICS / GAME-BY-GAME RESULTS

	G	MIN	FG	FGA	PCT	3P	3A	PCT	FT	FTA	PCT	OFF	DEF	TOT	AST	PF	DQ	STL	TO	BLK	PTS	AVG
Johnson	77	2886	579	1137	.509	59	188	.314	513	563	.911	111	496	607	988	172	0	138	312	22	1730	22.5
Worthy	81	2960	702	1282	.548	2	23	.087	251	321	.782	169	320	489	288	175	0	108	182	56	1657	20.5
Scott	74	2605	588	1198	.491	77	193	.399	195	226	.863	72	230	302	231	181	1	114	157	27	1448	19.6
Green	82	2510	401	758	.529	4	17	.235	282	359	.786	258	481	739	103	172	0	94	119	55	1088	13.3
Abdul-Jabbar	74	1695	313	659	.475	0	3	.000	122	165	.739	103	231	334	74	196	1	38	95	85	748	10.1
Woolridge	74	1491	231	494	.468	0	1	.000	253	343	.738	81	189	270	58	130	0	30	103	65	715	9.7
Thompson	80	1994	291	521	.559	0	1	.000	156	230	.678	157	310	467	48	224	0	58	97	59	738	9.2
Cooper	80	1943	213	494	.431	80	210	.381	81	93	.871	33	158	191	314	186	0	72	94	32	587	7.3
Campbell	63	787	158	345	.458	2	21	.095	70	83	.843	53	77	130	47	108	0	37	62	6	388	6.2
Rivers	47	440	49	122	.402	1	6	.167	35	42	.833	13	30	43	106	50	0	23	61	9	134	2.9
McNamara	39	318	32	64	.500	0	0	---	49	78	.628	38	62	100	10	51	0	4	24	3	113	2.9
Lamp	37	176	27	69	.391	2	4	.500	4	5	.800	6	28	34	15	27	0	8	16	2	60	1.6

DATE	OPPONENT	BOX SCORE	W / L	DATE	OPPONENT	BOX SCORE	W / L
Nov. 4	@ Dallas	W 116-113	1-0	Jan. 29	@ Dallas	W 118-93	29-13
Nov. 5	@ San Antonio	L 107-122	1-1	Jan. 31	@ Houston	W 125-114	30-13
Nov. 8	@ Golden State	W 114-102	2-1	Feb. 1	@ Phoenix	L 97-114	30-14
Nov. 9	Denver	W 128-110	3-1	Feb. 3	Portland	W 140-129	31-14
Nov. 11	Seattle	W 114-103	4-1	Feb. 5	New Jersey	W 134-116	32-14
Nov. 15	@ Denver	W 148-146 (2 OT)	5-1	Feb. 8	Golden State	L 118-121	32-15
Nov. 17	@ Seattle	L 98-101	5-2	Feb. 14	Detroit	L 103-111	32-16
Nov. 18	Portland	W 106-105	6-2	Feb. 16	@ Portland	W 110-101	33-16
Nov. 22	@ New York	W 110-98	7-2	Feb. 19	Boston	W 119-110	34-16
Nov. 23	@ Miami	W 138-91	8-2	Feb. 20	@ Sacramento	W 100-97	35-16
Nov. 26	@ Detroit	L 99-102	8-3	Feb. 22	@ Utah	L 79-105	35-17
Nov. 28	@ Philadelphia	W 109-104	9-3	Feb. 24	Sacramento	W 115-103	36-17
Nov. 30	Seattle	W 110-106	10-3	Feb. 26	Phoenix	W 134-122	37-17
Dec. 2	Utah	W 113-92	11-3	Mar. 1	Golden State	W 142-121	38-17
Dec. 4	Washington	W 119-112 (OT)	12-3	Mar. 3	Indiana	W 139-117	39-17
Dec. 6	@ L.A. Clippers	W 111-102	13-3	Mar. 5	@ Houston	L 83-88	39-18
Dec. 7	Phoenix	W 125-111	14-3	Mar. 7	@ Atlanta	W 106-97	40-18
Dec. 10	@ Indiana	W 112-105	15-3	Mar. 8	@ Miami	W 127-87	41-18
Dec. 11	@ Milwaukee	L 94-95	15-4	Mar. 10	@ Charlotte	W 123-90	42-18
Dec. 13	@ Cleveland	W 111-102	16-4	Mar. 12	@ Golden State	W 126-115	43-18
Dec. 14	@ New Jersey	L 113-118 (OT)	16-5	Mar. 13	Houston	W 97-96	44-18
Dec. 16	@ Boston	L 96-110	16-6	Mar. 17	Dallas	W 106-103	45-18
Dec. 18	@ Washington	L 110-115	16-7	Mar. 19	Atlanta	L 111-113	45-19
Dec. 20	@ Chicago	L 103-116	16-8	Mar. 21	Chicago	L 103-104	45-20
Dec. 23	Sacramento	W 120-102	17-8	Mar. 23	@ Sacramento	W 115-92	46-20
Dec. 25	@ Utah	L 87-101	17-9	Mar. 26	Phoenix	W 118-116	47-20
Dec. 26	@ Phoenix	L 96-111	17-10	Mar. 28	@ Phoenix	L 104-127	47-21
Dec. 28	Philadelphia	W 128-123	18-10	Mar. 30	San Antonio	W 138-98	48-21
Dec. 30	L.A. Clippers	W 124-109	19-10	Apr. 1	@ Denver	L 108-114 (OT)	48-22
Jan. 3	@ Seattle	L 106-116	19-11	Apr. 2	Milwaukee	W 118-117	49-22
Jan. 4	Portland	W 133-120	20-11	Apr. 4	@ Seattle	W 115-97	50-22
Jan. 6	Miami	W 118-86	21-11	Apr. 7	Utah	L 97-99	50-23
Jan. 8	San Antonio	W 126-96	22-11	Apr. 8	@ Golden State	L 116-122	50-24
Jan. 10	@ Sacramento	L 97-106	22-12	Apr. 10	L.A. Clippers	W 133-116	51-24
Jan. 13	Cleveland	W 116-95	23-12	Apr. 12	@ San Antonio	W 107-100	52-24
Jan. 15	@ L.A. Clippers	W 116-95	24-12	Apr. 15	@ L.A. Clippers	L 107-119	52-25
Jan. 16	Houston	W 124-113	25-12	Apr. 16	Miami	W 121-108	53-25
Jan. 18	L.A. Clippers	W 111-90	26-12	Apr. 18	Denver	W 142-118	54-25
Jan. 20	Dallas	W 115-99	27-12	Apr. 20	Sacramento	W 118-115	55-25
Jan. 24	New York	L 117-122	27-13	Apr. 21	@ Portland	W 121-114	56-25
Jan. 27	Charlotte	W 114-97	28-13	Apr. 23	Seattle	W 121-117	57-25

63-19 - 1ST IN PACIFIC DIVISION

Head Coach: Pat Riley
Asst. Coaches: Bill Bertka, Randy Pfund, Jim Eyen
Standing: Mel McCants, Orlando Woolridge, Vlade Divac, Mike Higgins, Mark McNamara, Jay Vincent, Larry Drew
Seated: A.C. Green, James Worthy, Mychal Thompson, Michael Cooper, Byron Scott, Earvin Johnson
Not pictured: Steve Bucknall, Jawann Oldham



1989-90 REGULAR SEASON STATISTICS / GAME-BY-GAME RESULTS

	G	MIN	FG	FGA	PCT	3P	3A	PCT	FT	FTA	PCT	OFF	DEF	TOT	AST	PF	DQ	STL	TO	BLK	PTS	AVG
Johnson	79	2937	546	1138	.480	106	276	.384	567	637	.890	128	394	522	907	167	1	132	289	34	1765	22.3
Worthy	80	2960	711	1298	.548	15	49	.306	248	317	.782	160	318	478	288	190	0	99	160	49	1685	21.1
Scott	77	2593	472	1005	.470	93	220	.423	160	209	.766	51	191	242	274	180	2	77	122	31	1197	15.5
Green	82	2709	385	806	.478	13	46	.283	278	370	.751	262	450	712	90	207	0	66	116	50	1061	12.9
Woolridge	62	1421	306	550	.556	0	5	.000	176	240	.733	49	136	185	96	160	2	39	73	46	788	12.7
Thompson	70	1883	281	562	.500	0	0	---	144	204	.706	173	304	477	43	207	0	33	79	73	706	10.1
Divac	82	1611	274	549	.499	0	5	.000	153	216	.708	167	345	512	75	240	2	79	110	114	701	8.5
Cooper	80	1851	191	493	.387	50	157	.318	83	94	.883	59	168	227	215	206	1	67	91	36	515	6.4
Drew	80	1333	170	383	.444	32	81	.395	46	60	.767	12	86	98	217	92	0	47	95	4	418	5.2
Vincent†	24	200	41	78	.526	0	1	.000	8	12	.667	7	19	26	10	29	0	8	19	3	90	3.8
McNamara	33	190	38	86	.442	0	0	---	26	40	.650	22	41	63	3	11	1	2	21	1	102	3.1
McCants	13	65	8	26	.308	0	0	---	6	8	.750	1	5	6	2	31	0	3	1	1	22	1.7
Oldham†	3	9	2	3	.667	0	0	---	1	2	.500	0	1	1	1	3	0	0	1	0	5	1.7
Bucknall	18	75	9	33	.273	0	1	.000	5	6	.833	5	2	7	10	10	0	2	11	1	23	1.3
Higgins*	6	18	0	0	---	0	0	---	1	2	.500	1	0	1	1	4	0	1	0	2	1	0.2

DATE	OPPONENT	BOX SCORE	W / L	DATE	OPPONENT	BOX SCORE	W / L
Nov. 3	@ Dallas	W 102-94	1-0	Jan. 30	@ LA Clippers	L 104-121	31-11
Nov. 4	@ San Antonio	L 98-106	1-1	Feb. 2	Atlanta	W 112-106	32-11
Nov. 7	Phoenix	W 111-107	2-1	Feb. 4	New Jersey	W 121-105	33-11
Nov. 9	@ Golden State	W 106-95	3-1	Feb. 6	@ Portland	W 121-119 (OT)	34-11
Nov. 10	Charlotte	W 106-100	4-1	Feb. 7	Chicago	W 121-103	35-11
Nov. 12	Dallas	W 107-98	5-1	Feb. 14	Portland	L 128-132 (2OT)	35-12
Nov. 15	Indiana	W 117-94	6-1	Feb. 15	@ Sacramento	W 101-92	36-12
Nov. 17	Denver	W 119-105	7-1	Feb. 18	Boston	W 116-110	37-12
Nov. 19	Washington	W 120-115	8-1	Feb. 20	@ San Antonio	W 115-114 (OT)	38-12
Nov. 25	@ Utah	W 92-86	9-1	Feb. 21	@ Denver	W 113-111	39-12
Nov. 26	San Antonio	W 132-112	10-1	Feb. 23	Philadelphia	W 122-116	40-12
Nov. 28	@ Houston	L 104-110	10-2	Feb. 25	Utah	L 103-104	40-13
Nov. 30	@ Sacramento	W 109-93	11-2	Feb. 28	@ Seattle	W 112-107	41-13
Dec. 1	Detroit	L 97-108 (OT)	11-3	Mar. 2	Cleveland	W 124-93	42-13
Dec. 3	New York	W 115-104	12-3	Mar. 4	Minnesota	W 115-96	43-13
Dec. 5	LA Clippers	W 111-103	13-3	Mar. 6	@ Houston	L 95-112	43-14
Dec. 7	Phoenix	W 100-96	14-3	Mar. 7	@ Dallas	W 103-91	44-14
Dec. 9	@ Washington	L 101-103	14-4	Mar. 9	Golden State	W 131-115	45-14
Dec. 10	@ Orlando	L 103-108	14-5	Mar. 11	@ Atlanta	W 123-115	46-14
Dec. 12	@ Charlotte	W 103-89	15-5	Mar. 12	@ Charlotte	W 107-102	47-14
Dec. 13	@ Miami	W 102-75	16-5	Mar. 14	@ Philadelphia	L 110-116	47-15
Dec. 15	@ Boston	W 119-110	17-5	Mar. 15	@ Cleveland	L 96-112	47-16
Dec. 16	@ New Jersey	W 99-92	18-5	Mar. 17	@ Minnesota	W 101-99	48-16
Dec. 19	@ Chicago	L 83-93	18-6	Mar. 20	Charlotte	W 109-97	49-16
Dec. 20	@ Minnesota	W 106-97 (OT)	19-6	Mar. 23	LA Clippers	W 110-102	50-16
Dec. 26	Sacramento	W 104-102	20-6	Mar. 25	Seattle	W 116-94	51-16
Dec. 29	Golden State	W 130-111	21-6	Mar. 27	@ Portland	L 111-130	51-17
Jan. 3	Denver	W 114-98	22-6	Mar. 28	@ LA Clippers	W 106-99	52-17
Jan. 6	@ Golden State	L 131-133	22-7	Mar. 30	Portland	W 135-106	53-17
Jan. 7	Miami	W 132-93	23-7	Apr. 1	Utah	W 119-103	54-17
Jan. 9	@ Phoenix	L 118-121 (OT)	23-8	Apr. 5	Sacramento	W 110-103	55-17
Jan. 10	Orlando	W 121-106	24-8	Apr. 6	@ Phoenix	W 103-99	56-17
Jan. 12	Houston	W 107-98	25-8	Apr. 8	@ Denver	W 116-109	57-17
Jan. 15	Sacramento	W 111-91	26-8	Apr. 9	Dallas	W 113-106	58-17
Jan. 17	Seattle	W 100-90	27-8	Apr. 12	@ Utah	L 104-107	58-18
Jan. 19	@ Milwaukee	L 102-103	27-9	Apr. 13	Golden State	W 131-119	59-18
Jan. 21	@ Detroit	W 107-97	28-9	Apr. 15	Houston	W 113-102	60-18
Jan. 23	@ New York	W 118-97	29-9	Apr. 17	@ Seattle	W 102-101	61-18
Jan. 24	@ Indiana	W 120-111	30-9	Apr. 19	Minnesota	W 113-89	62-18
Jan. 26	Milwaukee	W 100-91	31-9	Apr. 21	@ LA Clippers	W 125-115	63-18
Jan. 29	San Antonio	L 84-86	31-10	Apr. 22	@ Portland	L 86-130	63-19

*Did not finish season on Laker roster.
 † Totals with Lakers only.

1990-91 LOS ANGELES LAKERS



58-24 - 2ND IN PACIFIC DIVISION

Head Coach: Mike Dunleavy
 Asst. Coaches: Bill Bertka, Randy Pfund, Jim Eyen
 Standing: Terry Teagle, Sam Perkins, Vlade Divac, Elden Campbell, Irving Thomas, Tony Smith
 Seated: A.C. Green, James Worthy, Mychal Thompson, Earvin Johnson, Byron Scott, Larry Drew
 Not pictured: Tony Brown

Western Conference Champions

1990-91 REGULAR SEASON STATISTICS / GAME-BY-GAME RESULTS


	G	MIN	FG	FGA	PCT	3P	3A	PCT	FT	FTA	PCT	OFF	DEF	TOT	AST	PF	DQ	STL	TO	BLK	PTS	AVG
Worthy	78	3008	716	1455	.492	26	90	.289	212	266	.797	107	249	356	275	117	0	104	127	35	1670	21.4
Johnson	79	2933	466	976	.477	80	250	.320	519	573	.906	105	446	551	989	150	0	102	314	17	1314	19.4
Scott	82	2630	501	1051	.477	71	219	.324	118	148	.797	54	192	246	177	146	0	95	85	21	1191	14.5
Perkins	73	2504	368	744	.495	18	64	.281	229	279	.821	167	371	538	108	247	2	64	103	78	983	13.5
Divac	82	2310	360	637	.565	5	14	.357	196	279	.703	205	461	666	92	247	3	106	146	127	921	11.2
Teagle	82	1498	335	757	.443	0	9	.000	145	177	.819	82	99	181	82	165	1	31	83	8	815	9.9
Green	82	2164	258	542	.476	11	55	.200	223	302	.738	201	315	516	71	117	0	59	99	23	750	9.1
Thompson	72	1077	113	228	.496	0	2	.000	62	88	.705	74	154	228	21	112	0	23	47	23	288	4.0
Smith	64	695	97	220	.441	0	7	.000	40	57	.702	24	47	71	135	80	0	28	69	12	234	3.7
Drew	48	496	54	125	.432	14	33	.424	17	22	.773	5	29	34	118	40	0	15	49	1	139	2.9
Campbell	52	380	56	123	.455	0	0	---	32	49	.653	40	56	96	10	71	1	11	16	38	144	2.8
Thomas	26	108	17	50	.340	0	0	---	12	21	.571	14	17	31	10	24	0	4	13	1	46	1.8
Brown*	7	27	2	3	.667	1	1	1.00	0	0	---	0	4	4	3	8	0	0	4	0	5	0.7

DATE	OPPONENT	BOX SCORE	W / L	DATE	OPPONENT	BOX SCORE	W / L
Nov. 3	@ San Antonio	L 99-110	0-1	Jan. 29	New Jersey	W 110-89	31-11
Nov. 6	Portland	L 123-125 (OT)	0-2	Jan. 31	Atlanta	W 116-103	32-11
Nov. 9	Sacramento	W 100-86	1-2	Feb. 1	@ LA Clippers	W 106-92	33-11
Nov. 11	New York	L 103-109	1-3	Feb. 3	Chicago	W 99-86	34-11
Nov. 13	Phoenix	L 111-112	1-4	Feb. 5	LA Clippers	W 116-102	35-11
Nov. 15	@ Houston	W 108-103 (OT)	2-4	Feb. 12	@ Phoenix	L 95-99	35-12
Nov. 16	@ Dallas	L 86-99	2-5	Feb. 13	Minnesota	W 120-106	36-12
Nov. 18	Golden State	W 115-93	3-5	Feb. 15	Boston	L 85-98	36-13
Nov. 19	@ Denver	W 122-105	4-5	Feb. 17	Portland	W 106-96	37-13
Nov. 21	Denver	W 141-121	5-5	Feb. 19	@ Houston	W 112-103	38-13
Nov. 24	Orlando	W 115-89	6-5	Feb. 21	@ Dallas	W 106-92	39-13
Nov. 28	San Antonio	W 97-80	7-5	Feb. 22	@ Atlanta	L 102-111	39-14
Dec. 1	@ Phoenix	W 108-98	8-5	Feb. 24	@ Detroit	W 102-96 (OT)	40-14
Dec. 4	Detroit	W 114-90	9-5	Feb. 25	@ Philadelphia	L 90-92	40-15
Dec. 6	@ Minnesota	W 83-73	10-5	Feb. 28	@ Denver	W 121-108	41-15
Dec. 7	@ Utah	L 79-101	10-6	Mar. 1	Orlando	W 115-101	42-15
Dec. 9	Washington	W 106-99	11-6	Mar. 3	Houston	L 95-104	42-16
Dec. 12	Dallas	L 97-112 (OT)	11-7	Mar. 5	@ Minnesota	L 85-94	42-17
Dec. 15	@ Golden State	W 111-109	12-7	Mar. 7	@ Milwaukee	L 94-99	42-18
Dec. 16	Indiana	W 115-112	13-7	Mar. 9	@ Washington	W 87-72	43-18
Dec. 18	@ New York	W 100-97	14-7	Mar. 10	@ Orlando	W 115-101	44-18
Dec. 19	@ Cleveland	L 74-84	14-8	Mar. 12	@ Miami	W 102-95	45-18
Dec. 21	@ Chicago	L 103-114	14-9	Mar. 15	Denver	W 127-117	46-18
Dec. 23	Minnesota	W 118-94	15-9	Mar. 17	San Antonio	W 98-91	47-18
Dec. 26	@ LA Clippers	W 108-99	16-9	Mar. 19	LA Clippers	W 119-105	48-18
Dec. 30	Philadelphia	W 115-107	17-9	Mar. 20	@ Seattle	L 106-114	48-19
Jan. 3	@ Portland	W 108-104	18-9	Mar. 22	Milwaukee	L 92-99	48-20
Jan. 4	@ Golden State	L 99-115	18-10	Mar. 24	Seattle	W 113-96	49-20
Jan. 6	Golden State	W 135-108	19-10	Mar. 25	@ Sacramento	W 99-89	50-20
Jan. 8	@ Seattle	L 88-96	19-11	Mar. 29	Portland	L 105-109 (OT)	50-21
Jan. 9	Utah	W 108-85	20-11	Mar. 31	Sacramento	W 115-87	51-21
Jan. 11	Cleveland	W 105-93	21-11	Apr. 2	@ San Antonio	W 122-115	52-21
Jan. 13	Houston	W 116-97	22-11	Apr. 4	@ Phoenix	W 102-98	53-21
Jan. 15	Charlotte	W 128-103	23-11	Apr. 5	Miami	W 108-87	54-21
Jan. 17	@ Sacramento	W 93-78	24-11	Apr. 7	Phoenix	W 93-85	55-21
Jan. 18	Seattle	W 105-96	25-11	Apr. 11	Utah	W 110-95	56-21
Jan. 21	@ Indiana	W 120-114	26-11	Apr. 13	@ Portland	L 113-118	56-22
Jan. 22	@ Orlando	W 116-96	27-11	Apr. 15	Dallas	W 112-106	57-22
Jan. 24	@ Charlotte	W 113-93	28-11	Apr. 17	@ Golden State	L 111-118	57-23
Jan. 25	@ New Jersey	W 108-103 (OT)	29-11	Apr. 20	@ Utah	L 93-107	57-24
Jan. 27	@ Boston	W 104-87	30-11	Apr. 21	Seattle	W 103-100	58-24

* Did not finish season on Laker roster

43-39 - 6TH IN PACIFIC DIVISION

Head Coach: Mike Dunleavy
 Asst. Coaches: Bill Bertka, Randy Pfund, Jim Eyen
 Standing: Terry Teagle, Sam Perkins, Vlade Divac, Elden Campbell, Keith Owens, Tony Smith
 Seated: A.C. Green, Chucky Brown, James Worthy, Sedale Threatt, Byron Scott, Rory Sparrow
 Not pictured: Demetrius Calip, Jack Haley, Cliff Robinson



1991-92 REGULAR SEASON STATISTICS / GAME-BY-GAME RESULTS

	G	MIN	FG	FGA	PCT	3P	3A	PCT	FT	FTA	PCT	OFF	DEF	TOT	AST	PF	DQ	STL	TO	BLK	PTS	AVG
Worthy	54	2108	450	1007	.447	9	43	.209	166	204	814	98	207	305	252	89	0	76	127	23	1075	19.9
Perkins	63	2332	361	803	.450	15	69	.217	304	372	817	192	364	556	141	192	1	64	83	62	1041	16.5
Threatt	82	3070	509	1041	.489	20	62	.323	202	243	831	43	210	253	593	231	1	168	182	16	1240	15.1
Scott	82	2679	460	1005	.458	54	157	.344	244	291	838	74	236	310	226	141	0	105	119	28	1218	14.9
Green	82	2902	382	803	.476	12	56	.214	340	457	744	306	456	762	117	141	0	91	111	36	1111	13.6
Divac	36	979	157	317	.495	5	19	.263	86	112	768	87	160	247	60	114	3	55	88	35	405	11.3
Teagle	82	1602	364	805	.452	1	4	.250	151	197	766	91	92	183	113	148	0	66	114	9	880	10.7
Campbell	81	1876	220	491	.448	0	2	.000	138	223	619	155	268	423	59	203	1	53	73	159	578	7.1
Smith	63	820	113	283	.399	0	11	.000	49	75	653	31	45	76	109	91	0	39	50	8	275	4.4
Brown†	36	381	55	118	.466	0	3	.000	25	41	610	29	47	76	23	41	0	9	27	7	135	3.8
Robinson	9	78	11	27	.407	0	1	.000	7	8	875	7	12	19	9	4	0	5	7	0	29	3.2
Sparrow†	42	471	57	143	.399	2	13	.154	8	13	615	3	24	27	79	55	0	12	31	5	124	3.0
Haley	49	394	31	84	.369	0	0	---	14	29	483	31	64	95	7	75	0	7	25	8	76	1.6
Calip	7	58	4	18	.222	1	5	.200	2	3	667	1	4	5	12	8	0	1	5	0	11	1.6
Owens	20	80	9	32	.281	0	0	---	8	10	800	8	7	15	3	11	0	5	2	4	26	1.3

DATE	OPPONENT	BOX SCORE	W / L	DATE	OPPONENT	BOX SCORE	W / L
Nov. 1	@ Houston	L 121-126 (OT)	0-1	Jan. 29	Golden State	W 112-99	26-16
Nov. 2	@ Dallas	W 114-113 (OT)	1-1	Jan. 30	@ Denver	W 106-96	27-16
Nov. 5	LA Clippers	L 109-114 (OT)	1-2	Feb. 2	Chicago	L 97-103	27-17
Nov. 8	@ Phoenix	L 85-113	1-3	Feb. 3	@ Phoenix	L 104-113	27-18
Nov. 10	Minnesota	W 96-86	2-3	Feb. 5	LA Clippers	W 100-95	28-18
Nov. 14	@ Golden State	W 115-112	3-3	Feb. 11	@ Minnesota	W 116-108	29-18
Nov. 15	Houston	W 86-74	4-3	Feb. 13	@ Utah	L 91-97	29-19
Nov. 17	Atlanta	W 111-89	5-3	Feb. 14	Washington	L 92-108	29-20
Nov. 19	Phoenix	W 103-95	6-3	Feb. 16	Boston	L 107-114	29-21
Nov. 22	San Antonio	W 98-96	7-3	Feb. 17	@ Golden State	L 100-116	29-22
Nov. 24	Milwaukee	W 102-97	8-3	Feb. 19	@ LA Clippers	L 94-125	29-23
Nov. 26	@ Orlando	W 98-87	9-3	Feb. 20	@ Seattle	L 103-105	29-24
Nov. 27	@ Miami	W 89-97	10-3	Feb. 22	Golden State	L 124-126	29-25
Nov. 29	@ Boston	L 91-114	10-4	Feb. 26	New York	W 81-68	30-25
Nov. 30	@ Philadelphia	W 93-91	11-4	Feb. 28	Cleveland	L 90-101	30-26
Dec. 3	@ Milwaukee	L 94-126	11-5	Mar. 1	Houston	L 97-105	30-27
Dec. 4	@ Charlotte	L 106-124	11-6	Mar. 3	@ Portland	L 101-105	30-28
Dec. 6	@ New Jersey	W 98-89	12-6	Mar. 4	New Jersey	W 101-92	31-28
Dec. 8	Dallas	W 103-88	13-6	Mar. 8	Detroit	L 93-98	31-29
Dec. 10	@ Sacramento	W 92-90	14-6	Mar. 10	@ New York	W 106-104	32-29
Dec. 11	Utah	L 95-101	14-7	Mar. 11	@ Atlanta	W 109-98	33-29
Dec. 15	Sacramento	W 110-94	15-7	Mar. 13	@ Cleveland	L 107-109 (OT)	33-30
Dec. 17	@ Chicago	W 102-89	16-7	Mar. 14	@ Washington	W 92-89	34-30
Dec. 19	@ Minnesota	L 85-93	16-8	Mar. 16	@ Indiana	L 85-98	34-31
Dec. 20	@ Detroit	L 93-112	16-9	Mar. 18	Portland	L 93-98	34-32
Dec. 22	Phoenix	L 88-100	16-10	Mar. 20	Minnesota	W 131-121	35-32
Dec. 25	@ LA Clippers	W 85-75	17-10	Mar. 26	Dallas	W 115-92 (OT)	36-32
Dec. 28	Portland	L 88-98	17-11	Mar. 27	@ Utah	W 103-92	37-32
Dec. 30	Golden State	L 99-114	17-12	Mar. 29	Philadelphia	W 117-88	38-32
Jan. 3	Indiana	L 87-114	17-13	Mar. 31	@ Houston	W 107-101	39-32
Jan. 5	Miami	W 123-111	18-13	Apr. 1	@ San Antonio	L 86-104	39-33
Jan. 7	@ Dallas	W 104-80	19-13	Apr. 3	Seattle	L 91-96	39-34
Jan. 8	@ San Antonio	L 87-103	19-14	Apr. 5	Phoenix	W 109-104	40-34
Jan. 10	Denver	W 102-88	20-14	Apr. 7	@ Seattle	L 88-117	40-35
Jan. 12	Orlando	W 112-99	21-14	Apr. 9	San Antonio	L 94-102	40-36
Jan. 15	Charlotte	W 95-93	22-14	Apr. 11	Utah	L 90-93	40-37
Jan. 18	@ Seattle	L 108-112	22-15	Apr. 13	Denver	W 100-93	41-37
Jan. 20	Seattle	W 116-110	23-15	Apr. 15	@ Denver	L 107-110	41-38
Jan. 21	@ Portland	L 92-131	23-16	Apr. 16	@ Sacramento	L 94-102	41-39
Jan. 23	@ Sacramento	W 108-105	24-16	Apr. 18	@ Portland	W 109-101	42-39
Jan. 24	Sacramento	W 95-92	25-16	Apr. 19	LA Clippers	W 109-108 (OT)	43-39

† Totals with Lakers only

1992-93 LOS ANGELES LAKERS



39-43 - 5TH IN PACIFIC DIVISION

Head Coach: Randy Pfund
Asst. Coaches: Bill Bertka, Chet Kammerer, Larry Drew
Standing: Elden Campbell, Benoit Benjamin, Vlade Divac, James Edwards, Jack Haley, Alex Blackwell
Seated: A.C. Green, Anthony Peeler, Tony Smith, James Worthy, Sedale Threatt, Byron Scott, Duane Cooper
Not pictured: Doug Christie, Sam Perkins

1992-93 REGULAR SEASON STATISTICS / GAME-BY-GAME RESULTS

	G	MIN	FG	FGA	PCT	3P	3A	PCT	FT	FTA	PCT	OFF	DEF	TOT	AST	PF	DQ	STL	TO	BLK	PTS	AVG
Threatt	82	2893	522	1028	.508	14	53	.264	177	215	.823	47	226	273	564	248	1	142	173	11	1235	15.1
Worthy	82	2359	510	1142	.447	30	111	.270	171	211	.810	73	174	247	278	87	0	92	137	27	1221	14.9
Scott	58	1677	296	659	.449	44	135	.326	156	184	.848	27	107	134	157	98	0	55	70	13	792	13.7
Perkins*	49	1589	242	527	.459	5	29	.172	184	222	.829	111	268	379	128	139	0	40	76	51	673	13.7
Green	82	2819	379	706	.537	16	46	.348	277	375	.739	287	424	711	116	149	0	88	116	39	1051	12.8
Divac	82	2525	397	819	.485	21	75	.280	235	341	.689	220	509	729	232	311	7	128	214	140	1050	12.8
Peeler	77	1656	297	634	.468	46	118	.390	162	206	.786	64	115	179	166	193	0	60	123	14	802	10.4
Campbell	79	1551	238	520	.458	0	3	.000	130	204	.637	127	205	332	48	165	0	59	69	100	606	7.7
Edwards	52	617	122	270	.452	0	---	---	84	118	.712	30	70	100	41	122	0	10	51	7	328	6.3
Christie	23	332	45	106	.425	2	12	.167	50	66	.758	24	27	51	53	53	0	22	50	5	142	6.2
Smith	55	752	133	275	.484	2	11	.182	62	82	.756	46	41	87	63	72	1	50	40	7	330	6.0
Benjamin†	28	306	52	108	.481	0	---	---	22	37	.595	24	72	96	10	61	0	14	36	13	126	4.5
Cooper	65	645	62	158	.392	7	30	.233	25	35	.714	13	37	50	150	66	0	18	69	2	156	2.4
Blackwell	27	109	14	42	.333	0	3	.000	6	8	.750	10	13	23	7	14	0	4	5	2	34	1.3

DATE	OPPONENT	BOX SCORE	W / L	DATE	OPPONENT	BOX SCORE	W / L
Nov. 4	@ LA Clippers	W 114-112 (OT)	1-0	Jan. 31	@ Boston	W 96-87	22-20
Nov. 8	Sacramento	L 114-124	1-1	Feb. 2	Orlando	W 97-110	22-21
Nov. 10	@ Golden State	W 107-106	2-1	Feb. 4	Utah	W 114-110	23-21
Nov. 12	@ Seattle	L 102-114	2-2	Feb. 5	@ Phoenix	L 104-132	23-22
Nov. 13	LA Clippers	L 98-124	2-3	Feb. 8	Dallas	W 108-100 (OT)	24-22
Nov. 15	Golden State	W 105-102	3-3	Feb. 10	Denver	W 111-102	25-22
Nov. 20	Chicago	W 120-118	4-3	Feb. 14	Atlanta	W 135-96	26-22
Nov. 22	Denver	W 119-107	5-3	Feb. 18	@ Portland	L 103-105	26-23
Nov. 25	New Jersey	L 98-100	5-4	Feb. 24	@ Sacramento	W 104-99	27-23
Nov. 27	@ Portland	W 98-90	6-4	Feb. 26	Cleveland	L 102-112	27-24
Nov. 29	Dallas	W 114-85	7-4	Feb. 28	LA Clippers	W 124-112	28-24
Dec. 1	@ Sacramento	L 110-117	7-5	Mar. 2	@ Denver	L 115-127	28-25
Dec. 3	@ Houston	W 95-89	8-5	Mar. 3	@ Golden State	W 117-111	29-25
Dec. 4	@ Phoenix	L 93-103	8-6	Mar. 5	Philadelphia	W 101-97 (OT)	30-25
Dec. 6	Minnesota	W 107-85	9-6	Mar. 7	Charlotte	L 101-105	30-26
Dec. 9	Portland	W 124-111	10-6	Mar. 9	@ Detroit	W 123-121	31-26
Dec. 11	Washington	W 118-93	11-6	Mar. 10	@ New York	L 104-110	31-27
Dec. 13	Milwaukee	W 114-96	12-6	Mar. 12	@ Philadelphia	W 101-95	32-27
Dec. 15	@ San Antonio	W 107-101	13-6	Mar. 14	@ Atlanta	L 107-117	32-28
Dec. 16	@ Dallas	L 95-102	13-7	Mar. 15	@ San Antonio	W 92-87	33-28
Dec. 18	Phoenix	L 100-116	13-8	Mar. 17	San Antonio	L 100-101	33-29
Dec. 19	@ Denver	W 92-86	14-8	Mar. 19	Boston	L 119-129	33-30
Dec. 23	Seattle	L 79-80	14-9	Mar. 21	Detroit	L 101-106	33-31
Dec. 26	San Antonio	L 92-104	14-10	Mar. 24	Phoenix	L 105-120	33-32
Dec. 28	@ Miami	L 96-107	14-11	Mar. 26	New York	L 95-105	33-33
Dec. 30	@ Orlando	W 96-93	15-11	Mar. 28	Indiana	W 92-90	34-33
Jan. 2	@ Cleveland	L 91-106	15-12	Mar. 30	@ LA Clippers	L 93-101	34-34
Jan. 3	@ Milwaukee	L 101-109	15-13	Mar. 31	Minnesota	L 113-126	34-35
Jan. 5	@ Chicago	W 91-88	16-13	Apr. 4	Utah	L 99-111	34-36
Jan. 6	@ Minnesota	W 98-78	17-13	Apr. 6	@ Phoenix	L 114-115	34-37
Jan. 8	Sacramento	W 93-90	18-13	Apr. 8	@ Golden State	L 116-122	34-38
Jan. 10	Miami	L 89-101	18-14	Apr. 9	Portland	L 105-109	34-39
Jan. 14	@ LA Clippers	L 102-105	18-15	Apr. 11	Seattle	W 98-96	35-39
Jan. 15	Portland	W 99-96	19-15	Apr. 13	@ Houston	L 107-126	35-40
Jan. 18	Houston	L 90-110	19-16	Apr. 14	@ Dallas	W 112-99	36-40
Jan. 20	Seattle	L 101-111	19-17	Apr. 16	Houston	L 84-100	36-41
Jan. 22	@ Utah	L 94-98	19-18	Apr. 18	Golden State	W 115-112	37-41
Jan. 24	@ Washington	W 112-110 (OT)	20-18	Apr. 20	@ Minnesota	W 107-95	38-41
Jan. 26	@ New Jersey	L 91-106	20-19	Apr. 21	@ Utah	L 102-113	38-42
Jan. 28	@ Indiana	L 110-127	20-20	Apr. 23	@ Seattle	L 93-122	38-43
Jan. 29	@ Charlotte	W 123-108	21-20	Apr. 24	Sacramento	W 125-107	39-43

* Did not finish season on Laker roster;
 † Totals with Lakers only

1993-94 LOS ANGELES LAKERS

33-49 - 5TH IN PACIFIC DIVISION

Head Coach: Randy Pfund, Bill Bertka, Earvin Johnson
Asst. Coaches: Bill Bertka, Chet Kammerer, Larry Drew, Michael Cooper
Standing: Antonio Harvey, Dan Schayes, Vlade Divac, Elden Campbell, James Edwards, Sam Bowie, Kurt Rambis
Seated: Nick Van Exel, George Lynch, Anthony Peeler, Tony Smith, James Worthy, Sedale Threatt, Doug Christie, Reggie Jordan
Not pictured: Trevor Wilson



1993-94 REGULAR SEASON STATISTICS / GAME-BY-GAME RESULTS

	G	MIN	FG	FGA	PCT	3P	3A	PCT	FT	FTA	PCT	OFF	DEF	TOT	AST	PF	DQ	STL	TO	BLK	PTS	AVG
Divac	79	2685	453	895	.506	9	47	.191	208	303	.686	282	569	851	307	288	5	92	191	112	1123	14.2
Peeler	30	923	176	409	.430	14	63	.222	57	71	.803	48	61	109	94	93	0	43	59	8	423	14.1
Van Exel	81	2700	413	1049	.394	123	364	.338	150	192	.781	47	191	238	466	154	1	85	145	8	1099	13.6
Campbell	76	2253	373	808	.462	0	2	.000	188	273	.689	167	352	519	86	241	2	64	98	146	934	12.3
Threatt	81	2278	411	852	.482	5	33	.152	138	155	.890	28	125	153	344	186	1	110	106	19	965	11.9
Christie	65	1515	244	562	.434	39	119	.328	145	208	.697	93	142	235	136	186	2	89	140	28	672	10.3
Worthy	80	1597	340	838	.406	32	111	.288	100	135	.741	48	133	181	154	80	0	45	97	18	812	10.2
Wilson*	5	126	19	39	.487	0	0	---	13	25	.520	12	16	28	12	17	0	5	6	1	51	10.2
Lynch	71	1762	291	573	.508	0	5	.000	99	166	.596	220	190	410	96	177	1	102	87	27	681	9.6
Bowie	25	556	75	172	.436	1	4	.250	72	83	.867	27	104	131	47	65	0	4	43	28	223	8.9
Smith	73	1617	272	617	.441	16	50	.320	85	119	.714	106	89	195	148	128	1	59	76	14	645	8.8
Jordan	23	259	44	103	.427	2	4	.500	35	51	.686	46	21	67	26	26	0	14	14	5	125	5.4
Edwards	45	469	78	168	.464	0	0	---	54	79	.684	11	54	65	22	90	0	4	30	3	210	4.7
Rambis	50	635	59	114	.518	0	1	.000	46	71	.648	84	105	189	32	89	0	22	26	23	164	3.3
Schayes†	13	133	14	38	.368	0	0	---	8	10	.800	15	19	34	8	18	0	5	9	2	36	2.8
Harvey	27	247	29	79	.367	0	0	---	12	26	.462	26	33	59	5	39	0	6	17	19	70	2.6

DATE	OPPONENT	BOX SCORE	W / L	DATE	OPPONENT	BOX SCORE	W / L
Nov. 5	@ Phoenix	W 116-108	1-0	Feb. 3	@ Houston	L 88-99	14-28
Nov. 6	@ Seattle	L 101-129	1-1	Feb. 4	@ Dallas	W 95-87	15-28
Nov. 9	Portland	L 102-109	1-2	Feb. 6	Utah	W 107-90	16-28
Nov. 10	@ Sacramento	L 101-112	1-3	Feb. 8	Phoenix	W 107-104	17-28
Nov. 12	Denver	L 84-113	1-4	Feb. 9	@ Utah	W 103-96	18-28
Nov. 14	Cleveland	W 107-100	2-4	Feb. 10	Sacramento	L 84-103	18-29
Nov. 16	LA Clippers	W 116-114 (2OT)	3-4	Feb. 15	LA Clippers	L 89-100	18-30
Nov. 18	@ Golden State	L 76-103	3-5	Feb. 18	@ Phoenix	L 96-113	18-31
Nov. 19	Chicago	L 86-88	3-6	Feb. 20	Philadelphia	W 107-95	19-31
Nov. 21	@ New Jersey	L 102-105	3-7	Feb. 24	@ Sacramento	L 90-102	19-32
Nov. 23	@ Atlanta	L 94-103	3-8	Feb. 25	San Antonio	L 110-126	19-33
Nov. 24	@ Charlotte	L 124-141	3-9	Feb. 27	Boston	W 100-97	20-33
Nov. 26	@ Indiana	W 102-100	4-9	Mar. 2	@ Chicago	W 97-89	21-33
Nov. 27	@ Minnesota	W 96-92	5-9	Mar. 4	@ Boston	L 99-109	21-34
Dec. 1	Dallas	W 124-91	6-9	Mar. 5	@ Washington	L 118-124	21-35
Dec. 4	@ LA Clippers	W 109-102	7-9	Mar. 7	@ Milwaukee	W 106-84	22-35
Dec. 5	Minnesota	L 99-101	7-10	Mar. 10	Dallas	W 106-101	23-35
Dec. 7	New York	L 78-92	7-11	Mar. 13	@ Minnesota	W 90-88	24-35
Dec. 10	@ Portland	L 99-117	7-12	Mar. 14	@ Utah	L 101-102	24-36
Dec. 12	Golden State	L 97-100	7-13	Mar. 16	Washington	W 129-94	25-36
Dec. 14	@ Detroit	W 99-93	8-13	Mar. 18	New Jersey	L 90-102	25-37
Dec. 16	@ New York	L 85-108	8-14	Mar. 20	Orlando	W 97-91	26-37
Dec. 17	@ Philadelphia	L 94-105	8-15	Mar. 21	Miami	W 84-81	27-37
Dec. 19	@ Cleveland	L 92-122	8-16	Mar. 23	@ Dallas	W 112-109	28-37
Dec. 21	@ Orlando	W 109-102	9-16	Mar. 24	@ Houston	L 107-113	28-38
Dec. 23	@ Miami	L 92-109	9-17	Mar. 27	Milwaukee	W 110-101	29-38
Dec. 26	Houston	L 93-118	9-18	Mar. 29	Minnesota	W 91-89	30-38
Dec. 29	Seattle	L 92-99	9-19	Mar. 31	@ Seattle	L 92-95	30-39
Jan. 2	@ San Antonio	L 92-94	9-20	Apr. 1	Houston	W 101-88	31-39
Jan. 4	@ Denver	W 119-118	10-20	Apr. 3	Atlanta	W 102-89	32-39
Jan. 5	@ Sacramento	L 98-106	10-21	Apr. 6	Sacramento	W 128-123 (OT)	33-39
Jan. 7	LA Clippers	W 111-108	11-21	Apr. 8	Denver	L 99-112	33-40
Jan. 9	San Antonio	L 89-95	11-22	Apr. 9	@ Portland	L 104-112	33-41
Jan. 11	Golden State	L 117-122	11-23	Apr. 12	Golden State	L 117-128	33-42
Jan. 14	Charlotte	L 122-130	11-24	Apr. 13	@ Phoenix	L 88-117	33-43
Jan. 18	@ Seattle	L 88-103	11-25	Apr. 15	Portland	L 100-105	33-44
Jan. 20	Phoenix	W 107-102	12-25	Apr. 16	@ LA Clippers	L 103-108	33-45
Jan. 21	@ Portland	L 93-111	12-26	Apr. 19	@ Denver	L 90-105	33-46
Jan. 26	Indiana	W 103-99	13-26	Apr. 20	Seattle	L 90-112	33-47
Jan. 28	Detroit	W 105-97	14-26	Apr. 23	@ Golden State	L 91-126	33-48
Feb. 1	@ San Antonio	L 97-112	14-27	Apr. 24	Utah	L 97-103	33-49

*Did not finish season on Laker roster.
 † Totals with Lakers only.

1994-95 LOS ANGELES LAKERS



48-34 - 3RD IN PACIFIC DIVISION

Head Coach: Del Harris
Asst. Coaches: Bill Bertka, Michael Cooper, Larry Drew
Standing: Cedric Ceballos, Elden Campbell, Sam Bowie, Vlade Divac, Antonio Harvey, Anthony Miller, Kurt Rambis
Seated: Eddie Jones, Tony Smith, Anthony Peeler, Nick Van Exel, Sedale Threatt, Lloyd Daniels
Not pictured: Lester Conner, Randolph Keys, George Lynch

1994-95 REGULAR SEASON STATISTICS / GAME-BY-GAME RESULTS

	G	MIN	FG	FGA	PCT	3P	3A	PCT	FT	FTA	PCT	OFF	DEF	TOT	AST	PF	DQ	STL	TO	BLK	PTS	AVG
Ceballos	58	2029	497	977	.509	58	146	.397	209	292	.716	169	295	464	105	131	1	60	143	19	1261	21.7
Van Exel	80	2944	465	1107	.420	183	511	.358	235	300	.783	27	196	223	660	157	0	97	220	6	1348	16.9
Divac	80	2807	485	957	.507	10	53	.189	297	382	.777	261	568	829	329	305	8	109	205	174	1277	16.0
Jones	64	1981	342	744	.460	91	246	.370	122	169	.722	79	170	249	128	175	1	131	75	41	897	14.0
Campbell	73	2076	360	785	.459	0	1	.000	193	290	.666	168	277	445	92	246	4	69	98	132	913	12.5
Peeler	73	1559	285	659	.432	84	216	.389	102	128	.797	62	106	168	122	143	1	52	82	13	756	10.4
Threatt	59	1384	217	437	.497	36	95	.379	88	111	.793	21	103	124	248	139	1	54	70	12	558	9.5
Daniels†	25	541	71	182	.390	23	86	.267	20	25	.800	27	29	56	36	40	0	20	23	10	185	7.4
Lynch	56	953	138	295	.468	3	21	.143	62	86	.721	75	109	184	62	86	0	51	73	10	341	6.1
Smith	61	1024	132	309	.427	32	91	.352	44	63	.698	43	64	107	102	111	0	46	50	7	340	5.6
Bowie	67	1225	118	267	.442	2	11	.182	68	89	.764	72	216	288	118	182	4	21	91	80	306	4.6
Miller	46	527	70	132	.530	2	5	.400	47	76	.618	67	85	152	35	77	2	20	38	7	189	4.1
Keys	6	83	9	26	.346	0	9	.000	2	2	1.00	6	11	17	2	16	0	1	2	2	20	3.3
Harvey	59	572	77	176	.438	1	1	1.00	24	45	.533	39	63	102	23	87	0	15	25	41	179	3.0
Rambis	26	195	18	35	.514	0	0	---	8	12	.667	10	24	34	16	35	0	3	8	9	44	1.7
Conner	2	5	0	0	---	0	0	---	2	2	1.00	0	0	0	0	3	0	1	0	0	2	1.0

DATE	OPPONENT	BOX SCORE	W / L	DATE	OPPONENT	BOX SCORE	W / L
Nov. 4	@ Detroit	W 115-98	1-0	Feb. 3	Denver	L 74-88	26-16
Nov. 5	@ Milwaukee	L 96-97	1-1	Feb. 4	@ L.A. Clippers	W 121-118	27-16
Nov. 8	@ New York	L 113-117	1-2	Feb. 7	@ Denver	W 85-83	28-16
Nov. 9	@ Minnesota	W 122-99	2-2	Feb. 8	San Antonio	W 115-99	29-16
Nov. 11	Denver	L 117-124 (OT)	2-3	Feb. 15	Seattle	W 102-96	30-16
Nov. 12	@ Golden State	L 99-121	2-4	Feb. 16	@ Sacramento	L 82-98	30-17
Nov. 15	@ L.A. Clippers	W 102-92	3-4	Feb. 19	Portland	W 93-83	31-17
Nov. 16	New York	L 89-110	3-5	Feb. 20	@ Seattle	W 108-105	32-17
Nov. 18	Cleveland	W 82-80	4-5	Feb. 22	Philadelphia	W 112-100	33-17
Nov. 23	Dallas	W 118-106	5-5	Feb. 24	Charlotte	W 95-93 (OT)	34-17
Nov. 25	@ Atlanta	W 92-87	6-5	Feb. 25	@ L.A. Clippers	L 81-83	34-18
Nov. 26	@ Washington	W 112-96	7-5	Feb. 27	Utah	L 95-101	34-19
Nov. 29	@ New Jersey	W 129-120 (2OT)	8-5	Mar. 1	Phoenix	L 93-101	34-20
Nov. 30	@ Cleveland	L 79-117	8-6	Mar. 3	Sacramento	W 109-104 (2OT)	35-20
Dec. 2	Houston	W 107-89	9-6	Mar. 5	Minnesota	W 105-102	36-20
Dec. 6	Golden State	W 113-101	10-6	Mar. 7	@ Miami	L 104-110	36-21
Dec. 9	L.A. Clippers	L 84-109	10-7	Mar. 8	@ Orlando	L 110-114	36-22
Dec. 10	@ Utah	W 120-113	11-7	Mar. 10	@ Minnesota	L 103-109	36-23
Dec. 13	@ Dallas	W 115-108	12-7	Mar. 11	@ Chicago	W 108-105	37-23
Dec. 15	@ Houston	W 97-94	13-7	Mar. 13	Indiana	W 93-91	38-23
Dec. 17	@ San Antonio	L 102-116	13-8	Mar. 15	@ Golden State	L 108-119	38-24
Dec. 20	Minnesota	W 108-95	14-8	Mar. 17	Boston	L 92-118	38-25
Dec. 23	Sacramento	W 100-89	15-8	Mar. 19	Sacramento	W 121-116	39-25
Dec. 27	@ Golden State	L 105-129	15-9	Mar. 22	Portland	W 121-114	40-25
Dec. 29	Seattle	W 96-95	16-9	Mar. 24	Washington	W 113-103	41-25
Dec. 30	@ Phoenix	W 127-112	17-9	Mar. 26	Houston	W 107-96	42-25
Jan. 3	Detroit	W 105-96	18-9	Mar. 28	@ Houston	W 106-96	43-25
Jan. 6	Milwaukee	W 106-98	19-9	Mar. 29	@ San Antonio	L 84-107	43-26
Jan. 8	Miami	W 122-105	20-9	Mar. 31	Atlanta	W 121-107	44-26
Jan. 9	@ Portland	L 83-129	20-10	Apr. 2	Orlando	W 119-112	45-26
Jan. 11	Phoenix	L 108-118	20-11	Apr. 4	@ Denver	W 104-101	46-26
Jan. 13	Golden State	W 115-104	21-11	Apr. 5	@ Dallas	L 111-130	46-27
Jan. 16	L.A. Clippers	W 96-88	22-11	Apr. 7	Utah	W 113-90	47-27
Jan. 18	@ Indiana	L 105-106	22-12	Apr. 9	San Antonio	L 87-101	47-28
Jan. 20	@ Boston	W 120-118	23-12	Apr. 11	@ Utah	L 93-100	47-29
Jan. 21	@ Philadelphia	L 113-117 (OT)	23-13	Apr. 12	@ Sacramento	L 99-109	47-30
Jan. 23	@ Charlotte	W 108-102	24-13	Apr. 15	@ Phoenix	L 114-119	47-31
Jan. 25	New Jersey	W 120-116 (OT)	25-13	Apr. 16	Dallas	W 125-111	48-31
Jan. 28	@ Seattle	W 128-121 (OT)	26-13	Apr. 18	Seattle	L 97-113	48-32
Jan. 31	Chicago	L 115-119	26-14	Apr. 20	@ Portland	W 97-111	48-33
Feb. 1	@ Phoenix	L 109-118	26-15	Apr. 22	Portland	L 104-109	48-34

† Totals with Lakers only

53-29 - 2ND IN PACIFIC DIVISION

Head Coach: Del Harris
Asst. Coaches: Bill Bertka, Michael Cooper, Larry Drew
Standing: Fred Roberts, Earvin Johnson, Elden Campbell, Vlade Divac, Corie Blount, Anthony Miller, Derek Strong
Seated: George Lynch, Eddie Jones, Anthony Peeler, Nick Van Exel, Frankie King, Sedale Threatt, Cedric Ceballos



1995-96 REGULAR SEASON STATISTICS / GAME-BY-GAME RESULTS

	G	MIN	FG	FGA	PCT	3P	3A	PCT	FT	FTA	PCT	OFF	DEF	TOT	AST	PF	DQ	STL	TO	BLK	PTS	AVG
Ceballos	78	2628	638	1203	.530	51	184	.277	329	409	.804	215	321	536	119	144	0	94	167	22	1656	21.2
Van Exel	74	2513	396	950	.417	144	403	.357	163	204	.799	29	152	181	509	115	0	70	156	10	1099	14.9
Johnson	32	958	137	294	.466	22	58	.379	172	201	.856	40	143	183	220	48	0	26	103	13	468	14.6
Campbell	82	2699	447	888	.503	0	5	.000	249	349	.713	162	461	623	181	300	4	86	137	212	1143	13.9
Divac	79	2470	414	807	.513	3	18	.167	189	295	.641	198	481	679	261	274	5	76	199	131	1020	12.9
Jones	70	2184	337	685	.492	83	227	.366	136	184	.739	45	188	233	246	162	0	129	99	45	893	12.8
Peeler	73	1608	272	602	.452	105	254	.413	61	86	.709	45	92	137	118	139	0	59	56	10	710	9.7
Threatt	82	1687	241	526	.458	60	169	.355	54	71	.761	20	75	95	269	178	0	68	74	11	596	7.3
Lynch	76	1012	117	272	.430	4	13	.308	53	80	.663	82	127	209	51	106	0	47	40	10	291	3.8
Roberts	33	317	48	97	.495	4	14	.286	22	28	.786	18	29	47	26	24	0	16	24	4	122	3.7
Strong	63	746	72	169	.426	1	9	.111	69	85	.812	60	118	178	32	80	1	18	20	12	214	3.4
Blount	57	715	79	167	.473	0	2	.000	25	44	.568	69	101	170	42	109	2	25	47	35	183	3.2
Miller	27	123	15	35	.429	0	2	.000	6	10	.600	11	14	25	4	19	0	4	8	1	36	1.3
King	6	20	3	11	.273	0	1	.000	1	3	.333	1	1	2	2	4	0	2	2	0	7	1.2

DATE	OPPONENT	BOX SCORE	W / L	DATE	OPPONENT	BOX SCORE	W / L
Nov. 3	Denver	W 98-96	1-0	Jan. 27	@ New Jersey	W 100-98	24-18
Nov. 4	@ Seattle	L 89-103	1-1	Jan. 30	Golden State	W 128-118	25-18
Nov. 7	@ Minnesota	L 92-93	1-2	Feb. 2	Chicago	L 84-99	25-19
Nov. 8	@ Utah	L 98-108	1-3	Feb. 4	Utah	W 110-103	26-19
Nov. 10	Seattle	W 100-97	2-3	Feb. 6	@ Denver	W 99-78	27-19
Nov. 11	@ Golden State	L 105-123	2-4	Feb. 7	New Jersey	W 106-96	28-19
Nov. 14	@ Sacramento	W 106-100	3-4	Feb. 14	Atlanta	W 87-86	29-19
Nov. 15	Dallas	W 114-97	4-4	Feb. 16	Dallas	W 119-114	30-19
Nov. 17	@ Vancouver	W 114-91	5-4	Feb. 20	L.A. Clippers	W 121-104	31-19
Nov. 19	L.A. Clippers	W 109-88	6-4	Feb. 21	@ L.A. Clippers	W 112-108	32-19
Nov. 21	Portland	L 108-109	6-5	Feb. 23	@ Dallas	W 114-88	33-19
Nov. 24	Sacramento	L 98-99	6-6	Feb. 24	@ Houston	L 94-96	33-20
Nov. 25	@ Phoenix	L 113-114	6-7	Feb. 26	New York	W 114-96	34-20
Nov. 29	Phoenix	W 107-96	7-7	Feb. 28	@ Vancouver	W 99-80	35-20
Dec. 1	Vancouver	W 113-100	8-7	Mar. 1	Washington	W 100-95	36-20
Dec. 3	Indiana	W 104-96	9-7	Mar. 3	Houston	L 107-111	36-21
Dec. 5	@ San Antonio	L 87-117	9-8	Mar. 7	@ Sacramento	W 102-89	37-21
Dec. 6	@ Houston	L 99-112	9-9	Mar. 8	@ Phoenix	W 119-97	38-21
Dec. 8	Toronto	W 120-103	10-9	Mar. 12	Portland	L 99-105	38-22
Dec. 10	Detroit	W 87-82	11-9	Mar. 14	@ Golden State	W 106-103	39-22
Dec. 12	@ New York	L 82-97	11-10	Mar. 15	Milwaukee	W 117-95	40-22
Dec. 13	@ Detroit	W 101-98	12-10	Mar. 17	Orlando	L 97-98	40-23
Dec. 15	@ Washington	L 114-122	12-11	Mar. 19	Seattle	W 94-71	41-23
Dec. 16	@ Chicago	L 88-108	12-12	Mar. 21	@ Seattle	L 93-104	41-24
Dec. 19	@ Milwaukee	W 109-105	13-12	Mar. 24	Charlotte	L 94-102	41-25
Dec. 20	@ Indiana	L 98-109	13-13	Mar. 26	@ Orlando	W 113-91	42-25
Dec. 22	Sacramento	W 116-83	14-13	Mar. 27	@ Miami	W 106-95	43-25
Dec. 23	@ Portland	W 102-99	15-13	Mar. 29	@ Atlanta	W 102-89	44-25
Dec. 26	Boston	W 102-91	16-13	Mar. 31	@ Toronto	W 111-106	45-25
Dec. 28	San Antonio	L 99-107	16-14	Apr. 2	@ Charlotte	L 97-102	45-26
Dec. 30	@ Utah	L 82-99	16-15	Apr. 3	@ Cleveland	L 89-105	45-27
Jan. 2	Philadelphia	L 89-90	16-16	Apr. 5	Vancouver	W 104-94	46-27
Jan. 5	Utah	W 116-100	17-16	Apr. 7	San Antonio	W 107-97	47-27
Jan. 7	Denver	L 93-96	17-17	Apr. 9	@ Denver	L 91-98	47-28
Jan. 9	Minnesota	W 106-104	18-17	Apr. 10	@ Minnesota	W 111-90	48-28
Jan. 12	Houston	W 101-100	19-17	Apr. 12	Golden State	W 94-81	49-28
Jan. 15	Miami	W 96-88	20-17	Apr. 14	Phoenix	W 118-114	50-28
Jan. 19	@ L.A. Clippers	W 106-100	21-17	Apr. 16	@ Dallas	W 113-95	51-28
Jan. 20	Cleveland	L 82-93	21-18	Apr. 18	@ San Antonio	L 100-103	51-29
Jan. 24	@ Boston	W 124-107	22-18	Apr. 20	Minnesota	W 106-82	52-29
Jan. 26	@ Philadelphia	W 100-88	23-18	Apr. 21	@ Portland	W 92-88	53-29

1996-97 LOS ANGELES LAKERS



56-26 - 2ND IN PACIFIC DIVISION

Head Coach: Del Harris
Asst. Coaches: Bill Bertka, Michael Cooper, Larry Drew, Kurt Rambis
Standing: Jerome Kersey, Trevor Wilson, Corie Blount, Elden Campbell, Shaquille O'Neal, Travis Knight, Sean Rooks, Cedric Ceballos, Eddie Jones
Seated: Kobe Bryant, Rumeal Robinson, Nick Van Exel, Derek Fisher, Byron Scott
Not pictured: Robert Horry, Joe Kleine, Larry Krystowskiak, George McCloud

1996-97 REGULAR SEASON STATISTICS / GAME-BY-GAME RESULTS

	G	MIN	FG	FGA	PCT	3P	3A	PCT	FT	FTA	PCT	OFF	DEF	TOT	AST	PF	DQ	STL	TO	BLK	PTS	AVG
O'Neal	51	1941	552	991	.557	0	4	.000	232	479	.484	195	445	640	159	180	2	46	146	147	1336	26.2
Jones	80	2998	473	1081	.438	152	389	.391	276	337	.819	90	236	326	270	226	3	189	169	49	1374	17.2
Van Exel	79	2937	432	1075	.402	177	468	.378	165	200	.825	44	182	226	672	110	0	75	212	10	1206	15.3
Campbell	77	2516	442	942	.469	1	4	.250	263	370	.711	207	408	615	126	276	6	46	130	117	1148	14.9
Ceballos*	8	279	34	83	.410	5	21	.238	13	15	.867	11	42	53	15	19	0	5	17	6	86	10.8
Horry†	22	676	75	165	.455	25	76	.329	28	40	.700	28	90	118	56	72	1	38	26	29	203	9.2
Bryant	71	1103	176	422	.417	51	136	.375	136	166	.819	47	85	132	91	102	0	49	112	23	539	7.6
Kersey	70	1766	194	449	.432	17	65	.262	71	118	.602	112	251	363	89	219	0	119	74	49	476	6.8
Scott	79	1440	163	379	.430	73	188	.388	127	151	.841	21	97	118	99	72	0	46	53	16	526	6.7
Knight	71	1156	140	275	.509	0	0	---	62	100	.620	130	189	319	39	170	2	31	49	58	342	4.8
Blount	58	1009	92	179	.514	1	3	.333	56	83	.675	113	163	276	35	121	2	22	50	26	241	4.2
McCloud†	23	286	34	96	.354	21	49	.429	6	9	.667	7	29	36	17	20	0	9	9	0	95	4.1
Fisher	80	921	104	262	.397	22	73	.301	79	120	.658	25	72	97	119	87	0	41	71	5	309	3.9
Rooks	69	735	87	185	.470	0	1	.000	91	130	.700	56	107	163	42	123	1	17	51	38	265	3.8
Robinson*	15	126	17	48	.354	6	23	.261	5	8	.625	2	8	10	13	12	0	5	11	2	45	3.0
Krystowskiak	3	11	1	2	.500	0	0	---	1	2	.500	2	3	5	3	3	0	2	1	0	3	1.0
Kleine*	8	30	2	8	.250	0	0	---	2	2	1.00	2	7	9	0	6	0	0	0	0	6	0.8

DATE	OPPONENT	BOX SCORE	W / L	DATE	OPPONENT	BOX SCORE	W / L
Nov. 1	Phoenix	W 96-82	1-0	Jan. 24	Golden State	W 114-97	30-12
Nov. 3	Minnesota	W 91-85	2-0	Jan. 26	@ Seattle	W 104-103	31-12
Nov. 5	@ New York	W 98-92	3-0	Jan. 28	@ Dallas	W 102-83	32-12
Nov. 6	@ Charlotte	L 78-88	3-1	Jan. 29	@ San Antonio	W 99-92	33-12
Nov. 8	@ Toronto	L 92-93	3-2	Feb. 2	Washington	W 129-99	34-12
Nov. 10	Atlanta	W 92-85	4-2	Feb. 4	@ L.A. Clippers	L 86-108	34-13
Nov. 12	@ Houston	W 126-115 (OT)	5-2	Feb. 5	Chicago	W 106-90	35-13
Nov. 13	@ San Antonio	L 83-95	5-3	Feb. 12	@ Minnesota	W 100-84	36-13
Nov. 15	L.A. Clippers	W 107-100	6-3	Feb. 13	@ Denver	W 132-117	37-13
Nov. 17	@ Phoenix	W 102-88	7-3	Feb. 16	Seattle	L 91-102	37-14
Nov. 19	@ Golden State	W 112-109	8-3	Feb. 19	Cleveland	L 84-103	37-15
Nov. 20	Utah	L 97-113	8-4	Feb. 21	Vancouver	W 99-91	38-15
Nov. 22	San Antonio	W 96-86	9-4	Feb. 23	New York	L 121-127 (OT)	38-16
Nov. 24	Houston	L 85-90	9-5	Feb. 25	@ Houston	L 96-100	38-17
Nov. 26	@ Philadelphia	W 100-88	10-5	Feb. 27	@ Washington	W 122-107	39-17
Nov. 27	@ Boston	L 94-110	10-6	Feb. 28	@ Atlanta	L 75-84	39-18
Nov. 29	@ Detroit	W 84-76	11-6	Mar. 2	@ Indiana	L 85-101	39-19
Dec. 1	Denver	W 104-96	12-6	Mar. 4	@ Dallas	W 102-92	40-19
Dec. 3	Seattle	W 110-106	13-6	Mar. 7	Houston	L 90-111	40-20
Dec. 4	@ Utah	W 75-101	13-7	Mar. 9	New Jersey	W 115-105	41-20
Dec. 6	Orlando	L 92-81	14-7	Mar. 12	Golden State	W 109-101	42-20
Dec. 8	Minnesota	W 110-86	15-7	Mar. 14	L.A. Clippers	L 95-97	42-21
Dec. 10	@ Sacramento	W 92-90	16-7	Mar. 16	Toronto	W 98-90 (OT)	43-21
Dec. 11	Indiana	W 79-76	17-7	Mar. 17	@ Denver	W 113-94	44-21
Dec. 13	Portland	W 120-119 (OT)	18-7	Mar. 20	@ Cleveland	W 89-76	45-21
Dec. 17	@ Chicago	L 123-129 (OT)	18-8	Mar. 21	@ Miami	W 97-98	45-22
Dec. 18	@ Milwaukee	W 111-105	19-8	Mar. 23	@ Orlando	L 84-110	45-23
Dec. 21	@ Minnesota	L 88-103	19-9	Mar. 24	@ New Jersey	W 109-84	46-23
Dec. 25	@ Phoenix	W 108-87	20-9	Mar. 26	Milwaukee	W 106-84	47-23
Dec. 27	Boston	W 109-102	21-9	Mar. 27	@ Vancouver	W 102-98 (OT)	48-23
Dec. 29	Philadelphia	W 115-102	22-9	Apr. 1	@ Seattle	W 99-97	49-23
Jan. 2	@ Sacramento	W 90-83	23-9	Apr. 2	Denver	W 110-85	50-23
Jan. 3	Sacramento	W 100-93	24-9	Apr. 4	San Antonio	L 83-94	50-24
Jan. 5	@ Vancouver	W 95-82	25-9	Apr. 6	Dallas	W 87-80	51-24
Jan. 6	@ Portland	L 84-88	25-10	Apr. 8	@ Golden State	W 109-85	52-24
Jan. 8	Charlotte	W 101-97	26-10	Apr. 9	@ Utah	L 89-101	52-25
Jan. 10	Miami	W 94-85	27-10	Apr. 11	Phoenix	W 114-98	53-25
Jan. 14	Vancouver	W 91-81	28-10	Apr. 13	Utah	W 100-98	54-25
Jan. 16	Portland	L 98-102	28-11	Apr. 17	Sacramento	W 108-99	55-25
Jan. 18	Detroit	L 97-100 (2OT)	28-12	Apr. 18	@ L.A. Clippers	W 123-95	56-25
Jan. 20	Dallas	L 109-99	29-12	Apr. 20	@ Portland	L 96-100	56-26

* Did not finish season on Laker roster;
 † Totals with Lakers only

61-21 - 2ND IN PACIFIC DIVISION

Head Coach: Del Harris
Asst. Coaches: Bill Bertka, Larry Drew, Kurt Rambis
Standing: Robert Horry, Corie Blount, Shaquille O'Neal, Sean Rooks, Elden Campbell, Mario Bennett
Seated: Nick Van Exel, Eddie Jones, Kobe Bryant, Rick Fox, Jon Barry, Shea Seals, Derek Fisher




1997-98 REGULAR SEASON STATISTICS / GAME-BY-GAME RESULTS

	G	MIN	FG	FGA	PCT	3P	3A	PCT	FT	FTA	PCT	OFF	DEF	TOT	AST	PF	DQ	STL	TO	BLK	PTS	AVG
O'Neal	60	2175	670	1147	.584	0	---	---	359	681	.527	208	473	681	142	193	1	39	175	144	1699	28.3
Jones	80	2910	486	1005	.484	143	368	.389	234	306	.765	85	217	302	246	164	0	160	146	65	1349	16.9
Bryant	79	2056	391	913	.428	72	220	.341	363	457	.794	79	163	242	199	180	1	74	157	40	1220	15.4
Van Exel	64	2053	311	743	.419	123	316	.389	136	172	.791	31	163	194	442	120	0	64	104	6	881	13.8
Fox	82	2709	363	771	.471	86	265	.325	171	230	.743	78	280	358	276	309	4	100	201	48	983	12.0
Campbell	81	1784	289	624	.463	1	2	.500	237	342	.693	143	312	455	78	209	1	35	115	102	816	10.1
Horry	72	2192	200	420	.476	19	93	.204	117	169	.692	186	356	542	163	238	5	112	99	94	536	7.4
Fisher	82	1760	164	378	.434	31	81	.383	115	152	.757	38	155	193	333	126	1	75	119	5	474	5.8
Bennett	45	354	80	135	.593	1	2	.500	16	44	.364	60	66	126	18	61	0	19	21	11	177	3.9
Blount	70	1029	107	187	.572	0	4	.000	39	78	.500	114	184	298	37	157	2	29	51	25	253	3.6
Rooks	41	425	46	101	.455	0	---	---	47	79	.595	46	72	118	24	68	0	2	19	23	139	3.4
Barry	49	374	38	104	.365	18	61	.295	27	29	.931	8	29	37	51	33	0	24	22	3	121	2.5
Seals	4	9	1	8	.125	0	3	.000	2	4	.500	3	1	4	0	1	0	1	0	0	4	1.0

DATE	OPPONENT	BOX SCORE	W / L	DATE	OPPONENT	BOX SCORE	W / L
Oct. 31	@ Utah	W 104-87	1-0	Jan. 28	New Jersey	L 95-106	31-11
Nov. 4	@ Sacramento	W 101-98	2-0	Jan. 30	Minnesota	W 121-114	32-11
Nov. 7	New York	W 99-94	3-0	Feb. 1	Chicago	W 112-87	33-11
Nov. 9	Golden State	W 132-97	4-0	Feb. 4	Portland	W 122-115	34-11
Nov. 11	@ Dallas	W 118-96	5-0	Feb. 10	@ Portland	L 105-117	34-12
Nov. 13	@ San Antonio	W 109-100	6-0	Feb. 11	Golden State	W 105-99	35-12
Nov. 14	@ Houston	W 113-103	7-0	Feb. 13	Seattle	L 108-113 (OT)	35-13
Nov. 16	Vancouver	W 121-95	8-0	Feb. 15	Houston	L 88-90	35-14
Nov. 18	@ Utah	W 97-92	9-0	Feb. 18	@ Phoenix	L 103-110	35-15
Nov. 19	Minnesota	W 118-93	10-0	Feb. 19	Denver	W 131-92	36-15
Nov. 23	L.A. Clippers	W 119-102	11-0	Feb. 22	@ Orlando	L 94-96	36-16
Nov. 25	@ Miami	L 86-103	11-1	Feb. 24	@ Milwaukee	W 98-81	37-16
Nov. 26	@ Boston	W 118-103	12-1	Feb. 25	@ Indiana	W 96-89	38-16
Nov. 28	@ Philadelphia	L 95-105	12-2	Feb. 27	@ Minnesota	W 104-91	39-16
Nov. 30	Toronto	W 105-99	13-2	Mar. 1	@ New York	L 89-101	39-17
Dec. 3	@ Denver	W 107-89	14-2	Mar. 2	@ Washington	L 86-96	39-18
Dec. 5	San Antonio	W 98-88	15-2	Mar. 4	Indiana	W 104-95	40-18
Dec. 7	Cleveland	L 84-94	15-3	Mar. 6	San Antonio	W 91-84	41-18
Dec. 8	@ Portland	L 99-105	15-4	Mar. 8	Detroit	W 96-89	42-18
Dec. 10	@ Golden State	L 92-93	15-5	Mar. 11	Portland	W 121-107	43-18
Dec. 12	Houston	W 119-102	16-5	Mar. 12	@ L.A. Clippers	W 108-85	44-18
Dec. 14	Dallas	W 119-89	17-5	Mar. 15	@ Vancouver	W 119-110	45-18
Dec. 16	@ Minnesota	W 109-96	18-5	Mar. 16	@ Seattle	L 89-101	45-19
Dec. 17	@ Chicago	L 83-104	18-6	Mar. 18	Phoenix	W 99-93	46-19
Dec. 19	@ Atlanta	W 98-96	19-6	Mar. 20	Seattle	W 93-80	47-19
Dec. 20	@ Charlotte	W 109-100	20-6	Mar. 22	@ Sacramento	W 96-93	48-19
Dec. 22	@ Houston	W 94-83	21-6	Mar. 23	@ Denver	W 107-86	49-19
Dec. 26	L.A. Clippers	W 118-114 (OT)	22-6	Mar. 25	Sacramento	W 114-91	50-19
Dec. 28	Boston	L 102-108	22-7	Mar. 28	@ Utah	L 91-106	50-20
Dec. 30	Sacramento	W 93-80	23-7	Mar. 29	Washington	W 116-89	51-20
Jan. 2	Atlanta	W 116-106	24-7	Mar. 31	@ Toronto	W 114-105	52-20
Jan. 4	Philadelphia	L 107-113	24-8	Apr. 2	@ New Jersey	W 117-106	53-20
Jan. 6	@ Vancouver	W 100-87	25-8	Apr. 3	@ Cleveland	W 105-93	54-20
Jan. 7	Milwaukee	W 114-102	26-8	Apr. 5	@ Detroit	W 105-103 (OT)	55-20
Jan. 9	@ L.A. Clippers	W 125-115	27-8	Apr. 8	Vancouver	W 113-102	56-20
Jan. 11	Charlotte	L 93-98	27-9	Apr. 10	Phoenix	L 105-114	56-21
Jan. 14	Denver	W 132-114	28-9	Apr. 11	@ Golden State	W 96-84	57-21
Jan. 17	Miami	W 108-99	29-9	Apr. 13	@ San Antonio	W 99-75	58-21
Jan. 19	Orlando	W 92-89	30-9	Apr. 14	@ Dallas	W 111-95	59-21
Jan. 21	@ Phoenix	W 119-109	31-9	Apr. 17	Dallas	W 124-95	60-21
Jan. 24	@ Seattle	L 95-101	31-10	Apr. 19	Utah	W 102-98	61-21

1998-99 LOS ANGELES LAKERS



31-19 - 2ND IN PACIFIC DIVISION

Head Coach: Del Harris, Bill Bertka, Kurt Rambis
Asst. Coaches: Bill Bertka, Larry Drew, Kurt Rambis, Dave Wohl
Standing: J.R. Reid, Sean Rooks, Shaquille O'Neal, Travis Knight, Robert Horry, Glen Rice
Seated: Tyronn Lee, Derek Harper, Ruben Patterson, Rick Fox, Kobe Bryant, Sam Jacobson, Derek Fisher
Not pictured: Corie Blount, Elden Campbell, Eddie Jones, Dennis Rodman

1998-99 REGULAR SEASON STATISTICS / GAME-BY-GAME RESULTS

	G	MIN	FG	FGA	PCT	3P	3A	PCT	FT	FTA	PCT	OFF	DEF	TOT	AST	PF	DQ	STL	TO	BLK	PTS	AVG
O'Neal	49	1705	510	885	.576	0	1	.000	269	498	.540	187	338	525	114	155	4	36	122	82	1289	26.3
Bryant	50	1896	362	779	.465	27	101	.267	245	292	.839	53	211	264	190	153	3	72	157	50	996	19.9
Rice	27	985	171	396	.432	53	135	.393	77	90	.856	9	90	99	71	67	1	17	45	6	472	17.5
Jones*	20	724	96	227	.423	20	64	.313	59	80	.738	20	56	76	61	42	0	35	21	24	271	13.6
Fox	44	944	148	330	.448	32	95	.337	66	89	.742	26	63	89	89	114	1	28	56	10	394	9.0
Campbell*	17	325	44	101	.436	0	0	---	38	62	.613	38	58	96	8	51	2	1	22	16	126	7.4
Harper	45	1120	120	291	.412	43	117	.368	26	32	.813	13	54	67	187	66	0	44	52	4	309	6.9
Fisher	50	1131	99	263	.376	38	97	.392	60	79	.759	21	70	91	197	95	0	61	77	1	296	5.9
Reid†	25	473	44	108	.407	0	1	.000	38	53	.717	24	75	99	23	72	1	15	23	0	126	5.0
Lue	15	188	28	65	.431	7	16	.438	12	21	.571	2	4	6	25	28	0	5	11	0	75	5.0
Horry	38	744	67	146	.459	20	45	.444	34	46	.739	56	96	152	56	103	2	36	49	39	188	4.9
Knight	37	525	67	130	.515	0	1	.000	22	29	.759	34	94	128	31	108	2	21	35	27	156	4.2
Jacobson	2	12	3	5	.600	0	1	.000	2	2	1.00	0	3	3	0	2	0	0	1	0	8	4.0
Rooks	36	315	32	79	.405	0	2	.000	34	48	.708	33	39	72	9	61	0	2	21	9	98	2.7
Patterson	24	144	21	51	.412	1	6	.167	22	31	.710	17	13	30	2	16	0	5	12	3	65	2.7
Blount*	14	162	13	33	.394	0	1	.000	6	12	.500	24	22	46	2	27	0	1	6	4	32	2.3
Rodman	23	657	16	46	.348	0	2	.000	17	39	.436	62	196	258	30	71	0	10	31	12	49	2.1

DATE	OPPONENT	BOX SCORE	W / L	DATE	OPPONENT	BOX SCORE	W / L
Feb. 5	Houston	W 99-91	1-0	Apr. 19	Vancouver	W 117-102	26-16
Feb. 7	Utah	L 91-100	1-1	Apr. 20	@ Golden State	W 106-102 (OT)	27-16
Feb. 8	@ San Antonio	W 80-75	2-1	Apr. 21	@ Portland	L 82-88	27-17
Feb. 10	@ Denver	W 103-98	3-1	Apr. 24	@ San Antonio	L 81-108	27-18
Feb. 11	@ Minnesota	L 75-86	3-2	Apr. 26	@ Houston	L 80-102	27-19
Feb. 14	Indiana	L 99-101	3-3	Apr. 29	Portland	W 108-89	28-19
Feb. 16	Charlotte	W 116-88	4-3	May 2	@ Seattle	W 91-84	29-19
Feb. 17	Dallas	W 101-88	5-3	May 3	Dallas	W 115-102	30-19
Feb. 19	San Antonio	W 106-94	6-3	May 5	Portland	W 119-91	31-19
Feb. 21	@ Seattle	L 89-92	6-4				
Feb. 22	@ Denver	L 113-117 (OT)	6-5				
Feb. 23	@ Vancouver	L 83-93	6-6				
Feb. 25	@ L.A. Clippers	W 115-100	7-6				
Feb. 26	L.A. Clippers	W 99-83	8-6				
Feb. 28	Houston	W 106-90	9-6				
Mar. 1	@ Phoenix	W 97-91	10-6				
Mar. 3	Phoenix	W 101-95	11-6				
Mar. 5	Seattle	W 103-100	12-6				
Mar. 7	@ Utah	W 97-89	13-6				
Mar. 9	@ L.A. Clippers	W 103-99	14-6				
Mar. 10	L.A. Clippers	W 94-75	15-6				
Mar. 12	Golden State	W 89-78	16-6				
Mar. 14	@ Sacramento	L 101-105	16-7				
Mar. 16	@ Minnesota	W 107-101	17-7				
Mar. 18	@ Cleveland	L 93-100	17-8				
Mar. 19	@ Philadelphia	L 90-105	17-9				
Mar. 21	@ Orlando	W 115-104	18-9				
Mar. 22	@ Dallas	W 96-93	19-9				
Mar. 24	Phoenix	L 101-106	19-10				
Mar. 26	Sacramento	L 109-111	19-11				
Mar. 28	New York	W 99-91	20-11				
Mar. 29	Vancouver	W 116-98	21-11				
Apr. 2	@ Phoenix	W 91-90	22-11				
Apr. 3	Golden State	L 76-81	22-12				
Apr. 5	Denver	W 117-104	23-12				
Apr. 6	Utah	L 93-106	23-13				
Apr. 7	@ Sacramento	W 104-89	24-13				
Apr. 9	Minnesota	W 96-89	25-13				
Apr. 11	Seattle	L 109-113	25-14				
Apr. 13	@ Portland	L 86-113	25-15				
Apr. 17	@ Utah	L 93-109	25-16				

* Did not finish season on Laker roster;
 † Totals with Lakers only

67-15 - 1ST IN PACIFIC DIVISION

Head Coach: Phil Jackson
Asst. Coaches: Jim Cleamons, Frank Hamblen, Tex Winter, Bill Bertka
Standing: Tyronn Lue, Devean George, Ron Harper, Rick Fox, Kobe Bryant, Brian Shaw, John Celestland, Derek Fisher
Seated: Glen Rice, Robert Horry, Shaquille O'Neal, Travis Knight, John Salley, A.C. Green
Not pictured: Sam Jacobson

NBA Champions



1999-00 REGULAR SEASON STATISTICS / GAME-BY-GAME RESULTS

	G	MIN	FG	FGA	PCT	3P	3A	PCT	FT	FTA	PCT	OFF	DEF	TOT	AST	PF	DQ	STL	TO	BLK	PTS	AVG
O'Neal	79	31.63	956	1665	.574	0	1	.000	432	824	.524	336	742	1078	299	255	2	36	223	239	2344	29.7
Bryant	66	25.24	554	1183	.468	46	144	.319	331	403	.821	108	308	416	323	220	4	106	182	62	1485	22.5
Rice	80	25.30	421	980	.430	84	229	.367	346	396	.874	56	271	327	176	179	0	47	114	12	1722	15.9
Harper	80	20.42	212	531	.399	33	106	.311	100	147	.680	96	241	337	270	164	0	85	132	39	557	7.0
Fox	82	14.73	206	498	.414	59	191	.326	63	78	.808	63	135	198	138	203	1	52	87	26	534	6.5
Fisher	78	18.03	167	483	.346	52	166	.313	105	145	.724	22	121	143	216	150	1	80	75	3	491	6.3
Lue	8	14.6	19	39	.487	4	8	.500	6	8	.750	2	10	12	17	0	3	9	0	48	6.0	
Horry	76	16.85	159	363	.438	29	94	.309	89	113	.788	133	228	361	118	189	0	84	73	80	436	5.7
Green	82	19.29	173	387	.447	1	4	.250	66	95	.695	160	326	486	80	127	0	53	53	18	413	5.0
Shaw	74	12.49	123	322	.382	18	58	.310	41	54	.759	45	171	216	201	105	0	35	75	14	305	4.1
Jacobson*	3	18	5	9	.556	0	0	---	0	2	.000	0	1	1	2	1	0	1	2	0	10	3.3
George	49	34.5	56	144	.389	16	47	.340	27	41	.659	29	46	75	12	54	0	10	21	4	155	3.2
Celestland	16	18.5	15	45	.333	2	9	.222	5	6	.833	1	10	11	20	22	0	7	16	0	37	2.3
Knight	63	41.0	46	118	.390	0	0	---	17	28	.607	46	83	129	23	88	1	6	26	23	109	1.7
Salley	45	30.3	25	69	.362	0	0	---	21	28	.750	20	45	65	26	67	1	8	18	14	71	1.6

DATE	OPPONENT	BOX SCORE	W / L	DATE	OPPONENT	BOX SCORE	W / L
Nov. 2	@ Utah	W 91-84	1-0	Jan. 24	@ Utah	L 101-105 (2OT)	33-9
Nov. 3	Vancouver	W 103-88	2-0	Jan. 28	Milwaukee	W 117-89	34-9
Nov. 6	@ Portland	L 82-97	2-1	Jan. 30	@ Houston	L 83-89	34-10
Nov. 7	Dallas	W 105-97	3-1	Feb. 1	@ San Antonio	L 81-105	34-11
Nov. 9	@ Dallas	W 123-101	4-1	Feb. 4	Utah	W 113-67	35-11
Nov. 10	@ Houston	W 89-88	5-1	Feb. 7	Denver	W 106-98	36-11
Nov. 12	Houston	L 81-97	5-2	Feb. 9	Minnesota	W 114-81	37-11
Nov. 14	Atlanta	W 93-88	6-2	Feb. 15	@ Chicago	W 88-76	38-11
Nov. 15	@ Phoenix	W 91-82	7-2	Feb. 16	@ Charlotte	W 92-85	39-11
Nov. 18	@ Denver	L 82-93	7-3	Feb. 18	@ Orlando	W 107-99 (OT)	40-11
Nov. 19	Chicago	W 103-95	8-3	Feb. 20	@ Philadelphia	W 87-84	41-11
Nov. 21	Toronto	L 102-111	8-4	Feb. 22	@ New Jersey	W 97-89	42-11
Nov. 24	Utah	W 90-82	9-4	Feb. 23	@ Cleveland	W 116-98	43-11
Nov. 26	New Jersey	W 103-80	10-4	Feb. 25	Boston	W 109-96	44-11
Nov. 30	@ Seattle	W 101-77	11-4	Feb. 27	Houston	W 101-85	45-11
Dec. 1	Golden State	W 93-75	12-4	Feb. 29	@ Portland	W 90-87	46-11
Dec. 3	Portland	W 93-80	13-4	Mar. 1	Vancouver	W 103-91	47-11
Dec. 5	Orlando	W 117-100	14-4	Mar. 3	Indiana	W 107-92	48-11
Dec. 7	Washington	W 91-80	15-4	Mar. 5	Miami	W 93-80	49-11
Dec. 8	@ Sacramento	L 91-103	15-5	Mar. 6	@ L.A. Clippers	W 123-103	50-11
Dec. 11	@ Vancouver	W 106-94	16-5	Mar. 9	@ Golden State	W 109-92	51-11
Dec. 12	Detroit	W 101-93	17-5	Mar. 12	Sacramento	W 109-106	52-11
Dec. 14	L.A. Clippers	W 95-68	18-5	Mar. 13	@ Denver	W 118-108	53-11
Dec. 16	@ Atlanta	W 95-88	19-5	Mar. 16	@ Washington	L 102-109	53-12
Dec. 17	@ Minnesota	W 97-88	20-5	Mar. 17	@ Detroit	W 110-82	54-12
Dec. 19	@ Toronto	W 94-88	21-5	Mar. 19	@ New York	W 92-85	55-12
Dec. 20	@ Boston	W 99-90	22-5	Mar. 20	@ Miami	W 100-89	56-12
Dec. 25	San Antonio	W 99-93	23-5	Mar. 22	Golden State	W 119-96	57-12
Dec. 27	Dallas	W 108-106	24-5	Mar. 22	Phoenix	W 109-101	58-12
Dec. 29	Phoenix	W 103-87	25-5	Mar. 26	@ Sacramento	W 90-89	59-12
Jan. 4	@ L.A. Clippers	W 122-98	26-5	Mar. 29	@ Vancouver	W 108-99	60-12
Jan. 5	L.A. Clippers	W 118-101	27-5	Mar. 31	Philadelphia	W 100-88	61-12
Jan. 7	Charlotte	W 87-83	28-5	Apr. 2	New York	W 106-82	62-12
Jan. 8	@ Seattle	W 110-100	29-5	Apr. 4	@ Phoenix	W 84-83	63-12
Jan. 10	Denver	W 130-95	30-5	Apr. 5	@ Golden State	W 111-104	64-12
Jan. 12	@ Milwaukee	W 103-94	31-5	Apr. 8	San Antonio	L 80-98	64-13
Jan. 14	@ Indiana	L 102-111	31-6	Apr. 10	Seattle	W 106-103 (OT)	65-13
Jan. 15	@ Minnesota	W 104-91	32-6	Apr. 14	Sacramento	W 121-114	66-13
Jan. 17	Seattle	L 81-82	32-7	Apr. 16	Minnesota	W 101-95	67-13
Jan. 19	Cleveland	W 95-86	33-7	Apr. 18	@ Dallas	L 102-112	67-14
Jan. 22	Portland	L 91-95	33-8	Apr. 19	@ San Antonio	L 98-103 (OT)	67-15

* Did not finish season on Laker roster

2000-01 LOS ANGELES LAKERS



56-26 - 1ST IN PACIFIC DIVISION

Head Coach: Phil Jackson
Asst. Coaches: Jim Clemons, Frank Hamblen, Tex Winter, Bill Bertka
Standing: Tyronn Lue, Mike Penberthy, Ron Harper, Rick Fox, Kobe Bryant, Brian Shaw, J.R. Rider, Derek Fisher
Seated: Devean George, Stanislav Medvedenko, Greg Foster, Shaquille O'Neal, Horace Grant, Robert Horry, Mark Madsen

NBA Champions

2000-01 REGULAR SEASON STATISTICS / GAME-BY-GAME RESULTS


	G	MIN	FG	FGA	PCT	3P	3A	PCT	FT	FTA	PCT	OFF	DEF	TOT	AST	PF	DQ	STL	TO	BLK	PTS	AVG
O'Neal	74	2924	813	1422	.572	0	2	.000	499	972	.513	291	649	940	277	256	6	47	218	204	2125	28.7
Bryant	68	2783	701	1510	.464	61	200	.305	475	557	.853	104	295	399	338	222	3	114	220	43	1938	28.5
Fisher	20	709	77	187	.412	25	63	.397	50	62	.806	5	54	59	87	50	0	39	29	2	229	11.5
Fox	82	2291	287	646	.444	118	300	.393	95	122	.779	80	245	325	262	225	1	70	136	29	787	9.6
Grant	77	2390	263	569	.462	0	3	.000	131	169	.775	220	325	545	121	181	2	51	48	61	657	8.6
Rider	67	1206	201	472	.426	34	92	.370	71	83	.855	44	112	156	111	105	0	27	98	7	507	7.6
Harper	47	1139	127	271	.469	19	72	.264	34	48	.708	46	120	166	113	70	0	39	62	25	307	6.5
Shaw	80	1833	164	411	.399	42	135	.311	51	64	.797	48	256	304	258	159	1	49	97	27	421	5.3
Horry	79	1587	147	380	.387	54	156	.346	59	83	.711	93	203	296	128	210	3	54	79	54	407	5.2
Penberthy	53	851	92	222	.414	55	139	.396	28	31	.903	10	53	63	71	57	0	22	34	2	267	5.0
Medvedenko	7	39	12	25	.480	1	1	1.00	7	12	.583	1	8	9	2	9	0	1	3	1	32	4.6
Lue	38	468	50	117	.427	11	34	.324	19	24	.792	5	27	32	45	54	1	19	27	0	130	3.4
George	59	593	64	207	.309	15	68	.221	39	55	.709	35	75	110	19	87	1	15	34	15	182	3.1
Foster	62	451	56	133	.421	3	9	.333	10	14	.714	29	83	112	32	76	0	9	25	12	125	2.0
Madsen	70	641	55	113	.487	1	1	1.00	26	37	.703	74	78	152	24	111	2	8	27	8	137	2.0

DATE	OPPONENT	BOX SCORE	W / L	DATE	OPPONENT	BOX SCORE	W / L
Oct. 30	@ Portland	W 96-86	1-0	Jan. 28	@ New York	L 81-91	27-15
Nov. 1	Utah	L 92-97	1-1	Jan. 30	@ Cleveland	W 102-96	28-15
Nov. 4	@ Vancouver	W 98-89	2-1	Jan. 31	@ Minnesota	L 83-96	28-16
Nov. 5	L.A. Clippers	W 108-103	3-1	Feb. 2	Charlotte	W 93-87	29-16
Nov. 7	@ Houston	L 74-84	3-2	Feb. 4	Sacramento	W 100-94	30-16
Nov. 8	@ San Antonio	L 81-91	3-3	Feb. 7	Phoenix	W 85-83	31-16
Nov. 12	Houston	W 105-99	4-3	Feb. 13	@ New Jersey	W 113-110 (OT)	32-16
Nov. 14	Denver	W 119-103	5-3	Feb. 14	@ Philadelphia	L 97-112	32-17
Nov. 16	@ Sacramento	W 112-110 (OT)	6-3	Feb. 16	@ Charlotte	W 99-94	33-17
Nov. 18	@ Denver	L 86-87	6-4	Feb. 18	@ Indiana	L 109-110	33-18
Nov. 19	Chicago	W 104-96	7-4	Feb. 20	@ Dallas	W 119-109	34-18
Nov. 22	Golden State	W 111-91	8-4	Feb. 21	@ San Antonio	W 101-99	35-18
Nov. 24	Minnesota	W 115-108	9-4	Feb. 23	Atlanta	W 113-106	36-18
Nov. 27	@ L.A. Clippers	W 98-83	10-4	Feb. 25	Orlando	W 106-100	37-18
Nov. 28	Indiana	W 124-107	11-4	Feb. 28	@ Denver	L 101-107	37-19
Nov. 30	@ Seattle	L 88-121	11-5	Mar. 3	@ Vancouver	W 98-88	38-19
Dec. 1	San Antonio	W 109-100	12-5	Mar. 4	Golden State	W 110-95	39-19
Dec. 3	Dallas	W 99-97	13-5	Mar. 6	@ Golden State	W 97-85	40-19
Dec. 5	Philadelphia	W 96-85	14-5	Mar. 7	Toronto	W 97-85	41-19
Dec. 6	@ Golden State	L 122-125 (OT)	14-6	Mar. 9	San Antonio	L 89-93 (OT)	41-20
Dec. 8	Seattle	L 95-103	14-7	Mar. 11	Seattle	L 97-109 (OT)	41-21
Dec. 10	Detroit	W 112-88	15-7	Mar. 13	Boston	W 112-107	42-21
Dec. 12	Milwaukee	L 105-109	15-8	Mar. 15	@ Detroit	W 125-119 (OT)	43-21
Dec. 13	@ Portland	L 86-96	15-9	Mar. 16	@ Washington	W 101-89	44-21
Dec. 15	Vancouver	W 98-76	16-9	Mar. 18	@ Orlando	W 95-90	45-21
Dec. 17	@ Toronto	W 104-101 (OT)	17-9	Mar. 19	@ Atlanta	L 106-108	45-22
Dec. 19	@ Miami	W 81-79	18-9	Mar. 21	@ Milwaukee	L 100-107	45-23
Dec. 21	@ Houston	W 99-94	19-9	Mar. 23	Washington	W 104-91	46-23
Dec. 22	@ Dallas	W 108-103	20-9	Mar. 25	@ Sacramento	W 84-72	47-23
Dec. 25	Portland	L 104-109	20-10	Mar. 26	@ Phoenix	L 83-104	47-24
Dec. 28	@ Phoenix	W 115-78	21-10	Mar. 28	Sacramento	L 84-108	47-25
Dec. 30	@ L.A. Clippers	W 116-114 (OT)	22-10	Mar. 30	Dallas	W 98-89	48-25
Jan. 3	Utah	W 82-71	23-10	Apr. 1	New York	L 78-79	48-26
Jan. 7	L.A. Clippers	L 95-118	23-11	Apr. 3	@ Utah	W 96-88	49-26
Jan. 12	Cleveland	W 101-98	24-11	Apr. 5	@ Chicago	W 100-88	50-26
Jan. 13	@ Utah	L 103-111	24-12	Apr. 6	@ Boston	W 100-96	51-26
Jan. 15	Vancouver	W 113-112 (OT)	25-12	Apr. 8	@ Minnesota	W 104-99	52-26
Jan. 19	Houston	W 114-101	26-12	Apr. 10	Phoenix	W 106-80	53-26
Jan. 21	Miami	L 92-103	26-13	Apr. 12	Minnesota	W 119-102	54-26
Jan. 23	@ Seattle	L 80-91	26-14	Apr. 15	Portland	W 105-100	55-26
Jan. 26	New Jersey	W 113-101	27-14	Apr. 17	Denver	W 108-91	56-26

58-24 - 2ND IN PACIFIC DIVISION

Head Coach: Phil Jackson
Asst. Coaches: Jim Clemons, Frank Hamblen, Kurt Rambis, Tex Winter
Standing: Lindsey Hunter, Brian Shaw, Rick Fox, Kobe Bryant, Mitch Richmond, Derek Fisher
Seated: Devean George, Jelani McCoy, Stanislav Medvedenko, Shaquille O'Neal, Samaki Walker, Robert Horry, Mark Madsen
Not pictured: Joe Crispin, Mike Penberthy

NBA Champions



2001-2002 REGULAR SEASON STATISTICS / GAME-BY-GAME RESULTS

	G	MIN	FG	FGA	PCT	3P	3A	PCT	FT	FTA	PCT	OFF	DEF	TOT	AST	PF	DQ	STL	TO	BLK	PTS	AVG
O'Neal	67	2422	712	1229	.579	0	1	.000	398	717	.555	235	480	715	200	199	2	41	171	137	1822	27.2
Bryant	80	3063	749	1597	.469	33	132	.250	488	589	.829	112	329	441	438	228	1	118	223	35	2019	25.2
Fisher	70	1974	274	666	.411	144	349	.413	94	111	.847	15	131	146	181	121	0	66	62	9	786	11.2
Fox	82	2289	255	605	.421	65	208	.313	70	85	.824	90	299	389	283	244	2	67	132	21	645	7.9
George	82	1759	215	523	.411	66	178	.371	85	126	.675	78	225	303	111	190	3	71	66	42	581	7.1
Horry	81	2140	183	460	.398	76	203	.374	108	138	.783	130	349	479	232	208	1	77	88	89	550	6.8
Walker	69	1655	187	365	.512	0	---	---	86	129	.667	129	352	481	64	170	1	28	53	88	460	6.7
Hunter	82	1616	187	490	.382	79	208	.380	20	40	.500	18	103	121	129	120	0	66	55	19	473	5.8
Medvedenko	71	729	145	304	.477	0	4	.000	41	62	.661	85	73	158	43	119	0	29	42	11	331	4.7
Richmond	64	709	100	247	.405	18	62	.290	42	44	.955	14	80	94	57	61	0	18	40	6	260	4.1
Shaw	58	631	61	173	.353	29	88	.330	18	26	.692	19	93	112	89	43	0	25	32	3	169	2.9
Madsen	59	650	66	146	.452	0	2	.000	35	54	.648	89	73	162	44	104	0	16	22	13	167	2.8
Crispin*	6	27	3	12	.250	0	4	.000	4	5	.800	0	1	1	2	2	0	1	1	0	10	1.7
Penberthy	3	12	1	2	.500	0	---	---	3	4	.750	0	2	2	2	0	0	2	0	0	5	1.7
McCoy	21	104	12	21	.571	0	---	---	2	8	.250	8	17	25	7	14	0	0	8	5	26	1.2

DATE	OPPONENT	BOX SCORE	W / L	DATE	OPPONENT	BOX SCORE	W / L
Oct. 30	Portland	W 98-87	1-0	Jan. 29	@ Atlanta	W 127-93	30-12
Nov. 1	@ Utah	W 105-101	2-0	Jan. 30	@ Orlando	W 111-93	31-12
Nov. 2	Phoenix	W 117-94	3-0	Feb. 1	@ Memphis	W 100-85	32-12
Nov. 4	Utah	W 100-96	4-0	Feb. 3	@ Dallas	W 101-94	33-12
Nov. 9	Memphis	W 110-86	5-0	Feb. 6	Chicago	L 89-97	33-13
Nov. 11	Orlando	W 108-95	6-0	Feb. 12	Washington	W 103-94	34-13
Nov. 15	@ Houston	W 98-97 (OT)	7-0	Feb. 14	@ Seattle	W 92-87	35-13
Nov. 16	@ Phoenix	L 83-95	7-1	Feb. 15	Atlanta	L 90-93	35-14
Nov. 18	Sacramento	W 93-85	8-1	Feb. 17	@ Portland	L 105-111	35-15
Nov. 20	@ LA Clippers	W 98-93	9-1	Feb. 19	Boston	L 108-109	35-16
Nov. 21	@ Denver	W 89-68	10-1	Feb. 21	@ Cleveland	W 104-97	36-16
Nov. 23	Golden State	W 106-90	11-1	Feb. 22	Charlotte	W 96-94	37-16
Nov. 25	Denver	W 105-98	12-1	Feb. 24	@ New York	W 107-91	38-16
Nov. 27	Milwaukee	W 104-85	13-1	Feb. 26	@ Milwaukee	W 99-89	39-16
Nov. 30	@ Seattle	W 107-92	14-1	Feb. 27	@ Minnesota	L 101-112	39-17
Dec. 1	Minnesota	W 102-76	15-1	Mar. 1	Indiana	W 96-84	40-17
Dec. 5	Dallas	W 98-94	16-1	Mar. 3	Houston	W 95-79	41-17
Dec. 7	@ Sacramento	L 91-97	16-2	Mar. 5	New Jersey	W 101-92	42-17
Dec. 11	Seattle	L 93-104	16-3	Mar. 6	@ Utah	L 84-92	42-18
Dec. 14	LA Clippers	W 110-80	17-3	Mar. 10	New York	W 117-103	43-18
Dec. 16	Golden State	W 101-85	18-3	Mar. 12	Charlotte	W 107-66	44-18
Dec. 20	@ Houston	W 107-101	19-3	Mar. 14	@ Golden State	W 110-102	45-18
Dec. 21	@ Memphis	L 108-114	19-4	Mar. 15	LA Clippers	W 98-92	46-18
Dec. 25	Philadelphia	W 88-82	20-4	Mar. 17	Dallas	W 105-103	47-18
Dec. 26	@ Golden State	L 90-101	20-5	Mar. 19	@ Dallas	L 98-114	47-19
Dec. 28	Toronto	L 86-89	20-6	Mar. 20	@ San Antonio	L 90-108	47-20
Dec. 30	Houston	W 114-90	21-6	Mar. 22	Detroit	W 94-82	48-20
Jan. 2	@ Denver	W 87-86	22-6	Mar. 24	@ Sacramento	W 97-96	49-20
Jan. 4	Phoenix	W 118-86	23-6	Mar. 26	Cleveland	W 121-116	50-20
Jan. 6	@ Toronto	W 109-89	24-6	Mar. 27	@ Phoenix	L 106-118	51-21
Jan. 8	@ Detroit	W 121-92	25-6	Mar. 29	Portland	W 91-79	51-21
Jan. 9	@ Indiana	W 109-90	26-6	Mar. 31	San Antonio	W 96-95	52-21
Jan. 11	@ Minnesota	L 102-120	26-7	Apr. 2	@ Washington	W 113-93	53-21
Jan. 12	@ Chicago	L 104-106 (OT)	26-8	Apr. 3	@ New Jersey	L 92-94	53-22
Jan. 14	Memphis	W 120-81	27-8	Apr. 5	@ Boston	L 81-99	53-23
Jan. 16	Miami	L 96-102	27-9	Apr. 7	@ Miami	W 96-88	54-23
Jan. 19	@ San Antonio	W 98-81	28-9	Apr. 9	Utah	W 112-82	55-23
Jan. 22	Denver	L 91-107	28-10	Apr. 11	Minnesota	W 96-83	56-23
Jan. 23	@ LA Clippers	L 90-95	28-11	Apr. 14	@ Portland	L 120-128 (2OT)	56-24
Jan. 25	San Antonio	W 94-91	29-11	Apr. 15	Seattle	W 111-104	57-24
Jan. 27	@ Philadelphia	L 87-93	29-12	Apr. 17	Sacramento	W 109-95	58-24

* Did not finish season on Laker roster

2002-03 LOS ANGELES LAKERS



50-32 - 2ND IN PACIFIC DIVISION

Head Coach: Phil Jackson
Asst. Coaches: Jim Clemons, Frank Hamblen, Kurt Rambis, Tex Winter
Standing: Jannero Pargo, Brian Shaw, Rick Fox, Kobe Bryant, Kareem Rush, Derek Fisher
Seated: Devean George, Tracy Murray, Stanislav Medvedenko, Shaquille O'Neal, Samaki Walker, Robert Horry, Mark Madsen
Not pictured: Soumaila Samake

2002-03 REGULAR SEASON STATISTICS / GAME-BY-GAME RESULTS

	G	MIN	FG	FGA	PCT	3P	3A	PCT	FT	FTA	PCT	OFF	DEF	TOT	AST	PF	DQ	STL	TO	BLK	PTS	AVG
Bryant	82	3401	868	1924	.451	124	324	.383	601	713	.843	106	458	564	481	218	0	181	288	67	2461	30.0
O'Neal	67	2535	695	1211	.574	0	0	---	451	725	.622	259	483	742	206	229	4	38	196	159	1841	27.5
Fisher	82	2829	339	775	.437	85	212	.401	100	125	.800	40	199	239	298	195	4	93	94	15	863	10.5
Fox	76	2181	262	621	.422	105	280	.375	52	69	.754	64	259	323	253	215	4	69	121	14	681	9.0
George	71	1613	180	461	.390	49	132	.371	83	105	.790	91	195	286	92	180	2	56	65	38	492	6.9
Horry	80	2343	184	476	.387	51	177	.288	103	134	.769	181	333	514	233	247	2	96	112	61	522	6.5
Walker	67	1243	115	274	.420	0	1	---	66	101	.653	115	253	368	64	143	4	20	56	55	296	4.4
Medvedenko	58	620	112	258	.434	0	2	---	0	31	.721	66	75	141	18	118	0	11	37	8	255	4.4
Shaw	72	900	101	261	.387	38	109	.349	10	15	.667	20	99	119	103	62	0	32	54	13	250	3.5
Madsen	54	781	69	163	.423	0	0	---	36	61	.590	86	73	159	38	116	0	15	27	19	174	3.2
Rush	76	872	96	244	.393	19	68	.279	16	23	.696	26	68	94	68	71	0	10	63	11	227	3.0
Pargo	34	342	37	93	.398	7	24	.292	4	4	1.00	9	28	37	39	45	0	13	23	2	85	2.5
Murray	31	193	23	71	.324	8	38	.211	7	9	.778	5	18	23	12	22	0	5	14	3	61	2.0
Samake	13	77	10	24	.417	0	0	---	2	2	1.00	10	13	23	4	13	0	2	5	22	1.7	

DATE	OPPONENT	BOX SCORE	W / L	DATE	OPPONENT	BOX SCORE	W / L
Oct. 29	San Antonio	L 82-87	0-1	Jan. 24	New Jersey	L 83-89	19-23
Oct. 30	@ Portland	L 90-102	0-2	Jan. 29	@ Phoenix	W 99-90	20-23
Nov. 1	@ LA Clippers	W 108-93	1-2	Jan. 31	@ Sacramento	W 124-113	21-23
Nov. 3	Portland	W 98-95 (OT)	2-2	Feb. 1	Utah	W 99-87	22-23
Nov. 5	@ Cleveland	L 70-89	2-3	Feb. 4	@ Indiana	W 97-94	23-23
Nov. 7	@ Boston	L 95-98 (OT)	2-4	Feb. 6	@ New York	W 114-109	24-23
Nov. 8	@ Washington	L 99-100	2-5	Feb. 11	Denver	W 121-93	25-23
Nov. 12	Atlanta	L 83-95	2-6	Feb. 12	@ Denver	W 113-102	26-23
Nov. 15	Golden State	W 96-89 (OT)	3-6	Feb. 14	San Antonio	L 95-103	26-24
Nov. 17	Houston	L 89-93	3-7	Feb. 16	New York	L 110-117	26-25
Nov. 19	@ Dallas	L 72-98	3-8	Feb. 18	Houston	W 106-99 (2OT)	27-25
Nov. 20	@ San Antonio	L 88-95	3-9	Feb. 19	@ Utah	W 93-87	28-25
Nov. 22	Chicago	W 86-73	4-9	Feb. 21	Portland	W 92-84	29-25
Nov. 24	Milwaukee	W 111-99	5-9	Feb. 23	Seattle	W 106-101	30-25
Nov. 26	@ Miami	L 85-97	5-10	Feb. 25	LA Clippers	W 109-98	31-25
Nov. 27	@ Orlando	L 102-112	5-11	Feb. 27	Detroit	W 95-85	32-25
Nov. 29	@ Memphis	W 112-106 (OT)	6-11	Feb. 28	@ Seattle	L 90-107	32-26
Dec. 1	Minnesota	L 107-110	6-12	Mar. 5	Indiana	W 97-95	33-26
Dec. 3	Memphis	W 101-91	7-12	Mar. 7	Minnesota	W 106-96	34-26
Dec. 4	@ Utah	L 85-93	7-13	Mar. 9	Philadelphia	W 106-92	35-26
Dec. 6	Dallas	W 105-103	8-13	Mar. 11	@ Chicago	L 99-116	35-27
Dec. 8	Utah	W 110-101	9-13	Mar. 12	@ Detroit	L 88-111	35-28
Dec. 10	@ Golden State	L 102-106	9-14	Mar. 14	@ Minnesota	W 106-99	36-28
Dec. 13	New Orleans	L 82-98	9-15	Mar. 15	@ Milwaukee	W 98-94	37-28
Dec. 15	Orlando	W 107-84	10-15	Mar. 17	@ LA Clippers	W 102-85	38-28
Dec. 17	@ Minnesota	L 80-96	10-16	Mar. 20	@ Sacramento	L 99-107	38-29
Dec. 19	@ New Jersey	L 71-89	10-17	Mar. 21	Boston	W 104-96	39-29
Dec. 20	@ Philadelphia	L 104-107 (OT)	10-18	Mar. 23	@ San Antonio	L 89-98	39-30
Dec. 22	@ Toronto	W 109-107 (OT)	11-18	Mar. 25	@ Atlanta	W 108-91	40-30
Dec. 25	Sacramento	L 99-105	11-19	Mar. 26	@ Houston	W 96-93	41-30
Dec. 28	@ Denver	W 112-93	12-19	Mar. 28	Washington	W 108-94	42-30
Dec. 29	Toronto	W 104-88	13-19	Mar. 30	@ Seattle	L 98-119	42-31
Jan. 4	@ Phoenix	L 93-107	13-20	Mar. 31	Memphis	W 110-94	43-31
Jan. 5	Phoenix	W 109-97	14-20	Apr. 3	@ Dallas	W 100-89	44-31
Jan. 7	Seattle	W 119-98	15-20	Apr. 4	@ Memphis	W 102-101	45-31
Jan. 10	Cleveland	W 115-99	16-20	Apr. 6	Phoenix	W 115-113	46-31
Jan. 12	Miami	W 106-81	17-20	Apr. 8	Dallas	W 108-99	47-31
Jan. 15	@ New Orleans	W 90-82	18-20	Apr. 10	Sacramento	W 117-104	48-31
Jan. 17	@ Houston	L 104-108 (OT)	18-21	Apr. 13	@ Portland	L 99-101	48-32
Jan. 20	LA Clippers	W 96-92	19-21	Apr. 15	Denver	W 126-104	49-32
Jan. 22	Golden State	L 110-114	19-22	Apr. 16	@ Golden State	W 117-111	50-32

2003-04 LOS ANGELES LAKERS

56-26 - 1ST IN PACIFIC DIVISION

Head Coach: Phil Jackson
Asst. Coaches: Jim Cleamons, Frank Hamblen, Kurt Rambis, Tex Winter
Standing: Gary Payton, Byron Russell, Jamal Sampson, Stanislav Medvedenko, Kobe Bryant, Kareem Rush, Derek Fisher
Seated: Devean George, Horace Grant, Rick Fox, Shaquille O'Neal, Karl Malone, Luke Walton, Brian Cook
Not pictured: Maurice Carter, Jannero Pargo, Ime Udoka



Western Conference Champions

2003-2004 REGULAR SEASON STATISTICS / GAME-BY-GAME RESULTS

	G	MIN	FG	FGA	PCT	3P	3A	PCT	FT	FTA	PCT	OFF	DEF	TOT	AST	PF	DQ	STL	TO	BLK	PTS	AVG
Bryant	65	24:47	516	1178	.438	71	217	.327	454	533	.852	103	256	359	330	176	0	112	171	28	1557	24.0
O'Neal	67	24:64	554	948	.584	0	---	---	331	676	.490	246	523	769	196	225	3	34	195	166	1439	21.5
Payton	82	28:25	482	1024	.471	55	165	.333	180	252	.714	72	270	342	449	169	0	96	151	19	1199	14.6
Malone	42	13:73	193	400	.483	0	1	.000	168	225	.747	61	306	367	163	116	1	50	103	20	554	13.2
Medvedenko	68	14:42	237	537	.441	0	3	.000	89	116	.767	148	195	343	57	191	1	38	59	18	563	8.3
George	82	19:51	233	571	.408	65	186	.349	73	96	.760	87	245	332	112	189	4	81	88	38	604	7.4
Fisher	82	17:69	203	576	.352	52	179	.291	122	153	.797	30	122	152	187	115	0	103	79	4	580	7.1
Rush	72	12:44	190	432	.440	48	138	.348	31	52	.596	20	77	97	59	109	0	33	48	20	459	6.4
Carter*	4	5:0	5	14	.357	1	3	.333	11	12	.917	0	3	3	2	5	0	0	6	0	22	5.5
Fox	38	8:46	73	186	.392	15	61	.246	22	30	.733	29	73	102	98	99	2	29	48	4	183	4.8
Cook	35	4:42	67	141	.475	0	5	.000	21	28	.750	31	70	101	20	64	0	16	17	16	155	4.4
Grant	55	11:06	92	224	.411	0	1	.000	39	54	.722	79	154	233	71	70	1	24	29	21	223	4.1
Russell	72	9:45	98	244	.402	43	112	.384	50	65	.769	32	114	146	71	110	0	32	37	12	289	4.0
Sampson	10	13:0	11	23	.478	0	---	---	7	12	.583	23	29	52	7	16	0	2	6	4	29	2.9
Walton	72	7:30	65	153	.425	13	39	.333	31	44	.705	39	88	127	113	70	1	28	44	8	174	2.4
Udoka	4	28	3	9	.333	0	1	.000	2	4	.500	1	4	5	2	3	0	2	3	1	8	2.0
Pargo*	13	6:3	6	16	.375	2	4	.500	0	0	---	0	6	6	11	5	0	2	12	0	14	1.1

DATE	OPPONENT	BOX SCORE	W / L	DATE	OPPONENT	BOX SCORE	W / L
Oct. 28	Dallas	W 109-93	1-0	Jan. 28	Seattle	W 96-82	27-15
Nov. 1	@ Phoenix	W 103-99	2-0	Jan. 30	Minnesota	L 84-97	27-16
Nov. 2	Golden State	W 87-72	3-0	Feb. 1	@ Toronto	W 84-83	28-16
Nov. 4	@ Milwaukee	W 113-107	4-0	Feb. 2	@ Indiana	L 72-85	28-17
Nov. 6	@ San Antonio	W 120-117 (2OT)	5-1	Feb. 4	@ Cleveland	W 111-106 (OT)	29-17
Nov. 7	@ New Orleans	L 95-114	5-0	Feb. 5	@ Philadelphia	L 73-96	29-18
Nov. 10	@ Memphis	L 95-105	5-2	Feb. 8	@ Orlando	W 98-96	30-18
Nov. 12	Toronto	W 94-79	6-2	Feb. 10	@ Miami	W 98-83	31-18
Nov. 14	Detroit	W 94-89	7-2	Feb. 11	@ Houston	L 87-102	31-19
Nov. 16	Miami	W 99-77	8-2	Feb. 17	Portland	W 89-86	32-19
Nov. 18	@ Detroit	L 96-106	8-3	Feb. 18	@ Golden State	W 100-99	33-19
Nov. 19	@ New York	W 104-83	9-3	Feb. 20	Philadelphia	W 116-88	34-19
Nov. 21	Chicago	W 101-94	10-3	Feb. 22	@ Phoenix	W 104-92	35-19
Nov. 23	Memphis	W 121-89	11-3	Feb. 25	@ Denver	W 112-111	36-19
Nov. 24	Washington	W 120-99	12-3	Feb. 26	Sacramento	L 101-103	36-20
Nov. 26	San Antonio	W 103-87	13-3	Feb. 28	@ Washington	W 122-110	37-20
Nov. 30	Indiana	W 99-77	14-3	Feb. 29	@ New Jersey	W 100-83	38-20
Dec. 3	@ San Antonio	W 90-86	15-3	Mar. 2	@ Atlanta	L 93-94	38-21
Dec. 4	@ Dallas	W 114-103	16-3	Mar. 3	@ Houston	W 96-93	39-21
Dec. 7	Utah	W 94-92	17-3	Mar. 5	Seattle	W 99-91	40-21
Dec. 9	New York	W 98-90	18-3	Mar. 7	New Jersey	W 94-88	41-21
Dec. 12	Dallas	L 93-110	18-4	Mar. 8	@ Utah	L 83-88	41-22
Dec. 13	@ Portland	L 108-112	18-5	Mar. 10	@ Boston	W 117-109	42-22
Dec. 19	Denver	W 101-99	19-5	Mar. 12	@ Minnesota	L 86-96	42-23
Dec. 21	Phoenix	W 107-101	20-5	Mar. 13	@ Chicago	W 88-81	43-23
Dec. 23	@ Golden State	L 98-107	20-6	Mar. 15	Orlando	W 113-110 (OT)	44-23
Dec. 25	Houston	L 87-99	20-7	Mar. 17	@ LA Clippers	W 106-103	45-23
Dec. 28	Boston	W 105-82	21-7	Mar. 19	LA Clippers	W 106-100	46-23
Jan. 2	@ Seattle	L 109-111	21-8	Mar. 21	Milwaukee	W 104-103 (OT)	47-23
Jan. 4	@ LA Clippers	L 98-101	21-9	Mar. 24	Sacramento	W 115-91	48-23
Jan. 6	@ Minnesota	L 90-106	21-10	Mar. 26	Minnesota	W 90-73	49-23
Jan. 7	@ Denver	L 91-113	21-11	Mar. 28	Utah	W 91-84	50-23
Jan. 9	Atlanta	W 113-67	22-11	Mar. 30	New Orleans	W 107-88	51-23
Jan. 12	Cleveland	W 89-79	23-11	Apr. 1	Houston	W 93-85	52-23
Jan. 14	Denver	W 97-71	24-11	Apr. 2	@ Seattle	W 97-86	53-23
Jan. 16	@ Sacramento	L 83-103	24-12	Apr. 4	San Antonio	L 89-95	53-24
Jan. 17	LA Clippers	W 91-89	25-12	Apr. 6	Portland	L 80-91	53-25
Jan. 19	Phoenix	L 85-88	25-13	Apr. 9	Memphis	W 103-95	54-25
Jan. 21	@ Memphis	L 82-88	25-14	Apr. 11	@ Sacramento	L 85-102	54-26
Jan. 22	@ Dallas	L 87-106	25-15	Apr. 13	Golden State	W 109-104	55-26
Jan. 24	@ Utah	W 93-86	26-15	Apr. 14	@ Portland	W 105-104 (2OT)	56-26

* Did not finish season on Laker roster

2004-05 LOS ANGELES LAKERS



34-48 - 4TH IN PACIFIC DIVISION

Head Coach: Rudy Tomjanovich, Frank Hamblen
Asst. Coaches: Frank Hamblen, Larry Smith, Mike Wells, Melvin Hunt, Chris Bodaken, Kurt Rambis, Brian Shaw
Starting: Chucky Atkins, Kobe Bryant, Sasha Vujacic, Jurnaine Jones, Tony Bobbitt, Pierre Brown
Seated: Devean George, Luke Walton, Lamar Odom, Chris Mihm, Vlade Divac, Stanislav Medvedenko, Brian Cook, Brian Grant, Caron Butler
Not pictured: Kareem Rush

2004-05 REGULAR SEASON STATISTICS / GAME-BY-GAME RESULTS

	G	MIN	FG	FGA	PCT	3P	3A	PCT	FT	FTA	PCT	OFF	DEF	TOT	AST	PF	DQ	STL	TO	BLK	PTS	AVG
Bryant	66	2689	573	1324	.433	131	387	.339	542	664	.816	95	297	392	398	174	1	86	270	53	1819	27.6
Butler	77	2746	441	991	.445	38	125	.304	275	319	.862	146	304	450	146	213	2	110	125	23	1195	15.5
Odom	64	2320	366	774	.473	36	117	.308	207	298	.695	134	519	653	238	211	3	42	161	65	975	15.2
Atkins	82	2903	388	910	.426	176	455	.387	163	203	.803	31	166	197	358	181	0	73	151	2	1115	13.6
Mihm	75	1870	280	552	.507	0	2	.000	175	258	.678	197	305	502	50	237	1	14	110	108	735	9.8
Jones	76	1830	210	486	.432	102	261	.394	55	75	.733	107	291	398	65	165	1	44	49	24	757	7.6
George	15	306	37	104	.356	21	58	.361	15	20	.750	13	40	53	14	32	1	8	12	2	110	7.3
Cook	72	1087	176	422	.417	78	199	.392	28	37	.757	63	153	216	35	139	3	23	29	26	458	6.4
Brown	76	1066	124	348	.356	26	72	.361	59	75	.787	21	72	93	155	59	0	32	74	1	333	4.4
Medvedenko	43	423	71	156	.455	0	1	.000	23	28	.821	31	48	79	13	64	0	9	13	2	165	3.8
Grant	69	1136	103	209	.493	0	0	---	57	79	.722	101	156	257	34	175	2	23	43	23	263	3.8
Walton	61	768	74	180	.411	16	61	.262	34	48	.708	55	87	142	93	70	0	26	58	11	198	3.2
Vujacic	35	403	33	117	.282	17	63	.270	18	19	.947	13	49	62	51	41	1	12	15	2	101	2.9
Bobbitt	2	12	2	5	.400	1	2	.500	0	0	---	0	3	3	0	1	0	0	0	0	5	2.5
Divac	15	130	13	31	.419	0	0	---	8	12	.667	18	14	32	19	25	0	4	14	1	34	2.3
Rush*	14	91	4	20	.200	2	10	.200	2	2	1.00	3	7	10	3	7	0	2	3	1	12	0.9

DATE	OPPONENT	BOX SCORE	W / L	DATE	OPPONENT	BOX SCORE	W / L
Nov. 2	Denver	W 89-78	1-0	Jan. 30	Charlotte	W 101-90	23-19
Nov. 3	@ Utah	L 78-104	1-1	Feb. 1	Portland	W 92-79	24-19
Nov. 5	San Antonio	L 96-105	1-2	Feb. 3	San Antonio	L 91-103	24-20
Nov. 7	Atlanta	W 106-90	2-2	Feb. 6	@ Houston	L 102-103	24-21
Nov. 9	@ New Orleans	W 106-98	3-2	Feb. 7	@ Atlanta	L 108-114	24-22
Nov. 10	@ Memphis	L 87-110	3-3	Feb. 9	@ New Jersey	W 104-103	25-22
Nov. 12	@ Orlando	L 113-122	3-4	Feb. 10	@ Detroit	L 81-103	25-23
Nov. 13	@ Houston	W 84-79	4-4	Feb. 13	@ Cleveland	L 89-103	25-24
Nov. 17	LA Clippers	W 103-89	5-4	Feb. 15	Utah	W 102-95	26-24
Nov. 19	@ Phoenix	L 102-107	5-5	Feb. 22	Boston	W 104-95	27-24
Nov. 21	Chicago	W 102-93	6-5	Feb. 23	@ Portland	W 86-83	28-24
Nov. 23	Milwaukee	W 100-96	7-5	Feb. 25	Detroit	L 90-111	28-25
Nov. 26	Sacramento	L 106-109	7-6	Feb. 27	@ Toronto	L 102-108	28-26
Nov. 28	New Orleans	W 89-76	8-6	Feb. 28	@ New York	L 115-117	28-27
Nov. 30	@ Milwaukee	W 95-90	9-6	Mar. 2	@ Boston	L 101-104	28-28
Dec. 1	@ Chicago	L 84-92	9-7	Mar. 4	Dallas	W 108-103	29-28
Dec. 3	Golden State	L 97-88	10-7	Mar. 6	Indiana	W 103-94	30-28
Dec. 8	Phoenix	L 110-113	10-8	Mar. 8	LA Clippers	L 101-110	30-29
Dec. 11	@ LA Clippers	W 89-87	11-8	Mar. 10	@ Dallas	W 100-95	31-29
Dec. 12	Orlando	W 105-98	12-8	Mar. 12	@ Charlotte	W 117-116	32-29
Dec. 14	@ Seattle	L 93-108	12-9	Mar. 14	@ Washington	L 81-95	32-30
Dec. 16	@ Sacramento	W 115-99	13-9	Mar. 15	@ Philadelphia	L 91-108	32-31
Dec. 17	Washington	L 116-120	13-10	Mar. 17	@ Miami	L 89-102	32-32
Dec. 20	Memphis	L 72-82	13-11	Mar. 18	@ Indiana	L 97-103	32-33
Dec. 22	New Orleans	W 101-89	14-11	Mar. 20	Seattle	L 100-102	32-34
Dec. 25	Miami	L 102-104	14-12	Mar. 22	@ Utah	L 107-115	32-35
Dec. 28	Toronto	W 117-99	15-12	Mar. 24	@ Denver	L 96-117	32-36
Jan. 2	Denver	W 99-91	16-12	Mar. 27	Philadelphia	L 89-96	32-37
Jan. 4	@ San Antonio	L 83-100	16-13	Mar. 29	New York	W 117-107	33-37
Jan. 5	@ Dallas	L 104-118	16-14	Mar. 31	Minnesota	L 96-105	33-38
Jan. 7	Houston	W 111-104	17-14	Apr. 2	@ San Antonio	L 94-95	33-39
Jan. 10	@ Minnesota	W 105-96	18-14	Apr. 3	@ Memphis	L 82-102	33-40
Jan. 12	@ Denver	L 83-95	18-15	Apr. 5	@ Phoenix	L 99-125	33-41
Jan. 13	Cleveland	W 98-94	19-15	Apr. 7	Houston	L 100-114	33-42
Jan. 15	@ Golden State	W 104-102	20-15	Apr. 8	@ Seattle	W 117-94	34-42
Jan. 17	Utah	L 94-102	20-16	Apr. 10	@ Sacramento	L 105-124	34-43
Jan. 19	Minnesota	W 93-90	21-16	Apr. 11	Phoenix	L 97-108	34-44
Jan. 21	Golden State	W 105-101	22-16	Apr. 15	Sacramento	L 106-115	34-45
Jan. 25	Seattle	L 93-104	22-17	Apr. 17	Dallas	L 112-114	34-46
Jan. 26	@ LA Clippers	L 89-105	22-18	Apr. 18	@ Golden State	L 99-126	34-47
Jan. 28	New Jersey	L 103-109	22-19	Apr. 20	@ Portland	L 103-106	34-48

* Did not finish season on Laker roster

45-37 - 3RD IN PACIFIC DIVISION

Head Coach: Phil Jackson
Asst. Coaches: Frank Hamblen, Kurt Rambis, Brian Shaw
Standing: Aaron McKie, Devin Green, Kobe Bryant, Luke Walton, Sasha Vujacic, Von Wafer, Smush Parker
Seated: Devean George, Ronny Turiaf, Lamar Odom, Chris Mihm, Andrew Bynum, Kwame Brown, Stanislav Medvedenko, Brian Cook
Not pictured: Jim Jackson, Laron Profit



2005-2006 REGULAR SEASON STATISTICS / GAME-BY-GAME RESULTS

	G	MIN	FG	FGA	PCT	3P	3A	PCT	FT	FTA	PCT	OFF	DEF	TOT	AST	PF	DQ	STL	TO	BLK	PTS	AVG
Bryant	80	3277	978	2173	.450	180	518	.347	696	819	.850	71	354	425	360	233	1	147	250	30	2832	35.4
Odom	80	3221	445	925	.481	80	215	.372	216	313	.690	181	557	738	443	256	4	75	213	64	1186	14.8
Parker	82	2773	348	779	.447	120	328	.366	125	180	.694	37	234	271	302	213	1	140	147	16	941	11.5
Mihm	59	1541	230	459	.501	0	---	---	144	201	.716	137	236	373	61	214	5	16	83	73	604	10.2
Cook	81	1535	261	511	.511	36	84	.429	84	101	.832	88	186	274	74	205	3	37	61	32	642	7.9
Brown	72	1978	204	388	.526	0	1	.000	128	235	.545	182	291	473	72	196	3	27	100	46	536	7.4
George	71	1542	170	425	.400	50	160	.313	58	86	.674	82	192	274	68	159	1	66	54	34	448	6.3
Walton	69	1333	135	328	.412	18	55	.327	57	76	.750	88	159	247	156	119	1	41	78	15	345	5.0
Profit	25	279	40	84	.476	3	18	.167	21	24	.875	8	35	43	15	25	0	11	24	5	104	4.2
Vujacic	82	1449	108	312	.346	59	172	.343	46	52	.885	33	126	159	139	150	0	48	50	3	321	3.9
Turiaf	23	161	15	30	.500	0	---	---	15	27	.556	11	26	37	8	30	0	3	7	10	45	2.0
Jackson†	13	92	9	31	.290	4	11	.364	0	---	0	0	12	12	4	5	0	2	5	0	22	1.7
Bynum	46	338	33	82	.402	0	---	---	8	27	.296	34	46	80	9	56	0	4	17	22	74	1.6
Wafer	16	73	6	38	.158	2	17	.118	6	8	.750	5	3	8	4	12	0	3	1	0	20	1.3
Medvedenko	2	6	1	2	.500	0	---	---	0	---	0	0	0	0	1	1	0	0	0	0	2	1.0
Green	27	135	6	28	.214	0	2	.000	13	21	.619	10	14	24	7	13	0	3	5	0	25	0.9
McKie	14	121	3	12	.250	0	2	.000	1	2	.500	3	17	20	11	7	0	5	2	0	7	0.5

DATE	OPPONENT	BOX SCORE	W / L	DATE	OPPONENT	BOX SCORE	W / L
Nov. 2	@ Denver	W 99-97 (OT)	1-0	Jan. 27	Golden State	W 106-105 (OT)	23-19
Nov. 3	Phoenix	L 112-122	1-1	Jan. 29	@ Detroit	L 93-102	23-20
Nov. 6	Denver	W 112-92	2-1	Jan. 31	@ New York	W 130-97	24-20
Nov. 8	@ Atlanta	W 103-97	3-1	Feb. 1	@ Indiana	L 79-105	24-21
Nov. 9	@ Minnesota	L 74-88	3-2	Feb. 3	@ Charlotte	L 102-112	24-22
Nov. 11	@ Philadelphia	L 81-85	3-3	Feb. 4	@ NO/Okla. City	L 90-106	24-23
Nov. 14	@ Memphis	L 73-85	3-4	Feb. 7	@ Dallas	L 87-102	24-24
Nov. 16	New York	W 97-92	4-4	Feb. 8	@ Houston	W 89-78	25-24
Nov. 18	L.A. Clippers	L 91-97	4-5	Feb. 11	Memphis	L 99-100	25-25
Nov. 20	Chicago	L 93-96	4-6	Feb. 13	Utah	W 94-88	26-25
Nov. 24	Seattle	W 108-96	5-6	Feb. 15	Atlanta	L 110-114	26-26
Nov. 27	New Jersey	L 96-102 (OT)	5-7	Feb. 21	Portland	W 99-82	27-26
Nov. 29	@ San Antonio	L 84-90	5-8	Feb. 23	Sacramento	W 106-85	28-26
Dec. 1	@ Utah	W 105-101 (OT)	6-8	Feb. 24	@ L.A. Clippers	L 83-102	28-27
Dec. 2	Minnesota	L 108-113	6-9	Feb. 26	Boston	L 111-112	28-28
Dec. 4	Charlotte	W 99-98	7-9	Feb. 28	Orlando	W 102-87	29-28
Dec. 6	@ Milwaukee	W 111-92	8-9	Mar. 1	@ Portland	L 93-99	29-29
Dec. 7	@ Toronto	W 102-91	9-9	Mar. 3	@ Golden State	W 106-94	30-29
Dec. 9	@ Chicago	W 93-80	10-9	Mar. 4	Detroit	W 105-94	31-29
Dec. 10	@ Minnesota	L 82-95	10-10	Mar. 6	San Antonio	L 96-103	31-30
Dec. 12	@ Dallas	W 109-106	11-10	Mar. 8	@ NO/Okla. City	W 113-107	32-30
Dec. 14	@ Memphis	W 94-79	12-10	Mar. 10	@ San Antonio	W 100-92	33-30
Dec. 16	Washington	W 97-91	13-10	Mar. 12	Seattle	L 113-120	33-31
Dec. 18	Houston	L 74-76	13-11	Mar. 14	@ Sacramento	L 98-114	33-32
Dec. 20	Dallas	W 112-90	14-11	Mar. 15	Minnesota	W 92-89	34-32
Dec. 23	@ Orlando	W 104-88	15-11	Mar. 17	@ New Jersey	L 89-92	34-33
Dec. 25	@ Miami	L 92-97	15-12	Mar. 19	@ Cleveland	L 95-96	34-34
Dec. 26	@ Washington	L 91-94	15-13	Mar. 20	@ Boston	W 105-97	35-34
Dec. 28	Memphis	L 99-100 (OT)	15-14	Mar. 22	Sacramento	W 87-80	36-34
Jan. 1	Utah	L 94-98	15-15	Mar. 24	Milwaukee	W 101-96	37-34
Jan. 3	@ Utah	L 80-90	15-16	Mar. 26	NO/Okla. City	W 105-94	38-34
Jan. 6	Philadelphia	W 119-93	16-16	Mar. 30	San Antonio	L 85-96	38-35
Jan. 7	@ L.A. Clippers	W 112-109	17-16	Mar. 31	@ Seattle	W 106-93	39-35
Jan. 9	Indiana	W 96-90	18-16	Apr. 2	Houston	W 104-88	40-35
Jan. 11	@ Portland	L 103-113	18-17	Apr. 6	@ Denver	L 108-110 (OT)	40-36
Jan. 12	Cleveland	W 99-98	19-17	Apr. 7	@ Phoenix	L 96-107	40-37
Jan. 14	@ Golden State	W 110-104	20-17	Apr. 9	L.A. Clippers	W 100-83	41-37
Jan. 16	Miami	W 100-92	21-17	Apr. 11	Golden State	W 111-100	42-37
Jan. 19	@ Sacramento	L 109-118 (OT)	21-18	Apr. 14	Portland	W 111-99	43-37
Jan. 20	@ Phoenix	L 93-106	21-19	Apr. 16	Phoenix	W 109-89	44-37
Jan. 22	Toronto	W 122-104	22-19	Apr. 19	NO/Oklahoma City	W 115-95	45-37

† Totals with Lakers only

2006-07 LOS ANGELES LAKERS



42-40 - 2ND IN PACIFIC DIVISION

Head Coach: Phil Jackson
Asst. Coaches: Jim Clemons, Frank Hamblen, Kurt Rambis, Brian Shaw
Standing: Shammond Williams, Aaron McKie, Kobe Bryant, Sasha Vujacic, Maurice Evans, Smush Parker, Jordan Farmar
Seated: Luke Walton, Ronny Turiaf, Lamar Odom, Chris Mihm, Andrew Bynum, Kwame Brown, Vladimir Radmanovic, Brian Cook

2006-07 REGULAR SEASON STATISTICS / GAME-BY-GAME RESULTS

	G	MIN	FG	FGA	PCT	3P	3A	PCT	FT	FTA	PCT	OFF	DEF	TOT	AST	PF	DQ	STL	TO	BLK	PTS	AVG
Bryant	77	3140	813	1757	.463	137	398	.344	667	768	.868	75	364	439	413	205	2	111	255	36	2430	31.6
Odom	56	2202	319	681	.468	54	182	.297	198	283	.700	102	445	547	270	182	5	53	163	32	890	15.9
Walton	60	1982	264	557	.474	48	124	.387	108	145	.745	87	215	302	257	117	2	60	118	21	684	11.4
Parker	82	2457	342	785	.436	110	301	.365	113	175	.646	45	161	206	228	211	4	119	153	10	907	11.1
Brown	41	1132	143	242	.591	0	1	.000	59	134	.440	81	163	244	75	124	0	39	76	49	345	8.4
Evans	76	1732	234	542	.432	48	133	.361	122	155	.787	93	128	221	74	126	0	38	57	14	638	8.4
Bynum	82	1793	247	443	.558	0	3	.000	143	214	.668	139	345	484	94	249	5	12	115	128	637	7.8
Cook	65	1018	185	408	.453	46	115	.400	34	47	.723	61	154	215	65	134	3	25	51	27	450	6.9
Radmanovic	55	986	134	316	.424	40	118	.339	53	73	.726	53	127	180	66	125	2	25	69	18	361	6.6
Turiaf	72	1087	147	268	.549	0	1	.000	89	134	.664	88	171	259	63	202	5	17	52	78	383	5.3
Farmar	72	1090	124	294	.422	45	137	.328	27	38	.711	22	97	119	137	77	0	44	73	7	320	4.4
Vujacic	73	935	105	268	.392	60	161	.373	43	49	.878	28	79	107	64	103	1	41	30	1	313	4.3
Williams	30	345	35	86	.407	20	50	.400	4	6	.667	11	29	40	31	20	0	12	13	0	94	3.1
McKie	10	131	11	17	.647	0	0	---	0	0	---	1	17	18	13	14	0	4	8	0	22	2.2

DATE	OPPONENT	BOX SCORE	W / L	DATE	OPPONENT	BOX SCORE	W / L
Oct. 31	Phoenix	W 114-106	1-0	Jan. 22	Golden State	W 108-103	27-15
Nov. 1	@ Golden State	W 110-98	2-0	Jan. 26	Charlotte	L 97-106 (OT)	27-16
Nov. 3	Seattle	W 118-112	3-0	Jan. 28	San Antonio	L 94-96 (OT)	27-17
Nov. 5	@ Seattle	L 101-117	3-1	Jan. 30	@ New York	L 94-99	27-18
Nov. 7	Minnesota	W 95-88	4-1	Jan. 31	@ Boston	W 111-98	28-18
Nov. 8	@ Portland	L 90-101	4-2	Feb. 2	@ Indiana	L 84-95	28-19
Nov. 10	Detroit	L 83-97	4-3	Feb. 3	@ Washington	W 118-102	29-19
Nov. 12	Memphis	W 91-81	5-3	Feb. 5	@ Atlanta	W 90-83	30-19
Nov. 17	Toronto	W 107-100	6-3	Feb. 8	@ Detroit	L 78-93	30-20
Nov. 19	Chicago	W 82-72	7-3	Feb. 9	@ Toronto	L 92-96	30-21
Nov. 21	L.A. Clippers	W 105-101	8-3	Feb. 11	@ Cleveland	L 90-99	30-22
Nov. 24	@ Utah	L 108-114	8-4	Feb. 13	New York	L 106-107	30-23
Nov. 26	New Jersey	L 99-93	9-4	Feb. 15	Cleveland	L 108-114	30-24
Nov. 28	Milwaukee	L 105-109	9-5	Feb. 21	Portland	L 108-112	30-25
Nov. 30	Utah	W 132-102	10-5	Feb. 23	Boston	W 122-94	31-25
Dec. 2	@ L.A. Clippers	W 97-88	11-5	Feb. 25	@ Golden State	W 102-85	32-25
Dec. 4	Indiana	W 101-87	12-5	Feb. 26	@ Utah	W 102-94	32-25
Dec. 6	N.O./Oklahoma City	L 89-105	12-6	Mar. 2	Sacramento	L 108-116	32-26
Dec. 8	Atlanta	W 106-95	13-6	Mar. 4	@ Phoenix	L 94-99	32-27
Dec. 10	San Antonio	W 106-99	14-6	Mar. 6	@ Minnesota	L 107-117 (2OT)	32-28
Dec. 12	@ Houston	W 102-94	15-6	Mar. 7	@ Milwaukee	L 90-110	32-29
Dec. 13	@ Dallas	L 101-110	15-7	Mar. 9	@ Philadelphia	L 92-108	33-30
Dec. 15	Houston	W 112-101 (2OT)	16-7	Mar. 11	Dallas	L 72-108	33-31
Dec. 17	Washington	L 141-147 (OT)	16-8	Mar. 15	@ Denver	L 86-113	33-32
Dec. 19	@ Chicago	L 89-94	16-9	Mar. 16	Portland	W 116-111 (OT)	34-32
Dec. 20	@ Minnesota	W 111-94	17-9	Mar. 18	Minnesota	W 109-102	35-32
Dec. 22	@ New Jersey	W 99-95	18-9	Mar. 22	@ Memphis	W 121-119	36-32
Dec. 25	@ Miami	L 85-101	18-10	Mar. 23	@ N.O./Oklahoma City	W 111-105	37-32
Dec. 27	@ Orlando	W 106-93	19-10	Mar. 25	Golden State	W 115-113	38-32
Dec. 29	@ Charlotte	L 124-133 (3OT)	19-11	Mar. 27	Memphis	L 86-88	38-33
Dec. 31	Philadelphia	W 104-94	20-11	Mar. 30	Houston	L 104-107 (OT)	38-34
Jan. 4	@ Sacramento	W 132-128 (OT)	21-11	Apr. 1	Sacramento	W 126-103	39-34
Jan. 5	Denver	W 123-104	22-11	Apr. 3	Denver	L 105-111	39-35
Jan. 7	Dallas	W 101-98	23-11	Apr. 4	@ L.A. Clippers	L 82-90	39-36
Jan. 9	@ Memphis	L 118-128	23-12	Apr. 6	@ Seattle	W 112-109	40-36
Jan. 10	@ Houston	L 77-102	23-13	Apr. 8	Phoenix	L 107-115	40-37
Jan. 12	Orlando	W 109-106	24-13	Apr. 9	@ Denver	L 111-115	40-38
Jan. 15	Miami	W 124-118 (OT)	25-13	Apr. 12	L.A. Clippers	L 110-118	40-39
Jan. 17	@ San Antonio	W 100-96	26-13	Apr. 13	@ Phoenix	L 85-93	40-40
Jan. 18	@ Dallas	L 95-114	26-14	Apr. 15	Seattle	W 109-98	41-40
Jan. 20	@ N.O./Oklahoma City	L 103-113	26-15	Apr. 18	@ Sacramento	W 117-106	42-40

57-25 - 1ST IN PACIFIC DIVISION

Head Coach: Phil Jackson
Asst. Coaches: Jim Cleamons, Frank Hamblen, Kurt Rambis, Brian Shaw
Standing: Derek Fisher, Coby Karl, Kobe Bryant, Trevor Ariza, Sasha Vujacic, Jordan Farmar
Seated: Vladimir Radmanovic, Lamar Odom, DJ Mbenga, Chris Mihm, Andrew Bynum, Pau Gasol, Ronny Turiaf, Luke Walton
Not pictured: Kwame Brown, Brian Cook, Javaris Crittenton, Maurice Evans, Ira Newble



Western Conference Champions

2007-2008 REGULAR SEASON STATISTICS / GAME-BY-GAME RESULTS

	G	MIN	FG	FGA	PCT	3P	3A	PCT	FT	FTA	PCT	OFF	DEF	TOT	AST	PF	DQ	STL	TO	BLK	PTS	AVG
Bryant	82	3192	775	1690	.459	150	415	.361	623	742	.840	94	423	517	441	227	1	151	257	40	2323	28.3
Gasol†	77	2918	196	333	.589	0	1	.000	116	147	.789	61	150	211	95	54	0	14	44	42	508	18.8
Odom	77	2921	417	795	.525	31	113	.274	229	328	.698	197	622	819	273	222	3	75	156	72	1094	14.2
Bynum	35	1008	189	297	.636	0	0	---	82	118	.695	105	251	356	61	98	2	12	52	72	460	13.1
Fisher	82	2249	339	777	.436	112	276	.406	166	188	.883	24	146	170	239	188	0	86	90	3	956	11.7
Farmar	82	1690	291	631	.461	114	307	.371	53	78	.679	39	144	183	225	105	0	77	108	5	749	9.1
Vujacic	72	1279	219	482	.454	118	270	.437	76	91	.835	19	135	154	72	107	0	36	52	5	632	8.8
Radmanovic	65	1483	198	437	.453	95	234	.406	52	65	.800	56	159	215	123	147	1	46	73	12	543	8.4
Walton	74	1729	215	478	.450	28	84	.333	77	109	.706	85	206	291	218	133	1	60	100	18	535	7.2
Turiaf	78	1458	188	397	.474	0	1	.000	140	186	.753	95	211	306	128	199	3	28	72	108	516	6.6
Ariza†	24	431	55	105	.524	5	15	.333	41	60	.683	25	59	84	36	36	0	26	18	8	156	6.5
Brown*	23	509	53	103	.515	0	0	---	26	64	.406	31	100	131	28	58	0	16	37	19	132	5.7
Evans*	7	96	9	28	.321	1	7	.143	12	15	.800	4	5	9	12	10	0	5	0	1	31	4.4
Mihm	23	278	32	95	.337	0	0	---	18	27	.667	28	49	77	13	42	0	4	17	14	82	3.6
Crittenton*	22	171	26	53	.491	1	3	.333	19	28	.679	7	14	21	18	12	0	7	22	0	72	3.3
Cook*	6	70	4	21	.190	2	10	.200	4	4	1.00	4	6	10	3	6	0	2	4	0	14	2.3
Mbenga†	26	196	30	61	.492	0	0	---	4	10	.400	15	26	41	6	38	1	4	8	16	64	2.5
Karl	17	71	9	26	.346	4	13	.308	8	10	.800	3	11	14	9	4	0	4	5	2	30	1.8
Newble†	16	31	3	9	.333	1	2	.500	0	0	---	6	5	11	3	5	0	1	3	1	7	1.2

DATE	OPPONENT	BOX SCORE	W / L	DATE	OPPONENT	BOX SCORE	W / L
Oct. 30	Houston	L 93-95	0-1	Jan. 27	Cleveland	L 95-98	27-15
Nov. 2	@ Phoenix	W 119-98	1-1	Jan. 29	New York	W 120-109	28-15
Nov. 4	Utah	W 119-109	2-1	Jan. 31	@ Detroit	L 89-90	29-16
Nov. 6	New Orleans	L 104-118	2-2	Feb. 1	@ Toronto	W 121-101	29-16
Nov. 9	Minnesota	W 107-93	3-2	Feb. 3	@ Washington	W 103-91	30-16
Nov. 13	@ San Antonio	L 92-107	3-3	Feb. 5	@ New Jersey	W 105-90	31-16
Nov. 14	@ Houston	W 93-90	4-3	Feb. 6	@ Atlanta	L 95-98	31-17
Nov. 16	Detroit	W 103-91	5-3	Feb. 8	@ Orlando	W 117-113	32-17
Nov. 18	Chicago	W 106-78	6-3	Feb. 10	@ Miami	W 104-94	33-17
Nov. 20	@ Indiana	W 134-114	7-3	Feb. 11	@ Charlotte	W 106-97	34-17
Nov. 21	@ Milwaukee	L 103-110	7-4	Feb. 13	@ Minnesota	W 117-92	35-17
Nov. 23	@ Boston	L 94-107	7-5	Feb. 19	Atlanta	W 122-93	36-17
Nov. 25	New Jersey	L 100-102	7-6	Feb. 20	@ Phoenix	W 130-124	37-17
Nov. 27	Seattle	W 106-99	8-6	Feb. 23	@ L.A. Clippers	W 113-95	38-17
Nov. 29	Denver	W 127-99	9-6	Feb. 24	@ Seattle	W 111-91	39-17
Nov. 30	@ Utah	L 96-120	9-7	Feb. 26	Portland	W 96-83	40-17
Dec. 2	Orlando	L 97-104	9-8	Feb. 28	Miami	W 106-88	41-17
Dec. 4	@ Minnesota	W 116-95	10-8	Feb. 29	@ Portland	L 111-119	41-18
Dec. 5	@ Denver	W 111-107	11-8	Mar. 2	Dallas	W 108-104 (OT)	42-18
Dec. 9	Golden State	W 123-113	12-8	Mar. 4	@ Sacramento	W 117-105	43-18
Dec. 13	San Antonio	W 102-97	13-8	Mar. 7	L.A. Clippers	W 119-82	44-18
Dec. 14	@ Golden State	L 106-108	13-9	Mar. 9	Sacramento	L 113-114	44-19
Dec. 16	L.A. Clippers	W 113-92	14-9	Mar. 11	Toronto	W 117-108	45-19
Dec. 18	@ Chicago	W 103-91	15-9	Mar. 14	@ New Orleans	L 98-108	45-20
Dec. 20	@ Cleveland	L 90-94	15-10	Mar. 16	@ Houston	L 92-104	45-21
Dec. 21	@ Philadelphia	W 106-101	16-10	Mar. 18	@ Dallas	W 102-100	46-21
Dec. 23	@ New York	W 95-90	17-10	Mar. 20	@ Utah	W 106-95	47-21
Dec. 25	Phoenix	W 122-115	18-10	Mar. 21	Seattle	W 130-105	48-21
Dec. 28	Utah	W 123-109	19-10	Mar. 23	Golden State	L 111-115	48-22
Dec. 30	Boston	L 91-110	19-11	Mar. 24	@ Golden State	W 123-119 (OT)	49-22
Jan. 4	Philadelphia	W 124-93	20-11	Mar. 26	Charlotte	L 95-108	49-23
Jan. 6	Indiana	W 112-96	21-11	Mar. 28	Memphis	L 111-114	49-24
Jan. 8	@ Memphis	W 117-101	22-11	Mar. 30	Washington	W 126-120 (OT)	50-24
Jan. 9	@ New Orleans	W 109-80	23-11	Apr. 2	Portland	W 104-91	51-24
Jan. 11	Milwaukee	W 110-105	24-11	Apr. 4	Dallas	W 112-108	52-24
Jan. 13	Memphis	W 100-99	25-11	Apr. 6	@ Sacramento	W 114-92	53-24
Jan. 14	@ Seattle	W 123-121 (OT)	26-11	Apr. 8	@ Portland	L 103-112	53-25
Jan. 17	Phoenix	L 98-106	26-12	Apr. 10	@ L.A. Clippers	W 106-78	54-25
Jan. 21	Denver	W 116-99	27-12	Apr. 11	New Orleans	W 107-104	55-25
Jan. 23	@ San Antonio	L 91-103	27-13	Apr. 13	San Antonio	W 106-85	56-25
Jan. 25	@ Dallas	L 105-112	27-14	Apr. 15	Sacramento	W 124-101	57-25

*Did not finish season on Laker roster.
 † Totals with Lakers only.

2008-09 LOS ANGELES LAKERS



65-17 - 1ST IN PACIFIC DIVISION

Head Coach: Phil Jackson
Asst. Coaches: Jim Clemons, Frank Hamblen, Kurt Rambis, Brian Shaw
Standing: Derek Fisher, Shannon Brown, Adam Morrison, Kobe Bryant, Sasha Vujacic, Jordan Farmar
Seated: Luke Walton, Josh Powell, DJ Mbenga, Pau Gasol, Andrew Bynum, Lamar Odom, Sun Yue, Trevor Ariza
Not pictured: Chris Mihm, Vladimir Radmanovic

NBA Champions

2008-09 REGULAR SEASON STATISTICS / GAME-BY-GAME RESULTS

	G	MIN	FG	FGA	PCT	3P	3A	PCT	FT	FTA	PCT	OFF	DEF	TOT	AST	PF	DQ	STL	TO	BLK	PTS	AVG
Bryant	82	2960	800	1712	.467	118	336	.351	483	564	.856	90	339	429	399	189	1	120	210	37	2201	26.8
Gasol	81	2999	592	1045	.567	1	2	.500	343	439	.781	262	518	780	284	172	0	52	157	81	1528	18.9
Bynum	50	1446	281	502	.560	0	0	---	152	215	.707	137	261	398	71	157	1	18	85	90	714	14.3
Odom	78	2316	346	703	.492	33	103	.320	160	257	.623	176	461	637	204	235	5	77	138	98	885	11.3
Fisher	82	2441	292	688	.424	120	302	.397	110	130	.846	25	163	188	261	187	0	95	72	6	814	9.9
Ariza	82	1999	274	596	.460	61	191	.319	120	169	.710	111	241	352	145	166	1	137	87	24	729	8.9
Farmar	65	1192	161	412	.391	49	146	.336	45	77	.584	22	95	117	155	105	0	57	87	10	416	6.4
Radmanovic	46	771	95	214	.444	60	136	.441	23	27	.852	18	99	117	38	51	0	28	47	7	273	5.9
Vujacic	80	1293	155	401	.387	81	223	.363	70	76	.921	19	116	135	113	154	0	77	35	7	461	5.8
Walton	65	1166	134	307	.436	17	57	.298	41	57	.719	55	125	180	177	105	1	32	69	10	326	5.0
Powell	60	703	106	239	.444	0	0	---	38	50	.760	71	105	176	27	98	0	9	51	17	250	4.2
Brown†	18	136	22	42	.524	6	9	.667	8	9	.889	3	17	20	10	9	0	4	9	2	58	3.2
Mbenga	23	181	27	57	.474	0	1	.000	7	8	.875	9	22	31	9	33	0	10	13	24	61	2.7
Mihm*	18	105	15	40	.375	0	0	---	6	7	.857	15	19	34	10	23	0	1	10	6	36	2.0
Morrison†	8	44	4	12	.333	1	4	.250	1	2	.500	2	6	8	3	4	0	0	3	0	10	1.3
Sun	10	28	3	11	.273	0	6	.000	0	0	---	0	0	0	2	10	0	1	3	1	6	0.6

DATE	OPPONENT	BOX SCORE	W / L	DATE	OPPONENT	BOX SCORE	W / L
Oct. 28	Portland	W 96-76	1-0	Jan. 22	Washington	W 117-97	34-8
Oct. 29	@ L.A. Clippers	W 117-79	2-0	Jan. 25	San Antonio	W 99-85	35-8
Nov. 1	@ Denver	W 104-97	3-0	Jan. 27	Charlotte	L 110-117 (20T)	35-9
Nov. 5	L.A. Clippers	W 106-88	4-0	Jan. 30	@ Minnesota	W 132-119	36-9
Nov. 9	Houston	W 111-82	5-0	Jan. 31	@ Memphis	W 115-98	37-9
Nov. 11	@ Dallas	W 106-99	6-0	Feb. 2	@ New York	W 126-117	38-9
Nov. 12	@ New Orleans	W 93-86	7-0	Feb. 4	@ Toronto	W 115-107	39-9
Nov. 14	Detroit	L 95-106	7-1	Feb. 5	@ Boston	W 110-109 (OT)	40-9
Nov. 18	Chicago	W 116-109	8-1	Feb. 8	@ Cleveland	W 101-91	41-9
Nov. 20	@ Phoenix	W 105-92	9-1	Feb. 10	Oklahoma City	W 105-98	42-9
Nov. 21	Denver	W 104-90	10-1	Feb. 11	@ Utah	L 109-113	42-10
Nov. 23	Sacramento	W 118-108	11-1	Feb. 17	Atlanta	W 96-83	43-10
Nov. 25	New Jersey	W 120-93	12-1	Feb. 18	@ Golden State	W 129-121	44-10
Nov. 28	Dallas	W 114-107	13-1	Feb. 20	New Orleans	W 115-111 (OT)	45-10
Nov. 30	Toronto	W 112-99	14-1	Feb. 22	@ Minnesota	W 111-103	46-10
Dec. 2	@ Indiana	L 117-118	14-2	Feb. 24	@ Oklahoma City	W 107-93	47-10
Dec. 3	@ Philadelphia	W 114-102	15-2	Feb. 26	Phoenix	W 132-106	48-10
Dec. 5	@ Washington	W 106-104	16-2	Feb. 27	@ Denver	L 79-90	48-11
Dec. 7	Milwaukee	W 105-92	17-2	Mar. 1	@ Phoenix	L 111-118	48-12
Dec. 9	@ Sacramento	L 101-113	17-3	Mar. 3	Memphis	W 99-89	49-12
Dec. 10	Phoenix	W 115-110	18-3	Mar. 6	Minnesota	W 110-90	50-12
Dec. 12	Sacramento	W 112-103	19-3	Mar. 9	@ Portland	L 94-111	50-13
Dec. 14	Minnesota	W 98-86	20-3	Mar. 11	@ Houston	W 102-96	51-13
Dec. 16	New York	W 116-114	21-3	Mar. 12	@ San Antonio	W 102-95	52-13
Dec. 19	@ Miami	L 87-89	21-4	Mar. 15	Dallas	W 107-100	53-13
Dec. 20	@ Orlando	L 103-106	21-5	Mar. 17	Philadelphia	L 93-94	53-14
Dec. 22	@ Memphis	W 105-96	22-5	Mar. 19	Golden State	W 114-106	54-14
Dec. 23	@ New Orleans	W 100-87	23-5	Mar. 21	@ Chicago	W 117-109	55-14
Dec. 25	Boston	W 92-83	24-5	Mar. 24	@ Oklahoma City	W 107-89	56-14
Dec. 28	Golden State	W 130-113	25-5	Mar. 26	@ Detroit	W 92-77	57-14
Jan. 2	Utah	W 113-100	26-5	Mar. 27	@ New Jersey	W 103-95	58-14
Jan. 4	Portland	W 100-86	27-5	Mar. 29	@ Atlanta	L 76-86	58-15
Jan. 6	New Orleans	L 105-116	27-6	Mar. 31	@ Charlotte	L 84-94	58-16
Jan. 7	@ Golden State	W 114-106	28-6	Apr. 1	@ Milwaukee	W 104-98	59-16
Jan. 9	Indiana	W 121-119	29-6	Apr. 3	Houston	W 93-81	60-16
Jan. 11	Miami	W 108-105	30-6	Apr. 5	L.A. Clippers	W 88-85	61-16
Jan. 13	@ Houston	W 105-100	31-6	Apr. 7	@ Sacramento	W 122-104	62-16
Jan. 14	@ San Antonio	L 111-112	31-7	Apr. 9	Denver	W 116-102	63-16
Jan. 16	Orlando	L 103-109	31-8	Apr. 10	@ Portland	L 98-106	63-17
Jan. 19	Cleveland	W 105-88	32-8	Apr. 12	Memphis	W 92-75	64-17
Jan. 21	@ L.A. Clippers	W 108-97	33-8	Apr. 14	Utah	W 125-112	65-17

* Did not finish season on Laker roster;
 † Totals with Lakers only

57-25 - 1ST IN PACIFIC DIVISION

Head Coach: Phil Jackson
 Asst. Coaches: Jim Cleamons, Frank Hamblen, Brian Shaw
 Standing: Derek Fisher, Shannon Brown, Adam Morrison, Kobe Bryant, Sasha Vujacic, Jordan Farmar
 Seated: Luke Walton, Josh Powell, DJ Mbenga, Pau Gasol, Andrew Bynum, Lamar Odom, Metta World Peace



NBA Champions

2009-2010 REGULAR SEASON STATISTICS / GAME-BY-GAME RESULTS

	G	MIN	FG	FGA	PCT	3P	3A	PCT	FT	FTA	PCT	OFF	DEF	TOT	AST	PF	DQ	STL	TO	BLK	PTS	AVG
Bryant	73	2835	716	1569	.456	99	301	.329	439	541	.811	78	313	391	365	187	0	113	233	20	1970	27.0
Gasol	65	2403	452	844	.536	0	5	.000	286	362	.790	243	491	734	218	152	0	37	143	113	1190	18.3
Bynum	65	1977	392	688	.570	0	1	.000	193	261	.739	177	364	541	68	193	2	35	115	94	977	15.0
World Peace	77	2605	306	740	.414	105	296	.355	128	186	.688	99	232	331	234	165	1	106	121	21	845	11.0
Odom	82	2585	342	739	.463	58	182	.319	140	202	.693	184	618	802	267	227	1	75	150	59	882	10.8
Brown	82	1700	253	592	.427	62	189	.328	99	121	.818	30	153	183	108	129	0	57	67	31	667	8.1
Fisher	82	2227	212	558	.380	78	224	.348	113	132	.856	25	145	170	201	202	1	90	78	9	615	7.5
Farmar	82	1474	224	515	.435	86	229	.376	57	85	.671	14	117	131	127	109	0	52	72	11	591	7.2
Vujacic	67	575	66	164	.402	25	81	.309	28	33	.848	25	54	79	41	67	0	20	17	4	185	2.8
Powell	63	581	71	194	.366	7	16	.438	20	31	.645	44	72	116	35	71	0	9	33	6	169	2.7
Morrison	31	241	32	85	.376	5	21	.238	5	8	.625	10	22	32	18	17	0	3	10	2	74	2.4
Walton	29	272	30	84	.357	7	17	.412	2	4	.500	12	26	38	40	19	0	10	12	1	69	2.4
Mbenga	49	355	48	103	.466	0	0	---	9	19	.474	32	55	87	8	54	0	5	15	29	105	2.1

DATE	OPPONENT	BOX SCORE	W / L	DATE	OPPONENT	BOX SCORE	W / L
Oct. 27	L.A. Clippers	W 99-92	1-0	Jan. 21	@ Cleveland	L 87-93	32-10
Oct. 30	Dallas	L 80-94	1-1	Jan. 22	@ New York	W 115-105	33-10
Nov. 1	Atlanta	W 118-110	2-1	Jan. 24	@ Toronto	L 105-106	33-11
Nov. 3	@ Oklahoma City	W 101-98 (OT)	3-1	Jan. 26	@ Washington	W 115-103	34-11
Nov. 4	@ Houston	W 103-102 (OT)	4-1	Jan. 27	@ Indiana	W 118-96	35-11
Nov. 6	Memphis	W 114-98	5-1	Jan. 29	@ Philadelphia	W 99-91	36-11
Nov. 8	New Orleans	W 104-88	6-1	Jan. 31	@ Boston	W 90-89	37-11
Nov. 12	Phoenix	W 121-102	7-1	Feb. 1	@ Memphis	L 93-95	37-12
Nov. 13	@ Denver	L 79-105	7-2	Feb. 3	Charlotte	W 99-97	38-12
Nov. 15	Houston	L 91-101	7-3	Feb. 5	Denver	L 113-126	38-13
Nov. 17	Detroit	W 106-93	8-3	Feb. 6	@ Portland	W 99-82	39-13
Nov. 19	Chicago	W 108-93	9-3	Feb. 8	San Antonio	W 101-89	40-13
Nov. 22	Oklahoma City	W 101-85	10-3	Feb. 10	@ Utah	W 96-81	41-13
Nov. 24	New York	W 100-90	11-3	Feb. 16	Golden State	W 104-94	42-13
Nov. 28	@ Golden State	W 130-97	12-3	Feb. 18	Boston	L 86-87	42-14
Nov. 29	New Jersey	W 106-87	13-3	Feb. 23	@ Memphis	W 99-98	43-14
Dec. 1	New Orleans	W 110-99	14-3	Feb. 24	@ Dallas	L 96-101	43-15
Dec. 4	Miami	W 108-107	15-3	Feb. 26	Philadelphia	W 99-90	44-15
Dec. 6	Phoenix	W 108-88	16-3	Feb. 28	Denver	W 95-89	45-15
Dec. 9	Utah	W 101-77	17-3	Mar. 2	Indiana	W 122-99	46-15
Dec. 11	Minnesota	W 104-92	18-3	Mar. 4	@ Miami	L 111-114 (OT)	46-16
Dec. 12	@ Utah	L 94-102	18-4	Mar. 5	@ Charlotte	L 83-98	46-17
Dec. 15	@ Chicago	W 96-87	19-4	Mar. 7	@ Orlando	L 94-96	46-18
Dec. 16	@ Milwaukee	W 107-106 (OT)	20-4	Mar. 9	Toronto	W 109-107	47-18
Dec. 19	@ New Jersey	W 103-84	21-4	Mar. 12	@ Phoenix	W 102-96	48-18
Dec. 20	@ Detroit	W 93-81	22-4	Mar. 15	@ Golden State	W 124-121	49-18
Dec. 22	Oklahoma City	W 111-108	23-4	Mar. 16	@ Sacramento	W 106-99	50-18
Dec. 25	Cleveland	L 87-102	23-5	Mar. 19	Minnesota	W 104-96	51-18
Dec. 26	@ Sacramento	W 112-103 (2OT)	24-5	Mar. 21	Washington	W 99-92	52-18
Dec. 28	@ Phoenix	L 103-118	24-6	Mar. 24	@ San Antonio	W 92-83	53-18
Dec. 29	Golden State	W 124-118	25-6	Mar. 26	@ Oklahoma City	L 75-91	53-19
Jan. 1	Sacramento	W 109-108	26-6	Mar. 27	@ Houston	W 109-101	54-19
Jan. 3	Dallas	W 131-96	27-6	Mar. 29	@ New Orleans	L 100-108	54-20
Jan. 5	Houston	W 88-79	28-6	Mar. 31	@ Atlanta	L 92-109	54-21
Jan. 6	@ L.A. Clippers	L 91-102	28-7	Apr. 2	Utah	W 106-92	55-21
Jan. 8	@ Portland	L 98-107	28-8	Apr. 4	San Antonio	L 81-100	55-22
Jan. 10	Milwaukee	W 95-77	29-8	Apr. 8	@ Denver	L 96-98	55-23
Jan. 12	@ San Antonio	L 85-105	29-9	Apr. 9	@ Minnesota	W 97-88	56-23
Jan. 13	@ Dallas	W 100-95	30-9	Apr. 11	Portland	L 88-91	56-24
Jan. 15	L.A. Clippers	W 126-86	31-9	Apr. 13	Sacramento	W 106-100	57-24
Jan. 18	Orlando	W 98-92	32-9	Apr. 14	@ L.A. Clippers	L 101-107	57-25

2010-11 LOS ANGELES LAKERS



57-25 - 1ST IN PACIFIC DIVISION

Head Coach: Phil Jackson
Asst. Coaches: Jim Cleamons, Frank Hamblen, Chuck Person, Brian Shaw
Standing: Steve Blake, Shannon Brown, Luke Walton, Matt Barnes, Kobe Bryant, Derek Fisher
Seated: Devin Ebanks, Joe Smith, Lamar Odom, Pau Gasol, Andrew Bynum, Theo Ratliff, Derrick Caracter, Metta World Peace
Not pictured: Trey Johnson, Sasha Vujacic

2010-11 REGULAR SEASON STATISTICS / GAME-BY-GAME RESULTS

	G	MIN	FG	FGA	PCT	3P	3A	PCT	FT	FTA	PCT	OFF	DEF	TOT	AST	PF	DQ	STL	TO	BLK	PTS	AVG
Bryant	82	2779	740	1639	.451	115	356	.323	483	583	.828	83	336	419	388	172	0	99	243	12	2078	25.3
Gasol	82	3037	593	1120	.529	1	3	.333	354	430	.823	268	568	836	273	203	2	48	142	130	1541	18.8
Odom	82	2639	473	893	.530	68	178	.382	166	246	.675	175	535	710	249	200	1	47	139	61	1180	14.4
Bynum	54	1500	237	413	.574	0	0	---	138	209	.660	170	338	508	73	140	1	19	74	106	612	11.3
Brown	82	1568	273	643	.425	74	212	.349	92	101	.911	35	122	157	96	124	0	67	75	16	712	8.7
World Peace	82	2410	261	658	.397	83	233	.356	92	136	.676	100	167	267	175	181	1	124	90	36	697	8.5
Fisher	82	2297	206	529	.389	63	159	.396	83	103	.806	14	138	152	224	192	0	99	70	8	558	6.8
Barnes	53	1020	131	279	.470	34	107	.318	60	77	.779	73	155	228	71	127	0	39	58	22	356	6.7
Johnson†	1	13	2	3	.667	0	0	---	2	2	1.00	0	0	0	0	1	0	0	0	0	6	6.0
Blake	79	1581	110	306	.359	73	193	.378	26	30	.867	19	137	156	170	99	0	40	73	3	319	4.0
Ebanks	20	118	21	51	.412	2	5	.400	18	23	.783	15	12	27	2	7	0	4	6	5	62	3.1
Caracter	41	215	32	66	.485	0	0	---	17	23	.739	19	24	43	7	47	1	4	19	10	81	2.0
Vujacic*	11	54	8	23	.348	3	7	.429	1	2	.500	1	3	4	5	7	0	1	5	0	20	1.8
Walton	54	484	38	116	.328	8	34	.235	7	10	.700	9	58	67	62	38	0	9	31	4	91	1.7
Smith†	12	44	2	12	.167	0	0	---	2	2	1.00	2	16	18	3	10	0	3	4	6	6	0.5
Ratliff	10	71	1	6	.167	0	0	---	0	2	.000	6	7	13	3	7	0	2	3	5	2	0.2

DATE	OPPONENT	BOX SCORE	W / L	DATE	OPPONENT	BOX SCORE	W / L
Oct. 26	Houston	W 112-110	1-0	Jan. 16	@ L.A. Clippers	L 92-99	30-12
Oct. 29	@ Phoenix	W 114-106	2-0	Jan. 17	Oklahoma City	W 101-94	31-12
Oct. 31	Golden State	W 107-83	3-0	Jan. 19	@ Dallas	L 100-109	31-13
Nov. 2	Memphis	W 124-105	4-0	Jan. 21	@ Denver	W 107-97	32-13
Nov. 3	@ Sacramento	W 112-100	5-0	Jan. 25	Utah	W 120-91	33-13
Nov. 5	Toronto	W 108-103	6-0	Jan. 28	Sacramento	L 95-100	33-14
Nov. 7	Portland	W 121-96	7-0	Jan. 30	Boston	L 96-109	33-15
Nov. 9	Minnesota	W 99-94	8-0	Feb. 1	Houston	W 114-106 (OT)	34-15
Nov. 11	@ Denver	L 112-118	8-1	Feb. 3	San Antonio	L 88-89	34-16
Nov. 14	Phoenix	L 116-121	8-2	Feb. 5	@ New Orleans	W 101-95	35-16
Nov. 16	@ Milwaukee	W 118-107	9-2	Feb. 7	@ Memphis	W 93-84	36-16
Nov. 17	Detroit	W 103-90	10-2	Feb. 10	@ Boston	W 92-86	37-16
Nov. 19	@ Minnesota	W 112-95	11-2	Feb. 11	@ New York	W 113-96	38-16
Nov. 21	Golden State	W 117-89	12-2	Feb. 13	@ Orlando	L 95-89	38-17
Nov. 23	Chicago	W 98-91	13-2	Feb. 14	@ Charlotte	L 89-109	38-18
Nov. 26	@ Utah	L 96-102	13-3	Feb. 16	@ Cleveland	L 99-104	38-19
Nov. 28	Indiana	L 92-95	13-4	Feb. 22	Atlanta	W 104-80	39-19
Nov. 30	@ Memphis	L 96-98	13-5	Feb. 23	@ Portland	W 106-101 (OT)	40-19
Dec. 1	@ Houston	L 99-109	13-6	Feb. 25	L.A. Clippers	W 108-95	41-19
Dec. 3	Sacramento	W 113-80	14-6	Feb. 27	@ Oklahoma City	W 90-87	42-19
Dec. 7	Washington	W 115-108	15-6	Mar. 1	@ Minnesota	W 90-79	43-19
Dec. 8	@ L.A. Clippers	W 87-86	16-6	Mar. 4	Charlotte	W 92-84	44-19
Dec. 10	@ Chicago	L 84-88	16-7	Mar. 6	@ San Antonio	W 99-83	45-19
Dec. 12	@ New Jersey	W 99-92	17-7	Mar. 8	@ Atlanta	W 101-87	46-19
Dec. 14	@ Washington	W 103-89	18-7	Mar. 10	@ Miami	L 88-94	46-20
Dec. 15	@ Indiana	W 109-94	19-7	Mar. 12	@ Dallas	W 96-91	47-20
Dec. 17	@ Philadelphia	W 93-81	20-7	Mar. 14	Orlando	W 97-84	48-20
Dec. 19	@ Toronto	W 120-110	21-7	Mar. 18	Minnesota	W 106-98	49-20
Dec. 21	Milwaukee	L 79-98	21-8	Mar. 20	Portland	W 84-80	50-20
Dec. 25	Miami	L 80-96	21-9	Mar. 22	Phoenix	W 139-137 (3OT)	51-20
Dec. 28	@ San Antonio	L 82-97	21-10	Mar. 25	L.A. Clippers	W 112-104	52-20
Dec. 29	@ New Orleans	W 103-88	22-10	Mar. 27	New Orleans	W 102-84	53-20
Dec. 31	Philadelphia	W 102-98	23-10	Mar. 31	Dallas	W 110-82	54-20
Jan. 2	Memphis	L 85-104	23-11	Apr. 1	@ Utah	W 96-85	55-20
Jan. 4	Detroit	W 108-83	24-11	Apr. 3	Denver	L 90-95	55-21
Jan. 5	@ Phoenix	W 99-95	25-11	Apr. 5	Utah	L 85-86	55-22
Jan. 7	New Orleans	W 101-97	26-11	Apr. 6	@ Golden State	L 87-95	55-23
Jan. 9	New York	W 109-87	27-11	Apr. 8	@ Portland	L 86-93	55-24
Jan. 11	Cleveland	W 112-57	28-11	Apr. 10	Oklahoma City	L 106-120	55-25
Jan. 12	@ Golden State	W 115-110	29-11	Apr. 12	San Antonio	W 102-93	56-25
Jan. 14	New Jersey	W 100-88	30-11	Apr. 13	@ Sacramento	W 116-108 (OT)	57-25

* Did not finish season on Laker roster;
 † Totals with Lakers only

41-25 - 1ST IN PACIFIC DIVISION

Head Coach: Mike Brown
Asst. Coaches: Darvin Ham, John Kuester, Chuck Person, Quin Snyder
Standing: Steve Blake, Darius Morris, Metta World Peace, Kobe Bryant, Ramon Sessions, Andrew Goudelock
Seated: Matt Barnes, Jordan Hill, Troy Murphy, Pau Gasol, Andrew Bynum, Josh McRoberts, Devin Ebanks, Christian Eyenga



2011-2012 REGULAR SEASON STATISTICS / GAME-BY-GAME RESULTS

	G	MIN	FG	FGA	PCT	3P	3A	PCT	FT	FTA	PCT	OFF	DEF	TOT	AST	PF	DQ	STL	TO	BLK	PTS	AVG
Bryant	58	2232	574	1336	.430	87	287	.303	381	451	.845	66	247	313	264	105	0	69	204	18	1616	27.9
Bynum	60	2112	444	796	.558	1	5	.200	234	338	.692	192	517	709	85	104	0	27	152	116	1123	18.7
Gasol	65	2430	459	917	.501	7	27	.259	204	261	.782	183	495	678	238	127	0	37	142	88	1129	17.4
Sessions†	23	701	101	211	.479	17	35	.486	72	101	.713	14	73	87	142	37	0	17	59	2	291	12.7
Barnes	63	1440	175	387	.452	46	138	.333	95	128	.742	97	247	344	126	152	2	35	73	48	491	7.8
World Peace	64	1720	183	465	.394	56	189	.296	71	115	.617	71	147	218	140	137	1	69	69	27	493	7.7
Fisher*	43	1101	92	240	.383	24	74	.324	44	53	.830	10	82	92	142	85	1	40	58	3	252	5.9
Blake	53	1237	101	268	.377	53	158	.335	21	27	.778	9	76	85	174	75	0	39	72	2	276	5.2
Hill†	7	82	14	30	.467	0	---	---	5	8	.625	14	17	31	2	11	0	5	7	6	33	4.7
Goudelock	40	419	68	174	.391	28	75	.373	11	12	.917	5	26	31	20	32	0	4	21	0	175	4.4
Ebanks	24	396	37	89	.416	0	9	.000	23	35	.657	26	28	54	12	26	0	11	18	6	97	4.0
Murphy	59	956	77	171	.450	28	67	.418	6	9	.667	40	151	191	51	98	1	15	26	16	188	3.2
McRoberts	50	718	56	118	.475	3	7	.429	23	36	.639	61	110	171	51	74	0	15	31	18	138	2.8
Eyenga†	1	19	3	6	.500	0	1	.000	2	2	1.00	1	1	2	1	0	0	0	1	1	8	8.0
Morris	19	169	18	42	.429	4	9	.444	6	9	.667	2	14	16	21	11	0	2	19	0	46	2.4
Kapono*	27	269	21	55	.382	8	27	.296	4	4	1.00	2	12	14	11	26	0	3	6	0	54	2.0
Walton*	9	65	6	14	.429	0	4	.000	0	0	---	6	8	14	5	9	0	2	2	0	12	1.3

DATE	OPPONENT	BOX SCORE	W / L	DATE	OPPONENT	BOX SCORE	W / L
Dec. 25	Chicago	L 87-88	0-1	Mar. 13	@ Memphis	W 116-111 (2OT)	26-16
Dec. 26	@ Sacramento	L 91-100	0-2	Mar. 14	@ New Orleans	W 107-101 (OT)	27-16
Dec. 27	Utah	W 96-71	1-2	Mar. 16	Minnesota	W 97-92	28-16
Dec. 29	New York	W 99-82	2-2	Mar. 18	Utah	L 99-103	28-17
Dec. 31	Denver	W 92-89	3-2	Mar. 20	@ Houston	L 104-107	28-18
Jan. 1	@ Denver	L 90-99	3-3	Mar. 21	@ Dallas	W 109-93	29-18
Jan. 3	Houston	W 108-99	4-3	Mar. 23	Portland	W 103-96	30-18
Jan. 5	@ Portland	L 96-107	4-4	Mar. 25	Memphis	L 96-102	30-19
Jan. 6	Golden State	W 97-90	5-4	Mar. 27	@ Golden State	W 104-101	31-19
Jan. 8	Memphis	W 90-82	6-4	Mar. 29	Oklahoma City	L 93-102	31-20
Jan. 10	Phoenix	W 99-83	7-4	Mar. 31	New Orleans	W 88-85	32-20
Jan. 11	@ Utah	W 90-87 (OT)	8-4	Apr. 1	Golden State	W 120-112	33-20
Jan. 13	Cleveland	W 97-92	9-4	Apr. 3	New Jersey	W 91-87	34-20
Jan. 14	@ L.A. Clippers	L 94-102	9-5	Apr. 4	@ L.A. Clippers	W 113-108	35-20
Jan. 16	Dallas	W 73-70	10-5	Apr. 6	Houston	L 107-112	35-21
Jan. 19	@ Miami	L 87-98	10-6	Apr. 7	@ Phoenix	L 105-125	35-22
Jan. 20	@ Orlando	L 80-92	10-7	Apr. 9	@ New Orleans	W 93-91	36-22
Jan. 22	Indiana	L 96-98	10-8	Apr. 11	@ San Antonio	W 98-84	37-22
Jan. 25	L.A. Clippers	W 96-91	11-8	Apr. 13	Denver	W 103-97	38-22
Jan. 28	@ Milwaukee	L 89-100	11-9	Apr. 15	Dallas	W 112-108 (OT)	39-22
Jan. 29	@ Minnesota	W 106-101	12-9	Apr. 17	San Antonio	L 91-112	39-23
Jan. 31	Charlotte	W 106-73	13-9	Apr. 18	@ Golden State	W 99-87	40-23
Feb. 3	@ Denver	W 93-89	14-9	Apr. 20	@ San Antonio	L 97-121	40-24
Feb. 4	@ Utah	L 87-96	14-10	Apr. 22	Oklahoma City	W 114-106 (2OT)	41-24
Feb. 6	@ Philadelphia	L 90-95	14-11	Apr. 26	@ Sacramento	L 96-113	41-25
Feb. 9	@ Boston	W 88-87 (OT)	15-11				
Feb. 10	@ New York	L 85-92	15-12				
Feb. 12	@ Toronto	W 94-92	16-12				
Feb. 14	Atlanta	W 86-78	17-12				
Feb. 17	Phoenix	W 111-99	18-12				
Feb. 19	@ Phoenix	L 90-102	18-13				
Feb. 20	Portland	W 103-92	19-13				
Feb. 22	@ Dallas	W 96-91	20-13				
Feb. 23	@ Oklahoma City	L 85-100	20-14				
Feb. 29	Minnesota	W 104-85	21-14				
Mar. 2	Sacramento	W 115-107	22-14				
Mar. 4	Miami	W 93-83	23-14				
Mar. 6	@ Detroit	L 85-88 (OT)	23-15				
Mar. 7	@ Washington	L 101-106	23-16				
Mar. 9	@ Minnesota	W 105-102	24-16				
Mar. 11	Boston	W 97-94	25-16				

*Did not finish season on Laker roster.
 † Totals with Lakers only.

2012-13 LOS ANGELES LAKERS



45-37 - 3RD IN PACIFIC DIVISION

Head Coach: Mike D'Antoni
Asst. Coaches: Bernie Bickerstaff, Steve Clifford, Darvin Ham, Eddie Jordan, Chuck Person, Dan D'Antoni
Standing: Steve Blake, Jodie Meeks, Darius Morris, Chris Duhon, Steve Nash
Seated: Kobe Bryant, Antawn Jamison, Earl Clark, Dwight Howard, Pau Gasol, Robert Sacre, Jordan Hill, Devin Ebanks, Metta World Peace
Not pictured: Andrew Goudelock

2012-13 REGULAR SEASON STATISTICS / GAME-BY-GAME RESULTS

	G	MIN	FG	FGA	PCT	3P	3A	PCT	FT	FTA	PCT	OFF	DEF	TOT	AST	PF	DQ	STL	TO	BLK	PTS	AVG
Bryant	78	3013	738	1595	.463	132	407	.324	525	626	.839	66	367	433	469	173	0	106	287	25	2133	27.3
Howard	76	2722	470	813	.578	1	6	.167	355	721	.492	251	694	945	108	291	5	84	225	186	1296	17.1
Gasol	49	1655	270	579	.466	8	28	.286	125	178	.702	111	310	421	200	93	0	24	104	61	673	13.7
Nash	50	1627	236	475	.497	57	130	.438	107	116	.922	26	116	142	333	70	0	30	126	5	636	12.7
World Peace	75	2530	332	824	.403	141	412	.342	124	169	.734	101	271	372	112	198	4	122	98	42	929	12.4
Jamison	76	1636	267	575	.464	84	233	.361	94	136	.691	109	253	362	50	124	1	30	53	22	712	9.4
Meeks	78	1663	205	530	.387	122	342	.357	86	96	.896	37	134	171	69	103	0	58	52	5	618	7.9
Blake	45	1175	114	270	.422	72	171	.421	27	35	.771	21	111	132	173	83	2	34	62	6	327	7.3
Clark	59	1363	170	386	.440	35	104	.337	53	76	.697	82	243	325	65	102	0	36	62	44	428	7.3
Hill	29	458	77	155	.497	0	2	.000	40	61	.656	82	84	166	13	55	0	8	26	19	194	6.7
Morris	48	683	73	188	.388	24	66	.364	24	37	.649	24	33	57	76	58	0	21	45	2	194	4.0
Ebanks	19	197	24	73	.329	6	22	.273	11	14	.786	10	31	41	10	23	0	3	11	1	65	3.4
Duhon	46	820	47	123	.382	33	91	.363	6	13	.462	11	57	68	133	56	0	20	40	1	133	2.9
Sacre	32	203	18	48	.375	0	0	---	7	11	.636	9	25	34	6	38	1	0	10	10	43	1.3
Goudelock	1	6	0	2	.000	0	0	---	0	0	---	1	0	1	0	0	0	0	0	0	0	0.0
Johnson-Odom	4	6	0	4	.000	0	1	.000	0	0	---	1	3	4	1	0	0	0	0	0	0	0.0

DATE	OPPONENT	BOX SCORE	W / L	DATE	OPPONENT	BOX SCORE	W / L
Oct. 30	Dallas	L 91-99	0-1	Jan. 23	@ Memphis	L 93-106	17-25
Oct. 31	@ Portland	L 106-116	0-2	Jan. 25	Utah	W 102-84	18-25
Nov. 2	L.A. Clippers	L 95-105	0-3	Jan. 27	Oklahoma City	W 105-96	19-25
Nov. 4	Detroit	W 108-79	1-3	Jan. 29	New Orleans	W 111-106	20-25
Nov. 7	@ Utah	L 86-95	1-4	Jan. 30	@ Phoenix	L 86-92	20-26
Nov. 9	Golden State	W 101-77	2-4	Feb. 1	@ Minnesota	W 111-100	21-26
Nov. 11	Sacramento	W 103-90	3-4	Feb. 3	@ Detroit	W 98-97	22-26
Nov. 13	San Antonio	L 82-84	3-5	Feb. 5	@ Brooklyn	W 92-83	23-26
Nov. 16	Phoenix	W 114-102	4-5	Feb. 7	@ Boston	L 95-116	23-27
Nov. 18	Houston	W 119-108	5-5	Feb. 8	@ Charlotte	W 100-93	24-27
Nov. 20	Brooklyn	W 95-90	6-5	Feb. 10	@ Miami	L 97-107	24-28
Nov. 21	@ Sacramento	L 97-113	6-6	Feb. 12	Phoenix	W 91-85	25-28
Nov. 23	@ Memphis	L 98-106	6-7	Feb. 14	L.A. Clippers	L 101-125	25-29
Nov. 24	@ Dallas	W 115-89	7-7	Feb. 20	Boston	W 113-99	26-29
Nov. 27	Indiana	L 77-79	7-8	Feb. 22	Portland	W 111-107	27-29
Nov. 30	Denver	W 122-103	8-8	Feb. 24	@ Dallas	W 103-99	28-29
Dec. 2	Orlando	L 103-113	8-9	Feb. 25	@ Denver	L 108-119	28-30
Dec. 4	@ Houston	L 105-107	8-10	Feb. 28	Minnesota	W 116-94	29-30
Dec. 5	@ New Orleans	W 103-87	9-10	Mar. 3	Atlanta	W 99-98	30-30
Dec. 7	@ Oklahoma City	L 108-114	9-11	Mar. 5	@ Oklahoma City	L 105-122	30-31
Dec. 9	Utah	L 110-117	9-12	Mar. 6	@ New Orleans	W 108-102	31-31
Dec. 11	@ Cleveland	L 94-100	9-13	Mar. 8	Toronto	W 118-116 (OT)	32-31
Dec. 13	@ New York	L 107-116	9-14	Mar. 10	Chicago	W 90-81	33-31
Dec. 14	@ Washington	W 102-96	10-14	Mar. 12	@ Orlando	W 106-97	34-31
Dec. 16	@ Philadelphia	W 111-98	11-14	Mar. 13	@ Atlanta	L 92-96	34-32
Dec. 18	Charlotte	W 101-100	12-14	Mar. 15	@ Indiana	W 99-93	35-32
Dec. 22	@ Golden State	W 118-115 (OT)	13-14	Mar. 17	Sacramento	W 113-102	36-32
Dec. 25	New York	W 100-94	14-14	Mar. 18	@ Phoenix	L 76-99	36-33
Dec. 26	@ Denver	L 114-126	14-15	Mar. 22	Washington	W 100-103	36-34
Dec. 28	Portland	W 104-87	15-15	Mar. 25	@ Golden State	L 103-109	36-35
Jan. 1	Philadelphia	L 99-103	15-16	Mar. 27	@ Minnesota	W 120-117	37-35
Jan. 4	@ L.A. Clippers	L 102-107	15-17	Mar. 28	@ Milwaukee	L 103-113	37-36
Jan. 6	Denver	L 105-112	15-18	Mar. 30	@ Sacramento	W 108-116	38-36
Jan. 8	@ Houston	L 112-125	15-19	Apr. 2	Dallas	W 101-81	39-36
Jan. 9	@ San Antonio	L 105-108	15-20	Apr. 5	Memphis	W 86-84	40-36
Jan. 11	Oklahoma City	L 101-116	15-21	Apr. 7	@ L.A. Clippers	L 95-109	40-37
Jan. 13	Cleveland	W 113-93	16-21	Apr. 9	New Orleans	W 104-96	41-37
Jan. 15	Milwaukee	W 104-88	17-21	Apr. 10	@ Portland	W 113-106	42-37
Jan. 17	Miami	L 90-99	17-22	Apr. 12	Golden State	W 118-116	43-37
Jan. 20	@ Toronto	L 103-108	17-23	Apr. 14	San Antonio	W 91-86	44-37
Jan. 21	@ Chicago	L 83-95	17-24	Apr. 17	Houston	W 99-95 (OT)	45-37

* Did not finish season on Laker roster

2013-14 LOS ANGELES LAKERS

27-55 - 5TH IN PACIFIC DIVISION

Head Coach: Mike D'Antoni
Asst. Coaches: Dan D'Antoni, Johnny Davis, Kurt Rambis, Larry Lewis, Mark Madsen
Standing: Jordan Farmar, MarShon Brooks, Kendall Marshall, Jodie Meeks, Steve Nash
Seated: Kobe Bryant, Wesley Johnson, Ryan Kelly, Chris Kaman, Pau Gasol, Robert Sacre, Kent Bazemore, Nick Young, Xavier Henry
Not pictured: Jordan Hill



2013-14 REGULAR SEASON STATISTICS / GAME-BY-GAME RESULTS

	G	MIN	FG	FGA	PCT	3P	3A	PCT	FT	FTA	PCT	OFF	DEF	TOT	AST	PF	DO	STL	TO	BLK	PTS	AVG
Young	64	1810	387	889	.435	135	350	.386	235	285	.825	29	137	166	95	156	2	46	95	12	1144	17.9
Gasol	60	1884	425	885	.480	4	14	.286	187	254	.736	124	456	580	201	124	0	27	141	92	1041	17.4
Meeks	77	2556	413	892	.463	162	404	.401	221	258	.857	30	164	194	138	119	0	111	111	4	1209	15.7
Bryant	6	177	31	73	.425	3	16	.188	18	21	.857	2	24	26	38	9	0	7	34	1	83	13.8
Bazemore†	23	643	111	246	.451	33	89	.371	47	73	.644	5	72	77	71	60	0	31	51	7	302	13.1
Kaman	39	736	176	346	.509	0	3	.000	52	68	.765	54	175	229	58	93	1	11	74	40	404	10.4
Farmar	41	912	151	364	.415	70	160	.438	44	59	.746	20	84	104	199	65	0	38	95	8	416	10.1
Henry	43	908	144	345	.417	28	81	.346	116	177	.655	25	89	114	51	79	0	44	57	7	432	10.0
Hill	72	1500	286	521	.549	0	1	.000	124	181	.685	194	341	535	54	172	2	29	75	64	696	9.7
Blake*	27	891	88	233	.378	52	131	.397	28	35	.800	8	95	103	205	49	0	34	71	2	256	9.5
Johnson	79	2240	277	651	.426	100	271	.369	61	77	.792	70	278	348	124	207	1	86	90	77	715	9.1
M. Harris*	9	180	28	70	.400	7	20	.350	10	12	.833	7	27	34	11	10	0	4	9	1	73	8.1
Kelly	59	1312	157	371	.423	48	142	.338	110	135	.815	42	177	219	95	147	0	32	47	45	472	8.0
Marshall	54	1564	170	419	.406	71	178	.399	19	36	.528	15	140	155	477	76	0	48	150	4	430	8.0
Nash	15	313	36	94	.383	8	24	.333	22	24	.917	4	25	29	86	18	0	7	31	2	102	6.8
Brooks†	18	228	43	88	.489	11	19	.579	18	26	.692	8	22	30	21	16	0	12	17	3	115	6.4
Williams*	36	751	73	192	.380	42	129	.326	14	20	.700	25	142	167	30	93	2	19	21	30	202	5.6
Sacre	65	1089	143	300	.477	0	0	---	64	94	.681	82	172	254	51	134	2	24	44	47	350	5.4
E. Harris*	2	11	0	1	.000	0	0	---	0	0	---	1	0	1	1	0	0	1	0	0	0	0.0

DATE	OPPONENT	BOX SCORE	W / L	DATE	OPPONENT	BOX SCORE	W / L
Oct. 29	L.A. Clippers	W 116-103	1-0	Jan. 20	@ Chicago	L 100-102 (OT)	16-26
Oct. 30	@ Golden State	L 94-125	1-1	Jan. 23	@ Miami	L 102-109	16-27
Nov. 1	San Antonio	L 85-91	1-2	Jan. 24	@ Orlando	L 105-114	16-28
Nov. 3	Atlanta	W 105-103	2-2	Jan. 26	@ New York	L 103-110	16-29
Nov. 5	@ Dallas	L 104-123	2-3	Jan. 28	Indiana	L 92-104	16-30
Nov. 7	@ Houston	W 99-98	3-3	Jan. 31	Charlotte	L 100-110	16-31
Nov. 8	@ New Orleans	L 85-96	3-4	Feb. 4	@ Minnesota	L 99-109	16-32
Nov. 10	Minnesota	L 90-113	3-5	Feb. 5	@ Cleveland	W 119-108	17-32
Nov. 12	New Orleans	W 116-95	4-5	Feb. 7	@ Philadelphia	W 112-98	18-32
Nov. 13	@ Denver	L 99-111	4-6	Feb. 9	Chicago	L 86-92	18-33
Nov. 15	Memphis	L 86-89	4-7	Feb. 11	Utah	L 79-96	18-34
Nov. 17	Detroit	W 114-99	5-7	Feb. 13	Oklahoma City	L 103-107	18-35
Nov. 22	Golden State	W 102-95	6-7	Feb. 19	Houston	L 108-134	18-36
Nov. 24	Sacramento	W 100-86	7-7	Feb. 21	Boston	W 101-92	19-36
Nov. 26	@ Washington	L 111-116	7-8	Feb. 23	Brooklyn	L 102-108	19-37
Nov. 27	@ Brooklyn	W 99-94	8-8	Feb. 25	@ Indiana	L 98-118	19-38
Nov. 29	@ Detroit	W 106-102	9-8	Feb. 26	@ Memphis	L 103-108	19-39
Dec. 1	Portland	L 108-114	9-9	Feb. 28	Sacramento	W 126-122	20-39
Dec. 6	@ Sacramento	W 106-100	10-9	Mar. 3	@ Portland	W 107-106	21-39
Dec. 8	Toronto	L 94-106	10-10	Mar. 4	New Orleans	L 125-132	21-40
Dec. 10	Phoenix	L 108-114	10-11	Mar. 6	L.A. Clippers	L 94-142	21-41
Dec. 13	@ Oklahoma City	L 97-122	10-12	Mar. 7	@ Denver	L 126-134	21-42
Dec. 14	@ Charlotte	W 88-85	11-12	Mar. 9	Oklahoma City	W 114-110	22-42
Dec. 16	@ Atlanta	L 100-114	11-13	Mar. 13	@ Oklahoma City	L 102-131	22-43
Dec. 17	@ Memphis	W 96-92	12-13	Mar. 14	@ San Antonio	L 85-119	22-44
Dec. 20	Minnesota	W 104-91	13-13	Mar. 19	San Antonio	L 109-125	22-45
Dec. 21	@ Golden State	L 83-102	13-14	Mar. 21	Washington	L 107-117	22-46
Dec. 23	@ Phoenix	L 90-117	13-15	Mar. 23	Orlando	W 103-94	23-46
Dec. 25	Miami	L 95-101	13-16	Mar. 25	New York	W 127-96	24-46
Dec. 27	@ Utah	L 103-105	13-17	Mar. 27	@ Milwaukee	L 105-108	24-47
Dec. 29	Philadelphia	L 104-111	13-18	Mar. 28	@ Minnesota	L 107-143	24-48
Dec. 31	Milwaukee	L 79-94	13-19	Mar. 30	Phoenix	W 115-99	25-48
Jan. 3	Utah	W 110-99	14-19	Apr. 1	Portland	L 112-124	25-49
Jan. 5	Denver	L 115-137	14-20	Apr. 2	@ Sacramento	L 102-107	25-50
Jan. 7	@ Dallas	L 97-110	14-21	Apr. 4	Dallas	L 95-107	25-51
Jan. 8	@ Houston	L 99-113	14-22	Apr. 6	@ L.A. Clippers	L 97-120	25-52
Jan. 10	@ L.A. Clippers	L 87-123	14-23	Apr. 8	Houston	L 130-145	25-53
Jan. 14	Cleveland	L 118-120	14-24	Apr. 11	Golden State	L 95-112	25-54
Jan. 15	@ Phoenix	L 114-121	14-25	Apr. 13	Memphis	L 90-102	25-55
Jan. 17	@ Boston	W 107-104	15-25	Apr. 14	@ Utah	W 119-104	26-55
Jan. 19	@ Toronto	W 112-106	16-25	Apr. 16	@ San Antonio	W 113-100	27-55

*Did not finish season on Laker roster.
 † Totals with Lakers only.

2014-15 LOS ANGELES LAKERS



21-61 - 5TH IN PACIFIC DIVISION

Head Coach: Byron Scott
Asst. Coaches: Paul Pressey, Jim Eyen, Mark Madsen, Larry Lewis, Thomas Scott
Standing: Jeremy Lin, Jabari Brown, Jordan Clarkson, Kobe Bryant, Wayne Ellington, Ronnie Price
Seated: Wesley Johnson, Julius Randle, Tarik Black, Ryan Kelly, Robert Sacre, Jordan Hill, Ed Davis, Carlos Boozer, Nick Young
Not pictured: Vander Blue

2014-15 REGULAR SEASON STATISTICS / GAME-BY-GAME RESULTS

	G	MIN	FG	FGA	PCT	3P	3A	PCT	FT	FTA	PCT	OFF	DEF	TOT	AST	PF	DQ	STL	TO	BLK	PTS	AVG
Bryant	35	1207	266	713	.373	54	184	.293	196	241	.813	26	173	199	197	65	0	47	128	7	782	22.3
Young	42	1800	174	476	.366	83	225	.369	132	148	.892	17	79	96	41	83	0	23	44	11	563	13.4
Hill	70	1874	357	777	.459	3	11	.273	124	168	.738	174	382	556	103	164	2	34	106	52	841	12.0
Brown	19	568	70	170	.412	23	62	.371	64	85	.753	3	33	36	40	33	0	12	32	2	227	11.9
Clarkson	59	1476	267	596	.448	38	121	.314	131	158	.829	56	135	191	206	109	1	51	96	12	703	11.9
Boozer	71	1692	371	743	.499	0	0	---	94	150	.627	111	371	482	95	184	2	41	92	12	836	11.8
Lin	74	1907	277	654	.424	65	176	.369	213	268	.795	26	170	196	339	189	1	82	166	32	832	11.2
Blue	2	74	9	30	.300	2	10	.200	2	5	.400	2	7	9	8	4	0	3	6	0	22	11.0
Ellington	65	1675	254	617	.412	90	243	.370	52	64	.813	31	179	210	105	77	0	33	50	2	650	10.0
Johnson	76	2245	286	691	.414	91	259	.351	90	112	.804	67	252	319	124	162	4	59	87	45	753	9.9
Buycks*	6	123	18	40	.450	7	11	.636	9	10	.900	2	10	12	14	3	0	3	12	0	52	8.7
Davis	79	1840	282	469	.601	0	0	---	92	189	.487	230	370	600	94	202	4	49	58	98	656	8.3
Black†	38	803	112	190	.589	0	0	---	50	89	.562	84	157	241	34	102	2	13	29	22	274	7.2
Kelly	52	1233	104	309	.337	45	134	.336	79	95	.832	13	133	146	92	118	1	30	37	24	332	6.4
Price	43	982	77	223	.345	31	109	.284	36	45	.800	19	50	69	165	118	2	67	52	4	221	5.1
Sacre	67	1133	126	306	.412	0	1	.000	55	82	.671	89	144	233	55	121	1	28	36	43	307	4.6
Henry*	9	86	3	13	.233	0	0	---	14	24	.583	2	2	4	3	6	0	3	3	0	20	2.2
Randle	1	14	1	3	.333	0	0	---	0	2	.000	0	0	0	0	1	0	0	1	0	2	2.0

DATE	OPPONENT	BOX SCORE	W / L	DATE	OPPONENT	BOX SCORE	W / L
Oct. 28	Houston	L 90-108	0-1	Jan. 19	@ Phoenix	L 100-115	12-30
Oct. 29	@ Phoenix	L 99-119	0-2	Jan. 21	@ New Orleans	L 80-96	12-31
Oct. 31	L.A. Clippers	L 111-118	0-3	Jan. 23	@ San Antonio	L 85-99	12-32
Nov. 1	@ Golden State	L 104-127	0-4	Jan. 25	Houston	L 87-99	12-33
Nov. 4	Phoenix	L 106-112	0-5	Jan. 27	Washington	L 92-98	12-34
Nov. 9	Charlotte	W 107-92	1-5	Jan. 29	Chicago	W 123-118 (2OT)	13-34
Nov. 11	@ Memphis	L 102-107	1-6	Feb. 1	@ New York	L 80-92	13-35
Nov. 12	@ New Orleans	L 102-109	1-7	Feb. 4	@ Milwaukee	L 105-113 (OT)	13-36
Nov. 14	San Antonio	L 80-93	1-8	Feb. 6	@ Orlando	L 97-103 (OT)	13-37
Nov. 16	Golden State	L 115-136	1-9	Feb. 8	@ Cleveland	L 105-120	13-38
Nov. 18	@ Atlanta	W 114-109	2-9	Feb. 10	Denver	L 96-106	13-39
Nov. 19	@ Houston	W 98-92	3-9	Feb. 11	@ Portland	L 86-102	13-40
Nov. 21	@ Dallas	L 106-140	3-10	Feb. 20	Brooklyn	L 105-114	13-41
Nov. 23	Denver	L 94-101 (OT)	3-11	Feb. 22	Boston	W 118-111 (OT)	14-41
Nov. 26	Memphis	L 93-99	3-12	Feb. 25	@ Utah	W 100-97	15-41
Nov. 28	Minnesota	L 119-120	3-13	Feb. 27	Milwaukee	W 101-93	16-41
Nov. 30	Toronto	W 129-122 (OT)	4-13	Mar. 1	Oklahoma City	L 101-108	16-42
Dec. 2	@ Detroit	W 106-96	5-13	Mar. 3	@ Charlotte	L 103-104	16-43
Dec. 3	@ Washington	L 95-111	5-14	Mar. 4	@ Miami	L 94-100	16-44
Dec. 5	@ Boston	L 96-113	5-15	Mar. 6	@ Memphis	L 90-97	16-45
Dec. 7	New Orleans	L 87-104	5-16	Mar. 8	Dallas	L 93-100	16-46
Dec. 9	Sacramento	W 98-95	6-16	Mar. 10	Detroit	W 93-85	17-46
Dec. 12	@ San Antonio	W 112-110 (OT)	7-16	Mar. 12	New York	L 94-101	17-47
Dec. 14	@ Minnesota	W 100-94	8-16	Mar. 15	Atlanta	L 86-91	17-48
Dec. 15	@ Indiana	L 91-110	8-17	Mar. 16	@ Golden State	L 105-108	17-49
Dec. 19	Oklahoma City	L 103-104	8-18	Mar. 19	Utah	L 73-80	17-50
Dec. 21	@ Sacramento	L 101-108	8-19	Mar. 22	Philadelphia	W 101-87	18-50
Dec. 23	Golden State	W 115-105	9-19	Mar. 24	@ Oklahoma City	L 117-127	18-51
Dec. 25	@ Chicago	L 93-113	9-20	Mar. 25	@ Minnesota	W 101-99 (OT)	19-51
Dec. 26	@ Dallas	L 98-102	9-21	Mar. 27	@ Toronto	L 83-94	19-52
Dec. 28	Phoenix	L 107-116	9-22	Mar. 29	@ Brooklyn	L 99-107	19-53
Dec. 30	@ Denver	W 111-103	10-22	Mar. 30	@ Philadelphia	W 113-111 (OT)	20-53
Jan. 2	Memphis	L 106-109	10-23	Apr. 1	New Orleans	L 92-113	20-54
Jan. 4	Indiana	W 88-87	11-23	Apr. 3	Portland	L 77-107	20-55
Jan. 5	@ Portland	L 94-98	11-24	Apr. 5	L.A. Clippers	L 100-105	20-56
Jan. 7	@ L.A. Clippers	L 89-114	11-25	Apr. 7	@ L.A. Clippers	L 101-119	20-57
Jan. 9	Orlando	W 101-84	12-25	Apr. 8	@ Denver	L 101-119	20-58
Jan. 11	Portland	L 94-106	12-26	Apr. 10	Minnesota	W 106-98	21-58
Jan. 13	Miami	L 75-78	12-27	Apr. 12	Dallas	L 106-120	21-59
Jan. 15	Cleveland	L 102-109	12-28	Apr. 13	@ Sacramento	L 92-102	21-60
Jan. 16	@ Utah	L 85-94	12-29	Apr. 15	Sacramento	L 99-122	21-61

* Did not finish season on Laker roster;
 † Totals with Lakers only

17-65 - 5TH IN PACIFIC DIVISION

Head Coach: Byron Scott
 Asst. Coaches: Paul Pressey, Jim Eyen, Mark Madsen, Larry Lewis, Thomas Scott
 Standing: Lou Williams, D'Angelo Russell, Jordan Clarkson, Kobe Bryant, Anthony Brown, Marcelo Huertas
 Seated: Metta World Peace, Jerulus Randle, Tarik Black, Ryan Kelly, Robert Sacre, Roy Hibbert, Brandon Bass, Larry Nance Jr., Nick Young



2015-16 REGULAR SEASON STATISTICS / GAME-BY-GAME RESULTS

	G	MIN	FG	FGA	PCT	3P	3A	PCT	FT	FTA	PCT	OFF	DEF	TOT	AST	PF	DQ	STL	TO	BLK	PTS	AVG
Bryant	66	1863	398	1113	.358	133	467	.285	232	281	.826	41	206	247	184	115	0	62	129	13	1161	17.6
Clarkson	79	2552	475	1098	.433	111	320	.347	164	204	.804	93	220	313	192	168	1	88	135	7	1225	15.5
Williams	67	1907	283	693	.408	110	320	.344	352	424	.830	31	138	169	167	107	1	62	107	19	1028	15.3
Russell	80	2259	392	956	.410	130	370	.351	140	190	.737	47	227	274	266	142	0	93	197	13	1054	13.2
Randle	81	2286	358	835	.429	10	36	.278	193	270	.715	172	657	829	144	242	2	53	149	29	919	11.3
Young	54	1033	126	372	.339	77	237	.325	63	76	.829	14	83	97	34	50	0	23	30	7	392	7.3
Bass	66	1342	174	317	.549	0	2	.000	125	148	.845	104	181	285	74	125	13	32	42	55	473	7.2
Hibbert	81	1878	182	411	.443	0	2	.000	117	145	.807	132	266	398	95	252	3	33	76	110	481	5.9
Nance	63	1266	158	300	.527	1	10	.100	32	47	.681	101	211	31	44	124	0	54	41	23	349	5.5
World Peace	35	590	55	177	.311	26	84	.310	40	57	.702	19	70	89	27	67	1	22	15	11	176	5.0
Huertas	53	869	97	230	.422	16	61	.262	27	29	.931	18	72	90	182	76	0	26	80	7	237	4.5
Kelly	36	470	55	149	.369	5	37	.135	37	54	.685	21	100	121	20	39	0	13	18	10	152	4.2
A. Brown	29	599	9	126	.310	20	70	.28	17	20	.850	9	61	70	19	34	0	14	15	5	115	4.0
Sacre	25	320	31	75	.413	0	0	---	25	38	.658	32	40	72	14	43	1	4	12	1	87	3.5
Black	39	496	57	104	.548	0	0	---	19	45	.422	44	113	157	16	78	0	14	22	18	133	3.4

DATE	OPPONENT	BOX SCORE	W / L	DATE	OPPONENT	BOX SCORE	W / L
Oct 28	Minnesota	L 111-112	0-1	Jan 16	@ Utah	L 82-109	9-33
Oct 30	@ Sacramento	L 114-132	0-2	Jan 17	Houston	L 95-112	9-34
Nov 1	Dallas	L 93-103	0-3	Jan 20	Sacramento	L 93-112	9-35
Nov 3	Denver	L 109-120	0-4	Jan 22	San Antonio	L 95-108	9-36
Nov 6	@ Brooklyn	W 104-98	1-4	Jan 23	@ Portland	L 103-121	9-37
Nov 8	@ New York	L 95-99	1-5	Jan 26	Dallas	L 90-92	9-38
Nov 10	@ Miami	L 88-101	1-6	Jan 28	Chicago	L 91-114	9-39
Nov 11	@ Orlando	L 99-101	1-7	Jan 29	@ L.A. Clippers	L 93-105	9-40
Nov 13	@ Dallas	L 82-90	1-8	Jan 31	Charlotte	L 82-101	9-41
Nov 15	Detroit	W 97-85	2-8	Feb 2	Minnesota	W 119-115	10-41
Nov 16	@ Phoenix	L 101-120	2-9	Feb 4	@ New Orleans	W 99-96	11-41
Nov 20	Toronto	L 91-102	2-10	Feb 6	@ San Antonio	L 102-106	11-42
Nov 22	Portland	L 93-107	2-11	Feb 8	@ Indiana	L 87-89	11-43
Nov 24	@ Golden State	L 77-111	2-12	Feb 10	@ Cleveland	L 111-120	11-44
Nov 28	@ Portland	L 96-108	2-13	Feb 19	San Antonio	L 113-119	11-45
Nov 29	Indiana	L 103-107	2-14	Feb 21	@ Chicago	L 115-126	11-46
Dec 1	@ Philadelphia	L 91-103	2-15	Feb 22	@ Milwaukee	L 101-108	11-47
Dec 2	@ Washington	W 108-104	3-15	Feb 24	@ Memphis	L 119-128	11-48
Dec 4	@ Atlanta	L 87-100	3-16	Feb 26	Memphis	L 95-112	11-49
Dec 6	@ Detroit	L 91-111	3-17	Mar 1	Brooklyn	W 107-101	12-49
Dec 7	@ Toronto	L 93-102	3-18	Mar 2	@ Denver	L 107-117	12-50
Dec 9	@ Minnesota	L 122-123 (OT)	3-19	Mar 4	Atlanta	W 112-95	12-51
Dec 11	@ San Antonio	L 87-109	3-20	Mar 6	Golden State	W 112-95	13-51
Dec 12	@ Houston	L 97-126	3-21	Mar 8	Orlando	W 107-98	14-51
Dec 15	Milwaukee	W 113-95	4-21	Mar 10	Cleveland	L 108-120	14-52
Dec 17	Houston	L 87-107	4-22	Mar 13	New York	L 87-90	14-53
Dec 19	@ Oklahoma City	L 78-118	4-23	Mar 15	Sacramento	L 98-106	14-54
Dec 22	@ Denver	W 111-107	5-23	Mar 18	Phoenix	L 90-95	14-55
Dec 23	Oklahoma City	L 85-120	5-24	Mar 22	Memphis	W 107-100	15-55
Dec 25	L.A. Clippers	L 84-94	5-25	Mar 23	@ Phoenix	L 107-119	15-56
Dec 27	@ Memphis	L 96-112	5-26	Mar 25	Denver	L 105-116	15-57
Dec 28	@ Charlotte	L 98-108	5-27	Mar 27	Washington	L 88-101	15-58
Dec 30	@ Boston	W 112-104	6-27	Mar 28	@ Utah	L 75-123	15-59
Jan 1	Philadelphia	W 93-84	7-27	Mar 30	Miami	W 102-100 (OT)	16-59
Jan 3	Phoenix	W 97-77	8-27	Apr 3	Boston	L 100-107	16-60
Jan 5	Golden State	L 88-109	8-28	Apr 5	@ L.A. Clippers	L 81-103	16-61
Jan 7	@ Sacramento	L 115-118	8-29	Apr 6	L.A. Clippers	L 81-91	16-62
Jan 8	Oklahoma City	L 113-117	8-30	Apr 8	@ New Orleans	L 102-110	16-63
Jan 10	Utah	L 74-86	8-31	Apr 10	@ Houston	L 110-130	16-64
Jan 12	New Orleans	W 95-91	9-31	Apr 11	@ Oklahoma City	L 79-112	16-65
Jan 14	@ Golden State	L 98-116	9-32	Apr 13	Utah	W 101-96	17-65

2016-17 LOS ANGELES LAKERS



26-56 - 4TH IN PACIFIC DIVISION

Head Coach: Luke Walton
Asst. Coaches: Brian Shaw, Jesse Mermuys, Mark Madsen, Brian Keefe, Jud Buchler, Theo Robertson, Casey Owens
Starting: Tyler Ennis, Metta World Peace, Nick Young, Jordan Clarkson, D'Angelo Russell, Luol Deng
Seated: Julius Randle, Tarik Black, Brandon Ingram, Timofey Mozgov, Ivica Zubac, Thomas Robinson, Corey Brewer, Larry Nance Jr.

2016-17 REGULAR SEASON STATISTICS / GAME-BY-GAME RESULTS

	G	MIN	FG	FGA	PCT	3P	3A	PCT	FT	FTA	PCT	OFF	DEF	TOT	AST	PF	DQ	STL	TO	BLK	PTS	AVG
Williams*	58	1403	326	734	.444	122	317	.385	304	344	.884	14	118	132	183	67	0	65	120	11	1078	18.6
Russell	63	1811	351	867	.405	135	384	.352	147	188	.782	31	190	221	303	130	1	87	176	16	984	15.6
Clarkson	82	2397	477	1071	.445	117	356	.329	134	168	.798	49	197	246	213	150	0	89	164	8	1205	14.7
Young	60	1556	272	633	.430	170	421	.404	77	90	.856	25	113	138	58	137	0	37	36	14	791	13.2
Randle	74	2132	377	774	.487	17	63	.270	204	282	.723	151	486	637	264	248	2	49	173	37	975	13.2
Ingram	79	2279	276	686	.402	55	187	.294	133	214	.621	60	256	316	166	158	1	49	116	36	740	9.4
Deng	56	1486	164	424	.387	51	165	.309	46	63	.730	63	232	295	74	61	0	48	43	20	425	7.6
Zubac	38	609	126	238	.529	0	1	.000	32	49	.653	41	118	159	30	66	0	14	30	33	284	7.5
Mozgov	54	1104	169	328	.515	0	1	.000	63	78	.808	104	160	264	43	133	2	16	72	31	401	7.4
Nance	63	1442	190	361	.526	10	36	.278	59	80	.738	120	249	369	96	149	0	82	56	39	449	7.1
Nwaba	20	397	47	81	.580	1	5	.200	25	39	.641	17	46	63	14	36	0	12	11	7	120	6.0
Black	67	1091	150	293	.512	1	2	.500	82	109	.752	143	199	342	39	173	1	30	58	44	383	5.7
Robinson	48	560	105	196	.536	0	1	.000	31	66	.470	84	139	223	31	76	0	26	46	9	241	5.0
Brewer	24	358	53	121	.438	5	24	.208	18	24	.750	11	41	52	36	29	0	24	19	8	129	5.4
Ennis †	22	392	65	144	.451	21	54	.389	19	22	.864	5	21	26	52	29	0	19	21	2	170	7.7
Calderon*	24	292	32	77	.416	12	34	.353	4	4	1.00	8	34	42	51	22	0	7	26	1	80	3.3
Huertas*	23	237	25	68	.368	4	19	.211	9	17	.529	2	22	24	52	16	0	10	19	2	63	2.7
World Peace	25	160	19	68	.279	9	38	.237	10	16	.625	5	15	20	11	18	0	10	7	2	57	2.3

DATE	OPPONENT	BOX SCORE	W / L	DATE	OPPONENT	BOX SCORE	W / L
Oct 26	Houston	W 120-114	1-0	Jan 10	Portland	L 87-108	15-27
Oct 28	@ Utah	L 89-96	1-1	Jan 12	@ San Antonio	L 94-134	15-28
Oct 30	@ Oklahoma City	L 96-113	1-2	Jan 14	@ L.A. Clippers	L 97-113	15-29
Nov 1	@ Indiana	L 108-115	1-3	Jan 15	Detroit	L 97-102	15-30
Nov 2	@ Atlanta	W 123-116	2-3	Jan 17	Denver	L 121-127	15-31
Nov 4	Golden State	W 117-97	3-3	Jan 20	Indiana	W 108-95	16-31
Nov 6	Phoenix	W 119-108	4-3	Jan 22	@ Dallas	L 73-122	16-32
Nov 8	Dallas	L 97-109	4-4	Jan 25	@ Portland	L 98-105	16-33
Nov 10	@ Sacramento	W 101-91	5-4	Jan 26	@ Utah	L 88-96	16-34
Nov 12	@ New Orleans	W 126-99	6-4	Jan 31	Denver	W 120-116	17-34
Nov 13	@ Minnesota	L 99-125	6-5	Feb 2	@ Washington	L 108-116	17-35
Nov 15	Brooklyn	W 125-118	7-5	Feb 3	@ Boston	L 107-113	17-36
Nov 18	San Antonio	L 107-116	7-6	Feb 6	@ New York	W 121-107	18-37
Nov 20	Chicago	L 110-118	7-7	Feb 8	@ Detroit	L 102-121	18-37
Nov 22	Oklahoma City	W 111-109	8-7	Feb 10	@ Milwaukee	W 122-114	19-37
Nov 23	@ Golden State	L 106-149	8-8	Feb 14	Sacramento	L 96-97	19-38
Nov 25	Golden State	W 109-94	9-9	Feb 15	@ Phoenix	L 101-137	19-39
Nov 27	Atlanta	W 109-94	9-9	Feb 24	@ Oklahoma City	L 93-110	19-40
Nov 29	@ New Orleans	L 88-105	9-10	Feb 26	San Antonio	L 98-119	19-41
Dec 1	@ Chicago	W 96-90	10-10	Feb 28	Charlotte	L 106-119	19-42
Dec 2	@ Toronto	L 80-113	10-11	Mar 3	Boston	L 95-115	19-43
Dec 3	@ Memphis	L 100-103	10-12	Mar 5	New Orleans	L 97-105	19-44
Dec 5	Utah	L 101-107	10-13	Mar 7	@ Dallas	L 111-122	19-45
Dec 7	@ Houston	L 95-134	10-14	Mar 9	@ Phoenix	W 122-110	20-45
Dec 9	Phoenix	L 115-119	10-15	Mar 12	Philadelphia	L 116-118	20-46
Dec 11	New York	L 112-118	10-16	Mar 13	@ Denver	L 101-129	20-47
Dec 12	@ Sacramento	L 92-116	10-17	Mar 15	@ Houston	L 100-139	20-48
Dec 14	@ Brooklyn	L 97-107	10-18	Mar 17	Milwaukee	L 103-107	20-49
Dec 16	@ Philadelphia	W 100-89	11-18	Mar 19	Cleveland	L 120-125	20-50
Dec 17	@ Cleveland	L 108-119	11-19	Mar 21	L.A. Clippers	L 109-133	20-51
Dec 20	@ Charlotte	L 113-117	11-20	Mar 24	Minnesota	W 130-119 (OT)	21-51
Dec 22	@ Miami	L 107-115	11-21	Mar 26	Portland	L 81-97	21-52
Dec 23	@ Orlando	L 90-109	11-22	Mar 28	Washington	L 108-119	21-53
Dec 25	L.A. Clippers	W 111-102	12-22	Mar 30	@ Minnesota	L 104-119	21-54
Dec 27	Utah	L 100-102	12-23	Apr 1	@L.A. Clippers	L 104-115	21-55
Dec 29	Dallas	L 89-101	12-24	Apr 2	Memphis	W 108-103	22-55
Jan 1	Toronto	L 114-123	12-25	Apr 5	@ San Antonio	W 102-95	23-55
Jan 3	Memphis	W 116-102	13-25	Apr 7	Sacramento	W 98-94	24-55
Jan 5	@ Portland	L 109-118	13-26	Apr 9	Minnesota	W 110-109	25-55
Jan 6	Miami	W 127-100	14-26	Apr 11	New Orleans	W 108-96	26-55
Jan 8	Orlando	W 111-95	15-26	Apr 12	@ Golden State	L 94-109	26-56

* Did not finish season on Laker roster:

† Totals with Lakers only

35-47 - 3RD IN PACIFIC DIVISION

Head Coach: Luke Walton
 Asst. Coaches: Brian Shaw, Jesse Mermuys, Brian Keefe, Mark Madsen, Jud Buchler, Miles Simon
 Standing: Luol Deng, Alex Caruso, Tyler Ennis, Kentavious Caldwell-Pope, Lonzo Ball, Josh Hart, Isaiah Thomas
 Seated: Julius Randle, Kyle Kuzma, Brandon Ingram, Brook Lopez, Ivica Zubac, Thomas Bryant, Channing Frye
 Not Pictured: Gary Payton II



2017-18 REGULAR SEASON STATISTICS / GAME-BY-GAME RESULTS

	G	MIN	FG	FGA	PCT	3P	3A	PCT	FT	FTA	PCT	OFF	DEF	TOT	AST	PF	DQ	STL	TO	BLK	PTS	AVG
Randle	82	2190	504	904	.558	10	45	.222	305	425	.718	181	473	654	210	274	6	43	213	45	1323	16.1
Kuzma	77	2401	468	1039	.450	159	434	.366	147	208	.707	88	395	483	141	160	0	49	140	34	1242	16.1
B. Ingram	59	1975	358	761	.470	41	105	.390	192	282	.681	57	257	314	230	163	1	45	149	43	949	16.1
Thomas †	17	456	87	227	.383	33	101	.327	58	63	.921	10	26	36	85	33	0	6	54	1	265	15.6
Clarkson*	53	1256	299	667	.448	68	210	.324	105	132	.795	44	115	159	173	63	0	39	95	3	771	14.5
Caldwell-Pope	74	2458	340	798	.426	159	415	.383	153	194	.789	60	327	387	162	145	0	106	97	16	992	13.4
Lopez	74	1735	369	793	.465	112	325	.345	111	158	.703	74	220	294	126	195	0	30	98	98	961	13.0
A. Ingram	2	64	8	17	.471	5	9	.556	3	3	1.00	1	5	6	7	3	0	3	3	3	24	12.0
Ball	52	1780	203	564	.360	90	295	.305	32	71	.451	69	291	360	376	117	0	88	136	43	528	10.2
Nance*	42	922	152	253	.601	1	4	.250	55	87	.632	108	176	284	57	113	0	59	41	20	360	8.6
Hart	63	1460	176	375	.469	78	197	.396	66	94	.702	42	221	263	80	107	1	47	47	16	496	7.9
Frye †	9	150	20	43	.465	9	25	.360	3	4	.750	2	23	25	10	15	0	1	4	1	52	5.8
Wear	17	228	25	72	.347	17	47	.362	8	8	1.00	0	38	38	7	30	0	4	6	5	75	4.4
Ennis	54	683	94	224	.420	14	56	.250	22	29	.759	19	76	95	105	75	1	30	38	10	224	4.1
Zubac	43	410	61	122	.500	0	1	.000	39	51	.765	45	78	123	25	47	0	8	26	15	161	3.7
Brewer*	54	694	78	172	.453	8	43	.186	34	51	.667	23	70	93	41	83	1	41	38	8	198	3.7
Caruso	37	562	50	116	.431	13	43	.302	21	30	.700	15	50	65	75	52	0	23	42	10	134	3.6
Payton †	11	115	17	41	.415	4	13	.308	1	6	.167	9	18	27	12	13	0	4	4	2	39	3.5
Deng	1	13	1	2	.500	0	0	---	0	0	---	0	0	0	1	0	0	1	0	2	2	2.0
Bogut*	24	216	17	25	.680	0	0	---	2	2	1.00	26	52	78	15	40	1	4	19	13	36	1.5
Hayes*	2	11	1	3	.333	0	2	---	1	1	1.00	0	0	0	2	0	0	0	0	3	3	1.5
Bryant	15	72	8	21	.381	1	10	.100	5	9	.556	3	14	17	6	6	0	1	2	2	22	1.5
Williams*	2	9	1	4	.250	0	2	.000	0	0	---	0	1	1	0	0	0	0	0	0	2	1.0
Blue*	5	45	1	5	.200	0	2	.000	1	2	.500	0	1	1	3	2	0	1	3	0	3	0.6

DATE	OPPONENT	BOX SCORE	W / L	DATE	OPPONENT	BOX SCORE	W / L
Oct 19	LA Clippers	L 92-108	0-1	Jan 13	@ Dallas	W 107-101 (OT)	15-27
Oct 20	@ Phoenix	W 132-130	1-1	Jan 15	@ Memphis	L 114-123	15-28
Oct 22	New Orleans	L 112-119	1-2	Jan 17	@ Oklahoma City	L 90-114	15-29
Oct 25	Washington	W 102-99 (OT)	2-2	Jan 19	Indiana	W 99-86	16-29
Oct 27	Toronto	L 92-101	2-3	Jan 21	New York	W 127-107	17-29
Oct 28	@ Utah	L 81-96	2-4	Jan 23	Boston	W 108-107	18-29
Oct 31	Detroit	W 113-93	3-4	Jan 26	@ Chicago	W 108-103	19-29
Nov 2	@ Portland	L 110-113	3-5	Jan 28	@ Toronto	L 111-123	19-30
Nov 3	Brooklyn	W 124-112	4-5	Jan 31	@ Orlando	L 105-127	19-31
Nov 5	Memphis	W 107-102	5-5	Feb 2	@ Brooklyn	W 102-99	20-31
Nov 8	@ Boston	L 107-96	5-6	Feb 4	@ Oklahoma City	W 108-104	21-31
Nov 9	@ Washington	L 95-111	5-7	Feb 6	Phoenix	W 112-93	22-31
Nov 11	@ Milwaukee	L 90-98	5-8	Feb 8	Oklahoma City	W 106-81	23-31
Nov 13	@ Phoenix	W 100-93	6-8	Feb 10	@ Dallas	L 123-130	23-32
Nov 15	Philadelphia	L 109-115	6-9	Feb 14	@ New Orleans	L 117-139	23-33
Nov 17	Phoenix	L 113-122	6-10	Feb 15	@ Minnesota	L 101-107	23-34
Nov 19	Denver	W 127-109	7-10	Feb 23	Dallas	W 124-102	24-34
Nov 21	Chicago	W 103-94	8-10	Feb 24	@ Sacramento	W 113-108	25-34
Nov 22	@ Sacramento	L 102-113	8-11	Feb 26	@ Atlanta	W 123-104	26-34
Nov 27	@ LA Clippers	L 115-120	8-12	Mar 1	@ Miami	W 131-113	27-34
Nov 29	Golden State	L 123-127 (OT)	8-13	Mar 3	@ San Antonio	W 116-112	28-34
Dec 2	@ Denver	L 100-115	8-14	Mar 5	Portland	W 103-108	28-35
Dec 3	Houston	L 95-118	8-15	Mar 7	Orlando	W 108-107	29-35
Dec 7	@ Philadelphia	W 107-104	9-15	Mar 9	@ Denver	L 116-125	29-36
Dec 9	@ Charlotte	W 110-99	10-15	Mar 11	Cleveland	W 127-113	30-36
Dec 12	@ New York	L 109-113 (OT)	10-16	Mar 13	Denver	W 112-103	31-36
Dec 14	@ Cleveland	L 112-121	10-17	Mar 14	@ Golden State	L 106-117	31-37
Dec 18	Golden State	L 114-116 (OT)	10-18	Mar 16	Miami	L 91-92	31-38
Dec 20	@ Houston	W 122-116	11-18	Mar 19	@ Indiana	L 100-110	31-39
Dec 22	@ Golden State	L 106-113	11-19	Mar 22	@ New Orleans	L 125-128	31-40
Dec 23	Portland	L 92-95	11-20	Mar 24	@ Memphis	W 100-93	32-40
Dec 25	Minnesota	L 104-121	11-21	Mar 26	@ Detroit	L 106-112	32-41
Dec 27	Memphis	L 99-109	11-22	Mar 28	Dallas	W 103-93	33-41
Dec 29	LA Clippers	L 106-121	11-23	Mar 30	Milwaukee	L 122-124 (OT)	33-42
Dec 31	@ Houston	L 142-148 (2OT)	11-24	Apr 1	Sacramento	L 83-84	33-43
Jan 1	@ Minnesota	L 96-114	11-25	Apr 3	@ Utah	L 110-117	33-44
Jan 3	Oklahoma City	L 96-133	11-26	Apr 4	San Antonio	W 122-112	34-44
Jan 5	Charlotte	L 94-108	11-27	Apr 6	Minnesota	L 96-113	34-45
Jan 7	Atlanta	W 132-113	12-27	Apr 8	Utah	L 97-112	34-46
Jan 9	Sacramento	W 99-86	13-27	Apr 10	Houston	L 99-105	34-47
Jan 11	San Antonio	W 93-81	14-27	Apr 11	@ LA Clippers	W 115-100	35-47

* Did not finish season on Laker roster; † Totals with Lakers only

2018-19 LOS ANGELES LAKERS



37-45 - 4TH IN PACIFIC DIVISION

Head Coach: Luke Walton

Asst. Coaches: Brian Shaw, Jesse Mermuys, Brian Keefe, Mark Madsen, Miles Simon

Standing: Isaac Bonga, Rajon Rondo, Josh Hart, Lonzo Ball, LeBron James, Alex Caruso, Kentavious Caldwell-Pope, Lance Stephenson

Seated: Reggie Bullock, Mike Muscala, Brandon Ingram, JaVale McGee, Tyson Chandler, Kyle Kuzma, Moritz Wagner, Johnathan Williams

2018-19 REGULAR SEASON STATISTICS / GAME-BY-GAME RESULTS

	G	MIN	FG	FGA	PCT	3P	3A	PCT	FT	FTA	PCT	OFF	DEF	TOT	AST	PF	DQ	STL	TO	BLK	PTS	AVG
James	55	1937	558	1095	.510	111	327	.339	278	418	.665	57	408	465	454	94	0	72	197	33	1505	27.4
Kuzma	70	2314	496	1087	.456	128	422	.303	188	250	.752	60	322	382	178	170	0	41	133	26	1308	18.7
B. Ingram	52	1760	362	729	.497	31	94	.330	195	289	.675	41	226	267	154	149	1	28	129	31	950	18.3
McGee	75	1671	400	641	.624	1	12	.083	96	152	.632	195	371	566	52	208	3	47	108	148	897	12.0
Caldwell-Pope	82	2035	325	756	.430	151	435	.347	137	158	.867	48	190	238	110	137	0	73	65	13	938	11.4
Ball	47	1423	185	456	.406	75	228	.329	20	48	.417	54	197	251	114	2	69	103	19	465	9.9	
Bullock †	19	524	63	153	.412	34	99	.343	17	21	.810	2	48	50	20	30	0	16	11	7	177	9.3
Rondo	46	1369	175	432	.405	51	142	.359	23	36	.639	34	209	243	367	100	1	57	127	7	424	9.2
Caruso	25	531	77	173	.445	24	50	.480	51	64	.797	20	47	67	77	54	0	24	42	9	229	9.2
Zubac*	33	516	112	193	.580	0	0	---	57	66	.864	54	108	162	25	73	2	4	33	27	281	8.5
Hart	67	1715	189	464	.407	92	274	.336	55	80	.688	35	213	248	93	147	1	64	58	40	525	7.8
Stephenson	68	1123	184	432	.426	73	197	.371	50	73	.685	32	183	215	140	111	0	41	86	7	491	7.2
Beasley*	26	277	75	153	.490	3	17	.176	28	39	.718	13	47	60	25	42	0	9	27	10	181	7.0
Williams	24	372	65	110	.591	0	2	.000	27	48	.563	48	51	99	13	62	0	8	16	7	157	6.5
Muscala †	17	265	36	83	.434	21	57	.368	7	8	.875	6	38	44	14	18	0	4	5	11	100	5.9
Wagner	43	446	71	171	.415	22	77	.286	43	53	.811	17	68	85	24	57	0	11	39	13	207	4.8
Jones	6	143	12	33	.364	2	10	.200	1	2	.500	16	33	49	13	10	0	7	5	5	27	4.5
Mykhailiuk*	39	420	44	132	.333	27	85	.318	12	20	.600	8	26	34	33	25	0	13	20	1	127	3.3
Chandler †	48	786	53	87	.609	0	1	.000	41	69	.594	85	183	268	31	89	0	19	35	22	147	3.1
Machado*	4	19	4	6	.667	1	1	1.000	1	1	1.000	0	0	0	3	2	0	1	0	0	10	2.5
Bonga	22	120	5	33	.152	0	8	.000	9	15	.600	9	16	25	15	9	0	9	6	4	19	0.9
A. Ingram*	4	15	0	6	.000	0	3	.000	0	0	---	1	1	2	0	0	0	1	1	0	0	0.0

DATE	OPPONENT	BOX SCORE	W / L	DATE	OPPONENT	BOX SCORE	W / L
Oct 18	@ Portland	L 119-128	0-1	Jan 9	Detroit	W 113-100	23-19
Oct 20	Houston	L 115-124	0-2	Jan 11	@ Utah	L 95-113	23-20
Oct 22	San Antonio	L 142-143 (OT)	0-3	Jan 13	Cleveland	L 95-101	23-21
Oct 24	@ Phoenix	W 131-113	1-3	Jan 15	Chicago	W 107-100	24-21
Oct 25	Denver	W 124-114	2-3	Jan 17	@ Oklahoma City	W 138-128 (OT)	25-21
Oct 27	@ San Antonio	L 106-110	2-4	Jan 19	@ Houston	L 134-138 (OT)	25-22
Oct 29	@ Minnesota	L 120-124	2-5	Jan 21	Golden State	L 111-130	25-23
Oct 31	Dallas	W 114-113	3-5	Jan 24	Minnesota	L 105-120	25-24
Nov 3	@ Portland	W 114-110	4-5	Jan 27	Phoenix	W 116-102	26-24
Nov 4	Toronto	W 107-121	4-6	Jan 29	Philadelphia	L 105-121	26-25
Nov 7	Minnesota	W 114-110	5-6	Jan 31	@ LA Clippers	W 123-120 (OT)	27-25
Nov 10	@ Sacramento	W 101-86	6-6	Feb 2	@ Golden State	L 101-115	27-26
Nov 11	Atlanta	W 107-106	7-6	Feb 5	@ Indiana	L 94-136	27-27
Nov 14	Portland	W 126-117	8-6	Feb 7	@ Boston	W 129-128	28-27
Nov 17	@ Orlando	W 117-130	8-7	Feb 10	@ Philadelphia	L 120-143	28-28
Nov 18	@ Miami	W 113-97	9-7	Feb 12	@ Atlanta	L 113-117	28-29
Nov 21	@ Cleveland	W 109-105	10-7	Feb 21	Houston	W 111-106	29-29
Nov 23	Utah	W 90-83	11-7	Feb 23	@ New Orleans	L 115-128	29-30
Nov 25	Orlando	L 104-108	11-8	Feb 25	@ Memphis	L 105-110	29-31
Nov 27	@ Denver	L 85-117	11-9	Feb 27	New Orleans	W 125-119	30-31
Nov 29	Indiana	W 104-96	12-9	Mar 1	Milwaukee	L 120-131	30-32
Nov 30	Dallas	W 114-103	13-9	Mar 2	@ Phoenix	L 109-118	30-33
Dec 2	Phoenix	W 120-96	14-9	Mar 4	LA Clippers	L 105-113	30-34
Dec 5	San Antonio	W 121-113	15-9	Mar 6	Denver	L 99-115	30-35
Dec 7	@ San Antonio	L 120-133	15-10	Mar 9	Boston	L 107-120	30-36
Dec 8	@ Memphis	W 111-88	16-10	Mar 12	@ Chicago	W 123-107	31-36
Dec 10	Miami	W 108-105	17-10	Mar 14	@ Toronto	L 98-111	31-37
Dec 13	@ Houston	L 111-126	17-11	Mar 15	@ Detroit	L 97-111	31-38
Dec 15	@ Charlotte	W 128-100	18-11	Mar 17	@ New York	L 123-124	31-39
Dec 16	@ Washington	L 110-128	18-12	Mar 19	@ Milwaukee	L 101-115	31-40
Dec 18	@ Brooklyn	L 110-115	18-13	Mar 22	Brooklyn	L 106-111	31-41
Dec 21	New Orleans	W 112-104	19-13	Mar 24	Sacramento	W 111-106	32-41
Dec 23	Memphis	L 99-107	19-14	Mar 26	Washington	W 124-106	33-41
Dec 25	@ Golden State	W 127-101	20-14	Mar 27	@ Utah	L 100-115	33-42
Dec 27	@ Sacramento	L 116-117	20-15	Mar 29	Charlotte	W 129-115	34-42
Dec 28	LA Clippers	L 107-118	20-16	Mar 31	@ New Orleans	W 130-102	35-42
Dec 30	Sacramento	W 121-114	21-16	Apr 2	@ Oklahoma City	L 103-119	35-43
Jan 2	Oklahoma City	L 100-107	21-17	Apr 4	Golden State	L 90-108	35-44
Jan 4	New York	L 112-119	21-18	Apr 5	@ LA Clippers	W 122-117	36-44
Jan 6	@ Minnesota	L 86-108	21-19	Apr 7	Utah	W 113-109	37-44
Jan 7	@ Dallas	W 107-97	22-19	Apr 9	Portland	L 101-104	37-45

* Did not finish season on Laker roster;

† Totals with Lakers only

52-19 - 1ST IN PACIFIC DIVISION

Head Coach: Frank Vogel
Asst. Coaches: Jason Kidd, Lionel Hollins, Phil Handy, Miles Simon, Mike Penberthy, Quinton Crawford
Standing: D. Caocok, R. Rondo, A. Bradley, D. Green, A. Caruso, K. Caldwell-Pope, J. Dudley, T. Horton-Tucker
Seated: Q. Cook, M. Morris, D. Howard, L. James, A. Davis, J. McGee, K. Kuzma, K. Antetokounmpo
Not pictured: J. Smith, D. Waiters



NBA Champions

2019-20 REGULAR SEASON STATISTICS / GAME-BY-GAME RESULTS

	G	MIN	FG	FGA	PCT	3P	3A	PCT	FT	FTA	PCT	OFF	DEF	TOT	AST	PF	DO	STL	TO	BLK	PTS	AVG
Davis	62	2131	551	1096	50.3	72	218	330	444	525	84.6	142	435	577	200	156	0	91	154	143	1618	26.1
James	67	2316	643	1303	49.3	148	425	348	264	381	69.3	66	459	525	684	118	0	78	261	36	1698	25.3
Kuzma	61	1526	291	668	43.6	86	272	316	114	155	73.5	52	221	273	80	126	0	28	91	26	782	12.8
Waiters †	7	165	31	73	42.5	7	30	233	14	16	87.5	2	11	13	17	16	0	4	13	4	83	11.9
Caldwell-Pope	49	1762	237	507	46.7	92	239	385	79	102	77.5	38	104	142	111	128	0	57	62	14	645	9.3
Bradley	49	1186	170	383	44.4	63	173	364	20	24	83.3	18	97	115	63	110	0	43	47	5	423	8.6
Green	68	1687	197	474	41.6	120	327	367	33	48	68.8	51	174	225	91	136	0	85	63	32	547	8.0
Howard	69	1306	202	277	72.9	3	5	600	110	214	51.4	172	335	507	45	222	0	31	84	79	517	7.5
Rondo	48	984	137	328	41.8	41	125	328	27	41	65.9	23	119	142	240	58	0	40	91	2	342	7.1
McGee	68	1130	195	306	63.7	3	6	500	53	82	64.6	125	265	390	37	159	0	36	55	94	446	6.6
Caocok	1	9	3	6	50.0	0	0	---	0	0	---	2	3	5	1	0	0	0	0	0	6	6.0
Horton-Tucker	6	81	14	30	46.7	4	13	308	2	4	50.0	2	5	7	6	10	0	8	6	1	34	5.7
Caruso	64	1175	120	291	41.2	40	120	333	69	94	73.4	17	106	123	124	98	1	70	53	18	349	5.5
Morris †	14	199	28	69	40.6	13	39	333	5	6	83.3	16	29	45	8	29	0	5	6	6	74	5.3
Cook	44	508	91	214	42.5	31	85	365	11	14	78.6	11	40	51	49	27	0	12	33	2	224	5.1
Daniels*	41	456	62	158	39.2	40	112	357	10	16	62.5	12	34	46	14	30	0	8	9	3	174	4.2
Smith	6	79	7	22	31.8	1	11	091	2	2	1,000	0	5	5	3	5	0	1	4	0	17	2.8
Dudley	45	364	24	60	40.0	18	42	429	2	2	1,000	6	46	52	28	41	15	8	3	68	1.5	
Antetokounmpo	5	20	3	3	1,000	0	---	1	2	500	2	1	3	2	2	0	0	1	0	1	7	1.4
Norvell*	2	5	0	1	0.00	0	0	---	0	0	---	0	1	1	0	2	0	0	0	0	0	0.0

DATE	OPPONENT	BOX SCORE	W / L	DATE	OPPONENT	BOX SCORE	W / L
Oct 22	@ LA Clippers	L 102-112	0-1	Jan 7	New York	W 117-87	30-7
Oct 25	Utah	W 95-86	1-1	Jan 10	@ Dallas	W 129-114	31-7
Oct 27	Charlotte	W 120-101	2-1	Jan 11	@ Oklahoma City	W 125-110	32-7
Oct 29	Memphis	W 120-91	3-1	Jan 13	Cleveland	W 128-99	33-7
Nov 1	@ Dallas	W 119-110 (OT)	4-1	Jan 15	Orlando	L 118-119	34-7
Nov 3	@ San Antonio	W 103-96	5-1	Jan 18	@ Houston	W 124-115	34-8
Nov 5	@ Chicago	W 118-112	6-1	Jan 20	@ Boston	L 107-139	34-9
Nov 8	Miami	W 95-80	7-1	Jan 22	@ New York	W 100-92	35-9
Nov 10	Toronto	L 104-113	7-2	Jan 23	@ Brooklyn	W 128-113	36-9
Nov 12	@ Phoenix	W 123-115	8-2	Jan 25	@ Philadelphia	L 91-108	36-10
Nov 13	Golden State	W 120-94	9-2	Jan 31	Portland	L 119-127	36-11
Nov 15	Sacramento	W 99-97	10-2	Feb 1	@ Sacramento	W 129-113	37-11
Nov 17	Atlanta	W 122-101	11-2	Feb 4	San Antonio	W 129-102	38-11
Nov 19	Oklahoma City	W 112-107	12-2	Feb 6	Houston	L 111-121	38-12
Nov 22	@ Oklahoma City	W 130-127	13-2	Feb 8	@ Golden State	W 125-120	39-12
Nov 23	@ Memphis	W 109-108	14-2	Feb 10	Phoenix	W 125-100	40-12
Nov 25	@ San Antonio	W 114-104	15-2	Feb 12	@ Denver	W 120-116 (OT)	41-12
Nov 27	@ New Orleans	W 114-110	16-2	Feb 21	Memphis	W 117-105	42-12
Nov 29	Washington	W 125-103	17-2	Feb 23	Boston	W 114-112	43-12
Dec 1	Dallas	L 100-114	17-3	Feb 25	New Orleans	W 118-109	44-12
Dec 3	@ Denver	W 105-96	18-3	Feb 27	@ Golden State	W 116-86	45-12
Dec 4	@ Utah	W 121-96	19-3	Feb 29	@ Memphis	L 88-105	45-13
Dec 6	@ Portland	W 136-113	20-3	Mar 1	@ New Orleans	W 122-114	46-13
Dec 8	Minnesota	W 142-125	21-3	Mar 3	Philadelphia	W 120-107	47-13
Dec 11	@ Orlando	W 96-87	22-3	Mar 6	Milwaukee	W 113-103	48-13
Dec 13	@ Miami	W 113-110	23-3	Mar 8	@ LA Clippers	W 112-103	49-13
Dec 15	@ Atlanta	W 101-96	24-3	Mar 10	Brooklyn	L 102-104	49-14
Dec 17	@ Indiana	L 102-105	24-4	Jul 30	LA Clippers	W 103-101	50-14
Dec 19	@ Milwaukee	L 104-111	24-5	Aug 1	@ Toronto	L 92-107	50-15
Dec 22	Denver	L 104-128	24-6	Aug 3	@ Utah	W 116-108	51-15
Dec 25	LA Clippers	L 106-111	24-7	Aug 5	Oklahoma City	L 86-105	51-16
Dec 28	@ Portland	W 128-120	25-7	Aug 6	@ Houston	L 97-113	51-17
Dec 29	Dallas	W 108-95	26-7	Aug 8	@ Indiana	L 111-116	51-18
Jan 1	Phoenix	W 117-107	27-7	Aug 10	Denver	W 124-111	52-18
Jan 3	New Orleans	W 123-113	28-7	Aug 13	Sacramento	L 122-136	52-19
Jan 5	Detroit	W 106-99	29-7				

* Did not finish season on Laker roster; † Totals with Lakers only

LAKERS ALL-TIME DRAFT CHOICES

Early draft records are incomplete, so until 1956, players are listed in the order in which they were selected. Round and overall selection indicated for each player thereafter.

1948

- Cliff Crandall	Oregon St.
- Arnie Ferrin	Utah
- Earl Gardner	DePauw
- Dee Gibson	Western Kentucky
- Chuck Hanger	California
- Ken Jastrow	Denver
- Bob Lowther	Louisiana St.
- Junior Skogland	Gustavus Adolphus
- Quentin Stinson	Southern Illinois
- Johnny Orr	Beloit

1949

1. Vern Mikkelsen	Hamline
- Bob Harrison	Michigan

1950

1. Kevin O'Shea	Notre Dame
- Hal Haskins	Hamline
- Howie Williams	Purdue
- Bud Grant	Minnesota
- Ed Beach	West Virginia
- Wayne Glasgow	Oklahoma
- Joe Hutton	Hamline
- Newt Benson	Wisconsin-River Falls
- Jim Reilly	Swarthmore
- Andy Butchko	Purdue

1951

1. Whitey Skoog	Minnesota
- Lew Hitch	Kansas St.
- Bob Payne	Oregon St.
- Gale McArthur	Oklahoma A&M
- Leo Vander Kuy	Michigan
- Deward Dopson	Arkansas Tech
- Ed Head	Kansas St.

1952

1. Tom Ackerman	West Liberty
- Jim Bishop	Mississippi Southern
- Rod Fletcher	Illinois
- Cliff Haag	Wyoming
- Jim Holstein	Cincinnati
- Bob Holt	Tulane
- Tom Katsimpalis	Eastern Illinois
- Clyde Lovellette	Kansas
- Dick Means	Minnesota
- Dwight Morrison	USC
- Carl McNulty	Purdue
- Ed Ramiraz	Centenary
- Don Schneider	Arizona
- Gene Smith	Xavier (Ohio)
- Gene Smith	Huron
- Homer Spain	Union (Tenn.)
- John Wallesea	Memphis St.

1953

1. Jim Fritsche	Hamline
- Ron Feiereisel	DePauw
- Hartly Kruger	Idaho
- Ken Flowers	USC
- Zippy Morroco	Georgia
- Pete Silas	Georgia Tech
- Lloyd Olmstead	Cornell (Iowa)
- Joe Richey	Brigham Young
- Hank Budde	Xavier (Ohio)
- Walt Kearns	Arkansas
- Bill Chambers	William & Mary
- Harold Christensen	Brigham Young
- Bob Gelle	Minnesota
- Lloyd Thorgaard	Hamline
- Bob Gussner	Hamline
- Chuck Wolfe	North Dakota
- Doug Atkins	Tennessee
- Roger Kuss	River Falls St.

1954

1. Ed Kalafat	Minnesota
- Al Bianchi	Bowling Green
- Don Lance	Rice
- Gene Schwinger	Rice
- Buzz Bennett	Minnesota
- Nick Revon	Mississippi Southern
- Dan Finch	Vanderbilt
- Bob Hopkins	Pasadena
- Dick Garmaker	Minnesota
- John Blever	Northwestern

1955

1. Bill Banks	SW Texas
- Don Boldeubuck	Houston
- Dick Boushka	St. Louis
- Don Bragg	UCLA
- Dick Garmaker	Minnesota
- K.C. Jones	San Francisco
- Chuck Mencil	Minnesota
- John Miller	Ohio St.
- Jim Scott	West Texas
- Bill Warden	North Central (Ill.)
- O'Neal Weaver	Midwestern (Tex.)

1956

1. Elgin Baylor	Seattle
- Jim Paxson	Dayton
- Terry Rand	Marquette
- Jerry Bird	Kentucky
- Lloyd Aubrey	Notre Dame
- Bill Reigel	McNeese St.
- Phil Jordan	Whitworth
- John Barber	Cal St. Los Angeles
- Sam Jones	North Carolina Coll.
- Jim Springer	Gustavus Adolphus
- Phil Grawmeyer	Kentucky
- Robert Hodgson	Wichita
- Carl Widseth	Tennessee
- John Patzwald	Gustavus Adolphus

1957

1. Jim Krebs	SMU	(3)
2. Harvey Schmidt	Illinois	(11)
3. Jim Spivey	SE Oklahoma	(19)
4. George Brown	Wayne St.	(27)
5. Gary Thompson	Iowa St.	(35)
6. Phil Murrell	Drake	(43)
7. George Ferguson	Michigan	(51)
8. John Haaven	North Dakota	(58)
9. Jim Sutton	N. Dakota St.	(65)
10. Gordon Fosness	Dakota Wesleyan	(71)

1958

1. Elgin Baylor	Seattle	(1)
2. Steve Hamilton	Morehead St.	(9)
3. Alex Ellis	Niagara	(16)
4. George Kline	Minnesota	(24)
5. Quitman Sullins	Murray St.	(32)
6. Al Inness	St. Francis (NY)	(40)
7. Jim Bond	Pasadena	(48)
8. Ed Brinkley	Clemson	(56)
9. Joe Hobbs	Florida	(63)
10. Shorty Patterson	G. Adolphus	(69)
11. Hal Duffy	Oregon	(74)
12. Gary Simmons	Idaho	(78)
13. Jerry Alcom	Fresno St.	(82)

1959

1. Tom Hawkins	Notre Dame	(3)
2. Rudy LaRusso	Dartmouth	(10)
3. Bob Smith	West Virginia	(18)
4. Wilson Eison	Purdue	(26)
5. Bobby Joe Mason	Bradley	(34)
6. Jim Henry	Vanderbilt	(42)
7. Charley Grote	Georgetown (Ky.)	(50)
8. Leon Hill	Texas Tech	(57)
9. Jim Mudd	N. Texas St.	(63)
10. Roger Johnson	Minnesota	(69)
11. Jack Evans	Superior St.	(75)
12. Vern Baggenstoss	St. Cloud St.	(79)
13. Dwayne Smith	G. Adolphus	(81)

1960

1. Jerry West	West Virginia	(2)
3. Jim Hagen	Tenn. Tech	(18)
4. Wally Frank	Kansas St.	(26)
5. George Farley	Cornell	(34)
6. Bobby Goodall	Tulsa	(42)
7. Howard Jolliff	Ohio	(50)
8. John Werhas	USC	(57)
9. Claude Lefevre	Gonzaga	(64)
10. Dick Harvey	Creighton	(70)
11. Sterling Forbes	Pepperdine	(75)
12. Willie Jones	American	(79)

1961

1. Wayne Yates	Memphis St.	(5)
2. Fred Sawyer	Louisville	(13)
3. Frank Burgess	Gonzaga	(27)
4. Charles Hanke	Missouri	(36)
5. Bill Lickert	Kentucky	(45)
6. Bill McClintock	California	(54)
7. Albert Alamanza	Texas	(63)
8. Bill Ellis	UCLA	(72)
9. Carl Anderson	Oregon St.	(80)
10. Robert Williams	Hancock	(87)
11. Howard Hurst	Duke	(95)

LAKERS ALL-TIME DRAFT CHOICES

1962

1. Leroy Ellis	St. Johns	(6)
2. Gene Wiley	Wichita St.	(15)
3. John Greene	UCLA	(24)
4. Jan Loudermilk	SMU	(33)
5. Art Whisnant	S. Carolina	(42)
6. Buck Keller	Virginia Tech	(51)
8. Bill Garner	Oregon St.	(70)
9. Bill Matson	Minnesota	(79)

1963

1. Roger Strickland	Jacksonville	(7)
2. Jim King	Tulsa	(13)
2. Mel Gibson	W. Carolina	(16)
3. Lyle Harger	Houston	(25)
4. Layton Johns	Auburn	(34)
5. Larry Jones	Toledo	(43)
6. Warren Slade	Westminster	(52)
7. Gordie Martin	USC	(62)

1964

1. Walt Hazzard	UCLA	(1)
2. Cotton Nash	Kentucky	(14)
3. Tom Does	Stanford	(23)
4. Henry Finkel	Dayton	(32)
5. John Savage	N. Texas St.	(41)
6. Troy Collier	Utah St.	(50)
7. Steve Anstett	Portland	(59)
9. Jay Buckley	Duke	(68)

1965

1. Gail Goodrich	UCLA	(3)
2. John Fairchild	BYU	(15)
3. Jim Caldwell	Georgia Tech	(24)
4. Brooks Henderson	Florida	(33)
5. A.W. Davis	Tennessee	(42)
6. Theo Cruze	Seattle	(48)
7. Dwayne Cruze	Idaho St.	(57)
8. George Unsel	Kansas	(68)
9. Maribert Pratt	Dillard	(75)
10. Don Rae	Montana St.	(81)
11. Bob Andrews	Alabama	(87)

1966

1. Jerry Chambers	Utah	(7)
2. Henry Finkel	Dayton	(27)
3. John Block	USC	(27)
4. Archie Clark	Minnesota	(37)
5. Stan Washington	Michigan St.	(48)
6. Keith Thomas	Vanderbilt	(57)
7. Tab Jackson	Idaho College	(66)
8. John Wetzel	Virginia Tech	(76)
9. Julian Hammond	Tulsa	(83)
10. Mike Rooney	Oklahoma	(90)
11. George Grams	Purdue	(97)

1967

2. Randy Mahaffey	Clemson	(16)
2. Dwight Smith	W. Kentucky	(23)
4. Cliff Anderson	St. Josephs	(35)
5. Joe Allen	Bradley	(47)
6. Gary Keller	Florida	(59)
7. Jamie Thompson	Wichita St.	(71)
8. Don Carlos	Otterbein	(83)
9. Jay McMillan	Maryland	(94)
10. Don Kruze	Houston	(105)
11. Nick Pino	Kansas St.	(116)
12. Ben Monroe	New Mexico	(127)
13. Gary Jones	Iowa	(137)

1968

1. Bill Hewitt	USC	(11)
4. Ed Biedenback	N. Carolina St.	(45)
5. Lou Shepard	SW Missouri St.	(59)
6. Nick Pino	Kansas St.	(73)
7. Dennis Hrcka	Hillsdale	(87)
8. John Smith	USC	(101)
9. George Stone	Marshall	(115)
10. Charles Alford	E. Carolina	(129)
11. Harry Singletary	Presbyterian	(142)
12. Reggie Lacey	W. Michigan	(155)
13. Harvey Mumford	Montana St.	(167)
14. John Godfrey	Abilene Christ.	(178)
15. John Baum	Temple	(187)
16. Mike Eberle	Wyoming	(195)

1969

1. Willie McCarter	Drake	(12)
1. Rick Roberson	Cincinnati	(15)
2. Dick Garrett	S. Illinois	(27)
5. Wilber Jones	Illinois St.	(69)
6. Dick Grubar	N. Carolina	(83)
7. Kari Liimbo	BYU	(97)
8. Joe Smith	Oklahoma St.	(111)
9. Jim Smith	N. Illinois	(125)
10. Phil Argento	Kentucky	(139)
11. Ron Peret	Texas A&M	(153)
12. Jack Gillespie	Montana St.	(166)
13. Mallory Chestnutt	Tuskegee	(178)
14. Mack Calvin	USC	(187)

1970

1. Jim McMillan	Columbia	(13)
2. Earnest Killum	Stetson	(30)
4. Larry Mikan	Minnesota	(64)
5. John Fultz	Rhode Island	(81)
6. Jerry Kroll	Davidson	(98)
7. W. Woods	E. Kentucky	(115)
8. Rick Mount	Purdue	(132)
9. Bobby Sands	Pepperdine	(149)
10. Kindell Stephens	Fisk	(166)
11. Bob Duklet	Boston College	(181)
12. Dewey Varner	Tuskegee	(192)
13. Gary Elliott	Washington	(202)
14. Ron Sanford	New Mexico	(212)
15. Will Teague	Youngstown	(221)
16. Pete Walthour	Fort Valley	(228)
17. Bob Thate	Occidental	(233)

1971

1. Jim Clemons	Ohio St.	(13)
4. Roger Brown	Kansas	(64)
5. Lee Dedmon	N. Carolina	(81)
6. Bill Brickhouse	Montana St.	(98)
7. Gene Gathers	Bradley	(115)
8. Luke Adams	Lamar Tech	(132)
9. Bob Cheeks	Whittier	(148)
10. Cliff Mosely	Quinnipiac	(164)

1972

1. Travis Grant	Kentucky St.	(13)
2. Jim Price	Louisville	(16)
2. Paul Stovall	Arizona St.	(22)
3. Gregg Northington	Alabama St.	(47)
5. Glen Summors	Gannon	(80)
6. Sam Simmons	Bradley	(97)

1973

1. Kermit Washington	American	(5)
2. Bill Schaeffer	St. Johns	(23)
2. Jim Chones	Marquette	(31)
2. John Perry	Pan American	(34)
4. Larry Finch	Memphis St.	(68)
5. Kresimer Cosic	BYU	(84)
6. David Brent	Jacksonville	(102)
7. Nate Hawthorne	S. Illinois	(118)
8. Roy McPipe	E. Montana	(136)

1974

1. Brian Winters	S. Carolina	(12)
2. Bill Knight	Pittsburgh	(21)
3. Jim Bradley	N. Illinois	(48)
4. Ron de Vries	Illinois St.	(67)
5. Seymour Reed	Bradley	(84)
6. Billy Morris	St. Louis	(103)
7. Dennis Van Zant	Azusa Pacific	(120)
8. Bob Florence	UNLV	(139)

1975

1. David Meyers	UCLA	(2)
1. Junior Bridgeman	Louisville	(8)
4. C.J. Kupec	Michigan	(56)
5. Charles Russell	Alabama	(74)
6. Don Ford	USCB	(92)
7. Rick Suttle	Kansas	(110)
8. Mike Cashman	Willamette	(128)

1976

2. Earl Tatum	Marquette	(21)
3. Mike Dabney	Rutgers	(36)
3. Tom Abernathy	Indiana	(43)
4. Wayman Britt	Michigan	(60)
6. Ed Schweitzer	Stanford	(95)
7. Tom Lipsey	Cal St. L.A.	(113)
8. Ed Gregg	Utah St.	(132)
9. David Pickett	Northeast	(151)

1977

1. Kenny Carr	N. Carolina St.	(6)
1. Brad Davis	Maryland	(15)
1. Norm Nixon	Duquesne	(22)
3. James Edwards	Washington	(46)
4. Tony Robertson	West Virginia	(88)
5. John Robinson	Michigan	(110)
6. Grove Woolard	Murray St.	(131)
7. Lars Hansen	Washington	(151)
8. Art Allen	Pepperdine	(170)

1978

2. Ron Carter	VMI	(26)
2. Lew Massey	NC Charlotte	(38)
3. Michael Cooper	New Mexico	(60)
4. Harold Robertson	Lincoln	(82)
5. Carlos Terry	Winston-Salem	(104)
6. Kim Stewart	Washington	(126)
7. Larry Paige	Colorado St.	(147)

1979

1. Earvin Johnson	Michigan St.	(1)
1. Brad Holland	UCLA	(14)
2. Oliver Mack	E. Carolina	(25)
2. Victor King	Louisiana Tech	(39)
2. Mark Young	Fairfield	(41)
3. Walter Daniels	Georgia	(60)
4. Ray White	Mississippi St.	(79)
4. Ricky Reed	Temple	(81)

LAKERS ALL-TIME DRAFT CHOICES

1980

2.	Wayne Robinson	Virginia Tech	(31)
2.	Butch Carter	Indiana	(37)
4.	Tony Jackson	Florida St.	(87)
4.	Ron Baxter	Texas	(91)
5.	Rick Raivio	Portland	(114)
6.	Odis Boddie	N. Alabama	(137)
7.	Charles Davis	Vanderbilt	(160)
8.	Melvin Hooker	Edinboro	(177)

1981

1.	Mike McGee	Michigan	(19)
2.	Harvey Knuckles	Toledo	(39)
2.	Elvis Rolle	Florida St.	(42)
3.	Zam Fredrick	S. Carolina	(51)
3.	Ron Cornelius	Pacific	(65)
4.	Kevin McKenna	Creighton	(88)
5.	Craig Watts	N. Carolina St.	(111)
6.	Kevin Singleton	California	(134)
7.	Larry Petty	Wisconsin	(157)
8.	Jay Triano	Simon Fraser	(179)

1982

1.	James Worthy	N. Carolina	(1)
2.	Willie Jones	Vanderbilt	(54)
2.	Mike Hackett	Jacksonville	(67)
4.	Craig McCormick	W. Kent.	(90)
5.	Howard McNeil	Seton Hall	(113)
6.	Lynden Rose	Houston	(137)
7.	Maurice Williams	USC	(160)
8.	Micah Blunt	Tulane	(183)
9.	Tim Byrne	Rutgers	(204)

1983

3.	Orlando Phillips	Pepperdine	(69)
4.	Terry Lewis	Mississippi St.	(92)
5.	Dan Dixon	Alabama A&M	(115)
6.	Mark Steele	Colorado St.	(138)
7.	Ricky Mixon	Cal St. Fullerton	(161)

1984

1.	Earl Jones	District of Col.	(23)
3.	George Singleton	Furman	(69)
4.	John Revelli	Stanford	(92)
5.	Lance Berwald	N. Dakota St.	(115)
6.	Keith Jones	Stanford	(138)
7.	Richard Haenisch	Chaminade	(161)

1985

1.	A.C. Green	Oregon St.	(23)
4.	Dexter Shouse	S. Alabama	(92)
5.	Timo Sarrelainen	BYU	(115)
6.	Tony Neal	Cal St. Fullerton	(138)
7.	Keith Cieplicki	Wil. & Mary	(161)

1986

1.	Ken Barlow	Notre Dame	(23)
2.	Ron Kellogg	Kansas	(42)
3.	Andre Turner	Memphis St.	(69)
4.	Dale Blaney	West Virginia	(92)
5.	Roger Harden	Kentucky	(115)
6.	Walter Downing	Marquette	(138)
7.	Mark Coleman	Miss. St.	(161)

1987

3.	Willie Glass	St. Johns	(69)
4.	Ralph Tally	Norfolk St.	(92)
5.	Kenny Travis	New Mexico St.	(115)
6.	Frank Ford	Auburn	(138)
7.	Ron Vanderschaaf	C. Washington	(161)

1988

1.	David Rivers	Notre Dame	(25)
----	--------------	------------	------

1989

1.	Vlade Divac	Yugoslavia	(26)
----	-------------	------------	------

1990

1.	Elden Campbell	Clemson	(27)
2.	Tony Smith	Marquette	(51)

1991

2.	Anthony Jones	Oral Roberts	(52)
----	---------------	--------------	------

1992

1.	Anthony Peeler	Missouri	(15)
2.	Duane Cooper	USC	(36)

1993

1.	George Lynch	N. Carolina	(12)
2.	Nick Van Exel	Cincinnati	(37)

1994

1.	Eddie Jones	Temple	(10)
----	-------------	--------	------

1995

2.	Frankie King	W. Carolina	(37)
----	--------------	-------------	------

1996

1.	Derek Fisher	Ark.-Little Rock	(24)
----	--------------	------------------	------

1997

2.	DeJuan Wheat	Louisville	(52)
2.	Paul Rogers	Gonzaga	(54)

1998

1.	Sam Jacobson	Minnesota	(26)
2.	Ruben Patterson	Cincinnati	(31)
2.	Toby Bailey	UCLA	(45)

1999

1.	Devean George	Augsburg	(23)
2.	John Celestand	Villanova	(30)

2000

1.	Mark Madsen	Stanford	(29)
----	-------------	----------	------

2001

None

2002

1.	Chris Jeffries	Fresno St.	(27)
----	----------------	------------	------

2003

1.	Brian Cook	Illinois	(24)
2.	Luke Walton	Arizona	(32)

2004

1.	Sasha Vujacic	Slovenia	(27)
2.	Marcus Douthit	Providence	(56)

2005

1.	Andrew Bynum	St. Josephs HS	(10)
2.	Ronny Turiaf	Gonzaga	(37)
2.	Von Wafer	Florida St.	(37)

2006

1.	Jordan Farmar	UCLA	(26)
2.	Cheick Samb	Senegal	(51)

2007

1.	Javaris Crittenton	Georgia Tech	(19)
2.	Sun Yue	China	(40)
2.	Marc Gasol	Spain	(48)

2008

2.	Joe Crawford	Kentucky	(58)
----	--------------	----------	------

2009

1.	Toney Douglas	Florida State	(29)
2.	Patrick Beverley	Arkansas	(42)
2.	Chinemelu Etonu	Texas A&M	(59)

2010

2.	Devin Ebanks	West Virginia	(43)
2.	Derrick Character	UTEP	(58)

2011

2.	Darius Morris	Michigan	(41)
2.	Andrew Goudelock	Charleston	(46)
2.	C. Maduabum	Nigeria	(56)
2.	Ater Majok	Sudan	(58)

2012

2.	Robert Sacre	Gonzaga	(60)
----	--------------	---------	------

2013

2.	Ryan Kelly	Duke	(48)
----	------------	------	------

2014

1.	Julius Randle	Kentucky	(7)
----	---------------	----------	-----

2015

1.	D'Angelo Russell	Ohio St.	(2)
1.	Larry Nance Jr.	Wyoming	(27)
2.	Anthony Brown	Stanford	(34)

2016

1.	Brandon Ingram	Duke	(2)
2.	Ivica Zubac	Croatia	(32)

2017

1.	Lonzo Ball	UCLA	(2)
2.	Tony Bradley	North Carolina	(28)

2018

1.	Moritz Wagner	Michigan	(25)
2.	Svi Mykhailiuk	Kansas	(47)

2019

1.	De'Andre Hunter	Virginia	(4)
----	-----------------	----------	-----

2020

1.	Jaden McDaniels	Washington	(28)
----	-----------------	------------	------

ALL-TIME TRANSACTIONS

1948-49

8/30/48 Purchased Mike Bloom's contract from Boston.
 12/1/48 Released Mike Bloom.
 2/7/49 Purchased Whitey Kachan's contract from Chicago.

1949-50

6/22/49 Purchased Gene Stump's contract from Boston.
 10/7/49 Purchased Billy Hassett's contract from Tri-City.
 12/21/49 Sold Paul Walther's contract to Indianapolis.

1950-51

12/11/50 Sold Ed Beach's contract to Tri-City.
 1/9/51 Drafted Dick Schmittker from Washington in the Dispersal Draft.

1951-52

9/21/51 Sold Kevin O'Shea's contract to Milwaukee.
 10/10/51 Drafted Howie Schultz's contract from Ft. Wayne.
 1/26/52 Purchased Pep Saul's contract from Baltimore.

1952-53

None

1953-54

10/27/53 Sold Lew Hitch's contract to Milwaukee.
 12/21/53 Traded Bobby Watson to Milwaukee for Lew Hitch.
 2/2/54 Sold Bob Harrison's contract to Milwaukee.

1954-55

9/18/54 Traded Pep Saul to Milwaukee for Don Sunderlage.
 11/28/54 Drafted Bob "Slick" Leonard from Baltimore in the Dispersal Draft.

1955-56

11/28/55 Sold Jim Holstein's contract to Ft. Wayne.
 12/16/55 Purchased Johnny Horan's contract from Ft. Wayne.

1956-57

10/24/56 Sold Al Bianchi's contract to Syracuse.
 10/26/56 Traded Jerry Bird, Phil Jordon & Slater Martin to New York for Walter Dukes & Burdette Haldorson.
 4/17/57 Traded Clyde Lovelette & Jim Paxson to Rochester for Bob Burrow, Ed Fleming, "Hot" Rod Hundley, Monk Meineke & Art Spoelstra.
 4/17/57 Traded Ed Kalafat to Ft. Wayne for Corky Devlin.

1957-58

9/12/57 Traded Walter Dukes to Detroit for Larry Foust.
 2/5/58 Traded Art Spoelstra to New York for Bo Erias and cash considerations.
 2/16/58 Traded Dick Boushka & Terry Rand to St. Louis for Frank Selvy.

1958-59

None

1959-60

12/1/59 Purchased Ron Sobie's contract from New York.
 12/15/59 Purchased Frank Selvy's contract from Syracuse.
 1/24/60 Traded Dick Garmaker and a 1960 2nd round draft pick to New York for Ray Felix and a 1960 4th round draft pick.
 2/1/60 Traded Larry Foust to St. Louis for Nick Mantis, Chuck Share & Willie Merriweather.

1960-61

10/24/60 Signed free agent Gary Alcorn.
 12/15/60 Waived Gary Alcorn
 12/15/60 Purchased Ron Johnson's contract from Detroit.
 4/26/61 Bob Leonard drafted by Chicago in Expansion Draft.
 6/21/61 Signed free agent Bob Sims.

1961-62

N/A Released Gary Alcorn and Ron Johnson.
 12/1/61 Sold Bob Sims' contract to St. Louis.
 12/1/61 Purchased Bob McNeil's contract from Philadelphia.
 N/A Released Bob McNeil, Ray Felix, Wayne Yates & Bob Smith.
 Howard Joliff retired.

1962-63

9/5/62 Purchased Dick Barnett's contract from Syracuse.
 9/14/62 Traded Tom Hawkins to Cincinnati for a 1963 2nd round draft pick.
 Rod Hundley retired.
 N/A Released Rod Horn.

1963-64

9/16/63 Claimed Don Nelson off of waivers from Chicago.
 9/24/63 Claimed Hub Reed off waivers from Cincinnati.
 Frank Selvy and Jim Krebs retired.
 10/11/63 Roger Strickland claimed off waivers by Baltimore.
 4/16/64 Purchased Darrall Imhoff's contract from Detroit.
 5/1/64 Hub Reed claimed off waivers by New York.
 5/1/64 Waived Mel Gibson.

1964-65

1/28/65 Purchased Bill McGill's contract from Grand Rapids of the North American League.
 N/A Released Jerry Grote, Bill McGill & Charles Nash.

1965-66

10/14/65 Traded Dick Barnett to New York for Bob Boozer.
 2/1/66 Signed free agent Tom Hoover.
 5/1/66 Bob Boozer & Jim King are selected by Chicago in the Expansion Draft.
 5/11/66 Purchased Hank Finkel's contract from Chicago.
 N/A Released John Fairchild, Tom Hoover & Don Nelson.
 Gene Wiley retired.

1966-67

9/14/66 Purchased Tom Hawkins's contract from Cincinnati.
 9/22/66 Traded Leroy Ellis to Baltimore for Jim Barnes.
 1/16/67 Traded Rudy LaRusso and a 1967 1st round draft pick to Detroit for Mel Counts (Detroit sent Ray Scott to Baltimore, who, in turn, sent Counts to LA).
 5/1/67 John Block (San Diego), Henry Finkel (San Diego) and Walt Hazzard (Seattle) are selected in the Expansion Draft.

1967-68

10/21/67 Signed free agent Dennis Hamilton
 1/9/68 Traded Jim Barnes and a 1968 3rd round draft pick to Chicago for Erwin Mueller.
 1/12/68 Claimed Fred Crawford on waivers from New York.
 5/2/68 Signed free agent Jay Carty.
 5/6/68 Gail Goodrich, Dennis Hamilton & John Wetzel are selected by Phoenix in the Expansion Draft.

1968-69

7/9/68 Traded Jerry Chambers, Archie Clark & Darrell Imhoff to Philadelphia for Wilt Chamberlain.
 9/23/68 Traded Erwin Mueller to Chicago for Keith Erickson.
 10/8/68 Purchased John Egan's contract from Milwaukee.
 10/17/68 Waived Ed Biedenbach.

ALL-TIME TRANSACTIONS

1969-70

9/9/69	Acquired Mike Lynn from Chicago for a 1971 3rd round draft pick.
9/18/69	Sold Fred Crawford's contract to Milwaukee. Released Cliff Anderson & Jay Carty. Tom Hawkins retired.
11/27/69	Traded Bill Hewitt and a 1970 3rd round draft pick to Detroit for Happy Hairston.
1/23/70	Purchased John Trevsant's contract from Seattle.
5/10/70	Dick Garrett (Buffalo), Mike Lynn (Buffalo) & John Egan (Cleveland) are selected in Expansion Draft.
5/20/70	Traded Mel Counts to Phoenix for Gail Goodrich.

1970-71

8/28/70	Claimed Fred Hetzel from Portland on waivers.
10/7/70	Claimed Pat Riley from Portland on waivers.
11/11/70	Traded John Trevsant to Baltimore for a 1972 2nd round draft pick.

1971-72

9/11/71	Acquired LeRoy Ellis from Portland for a 1972 2nd round draft pick and cash considerations.
9/20/71	Acquired Flynn Robinson from Cincinnati for a 1971 2nd round draft pick.
9/20/71	Waived Fred Hetzel, Willie McCarter & Earnie Killum.
10/13/71	Traded Rick Roberson to Cleveland for a 1972 2nd round draft pick and 1973 1st & 2nd round draft picks.
10/13/71	Claimed John Trapp on waivers from Houston.
11/5/71	Elgin Baylor retired.

1972-73

8/31/72	Traded Jim Clemons to Cleveland for a 1974 2nd round draft choice.
9/19/72	Traded Paul Stovall to Phoenix for a 1974 2nd round draft pick and an additional future selection.
10/20/72	Released Roger Brown.
11/2/72	Traded LeRoy Ellis & John Trapp to Philadelphia for Mel Counts & Bill Bridges.
12/6/72	Traded Flynn Robinson to Baltimore for a 1973 2nd round draft pick.
12/6/72	Signed free agent Bill Turner.

1973-74

8/23/73	Acquired Stan Love from Baltimore in exchange for a 2nd round draft choice and cash considerations.
9/17/73	Traded Jim McMillian to Buffalo for Elmore Spencer.
10/30/73	Waived Travis Grant.
11/1/73	Traded Keith Erickson and a 1974 2nd round draft pick to Phoenix for Connie Hawkins.
5/17/74	Traded Jim Chones to Cleveland for a 1975 1st round draft pick.
6/14/74	Traded Mel Counts to New Orleans for future considerations.

1974-75

9/6/74	Signed Cazzie Russell and sent a 1976 1st round draft pick to Golden State as compensation.
10/3/74	Acquired Zelmo Beatty from Atlanta for a 1975 2nd round draft pick and cash considerations.
11/11/74	Traded Jim Price to Milwaukee for Lucius Allen.
11/28/74	Acquired Corky Calhoun from Phoenix for a 1976 2nd round draft pick and 1977 3rd round draft pick.
12/6/74	Waived Bill Bridges.
12/6/74	Acquired Stu Lantz from New Orleans for a 1975 3rd round draft pick and cash considerations.
2/10/75	Waived Stan Love.
6/16/75	Traded Elmore Smith, Brian Winters, Dave Meyers, & Junior Bridgeman to Milwaukee for Kareem Abdul-Jabbar & Walt Wesley.

1975-76

8/8/75	Traded Connie Hawkins to Atlanta for a 1976 3rd round draft pick.
9/24/75	Acquired Ron Williams from Milwaukee for a 1976 5th round draft pick.
10/1/75	Signed free agent Donnie Freeman.
10/21/75	Waived Happy Hairston.
10/22/75	Purchased Cornell Warner from Milwaukee.
10/28/75	Signed free agent Jim McDaniels.
10/30/75	Waived Walt Wesley.
11/3/75	Traded Pat Riley to Phoenix for two future draft picks.
11/26/75	Waived Ron Williams.
1/20/76	Acquired John Roche from Phoenix for future draft considerations.
1/21/76	Signed free agent Cliff Meely.
2/9/76	Waived Jim McDaniels.
5/10/76	Signed free agent Mack Calvin.

1976-77

7/19/76	Gail Goodrich signs with New Orleans as a veteran free agent.
8/5/76	Traded a 1977 2nd round pick & 1978 1st round pick to New Orleans in exchange for a 1977 1st round pick, 1978 1st round pick & 1980 2nd round pick as compensation for Jazz signing Gail Goodrich.
9/16/76	Signed free agent Don Chaney.
9/29/76	Waived Cliff Meely.
10/4/76	Traded future draft pick to Chicago for Allen Murphy.
10/5/76	Waived Donnie Freeman.
10/6/76	Waived John Roche.
10/18/76	Waived Corky Calhoun & Wayman Britt.
10/20/76	Acquired Bo Lamar from Detroit for future considerations.
10/22/76	Signed Cornell Warner.
11/2/76	Signed free agent Marvin Roberts.
11/2/76	Waived Allen Murphy.
11/2/76	Released Cornell Warner.
11/16/76	Traded Malvin Calvin to San Antonio for a 1977 1st round draft pick and cash considerations.
11/19/76	Signed free agent Johnny Neumann.

1977-78

6/6/77	Traded Lucius Allen to Kansas City for Ollie Johnson & 1st and 2nd round draft picks in 1978.
6/9/77	Traded Johnny Neumann to Buffalo for a 1977 3rd round draft choice.
7/13/77	Signed Jamaal Wilkes as a veteran free agent, sending cash and a 1978 1st round draft pick to Golden State as compensation.
9/7/77	Acquired Ernie DiGregorio from Buffalo for future considerations.
9/27/77	Waived C.J. Kupec.
9/30/77	Traded Ollie Johnson to Atlanta for Lou Hudson.
10/17/77	Traded Tony Robertson to Atlanta for a 1979 4th round draft pick.
10/17/77	Waived Cazzie Russell.
12/13/77	Acquired Adrian Dantley & Dave Robisch from Indiana for Earl Tatum & James Edwards.
12/27/77	Acquired Charlie Scott from Boston in exchange for Don Chaney, Kermit Washington and a 1978 1st round draft pick.
1/30/78	Waived Ernie DiGregorio.

1978-79

6/8/78	Traded Tom Abernethy to Buffalo for a 1978 2nd round draft pick.
6/26/78	Traded Charlie Scott to Denver for Ron Boone and two 1979 2nd round draft picks.
8/24/78	Signed free agent Derrek Dickey.
9/14/78	Waived Carlos Terry.
10/12/78	Released Derrek Dickey.
10/27/78	Signed Jim Price as a veteran free agent and sent a 1980 2nd round pick to Detroit as compensation.
10/27/78	Waived Brad Davis.

ALL-TIME TRANSACTIONS

1979-80

7/17/79	Signed free agent Irv Kiffin.
8/9/79	Waived Jim Price.
9/13/79	Traded Adrian Dantley to Utah for Spencer Haywood.
10/4/79	Waived Ron Carter.
10/5/79	Acquired Jim Chones from Cleveland for Dave Robisch and a 1980 3rd round draft choice.
10/5/79	Traded Irv Kiffin to San Antonio for a 1980 2nd round draft pick.
10/23/79	Traded Kenny Carr to Cleveland for a 1980 2nd round draft pick and a 1981 2nd round draft pick.
10/25/79	Traded Ron Boone to Utah for a 1981 3rd round draft pick.
10/25/79	Signed free agent Marty Byrnes.
2/14/80	Traded Ollie Mack, a 1980 2nd round draft pick and a 1981 2nd round draft pick to Chicago for Mark Landsberger.
2/15/80	Traded Don Ford and a 1980 1st round draft pick to Cleveland in exchange for Butch Lee and a 1982 1st round draft pick.
5/28/80	Marty Byrnes selected by Dallas in Expansion Draft.
6/10/80	Released Butch Lee.

1980-81

8/1/80	Signed Myles Patrick.
8/13/80	Signed Alan Hardy.
8/19/80	Waived Spencer Haywood
10/1/80	Traded Wayne Robinson to Detroit for a 1981 2nd round draft pick.
10/8/80	Acquired Jim Brewer from Portland for the right to swap 1984 1st round draft picks or a 1984 2nd round draft pick, choosing the latter.
11/17/80	Waived Tony Jackson.
11/19/80	Traded a 1982 1st round draft pick to New Jersey for Eddie Jordan.
12/2/80	Waived Myles Patrick.

1981-82

8/5/81	Acquired Mitch Kupchak from Washington in exchange for Jim Chones, Brad Holland, a 1982 2nd round draft pick and a 1983 1st round draft pick.
8/19/81	Signed free agents Clay Johnson, Harvey Knuckles & Kevin McKenna.
8/24/81	Signed free agent Darrell Allums.
9/13/81	Signed free agent Kurt Rambis.
10/13/81	Waived Clay Johnson.
10/15/81	Traded Butch Carter to Indiana for a 1982 3rd round draft pick.
10/27/81	Waived Alan Hardy.
12/24/81	Acquired Bob McAdoo from New Jersey exchange for a 1983 2nd round draft pick.
4/12/82	Signed free agent Clay Johnson.

1982-83

9/20/82	Signed free agent Joe Cooper.
10/8/82	Released Kevin McKenna.
10/22/82	Re-signed Mark Landsberger.
10/25/82	Waived Hutch Jones.
11/2/82	Re-signed Bob McAdoo.
11/8/82	Released Joe Cooper.
2/15/83	Acquired Dwight Jones from Chicago in exchange for a 1985 2nd round draft pick and cash considerations.
4/12/83	Signed free agent Billy Ray Bates.
4/16/83	Signed free agent Steve Mix. Released Billy Ray Bates.

1983-84

8/22/83	Waived Dwight Jones.
9/7/83	Signed free agents Larry Spriggs & Calvin Garrett. Steve Mix retired.
9/27/83	Signed free agent Dale Wilkinson.
10/16/83	Traded Norm Nixon, Eddie Jordan a 1986 2nd round draft pick and a 1987 2nd round draft pick to San Diego for Swen Nater & Byron Scott.
10/17/83	Waived Dale Wilkinson.
11/10/83	Waived Mark Landsberger & Clay Johnson.
4/11/84	Signed free agent Eddie Jordan.

1984-85

9/21/84	Signed free agent Chuck Nevitt. Swen Nater retired.
11/6/84	Waived Chuck Nevitt.
11/29/84	Signed free agent Ronnie Lester.
3/5/85	Signed free agent Chuck Nevitt.

1985-86

8/19/85	Acquired Maurice Lucas from Phoenix for a 1988 2nd round draft pick and a 1989 2nd round draft pick.
8/28/85	Waived Jamaal Wilkes.
9/10/85	Re-signed free agent Chuck Nevitt.
10/9/85	Sold Earl Jones to San Antonio.
10/16/85	Waived Dexter Shouse.
11/23/85	Waived Chuck Nevitt.
3/10/86	Signed free agent Jerome Henderson.
3/18/86	Signed free agent Petur Gudmundsson.
6/17/86	Traded Mike McGee and the draft rights to Ken Barlow to Atlanta for Billy Thompson & Ron Kellogg.

1986-87

9/18/86	Signed free agent Adrian Branch.
9/26/86	Waived Maurice Lucas.
9/30/86	Mitch Kupchak retired.
10/2/86	Sold Ronnie Lester to Seattle.
10/9/86	Signed Frank Brickowski, granting Seattle future considerations for not exercising right of 1st refusal.
2/13/87	Traded Frank Brickowski, Petur Gudmundsson, a 1987 1st round draft pick, a 1990 2nd round draft pick and cash to San Antonio for Mychal Thompson.

1987-88

8/28/87	Signed Frank Ford, Willie Glass, Ralph Talley & Ron Vandschaaf.
10/1/87	Signed free agent Mike Smrek.
10/2/87	Signed free agent Milt Wagner.
10/5/87	Signed Wes Matthews.
10/7/87	Acquired rights to Jeff Lamp from San Antonio in exchange for a 1988 3rd round draft pick.
11/5/87	Sold Adrian Branch to New Jersey.
12/12/87	Signed free agent Ray Tolbert.
3/14/88	Waived Ray Tolbert.
3/30/88	Signed free agent Tony Campbell.
6/23/88	Traded a 1992 2nd round draft pick to Miami for not selecting K. Abdul-Jabbar in 1988 Expansion Draft. Billy Thompson taken by Miami in Expansion Draft.

1988-89

8/9/88	Signed free agent Orlando Woolridge.
8/24/88	Signed free agent Milt Wagner.
8/29/88	Signed free agent Kannard Johnson.
8/30/88	Signed free agent Scott Meents.
9/20/88	Renounced rights to Wes Matthews.
10/3/88	Signed free agent Mark McNamara.
10/6/88	Re-signed Tony Campbell.
10/17/88	Waived Scott Meents.
10/24/88	Waived Milt Wagner.
11/2/88	Traded Mike Smrek to San Antonio in exchange for a 1990 2nd round draft pick.
6/15/89	David Rivers taken by Minnesota in Expansion Draft.

ALL-TIME TRANSACTIONS

1989-90

8/4/89 Signed free agent Larry Drew.
9/12/89 Signed free agent Quintin Dailey.
9/18/89 Signed free agents Mike Higgins, Milt Newton & Steve Bucknall.
10/2/89 Signed free agent Mel McCants.
10/13/89 Waived Quintin Dailey.
10/31/89 Waived Milt Newton.
12/13/89 Waived Mike Higgins.
12/24/89 Signed free agent Jay Vincent.
3/5/90 Waived Steve Bucknall & Michael Higgins.
3/5/90 Signed free agent Jawann Oldham to the first of two 10-day contracts.

1990-91

8/3/90 Traded Orlando Woolridge to Denver in exchange for 1993 and 1995 2nd round draft picks.
8/6/90 Signed free agent Sam Perkins.
8/15/90 Waived Michael Cooper.
9/25/90 Acquired Terry Teagle from Golden State in exchange for a 1990 1st round draft pick.
9/25/90 Traded Mark McNamara to San Antonio for choice of Lakers 1991 or 1994 2nd round draft pick.
9/25/90 Signed free agent Tony Brown.
10/2/90 Signed free agent Mario Elie.
10/15/90 Waived Mario Elie.
10/16/90 Signed free agent Irving Thomas.
10/19/90 Waived Michael Young.
12/6/90 Waived Tony Brown.

1991-92

9/30/91 Signed free agents Tony Smith & Keith Owens.
10/2/91 Waived Larry Drew & Mychal Thompson.
10/2/91 Acquired Sedale Threatt from Seattle in exchange for 1994, 1995 and 1996 2nd round draft picks.
10/4/91 Signed free agent Jack Haley.
10/29/91 Signed free agent Demetrius Calip.
10/30/91 Waived Anthony Jones & Irving Thomas.
12/5/91 Signed free agent Chucky Brown.
12/6/91 Waived Demetrius Calip.
12/6/91 Signed free agent Rory Sparrow.
3/20/92 Signed Cliff Robinson to the first of two 10-day contracts.
4/8/92 Signed Cliff Robinson for remainder of the season.
5/11/92 Acquired Milwaukee's 1992 and 1995 2nd round draft picks in exchange for releasing the rights to coach Mike Dunleavy.

1992-93

8/11/92 Signed Alex Blackwell.
8/13/92 Signed free agents James Edwards & Sean Higgins.
9/29/92 Magic Johnson announced he will play for the Lakers in 1992-93.
9/29/92 Renounced the rights to free agents Terry Teagle, Cliff Robinson, Rory Sparrow, Keith Owens & Chucky Brown.
9/29/92 Waived Sean Higgins.
2/22/93 Traded Sam Perkins to Seattle in exchange for Benoit Benjamin & Doug Christie.
6/21/93 Acquired Sam Bowie and a 1998 2nd round draft pick from New Jersey in exchange for Benoit Benjamin.

1993-94

7/15/93 Signed rookie free agent Antonio Harvey.
7/21/93 Released Alex Blackwell, A.C. Green & Byron Scott.
8/30/93 Signed free agent Trevor Wilson.
10/1/93 Signed free agent Kurt Rambis.
11/4/93 Waived Duane Cooper.
12/7/93 Waived Trevor Wilson.
12/14/93 Waived Kurt Rambis.
1/5/94 Re-signed Kurt Rambis.
1/22/94 Signed Reggie Jordan to the first of two 10-day contracts.
2/8/94 Signed Reggie Jordan for remainder of the season.
2/24/94 Acquired Dan Schayes from Milwaukee in exchange for a 2nd round draft choice.

1994-95

7/1/94 Acquired Anthony Miller from Golden State in exchange for a 1995 2nd round draft pick.
7/1/94 Renounced the rights to Dan Schayes.
7/21/94 Signed free agent Trevor Ruffin.
9/23/94 Acquired Cedric Ceballos from Phoenix in exchange for a 1995 1st round draft pick.
10/13/94 Traded Doug Christie to New York in exchange for 1997 and 1998 2nd round draft picks.
11/3/94 Waived Trevor Ruffin.
11/10/94 James Worthy announced retirement.
1/10/95 Signed free agent Lester Conner to 10-day contract.
1/20/95 Signed free agent Danny Young to 10-day contract.
1/31/95 Signed free agent Kurt Rambis.
2/22/95 Signed free agent Lloyd Daniels to the first of two 10-day contracts.
2/28/95 Signed free agent Randolph Keys to the first of two 10-day contracts.
3/14/95 Signed Lloyd Daniels & Randolph Keys to a contract for the rest of the season.
4/11/95 Waived Lloyd Daniels.
6/24/95 Antonio Harvey selected by Vancouver in the Expansion Draft.
6/30/95 Acquired Corie Blount from Chicago in exchange for future considerations.

1995-96

9/29/95 Sam Bowie retired.
9/29/95 Released Randolph Keys, Kurt Rambis & Tony Smith.
9/29/95 Signed free agent Gerard King.
10/3/95 Signed free agent Fred Roberts.
10/6/95 Signed free agent Kurt Rambis.
10/26/95 Signed free agent Derek Strong.
10/31/95 Waived Gerard Kings & Kurt Rambis.
1/29/96 Signed Earvin Johnson.
5/14/96 Earvin Johnson announces retirement.

1996-97

7/11/96 Traded Vlade Divac to Charlotte for Kobe Bryant.
7/16/96 Traded Anthony Peeler, George Lynch along with 1998 and 1999 2nd round draft picks to Vancouver in exchange for 1998 and 1999 2nd round draft picks.
7/16/96 Signed free agent Sean Rooks.
7/17/96 Released Fred Roberts, Derek Strong & Sedale Threatt.
7/18/96 Signed free agent Shaquille O'Neal.
7/31/96 Signed free agent Travis Knight.
8/9/96 Signed free agent Rumeal Robinson.
8/12/96 Signed free agent Jerome Kersey.
8/15/96 Signed free agent Trevor Wilson.
9/11/96 Signed free agent Jaquain Hawkins.
10/21/96 Waived Jaquain Hawkins.
9/30/96 Signed free agent Byron Scott.
12/16/96 Waived Trevor Wilson.
1/10/97 Traded Cedric Ceballos & Rumeal Robinson to Phoenix for Robert Horry & Joe Kleine.
2/20/97 Acquired George McCloud from New Jersey for Joe Kleine, a 1997 1st round draft pick and a conditional 2nd round pick.
2/24/97 Signed Larry Krystkowiak to a 10-day contract.
3/5/97 Signed Larry Krystkowiak to a second 10-day contract.

1997-98

7/24/97 Signed free agent James Forrest.
8/27/97 Signed free agent Jon Barry.
8/28/97 Signed free agent Rick Fox.
9/17/97 Signed free agent Shea Seals.
9/22/97 Signed free agent Mario Bennett.
10/2/97 Signed DeJuan Wheat.
10/20/97 Waived DeJuan Wheat.
10/25/97 Waived James Forrest.
6/24/98 Traded Nick Van Exel to Denver for Tony Battie & draft rights to Tyrron Lue.
6/24/98 Sold the draft rights to Toby Bailey to Phoenix.

ALL-TIME TRANSACTIONS

1998-99

1/21/99 Traded Tony Battie to Boston for Travis Knight.
 1/21/99 Signed free agent Derek Harper.
 2/23/99 Signed free agent Dennis Rodman.
 2/24/99 Relieved head coach Del Harris of his duties.
 2/26/99 Hired Kurt Rambis as head coach.
 3/10/99 Waived Corie Blount.
 3/10/99 Traded Eddie Jones & Elden Campbell to Charlotte for B.J. Armstrong, J.R. Reid & Glen Rice.
 3/10/99 Waived B.J. Armstrong.
 4/15/99 Waived Dennis Rodman.

1999-00

6/16/99 Hired Phil Jackson as head coach.
 9/1/99 Traded Sean Rooks to Dallas for A.C. Green.
 9/21/99 Traded Derek Harper to Detroit for draft rights to rookie guard Melvin Levert.
 9/28/99 Signed free agent Benoit Benjamin.
 9/29/99 Signed free agent John Salley.
 10/13/99 Signed free agent Ron Harper.
 10/20/99 Signed free agent Brian Shaw.
 10/28/99 Waived Benoit Benjamin.
 11/12/99 Waived Sam Jacobson.
 6/28/00 Waived A.C. Green.

2000-01

8/15/00 Signed free agent Stanislav Medvedenko.
 8/23/00 Signed free agent Andy Panko.
 8/25/00 Signed free agent Isaiah Rider.
 9/20/00 Traded Glen Rice & Travis Knight to New York in exchange for Horace Grant, Greg Foster, Chuck Person & Emanuel Davis from Seattle.
 9/29/00 Waived Chuck Person.
 10/2/00 Signed free agent Mike Penberthy.
 10/6/00 Re-signed free agent Brian Shaw.
 10/25/00 Waived Emanuel Davis.
 10/29/00 Waived Andy Panko.
 6/28/01 Traded Greg Foster to Milwaukee for Lindsey Hunter.

2001-02

7/20/01 Signed free agent Mitch Richmond.
 7/20/01 Signed free agent Samaki Walker.
 7/31/01 Signed free agent Peter Cornell.
 8/9/01 Signed free agent Joe Crispin.
 8/28/01 Signed free agent Isaac Fontaine.
 9/21/01 Signed free agent Jelani McCoy.
 9/21/01 Signed free agent Isaac Fontaine.
 9/26/01 Signed free agent Dickey Simpkins.
 9/27/01 Signed free agent Paul Shirley.
 9/27/01 Signed free agent Dennis Scott.
 10/16/01 Waived Paul Shirley & Dennis Scott.
 10/23/01 Waived Peter Cornell.
 10/25/01 Waived Isaac Fontaine & Dickey Simpkins.
 10/31/01 Waived Brian Shaw.
 11/4/01 Re-signed Brian Shaw.
 11/10/01 Waived Mike Penberthy.
 11/25/01 Waived Joe Crispin.

2002-03

7/26/02 Acquired Tracy Murray, the draft rights to Kareem Rush and a 2003 2nd round draft pick from Toronto in exchange for Lindsey Hunter, the draft rights to Chris Jeffries and a 2003 2nd round draft pick.
 7/26/02 Signed free agent Brian Shaw.
 7/26/02 Signed free agent Jannero Pargo.
 8/14/02 Signed free agent A.J. Guyton.
 8/23/02 Signed free agent Soumaila Samake
 9/18/02 Signed free agent Guy Rucker.
 9/19/02 Signed free agent Nick Sheppard.
 9/20/02 Signed free agent Jefferson Sobral.
 10/9/02 Waived Nick Sheppard.
 10/17/02 Waived Jefferson Sobral.
 10/24/02 Waived A.J. Guyton.
 10/27/02 Waived Guy Rucker.
 12/6/02 Waived Soumaila Samake.

2003-04

7/6/03 Signed 1st round draft-pick Brian Cook.
 7/8/03 Signed 2nd round draft-pick Luke Walton.
 7/16/03 Signed free agents Karl Malone & Gary Payton.
 7/24/03 Signed Jamal Sampson.
 7/28/03 Signed free agent Horace Grant.
 8/13/03 Signed free agents Ime Udoka & Maurice Carter.
 8/14/03 Signed free agent Koko Archibong.
 8/15/03 Signed free agent Eric Chenoweth.
 8/19/03 Signed free agent Stephane Pelle.
 10/1/03 Signed free agent Bryon Russell.
 10/14/03 Waived Koko Archibong & Maurice Carter.
 10/23/03 Waived Eric Chenoweth, Stephane Pelle & Ime Udoka.
 1/7/04 Waived Jannero Pargo.
 1/14/04 Signed free agent Ime Udoka to a 10-day contract.
 1/30/04 Signed free agent Maurice Carter to a 10-day contract.
 2/9/04 Signed Maurice Carter to a second 10-day contract.

2004-05

7/10/04 Hired head coach Rudy Tomjanovich.
 7/14/04 Acquired Lamar Odom, Brian Grant, Caron Butler, a 2006 1st round draft pick and a 2007 2nd round draft pick from Miami in exchange for Shaquille O'Neal.
 7/15/04 Re-signed Kobe Bryant.
 7/20/04 Signed 1st round draft pick Sasha Vujacic.
 7/20/04 Signed free agent Vlade Divac.
 8/2/04 Re-signed Stanislav Medvedenko.
 8/6/04 Acquired Chris Mihm, Chuck Atkins & Jumaime Jones from Boston in exchange for Gary Payton, Rick Fox and a 2006 1st round draft pick. (trade was amended 8/13/04).
 8/6/04 Signed free agent Tony Bobbitt.
 8/24/04 Signed free agent Nate Johnson.
 9/29/04 Signed free agent Neil Yanke.
 10/4/04 Signed free agents Tierre Brown & Jerry Dupree.
 10/6/04 Signed free agent Ike Nwankwo.
 10/23/04 Waived Jerry Dupree & Neil Yanke.
 10/27/04 Waived Nate Johnson & Ike Nwankwo.
 11/1/04 Waived Tony Bobbitt.
 12/6/04 Traded Kareem Rush to Charlotte for a 2005 2nd round draft pick and a 2009 2nd round draft pick.
 12/6/04 Signed free agent Tony Bobbitt.
 2/2/05 Named Frank Hamblen head coach after Rudy Tomjanovich steps down.

2005-06

6/14/05 Hired head coach Phil Jackson.
 7/6/05 Signed 1st round draft pick Andrew Bynum.
 8/1/05 Signed 2nd round draft pick Von Wafer.
 8/2/05 Acquired Kwame Brown & Laron Profit from Washington for Caron Butler & Chucky Atkins.
 8/2/05 Signed free agent William "Smush" Parker.
 8/8/05 Re-signed Luke Walton.
 8/10/05 Waived designated amnesty player Brian Grant.
 8/26/05 Signed free agent Aaron McKie.
 9/6/05 Signed free agent Devin Green.
 9/19/05 Signed free agent Will Conroy.
 10/3/05 Signed free agent Corie Blount.
 10/6/05 Waived Vlade Divac.
 10/6/05 Signed free agent Adam Parada.
 10/18/05 Waived Will Conroy.
 10/26/05 Traded Jumaime Jones to Charlotte in exchange for a 2007 2nd round draft pick.
 10/27/05 Waived Tony Bobbitt & Adam Parada
 10/31/05 Exercised 4th year option on Brian Cook.
 10/31/05 Waived Corie Blount.
 1/17/06 Signed 2nd round draft pick Ronny Turiaf.
 1/17/06 Waived Laron Profit.
 3/6/06 Signed free agent Jim Jackson.
 3/6/06 Waived Stanislav Medvedenko.

ALL-TIME TRANSACTIONS

2006-07

6/28/06 Acquired draft rights to J.R.Pinnock from Dallas for a 2007 2nd round draft pick acquired from Miami.
6/28/06 Acquired Maurice Evans from Detroit for draft rights to 2nd round selection Cheick Samb.
7/5/06 Signed 1st round draft pick Jordan Farmar.
7/12/06 Signed free agent Vladimir Radmanovic.
7/12/06 Signed free agent Shammond Williams.
9/6/06 Signed J.R. Pinnock.
9/25/06 Re-signed Devin Green.
10/2/06 Signed Mamadou N'Diaye.
10/2/06 Signed Marcus Douthit.
10/12/06 Waived Marcus Douthit & Mamadou N'Diaye.
10/26/06 Waived J.R. Pinnock & Von Wafer.
10/27/06 Exercised 3rd year option on Andrew Bynum.
10/27/06 Exercised 4th year option on Sasha Vujacic.
10/30/06 Waived Devin Green.
10/31/06 Signed Brian Cook to multi-year contract extension.

D-League Transactions

Assigned Jordan Farmar (3/31, 4/2, 4/12).
Recalled Jordan Farmar (4/1, 4/3, 4/12).

2007-08

7/3/07 Signed 1st round draft pick Javaris Crittenton.
7/12/07 Re-signed Luke Walton.
7/19/07 Re-signed Chris Mihm.
7/20/07 Signed free agent guard Derek Fisher.
7/30/07 Signed free agent guard Coby Karl.
8/22/07 Signed free agent center Larry Turner.
9/17/07 Signed free agent forward Elton Brown.
10/1/07 Signed free agent forward Andre Patterson.
10/23/07 Waived Elton Brown, Andre Patterson & Larry Turner.
10/29/07 Exercised 3rd year option on Jordan Farmar.
10/29/07 Exercised 4th year option on Andrew Bynum.
11/20/07 Acquired Trevor Ariza from Orlando in exchange for Brian Cook & Maurice Evans.
12/12/07 Signed Phil Jackson to contract extension.
1/21/08 Signed free agent DJ Mbenga to 10-day contract.
2/1/08 Signed free agent Aaron McKie.
2/1/08 Acquired Pau Gasol and a 2010 2nd round draft pick from Memphis in exchange for Kwame Brown, Javaris Crittenton, Aaron McKie, the draft rights to Marc Gasol and 1st round draft picks in 2008 & 2010.
2/1/08 Signed DJ Mbenga to 2nd 10-day contract.
2/11/08 Signed DJ Mbenga for remainder of season.
3/21/08 Signed free agent Ira Newble to 10-day contract.
4/1/08 Signed Ira Newble for remainder of season.

D-League Transactions

Assigned Coby Karl (11/28, 2/14, 4/5).
Recalled Coby Karl (12/24, 2/19).

2008-09

7/28/08 Re-signed Sasha Vujacic.
8/1/08 Signed free agent Dwayne Mitchell.
8/14/08 Signed free agent Josh Powell.
8/25/08 Signed 2007 2nd round draft pick Sun Yue.
8/27/08 Signed 2nd round draft pick Joe Crawford.
9/10/08 Signed free agent Brandon Heath.
9/12/08 Signed free agent C.J. Giles.
9/24/08 Re-signed DJ Mbenga.
10/8/08 Waived Dwayne Mitchell.
10/20/08 Waived Brandon Heath.
10/22/08 Waived Joe Crawford & C.J. Giles.
10/27/08 Waived Coby Karl.
10/27/08 Exercised 4th year option on Jordan Farmar.
2/7/09 Acquired Adam Morrison & Shannon Brown from Charlotte in exchange for Vladimir Radmanovic.
2/18/09 Traded Chris Mihm to Memphis in exchange for conditional 2nd round pick in the 2013 NBA Draft.

D-League Transactions

Assigned Sun Yue (3/6, 3/19).
Recalled Sun Yue (3/16).

2009-10

6/25/09 Sent draft rights to Toney Douglas to New York in exchange for a 2011 2nd round draft pick & cash considerations.
6/25/09 Sent draft rights to Patrick Beverley to Miami in exchange for a 2011 2nd round draft pick & cash considerations.
7/7/09 Re-signed Shannon Brown.
7/7/09 Signed free agent Metta World Peace.
7/31/09 Re-signed Lamar Odom.
9/28/09 Signed free agents Michael Fey, Tony Gaffney, Mickael Gelabale & David Monds.
9/30/09 Signed free agent Thomas Kelati.
10/10/09 Waived Michael Fey, Mickael Gelabale & David Monds.
10/21/09 Waived Thomas Kelati.
10/24/09 Waived Tony Gaffney.
12/23/09 Signed Pau Gasol to a contract extension.
4/2/10 Signed Kobe Bryant to a contract extension.

2010-11

7/8/10 Signed free agent Steve Blake.
7/14/10 Re-signed Derek Fisher.
7/22/10 Signed free agent Theo Ratliff.
7/22/10 Signed free agent Matt Barnes.
8/11/10 Re-signed Shannon Brown.
8/12/10 Signed 2nd round draft pick Devin Ebanks.
8/13/10 Signed 2nd round draft pick Derrick Caracter.
9/24/10 Signed free agents Russell Hicks, Trey Johnson, Drew Naymick & Anthony Roberson.
9/30/10 Waived Russell Hicks & Anthony Roberson.
10/21/10 Waived Trey Johnson & Drew Naymick.
12/15/10 Acquired Joe Smith, Golden State's 2011 2nd round draft pick, Chicago's 2012 2nd round draft pick & the draft rights to Sergei Lishouk in exchange for Sasha Vujacic & a conditional 2011 1st round draft pick in a three-team trade with New Jersey & Houston.
4/13/11 Signed free agent Trey Johnson.

D-League Transactions

Assigned Devin Ebanks (12/17).
Recalled Devin Ebanks (1/9).
Assigned Derrick Caracter (3/29, 4/6).
Recalled Derrick Caracter (4/5, 4/13).

2011-12

12/9/11 Signed free agent Jason Kapono.
12/9/11 Signed 2nd round draft pick Darius Morris.
12/9/11 Signed 2nd round draft pick Andrew Goudelock.
12/9/11 Signed free agent Elijah Millsap.
12/9/11 Signed free agent Zach Andrews.
12/9/11 Signed free agent Chris Daniels.
12/11/11 Acquired Dallas' 2012 1st round draft pick and a trade exception in exchange for Lamar Odom and a 2012 2nd round draft pick.
12/13/11 Signed free agent Gerald Green.
12/13/11 Signed free agent Malcolm Thomas.
12/14/11 Signed free agent Josh McRoberts.
12/18/11 Signed free agent Troy Murphy.
12/22/11 Waived Zach Andrews, Chris Daniels, Gerald Green, Elijah Millsap & Malcolm Thomas.
2/7/12 Waived Derrick Caracter.
3/15/12 Acquired Ramon Sessions and Christian Eyenga from Cleveland in exchange for Luke Walton, Jason Kapono, the Lakers' 2012 1st round (protected) draft pick and other considerations.
3/15/12 Acquired Jordan Hill from Houston for Derek Fisher and Dallas' protected 1st round selection in the 2012 NBA Draft.

D-League Transactions

Assigned Andrew Goudelock (12/17).
Recalled Andrew Goudelock (12/18).
Assigned Malcolm Thomas (12/17).
Recalled Malcolm Thomas (12/18).

2011-12 (CONT.)

Assigned Derrick Caracter (1/25).
Assigned Devin Ebanks (2/15).
Recalled Devin Ebanks (2/28).
Assigned Darius Morris (3/7).
Recalled Darius Morris (3/16).
Recalled Christian Eyenga (4/25).

2012-13

6/28/12 Acquired rights to Dallas' 2nd round draft pick Darius Johnson-Odom for cash considerations.
7/10/12 Acquired Steve Nash from Phoenix in exchange for 1st round draft picks in 2013 & 2015 and 2nd round draft picks in 2013 & 2014.
7/25/12 Signed free agent Antawn Jamison.
7/25/12 Re-signed Jordan Hill.
8/10/12 Acquired Dwight Howard, Chris Duhon & Earl Clark from Orlando in exchange for Josh McRoberts, Christian Eyenga, a protected 2017 1st round draft pick and a protected 2015 2nd round draft pick while sending Andrew Bynum to Philadelphia in a four-team trade (Denver, Philadelphia).
8/13/12 Signed free agent Jodie Meeks.
8/13/12 Re-signed Devin Ebanks.
9/5/12 Signed free agents Greg Somogyi & Reeves Nelson.
9/7/12 Signed 2nd round draft pick Robert Sacre.
9/17/12 Signed Darius Johnson-Odom.
9/27/12 Signed free agent Ronnie Aguilar.
10/1/12 Signed free agent Chris Douglas-Roberts.
10/20/12 Waived Ronnie Aguilar & Reeves Nelson.
10/22/12 Waived Chris Douglas-Roberts and Greg Somogyi.
10/27/12 Waived Andrew Goudelock.
1/7/13 Waived Darius Johnson-Odom.
4/14/13 Re-signed free agent Andrew Goudelock.

D-League Transactions

Assigned Darius Johnson-Odom (11/10, 11/17, 11/25).
Recalled Darius Johnson-Odom (11/11, 11/18).
Assigned Robert Sacre (11/27, 11/28, 1/5, 3/7, 3/9, 4/3).
Recalled Robert Sacre (11/27, 12/3, 1/7, 3/8, 3/9, 4/4).
Assigned Darius Morris (3/7, 3/9, 4/3).
Recalled Darius Morris (3/8, 3/9, 4/4).

2013-14

6/27/13 Selected Ryan Kelly with the 48th pick in the 2013 NBA Draft.
7/10/13 Re-signed Robert Sacre.
7/11/13 Signed free agent Nick Young.
7/12/13 Signed free agent Chris Kaman.
7/15/13 Signed free agent Wesley Johnson.
7/17/13 Signed free agent Jordan Farmar.
8/14/13 Signed free agent Elias Harris.
9/3/13 Signed free agent Shawne Williams.
9/5/13 Signed free agent Xavier Henry.
9/16/13 Signed free agent Marcus Landry.
9/20/13 Signed Ryan Kelly.
9/25/13 Signed free agents Eric Boateng and Darius Johnson-Odom.
9/27/13 Signed free agent Dan Gadzuric.
10/9/13 Waived Eric Boateng and Dan Gadzuric.
10/16/13 Waived Darius Johnson-Odom.
10/25/13 Waived Marcus Landry.
11/25/13 Signed Kobe Bryant to a contract extension.
11/29/13 Waived Elias Harris.
12/20/13 Signed free agent Kendall Marshall.
1/7/14 Waived Shawne Williams.
1/16/14 Signed Manny Harris to a 10-day contract.
1/26/14 Signed Manny Harris to a 10-day contract.
2/6/14 Signed Shawne Williams to a 10-day contract.
2/19/14 Acquired Kent Bazemore and MarShon Brooks from the Golden State Warriors in exchange for Steve Blake.

2013-14 (CONT.)

D-League Transactions

Assigned Elias Harris (11/14,11/15,11/17,11/21,11/23,11/24).
Recalled Elias Harris (11/15, 11/16, 11/19, 11/21, 11/23).
Assigned Xavier Henry (2/27).
Recalled Xavier Henry (3/2).
Assigned Ryan Kelly (11/14,11/15,11/17,11/21,11/23,11/24,12/5).
Recalled Ryan Kelly (11/15,11/16,11/19,11/21,11/23,12/2,12/7)

2014-15

6/26/14 Selected Julius Randle with the 7th pick in the 2014 NBA Draft and acquired the draft rights to Jordan Clarkson (46th overall selection) from the Washington Wizards in exchange for cash considerations.
7/13/14 Acquired Jeremy Lin, a future first round draft pick, and a conditional 2015 second round draft pick from the Houston Rockets in exchange for the rights to Sergei Lishchuk.
7/17/14 Awarded Carlos Boozer on a partial waiver claim.
7/18/14 Waived Kendall Marshall.
7/21/14 Signed free agents Ryan Kelly and Nick Young.
7/23/14 Signed free agents Ed Davis and Jordan Hill.
7/25/14 Signed free agent Xavier Henry.
7/28/14 Signed free agent Wesley Johnson.
9/22/14 Signed free agent Wayne Ellington.
9/23/14 Signed free agents Keith Appling, Jabari Brown, Roscoe Smith, and Jeremy Tyler.
9/24/14 Signed free agent Ronnie Price.
10/20/14 Waived Keith Appling and Jeremy Tyler.
10/25/14 Waived Jabari Brown and Roscoe Smith.
12/28/14 Waived Xavier Henry.
Awarded Tarik Black on a waiver claim.
3/10/15 Signed Jabari Brown to a 10-day contract.
3/21/15 Signed Jabari Brown to a second 10-day contract.
4/1/15 Signed Jabari Brown to a multi-year contract.
Waived Steve Nash.
4/3/15 Signed Dwight Buycks to a 10-day contract.
4/13/15 Signed Vander Blue for the remainder of the season.

D-League Transactions

Assigned Jordan Clarkson (11/15, 11/22, 12/6, 12/18, 1/3).
Recalled Jordan Clarkson (11/15, 11/22, 12/7, 12/18, 1/3).
Assigned Xavier Henry (11/15, 11/22).
Recalled Xavier Henry (11/15, 11/22).
Assigned Tarik Black (1/3).
Recalled Tarik Black (1/3).
Assigned Ryan Kelly (1/30).
Recalled Ryan Kelly (1/30).

2015-16

6/25/15 Selected D'Angelo Russell with the 2nd pick, Larry Nance Jr. with the 27th pick, and Anthony Brown with the 34th pick in the 2015 NBA Draft.
7/9/15 Signed free agents Lou Williams and Brandon Bass. Acquired Roy Hibbert from the Indiana Pacers in exchange for a future second round pick.
8/13/15 Signed free agent Jonathan Holmes.
8/25/15 Signed free agent Michael Frazier II.
9/9/15 Signed free agent Marcelo Huertas.
9/14/15 Signed free agent Robert Upshaw.
9/24/15 Signed free agent Metta World Peace.
10/20/15 Waived Michael Frazier II and Robert Upshaw.
10/23/15 Waived Jonathan Holmes.
10/26/15 Waived Jabari Brown.

D-League Transactions

Assigned Anthony Brown (11/17,11/18,11/19,11/21,11/26,12/13,12/20).
Recalled Anthony Brown (11/18,11/19,11/21,11/22,11/29,12/13,12/20).
Assigned Tarik Black (12/13, 12/17, 12/18, 1/2, 1/8,1/30).
Recalled Tarik Black (12/13, 12/18, 12/23, 1/2, 1/11, 1/30).
Assigned Ryan Kelly (12/13, 12/17, 12/18, 1/2, 1/8).
Recalled Ryan Kelly (12/13, 12/18, 12/23, 1/2, 1/11).

ALL-TIME TRANSACTIONS

2016-17

- 6/23/16 Selected Brandon Ingram with the 2nd pick and Ivica Zubac with the 32nd pick in the 2016 NBA Draft.
- 7/7/16 Signed free agents Jordan Clarkson and Luol Deng. Acquired Jose Calderon and two second round draft picks from the Chicago Bulls in exchange for the draft rights to Ater Majok.
- 7/8/16 Signed free agent Timofey Mozgov.
- 8/5/16 Signed free agent Marcelo Huertas.
- 8/22/16 Signed free agent Yi Jianlian.
- 8/24/16 Signed free agent Tarik Black.
- 8/29/16 Signed free agent Zach Auguste.
- 9/1/16 Signed free agents Julian Jacobs and Travis Wear.
- 9/21/16 Signed free agent Thomas Robinson.
- 9/23/16 Signed free agent Metta World Peace.

- 10/12/16 Waived Zach Auguste, Julian Jacobs and Travis Wear.
- 10/24/16 Waived Anthony Brown and Yi Jianlian.
- 2/23/17 Acquired Corey Brewer and a 2017 first round draft pick from the Houston Rockets in exchange for Lou Williams.
- 2/27/17 Waived Jose Calderon.
- 2/28/17 Signed David Nwaba to a 10-day contract.
- 3/11/17 Re-signed David Nwaba to a second 10-day contract.
- 3/21/17 Signed David Nwaba to a multi-year deal.

D-League Transactions

- Assigned Ivica Zubac (11/16, 11/22, 12/8, 12/10, 12/28, 12/30, 1/4/, 1/6, 1/13, 1/14, 3/10).
- Recalled Ivica Zubac (11/18, 12/5, 12/9, 12/11, 12/29, 12/30, 1/6, 1/7, 1/13, 1/15, 3/11).
- Assigned David Nwaba (3/4, 3/11, 4/6, 4/8, 4/10).
- Recalled David Nwaba (3/5, 3/11, 4/7, 4/9, 4/11).

2017-18

- 6/22/17 Selected Lonzo Ball with the 2nd pick in the 2017 NBA Draft. Acquired Brook Lopez and Kyle Kuzma (27th overall pick) from the Brooklyn Nets in exchange for D'Angelo Russell and Timofey Mozgov. Acquired Josh Hart (30th overall pick) and Thomas Bryant (42nd overall pick) from the Utah Jazz in exchange for Tony Bradley (28th overall pick).
- 7/13/17 Signed Kentavious Caldwell-Pope. Signed Alex Caruso to a two-way contract.
- 7/26/17 Re-signed Tyler Ennis.
- 8/5/17 Signed Vander Blue.
- 8/9/17 Signed Stephen Zimmerman.
- 8/11/17 Signed V.J. Beachem.
- 8/14/17 Signed Briante Weber.
- 9/19/17 Signed Andrew Bogut.
- 10/9/17 Waived V.J. Beachem and Stephen Zimmerman.
- 10/12/17 Signed Travis Wear.
- 10/14/17 Waived Vander Blue, Travis Wear and Briante Weber.
- 10/18/17 Signed Vander Blue to a two-way contract.
- 1/6/18 Waived Andrew Bogut.
- 1/12/18 Waived Vander Blue.
- 1/15/18 Signed Gary Payton II to a two-way contract.
- 1/19/18 Signed Nigel Hayes to a 10-day contract.
- 2/8/18 Acquired Channing Frye, Isaiah Thomas and a protected first round draft pick from the Cleveland Cavaliers in exchange for Jordan Clarkson and Larry Nance Jr.
- 2/28/18 Waived Corey Brewer.
- 3/2/18 Signed Travis Wear to a 10-day contract.
- 3/9/18 Signed Derrick Williams to a 10-day contract.
- 3/13/18 Re-signed Travis Wear to a second 10-day contract.
- 3/23/18 Signed Travis Wear for the remainder of season.
- 4/9/18 Signed Andre Ingram for remainder of season.

2017-18 (CONT.)

G League Transactions

- Assigned Thomas Bryant (10/25, 10/26, 10/28, 11/1, 11/6, 11/21, 11/22, 12/4, 12/28, 12/30, 1/8, 1/25, 2/5, 2/9, 2/22, 2/24, 3/8, 3/14, 3/17, 3/23, 3/27, 3/29).
- Recalled Bryant (10/25, 10/30, 11/5, 11/14, 11/21, 11/28, 12/16, 12/29, 1/7, 1/20, 1/30, 2/8, 2/12, 2/23, 2/28, 3/12, 3/16, 3/21, 3/25, 3/28, 4/6).
- Assigned Josh Hart (11/14).
- Recalled Josh Hart (11/19).
- Assigned Ivica Zubac (11/14, 12/2, 12/16, 12/28, 12/30, 1/25, 3/23)
- Recalled Ivica Zubac (11/19, 12/3, 12/23, 12/29, 12/30, 2/6, 3/23)
- Assigned Travis Wear (3/29, 4/2, 4/5)
- Recalled Wear (4/1, 4/3, 4/6)

2018-19

- 6/21/18 Selected Moritz Wagner with the 25th pick and Sviatoslav Mykhailiuk with the 47th pick in the 2018 NBA Draft.
- 6/28/18 Waived Tyler Ennis.
- 6/30/18 Waived Thomas Bryant.
- 7/1/18 Signed Malik Newman to a two-way contract.
- 7/6/18 Signed Rajon Rondo. Re-signed Kentavious Caldwell-Pope. Acquired Isaac Bonga from the Philadelphia 76ers exchange for a 2019 second round draft pick and cash considerations.
- 7/9/18 Signed LeBron James.
- 7/10/18 Signed JaVale McGee and Lance Stephenson.
- 7/18/18 Signed Joel Berry II.
- 7/19/18 Signed Jeffrey Carroll. Waived Malik Newman.
- 7/21/18 Signed Johnathan Williams.
- 7/23/18 Signed Michael Beasley.
- 7/24/18 Signed Travis Wear to a two-way contract.
- 10/8/18 Waived Joel Berry II and Jeffrey Carroll.
- 10/12/18 Signed Scott Machado.
- 10/13/18 Waived Scott Machado and Johnathan Williams.
- 10/16/18 Exercised team options on Lonzo Ball, Josh Hart, Brandon Ingram and Kyle Kuzma.
- 10/19/18 Waived Travis Wea. Signed Johnathan Williams to a two-way contract.
- 11/6/18 Signed Tyson Chandler.
- 2/6/19 Acquired Reggie Bullock from the Detroit Pistons in exchange for Sviatoslav Mykhailiuk and a future second round draft pick.
- 2/7/19 Acquired Mike Muscala from the LA Clippers in exchange for Michael Beasley and Ivica Zubac.
- 3/11/19 Signed Andre Ingram to a 10-day contract.
- 3/21/19 Signed Scott Machado to a 10-day contract.
- 3/31/19 Signed Jemerrio Jones.

G League Transactions

- Assigned Isaac Bonga (10/22, 12/19, 12/29, 1/9, 1/20, 1/22, 1/28, 1/30, 2/5, 2/19, 3/1)
- Recalled Isaac Bonga (12/6, 12/27, 12/29, 1/3, 1/19, 1/21, 1/28, 1/30, 1/30, 2/19, 3/1, 3/4)
- Assigned Moritz Wagner (10/26, 10/30, 11/1, 11/11, 11/12, 11/28, 12/29, 1/3, 1/12)
- Recalled Moritz Wagner (10/30, 10/30, 11/3, 11/11, 11/12, 11/28, 12/29, 1/3, 1/12)
- Assigned Sviatoslav Mykhailiuk (11/11, 11/12, 11/29, 12/29, 1/3, 1/12)
- Recalled Sviatoslav Mykhailiuk (11/11, 11/12, 11/28, 12/29, 1/3, 1/12)
- Assigned Rajon Rondo (12/17)
- Recalled Rajon Rondo (12/18)
- Assigned Brandon Ingram (12/18)
- Recalled Brandon Ingram (12/18)

2019-20

- 6/21/19 Acquired the rights to Talen Horton-Tucker from the Orlando Magic in exchange for a 2020 second round draft pick and cash considerations.
- 7/1/19 Signed Zach Norvell Jr. to a two-way contract
- 7/6/19 Signed Quinn Cook, DeMarcus Cousins and Danny Green. Re-signed Kentavious Caldwell-Pope. Acquired Anthony Davis from the New Orleans Pelicans in exchange for Lonzo Ball, Josh Hart, Brandon Ingram, the draft rights to De'Andre Hunter, two first round draft picks, a first round pick swap and cash considerations, while sending Isaac Bonga, Jemerrio Jones, Moritz Wagner and a future second round draft pick to the Washington Wizards.
- 7/7/19 Signed Troy Daniels and Jared Dudley. Re-signed Alex Caruso.
- 7/8/19 Signed Avery Bradley. Re-signed Rajon Rondo.
- 7/9/19 Signed Devontae Cacok and Aric Holman.
- 7/13/19 Signed Talen Horton-Tucker.
- 7/20/19 Signed Jordan Caroline.
- 7/22/19 Claimed two-way player Kostas Antetokounmpo off waivers.
- 8/13/19 Signed Demetrius Jackson.
- 8/26/19 Signed Dwight Howard. Waived Aric Holman.
- 10/4/19 Signed David Stockton. Waived Jordan Caroline.
- 10/15/19 Signed Reggie Hearn. Waived David Stockton.
- 10/17/19 Signed Marcus Allen. Waived Reggie Hearn. Exercised team option for 2020-21 season on Kyle Kuzma.
- 10/19/19 Waived Marcus Allen.
- 10/21/19 Waived Devontae Cacok and Demetrius Jackson.
- 12/11/19 Waived Zach Norvell Jr. Signed Devontae Cacok to a two-way contract.
- 2/23/20 Waived DeMarcus Cousins. Signed Markieff Morris.
- 3/1/20 Waived Troy Daniels.
- 3/6/20 Signed Dion Waiters.
- 7/1/20 Signed JR Smith.

G League Transactions

- Assigned Talen Horton-Tucker (10/29, 10/30, 11/9, 11/11, 12/13, 12/26, 1/7, 2/18, 3/5).
- Recalled Talen Horton-Tucker (10/29, 11/8, 11/9, 12/7, 12/21, 1/6, 2/13, 3/4, 3/16).
- Assigned Kyle Kuzma (10/30).
- Recalled Kyle Kuzma (10/30)

MANAGEMENT HISTORY

1948-54

President: Ben Berger
 Vice President: Morris Chalfen
 General Manager: Max Winter
 Head Coach: John Kundla

1954-55

President: Ben Berger
 Vice President: Morris Chalfen
 General Manager: George Mikan
 Head Coach: John Kundla

1955-56

President: Ben Berger
 Executive VP & GM: George Mikan
 Vice President: Morris Chalfen
 Head Coach: John Kundla
 Assistant Coach: Dave MacMillan

1956-57

President: Ben Berger
 Vice President: Morris Chalfen
 General Manager: George Mikan
 Head Coach: John Kundla
 Assistant Coach: Dave MacMillan

1957-58

President: Robert Short
 Vice Presidents: David Babcock
 Odd Moe
 John Scheefe
 General Manager: John Kundla
 Head Coach: George Mikan
 John Kundla

1958-59

President: Robert Short
 Vice Presidents: David Babcock
 Odd Moe
 John Scheefe
 Head Coach: John Kundla

1959-60

President: Robert Short
 Vice Presidents: David Babcock
 Odd Moe
 John Scheefe
 Head Coach: John Castellani
 Jim Pollard

1960-65

President: Robert Short
 General Manager: Louis Mohs
 Head Coach: Fred Schaus

1965-66

President: Jack Kent Cooke
 General Manager: Louis Mohs
 Head Coach: Fred Schaus

1966-67

President: Jack Kent Cooke
 VP & General Manager: Louis Mohs
 Head Coach: Fred Schaus

1967-69

President: Jack Kent Cooke
 General Manager: Fred Schaus
 Head Coach: Bill van Breda Kolff

1969-70

President: Jack Kent Cooke
 General Manager: Fred Schaus
 Head Coach: Joseph A. Mullaney

1970-71

Chairman / President: Jack Kent Cooke
 VP & General Manager: Fred Schaus
 Head Coach: Joseph A. Mullaney

1971-72

Chairman / President: Jack Kent Cooke
 VP & General Manager: Fred Schaus
 Head Coach: Bill Sharman
 Dir. of Player Personnel/: K.C. Jones
 Assistant Coach

1972-75

Chairman / President: Jack Kent Cooke
 General Manager: Pete Newell
 Assistant GM: Chick Hearn
 Head Coach: Bill Sharman
 Assistant Coach: John Barnhill

1975-76

Chairman / President: Jack Kent Cooke
 General Manager: Pete Newell
 Assistant GM: Chick Hearn
 Head Coach: Bill Sharman
 Assistant Coach: Larry Creger

1976-79

Chairman / President: Jack Kent Cooke
 General Manager: Bill Sharman
 Assistant GM: Chick Hearn
 Head Coach: Jerry West
 Assistant Coaches: Stan Albeck
 Jack McCloskey

1979-80

Chairman of the Board: Dr. Jerry Buss
 General Manager: Bill Sharman
 Special Consultant: Jerry West
 Assistant GM: Chick Hearn
 Head Coach: Jack McKinney
 Paul Westhead
 Assistant Coaches: Paul Westhead
 Pat Riley

1980-81

Owner: Dr. Jerry Buss
 General Manager: Bill Sharman
 Special Consultant: Jerry West
 Assistant GM: Chick Hearn
 Head Coach: Paul Westhead
 Assistant Coaches: Pat Riley
 Mike Thibault

1981-82

Owner: Dr. Jerry Buss
 General Manager: Bill Sharman
 Special Consultant: Jerry West
 Assistant GM: Chick Hearn
 Head Coach: Paul Westhead
 Pat Riley
 Assistant Coaches: Pat Riley
 Mike Thibault
 Bill Bertka

1982-85

Owner: Dr. Jerry Buss
 President: Bill Sharman
 General Manager: Jerry West
 Assistant GM: Chick Hearn
 Head Coach: Pat Riley
 Assistant Coaches: Bill Bertka
 Dave Wohl

1985-86

Owner: Dr. Jerry Buss
 President: Bill Sharman
 General Manager: Jerry West
 Assistant GM: Chick Hearn
 Head Coach: Pat Riley
 Assistant Coaches: Bill Bertka
 Randy Pfund

1986-87

Owner: Dr. Jerry Buss
 President: Bill Sharman
 General Manager: Jerry West
 Assistant GM: Chick Hearn
 Head Coach: Mitch Kupchak
 Assistant Coaches: Pat Riley
 Bill Bertka
 Randy Pfund

1987-88

Owner: Dr. Jerry Buss
 President: Bill Sharman
 General Manager: Jerry West
 Assistant GM: Mitch Kupchak
 Head Coach: Pat Riley
 Assistant Coaches: Bill Bertka
 Randy Pfund

1988-89

Owner: Dr. Jerry Buss
 General Manager: Jerry West
 Assistant GM: Mitch Kupchak
 Head Coach: Pat Riley
 Assistant Coaches: Bill Bertka
 Randy Pfund

1989-90

Owner: Dr. Jerry Buss
 General Manager: Jerry West
 Assistant GM: Mitch Kupchak
 Head Coach: Pat Riley
 Assistant Coaches: Bill Bertka
 Jim Eyer
 Randy Pfund

1990-1992

Owner: Dr. Jerry Buss
 General Manager: Jerry West
 Assistant GM: Mitch Kupchak
 Head Coach: Mike Dunleavy
 Assistant Coaches: Bill Bertka
 Jim Eyer
 Randy Pfund

1992-93

Owner / Governor: Dr. Jerry Buss
 General Manager: Jerry West
 Assistant GM: Mitch Kupchak
 Head Coach: Randy Pfund
 Assistant Coaches: Bill Bertka
 Larry Drew
 Chet Kammerer

1993-94

Owner / Governor: Dr. Jerry Buss
 General Manager: Jerry West
 Assistant GM: Mitch Kupchak
 Head Coach: Randy Pfund
 Bill Bertka
 Earvin Johnson
 Assistant Coaches: Bill Bertka
 Larry Drew
 Chet Kammerer
 Michael Cooper

1994-96

Owner / Governor: Dr. Jerry Buss
 Exec. VP / Basketball Ops: Jerry West
 General Manager: Mitch Kupchak
 Head Coach: Del Harris
 Assistant Coaches: Bill Bertka
 Michael Cooper
 Larry Drew
 Kurt Rambis
 Special Asst. Coach: Kurt Rambis

1996-98

Owner / Governor: Dr. Jerry Buss
 Exec. VP / Basketball Ops: Jerry West
 General Manager: Mitch Kupchak
 Head Coach: Del Harris
 Assistant Coaches: Bill Bertka
 Larry Drew
 Kurt Rambis

1998-99

Owner / Governor: Dr. Jerry Buss
 Exec. VP / Basketball Ops: Jerry West
 General Manager: Mitch Kupchak
 Assistant GM: Jim Buss
 Head Coach: Del Harris
 Bill Bertka
 Kurt Rambis
 Assistant Coaches: Bill Bertka
 Larry Drew
 Kurt Rambis
 Dave Wohl

1999-2000

Owner / Governor: Dr. Jerry Buss
 Exec. VP / Basketball Ops: Jerry West
 General Manager: Mitch Kupchak
 Assistant GM: Jim Buss
 Head Coach: Phil Jackson
 Assistant Coaches: Bill Bertka
 Jim Clemons
 Frank Hamblen
 Tex Winter

2000-01

Owner / Governor: Dr. Jerry Buss
 General Manager: Mitch Kupchak
 Assistant GM: Jim Buss
 Head Coach: Kurt Rambis
 Phil Jackson
 Assistant Coaches: Bill Bertka
 Jim Clemons
 Frank Hamblen
 Tex Winter

2001-04

Owner / Governor: Dr. Jerry Buss
 General Manager: Mitch Kupchak
 Assistant GM: Jim Buss
 Head Coach: Ronnie Lester
 Phil Jackson
 Assistant Coaches: Jim Clemons
 Frank Hamblen
 Kurt Rambis
 Tex Winter

2004-05

Owner / President / Governor / Director: Dr. Jerry Buss
 General Manager: Mitch Kupchak
 Assistant GM: Jim Buss
 Head Coach: Rudy Tomjanovich
 Assistant Coaches: Frank Hamblen
 Chris Bodaken
 Frank Hamblen
 Melvin Hunt
 Larry Smith
 Mike Wells
 Kurt Rambis
 Brian Shaw

2005-06

Owner / President / Governor / Director: Dr. Jerry Buss
 General Manager: Mitch Kupchak
 VP / Player Personnel: Jim Buss
 Assistant GM: Ronnie Lester
 Head Coach: Phil Jackson
 Assistant Coaches: Frank Hamblen
 Kurt Rambis
 Brian Shaw
 Special Asst. Coaches: K. Abdul-Jabbar
 Craig Hodges

2006-09

Owner / President / Governor / Director: Dr. Jerry Buss
 General Manager: Mitch Kupchak
 VP / Player Personnel: Jim Buss
 Assistant GM: Ronnie Lester
 Head Coach: Phil Jackson
 Assistant Coaches: Jim Clemons
 Frank Hamblen
 Kurt Rambis
 Brian Shaw
 Special Asst. Coaches: K. Abdul-Jabbar
 Craig Hodges

2009-10

Owner / President / Governor / Director: Dr. Jerry Buss
 General Manager: Mitch Kupchak
 EVP / Player Personnel: Jim Buss
 Assistant GM: Ronnie Lester
 Head Coach: Phil Jackson
 Assistant Coaches: Jim Clemons
 Frank Hamblen
 Brian Shaw
 Special Asst. Coaches: K. Abdul-Jabbar
 Craig Hodges

2010-11

Owner / President / Governor / Director: Dr. Jerry Buss
 General Manager: Mitch Kupchak
 EVP / Player Personnel: Jim Buss
 Assistant GM: Ronnie Lester
 Head Coach: Phil Jackson
 Assistant Coaches: Jim Clemons
 Frank Hamblen
 Chuck Person
 Brian Shaw
 Special Asst. Coaches: K. Abdul-Jabbar
 Craig Hodges

2011-12

Owner / President / Governor / Director: Dr. Jerry Buss
 General Manager: Mitch Kupchak
 EVP / Player Personnel: Jim Buss
 Head Coach: Mike Brown
 Assistant Coaches: Darwin Ham
 John Kuester
 Chuck Person
 Quin Snyder
 Coaching Consultant: Ettore Messina

2012-13

Owner / President / Governor / Director: Dr. Jerry Buss
 General Manager: Mitch Kupchak
 EVP / Player Personnel: Jim Buss
 Assistant GM: Glenn Carraro
 Head Coach: Mike Brown
 Assistant Coaches: Mike D'Antoni
 Bernie Bickerstaff
 Steve Clifford
 Dan D'Antoni
 Darwin Ham
 Eddie Jordan
 Chuck Person

2013-14

President / Governor: Jeanie Buss
 EVP / Basketball Ops: Jim Buss
 General Manager: Mitch Kupchak
 Assistant GM: Glenn Carraro
 Head Coach: Mike D'Antoni
 Assistant Coaches: Dan D'Antoni
 Johnny Davis
 Kurt Rambis

MANAGEMENT HISTORY

2014-16

President / Governor: Jeanie Buss
EVP / Basketball Ops: Jim Buss
General Manager: Mitch Kupchak
Assistant GM: Glenn Carraro
Head Coach: Byron Scott
Assistant Coaches: Paul Pressey
Jim Eyer
Mark Madsen

2016-17

President / Governor: Jeanie Buss
EVP / Basketball Ops: Jim Buss
General Manager: Mitch Kupchak
Assistant GM: Glenn Carraro
Head Coach: Luke Walton
Associate Head Coach: Brian Shaw
Assistant Coaches: Jesse Mermuys
Mark Madsen
Brian Keefe

2017-18

CEO & Controlling Owner: Jeanie Buss
President, Basketball Ops: Earvin Johnson
General Manager: Rob Pelinka
Head Coach: Luke Walton
Associate Head Coach: Brian Shaw
Assistant Coaches: Jesse Mermuys
Brian Keefe
Mark Madsen
Jud Buechler
Miles Simon

2018-19

CEO & Controlling Owner: Jeanie Buss
President, Basketball Ops: Earvin Johnson
General Manager: Rob Pelinka
Head Coach: Luke Walton
Associate Head Coach: Brian Shaw
Assistant Coaches: Jesse Mermuys
Brian Keefe
Mark Madsen
Miles Simon

2019-20

CEO & Controlling Owner: Jeanie Buss
VP, Basketball Ops & GM: Rob Pelinka
Head Coach: Frank Vogel
Assistant Coaches: Jason Kidd
Lionel Hollins
Phil Handy
Miles Simon
Mike Penberthy
Quinton Crawford

ALL-TIME ROSTER WITH STATISTICS**KAREEM ABDUL-JABBAR - 7-2, 267 - UCLA****APRIL 16, 1947**REGULAR SEASON

	G	MIN	FG	FGA	PCT	3P	3A	PCT	FT	FTA	PCT	OFF	DEF	TOT	AST	PF	DQ	STL	TO	BLK	PTS	AVG	HI
1975-76	82	3379	914	1728	.529	-	-	-	447	636	.703	272	1111	1383	413	292	6	119	-	338	2275	27.7	48
1976-77	82	3016	888	1533	.579	-	-	-	376	536	.701	266	824	1090	319	262	4	101	-	261	2152	26.2	40
1977-78	62	2265	663	1205	.550	-	-	-	274	350	.783	186	615	801	269	182	1	103	208	185	1600	25.8	43
1978-79	80	3157	777	1347	.577	-	-	-	349	474	.736	207	818	1025	431	230	3	76	282	316	1903	23.8	40
1979-80	82	3143	835	1383	.604	0	1	.000	364	476	.745	190	696	886	371	216	2	81	297	280	2034	24.8	42
1980-81	80	2976	836	1457	.574	0	1	.000	423	552	.766	197	624	821	272	244	4	59	249	228	2095	26.2	42
1981-82	76	2677	753	1301	.579	0	3	.000	312	442	.706	172	487	659	225	224	0	63	230	207	1818	23.9	41
1982-83	79	2554	722	1228	.588	0	2	.000	278	371	.749	167	425	592	200	220	1	61	200	170	1722	21.8	38
1983-84	80	2622	716	1238	.578	0	1	.000	285	394	.723	169	418	587	211	211	1	55	221	143	1717	21.5	35
1984-85	79	2630	723	1207	.599	0	1	.000	289	395	.732	162	460	622	249	238	3	63	197	162	1735	22.0	40
1985-86	79	2629	755	1338	.564	0	2	.000	336	439	.765	133	345	478	280	248	2	67	203	130	1846	23.4	46
1986-87	78	2441	560	993	.564	1	3	.333	245	343	.714	152	371	523	203	245	2	49	186	97	1366	17.5	30
1987-88	80	2308	480	903	.532	0	1	.000	205	269	.762	118	360	478	135	216	1	48	159	92	1165	14.6	27
1988-89	74	1695	313	659	.475	0	3	.000	122	165	.739	103	231	334	74	196	1	38	95	85	748	10.1	21
TOT	1093	37492	9935	17520	.567	1	18	.056	4305	5842	.737	2494	7785	10279	3652	3224	31	983	2527	2694	24176	22.1	-

PLAYOFFS

	G	MIN	FG	FGA	PCT	3P	3A	PCT	FT	FTA	PCT	OFF	DEF	TOT	AST	PF	DQ	STL	TO	BLK	PTS	AVG	HI
1976-77	11	467	147	242	.607	-	-	-	87	120	.725	-	-	195	45	-	-	-	-	-	381	34.6	-
1977-78	3	134	38	73	.521	-	-	-	5	9	.556	-	-	41	11	-	-	2	-	12	81	27.0	-
1978-79	8	367	88	152	.579	-	-	-	52	62	.839	-	-	101	38	-	-	8	0	33	228	28.5	-
1979-80	15	618	198	346	.572	0	0	.000	83	105	.790	51	130	181	46	-	-	17	55	58	479	31.9	-
1980-81	3	134	30	65	.462	0	0	.000	20	28	.714	13	37	50	12	-	-	3	11	8	80	26.7	-
1981-82	14	493	115	221	.520	0	0	.000	55	87	.632	33	86	119	51	-	-	14	41	45	285	20.4	-
1982-83	15	588	163	287	.568	1	0	.000	80	106	.755	25	90	115	42	-	-	17	50	55	404	27.1	-
1983-84	21	767	206	371	.555	0	0	.000	90	120	.750	56	117	173	79	-	-	23	45	45	502	23.9	-
1984-85	19	610	168	300	.560	0	0	.000	80	103	.777	50	104	154	76	-	-	23	52	36	416	21.9	-
1985-86	14	489	157	282	.557	0	0	.000	48	61	.787	26	57	83	49	-	-	15	42	24	362	25.9	-
1986-87	18	559	124	234	.530	0	1	.000	97	122	.795	39	84	123	36	-	-	8	40	35	345	19.2	-
1987-88	24	718	141	304	.464	0	2	.000	56	71	.789	49	82	131	36	-	-	15	46	37	338	14.1	-
1988-89	15	351	68	147	.463	0	0	.000	31	43	.721	13	46	59	19	-	-	5	22	11	167	11.1	-
TOT	180	6295	1643	3024	.543	0	4	.000	784	1037	.756	355	833	1525	540	-	-	150	404	399	4070	22.6	-

TOM ABERNETHY - 6-7, 220 - INDIANA**MAY 6, 1954**REGULAR SEASON

	G	MIN	FG	FGA	PCT	3P	3A	PCT	FT	FTA	PCT	OFF	DEF	TOT	AST	PF	DQ	STL	TO	BLK	PTS	AVG	HI
1976-77	70	1378	169	349	.484	-	-	-	101	134	.754	113	178	291	198	118	1	49	-	10	439	6.3	19
1977-78	73	1317	201	404	.498	-	-	-	91	111	.820	105	160	265	101	122	1	95	50	22	493	6.8	24
TOT	143	2695	370	753	.491	-	-	-	192	245	.784	218	338	556	199	240	2	104	50	32	932	6.5	-

PLAYOFFS

	G	MIN	FG	FGA	PCT	3P	3A	PCT	FT	FTA	PCT	OFF	DEF	TOT	AST	PF	DQ	STL	TO	BLK	PTS	AVG	HI
1976-77	11	214	21	50	.420	-	-	-	22	27	.815	-	-	40	22	-	-	-	-	-	64	5.8	-
1977-78	2	12	1	4	.250	-	-	-	2	2	1.000	-	-	2	1	-	-	-	-	-	4	2.0	-
TOT	13	226	22	54	.407	-	-	-	24	29	.828	-	-	42	23	-	-	-	-	-	68	5.2	-

GARY ALCORN - 6-9, 225 - FRESNO STATE**OCTOBER 8, 1936**REGULAR SEASON

	G	MIN	FG	FGA	PCT	3P	3A	PCT	FT	FTA	PCT	OFF	DEF	TOT	AST	PF	DQ	STL	TO	BLK	PTS	AVG	HI
1960-61	20	174	12	40	.300	-	-	-	7	8	.875	-	-	50	2	47	1	-	-	-	31	1.6	-

LUCIUS ALLEN - 6-2, 175 - UCLA**SEPTEMBER 26, 1947**REGULAR SEASON

	G	MIN	FG	FGA	PCT	3P	3A	PCT	FT	FTA	PCT	OFF	DEF	TOT	AST	PF	DQ	STL	TO	BLK	PTS	AVG	HI
1974-75	56	2011	443	1008	.440	-	-	-	207	269	.770	81	166	247	319	194	4	122	-	28	1093	19.5	39
1975-76	76	2388	461	1004	.459	-	-	-	197	254	.776	64	150	214	357	241	2	101	-	20	1119	14.7	28
1976-77	78	2482	472	1035	.456	-	-	-	195	252	.774	58	193	251	405	183	0	116	-	19	1139	14.6	30
TOT	210	6881	1376	3045	.452	-	-	-	599	775	.773	203	509	712	1081	618	6	339	-	67	3351	15.9	-

PLAYOFFS

	G	MIN	FG	FGA	PCT	3P	3A	PCT	FT	FTA	PCT	OFF	DEF	TOT	AST	PF	DQ	STL	TO	BLK	PTS	AVG	HI
1976-77	7	186	32	82	.390	-	-	-	13	19	.684	-	-	32	24	-	-	-	-	-	77	11.0	-

CLIFFORD ANDERSON - 6-5, 200 - SAINT JOSEPH**SEPTEMBER 7, 1944**REGULAR SEASON

	G	MIN	FG	FGA	PCT	3P	3A	PCT	FT	FTA	PCT	OFF	DEF	TOT	AST	PF	DQ	STL	TO	BLK	PTS	AVG	HI
1967-68	18	94	7	29	.241	-	-	-	12	28	.429	-	-	11	17	18	1	-	-	-	26	1.4	-
1968-69	35	289	44	108	.407	-	-	-	47	82	.573	-	-	44	31	58	0	-	-	-	135	3.9	-
TOT	53	383	51	137	.372	-	-	-	59	110	.536	-	-	55	48	76	1	-	-	-	161	3.0	-

PLAYOFFS

	G	MIN	FG	FGA	PCT	3P	3A	PCT	FT	FTA	PCT	OFF	DEF	TOT	AST	PF	DQ	STL	TO	BLK	PTS	AVG	HI
1968-69	3	10	2	5	.400	-	-	-	0	0	.000	-	-	1	0	-	-	-	-	-	4	1.3	-

KOSTAS ANTEKOUNMPO - 6-10, 200 - DAYTON**NOVEMBER 20, 1997**REGULAR SEASON

	G	MIN	FG	FGA	PCT	3P	3A	PCT	FT	FTA	PCT	OFF	DEF	TOT	AST	PF	DQ	STL	TO	BLK	PTS	AVG	HI
2019-20	5	20	3	3	1.000	0	0	---	1	2	.500	2	1	3	2	2	0	0	1	0	7	1.4	7

ALL-TIME ROSTER WITH STATISTICS

TREVOR ARIZA - 6-8, 210 - UCLA

AUGUST 30, 1985

REGULAR SEASON

G	MIN	FG	FGA	PCT	3P	3A	PCT	FT	FTA	PCT	OFF	DEF	TOT	AST	PF	DQ	STL	TO	BLK	PTS	AVG	HI	
2007-08	24	431	55	105	.524	5	15	.333	41	60	.683	25	59	84	36	36	0	26	18	8	156	6.5	15
2008-09	82	1999	274	596	.460	61	191	.319	120	169	.710	111	241	352	145	166	1	137	87	24	729	8.9	26
TOT	106	2430	329	701	.469	66	206	.320	161	229	.703	136	300	436	181	202	1	163	105	32	885	8.3	-

PLAYOFFS

G	MIN	FG	FGA	PCT	3P	3A	PCT	FT	FTA	PCT	OFF	DEF	TOT	AST	PF	DQ	STL	TO	BLK	PTS	AVG	HI	
2007-08	8	45	7	12	.583	1	4	.250	2	4	5.00	3	8	11	1	0	0	1	1	1	17	2.1	6
2008-09	23	722	92	185	.497	40	84	.476	36	64	.563	22	75	97	54	73	0	36	38	10	260	11.3	21
TOT	31	767	99	197	.503	41	88	.466	38	68	.559	25	83	108	55	73	0	37	39	11	277	8.9	-

CHUCKY ATKINS - 5-11, 160 - SOUTH FLORIDA

AUGUST 14, 1974

REGULAR SEASON

G	MIN	FG	FGA	PCT	3P	3A	PCT	FT	FTA	PCT	OFF	DEF	TOT	AST	PF	DQ	STL	TO	BLK	PTS	AVG	HI	
2004-05	82	2903	388	910	.426	176	455	.387	163	203	.803	31	166	197	358	181	0	73	151	2	1115	13.6	30

LONZO BALL - 6-6, 190 - UCLA

OCTOBER 27, 1997

REGULAR SEASON

G	MIN	FG	FGA	PCT	3P	3A	PCT	FT	FTA	PCT	OFF	DEF	TOT	AST	PF	DQ	STL	TO	BLK	PTS	AVG	HI	
2017-18	52	1780	203	564	.360	90	295	.305	32	71	.451	69	291	360	376	117	0	88	136	43	528	10.2	29
2018-19	47	1423	185	456	.406	75	228	.329	20	48	.417	54	197	251	255	114	2	69	103	19	465	9.9	23
TOT	99	3203	388	1020	.380	165	523	.315	52	119	.437	123	488	611	631	231	2	157	239	62	993	10.0	-

JIM BARNES - 6-8, 240 - UTEP

APRIL 14, 1941

REGULAR SEASON

G	MIN	FG	FGA	PCT	3P	3A	PCT	FT	FTA	PCT	OFF	DEF	TOT	AST	PF	DQ	STL	TO	BLK	PTS	AVG	HI	
1966-67	80	1398	217	497	.437	-	-	128	187	.684	-	-	450	47	266	5	-	-	-	-	562	7.0	-
1967-68	42	713	101	235	.430	-	-	59	88	.670	-	-	211	27	134	4	-	-	-	-	261	6.2	-
TOT	122	2111	318	732	.434	-	-	187	275	.680	-	-	661	74	400	9	-	-	-	-	823	6.7	-

PLAYOFFS

G	MIN	FG	FGA	PCT	3P	3A	PCT	FT	FTA	PCT	OFF	DEF	TOT	AST	PF	DQ	STL	TO	BLK	PTS	AVG	HI	
1966-67	3	50	7	19	.368	-	-	5	5	1.000	-	-	12	2	-	-	-	-	-	-	19	6.3	-

MATT BARNES - 6-7, 225 - UCLA

MARCH 9, 1980

REGULAR SEASON

G	MIN	FG	FGA	PCT	3P	3A	PCT	FT	FTA	PCT	OFF	DEF	TOT	AST	PF	DQ	STL	TO	BLK	PTS	AVG	HI	
2010-11	53	1020	131	279	.470	34	107	.318	60	77	.779	73	155	228	71	127	0	39	58	22	356	6.7	24
2011-12	63	1440	175	387	.452	46	138	.333	95	128	.742	97	247	344	126	152	2	35	73	48	491	7.8	24
TOT	116	2460	306	666	.459	80	245	.327	155	205	.756	170	402	572	197	279	2	74	131	70	847	7.3	-

PLAYOFFS

G	MIN	FG	FGA	PCT	3P	3A	PCT	FT	FTA	PCT	OFF	DEF	TOT	AST	PF	DQ	STL	TO	BLK	PTS	AVG	HI	
2010-11	10	131	15	38	.395	2	12	.167	4	7	.571	11	17	28	5	23	0	7	6	2	36	3.6	-
2011-12	11	185	16	59	.271	5	31	.161	2	4	.500	9	27	36	16	29	0	10	15	5	39	3.5	-
TOT	21	316	31	97	.320	7	43	.163	6	11	.545	20	44	64	21	52	0	17	21	7	75	3.6	-

DICK BARNETT - 6-4, 190 - TENNESSE STATE

OCTOBER 2, 1936

REGULAR SEASON

G	MIN	FG	FGA	PCT	3P	3A	PCT	FT	FTA	PCT	OFF	DEF	TOT	AST	PF	DQ	STL	TO	BLK	PTS	AVG	HI	
1962-63	80	2544	547	1162	.471	-	-	343	421	.815	-	-	242	224	189	3	-	-	-	-	1437	18.0	-
1963-64	78	2620	541	1197	.452	-	-	351	454	.773	-	-	250	238	233	3	-	-	-	-	1433	18.4	-
1964-65	74	2026	375	908	.413	-	-	270	338	.799	-	-	200	159	209	1	-	-	-	-	1020	13.8	-
TOT	232	7190	1463	3267	.448	-	-	964	1213	.795	-	-	692	621	631	7	-	-	-	-	3890	16.8	-

PLAYOFFS

G	MIN	FG	FGA	PCT	3P	3A	PCT	FT	FTA	PCT	OFF	DEF	TOT	AST	PF	DQ	STL	TO	BLK	PTS	AVG	HI	
1962-63	13	370	71	151	.470	-	-	77	97	.794	-	-	38	21	-	-	-	-	-	-	219	16.8	-
1963-64	5	154	21	52	.404	-	-	27	32	.844	-	-	8	17	-	-	-	-	-	-	69	13.8	-
1964-65	10	287	72	150	.480	-	-	31	39	.795	-	-	30	33	-	-	-	-	-	-	175	17.5	-
TOT	28	811	164	353	.465	-	-	135	168	.804	-	-	76	71	-	-	-	-	-	-	463	16.5	-

JON BARRY - 6-5, 210 - GEORGIA TECH

JULY 25, 1969

REGULAR SEASON

G	MIN	FG	FGA	PCT	3P	3A	PCT	FT	FTA	PCT	OFF	DEF	TOT	AST	PF	DQ	STL	TO	BLK	PTS	AVG	HI	
1997-98	49	374	38	104	.365	18	61	.295	27	29	.931	8	29	37	51	33	0	24	22	3	121	2.5	13

PLAYOFFS

G	MIN	FG	FGA	PCT	3P	3A	PCT	FT	FTA	PCT	OFF	DEF	TOT	AST	PF	DQ	STL	TO	BLK	PTS	AVG	HI	
1997-98	7	18	0	8	.000	0	5	.000	0	0	.000	0	2	2	0	-	-	1	0	0	0	0.0	-

BILLY RAY BATES - 6-4, 210 - KENTUCKY STATE

MAY 31, 1956

REGULAR SEASON

G	MIN	FG	FGA	PCT	3P	3A	PCT	FT	FTA	PCT	OFF	DEF	TOT	AST	PF	DQ	STL	TO	BLK	PTS	AVG	HI	
1982-83	4	27	2	16	.125	0	2	.000	1	2	.500	1	0	1	0	1	0	1	0	0	5	1.3	3

BRANDON BASS - 6-8, 250 - LSU

APRIL 30, 1985

REGULAR SEASON

G	MIN	FG	FGA	PCT	3P	3A	PCT	FT	FTA	PCT	OFF	DEF	TOT	AST	PF	DQ	STL	TO	BLK	PTS	AVG	HI	
2015-16	66	1342	174	317	.549	0	2	.000	125	148	.845	104	181	285	74	125	1	33	42	55	473	7.2	18

ALL-TIME ROSTER WITH STATISTICS

ELGIN BAYLOR - 6-5, 225 - SEATTLE

SEPTEMBER 16, 1934

REGULAR SEASON

G	MIN	FG	FGA	PCT	3P	3A	PCT	FT	FTA	PCT	OFF	DEF	TOT	AST	PF	DQ	STL	TO	BLK	PTS	AVG	HI
1958-59	70	2855	605	1482	.408	-	-	-	532	685	.777	-	-	1050	287	270	4	-	-	1742	24.9	-
1959-60	70	2873	755	1781	.424	-	-	-	564	770	.732	-	-	1150	243	234	2	-	-	2074	29.6	-
1960-61	73	3133	931	2166	.430	-	-	-	676	863	.783	-	-	1447	371	279	3	-	-	2538	34.8	-
1961-62	48	2129	680	1588	.428	-	-	-	476	631	.754	-	-	892	222	155	1	-	-	1836	38.3	-
1962-63	80	3370	1029	2273	.453	-	-	-	661	790	.837	-	-	1146	386	226	1	-	-	2719	34.0	-
1963-64	78	3164	756	1778	.425	-	-	-	471	586	.804	-	-	936	347	235	1	-	-	1983	25.4	-
1964-65	74	3056	763	1903	.401	-	-	-	483	610	.792	-	-	950	280	235	0	-	-	2009	27.1	-
1965-66	65	1975	415	1034	.401	-	-	-	249	337	.739	-	-	621	224	157	0	-	-	1079	16.6	-
1966-67	70	2706	711	1658	.429	-	-	-	440	541	.813	-	-	898	215	211	1	-	-	1862	26.6	-
1967-68	77	3029	757	1709	.443	-	-	-	488	621	.786	-	-	941	355	232	0	-	-	2002	26.0	-
1968-69	76	3064	730	1632	.447	-	-	-	421	567	.743	-	-	805	408	204	0	-	-	1881	24.8	-
1969-70	54	2213	511	1051	.486	-	-	-	276	357	.773	-	-	559	292	132	1	-	-	1298	24.0	-
1970-71	2	57	8	19	.421	-	-	-	4	6	.667	-	-	11	2	6	0	-	-	20	10.0	-
1971-72	9	239	42	97	.433	-	-	-	22	27	.815	-	-	37	18	20	0	-	-	106	11.8	-
TOT	846	33863	8693	20171	.431	-	-	-	5763	7391	.780	-	-	11463	3650	2596	14	-	-	23149	27.4	-

PLAYOFFS

G	MIN	FG	FGA	PCT	3P	3A	PCT	FT	FTA	PCT	OFF	DEF	TOT	AST	PF	DQ	STL	TO	BLK	PTS	AVG	HI
1958-59	13	556	122	303	.403	-	-	-	87	113	.770	-	-	156	43	-	0	0	0	331	25.5	-
1959-60	9	408	111	234	.474	-	-	-	79	94	.840	-	-	128	31	-	0	0	0	301	33.4	-
1960-61	12	540	170	352	.483	-	-	-	117	142	.824	-	-	183	55	-	0	0	0	457	38.1	-
1961-62	13	571	186	425	.438	-	-	-	130	168	.774	-	-	230	47	-	0	0	0	502	38.6	-
1962-63	13	562	160	362	.442	-	-	-	104	126	.825	-	-	177	58	-	0	0	0	424	32.6	-
1963-64	5	221	45	119	.378	-	-	-	31	40	.775	-	-	58	28	-	0	0	0	121	24.2	-
1964-65	1	5	0	2	.000	-	-	-	0	0	-	-	-	0	1	-	0	0	0	0	0.0	-
1965-66	14	586	145	328	.442	-	-	-	85	105	.810	-	-	197	52	-	0	0	0	375	26.8	-
1966-67	3	121	28	76	.368	-	-	-	15	20	.750	-	-	39	9	-	0	0	0	71	23.7	-
1967-68	15	633	176	376	.468	-	-	-	76	112	.679	-	-	218	60	-	0	0	0	428	28.5	-
1968-69	18	640	107	278	.385	-	-	-	63	100	.630	-	-	166	74	-	0	0	0	277	15.4	-
1969-70	18	667	138	296	.466	-	-	-	60	81	.741	-	-	173	83	-	0	0	0	336	18.7	-
TOT	134	5510	1388	3151	.440	-	-	-	847	1101	.769	-	-	1725	541	-	0	0	0	3623	27.0	-

KENT BAZEMORE - 6-5, 201 - OLD DOMINION

JULY 1, 1989

REGULAR SEASON

G	MIN	FG	FGA	PCT	3P	3A	PCT	FT	FTA	PCT	OFF	DEF	TOT	AST	PF	DQ	STL	TO	BLK	PTS	AVG	HI	
2013-14	23	643	111	264	.451	33	89	.371	47	73	.644	5	72	77	71	60	0	31	51	7	302	13.1	23

ED BEACH - 6-3, 200 - WEST VIRGINIA

JANUARY 25, 1929

REGULAR SEASON

G	MIN	FG	FGA	PCT	3P	3A	PCT	FT	FTA	PCT	OFF	DEF	TOT	AST	PF	DQ	STL	TO	BLK	PTS	AVG	HI
1950-51	11	-	8	35	.229	-	-	-	6	9	.667	-	-	25	2	14	0	0	-	22	2.0	-

MICHAEL BEASLEY - 6-9, 235 - KANSAS STATE

JANUARY 9, 1989

REGULAR SEASON

G	MIN	FG	FGA	PCT	3P	3A	PCT	FT	FTA	PCT	OFF	DEF	TOT	AST	PF	DQ	STL	TO	BLK	PTS	AVG	HI	
2018-19	26	277	75	153	.490	3	17	.176	28	39	.718	13	47	60	25	42	0	9	27	10	181	7.0	19

ZELMO BEATY - 6-9, 235 - PRAIRE VIEW A&M

OCTOBER 25, 1939

REGULAR SEASON

G	MIN	FG	FGA	PCT	3P	3A	PCT	FT	FTA	PCT	OFF	DEF	TOT	AST	PF	DQ	STL	TO	BLK	PTS	AVG	HI	
1974-75	69	1213	136	310	.439	-	-	-	108	135	.800	93	234	327	74	130	1	45	-	29	380	5.5	19

BENOIT BENJAMIN - 7-0, 265 - CREIGHTON

NOVEMBER 22, 1964

REGULAR SEASON

G	MIN	FG	FGA	PCT	3P	3A	PCT	FT	FTA	PCT	OFF	DEF	TOT	AST	PF	DQ	STL	TO	BLK	PTS	AVG	HI	
1992-93	28	306	52	108	.481	0	0	-	22	37	.595	24	72	96	10	61	0	14	36	13	126	4.5	17

MARIO BENNETT - 6-9, 235 - ARIZONA STATE

AUGUST 1, 1973

REGULAR SEASON

G	MIN	FG	FGA	PCT	3P	3A	PCT	FT	FTA	PCT	OFF	DEF	TOT	AST	PF	DQ	STL	TO	BLK	PTS	AVG	HI	
1997-98	45	354	80	135	.593	1	2	.500	16	44	.364	60	66	126	18	61	0	19	21	11	177	3.9	21

PLAYOFFS

G	MIN	FG	FGA	PCT	3P	3A	PCT	FT	FTA	PCT	OFF	DEF	TOT	AST	PF	DQ	STL	TO	BLK	PTS	AVG	HI
1997-98	4	10	1	2	.500	0	0	-	2	2	1.000	2	4	6	0	-	0	0	1	4	1.0	-

TARIK BLACK - 6-9, 250 - KANSAS

NOVEMBER 22, 1991

REGULAR SEASON

G	MIN	FG	FGA	PCT	3P	3A	PCT	FT	FTA	PCT	OFF	DEF	TOT	AST	PF	DQ	STL	TO	BLK	PTS	AVG	HI	
2014-15	38	803	112	190	.589	0	0	---	50	89	.562	84	157	241	34	102	2	13	29	22	274	7.2	18
2015-16	39	496	57	104	.548	0	0	---	19	45	.422	44	113	157	16	78	0	14	22	18	133	3.4	11
2016-17	67	1091	150	293	.512	1	2	.500	82	109	.752	143	199	342	39	173	1	30	58	44	383	5.7	15
TOT	144	2390	319	588	.543	1	2	.500	151	243	.621	272	469	741	89	35	3	56	109	84	790	5.5	-

ALEX BLACKWELL - 6-6, 255 - MONMOUTH

JUNE 27, 1970

REGULAR SEASON

G	MIN	FG	FGA	PCT	3P	3A	PCT	FT	FTA	PCT	OFF	DEF	TOT	AST	PF	DQ	STL	TO	BLK	PTS	AVG	HI	
1992-93	27	109	14	42	.333	0	3	.000	6	8	.750	10	13	23	7	14	0	4	5	2	34	1.3	8

ALL-TIME ROSTER WITH STATISTICS

STEVE BLAKE - 6-3, 170 - MARYLAND

FEBRUARY 26, 1980

REGULAR SEASON

G	MIN	FG	FGA	PCT	3P	3A	PCT	FT	FTA	PCT	OFF	DEF	TOT	AST	PF	DQ	STL	TO	BLK	PTS	AVG	HI	
2010-11	79	1581	110	306	.359	73	193	.378	26	30	.867	19	137	156	170	99	0	40	73	3	319	4.0	14
2011-12	53	1237	101	268	.377	53	158	.335	21	27	.778	9	76	85	174	75	0	39	72	2	276	5.2	17
2012-13	45	1175	114	270	.422	72	171	.421	27	35	.771	21	111	132	173	83	2	34	62	6	327	7.3	24
2013-14	27	891	88	233	.378	52	131	.397	28	35	.800	8	95	103	205	49	0	34	71	2	256	9.5	19
TOT	204	4884	413	1077	.383	250	653	.383	102	127	.803	57	419	476	723	306	2	147	278	13	1178	5.8	-

PLAYOFFS

G	MIN	FG	FGA	PCT	3P	3A	PCT	FT	FTA	PCT	OFF	DEF	TOT	AST	PF	DQ	STL	TO	BLK	PTS	AVG	HI	
2010-11	9	145	7	23	.304	6	18	.333	0	0	-	1	13	14	20	8	0	5	0	0	20	2.2	-
2011-12	12	306	26	62	.419	18	43	.419	5	7	.714	8	26	34	27	21	0	8	15	2	75	6.3	-
2012-13	2	75	11	28	.393	5	12	.417	1	1	1.000	0	8	8	5	8	0	4	3	28	14.0	-	
TOT	23	526	44	113	.389	29	73	.397	6	8	.750	9	47	56	52	37	0	17	24	5	123	5.3	-

JOHN BLOCK - 6-9 1/2, 210 - USC

APRIL 16, 1944

REGULAR SEASON

G	MIN	FG	FGA	PCT	3P	3A	PCT	FT	FTA	PCT	OFF	DEF	TOT	AST	PF	DQ	STL	TO	BLK	PTS	AVG	HI	
1966-67	22	118	20	52	.385	-	-	-	24	34	.706	-	-	45	5	20	0	-	-	-	64	2.9	-

PLAYOFFS

G	MIN	FG	FGA	PCT	3P	3A	PCT	FT	FTA	PCT	OFF	DEF	TOT	AST	PF	DQ	STL	TO	BLK	PTS	AVG	HI	
1966-67	1	1	0	0	-	-	-	-	0	0	-	0	0	0	0	0	0	0	0	0	0	0.0	-

MEYER BLOOM - 6-6, 190 - TEMPLE

JANUARY 14, 1915

REGULAR SEASON

G	MIN	FG	FGA	PCT	3P	3A	PCT	FT	FTA	PCT	OFF	DEF	TOT	AST	PF	DQ	STL	TO	BLK	PTS	AVG	HI
1948-49	24	-	13	92	.141	-	-	-	29	40	.725	-	-	15	22	-	-	-	-	55	2.3	-

CORIE BLOUNT - 6-10, 242 - CINCINNATI

JANUARY 4, 1969

REGULAR SEASON

G	MIN	FG	FGA	PCT	3P	3A	PCT	FT	FTA	PCT	OFF	DEF	TOT	AST	PF	DQ	STL	TO	BLK	PTS	AVG	HI	
1995-96	57	715	79	167	.473	0	2	.000	25	44	.568	69	101	170	42	109	2	25	47	35	183	3.2	11
1996-97	58	1009	92	179	.514	1	3	.333	56	83	.675	113	163	276	35	121	2	22	50	26	241	4.2	17
1997-98	70	1029	107	187	.572	0	4	.000	39	78	.500	114	184	298	37	157	2	29	51	25	253	3.6	12
1998-99	14	162	13	33	.394	0	1	.000	6	12	.500	24	22	46	2	27	0	1	6	4	32	2.3	7
TOT	199	2915	291	566	.514	1	10	.100	126	217	.581	320	470	790	116	414	6	77	154	90	709	3.6	-

PLAYOFFS

G	MIN	FG	FGA	PCT	3P	3A	PCT	FT	FTA	PCT	OFF	DEF	TOT	AST	PF	DQ	STL	TO	BLK	PTS	AVG	HI	
1996-97	3	8	1	1	1.000	0	0	-	1	2	.500	0	2	2	1	-	0	0	0	0	3	1.0	-
1997-98	12	209	12	24	.500	0	0	-	7	11	.636	24	40	64	7	-	6	3	4	31	2.6	-	
TOT	15	217	13	25	.520	0	0	-	8	13	.615	24	42	66	8	-	6	3	4	34	2.3	-	

VANDER BLUE - 6-4, 200 - MARQUETTE

JULY 17, 1992

REGULAR SEASON

G	MIN	FG	FGA	PCT	3P	3A	PCT	FT	FTA	PCT	OFF	DEF	TOT	AST	PF	DQ	STL	TO	BLK	PTS	AVG	HI	
2014-15	2	74	9	30	.300	2	10	.200	2	5	.400	2	7	9	8	4	0	3	6	0	22	11.0	15
2017-18	5	45	1	5	.200	0	2	.000	1	2	.500	0	1	1	3	2	0	1	3	0	3	0.6	2
TOT	7	119	10	35	.286	2	12	.167	3	7	.429	2	8	10	11	6	0	4	9	0	25	3.6	-

TONY BOBBITT - 6-4, 190 - CINCINNATI

OCTOBER 22, 1979

REGULAR SEASON

G	MIN	FG	FGA	PCT	3P	3A	PCT	FT	FTA	PCT	OFF	DEF	TOT	AST	PF	DQ	STL	TO	BLK	PTS	AVG	HI	
2004-05	2	12	2	5	.400	1	2	.500	0	0	-	0	3	3	0	1	0	0	0	0	5	2.5	5

ANDREW BOGUT - 7-0, 260 - UTAH

NOVEMBER 28, 1984

REGULAR SEASON

G	MIN	FG	FGA	PCT	3P	3A	PCT	FT	FTA	PCT	OFF	DEF	TOT	AST	PF	DQ	STL	TO	BLK	PTS	AVG	HI	
2017-18	24	216	17	25	.680	0	0	---	2	2	1.000	26	52	78	15	40	1	4	19	13	36	1.5	6

ISAAC BONGA - 6-8, 180 - FRAPORT (GERMANY)

NOVEMBER 8, 1999

REGULAR SEASON

G	MIN	FG	FGA	PCT	3P	3A	PCT	FT	FTA	PCT	OFF	DEF	TOT	AST	PF	DQ	STL	TO	BLK	PTS	AVG	HI	
2018-19	22	120	5	33	.152	0	8	.000	9	15	.600	9	16	25	15	9	0	9	6	4	19	0.9	4

RON BOONE - 6-2, 200 - IDAHO STATE

SEPTEMBER 6, 1946

REGULAR SEASON

G	MIN	FG	FGA	PCT	3P	3A	PCT	FT	FTA	PCT	OFF	DEF	TOT	AST	PF	DQ	STL	TO	BLK	PTS	AVG	HI	
1978-79	82	1583	259	569	.455	-	-	-	90	104	.865	53	92	145	154	171	1	66	147	11	608	7.4	18
1979-80	6	106	14	40	.350	0	0	-	6	7	.857	7	4	11	7	13	0	5	13	0	34	5.7	10
TOT	88	1689	273	609	.448	0	0	-	96	111	.865	60	96	156	161	184	1	71	160	11	642	7.3	-

PLAYOFFS

G	MIN	FG	FGA	PCT	3P	3A	PCT	FT	FTA	PCT	OFF	DEF	TOT	AST	PF	DQ	STL	TO	BLK	PTS	AVG	HI	
1978-79	8	226	37	77	.481	-	-	-	20	21	.952	-	-	15	14	-	-	9	0	0	94	11.8	-

ALL-TIME ROSTER WITH STATISTICS

BOB BOOZER - 6-8, 220 - KANSAS STATE

APRIL 26, 1937

REGULAR SEASON

G	MIN	FG	FGA	PCT	3P	3A	PCT	FT	FTA	PCT	OFF	DEF	TOT	AST	PF	DQ	STL	TO	BLK	PTS	AVG	HI
1965-66	78	1847	365	.754	.484	-	-	225	289	.779	-	-	548	87	196	0	-	-	BLK	955	12.2	-

PLAYOFFS

G	MIN	FG	FGA	PCT	3P	3A	PCT	FT	FTA	PCT	OFF	DEF	TOT	AST	PF	DQ	STL	TO	BLK	PTS	AVG	HI
1965-66	10	181	26	.65	.400	-	-	15	20	.750	-	-	50	7	-	-	0	0	0	67	6.7	-

CARLOS BOOZER - 6-9, 258 - DUKE

NOVEMBER 20, 1981

REGULAR SEASON

G	MIN	FG	FGA	PCT	3P	3A	PCT	FT	FTA	PCT	OFF	DEF	TOT	AST	PF	DQ	STL	TO	BLK	PTS	AVG	HI	
2014-15	71	1692	371	.743	.499	0	0	---	94	150	.627	111	371	482	95	184	2	41	92	12	836	11.8	28

SAM BOWIE - 7-1, 260 - KENTUCKY

MARCH 17, 1961

REGULAR SEASON

G	MIN	FG	FGA	PCT	3P	3A	PCT	FT	FTA	PCT	OFF	DEF	TOT	AST	PF	DQ	STL	TO	BLK	PTS	AVG	HI	
1993-94	25	556	75	.172	.436	1	4	.250	72	83	.867	27	104	131	47	65	0	4	43	28	223	8.9	21
1994-95	67	1225	118	.267	.442	2	11	.182	68	89	.764	72	216	288	118	182	4	21	91	80	306	4.6	19
TOT	92	1781	193	.439	.440	3	15	.200	140	172	.814	99	320	419	165	247	4	25	134	108	529	5.8	-

PLAYOFFS

G	MIN	FG	FGA	PCT	3P	3A	PCT	FT	FTA	PCT	OFF	DEF	TOT	AST	PF	DQ	STL	TO	BLK	PTS	AVG	HI	
1994-95	10	135	8	.30	.267	0	0	-	5	5	1.000	13	20	33	3	-	-	1	6	9	21	2.1	-

AVERY BRADLEY - 6-2, 180 - TEXAS

NOVEMBER 26, 1990

REGULAR SEASON

G	MIN	FG	FGA	PCT	3P	3A	PCT	FT	FTA	PCT	OFF	DEF	TOT	AST	PF	DQ	STL	TO	BLK	PTS	AVG	HI	
2019-20	49	1186	170	.383	.444	63	173	.364	20	24	.833	18	97	115	63	110	0	43	47	5	423	8.6	24

ADRIAN BRANCH - 6-8, 185 - MARYLAND

NOVEMBER 17, 1963

REGULAR SEASON

G	MIN	FG	FGA	PCT	3P	3A	PCT	FT	FTA	PCT	OFF	DEF	TOT	AST	PF	DQ	STL	TO	BLK	PTS	AVG	HI	
1986-87	32	219	48	.96	.500	0	2	.000	42	54	.778	23	30	53	16	39	0	16	24	3	138	4.3	12

PLAYOFFS

G	MIN	FG	FGA	PCT	3P	3A	PCT	FT	FTA	PCT	OFF	DEF	TOT	AST	PF	DQ	STL	TO	BLK	PTS	AVG	HI	
1986-87	11	42	4	.21	.190	0	1	.000	6	12	.500	3	7	10	5	-	-	2	5	0	14	1.3	-

COREY BREWER - 6-9, 186 - FLORIDA

MARCH 5, 1986

REGULAR SEASON

G	MIN	FG	FGA	PCT	3P	3A	PCT	FT	FTA	PCT	OFF	DEF	TOT	AST	PF	DQ	STL	TO	BLK	PTS	AVG	HI	
2016-17	24	358	53	121	.438	5	24	.208	18	24	.750	11	41	52	36	29	0	24	19	8	129	5.4	12
2017-18	54	694	78	172	.453	8	43	.186	34	51	.667	23	70	93	41	83	1	41	38	8	198	3.7	21
TOT	78	1052	131	293	.447	13	67	.194	52	75	.693	34	111	145	77	112	1	65	57	16	327	4.2	-

JIM BREWER - 6-9, 220 - MINNESOTA

DECEMBER 3, 1951

REGULAR SEASON

G	MIN	FG	FGA	PCT	3P	3A	PCT	FT	FTA	PCT	OFF	DEF	TOT	AST	PF	DQ	STL	TO	BLK	PTS	AVG	HI	
1980-81	78	1107	101	197	.513	0	2	.000	15	40	.375	127	154	281	55	158	2	43	48	58	217	2.8	14
1981-82	71	966	81	175	.463	1	6	.167	7	19	.368	104	158	264	42	127	1	39	37	46	170	2.4	10
TOT	149	2073	182	372	.489	1	8	.125	22	59	.373	233	312	545	97	285	3	82	85	104	387	2.6	-

PLAYOFFS

G	MIN	FG	FGA	PCT	3P	3A	PCT	FT	FTA	PCT	OFF	DEF	TOT	AST	PF	DQ	STL	TO	BLK	PTS	AVG	HI	
1980-81	3	7	0	0	.000	0	0	-	0	0	-	0	1	1	0	-	-	0	0	0	0	0.0	-
1981-82	8	57	3	6	.500	0	0	-	0	0	-	4	7	11	4	-	-	2	4	6	6	0.8	-
TOT	11	64	3	6	.500	0	0	-	0	0	-	4	8	12	4	-	-	2	4	6	6	0.5	-

FRANK BRICKOWSKI - 6-9, 245 - PENN STATE

AUGUST 14, 1959

REGULAR SEASON

G	MIN	FG	FGA	PCT	3P	3A	PCT	FT	FTA	PCT	OFF	DEF	TOT	AST	PF	DQ	STL	TO	BLK	PTS	AVG	HI	
1986-87	37	404	53	94	.564	0	0	-	40	59	.678	40	57	97	12	105	4	14	25	4	146	3.9	14

BILL BRIDGES - 6-5, 230 - KANSAS

APRIL 4, 1939

REGULAR SEASON

G	MIN	FG	FGA	PCT	3P	3A	PCT	FT	FTA	PCT	OFF	DEF	TOT	AST	PF	DQ	STL	TO	BLK	PTS	AVG	HI	
1972-73	72	2491	286	597	.479	-	-	-	133	190	.700	-	-	782	196	261	3	-	-	-	705	9.8	-
1973-74	65	1812	216	513	.421	-	-	-	116	164	.707	193	306	499	148	219	3	58	-	31	548	8.4	28
1974-75	17	307	20	57	.351	-	-	-	16	30	.533	46	48	94	27	46	1	7	-	5	96	3.3	15
TOT	154	4610	522	1167	.447	-	-	-	265	384	.690	239	354	1375	371	526	7	65	-	36	1309	8.5	-

PLAYOFFS

G	MIN	FG	FGA	PCT	3P	3A	PCT	FT	FTA	PCT	OFF	DEF	TOT	AST	PF	DQ	STL	TO	BLK	PTS	AVG	HI	
1972-73	17	582	57	136	.419	-	-	-	38	49	.776	-	-	158	29	-	-	0	0	0	152	8.9	-
1973-74	5	144	12	41	.293	-	-	-	6	13	.462	-	-	30	6	-	-	0	0	0	30	6.0	-
TOT	22	726	69	177	.390	-	-	-	44	62	.710	-	-	188	35	-	-	0	0	0	182	8.3	-

MARSHON BROOKS - 6-5, 200 - PROVIDENCE

JANUARY 26, 1989

REGULAR SEASON

G	MIN	FG	FGA	PCT	3P	3A	PCT	FT	FTA	PCT	OFF	DEF	TOT	AST	PF	DQ	STL	TO	BLK	PTS	AVG	HI	
2013-14	18	228	43	88	.489	11	19	.579	18	26	.692	8	22	30	21	16	0	12	17	3	115	6.4	23

ALL-TIME ROSTER WITH STATISTICS

ANTHONY BROWN - 6-7, 210 - STANFORD

OCTOBER 10, 1992

REGULAR SEASON

G	MIN	FG	FGA	PCT	3P	3A	PCT	FT	FTA	PCT	OFF	DEF	TOT	AST	PF	DQ	STL	TO	BLK	PTS	AVG	HI	
2015-16	29	599	39	126	.310	20	70	.286	17	20	.850	9	61	70	19	34	0	14	15	5	115	4.0	10

CHUCKY BROWN - 6-8, 215 - NORTH CAROLINA STATE

FEBRUARY 29, 1968

REGULAR SEASON

G	MIN	FG	FGA	PCT	3P	3A	PCT	FT	FTA	PCT	OFF	DEF	TOT	AST	PF	DQ	STL	TO	BLK	PTS	AVG	HI	
1991-92	36	381	55	118	.466	0	3	.000	25	41	.610	29	47	76	23	41	0	9	27	7	135	3.8	16

PLAYOFFS

G	MIN	FG	FGA	PCT	3P	3A	PCT	FT	FTA	PCT	OFF	DEF	TOT	AST	PF	DQ	STL	TO	BLK	PTS	AVG	HI	
1991-92	3	44	8	19	.421	0	1	.000	3	6	.500	3	8	11	2	-	-	0	1	2	19	6.3	-

GEORGE BROWN - 6-6, 190 - WAYNE STATE

OCTOBER 30, 1935

REGULAR SEASON

G	MIN	FG	FGA	PCT	3P	3A	PCT	FT	FTA	PCT	OFF	DEF	TOT	AST	PF	DQ	STL	TO	BLK	PTS	AVG	HI	
1957-58	1	6	0	2	.000	-	-	1	2	.500	-	-	1	0	1	0	-	-	-	1	1.0	0	-

JABARI BROWN - 6-4, 215 - MISSOURI

DECEMBER 18, 1992

REGULAR SEASON

G	MIN	FG	FGA	PCT	3P	3A	PCT	FT	FTA	PCT	OFF	DEF	TOT	AST	PF	DQ	STL	TO	BLK	PTS	AVG	HI	
2014-15	19	568	70	170	.412	23	62	.371	64	85	.753	3	33	36	40	33	0	12	32	2	227	11.9	32

KWAME BROWN - 6-11, 270 - GLYNN ACADEMY HS (GA)

MARCH 10, 1982

REGULAR SEASON

G	MIN	FG	FGA	PCT	3P	3A	PCT	FT	FTA	PCT	OFF	DEF	TOT	AST	PF	DQ	STL	TO	BLK	PTS	AVG	HI	
2005-06	72	1978	204	388	.526	0	1	.000	128	235	.545	182	291	473	72	196	3	27	100	66	536	7.4	21
2006-07	41	1132	143	242	.591	0	1	.000	59	134	.440	81	163	244	75	124	0	39	76	49	345	8.4	18
2007-08	23	509	53	103	.515	0	0	-	26	64	.406	31	100	131	28	58	0	16	37	19	132	5.7	10
TOT	136	3619	400	733	.566	0	2	.000	213	433	.492	294	554	848	175	378	3	82	213	114	1013	7.4	-

PLAYOFFS

G	MIN	FG	FGA	PCT	3P	3A	PCT	FT	FTA	PCT	OFF	DEF	TOT	AST	PF	DQ	STL	TO	BLK	PTS	AVG	HI	
2005-06	7	225	34	65	.523	0	0	-	22	31	.710	17	29	46	7	-	-	2	12	6	90	12.9	-
2006-07	5	133	19	36	.528	0	0	-	5	9	.556	13	15	28	1	-	-	1	9	4	43	8.6	-
TOT	12	358	53	101	.525	0	0	-	27	40	.675	30	44	74	8	-	-	3	21	10	133	11.1	-

ROGER BROWN - 6-11, 230 - KANSAS

FEBRUARY 29, 1950

REGULAR SEASON

G	MIN	FG	FGA	PCT	3P	3A	PCT	FT	FTA	PCT	OFF	DEF	TOT	AST	PF	DQ	STL	TO	BLK	PTS	AVG	HI	
1972-73	1	5	0	0	-	-	-	1	3	.333	-	-	0	0	1	0	-	-	-	1	1.0	-	-

SHANNON BROWN - 6-4, 210 - MICHIGAN STATE

NOVEMBER 29, 1985

REGULAR SEASON

G	MIN	FG	FGA	PCT	3P	3A	PCT	FT	FTA	PCT	OFF	DEF	TOT	AST	PF	DQ	STL	TO	BLK	PTS	AVG	HI	
2008-09	18	136	22	42	.524	6	9	.667	8	9	.889	3	17	20	10	9	0	4	9	2	58	3.2	10
2009-10	82	1700	253	592	.427	62	189	.327	99	121	.818	30	153	183	108	129	0	57	67	31	667	8.1	27
2010-11	82	1568	273	643	.425	74	212	.349	92	101	.911	35	122	157	96	124	0	67	75	16	712	8.7	21
TOT	182	3404	548	1277	.429	142	410	.346	199	231	.861	68	292	370	214	262	0	128	151	49	1437	7.9	-

PLAYOFFS

G	MIN	FG	FGA	PCT	3P	3A	PCT	FT	FTA	PCT	OFF	DEF	TOT	AST	PF	DQ	STL	TO	BLK	PTS	AVG	HI	
2008-09	21	276	36	83	.434	12	25	.480	19	24	.792	8	17	25	13	27	0	10	10	2	103	4.9	14
2009-10	23	324	42	107	.393	9	32	.281	20	28	.714	7	12	29	20	37	0	10	13	7	113	4.9	12
2010-11	10	166	28	61	.459	7	25	.280	9	14	.643	5	14	19	7	10	0	6	9	2	72	7.2	15
TOT	54	766	106	251	.422	28	82	.341	48	66	.727	20	53	73	40	74	0	26	32	11	288	5.3	-

TIERRE BROWN - 6-2, 189 - MCNEESE STATE

JUNE 3, 1979

REGULAR SEASON

G	MIN	FG	FGA	PCT	3P	3A	PCT	FT	FTA	PCT	OFF	DEF	TOT	AST	PF	DQ	STL	TO	BLK	PTS	AVG	HI	
2004-05	76	1066	124	348	.356	26	72	.361	59	75	.787	21	72	93	155	59	0	32	74	1	333	4.4	27

TONY BROWN - 6-6, 200 - ARKANSAS

JULY 29, 1960

REGULAR SEASON

G	MIN	FG	FGA	PCT	3P	3A	PCT	FT	FTA	PCT	OFF	DEF	TOT	AST	PF	DQ	STL	TO	BLK	PTS	AVG	HI	
1990-91	7	27	2	3	.667	1	1	1.000	0	0	-	0	4	4	3	8	0	0	4	0	5	0.7	3

ALL-TIME ROSTER WITH STATISTICS

KOBE BRYANT - 6-6, 205 - LOWER MERION HS (PA)

AUGUST 23, 1978

REGULAR SEASON

G	MIN	FG	FGA	PCT	3P	3A	PCT	FT	FTA	PCT	OFF	DEF	TOT	AST	PF	DQ	STL	TO	BLK	PTS	AVG	HI	
1996-97	71	1103	176	422	.417	51	136	.375	136	166	.819	47	85	132	91	102	0	49	112	23	539	7.6	24
1997-98	79	2056	391	913	.428	75	220	.361	363	457	.794	79	163	242	199	180	1	74	157	40	1220	15.4	33
1998-99	50	1896	362	779	.465	27	101	.267	245	292	.839	53	211	264	190	153	3	72	137	50	994	19.9	38
1999-00	66	2524	554	1183	.468	46	144	.319	331	403	.821	108	308	416	323	220	4	106	182	62	1485	22.5	40
2000-01	68	2783	701	1510	.464	61	200	.305	475	557	.853	104	295	399	338	222	3	114	220	43	1938	28.5	51
2001-02	80	3063	749	1597	.469	33	132	.250	488	589	.829	112	329	441	438	228	1	118	223	35	2019	25.2	56
2002-03	82	3401	868	1924	.451	124	324	.383	601	713	.843	106	458	564	481	218	0	181	288	67	2461	30.0	55
2003-04	65	2447	516	1178	.438	71	217	.327	454	533	.852	103	256	359	330	176	0	112	171	28	1557	24.0	45
2004-05	66	2689	573	1324	.433	131	387	.339	542	664	.816	95	297	392	398	174	1	174	270	53	1819	27.6	48
2005-06	80	3277	978	2173	.450	180	518	.347	696	819	.850	71	354	425	360	233	1	147	250	30	2832	35.4	81
2006-07	77	3140	813	1757	.463	137	398	.344	667	768	.868	75	364	439	413	205	2	111	255	36	2430	31.6	65
2007-08	82	3192	775	1690	.459	150	415	.361	623	742	.840	94	423	517	441	227	1	151	257	40	2323	28.3	53
2008-09	82	2960	800	1712	.467	118	336	.351	483	554	.856	90	339	429	399	189	1	120	210	37	2201	26.8	61
2009-10	73	2835	716	1569	.456	99	301	.329	439	541	.811	78	313	391	365	187	0	113	233	20	1970	27.0	44
2010-11	82	2779	740	1639	.451	115	356	.323	483	583	.828	83	336	419	388	172	0	99	243	12	2078	25.3	42
2011-12	58	2232	574	1336	.430	87	287	.303	381	451	.845	66	247	313	264	105	0	69	204	18	1616	27.9	48
2012-13	78	3013	738	1595	.463	132	407	.324	525	626	.839	66	367	433	469	173	0	106	287	25	2133	27.3	47
2013-14	6	177	31	73	.425	3	16	.188	18	21	.857	2	24	26	38	9	0	7	34	1	83	13.8	21
2014-15	35	1207	266	713	.373	54	184	.293	196	241	.813	26	173	199	197	65	0	47	128	7	782	22.3	44
2015-16	66	1863	398	1113	.358	133	467	.285	322	281	.826	41	206	247	184	115	0	62	129	13	1161	17.6	60
TOT	1280	46774	11321	25087	.451	1694	5079	.334	8146	9730	.837	1458	5342	6800	6122	3238	18	1882	3881	627	32482	25.4	-

PLAYOFFS

G	MIN	FG	FGA	PCT	3P	3A	PCT	FT	FTA	PCT	OFF	DEF	TOT	AST	PF	DQ	STL	TO	BLK	PTS	AVG	HI	
1996-97	9	133	21	55	.382	6	23	.261	26	30	.867	1	10	11	11	23	-	3	14	2	74	8.2	-
1997-98	11	220	31	76	.408	3	14	.214	31	45	.689	7	14	21	16	28	-	3	11	8	96	8.7	-
1998-99	8	315	61	142	.430	8	23	.348	28	35	.800	13	42	55	37	24	-	15	31	10	158	19.8	-
1999-00	22	857	174	394	.442	22	64	.344	95	126	.754	26	72	98	97	89	-	32	55	32	465	21.1	-
2000-01	16	694	168	358	.469	11	34	.324	124	151	.821	29	87	116	97	53	-	25	51	12	471	29.4	-
2001-02	19	833	187	431	.434	22	58	.379	110	145	.759	28	83	111	87	65	-	27	54	17	506	26.6	-
2002-03	12	531	137	317	.432	25	62	.403	86	104	.827	16	45	61	62	35	-	14	42	1	385	32.1	-
2003-04	22	973	190	460	.413	24	97	.247	135	166	.813	18	86	104	121	59	-	42	61	7	539	24.5	-
2005-06	7	314	72	145	.497	14	35	.400	37	48	.771	4	40	44	36	25	-	8	33	3	159	27.9	-
2006-07	5	215	60	130	.462	10	28	.357	34	37	.919	1	25	26	22	10	-	5	22	2	164	32.8	-
2007-08	21	863	222	463	.479	32	106	.302	157	194	.809	18	101	119	117	59	-	35	70	8	633	30.1	-
2008-09	23	940	242	530	.457	37	106	.349	174	197	.883	19	104	123	126	59	-	38	59	21	695	30.2	-
2009-10	23	923	234	511	.458	49	131	.374	154	183	.842	26	112	138	126	75	-	31	79	16	671	29.2	-
2010-11	10	354	83	186	.446	12	41	.293	50	61	.820	8	26	34	33	23	-	16	31	3	228	22.8	-
2011-12	12	476	132	301	.439	17	60	.283	79	95	.832	16	42	58	52	33	-	16	34	2	360	30.0	-
TOT	220	8641	2014	4499	.448	292	882	.331	1320	1617	.816	230	889	1119	1040	660	-	310	647	144	5640	25.6	-

THOMAS BRYANT - 6-10, 248 - INDIANA

JULY 31, 1997

REGULAR SEASON

G	MIN	FG	FGA	PCT	3P	3A	PCT	FT	FTA	PCT	OFF	DEF	TOT	AST	PF	DQ	STL	TO	BLK	PTS	AVG	HI	
2017-18	15	72	8	21	.381	1	10	.100	5	9	.556	3	14	17	6	6	0	1	2	2	22	1.5	6

STEVE BUCKNALL - 6-6, 215 - NORTH CAROLINA

MARCH 17, 1966

REGULAR SEASON

G	MIN	FG	FGA	PCT	3P	3A	PCT	FT	FTA	PCT	OFF	DEF	TOT	AST	PF	DQ	STL	TO	BLK	PTS	AVG	HI	
1989-90	18	75	9	33	.273	0	1	.000	5	6	.833	5	2	7	10	10	0	2	11	1	23	1.3	4

REGGIE BULLOCK - 6-7, 205 - NORTH CAROLINA

MARCH 16, 1991

REGULAR SEASON

G	MIN	FG	FGA	PCT	3P	3A	PCT	FT	FTA	PCT	OFF	DEF	TOT	AST	PF	DQ	STL	TO	BLK	PTS	AVG	HI	
2018-19	19	524	63	153	.412	34	99	.343	17	21	.810	2	48	50	20	30	0	16	11	7	177	9.3	18

BOB BURROW - 6-7, 230 - KENTUCKY

JUNE 29, 1934

REGULAR SEASON

G	MIN	FG	FGA	PCT	3P	3A	PCT	FT	FTA	PCT	OFF	DEF	TOT	AST	PF	DQ	STL	TO	BLK	PTS	AVG	HI	
1957-58	14	171	22	70	.314	-	-	-	11	33	.333	-	-	64	6	15	0	-	-	-	55	3.9	-

CARON BUTLER - 6-7, 217 - CONNECTICUT

MARCH 13, 1980

REGULAR SEASON

G	MIN	FG	FGA	PCT	3P	3A	PCT	FT	FTA	PCT	OFF	DEF	TOT	AST	PF	DQ	STL	TO	BLK	PTS	AVG	HI	
2004-05	77	2746	441	991	.445	38	125	.304	275	319	.862	146	304	450	146	213	2	110	125	23	1195	15.5	34

DWIGHT BUYCKS - 6-3, 190 - MARQUETTE

MARCH 6, 1989

REGULAR SEASON

G	MIN	FG	FGA	PCT	3P	3A	PCT	FT	FTA	PCT	OFF	DEF	TOT	AST	PF	DQ	STL	TO	BLK	PTS	AVG	HI	
2014-15	6	123	18	40	.450	7	11	.636	9	10	.900	2	10	12	14	3	0	3	12	0	52	8.7	15

ALL-TIME ROSTER WITH STATISTICS

ANDREW BYNUM - 7-1, 285 - ST. JOSEPH HS (NJ)

OCTOBER 27, 1987

REGULAR SEASON

G	MIN	FG	FGA	PCT	3P	3A	PCT	FT	FTA	PCT	OFF	DEF	TOT	AST	PF	DQ	STL	TO	BLK	PTS	AVG	HI	
2005-06	46	338	33	82	.402	0	0	-	8	27	.296	34	46	80	9	56	0	4	17	22	74	1.6	16
2006-07	82	1793	247	463	.558	0	3	.000	143	214	.668	139	345	484	94	249	5	12	115	128	637	7.8	20
2007-08	35	1008	189	297	.636	0	0	-	82	118	.695	105	251	356	61	98	2	12	52	72	440	13.1	28
2008-09	50	1446	281	502	.560	0	0	-	152	215	.707	137	261	398	71	157	1	18	85	90	714	14.3	42
2009-10	65	1977	392	688	.570	0	1	.000	193	261	.739	177	364	541	68	193	2	35	115	94	977	15.0	27
2010-11	54	1500	237	413	.574	0	0	-	138	209	.660	170	338	508	73	140	1	19	74	106	612	11.3	22
2011-12	60	2112	444	796	.558	1	5	.200	234	338	.692	192	517	709	85	104	0	27	152	116	1123	18.7	37
TOTALS	392	10175	1823	3221	.566	1	9	.111	950	1382	.687	954	2122	3076	461	997	11	127	610	628	4597	11.7	-

PLAYOFFS

G	MIN	FG	FGA	PCT	3P	3A	PCT	FT	FTA	PCT	OFF	DEF	TOT	AST	PF	DQ	STL	TO	BLK	PTS	AVG	HI	
2005-06	1	2	0	1	.000	0	0	-	0	0	-	0	0	0	0	0	0	0	0	0	0	0.0	-
2006-07	5	55	8	15	.533	0	0	-	4	10	.400	8	15	23	0	7	-	0	2	2	20	4.0	-
2008-09	23	400	58	127	.457	0	0	-	28	43	.651	33	53	86	10	77	-	8	19	21	144	6.3	-
2009-10	23	561	80	149	.537	0	0	-	38	56	.679	59	100	159	12	61	-	6	21	36	198	8.6	-
2010-11	10	320	57	105	.543	0	0	-	30	36	.833	36	60	96	8	33	-	5	20	14	144	14.4	-
2011-12	12	451	73	153	.477	0	0	-	54	69	.783	46	87	133	18	21	-	5	16	37	200	16.7	-
TOT	74	1469	276	550	.502	0	0	-	154	214	.720	182	315	497	48	199	-	24	78	110	706	9.5	-

MARTY BYRNES - 6-7, 220 - SYRACUSE

APRIL 30, 1956

REGULAR SEASON

G	MIN	FG	FGA	PCT	3P	3A	PCT	FT	FTA	PCT	OFF	DEF	TOT	AST	PF	DQ	STL	TO	BLK	PTS	AVG	HI	
1979-80	32	194	25	50	.500	0	0	-	13	15	.867	9	18	27	13	32	0	5	22	1	63	2.0	11

PLAYOFFS

G	MIN	FG	FGA	PCT	3P	3A	PCT	FT	FTA	PCT	OFF	DEF	TOT	AST	PF	DQ	STL	TO	BLK	PTS	AVG	HI	
1979-80	4	8	1	3	.333	0	0	-	4	6	.667	1	0	1	1	-	0	0	1	0	6	1.5	-

DEVONTAE CACOK - 6-7, 240 - UNC WILMINGTON

OCTOBER 8, 1996

REGULAR SEASON

G	MIN	FG	FGA	PCT	3P	3A	PCT	FT	FTA	PCT	OFF	DEF	TOT	AST	PF	DQ	STL	TO	BLK	PTS	AVG	HI	
2019-20	1	9	3	6	.500	0	0	---	0	0	---	2	3	5	1	0	0	0	0	0	6	6.0	6

JOSÉ CALDERÓN - 6-3, 200 - TAU VITORIA (SPAIN)

SEPTEMBER 28, 1981

REGULAR SEASON

G	MIN	FG	FGA	PCT	3P	3A	PCT	FT	FTA	PCT	OFF	DEF	TOT	AST	PF	DQ	STL	TO	BLK	PTS	AVG	HI	
2016-17	24	292	32	77	.416	12	34	.353	4	4	1.000	8	34	42	51	22	0	7	26	1	80	3.3	12

KENTAVIOUS CALDWELL-POPE - 6-5, 205 - GEORGIA

FEBRUARY 18, 1993

REGULAR SEASON

G	MIN	FG	FGA	PCT	3P	3A	PCT	FT	FTA	PCT	OFF	DEF	TOT	AST	PF	DQ	STL	TO	BLK	PTS	AVG	HI	
2017-18	74	2458	340	798	.426	159	415	.383	153	194	.789	60	327	387	162	145	0	106	97	16	992	13.4	34
2018-19	82	2035	325	756	.430	151	435	.347	137	158	.867	48	190	238	110	137	0	73	65	13	938	11.4	35
2019-20	69	1762	237	507	.467	92	239	.385	79	102	.775	38	104	142	111	128	0	57	62	14	645	9.3	20
TOTALS	225	6255	902	2061	.438	402	1089	.369	369	454	.813	146	621	767	383	410	0	236	224	43	2575	11.4	-

PLAYOFFS

G	MIN	FG	FGA	PCT	3P	3A	PCT	FT	FTA	PCT	OFF	DEF	TOT	AST	PF	DQ	STL	TO	BLK	PTS	AVG	HI	
2019-20	21	608	79	189	.418	45	119	.378	22	27	.815	8	36	44	28	40	0	21	15	4	225	10.7	18

CORKY CALHOUN - 6-7, 210 - PENNSYLVANIA

NOVEMBER 1, 1950

REGULAR SEASON

G	MIN	FG	FGA	PCT	3P	3A	PCT	FT	FTA	PCT	OFF	DEF	TOT	AST	PF	DQ	STL	TO	BLK	PTS	AVG	HI	
1974-75	57	1270	120	286	.420	-	-	-	44	62	.710	95	141	236	75	160	1	49	-	23	284	5.0	13
1975-76	76	1816	172	368	.467	-	-	-	65	83	.783	117	224	341	85	216	4	62	-	35	409	5.4	18
TOT	133	3086	292	654	.446	-	-	-	109	145	.752	212	365	577	160	376	5	111	-	58	693	5.2	-

DEMETRIUS CALIP - 6-1, 165 - MICHIGAN

NOVEMBER 18, 1969

REGULAR SEASON

G	MIN	FG	FGA	PCT	3P	3A	PCT	FT	FTA	PCT	OFF	DEF	TOT	AST	PF	DQ	STL	TO	BLK	PTS	AVG	HI	
1991-92	7	58	4	18	.222	1	5	.200	2	3	.667	1	4	5	12	8	0	1	5	0	11	1.6	3

MACK CALVIN - 6-0, 170 - USC

JULY 27, 1947

G	MIN	FG	FGA	PCT	3P	3A	PCT	FT	FTA	PCT	OFF	DEF	TOT	AST	PF	DQ	STL	TO	BLK	PTS	AVG	HI	
1976-77	12	207	27	82	.329	-	-	-	41	48	.854	6	10	16	21	16	0	11	-	1	95	7.9	20

ALL-TIME ROSTER WITH STATISTICS

ELDEN CAMPBELL - 7-0, 255 - CLEMSON

JULY 23, 1968

REGULAR SEASON																							
G	MIN	FG	FGA	PCT	3P	3A	PCT	FT	FTA	PCT	OFF	DEF	TOT	AST	PF	DQ	STL	TO	BLK	PTS	AVG	HI	
1990-91	52	380	56	123	.455	0	0	-	32	49	.653	40	56	96	10	71	1	11	16	38	144	2.8	12
1991-92	81	1876	220	491	.448	0	2	.000	138	223	.619	155	268	423	59	203	1	53	73	159	578	7.1	25
1992-93	79	1551	238	520	.458	0	3	.000	130	204	.637	127	205	332	48	165	0	59	69	100	606	7.7	21
1993-94	76	2253	373	808	.462	0	2	.000	188	273	.689	167	352	519	86	241	2	84	98	146	934	12.3	29
1994-95	73	2076	360	785	.459	0	1	.000	193	290	.666	168	277	445	92	246	4	69	98	132	913	12.5	32
1995-96	82	2699	447	888	.503	0	5	.000	249	349	.713	162	461	623	181	300	4	88	137	212	1143	13.9	29
1996-97	77	2516	442	942	.469	1	4	.250	263	370	.711	207	408	615	126	276	6	46	130	117	1148	14.9	40
1997-98	81	1784	289	624	.463	1	2	.500	237	342	.693	143	312	455	78	209	1	35	115	102	816	10.1	25
1998-99	17	325	44	101	.436	0	0	-	38	62	.613	38	58	96	8	51	2	1	22	16	126	7.4	24
TOT	618	15460	2469	5282	.467	2	19	.105	1468	2162	.679	1207	2397	3604	688	1762	21	426	758	1022	6408	10.4	-
PLAYOFFS																							
G	MIN	FG	FGA	PCT	3P	3A	PCT	FT	FTA	PCT	OFF	DEF	TOT	AST	PF	DQ	STL	TO	BLK	PTS	AVG	HI	
1990-91	14	138	25	38	.658	0	0	-	7	15	.467	8	21	29	3	-	-	6	6	8	57	4.1	-
1991-92	4	117	14	37	.378	0	0	-	12	18	.667	9	16	25	6	-	-	3	4	6	40	10.0	-
1992-93	5	178	29	69	.420	0	0	-	12	24	.500	17	25	42	7	-	-	6	12	12	70	14.0	-
1994-95	10	376	64	132	.485	0	0	-	29	44	.659	26	47	73	16	-	-	4	15	30	157	15.7	-
1995-96	4	129	20	39	.513	0	1	.000	8	16	.500	3	29	32	8	-	-	1	10	9	48	12.0	-
1996-97	9	278	37	93	.398	1	1	1.000	31	38	.816	14	25	39	9	-	-	7	14	13	106	11.8	-
1997-98	13	180	23	51	.451	0	0	-	22	34	.647	17	28	45	8	-	-	3	13	12	68	5.2	-
TOT	59	1396	212	459	.462	1	2	.500	121	189	.640	94	191	285	57	-	-	30	74	90	546	9.3	-

TONY CAMPBELL - 6-7, 215 - OHIO STATE

MAY 7, 1962

REGULAR SEASON																							
G	MIN	FG	FGA	PCT	3P	3A	PCT	FT	FTA	PCT	OFF	DEF	TOT	AST	PF	DQ	STL	TO	BLK	PTS	AVG	HI	
1987-88	13	242	57	101	.564	1	3	.333	28	39	.718	8	19	27	15	41	0	11	26	2	143	11.0	28
1988-89	63	787	158	345	.458	2	21	.095	70	83	.843	53	77	130	47	108	0	37	62	6	388	6.2	19
TOT	76	1029	215	446	.482	3	24	.125	98	122	.803	61	96	157	62	149	0	48	88	8	531	7.0	-
PLAYOFFS																							
G	MIN	FG	FGA	PCT	3P	3A	PCT	FT	FTA	PCT	OFF	DEF	TOT	AST	PF	DQ	STL	TO	BLK	PTS	AVG	HI	
1987-88	15	94	18	42	.429	0	1	.000	11	16	.688	4	6	10	5	-	-	3	5	0	47	3.1	-
1988-89	9	106	19	31	.613	2	4	.500	16	22	.727	4	8	12	6	-	-	3	9	0	56	6.2	-
TOT	24	200	37	73	.507	2	5	.400	27	38	.711	8	14	22	11	-	-	6	14	0	103	4.3	-

DERRICK CHARACTER - 6-9, 275 - UTEP

MAY 4, 1988

REGULAR SEASON																							
G	MIN	FG	FGA	PCT	3P	3A	PCT	FT	FTA	PCT	OFF	DEF	TOT	AST	PF	DQ	STL	TO	BLK	PTS	AVG	HI	
2010-11	41	215	32	66	.485	0	0	-	17	23	.739	19	24	43	7	47	1	4	19	10	81	2.0	10

DON "SWEDE" CARLSON - 6-0, 170 - MINNESOTA

MARCH 22, 1921

REGULAR SEASON																							
G	MIN	FG	FGA	PCT	3P	3A	PCT	FT	FTA	PCT	OFF	DEF	TOT	AST	PF	DQ	STL	TO	BLK	PTS	AVG	HI	
1948-49	55	-	211	632	.334	-	-	-	86	130	.662	-	-	-	170	180	-	-	-	-	808	9.2	-
1949-50	57	-	99	290	.341	-	-	-	69	95	.726	-	-	-	76	126	-	-	-	-	267	4.7	-
TOT	112	-	310	922	.336	-	-	-	155	225	.689	-	-	-	246	306	-	-	-	-	775	6.9	-
PLAYOFFS																							
G	MIN	FG	FGA	PCT	3P	3A	PCT	FT	FTA	PCT	OFF	DEF	TOT	AST	PF	DQ	STL	TO	BLK	PTS	AVG	HI	
1948-49	10	-	23	95	.242	-	-	-	14	25	.560	-	-	-	28	30	-	-	-	-	60	6.0	-
1949-50	10	-	21	37	.568	-	-	-	12	15	.800	-	-	-	11	19	-	-	-	-	54	5.4	-
TOT	20	-	44	132	.333	-	-	-	26	40	.650	-	-	-	39	49	-	-	-	-	114	5.7	-

ROBERT CARNEY - 6-3, 170 - BRADLEY

AUGUST 3, 1932

REGULAR SEASON																							
G	MIN	FG	FGA	PCT	3P	3A	PCT	FT	FTA	PCT	OFF	DEF	TOT	AST	PF	DQ	STL	TO	BLK	PTS	AVG	HI	
1954-55	19	244	24	64	.375	-	-	-	21	40	.525	-	-	45	16	36	0	-	-	69	3.6	-	
TOT	19	244	24	64	.375	-	-	-	21	40	.525	-	-	45	16	36	0	-	-	69	3.6	-	
PLAYOFFS																							
G	MIN	FG	FGA	PCT	3P	3A	PCT	FT	FTA	PCT	OFF	DEF	TOT	AST	PF	DQ	STL	TO	BLK	PTS	AVG	HI	
1954-55	7	41	1	8	.125	0	0	-	8	9	.889	-	-	5	3	-	-	0	0	0	10	1.4	-

KENNY CARR - 6-7, 220 - NORTH CAROLINA STATE

AUGUST 15, 1955

REGULAR SEASON																							
G	MIN	FG	FGA	PCT	3P	3A	PCT	FT	FTA	PCT	OFF	DEF	TOT	AST	PF	DQ	STL	TO	BLK	PTS	AVG	HI	
1977-78	52	733	134	302	.444	-	-	-	55	85	.647	53	155	208	26	127	0	18	89	14	323	6.2	15
1978-79	72	1149	225	450	.500	-	-	-	83	137	.606	70	222	292	60	152	0	38	116	31	533	7.4	17
1979-80	5	57	7	16	.438	0	0	-	2	2	1.000	5	12	17	1	6	0	2	9	1	16	3.2	6
TOT	129	1939	366	768	.477	0	0	-	140	224	.625	128	389	517	87	285	0	58	214	46	872	6.8	-
PLAYOFFS																							
G	MIN	FG	FGA	PCT	3P	3A	PCT	FT	FTA	PCT	OFF	DEF	TOT	AST	PF	DQ	STL	TO	BLK	PTS	AVG	HI	
1977-78	2	17	3	8	.375	0	0	-	0	0	.000	-	-	4	0	-	-	1	0	0	6	3.0	-
1978-79	8	117	19	35	.543	0	0	-	5	8	.625	-	-	17	4	-	-	4	2	4	5.4	-	
TOT	10	134	22	43	.512	0	0	-	5	8	.625	-	-	21	4	-	-	5	-	2	49	4.9	-

BUTCH CARTER - 6-5, 180 - INDIANA

JUNE 11, 1958

REGULAR SEASON																			
G	MIN	FG	FGA	PCT	3P	3A	PCT	FT	FTA	PCT									

ALL-TIME ROSTER WITH STATISTICS

MAURICE CARTER - 6-5, 210 - LOUISIANA STATE

OCTOBER 12, 1976

REGULAR SEASON

G	MIN	FG	FGA	PCT	3P	3A	PCT	FT	FTA	PCT	OFF	DEF	TOT	AST	PF	DQ	STL	TO	BLK	PTS	AVG	HI	
2003-04	4	50	5	14	.357	1	3	.333	11	12	.917	0	3	3	2	5	0	0	6	0	22	5.5	9

RON CARTER - 6-5, 190 - VMI

AUGUST 31, 1956

REGULAR SEASON

G	MIN	FG	FGA	PCT	3P	3A	PCT	FT	FTA	PCT	OFF	DEF	TOT	AST	PF	DQ	STL	TO	BLK	PTS	AVG	HI
1978-79	46	332	54	124	.435	-	-	36	54	.667	21	24	45	25	54	1	17	40	7	144	3.1	14

PLAYOFFS

G	MIN	FG	FGA	PCT	3P	3A	PCT	FT	FTA	PCT	OFF	DEF	TOT	AST	PF	DQ	STL	TO	BLK	PTS	AVG	HI
1978-79	2	2	0	1	.000	0	0	0	0	-	0	0	0	0	-	-	0	0	0	0	0.0	-

JAY CARTY - 6-7 1/2, 220 - OREGON STATE

JULY 4, 1941

REGULAR SEASON

G	MIN	FG	FGA	PCT	3P	3A	PCT	FT	FTA	PCT	OFF	DEF	TOT	AST	PF	DQ	STL	TO	BLK	PTS	AVG	HI
1968-69	28	192	34	89	.382	-	-	8	11	.727	-	-	58	11	31	0	-	-	-	76	2.7	-

ALEX CARUSO - 6-5, 186 - TEXAS A&M

FEBRUARY 28, 1994

REGULAR SEASON

G	MIN	FG	FGA	PCT	3P	3A	PCT	FT	FTA	PCT	OFF	DEF	TOT	AST	PF	DQ	STL	TO	BLK	PTS	AVG	HI	
2017-18	37	562	50	116	.431	13	43	.302	21	30	.700	15	50	65	75	52	0	23	42	10	134	3.6	15
2018-19	25	531	77	173	.445	24	50	.480	51	64	.797	20	47	67	77	54	0	24	42	9	229	9.2	32
2019-20	64	1175	120	291	.412	40	120	.333	69	94	.734	17	106	123	124	98	1	70	53	18	349	5.5	16
TOT	126	2268	247	580	.426	77	213	.362	141	188	.750	52	203	255	276	204	1	117	137	37	712	5.7	-

PLAYOFFS

G	MIN	FG	FGA	PCT	3P	3A	PCT	FT	FTA	PCT	OFF	DEF	TOT	AST	PF	DQ	STL	TO	BLK	PTS	AVG	HI	
2019-20	21	510	48	113	.425	17	61	.279	24	30	.800	15	33	48	59	55	0	23	11	12	137	6.5	16

CEDRIC CEBALLOS - 6-7, 225 - CAL STATE FULLERTON

AUGUST 2, 1969

REGULAR SEASON

G	MIN	FG	FGA	PCT	3P	3A	PCT	FT	FTA	PCT	OFF	DEF	TOT	AST	PF	DQ	STL	TO	BLK	PTS	AVG	HI	
1994-95	58	2029	497	977	.509	58	146	.397	209	292	.716	169	295	464	105	131	1	60	143	19	1261	21.7	50
1995-96	78	2628	638	1203	.530	51	184	.277	329	409	.804	215	321	536	119	144	0	94	167	22	1656	21.2	38
1996-97	8	276	34	83	.410	5	21	.238	13	15	.867	11	42	53	15	19	0	5	17	6	86	10.8	22
TOT	144	4936	1169	2263	.517	114	351	.325	551	716	.770	395	658	1053	239	294	1	159	327	47	3003	20.9	-

PLAYOFFS

G	MIN	FG	FGA	PCT	3P	3A	PCT	FT	FTA	PCT	OFF	DEF	TOT	AST	PF	DQ	STL	TO	BLK	PTS	AVG	HI	
1994-95	10	340	48	126	.381	18	50	.360	28	38	.737	11	50	61	18	-	-	12	21	7	142	14.2	-
1995-96	4	142	30	62	.484	5	16	.313	11	12	.917	11	22	33	5	-	-	4	8	1	76	19.0	-
TOT	14	482	78	188	.415	23	66	.348	39	50	.780	22	72	94	23	-	-	16	29	8	218	15.6	-

JOHN CELESTAND - 6-3, 175 - VILLANOVA

MARCH 6, 1977

REGULAR SEASON

G	MIN	FG	FGA	PCT	3P	3A	PCT	FT	FTA	PCT	OFF	DEF	TOT	AST	PF	DQ	STL	TO	BLK	PTS	AVG	HI	
1999-00	16	185	15	45	.333	2	9	.222	5	6	.833	1	10	11	20	22	0	7	16	0	37	2.3	8

WILT CHAMBERLAIN - 7-1, 275 - KANSAS

AUGUST 21, 1936

REGULAR SEASON

G	MIN	FG	FGA	PCT	3P	3A	PCT	FT	FTA	PCT	OFF	DEF	TOT	AST	PF	DQ	STL	TO	BLK	PTS	AVG	HI
1968-69	81	3669	641	1099	.583	-	-	382	857	.446	-	-	1712	366	142	0	-	-	-	1664	20.5	-
1969-70	12	505	129	227	.568	-	-	70	157	.446	215	321	221	49	31	0	94	167	22	328	27.3	38
1970-71	82	3630	668	1226	.545	-	-	360	669	.538	-	-	1493	352	174	0	-	-	-	1696	20.7	-
1971-72	82	3469	496	764	.649	-	-	221	524	.422	-	-	1572	329	196	0	-	-	-	1213	14.8	-
1972-73	82	3542	426	586	.727	-	-	232	455	.510	-	-	1526	365	191	0	-	-	-	1084	13.2	-
TOT	339	14815	2360	3902	.605	-	-	1265	2662	.475	-	-	6524	1461	734	0	-	-	-	5985	17.7	-

PLAYOFFS

G	MIN	FG	FGA	PCT	3P	3A	PCT	FT	FTA	PCT	OFF	DEF	TOT	AST	PF	DQ	STL	TO	BLK	PTS	AVG	HI
1968-69	18	832	96	176	.545	-	-	58	148	.392	-	-	444	46	-	-	-	-	-	250	13.9	-
1969-70	18	851	158	288	.549	-	-	82	202	.406	-	-	399	81	-	-	-	-	-	398	22.1	-
1970-71	12	554	85	187	.455	-	-	50	97	.515	-	-	242	53	-	-	-	-	-	220	18.3	-
1971-72	15	703	80	142	.563	-	-	60	122	.492	-	-	315	49	-	-	-	-	-	220	14.7	-
1972-73	17	801	64	116	.552	-	-	49	98	.500	-	-	383	60	-	-	-	-	-	177	10.4	-
TOT	80	3741	483	909	.531	-	-	299	667	.448	-	-	1783	289	-	-	-	-	-	1265	15.8	-

JERRY CHAMBERS - 6-5, 185 - UTAH

JULY 18, 1943

REGULAR SEASON

G	MIN	FG	FGA	PCT	3P	3A	PCT	FT	FTA	PCT	OFF	DEF	TOT	AST	PF	DQ	STL	TO	BLK	PTS	AVG	HI
1966-67	68	1015	224	496	.452	-	-	68	93	.731	-	-	208	44	143	0	-	-	-	516	7.6	-

PLAYOFFS

G	MIN	FG	FGA	PCT	3P	3A	PCT	FT	FTA	PCT	OFF	DEF	TOT	AST	PF	DQ	STL	TO	BLK	PTS	AVG	HI
1966-67	3	44	12	23	.522	-	-	7	7	1.000	-	-	8	1	-	-	-	-	-	31	10.3	-

TYSON CHANDLER - 7-1, 240 - DOMINGUEZ HS (CA)

OCTOBER 2, 1982

REGULAR SEASON

G	MIN	FG	FGA	PCT	3P	3A	PCT	FT	FTA	PCT	OFF	DEF	TOT	AST	PF	DQ	STL	TO	BLK	PTS	AVG	HI	
2018-19	48	786	53	87	.609	0	1	.000	41	69	.594	85	163	268	31	89	0	19	35	22	147	3.1	13

ALL-TIME ROSTER WITH STATISTICS

DON CHANEY - 6-5, 210 - HOUSTON

MARCH 22, 1946

REGULAR SEASON

	G	MIN	FG	FGA	PCT	3P	3A	PCT	FT	FTA	PCT	OFF	DEF	TOT	AST	PF	DQ	STL	TO	BLK	PTS	AVG	HI
1976-77	81	2408	213	522	.408	-	-	-	70	94	.745	120	210	330	308	224	4	140	-	33	496	6.1	16
1977-78	9	133	13	36	.361	-	-	-	5	6	.833	4	7	11	17	14	0	8	11	3	31	3.4	11
TOT	90	2541	226	558	.405	-	-	-	75	100	.750	124	217	341	325	238	4	148	11	36	527	5.9	-

PLAYOFFS

	G	MIN	FG	FGA	PCT	3P	3A	PCT	FT	FTA	PCT	OFF	DEF	TOT	AST	PF	DQ	STL	TO	BLK	PTS	AVG	HI
1976-77	11	412	36	96	.375	-	-	-	16	22	.727	-	-	52	48	-	-	-	-	-	88	8.0	-

JIM CHONES - 6-11, 220 - MARQUETTE

NOVEMBER 30, 1949

REGULAR SEASON

	G	MIN	FG	FGA	PCT	3P	3A	PCT	FT	FTA	PCT	OFF	DEF	TOT	AST	PF	DQ	STL	TO	BLK	PTS	AVG	HI
1979-80	82	2394	372	760	.489	0	2	.000	125	169	.740	143	421	564	151	271	5	56	175	65	869	10.6	23
1980-81	82	2562	378	751	.503	0	4	.000	126	193	.653	180	477	657	153	324	4	39	159	96	882	10.8	23
TOT	164	4956	750	1511	.496	0	6	.000	251	362	.693	323	898	1221	304	595	9	95	334	161	1751	10.7	-

PLAYOFFS

	G	MIN	FG	FGA	PCT	3P	3A	PCT	FT	FTA	PCT	OFF	DEF	TOT	AST	PF	DQ	STL	TO	BLK	PTS	AVG	HI
1979-80	16	439	48	118	.407	-	-	-	23	34	.676	32	72	104	28	-	-	8	32	6	119	7.4	-
1980-81	3	67	10	17	.588	-	-	-	4	8	.500	6	11	17	1	-	-	1	3	4	24	8.0	-
TOT	19	506	58	135	.430	-	-	-	27	42	.643	38	83	121	29	-	-	9	35	10	143	7.5	-

DOUG CHRISTIE - 6-6, 205 - PEPPERDINE

MAY 9, 1970

REGULAR SEASON

	G	MIN	FG	FGA	PCT	3P	3A	PCT	FT	FTA	PCT	OFF	DEF	TOT	AST	PF	DQ	STL	TO	BLK	PTS	AVG	HI
1992-93	23	332	45	106	.425	2	12	.167	50	66	.758	24	27	51	53	53	0	22	50	5	142	6.2	17
1993-94	65	1515	244	562	.434	39	119	.328	145	208	.697	93	142	235	136	186	2	89	140	28	672	10.3	33
TOT	88	1847	289	668	.433	41	131	.313	195	274	.712	117	169	286	189	239	2	111	190	33	814	9.3	-

PLAYOFFS

	G	MIN	FG	FGA	PCT	3P	3A	PCT	FT	FTA	PCT	OFF	DEF	TOT	AST	PF	DQ	STL	TO	BLK	PTS	AVG	HI
1992-93	5	39	4	11	.364	1	3	.333	0	0	-	1	3	4	6	-	-	2	4	2	9	1.8	-

ARCHIE CLARK - 6-2, 175 - MINNESOTA

JULY 15, 1941

REGULAR SEASON

	G	MIN	FG	FGA	PCT	3P	3A	PCT	FT	FTA	PCT	OFF	DEF	TOT	AST	PF	DQ	STL	TO	BLK	PTS	AVG	HI
1966-67	76	1763	331	732	.452	-	-	-	136	192	.708	-	-	218	205	193	1	-	-	-	798	10.5	-
1967-68	81	3039	628	1309	.480	-	-	-	356	481	.740	-	-	342	353	235	3	-	-	-	1612	19.9	-
TOT	157	4802	959	2041	.470	-	-	-	492	673	.731	-	-	560	558	428	4	-	-	-	2410	15.4	-

PLAYOFFS

	G	MIN	FG	FGA	PCT	3P	3A	PCT	FT	FTA	PCT	OFF	DEF	TOT	AST	PF	DQ	STL	TO	BLK	PTS	AVG	HI
1966-67	3	125	32	62	.516	-	-	-	13	17	.765	-	-	13	15	-	-	-	-	-	77	25.7	-
1967-68	15	528	88	206	.427	-	-	-	53	69	.768	-	-	47	60	-	-	-	-	-	229	15.3	-
TOT	18	653	120	268	.448	-	-	-	66	86	.767	-	-	60	75	-	-	-	-	-	306	17.0	-

EARL CLARK - 6-10, 225 - LOUISVILLE

JANUARY 17, 1988

REGULAR SEASON

	G	MIN	FG	FGA	PCT	3P	3A	PCT	FT	FTA	PCT	OFF	DEF	TOT	AST	PF	DQ	STL	TO	BLK	PTS	AVG	HI
2012-13	59	1363	170	386	.440	35	104	.337	53	76	.697	82	243	325	65	102	0	36	62	44	428	7.3	22

PLAYOFFS

	G	MIN	FG	FGA	PCT	3P	3A	PCT	FT	FTA	PCT	OFF	DEF	TOT	AST	PF	DQ	STL	TO	BLK	PTS	AVG	HI
2012-13	4	82	7	19	.368	0	4	.000	0	0	-	2	10	12	1	4	0	1	6	1	14	3.5	-

JORDAN CLARKSON - 6-5, 194 - MISSOURI

JUNE 7, 1992

REGULAR SEASON

	G	MIN	FG	FGA	PCT	3P	3A	PCT	FT	FTA	PCT	OFF	DEF	TOT	AST	PF	DQ	STL	TO	BLK	PTS	AVG	HI
2014-15	59	1476	267	596	.448	38	121	.314	131	158	.829	56	135	191	206	109	1	51	96	12	703	11.9	30
2015-16	79	2552	475	1098	.433	111	320	.347	144	204	.804	93	220	313	192	168	1	88	135	7	1225	15.5	30
2016-17	82	2397	477	1071	.445	117	356	.329	134	168	.798	49	197	246	213	150	0	89	164	8	1205	14.7	35
2017-18	53	1256	299	667	.448	68	210	.324	105	132	.795	44	115	159	173	63	0	39	95	3	771	14.5	33
TOT	273	7681	1518	3432	.442	334	1007	.332	534	662	.807	242	667	909	784	490	2	266	490	30	3904	14.3	-

JIM CLEAMONS - 6-3 1/2, 185 - OHIO STATE

SEPTEMBER 13, 1949

REGULAR SEASON

	G	MIN	FG	FGA	PCT	3P	3A	PCT	FT	FTA	PCT	OFF	DEF	TOT	AST	PF	DQ	STL	TO	BLK	PTS	AVG	HI
1971-72	38	201	35	100	.350	-	-	-	28	36	.778	-	-	39	35	21	0	-	-	-	98	2.6	-

PLAYOFFS

	G	MIN	FG	FGA	PCT	3P	3A	PCT	FT	FTA	PCT	OFF	DEF	TOT	AST	PF	DQ	STL	TO	BLK	PTS	AVG	HI
1971-72	6	17	4	7	.571	-	-	-	0	0	-	-	-	4	4	-	-	-	-	-	8	1.3	-

LESTER CONNER - 6-4, 185 - OREGON STATE

SEPTEMBER 17, 1959

REGULAR SEASON

	G	MIN	FG	FGA	PCT	3P	3A	PCT	FT	FTA	PCT	OFF	DEF	TOT	AST	PF	DQ	STL	TO	BLK	PTS	AVG	HI	
1994-95	2	5	0	0	-	0	0	-	2	2	1.000	0	0	0	0	3	0	0	1	0	0	2	1.0	2

ALL-TIME ROSTER WITH STATISTICS

BRIAN COOK - 6-9, 258 - ILLINOIS

DECEMBER 4, 1980

REGULAR SEASON

G	MIN	FG	FGA	PCT	3P	3A	PCT	FT	FTA	PCT	OFF	DEF	TOT	AST	PF	DQ	STL	TO	BLK	PTS	AVG	HI	
2003-04	35	442	67	141	.475	0	5	.000	21	28	.750	31	70	101	20	64	0	16	17	16	155	4.4	16
2004-05	72	1087	176	422	.417	78	199	.392	28	37	.757	63	153	216	35	139	3	23	29	26	458	6.4	25
2005-06	81	1535	261	511	.511	36	84	.429	84	101	.832	88	186	274	74	205	3	37	61	32	642	7.9	28
2006-07	65	1018	185	408	.453	46	115	.400	34	47	.723	61	154	215	65	134	3	25	51	27	450	6.9	26
2007-08	6	70	4	21	.190	2	10	.200	4	4	1.000	4	6	10	3	6	0	2	4	0	14	2.3	10
TOT	259	4152	693	1503	.461	162	413	.392	171	217	.788	247	569	816	197	548	9	103	162	101	1719	6.6	-

PLAYOFFS

G	MIN	FG	FGA	PCT	3P	3A	PCT	FT	FTA	PCT	OFF	DEF	TOT	AST	PF	DQ	STL	TO	BLK	PTS	AVG	HI	
2003-04	13	45	5	15	.333	0	0	-	2	2	1.000	3	9	12	1	-	-	1	3	0	12	0.9	-
2005-06	7	78	18	46	.391	4	11	.364	4	4	1.000	11	11	22	8	-	-	1	3	0	44	6.3	-
2006-07	5	51	6	18	.333	3	7	.429	3	3	1.000	2	4	6	0	-	-	0	2	1	18	3.6	-
TOT	25	174	29	79	.367	7	18	.389	9	9	1.000	16	24	40	9	-	-	2	8	1	74	3.0	-

QUINN COOK - 6-1, 179 - DUKE

MARCH 23, 1993

REGULAR SEASON

G	MIN	FG	FGA	PCT	3P	3A	PCT	FT	FTA	PCT	OFF	DEF	TOT	AST	PF	DQ	STL	TO	BLK	PTS	AVG	HI	
2019-20	44	908	91	214	.425	31	85	.365	11	14	.786	11	40	51	49	27	0	12	33	2	224	5.1	22

PLAYOFFS

G	MIN	FG	FGA	PCT	3P	3A	PCT	FT	FTA	PCT	OFF	DEF	TOT	AST	PF	DQ	STL	TO	BLK	PTS	AVG	HI	
2019-20	6	24	5	10	.500	2	4	.500	1	1	1.000	0	1	1	5	1	0	0	1	0	13	2.2	5

DUANE COOPER - 6-1, 185 - USC

JUNE 25, 1969

REGULAR SEASON

G	MIN	FG	FGA	PCT	3P	3A	PCT	FT	FTA	PCT	OFF	DEF	TOT	AST	PF	DQ	STL	TO	BLK	PTS	AVG	HI	
1992-93	65	645	62	158	.392	7	30	.233	25	35	.714	13	37	50	150	66	0	18	69	2	156	2.4	9

PLAYOFFS

G	MIN	FG	FGA	PCT	3P	3A	PCT	FT	FTA	PCT	OFF	DEF	TOT	AST	PF	DQ	STL	TO	BLK	PTS	AVG	HI	
1992-93	2	4	0	6	.000	0	3	-	0	0	-	2	0	2	1	-	-	0	0	0	0.0	0	-

JOE COOPER - 6-10, 230 - COLORADO

JUNE 25, 1969

REGULAR SEASON

G	MIN	FG	FGA	PCT	3P	3A	PCT	FT	FTA	PCT	OFF	DEF	TOT	AST	PF	DQ	STL	TO	BLK	PTS	AVG	HI	
1982-83	2	11	1	4	.250	0	0	-	0	0	-	2	0	2	0	3	0	1	3	1	2	1.0	2

MICHAEL COOPER - 6-7, 170 - NEW MEXICO

APRIL 15, 1956

REGULAR SEASON

G	MIN	FG	FGA	PCT	3P	3A	PCT	FT	FTA	PCT	OFF	DEF	TOT	AST	PF	DQ	STL	TO	BLK	PTS	AVG	HI	
1978-79	3	7	3	6	.500	-	-	-	0	0	-	0	0	0	1	0	1	1	0	6	2.0	4	
1979-80	82	1973	303	578	.524	5	20	.250	111	143	.776	101	128	229	221	215	3	86	142	38	722	8.8	20
1980-81	81	2625	321	654	.491	4	19	.211	117	149	.785	121	215	336	332	249	4	133	164	78	763	9.4	20
1981-82	76	2197	383	741	.517	2	17	.118	139	171	.813	84	185	269	230	216	1	120	151	61	907	11.9	31
1982-83	82	2148	266	497	.535	5	21	.238	102	130	.785	82	192	274	315	208	0	115	128	50	639	7.8	20
1983-84	82	2387	273	549	.497	38	121	.314	155	185	.838	53	209	262	482	267	3	113	148	67	739	9.0	20
1984-85	82	2189	276	549	.465	35	123	.285	115	133	.865	56	199	255	429	208	0	93	156	49	702	8.6	19
1985-86	82	2269	274	606	.452	63	163	.387	147	170	.865	44	200	244	466	238	2	89	151	43	758	9.2	20
1986-87	82	2253	322	736	.438	89	231	.385	126	148	.851	58	196	254	373	199	1	78	102	43	859	10.5	24
1987-88	61	1793	189	482	.392	57	178	.320	97	113	.858	50	178	228	289	136	1	66	101	26	532	8.7	21
1988-89	80	1943	213	494	.431	80	210	.381	81	93	.871	33	158	191	314	186	0	72	94	32	587	7.3	18
1989-90	80	1851	191	493	.387	50	157	.318	83	94	.883	59	168	227	215	206	1	67	91	36	515	6.4	16
TOT	873	23635	3014	6429	.469	428	1260	.340	1273	1529	.833	741	2028	2769	3666	2329	16	1033	1429	523	7729	8.9	-

PLAYOFFS

G	MIN	FG	FGA	PCT	3P	3A	PCT	FT	FTA	PCT	OFF	DEF	TOT	AST	PF	DQ	STL	TO	BLK	PTS	AVG	HI	
1979-80	16	464	57	140	.407	0	2	.000	31	36	.861	28	31	59	58	-	-	24	29	11	145	9.1	-
1980-81	3	102	11	20	.550	0	3	.000	10	14	.714	2	8	10	7	-	-	6	7	0	32	10.7	-
1981-82	14	383	70	124	.565	1	2	.500	25	34	.735	19	42	61	62	-	-	24	29	11	166	11.9	-
1982-83	15	453	53	114	.465	1	7	.143	34	41	.829	12	47	59	44	-	-	26	23	6	141	9.4	-
1983-84	21	723	88	191	.461	12	36	.333	50	62	.806	20	62	82	119	-	-	24	29	20	238	11.3	-
1984-85	19	501	71	126	.563	8	26	.308	48	52	.923	12	64	76	93	-	-	21	36	9	198	10.4	-
1985-86	14	421	54	115	.470	19	41	.463	9	11	.818	16	30	46	68	-	-	18	21	4	136	9.7	-
1986-87	18	522	77	159	.484	34	70	.486	46	54	.852	8	51	59	90	-	-	25	37	14	234	13.0	-
1987-88	24	588	54	131	.412	25	62	.403	20	27	.741	15	43	58	66	-	-	19	21	9	153	6.4	-
1988-89	15	414	37	89	.416	21	55	.382	20	24	.833	9	31	40	71	-	-	9	17	8	115	7.7	-
1989-90	9	173	10	35	.286	3	12	.250	0	0	-	11	13	24	25	-	-	7	7	4	23	2.6	-
TOT	168	4744	582	1244	.468	124	316	.392	293	355	.825	152	422	574	703	-	-	203	256	96	1581	9.4	-

ALL-TIME ROSTER WITH STATISTICS

MEL COUNTS - 7-0, 230 - OREGON STATE

OCTOBER 16, 1941

REGULAR SEASON

G	MIN	FG	FGA	PCT	3P	3A	PCT	FT	FTA	PCT	OFF	DEF	TOT	AST	PF	DQ	STL	TO	BLK	PTS	AVG	HI
1966-67	31	517	112	252	.444	-	-	40	54	.741	-	-	189	22	102	4	-	-	-	264	8.5	-
1967-68	82	1739	384	808	.475	-	-	190	254	.748	-	-	732	139	309	6	-	-	-	958	11.7	-
1968-69	77	1866	390	867	.450	-	-	178	221	.805	-	-	600	109	223	5	-	-	-	958	12.4	-
1969-70	81	2193	434	1017	.427	-	-	156	201	.776	-	-	683	160	304	7	-	-	-	1024	12.6	-
1972-73	59	611	127	278	.457	-	-	39	58	.672	-	-	237	62	98	1	-	-	-	243	5.0	-
1973-74	45	499	61	167	.365	-	-	24	33	.727	56	90	146	54	85	2	20	-	23	146	3.2	16
TOT	334	7425	1442	3245	.444	-	-	603	788	.765	56	90	2447	494	1039	25	20	-	23	3509	10.5	-

PLAYOFFS

G	MIN	FG	FGA	PCT	3P	3A	PCT	FT	FTA	PCT	OFF	DEF	TOT	AST	PF	DQ	STL	TO	BLK	PTS	AVG	HI
1966-67	3	29	5	19	.263	-	-	4	4	1.000	-	-	8	0	-	-	-	-	-	14	4.7	-
1967-68	15	306	54	101	.535	-	-	21	31	.677	-	-	133	24	-	-	-	-	-	129	8.6	-
1968-69	18	442	74	192	.385	-	-	54	71	.761	-	-	143	25	-	-	-	-	-	202	11.2	-
1969-70	14	212	37	88	.420	-	-	11	13	.846	-	-	74	16	-	-	-	-	-	85	6.1	-
1972-73	17	327	61	133	.459	-	-	32	41	.780	-	-	104	28	-	-	-	-	-	154	9.1	-
1973-74	4	34	6	12	.500	-	-	0	0	-	-	-	6	2	-	-	-	-	-	12	3.0	-
TOT	71	1350	237	545	.435	-	-	122	160	.763	-	-	468	96	-	-	-	-	-	596	8.4	-

FREDDIE CRAWFORD - 6-4, 195 - ST. BONAVENTURE

DECEMBER 23, 1940

REGULAR SEASON

G	MIN	FG	FGA	PCT	3P	3A	PCT	FT	FTA	PCT	OFF	DEF	TOT	AST	PF	DQ	STL	TO	BLK	PTS	AVG	HI
1967-68	38	756	159	330	.482	-	-	74	120	.617	-	-	112	95	104	1	-	-	-	392	10.3	-
1968-69	81	1690	211	454	.465	-	-	83	154	.539	-	-	215	154	224	1	-	-	-	805	6.2	-
TOT	119	2446	370	784	.472	-	-	157	274	.573	-	-	327	249	328	2	-	-	-	997	7.5	-

PLAYOFFS

G	MIN	FG	FGA	PCT	3P	3A	PCT	FT	FTA	PCT	OFF	DEF	TOT	AST	PF	DQ	STL	TO	BLK	PTS	AVG	HI
1967-68	15	257	36	83	.434	-	-	19	35	.543	-	-	35	16	-	-	-	-	-	91	6.1	-
1968-69	5	20	2	4	.500	-	-	0	1	0.000	-	-	3	3	-	-	-	-	-	4	0.8	-
TOT	20	277	38	87	.437	-	-	19	36	.528	-	-	38	19	-	-	-	-	-	95	4.8	-

JOE CRISPIN - 6-0, 185 - PENN STATE

JULY 18, 1979

REGULAR SEASON

G	MIN	FG	FGA	PCT	3P	3A	PCT	FT	FTA	PCT	OFF	DEF	TOT	AST	PF	DQ	STL	TO	BLK	PTS	AVG	HI	
2001-02	6	27	3	12	.250	0	4	.000	4	5	.800	0	1	1	2	2	0	1	1	0	10	1.7	5

JAVARIS CRITTENDON - 6-5, 200 - GEORGIA TECH

DECEMBER 31, 1987

REGULAR SEASON

G	MIN	FG	FGA	PCT	3P	3A	PCT	FT	FTA	PCT	OFF	DEF	TOT	AST	PF	DQ	STL	TO	BLK	PTS	AVG	HI	
2007-08	22	171	26	53	.491	1	3	.333	19	28	.679	7	14	21	18	12	0	7	22	0	72	3.3	19

LLOYD DANIELS - 6-7, 205 - MT. SAN ANTONIO

SEPTEMBER 4, 1967

REGULAR SEASON

G	MIN	FG	FGA	PCT	3P	3A	PCT	FT	FTA	PCT	OFF	DEF	TOT	AST	PF	DQ	STL	TO	BLK	PTS	AVG	HI	
1994-95	25	541	71	182	.390	23	86	.267	20	25	.800	27	29	56	36	40	0	20	23	10	185	7.4	22

TROY DANIELS - 6-4, 205 - VIRGINIA COMMONWEALTH

JULY 15, 1991

REGULAR SEASON

G	MIN	FG	FGA	PCT	3P	3A	PCT	FT	FTA	PCT	OFF	DEF	TOT	AST	PF	DQ	STL	TO	BLK	PTS	AVG	HI	
2019-20	41	456	62	158	.392	40	112	.357	10	16	.625	12	34	46	14	30	0	8	9	3	174	4.2	17

ADRIAN DANTLEY - 6-5, 208 - NOTRE DAME

FEBRUARY 28, 1956

REGULAR SEASON

G	MIN	FG	FGA	PCT	3P	3A	PCT	FT	FTA	PCT	OFF	DEF	TOT	AST	PF	DQ	STL	TO	BLK	PTS	AVG	HI
1977-78	56	1985	377	725	.520	-	-	334	417	.801	171	233	404	188	157	1	70	161	7	1088	19.4	37
1978-79	60	1775	374	733	.510	-	-	292	342	.854	131	211	342	138	162	0	63	155	12	1040	17.3	40
TOT	116	3760	751	1458	.515	-	-	626	759	.825	302	444	746	326	319	1	133	316	19	2128	18.3	-

PLAYOFFS

G	MIN	FG	FGA	PCT	3P	3A	PCT	FT	FTA	PCT	OFF	DEF	TOT	AST	PF	DQ	STL	TO	BLK	PTS	AVG	HI
1977-78	3	104	20	35	.571	-	-	11	17	.647	-	-	25	11	-	-	5	-	3	51	17.0	-
1978-79	8	236	50	89	.562	-	-	41	52	.788	-	-	33	11	-	-	6	-	1	141	17.6	-
TOT	11	340	70	124	.565	-	-	52	69	.754	-	-	58	22	-	-	11	-	4	192	17.5	-

ANTHONY DAVIS - 6-10, 253 - KENTUCKY

MARCH 11, 1993

REGULAR SEASON

G	MIN	FG	FGA	PCT	3P	3A	PCT	FT	FTA	PCT	OFF	DEF	TOT	AST	PF	DQ	STL	TO	BLK	PTS	AVG	HI	
2019-20	62	2131	551	1096	.503	72	218	.330	444	525	.846	142	435	577	200	156	0	91	154	143	1618	26.1	50

PLAYOFFS

G	MIN	FG	FGA	PCT	3P	3A	PCT	FT	FTA	PCT	OFF	DEF	TOT	AST	PF	DQ	STL	TO	BLK	PTS	AVG	HI	
2019-20	21	769	205	359	.571	23	60	.383	149	179	.832	55	149	204	73	56	0	26	53	30	582	27.7	43

BRAD DAVIS - 6-3, 180 - MARYLAND

DECEMBER 17, 1955

REGULAR SEASON

G	MIN	FG	FGA	PCT	3P	3A	PCT	FT	FTA	PCT	OFF	DEF	TOT	AST	PF	DQ	STL	TO	BLK	PTS	AVG	HI
1977-78	33	334	30	72	.417	-	-	22	29	.759	4	31	35	83	39	1	15	35	2	82	2.5	10
1978-79	5	65	8	11	.727	-	-	3	4	.750	0	1	1	9	10	0	2	6	0	19	3.8	9
TOT	38	340	38	83	.458	-	-	25	33	.758	4	32	36	91	49	1	17	41	2	101	2.7	-

ALL-TIME ROSTER WITH STATISTICS

ED DAVIS - 6-10, 240 - NORTH CAROLINA

JUNE 5, 1989

REGULAR SEASON

G	MIN	FG	FGA	PCT	3P	3A	PCT	FT	FTA	PCT	OFF	DEF	TOT	AST	PF	DQ	STL	TO	BLK	PTS	AVG	HI	
2014-15	79	1840	282	469	.601	0	0	-	92	189	.487	230	370	600	94	202	4	49	58	98	656	8.3	20

LUOL DENG - 6-9, 220 - DUKE

APRIL 16, 1985

REGULAR SEASON

G	MIN	FG	FGA	PCT	3P	3A	PCT	FT	FTA	PCT	OFF	DEF	TOT	AST	PF	DQ	STL	TO	BLK	PTS	AVG	HI	
2015-16	56	1486	164	424	.387	31	165	.309	46	63	.730	63	232	295	74	61	0	48	43	20	425	7.6	22
2017-18	1	13	1	2	.500	0	0	0	0	0	0	0	0	0	0	0	0	1	0	2	2.0	2	
TOT	57	1499	165	426	.387	31	165	.309	46	63	.730	63	232	295	75	61	0	49	44	20	427	7.5	-

WALTER "CORKY" DEVLIN - 6-5, 195 - GEORGE WASHINGTON

DECEMBER 21, 1931

REGULAR SEASON

G	MIN	FG	FGA	PCT	3P	3A	PCT	FT	FTA	PCT	OFF	DEF	TOT	AST	PF	DQ	STL	TO	BLK	PTS	AVG	HI	
1957-58	70	1248	170	489	.348	-	-	-	133	172	.773	-	-	132	167	104	1	-	-	-	473	6.8	-

ERNIE DIGREGORIO - 6-0, 180 - PROVIDENCE

JANUARY 15, 1951

REGULAR SEASON

G	MIN	FG	FGA	PCT	3P	3A	PCT	FT	FTA	PCT	OFF	DEF	TOT	AST	PF	DQ	STL	TO	BLK	PTS	AVG	HI	
1977-78	25	332	41	100	.410	-	-	-	16	20	.800	5	18	23	71	22	0	6	46	0	98	3.9	11

VLADE DIVAC - 7-1, 260 - SERBIA

FEBRUARY 3, 1968

REGULAR SEASON

G	MIN	FG	FGA	PCT	3P	3A	PCT	FT	FTA	PCT	OFF	DEF	TOT	AST	PF	DQ	STL	TO	BLK	PTS	AVG	HI	
1989-90	82	1611	274	549	.499	0	5	.000	153	216	.708	167	345	512	75	240	2	79	110	114	701	8.5	25
1990-91	82	2310	360	637	.565	5	14	.357	196	279	.703	205	461	666	92	247	3	106	146	127	921	11.2	25
1991-92	36	979	157	317	.495	5	19	.263	86	112	.768	87	160	247	60	114	3	55	88	35	405	11.3	32
1992-93	82	2525	397	819	.485	21	75	.280	235	341	.689	220	509	729	232	311	7	128	214	140	1050	12.8	28
1993-94	79	2685	453	895	.506	9	47	.191	208	303	.686	282	569	851	307	288	5	92	191	112	1123	14.2	33
1994-95	80	2807	485	957	.507	10	53	.189	297	382	.777	261	568	829	329	305	8	109	205	174	1277	16.0	30
1995-96	79	2470	414	807	.513	3	18	.167	189	295	.641	198	481	679	261	274	5	76	199	131	1020	12.9	29
2004-05	15	130	13	31	.419	0	0	0	8	12	.667	18	14	32	19	25	0	4	14	1	34	2.3	8
TOT	535	15517	2553	5012	.509	53	231	.229	1372	1940	.707	1438	3107	4545	1375	1804	33	649	1167	834	6531	12.2	-

PLAYOFFS

G	MIN	FG	FGA	PCT	3P	3A	PCT	FT	FTA	PCT	OFF	DEF	TOT	AST	PF	DQ	STL	TO	BLK	PTS	AVG	HI	
1989-90	9	175	32	44	.727	1	2	.500	17	19	.895	16	32	48	10	-	-	8	13	15	82	9.1	-
1990-91	19	609	97	172	.564	1	6	.167	57	71	.803	49	78	127	21	-	-	27	41	41	252	13.3	-
1991-92	4	143	15	43	.349	0	2	.000	9	10	.900	6	16	22	15	-	-	5	18	3	39	9.8	-
1992-93	5	167	37	74	.500	4	9	.444	12	22	.545	17	30	47	28	-	-	6	11	12	90	18.0	-
1994-95	10	388	57	122	.467	2	9	.222	40	62	.645	34	51	85	31	-	-	8	28	13	156	15.6	-
1995-96	4	115	15	35	.429	1	5	.200	5	8	.625	11	19	30	8	-	-	0	8	5	36	9.0	-
TOT	51	1597	253	490	.516	9	33	.273	140	192	.729	133	226	359	113	-	-	54	119	89	655	12.8	-

LARRY DREW - 6-1 1/2, 175 - MISSOURI

APRIL 2, 1958

REGULAR SEASON

G	MIN	FG	FGA	PCT	3P	3A	PCT	FT	FTA	PCT	OFF	DEF	TOT	AST	PF	DQ	STL	TO	BLK	PTS	AVG	HI	
1989-90	80	1333	170	383	.444	32	81	.395	46	60	.767	12	86	98	217	92	0	47	95	4	418	5.2	15
1990-91	48	496	54	125	.432	14	33	.424	17	22	.773	5	29	34	118	40	0	15	49	1	139	2.9	11
TOT	128	1829	224	508	.441	46	114	.404	63	82	.768	17	115	132	335	132	0	62	144	5	557	4.4	-

PLAYOFFS

G	MIN	FG	FGA	PCT	3P	3A	PCT	FT	FTA	PCT	OFF	DEF	TOT	AST	PF	DQ	STL	TO	BLK	PTS	AVG	HI	
1989-90	7	51	3	8	.375	1	4	.250	5	6	.833	0	2	2	4	-	-	3	4	0	12	1.7	-
1990-91	18	116	14	33	.424	3	11	.273	4	6	.667	0	8	8	21	-	-	0	9	0	35	1.9	-
TOT	25	167	17	41	.415	4	15	.267	9	12	.750	0	10	10	25	-	-	3	13	0	47	1.9	-

JARED DUDLEY - 6-6, 237 - BOSTON COLLEGE

JULY 10, 1985

REGULAR SEASON

G	MIN	FG	FGA	PCT	3P	3A	PCT	FT	FTA	PCT	OFF	DEF	TOT	AST	PF	DQ	STL	TO	BLK	PTS	AVG	HI	
2019-20	45	364	24	60	.400	18	42	.429	2	2	1.000	6	46	52	28	41	0	15	8	3	68	1.5	9

PLAYOFFS

G	MIN	FG	FGA	PCT	3P	3A	PCT	FT	FTA	PCT	OFF	DEF	TOT	AST	PF	DQ	STL	TO	BLK	PTS	AVG	HI	
2019-20	9	31	0	4	.000	0	3	.000	0	0	---	0	2	2	0	2	0	4	2	1	0	0.0	-

CHRIS DUHON - 6-1, 190 - DUKE

AUGUST 31, 1982

REGULAR SEASON

G	MIN	FG	FGA	PCT	3P	3A	PCT	FT	FTA	PCT	OFF	DEF	TOT	AST	PF	DQ	STL	TO	BLK	PTS	AVG	HI	
2012-13	46	820	47	123	.382	33	91	.363	6	13	.462	11	57	68	133	56	0	20	40	1	133	2.9	14

PLAYOFFS

G	MIN	FG	FGA	PCT	3P	3A	PCT	FT	FTA	PCT	OFF	DEF	TOT	AST	PF	DQ	STL	TO	BLK	PTS	AVG	HI	
2012-13	2	68	4	11	.364	3	8	.375	0	0	-	1	2	3	7	4	0	2	5	1	11	5.5	-

WALTER DUKES - 7-0, 220 - SETON HALL

JUNE 23, 1930

REGULAR SEASON

G	MIN	FG	FGA	PCT	3P	3A	PCT	FT	FTA	PCT	OFF	DEF	TOT	AST	PF	DQ	STL	TO	BLK	PTS	AVG	HI	
1956-57	71	1866	228	626	.364	-	-	-	264	383	.689	-	-	794	54	273	10	-	-	-	720	10.1	-

PLAYOFFS

G	MIN	FG	FGA	PCT	3P	3A	PCT	FT	FTA	PCT	OFF	DEF	TOT	AST	PF	DQ	STL	TO	BLK	PTS	AVG	HI	
1956-57	5	177	24	57	.421	-	-	-	20	27	.741	-	-	74	5	-	-	-	-	-	68	13.6	-

ALL-TIME ROSTER WITH STATISTICS

JACK DWAN - 6-4, 200 - LOYLOA (CHICAGO)

MAY 3, 1921

REGULAR SEASON

G	MIN	FG	FGA	PCT	3P	3A	PCT	FT	FTA	PCT	OFF	DEF	TOT	AST	PF	DQ	STL	TO	BLK	PTS	AVG	HI
1948-49	60	-	121	.380	.318	-	-	34	69	.493	-	-	-	129	157	-	-	-	-	276	4.6	-

PLAYOFFS

G	MIN	FG	FGA	PCT	3P	3A	PCT	FT	FTA	PCT	OFF	DEF	TOT	AST	PF	DQ	STL	TO	BLK	PTS	AVG	HI
1948-49	10	0	7	.29	.241	-	-	4	9	.444	-	-	-	9	22	-	-	-	-	18	1.8	-

DEVIN EBANKS - 6-9, 215 - WEST VIRGINIA

OCTOBER 28, 1989

REGULAR SEASON

G	MIN	FG	FGA	PCT	3P	3A	PCT	FT	FTA	PCT	OFF	DEF	TOT	AST	PF	DQ	STL	TO	BLK	PTS	AVG	HI	
2010-11	20	118	21	51	.412	2	5	.400	18	23	.783	15	12	27	2	7	0	4	6	5	62	3.1	9
2011-12	24	396	37	89	.416	0	9	.000	23	35	.657	26	28	54	12	26	0	11	18	6	97	4.0	14
2012-13	19	197	24	73	.329	6	22	.273	11	14	.786	10	31	41	10	23	0	3	11	1	65	3.4	15
TOT	63	710	82	213	.385	8	36	.222	52	72	.722	51	71	122	24	56	0	18	35	12	224	3.6	-

PLAYOFFS

G	MIN	FG	FGA	PCT	3P	3A	PCT	FT	FTA	PCT	OFF	DEF	TOT	AST	PF	DQ	STL	TO	BLK	PTS	AVG	HI	
2011-12	9	126	16	39	.410	0	3	.000	5	8	.625	7	13	20	6	13	0	3	2	7	37	4.1	-

JAMES EDWARDS - 7-0 1/2, 255 - WASHINGTON

NOVEMBER 22, 1955

REGULAR SEASON

G	MIN	FG	FGA	PCT	3P	3A	PCT	FT	FTA	PCT	OFF	DEF	TOT	AST	PF	DQ	STL	TO	BLK	PTS	AVG	HI
1977-78	25	723	145	316	.459	-	-	80	125	.640	44	136	180	29	89	3	16	57	28	370	14.8	32
1992-93	52	617	122	270	.452	0	0	84	118	.712	30	70	100	41	122	0	10	51	7	328	6.3	17
1993-94	45	469	78	168	.464	0	0	54	79	.684	11	54	65	22	90	0	4	30	3	210	4.7	16
TOT	122	1809	345	754	.458	0	0	218	322	.677	85	260	345	92	301	3	30	138	38	908	7.4	-

PLAYOFFS

G	MIN	FG	FGA	PCT	3P	3A	PCT	FT	FTA	PCT	OFF	DEF	TOT	AST	PF	DQ	STL	TO	BLK	PTS	AVG	HI
1992-93	3	14	3	4	.750	0	0	0	0	-	0	2	2	0	-	-	0	1	0	6	2.0	-

JOHN EGAN - 6-0, 180 - PROVIDENCE

JANUARY 31, 1939

REGULAR SEASON

G	MIN	FG	FGA	PCT	3P	3A	PCT	FT	FTA	PCT	OFF	DEF	TOT	AST	PF	DQ	STL	TO	BLK	PTS	AVG	HI
1968-69	82	1805	246	597	.412	-	-	204	240	.850	-	-	147	215	206	1	-	-	-	696	8.5	-
1969-70	72	1627	215	491	.438	-	-	99	121	.818	-	-	104	216	171	2	-	-	-	529	7.3	-
TOT	154	3432	461	1088	.424	-	-	303	361	.839	-	-	251	431	377	3	-	-	-	1225	8.0	-

PLAYOFFS

G	MIN	FG	FGA	PCT	3P	3A	PCT	FT	FTA	PCT	OFF	DEF	TOT	AST	PF	DQ	STL	TO	BLK	PTS	AVG	HI
1968-69	18	571	94	217	.433	-	-	63	80	.788	-	-	44	70	-	-	-	-	-	251	13.9	-
1969-70	16	162	23	43	.535	-	-	10	11	.909	-	-	5	22	-	-	-	-	-	56	3.5	-
TOT	34	733	117	260	.450	-	-	73	91	.802	-	-	49	92	-	-	-	-	-	307	9.0	-

RAY ELLEFSON - 6-8, 230 - WEST TEXAS A&M

MAY 3, 1921

REGULAR SEASON

G	MIN	FG	FGA	PCT	3P	3A	PCT	FT	FTA	PCT	OFF	DEF	TOT	AST	PF	DQ	STL	TO	BLK	PTS	AVG	HI
1948-49	3	-	1	5	.200	-	-	0	0	-	-	-	-	0	2	-	-	-	-	2	0.7	-

WAYNE ELLINGTON - 6-4, 200 - NORTH CAROLINA

NOVEMBER 29, 1987

REGULAR SEASON

G	MIN	FG	FGA	PCT	3P	3A	PCT	FT	FTA	PCT	OFF	DEF	TOT	AST	PF	DQ	STL	TO	BLK	PTS	AVG	HI	
2014-15	65	1675	254	617	.412	90	243	.370	52	64	.813	31	179	210	105	77	0	33	50	2	650	10.0	28

ALEXANDER "BOO" ELLIS - 6-5, 185 - NIAGARA

FEBRUARY 11, 1936

REGULAR SEASON

G	MIN	FG	FGA	PCT	3P	3A	PCT	FT	FTA	PCT	OFF	DEF	TOT	AST	PF	DQ	STL	TO	BLK	PTS	AVG	HI
1958-59	72	1202	163	379	.430	-	-	102	144	.708	-	-	380	59	137	0	-	-	-	428	5.9	-
1959-60	46	671	64	185	.346	-	-	51	76	.671	-	-	236	27	64	2	-	-	-	179	3.9	-
TOT	118	1873	227	564	.410	-	-	153	220	.695	-	-	616	86	201	2	-	-	-	607	5.1	-

PLAYOFFS

G	MIN	FG	FGA	PCT	3P	3A	PCT	FT	FTA	PCT	OFF	DEF	TOT	AST	PF	DQ	STL	TO	BLK	PTS	AVG	HI
1958-59	13	255	35	80	.438	-	-	18	31	.581	-	-	93	16	-	-	-	-	-	88	6.8	-
1959-60	3	36	2	10	.200	-	-	4	8	.500	-	-	12	2	-	-	-	-	-	8	2.7	-
TOT	16	291	37	90	.411	-	-	22	39	.564	-	-	105	18	-	-	-	-	-	96	6.0	-

ALL-TIME ROSTER WITH STATISTICS

LEROY ELLIS - 6-11, 210 - ST. JOHN'S

MARCH 10, 1940

REGULAR SEASON

G	MIN	FG	FGA	PCT	3P	3A	PCT	FT	FTA	PCT	OFF	DEF	TOT	AST	PF	DQ	STL	TO	BLK	PTS	AVG	HI
1962-63	80	1628	222	530	.419	-	-	133	202	.658	-	-	518	46	194	1	-	-	-	577	7.2	-
1963-64	78	1459	200	473	.423	-	-	112	170	.659	-	-	498	41	192	3	-	-	-	512	6.6	-
1964-65	80	2026	311	700	.444	-	-	198	284	.697	-	-	652	49	196	3	-	-	-	820	10.3	-
1965-66	80	2219	393	927	.424	-	-	186	256	.727	-	-	735	74	232	3	-	-	-	972	12.2	-
1971-72	74	1081	138	300	.460	-	-	66	95	.695	-	-	310	46	115	0	-	-	-	362	4.6	-
1972-73	10	156	11	40	.275	-	-	4	8	.800	-	-	33	3	13	0	-	-	-	26	2.6	-
TOT	402	8569	1275	2970	.429	-	-	699	1012	.691	-	-	2746	259	943	8	-	-	-	3249	8.1	-

PLAYOFFS

G	MIN	FG	FGA	PCT	3P	3A	PCT	FT	FTA	PCT	OFF	DEF	TOT	AST	PF	DQ	STL	TO	BLK	PTS	AVG	HI
1962-63	13	302	27	53	.509	-	-	27	33	.818	-	-	85	13	-	-	-	-	-	81	6.2	-
1963-64	5	144	8	27	.296	-	-	11	15	.733	-	-	50	4	-	-	-	-	-	27	5.4	-
1964-65	11	405	57	145	.393	-	-	44	65	.677	-	-	133	7	-	-	-	-	-	158	14.4	-
1965-66	14	426	56	138	.406	-	-	25	39	.641	-	-	133	8	-	-	-	-	-	137	9.8	-
1971-72	13	134	19	41	.463	-	-	1	4	.250	-	-	41	10	-	-	-	-	-	39	3.0	-
TOT	56	1411	167	404	.413	-	-	108	156	.692	-	-	442	42	-	-	-	-	-	442	7.9	-

TYLER ENNIS - 6-3, 194 - SYRACUSE

AUGUST 24, 1994

REGULAR SEASON

G	MIN	FG	FGA	PCT	3P	3A	PCT	FT	FTA	PCT	OFF	DEF	TOT	AST	PF	DQ	STL	TO	BLK	PTS	AVG	HI	
2016-17	22	392	65	144	.451	21	54	.389	19	22	86.4	5	21	26	52	29	0	19	21	2	170	7.7	20
2017-18	54	683	94	224	.420	14	56	.250	22	29	.759	19	76	95	105	75	1	30	38	10	224	4.1	22
TOT	76	1075	159	368	.432	35	110	.318	41	51	.804	24	97	121	157	104	1	49	59	12	394	5.2	-

BO ERIAS - 6-3, 220 - NIAGARA

JULY 30, 1932

REGULAR SEASON

G	MIN	FG	FGA	PCT	3P	3A	PCT	FT	FTA	PCT	OFF	DEF	TOT	AST	PF	DQ	STL	TO	BLK	PTS	AVG	HI
1957-58	18	401	59	170	.347	-	-	30	47	.638	-	-	83	26	52	1	-	-	-	148	8.2	-

KEITH ERICKSON - 6-5, 195 - UCLA

APRIL 19, 1944

REGULAR SEASON

G	MIN	FG	FGA	PCT	3P	3A	PCT	FT	FTA	PCT	OFF	DEF	TOT	AST	PF	DQ	STL	TO	BLK	PTS	AVG	HI
1968-69	77	1974	264	629	.420	-	-	120	175	.686	-	-	308	194	222	6	-	-	-	648	8.4	-
1969-70	68	1755	258	563	.458	-	-	91	122	.746	-	-	304	209	175	3	-	-	-	607	8.9	-
1970-71	73	2272	369	783	.471	-	-	85	112	.759	-	-	404	223	241	4	-	-	-	823	11.3	-
1971-72	15	262	40	83	.482	-	-	6	7	.857	-	-	39	35	26	0	-	-	-	86	5.7	-
1972-73	76	1920	299	696	.460	-	-	89	110	.809	-	-	337	242	190	3	-	-	-	687	9.0	-
TOT	309	8163	1230	2754	.447	-	-	391	526	.743	-	-	1392	903	854	16	-	-	-	2851	9.2	-

PLAYOFFS

G	MIN	FG	FGA	PCT	3P	3A	PCT	FT	FTA	PCT	OFF	DEF	TOT	AST	PF	DQ	STL	TO	BLK	PTS	AVG	HI
1968-69	18	446	56	142	.394	-	-	15	25	.600	-	-	86	40	-	-	-	-	-	127	7.1	-
1969-70	17	553	71	153	.464	-	-	27	35	.771	-	-	77	74	-	-	-	-	-	169	9.9	-
1970-71	8	313	54	99	.545	-	-	17	22	.773	-	-	45	22	-	-	-	-	-	125	15.6	-
1972-73	17	404	66	147	.449	-	-	15	22	.682	-	-	59	30	-	-	-	-	-	147	8.6	-
TOT	60	1716	247	541	.457	-	-	74	104	.712	-	-	267	166	-	-	-	-	-	568	9.5	-

MAURICE EVANS - 6-5, 220 - TEXAS

NOVEMBER 8, 1978

REGULAR SEASON

G	MIN	FG	FGA	PCT	3P	3A	PCT	FT	FTA	PCT	OFF	DEF	TOT	AST	PF	DQ	STL	TO	BLK	PTS	AVG	HI	
2006-07	76	1732	234	542	.432	48	133	.361	122	155	.787	93	128	221	74	126	0	38	57	14	638	8.4	26
2007-08	7	96	9	28	.321	1	7	.143	12	15	.800	4	5	9	12	10	0	5	0	1	31	4.4	8
TOT	83	1828	243	570	.426	49	140	.350	134	170	.788	97	133	230	86	136	0	43	57	15	669	8.1	-

PLAYOFFS

G	MIN	FG	FGA	PCT	3P	3A	PCT	FT	FTA	PCT	OFF	DEF	TOT	AST	PF	DQ	STL	TO	BLK	PTS	AVG	HI	
2006-07	5	82	10	26	.385	5	13	.385	0	3	5	8	3	5	8	3	0	2	0	0	25	5.0	-

CHRISTIAN EYENGA - 6-5, 210 - DEMOCRATIC REPUBLIC OF THE CONGO

JUNE 22, 1989

REGULAR SEASON

G	MIN	FG	FGA	PCT	3P	3A	PCT	FT	FTA	PCT	OFF	DEF	TOT	AST	PF	DQ	STL	TO	BLK	PTS	AVG	HI
2011-12	1	19	3	6	.500	0	1	.000	2	2	1.000	1	2	1	0	0	0	1	1	8	8.0	8

PLAYOFFS

G	MIN	FG	FGA	PCT	3P	3A	PCT	FT	FTA	PCT	OFF	DEF	TOT	AST	PF	DQ	STL	TO	BLK	PTS	AVG	HI
2011-12	3	9	2	3	.667	0	0	0	1	.000	1	1	2	1	3	0	1	1	1	4	1.3	-

JOHN FAIRCHILD - 6-7 1/2, 205 - BRIGHAM YOUNG

APRIL 28, 1943

REGULAR SEASON

G	MIN	FG	FGA	PCT	3P	3A	PCT	FT	FTA	PCT	OFF	DEF	TOT	AST	PF	DQ	STL	TO	BLK	PTS	AVG	HI
1965-66	30	171	23	89	.258	-	-	14	20	.700	-	-	45	11	33	0	-	-	-	60	2.0	-

ALL-TIME ROSTER WITH STATISTICS

JORDAN FARMAR - 6-2, 180 - UCLA

NOVEMBER 30, 1986

REGULAR SEASON

G	MIN	FG	FGA	PCT	3P	3A	PCT	FT	FTA	PCT	OFF	DEF	TOT	AST	PF	DQ	STL	TO	BLK	PTS	AVG	HI	
2006-07	72	1090	124	294	.422	45	137	.328	27	38	.711	22	97	119	137	77	0	44	73	7	320	4.4	17
2007-08	82	1690	291	631	.461	114	307	.371	53	78	.679	39	144	183	225	105	0	77	108	5	749	9.1	24
2008-09	65	1192	161	412	.391	49	146	.336	45	77	.584	22	95	117	155	105	0	57	87	10	416	6.4	18
2009-10	82	1474	224	515	.435	86	229	.376	57	85	.671	14	117	131	127	109	0	52	72	11	591	7.2	24
2013-14	41	912	151	364	.415	70	160	.438	44	59	.746	20	84	104	199	65	0	38	95	8	416	10.1	30
TOT	342	6358	951	2216	.429	364	979	.372	226	337	.671	117	537	654	843	461	0	268	435	41	2492	7.3	-

PLAYOFFS

G	MIN	FG	FGA	PCT	3P	3A	PCT	FT	FTA	PCT	OFF	DEF	TOT	AST	PF	DQ	STL	TO	BLK	PTS	AVG	HI	
2006-07	5	114	12	28	.429	2	10	.200	6	7	.857	1	13	14	8	-	-	6	5	1	32	6.4	-
2007-08	21	360	44	115	.383	17	44	.386	14	16	.875	7	26	33	27	-	-	7	17	4	119	5.7	-
2008-09	20	260	34	87	.391	12	39	.308	14	19	.737	5	23	28	33	-	-	9	18	3	94	4.7	-
2009-10	23	301	38	94	.404	20	50	.400	9	13	.692	1	26	27	32	-	-	17	20	0	105	4.6	-
TOT	49	1036	128	324	.395	51	143	.356	43	55	.782	14	88	102	100	-	-	39	60	8	350	5.1	-

RON FEIEREISEL - 6-3, 185 - DEPAUL

AUGUST 6, 1931

REGULAR SEASON

G	MIN	FG	FGA	PCT	3P	3A	PCT	FT	FTA	PCT	OFF	DEF	TOT	AST	PF	DQ	STL	TO	BLK	PTS	AVG	HI	
1955-56	10	59	8	28	.286	-	-	-	14	16	.875	-	-	6	6	9	0	-	-	-	30	3.0	-

RAY FELIX - 6-11, 220 - LONG ISLAND

DECEMBER 10, 1930

REGULAR SEASON

G	MIN	FG	FGA	PCT	3P	3A	PCT	FT	FTA	PCT	OFF	DEF	TOT	AST	PF	DQ	STL	TO	BLK	PTS	AVG	HI	
1959-60	31	676	105	261	.402	-	-	-	51	79	.646	-	-	258	29	133	-	-	-	-	261	8.4	-
1960-61	78	1510	189	508	.372	-	-	-	135	193	.699	-	-	539	37	302	12	-	-	-	513	6.6	-
1961-62	80	1478	171	398	.430	-	-	-	90	130	.692	-	-	473	55	266	6	-	-	-	432	5.4	-
TOT	189	3684	465	1167	.398	-	-	-	276	402	.687	-	-	1270	121	701	18	-	-	-	1206	6.4	-

PLAYOFFS

G	MIN	FG	FGA	PCT	3P	3A	PCT	FT	FTA	PCT	OFF	DEF	TOT	AST	PF	DQ	STL	TO	BLK	PTS	AVG	HI	
1959-60	8	147	17	41	.415	-	-	-	18	25	.720	-	-	53	9	-	-	-	-	-	52	6.5	-
1960-61	12	339	46	109	.422	-	-	-	30	39	.769	-	-	125	10	-	-	-	-	-	122	10.2	-
1961-62	13	242	29	59	.492	-	-	-	28	38	.684	-	-	77	7	-	-	-	-	-	84	6.5	-
TOT	33	728	92	209	.440	-	-	-	74	102	.725	-	-	255	26	-	-	-	-	-	258	7.8	-

ARNIE FERRIN - 6-4, 180 - UTAH

JULY 29, 1925

REGULAR SEASON

G	MIN	FG	FGA	PCT	3P	3A	PCT	FT	FTA	PCT	OFF	DEF	TOT	AST	PF	DQ	STL	TO	BLK	PTS	AVG	HI	
1948-49	47	-	130	378	.344	-	-	-	85	128	.664	-	-	76	142	-	-	-	-	-	345	7.3	-
1949-50	63	-	132	396	.333	-	-	-	76	109	.697	-	-	95	147	-	-	-	-	-	340	5.4	-
1950-51	68	-	119	373	.319	-	-	-	114	164	.695	-	-	271	107	220	8	-	-	-	352	5.2	-
TOT	178	-	381	1147	.332	-	-	-	275	401	.686	-	-	271	278	509	8	-	-	-	1037	4.0	-

PLAYOFFS

G	MIN	FG	FGA	PCT	3P	3A	PCT	FT	FTA	PCT	OFF	DEF	TOT	AST	PF	DQ	STL	TO	BLK	PTS	AVG	HI	
1948-49	10	-	26	77	.338	-	-	-	30	45	.667	-	-	21	-	-	-	-	-	-	82	8.2	-
1949-50	12	-	33	97	.340	-	-	-	16	29	.552	-	-	30	-	-	-	-	-	-	82	6.8	-
1950-51	7	-	12	36	.333	-	-	-	17	18	.944	-	-	33	16	-	-	-	-	-	41	5.9	-
TOT	29	-	71	210	.338	-	-	-	63	92	.685	-	-	67	-	-	-	-	-	-	205	7.1	-

HENRY FINKEL - 7-0, 240 - DAYTON

APRIL 20, 1942

REGULAR SEASON

G	MIN	FG	FGA	PCT	3P	3A	PCT	FT	FTA	PCT	OFF	DEF	TOT	AST	PF	DQ	STL	TO	BLK	PTS	AVG	HI	
1966-67	27	141	17	47	.362	-	-	-	7	12	.583	-	-	64	5	39	1	-	-	-	41	1.5	-

ALL-TIME ROSTER WITH STATISTICS

DEREK FISHER - 6-1, 210 - ARKANSAS-LITTLE ROCK

AUGUST 9, 1974

REGULAR SEASON

Table with 23 columns: G, MIN, FG, FGA, PCT, 3P, 3A, PCT, FT, FTA, PCT, OFF, DEF, TOT, AST, PF, DQ, STL, TO, BLK, PTS, AVG, HI. Rows include seasons from 1996-97 to 2011-12 and a TOT row.

PLAYOFFS

Table with 23 columns: G, MIN, FG, FGA, PCT, 3P, 3A, PCT, FT, FTA, PCT, OFF, DEF, TOT, AST, PF, DQ, STL, TO, BLK, PTS, AVG, HI. Rows include seasons from 1996-97 to 2011-12 and a TOT row.

ED FLEMING - 6-3, 190 - NIAGARA

JULY 25, 1933

REGULAR SEASON

Table with 23 columns: G, MIN, FG, FGA, PCT, 3P, 3A, PCT, FT, FTA, PCT, OFF, DEF, TOT, AST, PF, DQ, STL, TO, BLK, PTS, AVG, HI. Rows include seasons 1957-58, 1958-59, 1959-60, and a TOT row.

PLAYOFFS

Table with 23 columns: G, MIN, FG, FGA, PCT, 3P, 3A, PCT, FT, FTA, PCT, OFF, DEF, TOT, AST, PF, DQ, STL, TO, BLK, PTS, AVG, HI. Row includes season 1958-59.

DON FORD - 6-8 1/2, 215 - CAL-SANTA BARBARA

DECEMBER 31, 1952

REGULAR SEASON

Table with 23 columns: G, MIN, FG, FGA, PCT, 3P, 3A, PCT, FT, FTA, PCT, OFF, DEF, TOT, AST, PF, DQ, STL, TO, BLK, PTS, AVG, HI. Rows include seasons from 1975-76 to 1979-80 and a TOT row.

PLAYOFFS

Table with 23 columns: G, MIN, FG, FGA, PCT, 3P, 3A, PCT, FT, FTA, PCT, OFF, DEF, TOT, AST, PF, DQ, STL, TO, BLK, PTS, AVG, HI. Rows include seasons 1974-77, 1977-78, 1978-79, and a TOT row.

DONALD FORMAN - 6-1, 175 - NEW YORK UNIVERSITY

JANUARY 17, 1926

REGULAR SEASON

Table with 23 columns: G, MIN, FG, FGA, PCT, 3P, 3A, PCT, FT, FTA, PCT, OFF, DEF, TOT, AST, PF, DQ, STL, TO, BLK, PTS, AVG, HI. Row includes season 1948-49.

PLAYOFFS

Table with 23 columns: G, MIN, FG, FGA, PCT, 3P, 3A, PCT, FT, FTA, PCT, OFF, DEF, TOT, AST, PF, DQ, STL, TO, BLK, PTS, AVG, HI. Row includes season 1948-49.

GREG FOSTER - 6-11, 250 - TEXAS-EL PASO

OCTOBER 3, 1968

REGULAR SEASON

Table with 23 columns: G, MIN, FG, FGA, PCT, 3P, 3A, PCT, FT, FTA, PCT, OFF, DEF, TOT, AST, PF, DQ, STL, TO, BLK, PTS, AVG, HI. Row includes season 2000-01.

PLAYOFFS

Table with 23 columns: G, MIN, FG, FGA, PCT, 3P, 3A, PCT, FT, FTA, PCT, OFF, DEF, TOT, AST, PF, DQ, STL, TO, BLK, PTS, AVG, HI. Row includes season 2000-01.

ALL-TIME ROSTER WITH STATISTICS

LARRY FOUST - 6-9, 250 - LA SALLE

JUNE 24, 1928

REGULAR SEASON																						
G	MIN	FG	FGA	PCT	3P	3A	PCT	FT	FTA	PCT	OFF	DEF	TOT	AST	PF	DQ	STL	TO	BLK	PTS	AVG	HI
1957-58	72	2200	391	982	.398	-	-	-	428	566	.756	-	-	876	108	299	11	-	-	1210	16.8	-
1958-59	72	1933	301	771	.390	-	-	-	280	366	.765	-	-	627	91	233	5	-	-	882	12.3	-
1959-60*	72	1864	312	766	.407	-	-	-	253	320	.791	-	-	621	96	241	7	-	-	877	12.2	-
TOT	216	6097	1004	2519	.399	-	-	-	961	1252	.768	-	-	2124	295	773	23	-	-	2969	13.7	-

PLAYOFFS																						
G	MIN	FG	FGA	PCT	3P	3A	PCT	FT	FTA	PCT	OFF	DEF	TOT	AST	PF	DQ	STL	TO	BLK	PTS	AVG	HI
1958-59	13	404	56	134	.418	-	-	-	41	50	.820	-	-	136	12	-	-	-	-	153	11.8	-

RICK FOX - 6-7, 235 - NORTH CAROLINA

JULY 24, 1969

REGULAR SEASON																							
G	MIN	FG	FGA	PCT	3P	3A	PCT	FT	FTA	PCT	OFF	DEF	TOT	AST	PF	DQ	STL	TO	BLK	PTS	AVG	HI	
1997-98	82	2709	363	771	.471	86	265	.325	171	230	.743	78	280	358	276	309	4	100	201	48	983	12.0	31
1998-99	44	944	148	330	.448	32	95	.337	66	89	.742	26	63	89	89	114	1	28	56	10	394	9.0	24
1999-00	82	1473	206	498	.414	59	181	.326	63	78	.808	63	135	198	138	203	1	52	87	26	534	6.5	20
2000-01	82	2291	287	646	.444	118	300	.393	95	122	.779	80	245	325	262	225	1	70	136	29	787	9.6	22
2001-02	82	2289	255	605	.421	65	208	.313	70	85	.824	90	299	389	283	244	2	67	132	21	645	7.9	18
2002-03	76	2181	262	621	.422	105	280	.375	52	69	.754	64	259	323	253	215	4	69	121	14	681	9.0	23
2003-04	38	846	73	186	.392	15	61	.246	22	30	.733	29	73	102	98	99	2	29	48	4	183	4.8	11
TOT	486	12733	1594	3657	.436	480	1390	.345	539	703	.767	430	1354	1784	1399	1409	15	415	781	152	4207	8.7	-

PLAYOFFS																							
G	MIN	FG	FGA	PCT	3P	3A	PCT	FT	FTA	PCT	OFF	DEF	TOT	AST	PF	DQ	STL	TO	BLK	PTS	AVG	HI	
1997-98	13	428	51	114	.447	21	53	.396	19	23	.826	18	40	58	51	-	-	11	21	3	142	10.9	-
1998-99	8	181	24	60	.400	4	21	.190	1	1	1.000	9	13	22	12	-	-	4	14	5	53	6.6	-
1999-00	23	331	33	73	.452	18	39	.462	16	21	.762	11	27	38	28	-	-	9	16	0	100	4.3	-
2000-01	16	573	58	129	.450	18	57	.316	26	30	.867	13	66	79	57	-	-	31	36	7	160	10.0	-
2001-02	19	652	67	139	.482	15	43	.349	37	49	.755	24	78	102	64	-	-	21	45	6	186	9.8	-
2002-03	4	79	8	18	.444	5	10	.500	3	4	.750	2	4	6	7	-	-	1	4	1	24	6.0	-
2003-04	16	145	8	20	.400	1	7	.143	1	2	.500	6	17	23	18	-	-	3	9	2	18	1.1	-
TOT	99	2389	249	553	.450	82	230	.357	103	130	.792	83	245	328	237	-	-	80	145	24	683	6.9	-

DONNIE FREEMAN - 6-3, 185 - ILLINOIS

JULY 18, 1944

REGULAR SEASON																							
G	MIN	FG	FGA	PCT	3P	3A	PCT	FT	FTA	PCT	OFF	DEF	TOT	AST	PF	DQ	STL	TO	BLK	PTS	AVG	HI	
1975-76	64	1480	263	606	.434	-	-	-	163	199	.819	72	108	180	171	160	1	57	-	11	689	10.8	25

JAMES FRITSCHKE - 6-8, 210 - HAMLINE

DECEMBER 10, 1931

REGULAR SEASON																							
G	MIN	FG	FGA	PCT	3P	3A	PCT	FT	FTA	PCT	OFF	DEF	TOT	AST	PF	DQ	STL	TO	BLK	PTS	AVG	HI	
1953-54*	68	1221	116	379	.306	-	-	-	49	68	.721	-	-	217	73	103	0	-	-	-	281	4.1	-

CHANNING FRYE - 6-11, 255 - ARIZONA

MAY 17, 1983

REGULAR SEASON																							
G	MIN	FG	FGA	PCT	3P	3A	PCT	FT	FTA	PCT	OFF	DEF	TOT	AST	PF	DQ	STL	TO	BLK	PTS	AVG	HI	
2017-18	9	150	20	43	.465	9	25	.360	3	4	.750	2	23	25	10	15	0	1	4	1	52	5.8	19

EARL "RED" GARDNER - 6-3, 195 - DEPAUW

SEPTEMBER 18, 1923

REGULAR SEASON																							
G	MIN	FG	FGA	PCT	3P	3A	PCT	FT	FTA	PCT	OFF	DEF	TOT	AST	PF	DQ	STL	TO	BLK	PTS	AVG	HI	
1948-49	50	-	38	101	.376	-	-	-	13	28	.464	-	-	-	19	50	-	-	-	-	89	1.8	-

DICK GARMAKER - 6-3, 205 - MINNESOTA

OCTOBER 29, 1932

REGULAR SEASON																							
G	MIN	FG	FGA	PCT	3P	3A	PCT	FT	FTA	PCT	OFF	DEF	TOT	AST	PF	DQ	STL	TO	BLK	PTS	AVG	HI	
1955-56	68	870	138	373	.370	-	-	-	112	139	.806	-	-	132	104	127	0	-	-	-	388	5.7	-
1956-57	72	2406	406	1015	.400	-	-	-	345	435	.839	-	-	336	190	199	1	-	-	-	1177	16.3	-
1957-58	68	2216	390	988	.395	-	-	-	314	411	.764	-	-	365	183	190	2	-	-	-	1094	16.1	-
1958-59	72	2493	350	885	.395	-	-	-	284	368	.772	-	-	325	211	226	3	-	-	-	984	13.7	-
1959-60	44	1187	198	525	.377	-	-	-	117	163	.718	-	-	189	133	126	-	-	-	-	513	11.7	-
TOT	324	9172	1482	3786	.391	-	-	-	1192	1516	.786	-	-	1347	821	868	6	-	-	-	4156	12.8	-

PLAYOFFS																							
G	MIN	FG	FGA	PCT	3P	3A	PCT	FT	FTA	PCT	OFF	DEF	TOT	AST	PF	DQ	STL	TO	BLK	PTS	AVG	HI	
1955-56	3	42	7	19	.368	-	-	-	16	17	.941	-	-	8	11	-	-	-	-	-	30	10.0	-
1956-57	5	187	19	69	.275	-	-	-	27	32	.844	-	-	35	17	-	-	-	-	-	65	13.0	-
1958-59	13	439	70	165	.424	-	-	-	49	63	.778	-	-	55	39	-	-	-	-	-	189	14.5	-
TOT	21	668	96	253	.379	-	-	-	92	112	.821	-	-	98	67	-	-	-	-	-	284	13.5	-

CALVIN GARRETT - 6-7, 190 - ORAL ROBERTS

JULY 11, 1956

REGULAR SEASON																							
G	MIN	FG	FGA	PCT	3P	3A	PCT	FT	FTA	PCT	OFF	DEF	TOT	AST	PF	DQ	STL	TO	BLK	PTS	AVG	HI	
1983-84	41	478	78	152	.513	2	6	.333	30	39	.769	24	47	71	31	62	2	12	34	2	188	4.6	16

DICK GARRETT - 6-3, 185 - SOUTHERN ILLINOIS

JANUARY 31, 1947

REGULAR SEASON																							
G	MIN	FG	FGA	PCT	3P	3A	PCT	FT	FTA	PCT	OFF	DEF	TOT	AST	PF	DQ	STL	TO	BLK	PTS	AVG	HI	
1969-70	73	2318	354	816	.434	-	-	-	138	162	.852	-	-	235	180	236	5	-	-	-	846	11.6	-

PLAYOFFS																							
G	MIN	FG	FGA	PCT	3P	3A	PCT	FT	FTA	PCT	OFF	DEF	TOT	AST	PF	DQ	STL	TO	BLK	PTS	AVG	HI	
1969-70	18	595	101	198	.510	-	-	-	28	32	.875	-	-	52	39	-	-	-	-	-	230	12.8	-

* Played with multiple teams (cumulative stats only available)

ALL-TIME ROSTER WITH STATISTICS

PAU GASOL - 7-0, 275 - SPAIN

JULY 6, 1980

REGULAR SEASON

	G	MIN	FG	FGA	PCT	3P	3A	PCT	FT	FTA	PCT	OFF	DEF	TOT	AST	PF	DQ	STL	TO	BLK	PTS	AVG	HI
2007-08	27	918	196	333	.589	0	1	.000	116	147	.789	61	150	211	95	54	0	14	44	42	508	18.8	31
2008-09	81	2999	592	1045	.567	1	2	.500	343	439	.781	262	518	780	284	172	0	52	157	81	1528	18.9	36
2009-10	65	2403	452	844	.536	0	5	.000	286	362	.790	243	491	734	218	152	0	37	143	113	1190	18.3	32
2010-11	82	3037	593	1120	.529	1	3	.333	354	430	.823	268	568	836	273	203	2	48	142	130	1541	18.8	34
2011-12	65	2430	459	917	.501	7	27	.259	297	361	.823	183	495	678	238	127	0	37	142	88	1129	17.4	30
2012-13	49	1655	270	379	.446	8	28	.286	125	178	.702	111	310	421	200	93	0	24	104	61	423	13.7	26
2013-14	60	1884	425	885	.480	4	14	.286	187	254	.736	124	456	580	201	124	0	27	141	92	1041	17.4	29
TOT	429	15326	2987	5723	.522	21	80	.263	1615	2071	.780	1252	2988	4240	1508	925	2	239	873	607	7610	17.7	-

PLAYOFFS

	G	MIN	FG	FGA	PCT	3P	3A	PCT	FT	FTA	PCT	OFF	DEF	TOT	AST	PF	DQ	STL	TO	BLK	PTS	AVG	HI
2007-08	21	836	141	266	.530	0	0	-	72	104	.692	55	140	195	83	60	0	11	44	40	354	16.9	-
2008-09	23	931	160	276	.580	0	0	-	100	140	.714	68	181	249	58	69	0	19	44	45	420	18.3	-
2009-10	23	913	165	304	.539	0	3	.000	120	158	.759	92	163	255	81	63	1	9	44	48	450	19.6	-
2010-11	10	358	47	112	.420	1	2	.500	36	45	.800	32	46	78	38	33	1	4	17	17	131	13.1	-
2011-12	12	444	62	143	.434	2	5	.400	24	29	.828	38	76	114	44	36	0	6	20	25	150	12.5	-
2012-13	4	146	25	52	.481	0	0	-	6	11	.545	7	39	46	26	4	0	2	13	3	56	14.0	-
TOT	93	3628	600	1155	.519	3	10	.300	358	487	.735	292	645	937	330	265	2	51	182	178	1561	16.8	-

DEVEAN GEORGE - 6-8, 235 - AUGSBURG

AUGUST 29, 1977

REGULAR SEASON

	G	MIN	FG	FGA	PCT	3P	3A	PCT	FT	FTA	PCT	OFF	DEF	TOT	AST	PF	DQ	STL	TO	BLK	PTS	AVG	HI
1999-00	49	345	56	144	.389	16	47	.340	27	41	.659	29	46	75	12	54	0	10	21	4	155	3.2	14
2000-01	59	593	64	207	.309	15	68	.221	39	55	.709	35	75	110	19	87	1	15	34	15	182	3.1	10
2001-02	82	1759	215	523	.411	66	178	.371	85	126	.675	78	225	303	111	190	3	71	66	42	581	7.1	17
2002-03	71	1613	180	461	.390	49	132	.371	83	105	.790	91	195	286	92	180	2	56	65	38	492	6.9	25
2003-04	82	1951	233	571	.408	65	186	.349	73	96	.760	87	245	332	112	189	4	81	88	38	604	7.4	24
2004-05	15	306	37	104	.356	21	58	.362	15	20	.750	13	40	53	14	32	1	8	12	2	110	7.3	18
2005-06	71	1542	170	425	.400	50	160	.313	58	86	.674	82	192	274	68	159	1	66	54	34	448	6.3	21
TOT	429	8109	955	2435	.392	282	829	.340	380	529	.718	415	1018	1433	428	891	12	307	340	173	2572	6.0	-

PLAYOFFS

	G	MIN	FG	FGA	PCT	3P	3A	PCT	FT	FTA	PCT	OFF	DEF	TOT	AST	PF	DQ	STL	TO	BLK	PTS	AVG	HI
1999-00	9	45	7	19	.368	2	10	.200	6	11	.545	4	6	10	2	-	-	1	3	0	22	2.4	-
2000-01	7	27	6	12	.500	1	2	.500	3	2	5	1	-	-	0	-	0	3	0	14	2.0	-	
2001-02	19	327	38	104	.365	8	35	.229	11	15	.733	24	44	68	11	-	-	11	12	10	95	5.0	-
2002-03	11	318	35	78	.449	10	30	.333	8	9	.889	11	38	49	24	-	-	11	12	4	88	8.0	-
2003-04	22	470	43	100	.430	22	59	.373	13	20	.650	11	39	50	11	-	-	21	11	8	121	5.5	-
2005-06	7	121	13	34	.382	9	21	.429	2	5	4.00	2	14	16	4	-	-	4	0	1	37	5.3	-
TOT	75	1308	142	347	.409	52	157	.331	41	62	.661	55	143	198	53	-	-	48	41	23	377	5.0	-

MEL GIBSON - 6-3, 180 - WESTERN CAROLINA

DECEMBER 31, 1940

REGULAR SEASON

	G	MIN	FG	FGA	PCT	3P	3A	PCT	FT	FTA	PCT	OFF	DEF	TOT	AST	PF	DQ	STL	TO	BLK	PTS	AVG	HI
1963-64	9	53	6	20	.300	-	-	-	1	2	5.00	-	-	4	6	10	0	-	-	-	13	1.4	-

NORMIE GLICK - 6-7, 205 - LOYOLA MARYMOUNT

NOVEMBER 10, 1927

REGULAR SEASON

	G	MIN	FG	FGA	PCT	3P	3A	PCT	FT	FTA	PCT	OFF	DEF	TOT	AST	PF	DQ	STL	TO	BLK	PTS	AVG	HI
1949-50	1	-	1	1	1.000	-	-	-	0	0	-	-	-	-	1	2	-	-	-	-	2	2.0	-

GAIL GOODRICH - 6-1, 170 - UCLA

APRIL 23, 1943

REGULAR SEASON

	G	MIN	FG	FGA	PCT	3P	3A	PCT	FT	FTA	PCT	OFF	DEF	TOT	AST	PF	DQ	STL	TO	BLK	PTS	AVG	HI
1965-66	65	1008	203	503	.404	-	-	-	103	149	.691	-	-	130	103	103	1	-	-	-	509	7.8	-
1966-67	77	1780	352	776	.454	-	-	-	253	337	.751	-	-	251	210	294	3	-	-	-	957	12.4	-
1967-68	79	2057	395	812	.486	-	-	-	302	392	.770	-	-	199	205	228	2	-	-	-	1092	13.8	-
1970-71	79	2808	558	1174	.475	-	-	-	264	343	.770	-	-	260	380	258	3	-	-	-	1380	17.5	-
1971-72	82	3040	826	1695	.487	-	-	-	475	559	.850	-	-	295	365	210	0	-	-	-	2127	25.9	-
1972-73	76	2697	750	1615	.464	-	-	-	314	374	.840	-	-	263	332	193	1	-	-	-	1814	23.9	-
1973-74	82	3061	784	1773	.442	-	-	-	508	588	.864	95	155	250	427	227	3	126	-	12	2076	25.3	49
1974-75	72	2668	656	1429	.459	-	-	-	318	378	.841	96	123	219	420	214	1	102	-	6	1630	22.6	53
1975-76	75	2646	583	1321	.441	-	-	-	293	346	.847	94	120	214	421	238	3	123	-	17	1459	19.5	37
TOT	687	21765	5107	11098	.460	-	-	-	2830	3466	.817	285	398	2081	2863	1865	17	351	-	35	13044	19.0	-

PLAYOFFS

	G	MIN	FG	FGA	PCT	3P	3A	PCT	FT	FTA	PCT	OFF	DEF	TOT	AST	PF	DQ	STL	TO	BLK	PTS	AVG	HI
1965-66	11	290	43	92	.467	-	-	-	29	43	.674	-	-	42	33	-	-	-	-	-	115	10.5	-
1966-67	3	81	11	31	.355	-	-	-	11	18	.611	-	-	9	10	-	-	-	-	-	33	11.0	-
1967-68	10	100	23	47	.489	-	-	-	14	18	.778	-	-	14	14	-	-	-	-	-	60	6.0	-
1970-71	12	518	105	247	.425	-	-	-	95	113	.841	-	-	38	91	-	-	-	-	-	305	25.4	-
1971-72	15	575	130	292	.445	-	-	-	97	108	.898	-	-	38	50	-	-	-	-	-	357	23.8	-

ALL-TIME ROSTER WITH STATISTICS

ANDREW GOUDELOCK - 6-3, 200 - COLLEGE OF CHARLESTON

DECEMBER 7, 1988

REGULAR SEASON

	G	MIN	FG	FGA	PCT	3P	3A	PCT	FT	FTA	PCT	OFF	DEF	TOT	AST	PF	DQ	STL	TO	BLK	PTS	AVG	HI
2011-12	40	419	68	174	.391	28	75	.373	11	12	.917	5	26	31	20	32	0	4	21	0	175	4.4	14
TOT	41	425	68	176	.386	28	75	.373	11	12	.917	6	26	32	20	32	0	4	21	0	175	4.3	-

PLAYOFFS

	G	MIN	FG	FGA	PCT	3P	3A	PCT	FT	FTA	PCT	OFF	DEF	TOT	AST	PF	DQ	STL	TO	BLK	PTS	AVG	HI
2011-12	4	10	2	3	.667	1	1.000	0	0	0	0	0	1	1	0	1	0	0	0	0	5	1.3	-
2012-13	3	80	16	36	.444	2	10	.200	2	2	1.000	1	4	5	3	7	0	5	4	0	36	12.0	-
TOT	7	90	18	39	.462	3	11	.273	2	2	1.000	1	5	6	3	8	0	5	4	0	41	5.9	-

BRIAN GRANT - 6-9, 254 - XAVIER

MARCH 5, 1972

REGULAR SEASON

	G	MIN	FG	FGA	PCT	3P	3A	PCT	FT	FTA	PCT	OFF	DEF	TOT	AST	PF	DQ	STL	TO	BLK	PTS	AVG	HI
2004-05	69	1136	103	209	.493	0	0	-	57	79	.722	101	156	257	34	175	2	23	43	23	263	3.8	13

BUD GRANT - 6-3, 195 - MINNESOTA

MAY 20, 1927

REGULAR SEASON

	G	MIN	FG	FGA	PCT	3P	3A	PCT	FT	FTA	PCT	OFF	DEF	TOT	AST	PF	DQ	STL	TO	BLK	PTS	AVG	HI
1949-50	35	-	42	115	.365	-	-	-	7	17	.412	-	-	-	19	36	-	-	-	-	91	2.6	-
1950-51	61	-	93	184	.288	-	-	-	52	83	.627	-	-	115	71	106	0	-	-	-	158	2.6	-
TOT	96	-	53	299	.318	-	-	-	59	100	.590	-	-	115	90	142	0	-	-	-	249	2.6	-

PLAYOFFS

	G	MIN	FG	FGA	PCT	3P	3A	PCT	FT	FTA	PCT	OFF	DEF	TOT	AST	PF	DQ	STL	TO	BLK	PTS	AVG	HI
1949-50	11	-	18	45	.400	-	-	-	7	14	.500	-	-	7	25	-	-	-	-	-	43	3.9	-
1950-51	6	-	4	11	.364	-	-	-	3	3	1.000	-	-	0	12	-	-	-	-	-	11	1.8	-
TOT	17	-	22	56	.393	-	-	-	10	17	.588	-	-	7	37	-	-	-	-	-	54	3.2	-

HORACE GRANT - 6-10, 245 - CLEMSON

JULY 4, 1965

REGULAR SEASON

	G	MIN	FG	FGA	PCT	3P	3A	PCT	FT	FTA	PCT	OFF	DEF	TOT	AST	PF	DQ	STL	TO	BLK	PTS	AVG	HI
2000-01	77	2390	263	569	.462	0	3.000	131	169	.775	220	325	545	121	181	2	51	48	61	657	8.5	19	
2003-04	55	1104	92	224	.411	0	1.000	39	54	.722	79	154	233	71	70	1	24	29	21	223	4.1	14	
TOT	132	3496	355	793	.448	0	4.000	170	223	.762	299	479	778	192	251	3	75	77	82	880	6.7	-	

PLAYOFFS

	G	MIN	FG	FGA	PCT	3P	3A	PCT	FT	FTA	PCT	OFF	DEF	TOT	AST	PF	DQ	STL	TO	BLK	PTS	AVG	HI
2000-01	16	423	37	96	.385	0	0	-	22	30	.733	40	56	96	19	-	15	15	13	96	6.0	-	

TRAVIS GRANT - 6-8, 215 - KENTUCKY STATE

JANUARY 1, 1950

REGULAR SEASON

	G	MIN	FG	FGA	PCT	3P	3A	PCT	FT	FTA	PCT	OFF	DEF	TOT	AST	PF	DQ	STL	TO	BLK	PTS	AVG	HI
1972-73	33	153	51	116	.440	-	-	-	23	26	.885	-	-	52	7	19	0	-	-	-	125	3.8	-
1973-74	3	6	1	4	.250	-	-	-	1	3	.333	0	1	1	0	1	0	0	0	0	3	1.0	3
TOT	36	159	52	120	.433	-	-	-	24	29	.828	0	1	53	7	20	0	0	0	0	128	3.6	-

PLAYOFFS

	G	MIN	FG	FGA	PCT	3P	3A	PCT	FT	FTA	PCT	OFF	DEF	TOT	AST	PF	DQ	STL	TO	BLK	PTS	AVG	HI
1972-73	2	11	4	6	.667	-	-	-	0	0	-	-	-	4	0	-	-	-	-	-	8	4.0	-

A.C. GREEN - 6-9, 230 - OREGON STATE

OCTOBER 4, 1963

REGULAR SEASON

	G	MIN	FG	FGA	PCT	3P	3A	PCT	FT	FTA	PCT	OFF	DEF	TOT	AST	PF	DQ	STL	TO	BLK	PTS	AVG	HI
1985-86	82	1542	209	388	.539	1	6	.167	102	167	.611	160	221	381	54	229	2	49	99	49	521	6.4	21
1986-87	79	2240	316	587	.538	0	5	.000	220	282	.780	210	405	615	84	171	0	70	102	80	852	10.8	26
1987-88	82	2636	322	640	.503	0	2	.000	293	379	.773	245	465	710	93	204	0	87	120	45	937	11.4	28
1988-89	82	2510	401	758	.529	4	17	.235	282	359	.786	258	481	739	103	172	0	94	119	55	1088	13.3	33
1989-90	82	2709	395	806	.478	13	46	.283	278	370	.751	262	450	712	90	207	0	66	116	50	1061	12.9	27
1990-91	82	2164	258	542	.476	11	55	.200	223	302	.738	201	315	516	71	117	0	59	29	23	750	9.1	21
1991-92	82	2902	382	803	.476	12	56	.214	340	457	.744	306	456	762	117	141	0	91	111	36	1116	13.6	28
1992-93	82	2819	379	706	.537	16	46	.348	277	375	.739	287	424	711	116	149	0	88	116	39	1051	12.8	30
1999-00	82	1929	173	387	.447	1	4	.250	66	95	.695	160	326	486	80	127	0	53	53	18	413	5.0	14
TOT	735	21451	2825	5617	.503	58	237	.248	2081	2786	.747	2089	3543	5632	808	1517	2	657	935	395	7789	10.6	-

PLAYOFFS

	G	MIN	FG	FGA	PCT	3P	3A	PCT	FT	FTA	PCT	OFF	DEF	TOT	AST	PF	DQ	STL	TO	BLK	PTS	AVG	HI
1985-86	9	106	9	17	.529	0	0	-	4	9	.444	3	13	16	0	-	-	1	4	3	22	2.4	-
1986-87	18	505	7	130	.546	0	0	-	65	87	.747	54	88	142	11	-	-	9	17	8	207	11.5	-
1987-88	24	726	92	169	.544	0	0	-	55	73	.753	57	118	175	20	-	-	11	26	12	239	10.0	-
1988-89	15	502	47	114	.412	0	3	.000	58	76	.763	38	99	137	18	-	-	16	23	6	152	10.1	-
1989-90	9	252	41	79	.519	0	0	-	24	32	.750	34	47	81	9	-	-	5	14	4	106	11.8	-
1990-91	19	400	41	97	.423	4	8	.500	38	54	.704	46	56	102	9	-	-	12	19	3	124	6.5	-
1991-92	4	153	16	39	.410	0	0	-	19	23	.826	15	21	36	7	-	-	7	5	0	51	12.8	-
1992-93	5	220	18	42	.429	0	0	-	619	26	.47	73	13	-	-	-	-	7	9	3	49	9.8	-
1999-00	23	429	37	90	.411	0	0	-	16	23	.696	43	53	96	13	-	-	14	9	3	90	3.9	-
TOT	126	3293	372	777	.479	4	16	.250	292	398	.734	316	542	858	100	-	-	82	126	42	1040	8.3	-

DANNY GREEN - 6-6, 215 - NORTH CAROLINA

JUNE 22, 1987

REGULAR SEASON

	G	MIN	FG	FGA	PCT	3P	3A	PCT	FT	FTA	PCT	OFF	DEF	TOT	AST	PF	DQ	STL	TO	BLK	PTS	AVG	HI
2019-20	68	1687	197	474	.416	120	327	.367	33	48	.688	51	174	225	91	136	0	85	63	32	547	8.0	28

PLAYOFFS

	G
--	---

ALL-TIME ROSTER WITH STATISTICS

DEVIN GREEN - 6-7, 210 - HAMPTON

OCTOBER 25, 1982

REGULAR SEASON

G	MIN	FG	FGA	PCT	3P	3A	PCT	FT	FTA	PCT	OFF	DEF	TOT	AST	PF	DQ	STL	TO	BLK	PTS	AVG	HI	
2005-06	27	135	6	28	.214	0	2	.000	13	21	.619	10	14	24	7	13	0	3	5	0	25	0.9	5

JERRY GROTE - 6-4, 215 - LMU

DECEMBER 28, 1940

REGULAR SEASON

G	MIN	FG	FGA	PCT	3P	3A	PCT	FT	FTA	PCT	OFF	DEF	TOT	AST	PF	DQ	STL	TO	BLK	PTS	AVG	HI
1964-65	11	33	6	11	.545	-	-	2	2	1.000	-	-	4	4	5	0	-	-	-	14	1.3	-

PETUR GUDMUNDSSON - 7-2, 260 - WASHINGTON

OCTOBER 30, 1958

REGULAR SEASON

G	MIN	FG	FGA	PCT	3P	3A	PCT	FT	FTA	PCT	OFF	DEF	TOT	AST	PF	DQ	STL	TO	BLK	PTS	AVG	HI	
1985-86	8	128	20	37	.541	0	0	-	18	27	.667	17	21	38	3	25	1	3	11	4	58	7.3	15

PLAYOFFS

G	MIN	FG	FGA	PCT	3P	3A	PCT	FT	FTA	PCT	OFF	DEF	TOT	AST	PF	DQ	STL	TO	BLK	PTS	AVG	HI	
1985-86	12	111	16	27	.593	0	2	.000	10	15	.667	8	18	26	3	-	-	3	10	4	42	3.5	-

HAPPY HAIRSTON - 6-7, 225 - NEW YORK UNIVERSITY

MAY 31, 1942

REGULAR SEASON

G	MIN	FG	FGA	PCT	3P	3A	PCT	FT	FTA	PCT	OFF	DEF	TOT	AST	PF	DQ	STL	TO	BLK	PTS	AVG	HI
1969-70	55	2145	426	870	.490	-	-	281	350	.803	-	-	687	110	194	9	-	-	-	1133	20.6	-
1970-71	80	2921	574	1233	.466	-	-	337	431	.782	-	-	797	168	256	2	-	-	-	1485	18.6	-
1971-72	80	2748	368	798	.461	-	-	311	399	.779	-	-	1045	193	251	2	-	-	-	1047	13.1	-
1972-73	28	939	158	328	.482	-	-	140	178	.787	-	-	370	68	77	0	-	-	-	456	16.3	-
1973-74	77	2634	385	759	.507	-	-	343	445	.771	335	705	1040	208	264	2	64	17	1113	14.5	29	
1974-75	74	2283	271	536	.506	-	-	217	271	.801	304	642	946	173	218	2	52	11	759	10.3	21	
TOT	395	13670	2182	4824	.482	-	-	1629	2074	.785	639	1347	4885	920	1260	17	116	-	28	5993	15.2	-

PLAYOFFS

G	MIN	FG	FGA	PCT	3P	3A	PCT	FT	FTA	PCT	OFF	DEF	TOT	AST	PF	DQ	STL	TO	BLK	PTS	AVG	HI
1969-70	16	296	47	108	.435	-	-	24	35	.686	-	-	76	20	-	-	-	-	-	118	7.4	-
1970-71	12	471	83	164	.506	-	-	38	50	.760	-	-	109	34	-	-	-	-	-	204	17.0	-
1971-72	15	577	74	168	.440	-	-	56	68	.794	-	-	197	31	-	-	-	-	-	202	13.5	-
1972-73	3	26	1	9	.111	-	-	6	8	.750	-	-	4	1	-	-	-	-	-	8	2.7	-
1973-74	5	172	15	36	.417	-	-	16	18	.889	-	-	52	19	-	-	-	-	-	46	9.2	-
TOT	51	1542	220	485	.454	-	-	138	179	.771	-	-	438	105	-	-	-	-	-	578	11.3	-

JACK HALEY - 6-10, 240 - UCLA

JANUARY 27, 1964

REGULAR SEASON

G	MIN	FG	FGA	PCT	3P	3A	PCT	FT	FTA	PCT	OFF	DEF	TOT	AST	PF	DQ	STL	TO	BLK	PTS	AVG	HI	
1991-92	49	394	31	84	.369	0	0	-	14	29	.483	31	64	95	7	75	0	7	25	8	76	1.6	11

PLAYOFFS

G	MIN	FG	FGA	PCT	3P	3A	PCT	FT	FTA	PCT	OFF	DEF	TOT	AST	PF	DQ	STL	TO	BLK	PTS	AVG	HI	
1991-92	2	12	1	4	.250	0	0	0	0	1	0	1	1	1	-	-	0	0	0	0	2	1.0	-

DENNIS HAMILTON - 6-8, 210 - ARIZONA STATE

MAY 8, 1944

REGULAR SEASON

G	MIN	FG	FGA	PCT	3P	3A	PCT	FT	FTA	PCT	OFF	DEF	TOT	AST	PF	DQ	STL	TO	BLK	PTS	AVG	HI
1967-68	44	378	54	108	.500	-	-	13	13	1.000	-	-	72	30	46	0	-	-	-	121	2.8	-

PLAYOFFS

G	MIN	FG	FGA	PCT	3P	3A	PCT	FT	FTA	PCT	OFF	DEF	TOT	AST	PF	DQ	STL	TO	BLK	PTS	AVG	HI
1967-68	2	11	1	3	.333	-	-	0	0	-	-	-	2	1	-	-	-	-	-	2	1.0	-

STEVE HAMILTON - 6-7, 190 - MOREHEAD STATE

NOVEMBER 30, 1935

REGULAR SEASON

G	MIN	FG	FGA	PCT	3P	3A	PCT	FT	FTA	PCT	OFF	DEF	TOT	AST	PF	DQ	STL	TO	BLK	PTS	AVG	HI
1958-59	67	847	109	294	.371	-	-	74	109	.679	-	-	220	36	144	2	-	-	-	292	4.4	-
1959-60	15	247	29	77	.377	-	-	18	23	.783	-	-	58	7	39	1	-	-	-	76	5.1	-
TOT	82	1094	138	371	.372	-	-	92	132	.697	-	-	278	43	183	3	-	-	-	368	4.5	-

PLAYOFFS

G	MIN	FG	FGA	PCT	3P	3A	PCT	FT	FTA	PCT	OFF	DEF	TOT	AST	PF	DQ	STL	TO	BLK	PTS	AVG	HI
1958-59	10	87	12	43	.279	-	-	8	10	.800	-	-	35	5	-	-	-	-	-	32	3.2	-

ALAN HARDY - 6-6 1/2, 195 - MICHIGAN

MAY 25, 1957

REGULAR SEASON

G	MIN	FG	FGA	PCT	3P	3A	PCT	FT	FTA	PCT	OFF	DEF	TOT	AST	PF	DQ	STL	TO	BLK	PTS	AVG	HI	
1980-81	22	111	22	59	.373	0	0	-	7	10	.700	8	11	19	3	13	0	1	11	9	51	2.3	8

DEREK HARPER - 6-4, 206 - ILLINOIS

OCTOBER 13, 1961

REGULAR SEASON

G	MIN	FG	FGA	PCT	3P	3A	PCT	FT	FTA	PCT	OFF	DEF	TOT	AST	PF	DQ	STL	TO	BLK	PTS	AVG	HI	
1998-99	45	1120	120	291	.412	43	117	.368	26	32	.813	13	54	67	187	66	0	44	52	4	309	6.9	20

PLAYOFFS

G	MIN	FG	FGA	PCT	3P	3A	PCT	FT	FTA	PCT	OFF	DEF	TOT	AST	PF	DQ	STL	TO	BLK	PTS	AVG	HI	
1998-99	7	113	13	31	.419	1	10	.100	3	6	.500	1	9	10	15	-	-	2	4	0	30	4.3	-

ALL-TIME ROSTER WITH STATISTICS

RON HARPER - 6-6, 216 - MIAMI (OH)

JANUARY 20, 1964

REGULAR SEASON

G	MIN	FG	FGA	PCT	3P	3A	PCT	FT	FTA	PCT	OFF	DEF	TOT	AST	PF	DQ	STL	TO	BLK	PTS	AVG	HI	
1999-00	80	2042	212	531	.399	33	106	.311	100	147	.680	96	241	337	270	164	0	85	132	39	557	7.0	18
2000-01	47	1139	127	271	.469	19	72	.264	34	48	.708	46	120	166	113	70	0	39	62	25	307	6.5	21
TOT	127	3181	339	802	.423	52	178	.292	134	195	.687	142	361	503	383	234	0	124	194	64	864	6.8	-

PLAYOFFS

G	MIN	FG	FGA	PCT	3P	3A	PCT	FT	FTA	PCT	OFF	DEF	TOT	AST	PF	DQ	STL	TO	BLK	PTS	AVG	HI	
1999-00	23	643	78	181	.431	9	39	.231	33	47	.702	30	55	85	73	-	-	23	28	13	198	8.6	-
2000-01	6	42	5	10	.500	1	4	.250	2	3	.667	1	7	8	4	-	-	4	1	1	13	2.2	-
TOT	29	685	83	191	.435	10	43	.233	35	50	.700	31	62	93	77	-	-	27	29	14	211	7.3	-

ELIAS HARRIS - 6-8, 239 - GONZAGA

JULY 6, 1989

REGULAR SEASON

G	MIN	FG	FGA	PCT	3P	3A	PCT	FT	FTA	PCT	OFF	DEF	TOT	AST	PF	DQ	STL	TO	BLK	PTS	AVG	HI	
2013-14	2	11	0	1	.000	0	0	-	0	0	-	1	0	1	1	0	0	1	0	0	0	0.0	-

MANNY HARRIS - 6-5, 185 - MICHIGAN

SEPTEMBER 21, 1989

REGULAR SEASON

G	MIN	FG	FGA	PCT	3P	3A	PCT	FT	FTA	PCT	OFF	DEF	TOT	AST	PF	DQ	STL	TO	BLK	PTS	AVG	HI	
2013-14	9	180	28	70	.400	7	20	.350	10	12	.833	7	27	34	11	10	0	4	9	1	73	8.1	19

BOB HARRISON - 6-1, 190 - MICHIGAN

AUGUST 12, 1927

REGULAR SEASON

G	MIN	FG	FGA	PCT	3P	3A	PCT	FT	FTA	PCT	OFF	DEF	TOT	AST	PF	DQ	STL	TO	BLK	PTS	AVG	HI
1949-50	66	-	125	348	.359	-	-	50	74	.676	-	-	-	131	175	-	-	-	-	300	4.5	-
1950-51	68	-	150	432	.347	-	-	101	128	.789	-	-	-	172	195	218	5	-	-	401	5.9	-
1951-52	65	1712	156	487	.320	-	-	89	124	.718	-	-	-	160	188	203	9	-	-	401	6.2	-
1952-53	70	1643	195	518	.376	-	-	107	165	.648	-	-	-	153	160	264	16	-	-	497	7.1	-
1953-54	64	1443	144	449	.321	-	-	94	158	.595	-	-	-	130	139	218	9	-	-	382	6.0	-
TOT	333	4798	770	2234	.345	-	-	441	649	.680	-	-	-	615	813	1078	39	-	-	1981	5.9	-

PLAYOFFS

G	MIN	FG	FGA	PCT	3P	3A	PCT	FT	FTA	PCT	OFF	DEF	TOT	AST	PF	DQ	STL	TO	BLK	PTS	AVG	HI
1949-50	12	-	16	37	.432	-	-	10	14	.714	-	-	-	12	34	-	-	-	-	42	3.5	-
1950-51	7	-	24	52	.462	-	-	6	8	.750	-	-	-	27	19	30	-	-	-	54	7.7	-
1951-52	12	235	30	68	.441	-	-	14	17	.824	-	-	-	20	24	39	-	-	-	74	6.2	-
1952-53	12	204	25	65	.385	-	-	10	20	.500	-	-	-	22	14	32	-	-	-	60	5.0	-
TOT	43	439	95	222	.428	-	-	40	59	.678	-	-	-	69	69	135	-	-	-	230	5.3	-

JOSH HART - 6-5, 215 - VILLANOVA

MARCH 6, 1995

REGULAR SEASON

G	MIN	FG	FGA	PCT	3P	3A	PCT	FT	FTA	PCT	OFF	DEF	TOT	AST	PF	DQ	STL	TO	BLK	PTS	AVG	HI	
2017-18	63	1460	176	375	.469	78	197	.396	66	94	.702	42	221	263	80	107	1	47	47	16	496	7.9	30
2018-19	67	1715	189	464	.407	92	274	.336	55	80	.688	35	213	248	93	147	1	64	58	40	525	7.8	22
TOT	130	3176	365	839	.435	170	471	.361	121	174	.695	77	434	511	173	254	2	111	105	56	1021	7.9	-

ANTONIO HARVEY - 6-11, 225 - PFEIFFER

JULY 9, 1970

REGULAR SEASON

G	MIN	FG	FGA	PCT	3P	3A	PCT	FT	FTA	PCT	OFF	DEF	TOT	AST	PF	DQ	STL	TO	BLK	PTS	AVG	HI	
1993-94	27	247	29	79	.367	0	0	-	12	26	.462	26	33	59	5	39	0	8	17	19	70	2.6	16
1994-95	59	572	77	176	.438	1	1	1.000	24	45	.533	39	63	102	23	87	0	15	25	41	179	3.0	18
TOT	86	819	106	255	.416	1	1	1.000	36	71	.507	65	96	161	28	126	0	23	42	60	249	2.9	-

PLAYOFFS

G	MIN	FG	FGA	PCT	3P	3A	PCT	FT	FTA	PCT	OFF	DEF	TOT	AST	PF	DQ	STL	TO	BLK	PTS	AVG	HI
1994-95	3	4	0	0	-	0	0	-	0	0	-	0	1	1	0	-	0	0	0	0	0.0	-

BILLY HASSETT - 6-1, 180 - NOTRE DAME

OCTOBER 21, 1921

REGULAR SEASON

G	MIN	FG	FGA	PCT	3P	3A	PCT	FT	FTA	PCT	OFF	DEF	TOT	AST	PF	DQ	STL	TO	BLK	PTS	AVG	HI
1949-50	42	-	38	145	.262	-	-	35	67	.522	-	-	-	69	82	-	-	-	-	111	2.6	-

PLAYOFFS

G	MIN	FG	FGA	PCT	3P	3A	PCT	FT	FTA	PCT	OFF	DEF	TOT	AST	PF	DQ	STL	TO	BLK	PTS	AVG	HI
1949-50	7	-	3	12	.250	-	-	3	10	.300	-	-	-	0	4	-	-	-	-	9	1.3	-

CONNIE HAWKINS - 6-8, 215 - IOWA

JULY 17, 1942

REGULAR SEASON

G	MIN	FG	FGA	PCT	3P	3A	PCT	FT	FTA	PCT	OFF	DEF	TOT	AST	PF	DQ	STL	TO	BLK	PTS	AVG	HI
1973-74	71	2538	368	733	.502	-	-	173	224	.772	162	360	522	379	203	1	105	-	78	909	12.8	26
1974-75	43	1026	139	324	.429	-	-	68	99	.687	54	144	198	120	116	1	51	-	23	346	8.0	24
TOT	114	3564	507	1057	.480	-	-	241	323	.746	216	504	720	499	319	2	156	-	101	1255	11.0	-

PLAYOFFS

G	MIN	FG	FGA	PCT	3P	3A	PCT	FT	FTA	PCT	OFF	DEF	TOT	AST	PF	DQ	STL	TO	BLK	PTS	AVG	HI
1973-74	5	172	21	60	.350	-	-	12	15	.800	-	-	40	16	-	-	-	-	-	54	10.8	-

* Played with multiple teams (cumulative stats only available)

ALL-TIME ROSTER WITH STATISTICS

TOM HAWKINS - 6-5, 210 - NOTRE DAME

DECEMBER 22, 1936

REGULAR SEASON

G	MIN	FG	FGA	PCT	3P	3A	PCT	FT	FTA	PCT	OFF	DEF	TOT	AST	PF	DQ	STL	TO	BLK	PTS	AVG	HI
1959-60	69	1467	220	579	.380	-	-	106	164	.646	-	-	428	54	188	3	-	-	-	546	7.9	-
1960-61	78	1846	310	719	.431	-	-	140	235	.596	-	-	479	88	209	2	-	-	-	760	9.7	-
1961-62	79	1903	289	704	.411	-	-	143	222	.644	-	-	514	95	244	7	-	-	-	721	9.1	-
1966-67	76	1798	275	572	.481	-	-	82	173	.474	-	-	434	83	207	1	-	-	-	632	8.3	-
1967-68	78	2463	389	779	.499	-	-	125	229	.546	-	-	458	117	289	7	-	-	-	903	11.6	-
1968-69	74	1507	230	461	.499	-	-	62	151	.411	-	-	266	81	168	1	-	-	-	522	7.1	-
TOT	454	10984	1933	4393	.440	-	-	764	1338	.571	-	-	3007	572	1493	21	-	-	-	4630	8.9	-

PLAYOFFS

G	MIN	FG	FGA	PCT	3P	3A	PCT	FT	FTA	PCT	OFF	DEF	TOT	AST	PF	DQ	STL	TO	BLK	PTS	AVG	HI
1959-60	8	119	22	45	.489	-	-	15	18	.833	-	-	21	3	-	-	-	-	-	59	7.4	-
1960-61	12	283	54	116	.466	-	-	31	47	.660	-	-	76	13	-	-	-	-	-	139	11.6	-
1961-62	13	203	22	61	.361	-	-	10	24	.417	-	-	66	19	-	-	-	-	-	54	4.2	-
1966-67	3	95	13	31	.419	-	-	4	8	.500	-	-	20	10	-	-	-	-	-	30	10.0	-
1967-68	15	478	59	129	.457	-	-	24	40	.600	-	-	90	18	-	-	-	-	-	142	9.5	-
1968-69	14	180	24	50	.480	-	-	7	18	.389	-	-	40	7	-	-	-	-	-	55	3.9	-
TOT	65	1358	194	432	.449	-	-	91	155	.587	-	-	313	70	-	-	-	-	-	479	7.4	-

NATE HAWTHORNE - 6-4, 190 - SOUTHERN ILLINOIS

JANUARY 15, 1950

REGULAR SEASON

G	MIN	FG	FGA	PCT	3P	3A	PCT	FT	FTA	PCT	OFF	DEF	TOT	AST	PF	DQ	STL	TO	BLK	PTS	AVG	HI
1973-74	33	229	38	93	.409	-	-	30	48	.625	16	16	32	23	33	1	9	-	6	106	3.2	13

PLAYOFFS

G	MIN	FG	FGA	PCT	3P	3A	PCT	FT	FTA	PCT	OFF	DEF	TOT	AST	PF	DQ	STL	TO	BLK	PTS	AVG	HI
1973-74	3	14	1	7	.143	-	-	4	5	.800	-	-	2	2	-	-	-	-	-	6	2.0	-

NIGEL HAYES - 6-8, 254 - WISCONSIN

DECEMBER 16, 1994

REGULAR SEASON

G	MIN	FG	FGA	PCT	3P	3A	PCT	FT	FTA	PCT	OFF	DEF	TOT	AST	PF	DQ	STL	TO	BLK	PTS	AVG	HI
2017-18	2	11	1	3	.333	0	2	.000	1	1	1.000	0	0	0	2	0	0	0	0	3	1.5	3

SPENCER HAYWOOD - 6-8, 225 - DETROIT

APRIL 22, 1949

REGULAR SEASON

G	MIN	FG	FGA	PCT	3P	3A	PCT	FT	FTA	PCT	OFF	DEF	TOT	AST	PF	DQ	STL	TO	BLK	PTS	AVG	HI	
1979-80	76	1544	288	591	.487	1	4	250	159	206	.772	132	214	346	93	197	2	35	134	57	736	9.7	25

PLAYOFFS

G	MIN	FG	FGA	PCT	3P	3A	PCT	FT	FTA	PCT	OFF	DEF	TOT	AST	PF	DQ	STL	TO	BLK	PTS	AVG	HI	
1979-80	11	145	25	53	.472	0	1	.000	13	16	.813	14	12	26	4	-	-	-	20	6	63	5.7	-

WALT HAZZARD - 6-2, 190 - UCLA

APRIL 15, 1942

REGULAR SEASON

G	MIN	FG	FGA	PCT	3P	3A	PCT	FT	FTA	PCT	OFF	DEF	TOT	AST	PF	DQ	STL	TO	BLK	PTS	AVG	HI
1964-65	66	919	117	306	.382	-	-	46	71	.648	-	-	111	140	132	0	-	-	-	280	4.2	-
1965-66	80	2198	458	1003	.457	-	-	182	257	.708	-	-	219	393	224	0	-	-	-	1098	13.7	-
1966-67	79	1642	301	706	.426	-	-	129	177	.729	-	-	231	323	203	1	-	-	-	731	9.3	-
TOT	225	4759	876	2015	.435	-	-	357	505	.707	-	-	561	856	559	1	-	-	-	2109	9.4	-

PLAYOFFS

G	MIN	FG	FGA	PCT	3P	3A	PCT	FT	FTA	PCT	OFF	DEF	TOT	AST	PF	DQ	STL	TO	BLK	PTS	AVG	HI
1964-65	7	118	19	57	.333	-	-	15	20	.750	-	-	18	30	18	-	-	-	-	53	7.6	-
1965-66	14	340	70	142	.493	-	-	26	42	.619	-	-	41	44	40	-	-	-	-	166	11.9	-
1966-67	3	86	6	25	.240	-	-	8	10	.800	-	-	8	16	11	-	-	-	-	20	6.7	-
TOT	24	544	95	224	.424	-	-	49	72	.681	-	-	67	90	69	-	-	-	-	239	10.0	-

JEROME HENDERSON - 6-11, 230 - NEW MEXICO

OCTOBER 5, 1959

REGULAR SEASON

G	MIN	FG	FGA	PCT	3P	3A	PCT	FT	FTA	PCT	OFF	DEF	TOT	AST	PF	DQ	STL	TO	BLK	PTS	AVG	HI
1985-86	1	3	2	3	.667	0	0	0	0	-	0	1	1	0	1	0	0	0	0	4	4.0	4

XAVIER HENRY - 6-6, 220 - KANSAS

MARCH 15, 1991

REGULAR SEASON

G	MIN	FG	FGA	PCT	3P	3A	PCT	FT	FTA	PCT	OFF	DEF	TOT	AST	PF	DQ	STL	TO	BLK	PTS	AVG	HI	
2013-14	43	908	144	345	.417	28	81	.346	116	177	.655	25	89	114	51	79	0	44	57	7	432	10.0	27
2014-15	9	86	3	13	.231	0	0	-	14	24	.583	2	2	4	3	6	0	3	0	20	2.2	8	
TOT	52	994	147	358	.411	28	81	.346	130	201	.647	27	91	118	54	85	0	47	60	7	452	8.7	-

FRED HETZEL - 6-8, 230 - DAVIDSON

JULY 21, 1942

REGULAR SEASON

G	MIN	FG	FGA	PCT	3P	3A	PCT	FT	FTA	PCT	OFF	DEF	TOT	AST	PF	DQ	STL	TO	BLK	PTS	AVG	HI
1970-71	59	613	111	256	.434	-	-	60	77	.779	-	-	149	37	99	3	-	-	-	282	4.8	-

PLAYOFFS

G	MIN	FG	FGA	PCT	3P	3A	PCT	FT	FTA	PCT	OFF	DEF	TOT	AST	PF	DQ	STL	TO	BLK	PTS	AVG	HI
1970-71	7	38	5	15	.333	-	-	2	2	1.000	-	-	7	2	-	-	-	-	-	12	1.7	-

ALL-TIME ROSTER WITH STATISTICS

BILL HEWITT - 6-7, 210 - USC

AUGUST 8, 1944

REGULAR SEASON

G	MIN	FG	FGA	PCT	3P	3A	PCT	FT	FTA	PCT	OFF	DEF	TOT	AST	PF	DQ	STL	TO	BLK	PTS	AVG	HI
1968-69	75	1455	239	528	.453	-	-	61	106	.575	-	-	332	76	139	1	-	-	-	539	7.2	-
1969-70	20	478	25	88	.284	-	-	16	31	.516	-	-	141	28	39	0	-	-	-	66	3.3	-
TOT	95	1933	264	616	.429	-	-	77	137	.562	-	-	473	104	178	1	-	-	-	605	6.4	-

PLAYOFFS

G	MIN	FG	FGA	PCT	3P	3A	PCT	FT	FTA	PCT	OFF	DEF	TOT	AST	PF	DQ	STL	TO	BLK	PTS	AVG	HI
1968-69	15	412	61	151	.404	-	-	18	29	.621	-	-	78	17	-	-	-	-	-	140	9.3	-

ROY HIBBERT - 7-2, 270 - GEORGETOWN

DECEMBER 11, 1986

REGULAR SEASON

G	MIN	FG	FGA	PCT	3P	3A	PCT	FT	FTA	PCT	OFF	DEF	TOT	AST	PF	DQ	STL	TO	BLK	PTS	AVG	HI	
2015-16	81	1878	182	411	.443	0	2	.000	117	145	.807	132	266	398	95	252	3	32	76	110	481	5.9	18

MIKE HIGGINS - 6-9, 220 - NORTHERN COLORADO

FEBRUARY 17, 1967

REGULAR SEASON

G	MIN	FG	FGA	PCT	3P	3A	PCT	FT	FTA	PCT	OFF	DEF	TOT	AST	PF	DQ	STL	TO	BLK	PTS	AVG	HI	
1989-90	6	18	0	0	-	0	0	-	1	2	.500	1	0	1	1	4	0	1	0	2	1	0.2	1

JORDAN HILL - 6-10, 235 - ARIZONA

JULY 27, 1987

REGULAR SEASON

G	MIN	FG	FGA	PCT	3P	3A	PCT	FT	FTA	PCT	OFF	DEF	TOT	AST	PF	DQ	STL	TO	BLK	PTS	AVG	HI	
2011-12	7	82	14	30	.467	0	0	-	5	8	.625	14	17	31	2	11	0	5	7	6	33	4.7	14
2012-13	29	458	77	155	.497	0	2	.000	40	61	.656	82	84	166	13	55	0	8	26	19	194	6.7	17
2013-14	72	1500	286	521	.549	0	1	.000	124	181	.685	194	341	535	54	172	2	29	75	64	696	9.7	28
2014-15	70	1874	357	777	.459	3	11	.273	124	168	.738	174	382	556	103	164	2	34	106	52	841	12.0	26
TOT	178	3914	734	1483	.495	3	14	.214	293	418	.701	464	824	1288	172	402	4	76	214	141	1764	9.9	26

PLAYOFFS

G	MIN	FG	FGA	PCT	3P	3A	PCT	FT	FTA	PCT	OFF	DEF	TOT	AST	PF	DQ	STL	TO	BLK	PTS	AVG	HI	
2011-12	12	217	23	53	.434	0	0	-	11	16	.688	39	37	76	1	32	0	3	7	8	57	4.8	-
2012-13	3	31	5	10	.500	0	0	-	0	0	-	2	9	11	1	2	0	0	0	2	10	3.3	-
TOT	15	248	28	63	.444	0	0	-	11	16	.688	41	46	87	2	34	0	3	7	10	67	4.5	-

LEW HITCH - 6-8, 200 - KANSAS STATE

JULY 16, 1929

REGULAR SEASON

G	MIN	FG	FGA	PCT	3P	3A	PCT	FT	FTA	PCT	OFF	DEF	TOT	AST	PF	DQ	STL	TO	BLK	PTS	AVG	HI	
1951-52	61	849	77	215	.358	-	-	-	63	94	.670	-	-	243	50	89	3	-	-	-	217	3.6	-
1952-53	70	1027	89	255	.349	-	-	-	83	136	.610	-	-	275	66	122	2	-	-	-	261	3.7	-
1954-55	74	1774	167	417	.400	-	-	-	115	169	.680	-	-	438	125	110	0	-	-	-	449	6.1	-
1955-56	69	1129	94	235	.400	-	-	-	100	132	.758	-	-	283	77	85	0	-	-	-	288	4.2	-
TOT	274	4779	427	1122	.381	-	-	-	361	531	.680	-	-	1239	318	406	5	-	-	-	1215	4.4	-

PLAYOFFS

G	MIN	FG	FGA	PCT	3P	3A	PCT	FT	FTA	PCT	OFF	DEF	TOT	AST	PF	DQ	STL	TO	BLK	PTS	AVG	HI	
1951-52	13	152	9	25	.360	-	-	-	6	21	.286	-	-	44	9	-	-	-	-	-	24	1.8	-
1952-53	12	189	16	46	.348	-	-	-	17	32	.531	-	-	64	11	-	-	-	-	-	49	4.1	-
1954-55	7	137	16	40	.400	-	-	-	23	29	.793	-	-	42	10	-	-	-	-	-	55	7.9	-
1955-56	3	54	4	13	.308	-	-	-	7	10	.700	-	-	15	2	-	-	-	-	-	15	5.0	-
TOT	35	532	45	124	.363	-	-	-	53	92	.576	-	-	165	32	-	-	-	-	-	143	4.1	-

JIM HOLSTEIN - 6-3, 180 - CINCINNATI

SEPTEMBER 24, 1930

REGULAR SEASON

G	MIN	FG	FGA	PCT	3P	3A	PCT	FT	FTA	PCT	OFF	DEF	TOT	AST	PF	DQ	STL	TO	BLK	PTS	AVG	HI	
1952-53	66	989	98	274	.358	-	-	-	70	105	.667	-	-	173	74	128	1	-	-	-	266	4.0	-
1953-54	70	1155	88	288	.306	-	-	-	64	112	.571	-	-	204	79	140	0	-	-	-	240	3.4	-
1954-55	62	980	107	330	.324	-	-	-	67	94	.713	-	-	206	58	107	0	-	-	-	281	4.5	-
TOT	198	3124	293	892	.328	-	-	-	201	311	.646	-	-	583	211	375	1	-	-	-	787	4.0	-

PLAYOFFS

G	MIN	FG	FGA	PCT	3P	3A	PCT	FT	FTA	PCT	OFF	DEF	TOT	AST	PF	DQ	STL	TO	BLK	PTS	AVG	HI	
1952-53	12	192	20	42	.476	-	-	-	12	23	.522	-	-	30	11	-	-	-	-	-	52	4.3	-
1953-54	13	188	15	49	.306	-	-	-	16	23	.696	-	-	35	11	-	-	-	-	-	46	3.5	-
1954-55	7	117	16	38	.421	-	-	-	8	9	.889	-	-	30	6	-	-	-	-	-	40	5.7	-
TOT	32	497	51	129	.395	-	-	-	36	55	.655	-	-	95	28	-	-	-	-	-	138	4.3	-

BRAD HOLLAND - 6-3, 220 - UCLA

DECEMBER 12, 1956

REGULAR SEASON

G	MIN	FG	FGA	PCT	3P	3A	PCT	FT	FTA	PCT	OFF	DEF	TOT	AST	PF	DQ	STL	TO	BLK	PTS	AVG	HI	
1979-80	38	197	44	104	.423	3	15	.200	15	16	.938	4	13	17	22	24	0	15	13	1	106	2.8	12
1980-81	41	295	47	111	.423	1	3	.333	35	49	.714	9	20	29	23	44	0	21	31	1	130	3.2	10
TOT	79	492	91	215	.423	4	18	.222	50	65	.769	13	33	46	45	68	0	36	44	2	236	3.0	-

JOHN HORAN - 6-8, 190 - DAYTON

NOVEMBER 14, 1980

REGULAR SEASON

G	MIN	FG	FGA	PCT	3P	3A	PCT	FT	FTA	PCT	OFF	DEF	TOT	AST	PF	DQ	STL	TO	BLK	PTS	AVG	HI	
1955-56	12	50	4	16	.250	-	-	-	4	5	.800	-	-	6	1	7	0	-	-	-	12	1.0	-

ALL-TIME ROSTER WITH STATISTICS

RON HORN - 6-7, 225 - INDIANA

MAY 24, 1938

REGULAR SEASON

G	MIN	FG	FGA	PCT	3P	3A	PCT	FT	FTA	PCT	OFF	DEF	TOT	AST	PF	DQ	STL	TO	BLK	PTS	AVG	HI
1962-63	28	289	27	82	.329	-	-	-	20	29	.690	-	-	71	10	46	0	-	-	74	2.6	-

PLAYOFFS

G	MIN	FG	FGA	PCT	3P	3A	PCT	FT	FTA	PCT	OFF	DEF	TOT	AST	PF	DQ	STL	TO	BLK	PTS	AVG	HI
1962-63	7	55	4	12	.333	-	-	4	5	.800	-	-	11	2	-	-	-	-	-	12	1.7	-

ROBERT HORRY - 6-10, 240 - ALABAMA

AUGUST 25, 1970

REGULAR SEASON

G	MIN	FG	FGA	PCT	3P	3A	PCT	FT	FTA	PCT	OFF	DEF	TOT	AST	PF	DQ	STL	TO	BLK	PTS	AVG	HI	
1996-97	22	676	75	165	.455	25	76	.329	28	40	.700	28	90	118	56	72	1	38	26	29	203	9.2	15
1997-98	72	2192	200	420	.476	19	93	.204	117	169	.692	186	356	542	163	238	5	112	99	94	536	7.4	23
1998-99	38	744	67	146	.459	20	45	.444	34	46	.739	56	96	152	56	103	2	36	49	39	188	4.9	22
1999-00	76	1685	159	363	.438	29	94	.309	89	113	.788	133	228	361	118	189	0	84	73	80	436	5.7	20
2000-01	79	1587	147	380	.387	54	156	.346	59	83	.711	93	203	296	128	210	3	54	79	54	407	5.2	20
2001-02	81	2140	183	460	.398	76	203	.374	108	138	.783	130	349	479	232	208	1	77	88	89	550	6.8	23
2002-03	80	2343	184	476	.387	51	177	.288	103	134	.769	181	333	514	233	247	2	96	112	61	522	6.5	17
TOT	448	11367	1015	2410	.421	274	844	.325	538	723	.744	807	1655	2462	986	1267	14	497	526	446	2842	6.3	-

PLAYOFFS

G	MIN	FG	FGA	PCT	3P	3A	PCT	FT	FTA	PCT	OFF	DEF	TOT	AST	PF	DQ	STL	TO	BLK	PTS	AVG	HI	
1996-97	9	279	17	38	.447	12	28	.429	14	18	.778	12	36	48	13	-	10	11	7	60	6.7	-	
1997-98	13	422	39	70	.557	6	17	.353	28	41	.683	34	50	84	40	-	14	18	112	8.6	-	-	
1998-99	8	177	12	26	.462	5	12	.417	11	14	.786	10	26	36	11	-	6	7	6	40	5.0	-	
1999-00	23	618	59	145	.407	17	59	.288	40	57	.702	38	85	123	58	-	20	30	19	175	7.6	-	
2000-01	16	382	32	87	.368	17	47	.362	13	22	.591	30	53	83	31	-	22	18	16	94	5.9	-	
2001-02	19	703	61	136	.449	24	62	.387	30	38	.789	36	118	154	61	-	33	30	16	176	9.3	-	
2002-03	12	373	30	94	.319	2	38	.053	5	9	.556	23	57	80	37	-	15	17	12	67	5.6	-	
TOT	100	2954	250	596	.419	83	263	.316	141	199	.709	183	425	608	251	-	-	120	131	94	724	7.2	-

TALEN HORTON-TUCKER - 6-4, 233 - IOWA STATE

NOVEMBER 25, 2000

REGULAR SEASON

G	MIN	FG	FGA	PCT	3P	3A	PCT	FT	FTA	PCT	OFF	DEF	TOT	AST	PF	DQ	STL	TO	BLK	PTS	AVG	HI	
2019-20	6	81	14	30	.467	4	13	.308	2	4	.500	2	5	7	6	10	0	8	6	1	34	5.7	14

PLAYOFFS

G	MIN	FG	FGA	PCT	3P	3A	PCT	FT	FTA	PCT	OFF	DEF	TOT	AST	PF	DQ	STL	TO	BLK	PTS	AVG	HI	
2019-20	2	17	6	12	.500	2	5	.400	0	0	---	0	5	5	0	4	0	2	0	0	14	7.0	9

DWIGHT HOWARD - 6-10, 265 - SW ATLANTA CHRISTIAN ACADEMY (GA)

DECEMBER 8, 1985

REGULAR SEASON

G	MIN	FG	FGA	PCT	3P	3A	PCT	FT	FTA	PCT	OFF	DEF	TOT	AST	PF	DQ	STL	TO	BLK	PTS	AVG	HI	
2012-13	76	2722	470	813	.578	1	6	.167	355	721	.492	251	694	945	108	291	5	84	225	186	1296	17.1	39
2019-20	69	1306	202	277	.729	3	5	.600	110	214	.514	172	335	507	45	222	0	31	84	79	517	7.5	21
TOT	145	4028	672	1090	.617	4	11	.364	465	935	.497	423	1029	1452	153	513	5	115	309	265	1813	12.5	-

PLAYOFFS

G	MIN	FG	FGA	PCT	3P	3A	PCT	FT	FTA	PCT	OFF	DEF	TOT	AST	PF	DQ	STL	TO	BLK	PTS	AVG	HI	
2012-13	4	126	26	42	.619	0	0	-	16	36	.444	10	33	43	4	17	0	2	16	8	68	17.0	-
2019-20	18	282	39	57	.684	1	2	.500	25	45	.556	32	51	83	9	55	0	8	16	8	104	5.8	13
TOT	22	408	65	99	.657	1	2	.900	41	81	.506	42	84	126	13	72	0	10	32	16	172	7.8	-

LOU HUDSON - 6-4 1/2, 215 - MINNESOTA

JULY 11, 1944

REGULAR SEASON

G	MIN	FG	FGA	PCT	3P	3A	PCT	FT	FTA	PCT	OFF	DEF	TOT	AST	PF	DQ	STL	TO	BLK	PTS	AVG	HI	
1977-78	82	2283	493	992	.497	-	-	-	137	177	.774	80	108	188	193	196	0	94	150	14	1123	13.7	30
1978-79	78	1686	329	636	.517	-	-	-	110	124	.887	64	76	140	141	133	1	58	99	17	768	9.8	23
TOT	160	3969	822	1628	.505	-	-	-	247	301	.821	144	184	328	334	329	1	152	249	31	1891	11.8	-

PLAYOFFS

G	MIN	FG	FGA	PCT	3P	3A	PCT	FT	FTA	PCT	OFF	DEF	TOT	AST	PF	DQ	STL	TO	BLK	PTS	AVG	HI	
1977-78	3	93	14	38	.368	-	-	-	7	8	.875	-	-	9	9	-	-	-	-	-	35	11.7	-
1978-79	6	90	17	32	.531	-	-	-	4	4	1.000	-	-	4	8	-	-	-	-	-	38	6.3	-
TOT	9	183	31	70	.443	-	-	-	11	12	.917	-	-	13	17	-	-	-	-	-	73	8.1	-

MARCELO HUERTAS - 6-3, 200 - BRAZIL

MAY 25, 1983

REGULAR SEASON

G	MIN	FG	FGA	PCT	3P	3A	PCT	FT	FTA	PCT	OFF	DEF	TOT	AST	PF	DQ	STL	TO	BLK	PTS	AVG	HI	
2015-16	53	869	97	230	.422	16	61	.262	27	29	.931	18	72	90	182	76	0	26	80	7	237	4.5	13
2016-17	23	237	25	68	.368	4	19	.211	9	17	.529	2	22	24	52	16	0	10	19	2	63	2.7	-
TOT	76	1106	122	298	.409	20	80	.250	36	46	.783	20	94	114	234	92	0	36	99	9	300	3.9	-

ALL-TIME ROSTER WITH STATISTICS

ROD HUNDLEY - 6-4, 185 - WEST VIRGINIA

OCTOBER 26, 1934

REGULAR SEASON																						
G	MIN	FG	FGA	PCT	3P	3A	PCT	FT	FTA	PCT	OFF	DEF	TOT	AST	PF	DQ	STL	TO	BLK	PTS	AVG	HI
1957-58	65	1154	174	548	.318	-	-	104	162	.642	-	-	186	121	99	0	-	-	-	452	7.0	-
1958-59	71	1664	259	719	.360	-	-	164	218	.752	-	-	250	205	139	0	-	-	-	682	9.6	-
1959-60	73	2279	365	1019	.358	-	-	203	273	.744	-	-	390	338	194	0	-	-	-	933	12.8	-
1960-61	79	2179	323	921	.351	-	-	223	296	.753	-	-	289	350	144	0	-	-	-	869	11.0	-
1961-62	78	1492	173	509	.340	-	-	83	127	.654	-	-	199	290	129	1	-	-	-	429	5.5	-
1962-63	65	785	88	262	.336	-	-	84	119	.706	-	-	106	151	81	0	-	-	-	260	4.0	-
TOT	431	9553	1382	3978	.347	-	-	861	1195	.721	-	-	1420	1455	786	1	-	-	-	3625	8.4	-
PLAYOFFS																						
G	MIN	FG	FGA	PCT	3P	3A	PCT	FT	FTA	PCT	OFF	DEF	TOT	AST	PF	DQ	STL	TO	BLK	PTS	AVG	HI
1958-59	13	175	20	58	.345	-	-	12	14	.857	-	-	23	20	15	-	-	-	-	52	4.0	-
1959-60	9	337	41	122	.336	-	-	24	37	.649	-	-	61	55	18	-	-	-	-	106	11.8	-
1960-61	12	287	30	101	.297	-	-	20	29	.690	-	-	41	45	19	-	-	-	-	80	6.7	-
1961-62	12	187	7	25	.280	-	-	9	12	.750	-	-	18	32	27	-	-	-	-	23	1.9	-
1962-63	7	34	3	10	.300	-	-	3	3	1.000	-	-	6	5	1	-	-	-	-	9	1.3	-
TOT	53	1020	101	316	.320	-	-	68	95	.716	-	-	149	157	80	-	-	-	-	270	5.1	-

LINDSEY HUNTER - 6-2, 190 - JACKSON STATE

DECEMBER 3, 1970

REGULAR SEASON																							
G	MIN	FG	FGA	PCT	3P	3A	PCT	FT	FTA	PCT	OFF	DEF	TOT	AST	PF	DQ	STL	TO	BLK	PTS	AVG	HI	
2001-02	82	1616	187	490	.382	79	208	.380	20	40	500	18	103	121	129	120	0	66	55	19	473	5.8	18
PLAYOFFS																							
G	MIN	FG	FGA	PCT	3P	3A	PCT	FT	FTA	PCT	OFF	DEF	TOT	AST	PF	DQ	STL	TO	BLK	PTS	AVG	HI	
2001-02	18	132	14	45	.311	8	29	.276	0	0	-	2	5	7	10	-	-	2	5	0	36	2.0	-

JOE HUTTON - 6-1, 170 - HAMLINE

OCTOBER 6, 1928

REGULAR SEASON																						
G	MIN	FG	FGA	PCT	3P	3A	PCT	FT	FTA	PCT	OFF	DEF	TOT	AST	PF	DQ	STL	TO	BLK	PTS	AVG	HI
1950-51	60	60	59	180	.328	-	-	29	43	.647	-	-	102	53	89	1	-	-	-	147	2.5	-
1951-52	60	723	53	158	.335	-	-	49	70	.700	-	-	85	62	110	1	-	-	-	155	2.6	-
TOT	120	723	112	338	.331	-	-	78	113	.690	-	-	187	115	199	2	-	-	-	302	2.5	-
PLAYOFFS																						
G	MIN	FG	FGA	PCT	3P	3A	PCT	FT	FTA	PCT	OFF	DEF	TOT	AST	PF	DQ	STL	TO	BLK	PTS	AVG	HI
1950-51	7	-	0	3	.000	-	-	2	4	.500	-	-	3	1	-	-	-	-	-	2	0.3	-
1951-52	12	139	12	29	.414	-	-	9	14	.643	-	-	13	12	-	-	-	-	-	33	2.8	-
TOT	19	-	12	32	.375	-	-	11	18	.611	-	-	16	13	-	-	-	-	-	35	1.8	-

DARRALL IMHOFF - 6-10, 220 - CALIFORNIA

OCTOBER 11, 1938

REGULAR SEASON																						
G	MIN	FG	FGA	PCT	3P	3A	PCT	FT	FTA	PCT	OFF	DEF	TOT	AST	PF	DQ	STL	TO	BLK	PTS	AVG	HI
1964-65	76	1521	145	311	.466	-	-	88	154	.571	-	-	500	87	238	7	-	-	-	378	5.0	-
1965-66	77	1413	151	337	.448	-	-	77	136	.566	-	-	509	113	234	7	-	-	-	379	4.9	-
1966-67	81	2725	370	780	.474	-	-	127	207	.614	-	-	1080	222	281	7	-	-	-	867	10.7	-
1967-68	82	2271	293	613	.478	-	-	177	286	.619	-	-	893	206	264	3	-	-	-	763	9.3	-
TOT	316	7930	959	2041	.470	-	-	469	783	.600	-	-	2982	628	1017	24	-	-	-	2387	7.6	-
PLAYOFFS																						
G	MIN	FG	FGA	PCT	3P	3A	PCT	FT	FTA	PCT	OFF	DEF	TOT	AST	PF	DQ	STL	TO	BLK	PTS	AVG	HI
1964-65	11	151	13	24	.542	-	-	7	12	.583	-	-	43	13	-	-	-	-	-	33	3.0	-
1965-66	14	243	14	40	.350	-	-	13	18	.722	-	-	81	30	-	-	-	-	-	41	2.9	-
1966-67	3	86	13	24	.542	-	-	4	5	.800	-	-	37	5	-	-	-	-	-	30	10.0	-
1967-68	15	440	44	89	.494	-	-	26	51	.510	-	-	163	50	-	-	-	-	-	114	7.6	-
TOT	43	920	84	177	.475	-	-	50	86	.581	-	-	324	78	-	-	-	-	-	218	5.1	-

ANDRE INGRAM - 6-3, 190 - AMERICAN

NOVEMBER 19, 1985

REGULAR SEASON																							
G	MIN	FG	FGA	PCT	3P	3A	PCT	FT	FTA	PCT	OFF	DEF	TOT	AST	PF	DQ	STL	TO	BLK	PTS	AVG	HI	
2017-18	2	64	8	17	.471	5	9	.556	3	5	1,000	1	5	6	7	3	0	3	3	24	12.0	19	
2018-19	4	15	0	6	.000	0	3	.000	0	0	-	1	1	2	0	0	1	1	0	0	0.0	0	
TOT	6	79	8	23	.348	5	12	.417	3	3	1,000	2	6	8	7	3	0	4	4	3	24	4.0	-

BRANDON INGRAM - 6-9, 190 - DUKE

SEPTEMBER 2, 1997

REGULAR SEASON																							
G	MIN	FG	FGA	PCT	3P	3A	PCT	FT	FTA	PCT	OFF	DEF	TOT	AST	PF	DQ	STL	TO	BLK	PTS	AVG	HI	
2016-17	79	2279	276	686	.402	55	187	.294	133	214	.621	60	256	316	166	158	1	49	116	36	740	9.4	22
2017-18	59	1975	358	761	.470	41	105	.390	192	282	.681	57	257	314	230	163	1	45	149	43	949	16.1	32
2018-19	52	1760	362	729	.497	31	94	.330	195	289	.675	41	226	267	154	149	1	28	129	31	950	18.3	36
TOT	190	6014	996	2176	.458	127	386	.329	520	785	.662	158	739	897	550	470	3	123	394	110	2639	13.9	-

MCCOY INGRAM - 6-0, 210 - JACKSON STATE

AUGUST 31, 1931

REGULAR SEASON																						
G	MIN	FG	FGA	PCT	3P	3A	PCT	FT	FTA	PCT	OFF	DEF	TOT	AST	PF	DQ	STL	TO	BLK	PTS	AVG	HI
1957-58	24	267	27	103	.262	-	-	13	28	.464	-	-	116	20	44	1	-	-	-	67	2.8	-

JIM JACKSON - 6-6, 220 - OHIO STATE

OCTOBER 14, 1970

REGULAR SEASON																							
G	MIN	FG	FGA	PCT	3P	3A	PCT	FT	FTA	PCT	OFF	DEF	TOT	AST	PF	DQ	STL	TO	BLK	PTS	AVG	HI	
2005-06	13	92	9	31	.290	4	11	.364	0	0	-	0	12	12	4	5	0	2	5	0	22	1.7	7
PLAYOFFS																							
G	MIN	FG	FGA	PCT	3P	3A	PCT	FT	FTA	PCT	OFF	DEF	TOT	AST	PF	DQ	STL	TO	BLK	PTS	AVG	HI	
2005-06	3	21	2	6	.333	0	1	.000	0	0	.000	2	1	3	2	-	-	1	2	1	4	1.3	-

ALL-TIME ROSTER WITH STATISTICS

TONY JACKSON - 6-0, 170 - FLORIDA STATE

JANUARY 17, 1958

REGULAR SEASON

	G	MIN	FG	FGA	PCT	3P	3A	PCT	FT	FTA	PCT	OFF	DEF	TOT	AST	PF	DQ	STL	TO	BLK	PTS	AVG	HI
1980-81	2	14	1	3	.333	0	0	-	0	0	-	0	2	2	2	1	0	2	0	0	2	1.0	2

SAM JACOBSON - 6-6, 215 - MINNESOTA

JULY 22, 1975

REGULAR SEASON

	G	MIN	FG	FGA	PCT	3P	3A	PCT	FT	FTA	PCT	OFF	DEF	TOT	AST	PF	DQ	STL	TO	BLK	PTS	AVG	HI
1998-99	2	12	3	5	.600	0	1	.000	2	2	1.000	0	3	3	0	2	0	0	1	0	8	4.0	6
2019-20	67	2316	643	1303	.493	148	425	.348	264	381	.693	66	459	525	684	118	0	78	261	36	1698	25.3	6
TOT	5	30	8	14	.571	0	1	.000	2	4	.500	0	4	4	2	3	0	1	3	0	18	3.6	-

LEBRON JAMES - 6-9, 250 - ST. VINCENT-ST. MARY (OH)

DECEMBER 30, 1984

REGULAR SEASON

	G	MIN	FG	FGA	PCT	3P	3A	PCT	FT	FTA	PCT	OFF	DEF	TOT	AST	PF	DQ	STL	TO	BLK	PTS	AVG	HI
2018-19	55	1937	558	1095	.510	111	327	.339	278	418	.665	57	408	465	454	94	0	72	197	33	1505	27.4	51
2019-20	67	2316	643	1303	.493	148	425	.348	264	381	.693	66	459	525	684	118	0	78	261	36	1698	25.3	40
TOT	122	4253	1201	2398	.501	259	752	.344	542	799	.678	123	867	990	1138	212	0	150	458	69	3203	26.3	-

PLAYOFFS

	G	MIN	FG	FGA	PCT	3P	3A	PCT	FT	FTA	PCT	OFF	DEF	TOT	AST	PF	DQ	STL	TO	BLK	PTS	AVG	HI
2019-20	21	762	214	382	.560	44	119	.370	108	150	.720	28	198	226	184	40	0	26	84	18	580	27.6	40

ANTAWN JAMISON - 6-9, 235 - NORTH CAROLINA

JUNE 12, 1976

REGULAR SEASON

	G	MIN	FG	FGA	PCT	3P	3A	PCT	FT	FTA	PCT	OFF	DEF	TOT	AST	PF	DQ	STL	TO	BLK	PTS	AVG	HI
2012-13	76	1636	267	575	.464	84	233	.361	94	136	.691	109	253	362	50	124	1	30	53	22	712	9.4	33

PLAYOFFS

	G	MIN	FG	FGA	PCT	3P	3A	PCT	FT	FTA	PCT	OFF	DEF	TOT	AST	PF	DQ	STL	TO	BLK	PTS	AVG	HI
2012-13	4	79	10	23	.435	5	12	.417	4	6	.667	1	6	7	1	9	0	1	3	2	29	7.3	-

TONY JAROS - 6-3, 185 - MINNESOTA

FEBRUARY 22, 1920

REGULAR SEASON

	G	MIN	FG	FGA	PCT	3P	3A	PCT	FT	FTA	PCT	OFF	DEF	TOT	AST	PF	DQ	STL	TO	BLK	PTS	AVG	HI
1948-49	59	-	132	385	.343	-	-	-	79	110	.718	-	-	-	58	114	-	-	-	-	343	5.8	-
1949-50	61	-	84	289	.291	-	-	-	72	96	.750	-	-	-	60	106	-	-	-	-	240	3.9	-
1950-51	63	-	88	287	.307	-	-	-	65	103	.631	-	-	131	72	131	0	-	-	-	241	3.8	-
TOT	183	-	304	961	.316	-	-	-	216	309	.699	-	-	131	190	351	0	-	-	-	824	4.5	-

PLAYOFFS

	G	MIN	FG	FGA	PCT	3P	3A	PCT	FT	FTA	PCT	OFF	DEF	TOT	AST	PF	DQ	STL	TO	BLK	PTS	AVG	HI
1948-49	10	-	20	56	.357	-	-	-	18	23	.783	-	-	-	11	-	-	-	-	-	58	5.8	-
1949-50	2	-	0	3	.000	-	-	-	1	2	.500	-	-	0	0	-	-	-	-	-	1	0.5	-
1950-51	7	-	6	20	.300	-	-	-	8	11	.727	-	-	7	6	-	-	-	-	-	20	2.9	-
TOT	19	-	26	79	.329	-	-	-	27	36	.750	-	-	7	17	-	-	-	-	-	79	4.2	-

CLAY JOHNSON - 6-4, 175 - MISSOURI

JULY 18, 1956

REGULAR SEASON

	G	MIN	FG	FGA	PCT	3P	3A	PCT	FT	FTA	PCT	OFF	DEF	TOT	AST	PF	DQ	STL	TO	BLK	PTS	AVG	HI
1981-82	7	65	11	20	.550	0	0	-	3	6	.500	8	4	12	7	13	0	3	7	3	25	3.6	14
1982-83	48	447	53	135	.393	0	2	.000	38	48	.792	40	29	69	24	62	0	22	25	4	144	3.0	13
TOT	55	512	64	155	.413	0	2	.000	41	54	.759	48	33	81	31	75	0	25	32	7	169	3.1	-

PLAYOFFS

	G	MIN	FG	FGA	PCT	3P	3A	PCT	FT	FTA	PCT	OFF	DEF	TOT	AST	PF	DQ	STL	TO	BLK	PTS	AVG	HI
1981-82	7	38	5	9	.556	0	0	-	2	2	1.000	1	2	3	1	-	-	1	1	0	12	1.7	-
1982-83	7	20	4	7	.571	0	1	.000	0	0	.000	2	2	4	1	-	-	1	1	0	8	1.1	-
TOT	14	58	9	16	.563	0	1	.000	2	2	1.000	3	4	7	2	-	-	2	2	0	20	1.4	-

ALL-TIME ROSTER WITH STATISTICS

EARVIN JOHNSON - 6-9, 220 - MICHIGAN STATE

AUGUST 14, 1959

REGULAR SEASON table with columns: G, MIN, FG, FGA, PCT, 3P, 3A, PCT, FT, FTA, PCT, OFF, DEF, TOT, AST, PF, DQ, STL, TO, BLK, PTS, AVG, HI. Rows include seasons from 1979-80 to 1995-96 and a TOTAL row.

PLAYOFFS

PLAYOFFS table with columns: G, MIN, FG, FGA, PCT, 3P, 3A, PCT, FT, FTA, PCT, OFF, DEF, TOT, AST, PF, DQ, STL, TO, BLK, PTS, AVG, HI. Rows include seasons from 1979-80 to 1995-96 and a TOTAL row.

RON JOHNSON - 6-8, 215 - MINNESOTA

JULY 20, 1938

REGULAR SEASON table with columns: G, MIN, FG, FGA, PCT, 3P, 3A, PCT, FT, FTA, PCT, OFF, DEF, TOT, AST, PF, DQ, STL, TO, BLK, PTS, AVG, HI. Rows include seasons 1960-61 and 1961-62.

TREY JOHNSON - 6-5, 215 - JACKSON STATE

AUGUST 30, 1984

REGULAR SEASON table with columns: G, MIN, FG, FGA, PCT, 3P, 3A, PCT, FT, FTA, PCT, OFF, DEF, TOT, AST, PF, DQ, STL, TO, BLK, PTS, AVG, HI. Rows include seasons 2010-11 and 2011-12.

PLAYOFFS

PLAYOFFS table with columns: G, MIN, FG, FGA, PCT, 3P, 3A, PCT, FT, FTA, PCT, OFF, DEF, TOT, AST, PF, DQ, STL, TO, BLK, PTS, AVG, HI. Rows include seasons 2010-11 and 2011-12.

WESLEY JOHNSON - 6-7, 215 - SYRACUSE

JULY 11, 1987

REGULAR SEASON table with columns: G, MIN, FG, FGA, PCT, 3P, 3A, PCT, FT, FTA, PCT, OFF, DEF, TOT, AST, PF, DQ, STL, TO, BLK, PTS, AVG, HI. Rows include seasons 2013-14, 2014-15, and 2015-16.

DARIUS JOHNSON-ODOM - 6-2, 215 - MARQUETTE

SEPTEMBER 28, 1989

REGULAR SEASON table with columns: G, MIN, FG, FGA, PCT, 3P, 3A, PCT, FT, FTA, PCT, OFF, DEF, TOT, AST, PF, DQ, STL, TO, BLK, PTS, AVG, HI. Rows include seasons 2012-13 and 2013-14.

HOWIE JOLLIFF - 6-7, 220 - OHIO

JULY 20, 1938

REGULAR SEASON table with columns: G, MIN, FG, FGA, PCT, 3P, 3A, PCT, FT, FTA, PCT, OFF, DEF, TOT, AST, PF, DQ, STL, TO, BLK, PTS, AVG, HI. Rows include seasons 1960-61, 1961-62, and 1962-63.

PLAYOFFS

PLAYOFFS table with columns: G, MIN, FG, FGA, PCT, 3P, 3A, PCT, FT, FTA, PCT, OFF, DEF, TOT, AST, PF, DQ, STL, TO, BLK, PTS, AVG, HI. Rows include seasons 1960-61, 1961-62, and 1962-63.

DWIGHT JONES - 6-10, 210 - HOUSTON

FEBRUARY 27, 1952

REGULAR SEASON table with columns: G, MIN, FG, FGA, PCT, 3P, 3A, PCT, FT, FTA, PCT, OFF, DEF, TOT, AST, PF, DQ, STL, TO, BLK, PTS, AVG, HI. Rows include seasons 1982-83 and 1983-84.

PLAYOFFS

PLAYOFFS table with columns: G, MIN, FG, FGA, PCT, 3P, 3A, PCT, FT, FTA, PCT, OFF, DEF, TOT, AST, PF, DQ, STL, TO, BLK, PTS, AVG, HI. Rows include seasons 1982-83 and 1983-84.

ALL-TIME ROSTER WITH STATISTICS

EARL JONES - 7-0, 230 - DISTRICT OF COLUMBIA

JANUARY 13, 1961

REGULAR SEASON

G	MIN	FG	FGA	PCT	3P	3A	PCT	FT	FTA	PCT	OFF	DEF	TOT	AST	PF	DQ	STL	TO	BLK	PTS	AVG	HI
1984-85	2	7	0	1	.000	0	0	-	0	0	-	0	0	0	0	0	0	1	0	0	0.0	0

EDDIE JONES - 6-6, 200 - TEMPLE

OCTOBER 20, 1971

REGULAR SEASON

G	MIN	FG	FGA	PCT	3P	3A	PCT	FT	FTA	PCT	OFF	DEF	TOT	AST	PF	DQ	STL	TO	BLK	PTS	AVG	HI	
1994-95	64	1981	342	744	.460	91	246	.370	122	169	.722	79	170	249	128	175	1	131	75	41	897	14.0	31
1995-96	70	2184	337	685	.492	83	227	.366	136	184	.739	45	188	233	246	162	0	129	99	45	893	12.8	27
1996-97	80	2998	473	1081	.438	152	389	.391	276	337	.819	90	236	326	270	226	3	189	169	49	1374	17.2	34
1997-98	80	2910	486	1005	.484	143	368	.389	234	306	.765	85	217	302	246	164	0	160	146	55	1349	16.9	35
1998-99	20	724	96	227	.423	20	64	.313	59	80	.738	20	56	76	61	42	0	35	21	24	271	13.6	21
TOT	314	10797	1779	3742	.475	489	1294	.378	827	1076	.769	319	867	1186	951	769	4	644	510	214	4784	15.2	-

PLAYOFFS

G	MIN	FG	FGA	PCT	3P	3A	PCT	FT	FTA	PCT	OFF	DEF	TOT	AST	PF	DQ	STL	TO	BLK	PTS	AVG	HI	
1994-95	10	286	30	80	.375	12	27	.444	15	21	.714	7	25	32	20	-	-	8	17	9	87	8.7	-
1995-96	4	155	27	49	.551	10	19	.526	5	8	.625	7	14	21	6	-	-	8	4	1	69	17.3	-
1996-97	9	283	33	72	.458	9	24	.375	26	35	.743	8	23	31	29	-	-	9	13	4	101	11.2	-
1997-98	13	476	69	148	.466	20	48	.417	63	76	.829	12	39	51	32	-	-	26	17	21	221	17.0	-
TOT	36	1200	159	349	.456	51	118	.432	109	140	.779	34	101	135	87	-	-	51	51	35	478	13.3	-

JEMERRIO JONES - 6-5, 201 - NEW MEXICO STATE

APRIL 9, 1995

REGULAR SEASON

G	MIN	FG	FGA	PCT	3P	3A	PCT	FT	FTA	PCT	OFF	DEF	TOT	AST	PF	DQ	STL	TO	BLK	PTS	AVG	HI	
2018-19	6	143	12	33	.364	2	10	.200	1	2	.500	16	33	49	13	10	0	7	5	5	27	4.5	11

FEBRUARY 10, 1979

REGULAR SEASON

G	MIN	FG	FGA	PCT	3P	3A	PCT	FT	FTA	PCT	OFF	DEF	TOT	AST	PF	DQ	STL	TO	BLK	PTS	AVG	HI	
2004-05	76	1830	210	486	.432	102	261	.391	55	75	.733	107	291	398	665	165	1	44	49	24	577	7.6	25

EDDIE JORDAN - 6-1, 170 - GURGERS

JANUARY 29, 1955

REGULAR SEASON

G	MIN	FG	FGA	PCT	3P	3A	PCT	FT	FTA	PCT	OFF	DEF	TOT	AST	PF	DQ	STL	TO	BLK	PTS	AVG	HI	
1980-81	60	987	120	279	.430	3	12	.250	63	95	.663	25	55	80	195	136	0	74	120	7	306	5.1	18
1981-82	58	608	89	208	.428	1	9	.111	43	54	.796	4	39	43	131	98	0	62	66	1	222	3.8	17
1982-83	35	333	40	132	.303	3	16	.188	11	17	.647	8	18	26	80	52	0	31	54	1	94	2.7	12
1983-84	3	27	4	8	.500	0	3	.000	1	2	.500	0	4	4	5	0	4	8	0	9	3.0	4	
TOT	156	1955	253	627	.404	7	40	.175	118	168	.702	37	116	153	411	291	0	171	248	9	631	4.0	-

PLAYOFFS

G	MIN	FG	FGA	PCT	3P	3A	PCT	FT	FTA	PCT	OFF	DEF	TOT	AST	PF	DQ	STL	TO	BLK	PTS	AVG	HI
1980-81	2	4	0	0	-	0	0	-	0	0	-	0	0	1	-	-	0	0	0	0	0.0	-
1981-82	3	6	0	2	.000	0	1	.000	0	0	-	0	0	5	-	-	2	1	0	0	0.0	-
TOT	5	10	0	2	.000	0	1	.000	0	0	-	0	0	6	-	-	2	1	0	0	0.0	-

REGGIE JORDAN - 6-4, 195 - NEW MEXICO STATE

JANUARY 26, 1968

REGULAR SEASON

G	MIN	FG	FGA	PCT	3P	3A	PCT	FT	FTA	PCT	OFF	DEF	TOT	AST	PF	DQ	STL	TO	BLK	PTS	AVG	HI	
1993-94	23	259	44	103	.427	2	4	.500	35	51	.686	46	21	67	26	26	0	14	14	5	125	5.4	28

JOHNNY JORGENSEN - 6-2, 185 - DEPAUL

DECEMBER 28, 1921

REGULAR SEASON

G	MIN	FG	FGA	PCT	3P	3A	PCT	FT	FTA	PCT	OFF	DEF	TOT	AST	PF	DQ	STL	TO	BLK	PTS	AVG	HI	
1948-49	48	-	41	114	.360	-	-	-	24	33	.727	-	-	-	33	68	-	-	-	-	106	2.2	-

PLAYOFFS

G	MIN	FG	FGA	PCT	3P	3A	PCT	FT	FTA	PCT	OFF	DEF	TOT	AST	PF	DQ	STL	TO	BLK	PTS	AVG	HI	
1948-49	6	-	3	7	.429	-	-	-	1	1	1.000	-	-	-	4	-	-	-	-	-	7	1.2	-

EDWIN "WHITEY" KACHAN - 6-2, 175 - DEPAUL

SEPTEMBER 15, 1925

REGULAR SEASON

G	MIN	FG	FGA	PCT	3P	3A	PCT	FT	FTA	PCT	OFF	DEF	TOT	AST	PF	DQ	STL	TO	BLK	PTS	AVG	HI	
1948-49	19	-	16	42	.381	-	-	-	15	22	.682	-	-	-	12	24	-	-	-	-	47	2.5	-

ED KALAFAT - 6-6, 245 - MINNESOTA

OCTOBER 13, 1932

REGULAR SEASON

G	MIN	FG	FGA	PCT	3P	3A	PCT	FT	FTA	PCT	OFF	DEF	TOT	AST	PF	DQ	STL	TO	BLK	PTS	AVG	HI	
1954-55	72	1102	118	375	.315	-	-	-	111	168	.661	-	-	317	75	205	9	-	-	-	347	4.8	-
1955-56	72	1639	194	540	.359	-	-	-	186	252	.738	-	-	440	130	236	2	-	-	-	574	8.0	-
1956-57	65	1617	178	507	.351	-	-	-	197	298	.661	-	-	425	105	243	9	-	-	-	553	8.5	-
TOT	209	4358	490	1422	.345	-	-	-	494	718	.688	-	-	1182	310	684	20	-	-	-	1474	7.1	-

PLAYOFFS

G	MIN	FG	FGA	PCT	3P	3A	PCT	FT	FTA	PCT	OFF	DEF	TOT	AST	PF	DQ	STL	TO	BLK	PTS	AVG	HI	
1954-55	7	76	2	22	.091	-	-	-	3	10	.300	-	-	18	0	-	-	-	-	-	7	1.0	-
1955-56	3	55	9	21	.429	-	-	-	15	19	.789	-	-	21	2	-	-	-	-	-	33	11.0	-
1956-57	5	104	21	36	.583	-	-	-	21	31	.677	-	-	24	9	-	-	-	-	-	63	12.6	-
TOT	15	235	32	79	.405	-	-	-	39	60	.650	-	-	63	11	-	-	-	-	-	103	6.9	-

ALL-TIME ROSTER WITH STATISTICS

CHRIS KAMAN - 7-0, 265 - CENTRAL MICHIGAN

APRIL 28, 1982

REGULAR SEASON

G	MIN	FG	FGA	PCT	3P	3A	PCT	FT	FTA	PCT	OFF	DEF	TOT	AST	PF	DQ	STL	TO	BLK	PTS	AVG	HI	
2013-14	39	736	176	346	.509	0	3	.000	52	68	.765	54	175	229	58	93	1	11	74	40	404	10.4	28

JASON KAPONO - 6-8, 215 - UCLA

FEBRUARY 4, 1981

REGULAR SEASON

G	MIN	FG	FGA	PCT	3P	3A	PCT	FT	FTA	PCT	OFF	DEF	TOT	AST	PF	DQ	STL	TO	BLK	PTS	AVG	HI	
2011-12	27	269	21	55	.382	8	27	.296	4	4	1.000	2	12	14	11	21	0	3	6	0	54	2.0	-

COBY KARL - 6-5, 215 - BOISE STATE

JUNE 8, 1983

REGULAR SEASON

G	MIN	FG	FGA	PCT	3P	3A	PCT	FT	FTA	PCT	OFF	DEF	TOT	AST	PF	DQ	STL	TO	BLK	PTS	AVG	HI	
2007-08	17	71	9	26	.346	4	13	.308	8	10	.800	3	11	14	9	4	0	4	5	2	30	1.8	6

PLAYOFFS

G	MIN	FG	FGA	PCT	3P	3A	PCT	FT	FTA	PCT	OFF	DEF	TOT	AST	PF	DQ	STL	TO	BLK	PTS	AVG	HI
2007-08	1	2	0	0	-	0	0	-	0	0	-	0	0	1	-	-	0	0	0	0	0.0	-

RYAN KELLY - 6-11, 230 - DUKE

APRIL 9, 1991

REGULAR SEASON

G	MIN	FG	FGA	PCT	3P	3A	PCT	FT	FTA	PCT	OFF	DEF	TOT	AST	PF	DQ	STL	TO	BLK	PTS	AVG	HI	
2013-14	59	1312	157	371	.423	48	142	.338	110	135	.815	42	177	219	95	147	0	32	47	45	472	8.0	26
2014-15	52	1233	104	309	.337	45	134	.336	79	95	.832	13	133	146	92	118	1	30	37	24	332	6.4	21
2015-16	36	470	55	149	.369	5	37	.135	37	54	.685	21	100	121	20	39	0	13	18	10	152	4.2	12
TOT	147	3015	316	829	.381	98	313	.313	226	284	.796	76	410	486	207	304	1	75	102	79	956	6.5	-

JEROME KERSEY - 6-7, 225 - LONGWOOD

JUNE 26, 1962

REGULAR SEASON

G	MIN	FG	FGA	PCT	3P	3A	PCT	FT	FTA	PCT	OFF	DEF	TOT	AST	PF	DQ	STL	TO	BLK	PTS	AVG	HI	
1996-97	70	1766	194	449	.432	17	65	.262	71	118	.602	112	251	363	89	219	0	119	74	49	476	6.8	16

PLAYOFFS

G	MIN	FG	FGA	PCT	3P	3A	PCT	FT	FTA	PCT	OFF	DEF	TOT	AST	PF	DQ	STL	TO	BLK	PTS	AVG	HI	
1996-97	9	210	17	35	.486	0	1	.000	15	19	.789	14	34	48	14	-	-	9	3	6	49	5.4	-

RANDOLPH KEYS - 6-7, 195 - SOUTHERN MISSISSIPPI

APRIL 19, 1966

REGULAR SEASON

G	MIN	FG	FGA	PCT	3P	3A	PCT	FT	FTA	PCT	OFF	DEF	TOT	AST	PF	DQ	STL	TO	BLK	PTS	AVG	HI	
1994-95	6	83	9	26	.346	0	9	.000	2	2	1.000	6	11	17	2	16	0	1	2	2	20	3.3	10

ERNIE KILLUM - 6-3, 185 - STETSON

JUNE 11, 1948

REGULAR SEASON

G	MIN	FG	FGA	PCT	3P	3A	PCT	FT	FTA	PCT	OFF	DEF	TOT	AST	PF	DQ	STL	TO	BLK	PTS	AVG	HI	
1970-71	4	12	0	4	.000	-	-	-	1	1	1.000	-	-	2	0	1	0	-	-	-	1	0.3	-

PLAYOFFS

G	MIN	FG	FGA	PCT	3P	3A	PCT	FT	FTA	PCT	OFF	DEF	TOT	AST	PF	DQ	STL	TO	BLK	PTS	AVG	HI	
1970-71	2	4	1	1	1.000	-	-	-	2	3	.667	-	-	0	0	-	-	-	-	-	4	2.0	-

FRANKIE KING - 6-1, 185 - WESTERN CAROLINA

JUNE 6, 1972

REGULAR SEASON

G	MIN	FG	FGA	PCT	3P	3A	PCT	FT	FTA	PCT	OFF	DEF	TOT	AST	PF	DQ	STL	TO	BLK	PTS	AVG	HI	
1995-96	6	20	3	11	.273	0	1	.000	1	3	.333	1	1	2	2	4	0	2	2	0	7	1.2	3

JIM KING - 6-2, 175 - TULSA

FEBRUARY 7, 1941

REGULAR SEASON

G	MIN	FG	FGA	PCT	3P	3A	PCT	FT	FTA	PCT	OFF	DEF	TOT	AST	PF	DQ	STL	TO	BLK	PTS	AVG	HI	
1963-64	60	762	84	198	.424	-	-	-	66	101	.653	-	-	113	110	99	0	-	-	-	234	3.9	-
1964-65	77	1671	184	469	.392	-	-	-	118	151	.781	-	-	214	178	193	2	-	-	-	486	6.3	-
1965-66	76	1499	238	545	.437	-	-	-	94	115	.817	-	-	204	223	181	1	-	-	-	570	7.5	-
TOT	213	3932	506	1212	.417	-	-	-	278	367	.757	-	-	531	511	473	3	-	-	-	1290	6.1	-

PLAYOFFS

G	MIN	FG	FGA	PCT	3P	3A	PCT	FT	FTA	PCT	OFF	DEF	TOT	AST	PF	DQ	STL	TO	BLK	PTS	AVG	HI	
1963-64	4	51	4	10	.400	-	-	-	4	4	1.000	-	-	4	6	-	-	-	-	-	12	3.0	-
1964-65	11	184	28	63	.444	-	-	-	15	17	.882	-	-	36	24	-	-	-	-	-	71	6.5	-
1965-66	13	287	35	84	.417	-	-	-	12	17	.706	-	-	33	31	-	-	-	-	-	62	6.3	-
TOT	28	522	67	157	.427	-	-	-	31	38	.816	-	-	73	61	-	-	-	-	-	165	5.9	-

JOE KLEINE - 7-0, 270 - ARKANSAS

JANUARY 4, 1962

REGULAR SEASON

G	MIN	FG	FGA	PCT	3P	3A	PCT	FT	FTA	PCT	OFF	DEF	TOT	AST	PF	DQ	STL	TO	BLK	PTS	AVG	HI	
1996-97	8	30	2	8	.250	0	0	-	2	2	1.000	2	7	9	0	6	0	0	0	0	6	0.8	2

ALL-TIME ROSTER WITH STATISTICS

TRAVIS KNIGHT - 7-0, 235 - CONNECTICUT

SEPTEMBER 13, 1974

REGULAR SEASON

	G	MIN	FG	FGA	PCT	3P	3A	PCT	FT	FTA	PCT	OFF	DEF	TOT	AST	PF	DQ	STL	TO	BLK	PTS	AVG	HI	
1996-97	71	1156	140	275	.509	0	0	-	62	100	.620	130	189	319	39	170	2	31	49	58	342	4.8	19	
1998-99	37	525	67	130	.515	0	0	-	1,000	22	.29	.759	34	94	128	31	108	2	21	35	27	156	4.2	15
1999-00	63	410	46	118	.390	0	0	-	17	28	.607	46	83	129	23	88	1	6	26	23	109	1.7	9	
TOT	171	2091	253	523	.484	0	1	.000	101	157	.643	210	366	576	93	366	5	58	110	108	607	3.5	-	

PLAYOFFS

	G	MIN	FG	FGA	PCT	3P	3A	PCT	FT	FTA	PCT	OFF	DEF	TOT	AST	PF	DQ	STL	TO	BLK	PTS	AVG	HI
1996-97	9	93	8	10	.800	0	0	-	3	4	.750	3	15	18	3	-	-	3	2	3	19	2.1	-
1998-99	3	10	1	3	.333	0	0	-	1	2	.500	0	5	5	1	-	-	0	3	0	3	1.0	-
1999-00	14	48	8	15	.533	0	0	-	2	6	.333	3	2	5	0	-	-	1	6	3	18	1.3	-
TOT	26	151	17	28	.607	0	0	-	6	12	.500	6	22	28	4	-	-	4	11	6	40	1.5	-

JIM KREBS - 6-8, 230 - SMU

SEPTEMBER 8, 1935

REGULAR SEASON

	G	MIN	FG	FGA	PCT	3P	3A	PCT	FT	FTA	PCT	OFF	DEF	TOT	AST	PF	DQ	STL	TO	BLK	PTS	AVG	HI
1957-58	68	1259	199	527	.378	-	-	-	135	176	.767	-	-	502	27	182	4	-	-	-	533	7.8	-
1958-59	72	1578	271	679	.399	-	-	-	92	123	.748	-	-	491	50	212	4	-	-	-	634	8.8	-
1959-60	75	1269	237	605	.392	-	-	-	98	136	.721	-	-	327	38	210	2	-	-	-	572	7.6	-
1960-61	75	1655	271	692	.392	-	-	-	75	93	.806	-	-	456	68	223	2	-	-	-	617	8.2	-
1961-62	78	2012	312	701	.445	-	-	-	156	208	.750	-	-	616	110	290	9	-	-	-	780	10.0	-
1962-63	79	1913	272	627	.434	-	-	-	115	154	.747	-	-	502	87	256	2	-	-	-	659	8.3	-
1963-64	68	975	134	357	.375	-	-	-	65	85	.765	-	-	283	49	166	6	-	-	-	333	4.9	-
TOT	515	10661	1696	4188	.405	-	-	-	736	975	.755	-	-	3177	429	1539	29	-	-	-	4128	8.0	-

PLAYOFFS

	G	MIN	FG	FGA	PCT	3P	3A	PCT	FT	FTA	PCT	OFF	DEF	TOT	AST	PF	DQ	STL	TO	BLK	PTS	AVG	HI
1958-59	13	213	36	103	.350	-	-	-	22	23	.957	-	-	77	5	-	-	-	-	-	94	7.2	-
1959-60	9	157	23	55	.418	-	-	-	5	10	.500	-	-	47	8	-	-	-	-	-	51	5.7	-
1960-61	12	183	16	47	.340	-	-	-	14	18	.778	-	-	60	9	-	-	-	-	-	46	3.8	-
1961-62	11	327	30	90	.333	-	-	-	22	26	.846	-	-	102	21	-	-	-	-	-	82	7.5	-
1962-63	13	199	16	47	.340	-	-	-	10	15	.667	-	-	40	4	-	-	-	-	-	42	3.2	-
1963-64	4	50	6	9	.667	-	-	-	2	4	.500	-	-	22	6	-	-	-	-	-	14	3.5	-
TOT	62	1129	127	351	.362	-	-	-	75	96	.781	-	-	348	53	-	-	-	-	-	329	5.3	-

LARRY KRSTOWIAK - 6-9, 240 - MONTANA

SEPTEMBER 23, 1964

REGULAR SEASON

	G	MIN	FG	FGA	PCT	3P	3A	PCT	FT	FTA	PCT	OFF	DEF	TOT	AST	PF	DQ	STL	TO	BLK	PTS	AVG	HI
1996-97	3	11	1	2	.500	0	0	-	1	2	.500	2	3	5	3	3	0	2	1	0	3	1.0	3

MITCH KUPCHAK - 6-10, 230 - NORTH CAROLINA

MAY 24, 1954

REGULAR SEASON

	G	MIN	FG	FGA	PCT	3P	3A	PCT	FT	FTA	PCT	OFF	DEF	TOT	AST	PF	DQ	STL	TO	BLK	PTS	AVG	HI
1981-82	26	821	153	267	.573	0	0	-	65	98	.663	64	146	210	33	80	1	12	43	10	371	14.3	25
1983-84	34	324	41	108	.380	0	0	-	22	34	.647	35	52	87	7	46	0	4	22	6	104	3.1	12
1984-85	58	716	123	264	.466	0	0	-	60	91	.659	68	116	184	21	104	0	19	48	20	306	5.3	29
1985-86	55	783	124	257	.482	0	1	.000	84	112	.750	69	122	191	17	102	0	12	64	7	332	6.0	15
TOT	173	2644	441	876	.503	0	1	.000	231	335	.690	236	436	672	78	332	1	47	177	43	1113	6.4	-

PLAYOFFS

	G	MIN	FG	FGA	PCT	3P	3A	PCT	FT	FTA	PCT	OFF	DEF	TOT	AST	PF	DQ	STL	TO	BLK	PTS	AVG	HI
1983-84	9	69	5	17	.294	0	0	-	8	14	.571	12	17	29	2	-	-	1	6	2	18	2.0	-
1984-85	16	197	31	53	.585	0	1	.000	13	22	.591	11	37	48	5	-	-	2	10	7	75	4.7	-
1985-86	5	56	8	15	.533	0	0	-	4	6	.667	5	10	15	2	-	-	2	3	0	20	4.0	-
TOT	30	322	44	85	.518	0	1	.000	25	42	.595	28	64	92	9	-	-	5	19	9	113	3.8	-

C.J. KUPEC - 6-6, 220 - MICHIGAN

JANUARY 16, 1953

REGULAR SEASON

	G	MIN	FG	FGA	PCT	3P	3A	PCT	FT	FTA	PCT	OFF	DEF	TOT	AST	PF	DQ	STL	TO	BLK	PTS	AVG	HI
1975-76	16	55	10	40	.250	-	-	-	7	11	.636	4	19	23	5	7	0	3	-	0	27	1.7	6
1976-77	82	908	153	342	.447	-	-	-	78	101	.772	76	123	199	53	113	0	18	-	4	384	4.7	14
TOT	98	963	163	382	.428	-	-	-	85	112	.759	80	142	222	58	120	0	21	-	4	411	4.2	-

PLAYOFFS

	G	MIN	FG	FGA	PCT	3P	3A	PCT	FT	FTA	PCT	OFF	DEF	TOT	AST	PF	DQ	STL	TO	BLK	PTS	AVG	HI
1976-77	11	57	8	18	.444	-	-	-	5	7	.714	-	-	16	4	-	-	-	-	-	21	1.9	-

KYLE KUZMA - 6-8, 220 - UTAH

JULY 24, 1995

REGULAR SEASON

	G	MIN	FG	FGA	PCT	3P	3A	PCT	FT	FTA	PCT	OFF	DEF	TOT	AST	PF	DQ	STL	TO	BLK	PTS	AVG	HI
2017-18	77	2401	468	1039	.450	159	434	.366	147	208	.707	88	395	483	141	160	0	49	140	34	1242	16.1	38
2018-19	70	2314	496	1087	.456	128	422	.303	188	250	.752	60	322	382	178	170	0	41	133	26	1308	18.7	41
2019-20	61	1526	291	668	.436	86	272	.316	114	155	.735	52	221	273	80	126	0	28	91	26	782	12.8	36
TOT	208	6241	1255	2794	.449	373	1128	.331	449	613	.732	200	938	1138	399	456	0	118	364	86	3332	16.0	-

PLAYOFFS

	G	MIN	FG	FGA	PCT	3P	3A	PCT	FT	FTA	PCT	OFF	DEF	TOT	AST	PF	DQ	STL	TO	BLK	PTS	AVG	HI
2019-20	21	484	77	179	.430	26	83	.313	29	37	.784	18	47	65	17	50	0	6	21	7	209	10.0	19

ALL-TIME ROSTER WITH STATISTICS

BO LAMAR - 6-1, 180 - SW LOUISIANA

APRIL 7, 1951

REGULAR SEASON

G	MIN	FG	FGA	PCT	3P	3A	PCT	FT	FTA	PCT	OFF	DEF	TOT	AST	PF	DQ	STL	TO	BLK	PTS	AVG	HI
1976-77	71	1165	228	561	.406	-	-	46	68	.676	30	62	92	177	73	0	59	-	3	502	7.1	22

PLAYOFFS

G	MIN	FG	FGA	PCT	3P	3A	PCT	FT	FTA	PCT	OFF	DEF	TOT	AST	PF	DQ	STL	TO	BLK	PTS	AVG	HI
1976-77	10	109	12	41	.293	-	-	9	10	.900	-	-	9	14	-	-	-	-	-	33	3.3	-

JEFF LAMP - 6-6, 195 - VIRGINIA

MARCH 9, 1959

REGULAR SEASON

G	MIN	FG	FGA	PCT	3P	3A	PCT	FT	FTA	PCT	OFF	DEF	TOT	AST	PF	DQ	STL	TO	BLK	PTS	AVG	HI	
1987-88	3	7	0	0	-	0	0	-	2	2	1.000	0	0	0	1	0	0	0	0	2	0.7	2	
1988-89	37	176	27	69	.391	2	4	.500	4	5	.800	6	28	34	15	27	0	8	16	2	60	1.6	7
TOT	40	183	27	69	.391	2	4	.500	6	7	.857	6	28	34	15	28	0	8	16	2	62	1.6	-

PLAYOFFS

G	MIN	FG	FGA	PCT	3P	3A	PCT	FT	FTA	PCT	OFF	DEF	TOT	AST	PF	DQ	STL	TO	BLK	PTS	AVG	HI	
1988-89	5	14	3	6	.500	0	0	.000	1	2	.500	2	1	3	1	-	-	0	1	0	7	1.4	-

MARK LANDSBERGER - 6-8, 225 - ARIZONA STATE

MAY 21, 1955

REGULAR SEASON

G	MIN	FG	FGA	PCT	3P	3A	PCT	FT	FTA	PCT	OFF	DEF	TOT	AST	PF	DQ	STL	TO	BLK	PTS	AVG	HI	
1979-80	23	374	66	137	.482	0	0	-	29	56	.518	69	94	163	14	27	0	10	25	5	161	7.0	14
1980-81	69	1086	164	327	.502	0	1	.000	62	116	.534	152	225	377	27	135	0	19	65	6	390	5.7	22
1981-82	75	1134	144	329	.438	0	2	.000	33	65	.508	164	237	401	32	134	0	10	49	7	321	4.3	17
1982-83	39	356	43	102	.422	0	0	-	12	25	.480	55	73	128	12	48	0	8	20	4	98	2.5	8
TOT	206	2950	417	895	.466	0	3	.000	136	262	.519	440	629	1069	85	344	0	47	159	22	970	4.7	-

PLAYOFFS

G	MIN	FG	FGA	PCT	3P	3A	PCT	FT	FTA	PCT	OFF	DEF	TOT	AST	PF	DQ	STL	TO	BLK	PTS	AVG	HI	
1979-80	16	195	25	69	.362	0	1	.000	5	6	.833	25	44	69	2	-	0	3	10	2	55	3.4	-
1980-81	3	32	2	7	.286	0	0	-	1	1	1.000	9	6	15	0	-	1	1	0	5	1.7	-	
1981-82	9	60	3	9	.333	0	0	-	4	9	.444	11	11	22	2	-	-	0	4	0	10	1.1	-
1982-83	11	141	12	28	.429	0	1	.000	2	4	.500	19	25	44	3	-	-	0	6	2	26	2.4	-
TOT	39	428	42	113	.372	0	2	.000	12	20	.600	64	86	150	7	-	-	4	21	4	96	2.5	-

STU LANTZ - 6-3, 180 - NEBRASKA

JULY 14, 1946

REGULAR SEASON

G	MIN	FG	FGA	PCT	3P	3A	PCT	FT	FTA	PCT	OFF	DEF	TOT	AST	PF	DQ	STL	TO	BLK	PTS	AVG	HI	
1974-75	56	1430	189	446	.424	-	-	-	145	176	.824	81	89	170	158	134	1	44	-	10	523	9.3	26
1975-76	53	853	85	204	.417	-	-	-	80	89	.899	28	71	99	76	105	1	27	-	3	250	4.7	19
TOT	109	2283	274	650	.422	-	-	-	225	265	.849	109	160	269	234	239	2	71	-	13	773	7.1	-

RUDY LARUSSO - 6-8, 220 - DARTMOUTH

NOVEMBER 11, 1937

REGULAR SEASON

G	MIN	FG	FGA	PCT	3P	3A	PCT	FT	FTA	PCT	OFF	DEF	TOT	AST	PF	DQ	STL	TO	BLK	PTS	AVG	HI	
1959-60	71	2092	355	913	.389	-	-	-	265	357	.742	-	-	679	83	222	8	-	-	-	975	13.7	-
1960-61	79	2593	416	992	.419	-	-	-	323	409	.790	-	-	781	135	280	8	-	-	-	1155	14.6	-
1961-62	80	2754	516	1108	.466	-	-	-	342	448	.763	-	-	828	179	255	5	-	-	-	1374	17.2	-
1962-63	75	2505	321	761	.422	-	-	-	282	393	.718	-	-	747	187	255	5	-	-	-	924	12.3	-
1963-64	79	2746	337	776	.434	-	-	-	298	397	.751	-	-	800	190	268	5	-	-	-	972	12.3	-
1964-65	77	2588	381	827	.461	-	-	-	321	415	.773	-	-	725	198	258	3	-	-	-	1083	14.1	-
1965-66	76	2316	410	897	.457	-	-	-	350	445	.787	-	-	660	165	261	9	-	-	-	1170	15.4	-
1966-67	45	1292	211	509	.415	-	-	-	156	224	.696	-	-	351	78	149	6	-	-	-	578	12.8	-
TOT	582	18886	2947	6783	.434	-	-	-	2337	3088	.757	-	-	5571	1215	1948	49	-	-	-	8231	14.1	-

PLAYOFFS

G	MIN	FG	FGA	PCT	3P	3A	PCT	FT	FTA	PCT	OFF	DEF	TOT	AST	PF	DQ	STL	TO	BLK	PTS	AVG	HI	
1959-60	9	321	56	132	.424	-	-	-	27	35	.771	-	-	70	22	-	-	-	-	-	139	15.4	-
1960-61	12	360	57	144	.396	-	-	-	32	48	.667	-	-	96	24	-	-	-	-	-	146	12.2	-
1961-62	13	461	57	156	.365	-	-	-	69	91	.758	-	-	118	22	-	-	-	-	-	183	14.1	-
1962-63	13	465	65	154	.422	-	-	-	57	75	.760	-	-	127	28	-	-	-	-	-	187	14.4	-
1963-64	5	189	13	33	.394	-	-	-	19	22	.864	-	-	30	11	-	-	-	-	-	45	9.0	-
1964-65	11	395	56	137	.409	-	-	-	53	74	.716	-	-	89	29	-	-	-	-	-	165	15.0	-
1965-66	14	397	57	124	.460	-	-	-	53	67	.791	-	-	99	26	-	-	-	-	-	167	11.9	-
TOT	77	2588	361	880	.410	-	-	-	310	412	.752	-	-	629	162	-	-	-	-	-	1032	13.4	-

BUTCH LEE - 6-0, 175 - MARQUETTE

DECEMBER 5, 1956

REGULAR SEASON

G	MIN	FG	FGA	PCT	3P	3A	PCT	FT	FTA	PCT	OFF	DEF	TOT	AST	PF	DQ	STL	TO	BLK	PTS	AVG	HI	
1979-80	11	31	4	13	.308	0	0	-	6	7	.857	4	4	8	9	2	0	1	7	0	14	1.3	4

PLAYOFFS

G	MIN	FG	FGA	PCT	3P	3A	PCT	FT	FTA	PCT	OFF	DEF	TOT	AST	PF	DQ	STL	TO	BLK	PTS	AVG	HI	
1979-80	3	6	0	0	-	0	0	-	2	2	1.000	0	1	1	0	-	-	0	3	0	2	0.7	-

ALL-TIME ROSTER WITH STATISTICS

BOB LEONARD - 6-3, 185 - INDIANA

FEBRUARY 15, 1932

REGULAR SEASON

G	MIN	FG	FGA	PCT	3P	3A	PCT	FT	FTA	PCT	OFF	DEF	TOT	AST	PF	DQ	STL	TO	BLK	PTS	AVG	HI
1956-57	72	1943	303	867	349	-	-	186	241	.772	-	-	220	169	140	0	-	-	-	792	11.0	-
1957-58	66	2074	266	794	335	-	-	205	268	.765	-	-	237	218	145	0	-	-	-	737	11.2	-
1958-59	58	1598	206	552	373	-	-	120	160	.750	-	-	178	186	119	0	-	-	-	532	9.2	-
1959-60	73	2074	231	717	322	-	-	136	193	.705	-	-	245	252	171	3	-	-	-	598	8.2	-
1960-61	55	600	61	207	.295	-	-	71	100	.710	-	-	70	81	70	0	-	-	-	193	3.5	-
TOT	324	8289	1067	3137	.340	-	-	718	962	.746	-	-	920	906	645	3	-	-	-	2852	8.8	-

PLAYOFFS

G	MIN	FG	FGA	PCT	3P	3A	PCT	FT	FTA	PCT	OFF	DEF	TOT	AST	PF	DQ	STL	TO	BLK	PTS	AVG	HI
1956-57	5	204	42	100	.420	-	-	23	26	.885	-	-	30	38	15	-	-	-	-	107	21.4	-
1958-59	13	467	63	173	.364	-	-	32	40	.800	-	-	44	70	38	-	-	-	-	158	12.2	-
1959-60	9	207	20	67	.299	-	-	18	28	.643	-	-	10	45	17	-	-	-	-	58	6.4	-
1960-61	7	46	5	24	.208	-	-	1	4	.250	-	-	6	12	7	-	-	-	-	11	1.6	-
TOT	34	924	130	364	.357	-	-	74	98	.755	-	-	90	165	77	-	-	-	-	334	9.8	-

RONNIE LESTER - 6-2, 175 - IOWA

JANUARY 1, 1959

REGULAR SEASON

G	MIN	FG	FGA	PCT	3P	3A	PCT	FT	FTA	PCT	OFF	DEF	TOT	AST	PF	DQ	STL	TO	BLK	PTS	AVG	HI	
1984-85	32	278	34	82	.415	0	1	.000	21	31	.677	4	22	26	80	25	0	15	32	3	89	2.8	15
1985-86	27	222	26	52	.500	0	3	.000	15	19	.789	0	10	10	54	27	0	9	42	3	67	2.5	8
TOT	59	500	60	134	.448	0	4	.000	36	50	.720	4	32	36	134	52	0	24	74	6	156	2.6	-

PLAYOFFS

G	MIN	FG	FGA	PCT	3P	3A	PCT	FT	FTA	PCT	OFF	DEF	TOT	AST	PF	DQ	STL	TO	BLK	PTS	AVG	HI
1984-85	9	54	6	15	.400	0	0	-	7	9	.778	2	6	8	9	-	0	4	0	19	2.1	-

JEREMY LIN - 6-3, 200 - HARVARD

AUGUST 23, 1988

REGULAR SEASON

G	MIN	FG	FGA	PCT	3P	3A	PCT	FT	FTA	PCT	OFF	DEF	TOT	AST	PF	DQ	STL	TO	BLK	PTS	AVG	HI	
2014-15	74	1907	277	654	.424	65	176	.369	213	268	.795	26	170	196	339	189	1	82	166	32	832	11.2	29

BROOK LOPEZ - 7-0, 275 - STANFORD

APRIL 1, 1988

REGULAR SEASON

G	MIN	FG	FGA	PCT	3P	3A	PCT	FT	FTA	PCT	OFF	DEF	TOT	AST	PF	DQ	STL	TO	BLK	PTS	AVG	HI	
2017-18	74	1735	369	793	.465	112	325	.345	111	158	.703	74	220	294	126	195	0	30	98	98	961	13.0	34

STAN LOVE - 6-9, 215 - OREGON

APRIL 9, 1949

REGULAR SEASON

G	MIN	FG	FGA	PCT	3P	3A	PCT	FT	FTA	PCT	OFF	DEF	TOT	AST	PF	DQ	STL	TO	BLK	PTS	AVG	HI
1973-74	51	698	119	278	.428	-	-	49	64	.766	54	116	170	48	132	3	28	-	20	287	5.6	21
1974-75	30	431	65	194	.438	-	-	47	66	.712	31	66	97	26	69	1	16	-	13	217	7.2	18
TOT	81	1129	204	472	.432	-	-	96	130	.738	85	182	267	74	201	4	44	-	33	504	6.2	-

PLAYOFFS

G	MIN	FG	FGA	PCT	3P	3A	PCT	FT	FTA	PCT	OFF	DEF	TOT	AST	PF	DQ	STL	TO	BLK	PTS	AVG	HI
1973-74	2	9	2	3	.667	-	-	2	3	.667	-	-	3	1	-	-	-	-	-	6	3.0	-

CLYDE LOVELLETTE - 6-9, 235 - KANSAS

SEPTEMBER 7, 1929

REGULAR SEASON

G	MIN	FG	FGA	PCT	3P	3A	PCT	FT	FTA	PCT	OFF	DEF	TOT	AST	PF	DQ	STL	TO	BLK	PTS	AVG	HI
1953-54	72	2355	237	560	.423	-	-	114	164	.695	-	-	419	51	210	2	-	-	-	588	8.2	-
1954-55	70	1261	519	1192	.435	-	-	273	398	.686	-	-	802	100	262	6	-	-	-	1311	18.7	-
1955-56	71	2518	594	1370	.434	-	-	338	469	.721	-	-	992	164	245	5	-	-	-	1526	21.5	-
1956-57	69	2492	574	1348	.426	-	-	286	399	.717	-	-	932	139	251	4	-	-	-	1434	20.8	-
TOT	282	8626	1924	4470	.430	-	-	1011	1430	.707	-	-	3145	454	968	17	-	-	-	4859	17.2	-

PLAYOFFS

G	MIN	FG	FGA	PCT	3P	3A	PCT	FT	FTA	PCT	OFF	DEF	TOT	AST	PF	DQ	STL	TO	BLK	PTS	AVG	HI
1953-54	13	265	54	120	.450	-	-	28	58	.483	-	-	126	7	-	-	-	-	-	136	10.5	-
1954-55	7	197	44	98	.449	-	-	29	40	.725	-	-	64	3	-	-	-	-	-	117	16.7	-
1955-56	3	69	19	39	.487	-	-	19	32	.594	-	-	25	6	-	-	-	-	-	57	19.0	-
1956-57	5	181	51	118	.432	-	-	19	26	.731	-	-	47	11	-	-	-	-	-	121	24.2	-
TOT	28	712	168	375	.448	-	-	95	156	.609	-	-	262	27	-	-	-	-	-	431	15.4	-

MAURICE LUCAS - 6-9, 215 - MARQUETTE

FEBRUARY 18, 1952

REGULAR SEASON

G	MIN	FG	FGA	PCT	3P	3A	PCT	FT	FTA	PCT	OFF	DEF	TOT	AST	PF	DQ	STL	TO	BLK	PTS	AVG	HI	
1985-86	77	1750	302	653	.462	1	2	.500	180	230	.783	164	402	566	84	253	1	45	121	24	785	10.2	23

PLAYOFFS

G	MIN	FG	FGA	PCT	3P	3A	PCT	FT	FTA	PCT	OFF	DEF	TOT	AST	PF	DQ	STL	TO	BLK	PTS	AVG	HI
1985-86	14	319	59	112	.527	0	0	-	14	19	.737	29	62	91	10	-	6	13	5	132	9.4	-

TYRONN LUE - 6-0, 175 - NEBRASKA

MAY 3, 1977

REGULAR SEASON

G	MIN	FG	FGA	PCT	3P	3A	PCT	FT	FTA	PCT	OFF	DEF	TOT	AST	PF	DQ	STL	TO	BLK	PTS	AVG	HI	
1998-99	15	188	28	65	.431	7	16	.438	12	21	.571	2	4	6	25	28	0	5	11	0	75	5.0	15
1999-00	8	146	19	39	.487	4	8	.500	6	8	.750	2	10	12	17	17	0	3	9	0	48	6.0	13
2000-01	38	468	50	117	.427	11	34	.324	19	24	.792	5	27	32	45	54	1	19	27	0	130	3.4	10
TOT	61	802	97	221	.439	22	58	.379	37	53	.698	9	41	50	87	99	1	27	47	0	253	4.1	-

PLAYOFFS

G	MIN	FG	FGA	PCT	3P	3A	PCT	FT	FTA	PCT	OFF	DEF	TOT	AST	PF	DQ	STL	TO	BLK	PTS	AVG	HI
1998-99	3	33	7	17	.412	0																

ALL-TIME ROSTER WITH STATISTICS

GEORGE LYNCH - 6-8, 220 - NORTH CAROLINA

SEPTEMBER 3, 1970

REGULAR SEASON

G	MIN	FG	FGA	PCT	3P	3A	PCT	FT	FTA	PCT	OFF	DEF	TOT	AST	PF	DQ	STL	TO	BLK	PTS	AVG	HI	
1993-94	71	1762	291	573	.508	0	5	.000	99	166	.596	220	190	410	96	177	1	102	87	27	681	9.6	30
1994-95	56	953	138	295	.468	3	21	.143	62	86	.721	75	109	184	62	86	0	51	73	10	341	6.1	21
1995-96	76	1012	117	272	.430	4	13	.308	53	80	.663	82	127	209	51	106	0	47	40	10	291	3.8	14
TOT	203	3727	546	1140	.479	7	39	.179	214	332	.645	377	426	803	209	369	1	200	200	47	1313	6.5	-

PLAYOFFS

G	MIN	FG	FGA	PCT	3P	3A	PCT	FT	FTA	PCT	OFF	DEF	TOT	AST	PF	DQ	STL	TO	BLK	PTS	AVG	HI
1994-95	10	136	15	32	.469	1	5	.200	13	20	.650	13	17	30	7	-	8	9	0	44	4.4	-
1995-96	2	15	2	4	.500	0	1	.000	0	0	-	0	3	3	1	-	0	2	0	4	2.0	-
TOT	12	151	17	36	.472	1	6	.167	13	20	.650	13	20	33	8	-	8	11	0	48	4.0	-

MIKE LYNN - 6-7, 215 - UCLA

NOVEMBER 25, 1945

REGULAR SEASON

G	MIN	FG	FGA	PCT	3P	3A	PCT	FT	FTA	PCT	OFF	DEF	TOT	AST	PF	DQ	STL	TO	BLK	PTS	AVG	HI	
1969-70	44	403	44	133	.331	-	-	-	31	48	.646	-	-	64	30	87	4	-	-	-	119	2.7	-

PLAYOFFS

G	MIN	FG	FGA	PCT	3P	3A	PCT	FT	FTA	PCT	OFF	DEF	TOT	AST	PF	DQ	STL	TO	BLK	PTS	AVG	HI
1969-70	3	6	2	3	.667	1	1	1.000	1	1	1.000	0	0	2	1	-	-	-	-	4	1.3	-

SCOTT MACHADO - 6-3, 201 - IONA

JUNE 8, 1990

REGULAR SEASON

G	MIN	FG	FGA	PCT	3P	3A	PCT	FT	FTA	PCT	OFF	DEF	TOT	AST	PF	DQ	STL	TO	BLK	PTS	AVG	HI
2018-19	4	19	4	6	.667	1	1	1.000	1	1	1.000	0	0	3	2	0	1	0	0	10	2.5	7

OLIVER MACK - 6-3, 195 - EAST CAROLINA

JUNE 6, 1957

REGULAR SEASON

G	MIN	FG	FGA	PCT	3P	3A	PCT	FT	FTA	PCT	OFF	DEF	TOT	AST	PF	DQ	STL	TO	BLK	PTS	AVG	HI	
1979-80	27	155	21	50	.420	0	1	.000	9	18	.500	7	15	22	20	16	0	4	9	0	51	1.9	10

MARK MADSEN - 6-9, 245 - STANFORD

JANUARY 28, 1976

REGULAR SEASON

G	MIN	FG	FGA	PCT	3P	3A	PCT	FT	FTA	PCT	OFF	DEF	TOT	AST	PF	DQ	STL	TO	BLK	PTS	AVG	HI	
2000-01	70	641	55	113	.487	1	1	1.000	26	37	.703	74	78	152	24	111	2	8	27	8	137	2.0	15
2001-02	59	650	66	146	.452	0	2	.000	35	54	.648	89	73	162	44	104	0	16	22	13	167	2.8	10
2002-03	54	781	69	163	.423	0	0	-	36	61	.590	86	73	159	38	116	0	15	27	19	174	3.2	12
TOT	183	2072	190	422	.450	1	3	.333	97	152	.638	249	224	473	106	331	2	39	76	40	478	2.6	-

PLAYOFFS

G	MIN	FG	FGA	PCT	3P	3A	PCT	FT	FTA	PCT	OFF	DEF	TOT	AST	PF	DQ	STL	TO	BLK	PTS	AVG	HI
2000-01	13	48	1	13	.077	0	0	-	3	5	.600	6	4	10	4	-	0	2	2	5	0.4	-
2001-02	7	10	0	1	.000	0	1	.000	0	0	-	0	2	2	0	-	0	1	0	0	0.0	-
2002-03	12	169	13	31	.419	0	1	.000	7	16	.438	14	14	28	12	-	3	8	2	33	2.8	-
TOT	32	227	14	45	.311	0	2	.000	10	21	.476	20	20	40	16	-	3	11	4	38	1.2	-

KARL MALONE - 6-9, 259 - LOUISIANA TECH

JULY 24, 1963

REGULAR SEASON

G	MIN	FG	FGA	PCT	3P	3A	PCT	FT	FTA	PCT	OFF	DEF	TOT	AST	PF	DQ	STL	TO	BLK	PTS	AVG	HI	
2003-04	42	1373	193	400	.483	0	1	.000	168	225	.747	61	306	367	163	116	1	50	103	20	554	13.2	20

PLAYOFFS

G	MIN	FG	FGA	PCT	3P	3A	PCT	FT	FTA	PCT	OFF	DEF	TOT	AST	PF	DQ	STL	TO	BLK	PTS	AVG	HI
2003-04	21	798	98	218	.450	0	1	.000	46	73	.630	37	148	185	72	-	24	47	2	242	11.5	-

NICK MANTIS - 6-3, 190 - NORTHWESTERN

DECEMBER 7, 1935

REGULAR SEASON

G	MIN	FG	FGA	PCT	3P	3A	PCT	FT	FTA	PCT	OFF	DEF	TOT	AST	PF	DQ	STL	TO	BLK	PTS	AVG	HI
1959-60	10	71	10	39	.256	-	-	-	1	2	.500	-	-	6	9	8	0	-	-	21	2.1	-

KENDALL MARSHALL - 6-4, 195 - NORTH CAROLINA

AUGUST 19, 1991

REGULAR SEASON

G	MIN	FG	FGA	PCT	3P	3A	PCT	FT	FTA	PCT	OFF	DEF	TOT	AST	PF	DQ	STL	TO	BLK	PTS	AVG	HI	
2013-14	54	1564	170	419	.406	71	178	.399	19	36	.528	15	140	155	477	76	0	48	150	4	430	8.0	20

ALL-TIME ROSTER WITH STATISTICS

SLATER "DUGIE" MARTIN - 5-10, 170 - TEXAS

OCTOBER 22, 1925

REGULAR SEASON

G	MIN	FG	FGA	PCT	3P	3A	PCT	FT	FTA	PCT	OFF	DEF	TOT	AST	PF	DQ	STL	TO	BLK	PTS	AVG	HI
1949-50	67	-	106	302	.351	-	-	59	93	.634	-	-	-	148	162	-	-	-	-	271	4.0	-
1950-51	68	-	227	627	.362	-	-	121	177	.684	-	-	-	246	235	199	3	-	-	575	8.5	-
1951-52	66	2480	237	632	.375	-	-	142	190	.747	-	-	-	228	249	226	9	-	-	616	9.3	-
1952-53	70	2556	240	634	.410	-	-	224	287	.780	-	-	-	186	250	246	6	-	-	744	10.6	-
1953-54	69	2472	254	654	.388	-	-	176	243	.724	-	-	-	166	253	198	3	-	-	684	9.9	-
1954-55	72	2784	350	919	.381	-	-	276	359	.769	-	-	-	260	427	221	7	-	-	976	13.6	-
1955-56	72	2838	309	863	.358	-	-	329	395	.833	-	-	-	260	445	202	2	-	-	947	13.2	-
TOT	484	13130	1743	4631	.376	-	-	1327	1744	.761	-	-	-	1346	2007	1454	28	-	-	4813	9.9	-

PLAYOFFS

G	MIN	FG	FGA	PCT	3P	3A	PCT	FT	FTA	PCT	OFF	DEF	TOT	AST	PF	DQ	STL	TO	BLK	PTS	AVG	HI
1949-50	12	-	21	50	.420	-	-	14	24	.583	-	-	-	25	35	-	-	-	-	56	4.7	-
1950-51	7	-	18	51	.353	-	-	14	27	.519	-	-	-	42	25	20	-	-	-	50	7.1	-
1951-52	13	523	38	110	.345	-	-	41	56	.732	-	-	-	37	56	64	-	-	-	117	9.0	-
1952-53	12	453	41	103	.398	-	-	39	51	.765	-	-	-	31	43	49	-	-	-	121	10.1	-
1953-54	13	533	37	112	.330	-	-	52	70	.743	-	-	-	29	60	52	-	-	-	126	9.7	-
1954-55	7	315	28	94	.298	-	-	40	49	.816	-	-	-	28	31	23	-	-	-	96	13.7	-
1955-56	3	121	17	37	.459	-	-	20	24	.833	-	-	-	7	15	9	-	-	-	54	18.0	-
TOT	67	1945	200	557	.359	-	-	220	301	.731	-	-	-	174	255	252	-	-	-	620	9.3	-

WES MATTHEWS - 6-1, 170 - WISCONSIN

AUGUST 24, 1959

REGULAR SEASON

G	MIN	FG	FGA	PCT	3P	3A	PCT	FT	FTA	PCT	OFF	DEF	TOT	AST	PF	DQ	STL	TO	BLK	PTS	AVG	HI	
1986-87	50	532	89	187	.476	1	3	.333	29	36	.806	13	34	47	100	53	0	23	51	4	208	4.2	16
1987-88	51	706	114	248	.460	7	30	.233	54	65	.831	16	50	66	138	65	0	25	69	3	289	5.7	18
TOT	101	1238	203	435	.467	8	33	.242	83	101	.822	29	84	113	238	118	0	48	120	7	497	4.9	-

PLAYOFFS

G	MIN	FG	FGA	PCT	3P	3A	PCT	FT	FTA	PCT	OFF	DEF	TOT	AST	PF	DQ	STL	TO	BLK	PTS	AVG	HI	
1986-87	12	61	11	23	.478	0	1	.000	6	7	.857	0	4	4	9	-	-	1	13	0	28	2.3	-
1987-88	10	27	2	5	.400	0	1	.000	8	10	.800	0	1	2	-	-	1	3	0	12	1.2	-	
TOT	22	88	13	28	.464	0	2	.000	14	17	.824	0	5	5	11	-	2	16	0	40	1.8	-	

DJ MBENGA - 7-0, 255 - DEMOCRATIC REPUBLIC OF THE CONGO

DECEMBER 30, 1980

REGULAR SEASON

G	MIN	FG	FGA	PCT	3P	3A	PCT	FT	FTA	PCT	OFF	DEF	TOT	AST	PF	DQ	STL	TO	BLK	PTS	AVG	HI	
2007-08	26	196	30	61	.492	0	0	-	4	10	.400	15	26	41	6	38	1	4	8	16	64	2.5	8
2008-09	23	181	27	57	.474	0	1	.000	7	8	.875	9	2	31	9	33	0	10	13	24	61	2.7	10
2009-10	49	355	48	103	.466	0	0	-	9	19	.474	32	55	87	8	54	0	5	15	29	105	2.1	11
TOT	98	732	105	221	.475	0	1	.000	20	37	.541	56	83	159	23	125	1	19	36	69	230	2.3	-

PLAYOFFS

G	MIN	FG	FGA	PCT	3P	3A	PCT	FT	FTA	PCT	OFF	DEF	TOT	AST	PF	DQ	STL	TO	BLK	PTS	AVG	HI
2007-08	7	30	5	8	.625	0	0	0	0	0	-	3	6	9	0	-	2	1	1	10	1.4	-
2008-09	7	16	1	6	.167	0	0	0	0	0	-	0	3	3	0	-	0	2	2	2	0.3	-
2009-10	3	12	2	6	.333	0	0	-	1	1	1.000	0	5	5	1	-	-	0	0	5	1.7	-
TOT	17	58	8	20	.400	0	0	-	1	1	1.000	3	14	17	1	-	2	3	3	17	1.0	-

BOB MCADOO - 6-9, 210 - NORTH CAROLINA

SEPTEMBER 15, 1951

REGULAR SEASON

G	MIN	FG	FGA	PCT	3P	3A	PCT	FT	FTA	PCT	OFF	DEF	TOT	AST	PF	DQ	STL	TO	BLK	PTS	AVG	HI	
1981-82	41	746	151	330	.458	0	5	.000	90	126	.714	45	114	159	32	109	1	22	51	36	392	9.6	30
1982-83	47	1019	292	562	.520	0	1	.000	119	163	.730	76	171	247	39	153	2	40	68	40	703	15.0	26
1983-84	70	1456	352	748	.471	0	5	.000	212	264	.803	82	207	289	74	182	0	42	127	50	916	13.1	32
1984-85	66	1254	284	546	.520	0	1	.000	122	162	.753	79	216	295	67	170	0	18	95	53	690	10.5	22
TOT	224	4475	1079	2186	.494	0	12	.000	543	715	.759	282	708	990	212	614	3	122	341	179	2701	12.1	-

PLAYOFFS

G	MIN	FG	FGA	PCT	3P	3A	PCT	FT	FTA	PCT	OFF	DEF	TOT	AST	PF	DQ	STL	TO	BLK	PTS	AVG	HI	
1981-82	14	388	101	179	.564	0	0	-	32	47	.681	21	74	95	22	-	-	10	35	21	234	16.7	-
1982-83	8	166	37	84	.440	2	6	.333	11	14	.786	15	31	46	5	-	-	11	10	10	87	10.9	-
1983-84	20	447	111	215	.516	0	1	.000	57	81	.704	30	78	108	12	-	-	12	39	27	279	14.0	-
1984-85	19	398	91	193	.472	0	1	.000	35	47	.745	25	61	86	15	-	-	9	32	26	217	11.4	-
TOT	61	1399	340	671	.507	2	8	.250	135	189	.714	91	244	335	54	-	-	42	116	84	817	13.4	-

MEL MCCANTS - 6-8, 240 - PURDUE

AUGUST 19, 1967

REGULAR SEASON

G	MIN	FG	FGA	PCT	3P	3A	PCT	FT	FTA	PCT	OFF	DEF	TOT	AST	PF	DQ	STL	TO	BLK	PTS	AVG	HI	
1989-90	13	65	8	26	.308	0	0	-	6	8	.750	1	5	6	2	11	0	3	1	1	22	1.7	4

PLAYOFFS

G	MIN	FG	FGA	PCT	3P	3A	PCT	FT	FTA	PCT	OFF	DEF	TOT	AST	PF	DQ	STL	TO	BLK	PTS	AVG	HI	
1989-90	2	5	0	0	-	0	0	0	0	0	-	0	0	0	-	-	0	0	0	0	0.0	0	-

ALL-TIME ROSTER WITH STATISTICS

WILLIE MCCARTER - 6-3, 175 - DRAKE

JULY 26, 1946

REGULAR SEASON

G	MIN	FG	FGA	PCT	3P	3A	PCT	FT	FTA	PCT	OFF	DEF	TOT	AST	PF	DQ	STL	TO	BLK	PTS	AVG	HI
1969-70	40	861	132	349	.378	-	-	-	43	60	.717	-	-	83	93	71	0	-	-	307	7.7	-
1970-71	76	1369	247	592	.417	-	-	-	46	77	.597	-	-	122	126	152	0	-	-	540	7.1	-
TOT	116	2230	379	941	.403	-	-	-	89	137	.650	-	-	205	219	223	0	-	-	847	7.3	-

PLAYOFFS

G	MIN	FG	FGA	PCT	3P	3A	PCT	FT	FTA	PCT	OFF	DEF	TOT	AST	PF	DQ	STL	TO	BLK	PTS	AVG	HI
1969-70	5	14	3	7	.429	-	-	-	1	1	1.000	-	-	3	3	-	-	-	-	7	1.4	-
1970-71	12	232	27	76	.355	-	-	-	1	6	.167	-	-	26	17	-	-	-	-	55	4.6	-
TOT	17	246	30	83	.361	-	-	-	2	7	.286	-	-	29	20	-	-	-	-	62	3.6	-

GEORGE MCCLLOUD - 6-8, 225 - FLORIDA STATE

MAY 27, 1967

REGULAR SEASON

G	MIN	FG	FGA	PCT	3P	3A	PCT	FT	FTA	PCT	OFF	DEF	TOT	AST	PF	DQ	STL	TO	BLK	PTS	AVG	HI	
1996-97	23	286	34	96	.354	21	49	.429	6	9	.667	7	29	36	17	20	0	9	9	0	95	4.1	16

JELANI MCCOY - 6-10, 245 - UCLA

DECEMBER 6, 1977

REGULAR SEASON

G	MIN	FG	FGA	PCT	3P	3A	PCT	FT	FTA	PCT	OFF	DEF	TOT	AST	PF	DQ	STL	TO	BLK	PTS	AVG	HI	
2001-02	21	104	12	21	.571	0	0	-	2	8	.250	8	17	25	7	14	0	0	8	5	26	1.2	6

JIM MCDANIELS - 6-11, 230 - WESTERN KENTUCKY

APRIL 2, 1948

REGULAR SEASON

G	MIN	FG	FGA	PCT	3P	3A	PCT	FT	FTA	PCT	OFF	DEF	TOT	AST	PF	DQ	STL	TO	BLK	PTS	AVG	HI	
1975-76	35	242	41	102	.402	-	-	-	9	9	1.000	26	48	74	15	40	1	4	-	10	91	2.6	12

JAVALE MCGEE - 7-0, 270 - NEVADA

JANUARY 19, 1988

REGULAR SEASON

G	MIN	FG	FGA	PCT	3P	3A	PCT	FT	FTA	PCT	OFF	DEF	TOT	AST	PF	DQ	STL	TO	BLK	PTS	AVG	HI	
2018-19	75	1671	400	641	.624	1	12	.083	96	152	.632	195	371	566	52	208	3	47	108	148	897	12.0	33
2019-20	68	1130	195	306	.637	3	6	.500	53	82	.646	125	265	390	37	159	0	36	55	94	446	6.6	18
TOT	143	2801	595	947	.628	4	18	.222	149	234	.637	320	636	956	89	367	3	83	163	242	1343	9.4	-

PLAYOFFS

G	MIN	FG	FGA	PCT	3P	3A	PCT	FT	FTA	PCT	OFF	DEF	TOT	AST	PF	DQ	STL	TO	BLK	PTS	AVG	HI	
2019-20	14	135	20	32	.625	0	2	.000	1	2	.500	16	28	44	7	22	0	2	9	10	41	2.9	10

MIKE MCGEE - 6-5, 205 - MICHIGAN

JULY 29, 1959

REGULAR SEASON

G	MIN	FG	FGA	PCT	3P	3A	PCT	FT	FTA	PCT	OFF	DEF	TOT	AST	PF	DQ	STL	TO	BLK	PTS	AVG	HI	
1981-82	39	352	80	172	.465	0	4	.000	31	53	.585	34	15	49	16	59	0	18	34	3	191	4.9	27
1982-83	39	381	69	163	.423	1	7	.143	17	23	.739	33	20	53	26	50	1	11	27	5	156	4.0	19
1983-84	77	1425	347	584	.594	2	13	.154	61	113	.540	117	76	193	81	176	0	49	111	6	757	9.8	33
1984-85	76	1170	329	612	.538	22	61	.361	94	160	.588	97	68	165	71	147	1	39	81	7	774	10.2	41
1985-86	71	1213	252	544	.463	41	114	.360	42	64	.656	51	89	140	83	131	0	53	70	7	587	8.3	34
TOT	302	4541	1077	2075	.519	66	199	.332	245	413	.593	332	268	600	277	563	2	170	323	28	2465	8.2	-

PLAYOFFS

G	MIN	FG	FGA	PCT	3P	3A	PCT	FT	FTA	PCT	OFF	DEF	TOT	AST	PF	DQ	STL	TO	BLK	PTS	AVG	HI	
1981-82	4	10	6	13	.462	0	1	.000	0	0	-	3	0	-	-	0	0	1	0	12	3.0	-	
1982-83	6	25	4	11	.364	1	1	1.000	3	4	.750	5	2	7	1	-	-	0	4	0	12	2.0	
1983-84	17	370	90	157	.573	6	17	.353	25	39	.641	22	12	34	23	-	-	11	27	1	211	12.4	
1984-85	17	260	76	142	.535	9	18	.500	29	42	.690	20	16	36	12	-	-	7	14	1	190	11.2	
1985-86	6	28	8	18	.444	0	3	.000	0	4	.000	3	2	5	2	-	-	0	2	0	16	2.7	
TOT	50	693	184	341	.540	16	40	.400	57	89	.640	53	32	85	38	-	-	18	48	2	441	8.8	-

BILL MCGILL - 6-9, 225 - UTAH

SEPTEMBER 16, 1939

REGULAR SEASON

G	MIN	FG	FGA	PCT	3P	3A	PCT	FT	FTA	PCT	OFF	DEF	TOT	AST	PF	DQ	STL	TO	BLK	PTS	AVG	HI
1964-65	8	37	7	20	.350	-	-	-	1	1	1.000	-	-	12	3	6	0	-	-	15	1.9	-

PLAYOFFS

G	MIN	FG	FGA	PCT	3P	3A	PCT	FT	FTA	PCT	OFF	DEF	TOT	AST	PF	DQ	STL	TO	BLK	PTS	AVG	HI
1964-65	5	34	5	9	.556	-	-	-	1	1	1.000	-	-	9	2	-	-	-	-	11	2.2	-

KEVIN MCKENNA - 6-5, 195 - CREIGHTON

JANUARY 8, 1959

REGULAR SEASON

G	MIN	FG	FGA	PCT	3P	3A	PCT	FT	FTA	PCT	OFF	DEF	TOT	AST	PF	DQ	STL	TO	BLK	PTS	AVG	HI	
1981-82	36	237	28	87	.322	0	2	.000	11	17	.647	18	11	29	14	45	0	10	20	2	67	1.9	8

AARON MCKIE - 6-5, 209 - TEMPLE

OCTOBER 2, 1972

REGULAR SEASON

G	MIN	FG	FGA	PCT	3P	3A	PCT	FT	FTA	PCT	OFF	DEF	TOT	AST	PF	DQ	STL	TO	BLK	PTS	AVG	HI	
2005-06	14	121	3	12	.250	0	2	.000	1	2	.500	3	17	20	11	7	0	5	2	0	7	0.5	2
2006-07	10	131	11	17	.647	0	0	-	0	0	-	1	17	18	13	14	0	4	8	0	22	2.2	12
TOT	24	252	14	29	.483	0	2	.000	1	2	.500	4	34	38	24	21	0	9	10	0	29	1.2	-

PLAYOFFS

G	MIN	FG	FGA	PCT	3P	3A	PCT	FT	FTA	PCT	OFF	DEF	TOT	AST	PF	DQ	STL	TO	BLK	PTS	AVG	HI
2005-06	1	8	0	0	-	0	0	-	0	0	-	0	0	0	0	-	0	0	0	0	0.0	-

ALL-TIME ROSTER WITH STATISTICS

JIM MCMILLIAN - 6-5, 225 - COLUMBIA

MARCH 11, 1948

REGULAR SEASON

	G	MIN	FG	FGA	PCT	3P	3A	PCT	FT	FTA	PCT	OFF	DEF	TOT	AST	PF	DQ	STL	TO	BLK	PTS	AVG	HI
1970-71	81	1747	289	629	.459	-	-	-	100	130	.769	-	-	330	133	122	1	-	-	-	678	8.4	-
1971-72	80	3050	642	1331	.482	-	-	-	219	277	.791	-	-	522	209	209	0	-	-	-	1503	18.8	-
1972-73	81	2953	655	1431	.458	-	-	-	223	264	.845	-	-	447	221	176	0	-	-	-	1533	18.9	-
TOT	242	7750	1586	3391	.468	-	-	-	542	671	.808	-	-	1299	563	507	1	-	-	-	3714	15.3	-

PLAYOFFS

	G	MIN	FG	FGA	PCT	3P	3A	PCT	FT	FTA	PCT	OFF	DEF	TOT	AST	PF	DQ	STL	TO	BLK	PTS	AVG	HI
1970-71	12	522	79	181	.436	-	-	-	23	34	.676	-	-	65	22	2	-	-	-	-	181	15.1	-
1971-72	15	624	113	253	.447	-	-	-	60	70	.857	-	-	85	22	3	-	-	-	-	286	19.1	-
1972-73	17	630	143	307	.466	-	-	-	55	75	.733	-	-	82	37	-	-	-	-	-	341	20.1	-
TOT	44	1776	335	741	.452	-	-	-	138	179	.771	-	-	232	81	-	-	-	-	-	808	18.4	-

MARK MCNAMARA - 6-11, 235 - CALIFORNIA

JUNE 8, 1959

REGULAR SEASON

	G	MIN	FG	FGA	PCT	3P	3A	PCT	FT	FTA	PCT	OFF	DEF	TOT	AST	PF	DQ	STL	TO	BLK	PTS	AVG	HI
1988-89	39	318	32	64	.500	0	0	-	49	78	.628	38	62	100	10	51	0	4	24	3	113	2.9	10
1989-90	33	190	38	86	.442	0	0	-	26	40	.650	22	41	63	3	31	1	2	21	1	102	3.1	15
TOT	72	508	70	150	.467	0	0	-	75	118	.636	60	103	163	13	82	1	6	45	4	215	3.0	-

PLAYOFFS

	G	MIN	FG	FGA	PCT	3P	3A	PCT	FT	FTA	PCT	OFF	DEF	TOT	AST	PF	DQ	STL	TO	BLK	PTS	AVG	HI
1988-89	3	7	1	2	.500	0	0	-	1	2	.500	0	1	1	0	-	-	0	0	0	3	1.0	-
1989-90	2	5	1	4	.250	0	0	-	0	0	-	0	1	1	0	-	-	0	0	0	2	1.0	-
TOT	5	12	2	6	.333	0	0	-	1	2	.500	0	2	2	0	-	-	0	0	0	5	1.0	-

BOB MCNEILL - 6-1, 180 - ST. JOSEPH'S

OCTOBER 22, 1938

REGULAR SEASON

	G	MIN	FG	FGA	PCT	3P	3A	PCT	FT	FTA	PCT	OFF	DEF	TOT	AST	PF	DQ	STL	TO	BLK	PTS	AVG	HI
1961-62	29	229	22	60	.367	-	-	-	8	12	.667	-	-	23	40	25	0	-	-	-	52	1.8	-

PLAYOFFS

	G	MIN	FG	FGA	PCT	3P	3A	PCT	FT	FTA	PCT	OFF	DEF	TOT	AST	PF	DQ	STL	TO	BLK	PTS	AVG	HI
1961-62	5	20	4	7	.571	-	-	-	1	2	.500	-	-	6	5	-	-	-	-	-	9	1.8	-

JOSH MCROBERTS - 6-10, 240 - DUKE

FEBRUARY 28, 1987

REGULAR SEASON

	G	MIN	FG	FGA	PCT	3P	3A	PCT	FT	FTA	PCT	OFF	DEF	TOT	AST	PF	DQ	STL	TO	BLK	PTS	AVG	HI
2011-12	50	718	56	118	.475	3	7	.429	23	36	.639	61	110	171	51	74	0	15	31	18	138	2.8	16

PLAYOFFS

	G	MIN	FG	FGA	PCT	3P	3A	PCT	FT	FTA	PCT	OFF	DEF	TOT	AST	PF	DQ	STL	TO	BLK	PTS	AVG	HI
2011-12	6	16	1	4	.250	0	1	.000	0	0	-	0	4	4	1	1	0	0	2	1	2	0.3	-

STANISLAV MEDVEDENKO - 6-10, 253 - UKRAINE

APRIL 4, 1979

REGULAR SEASON

	G	MIN	FG	FGA	PCT	3P	3A	PCT	FT	FTA	PCT	OFF	DEF	TOT	AST	PF	DQ	STL	TO	BLK	PTS	AVG	HI
2000-01	7	39	12	25	.480	1	1	1.000	7	12	.583	1	8	9	2	9	0	1	3	1	32	4.6	10
2001-02	71	729	145	304	.477	0	4	.000	41	62	.661	85	73	158	43	119	0	29	42	11	331	4.7	18
2002-03	58	620	112	258	.434	0	2	.000	31	43	.721	66	75	141	18	118	0	11	37	8	255	4.4	15
2003-04	68	1442	237	537	.441	0	3	.000	89	116	.767	148	195	343	57	191	1	38	59	18	563	8.3	26
2004-05	43	423	71	156	.455	0	1	.000	23	28	.821	31	48	79	13	64	0	9	13	2	165	3.8	16
2005-06	2	6	1	2	.500	0	0	-	0	0	-	0	0	0	1	1	0	0	0	0	2	1.0	2
TOT	249	3259	578	1282	.451	1	11	.091	191	261	.732	331	399	730	134	502	1	88	154	40	1348	5.4	-

PLAYOFFS

	G	MIN	FG	FGA	PCT	3P	3A	PCT	FT	FTA	PCT	OFF	DEF	TOT	AST	PF	DQ	STL	TO	BLK	PTS	AVG	HI
2001-02	7	21	3	5	.600	0	0	-	0	0	-	1	3	4	0	-	-	1	0	6	0.9	-	
2002-03	9	73	15	27	.556	0	0	-	4	6	.667	4	14	18	1	-	-	1	3	1	34	3.8	-
2003-04	21	237	33	75	.440	0	0	-	17	21	.810	23	30	53	10	-	-	4	5	4	83	4.0	-
TOT	37	331	51	107	.477	0	0	-	21	27	.778	28	47	75	11	-	-	5	9	5	123	3.3	-

JODIE MEEKS - 6-4, 210 - KENTUCKY

AUGUST 21, 1987

REGULAR SEASON

	G	MIN	FG	FGA	PCT	3P	3A	PCT	FT	FTA	PCT	OFF	DEF	TOT	AST	PF	DQ	STL	TO	BLK	PTS	AVG	HI
2012-13	78	1663	205	530	.387	122	342	.357	86	96	.896	37	134	171	69	103	0	58	52	5	618	7.9	24
2013-14	77	2556	413	892	.463	162	404	.401	221	258	.857	30	164	194	138	119	0	111	111	4	1209	15.7	42
TOT	155	4219	618	1422	.435	284	746	.381	307	354	.867	67	298	365	207	222	0	169	163	9	1827	11.8	-

PLAYOFFS

	G	MIN	FG	FGA	PCT	3P	3A	PCT	FT	FTA	PCT	OFF	DEF	TOT	AST	PF	DQ	STL	TO	BLK	PTS	AVG	HI
2012-13	1	20	1	4	.250	0	2	.000	2	2	1.000	1	1	2	0	2	0	1	2	0	4	4.0	-

CLIFF MEELY - 6-8, 215 - COLORADO

JULY 10, 1947

REGULAR SEASON

	G	MIN	FG	FGA	PCT	3P	3A	PCT	FT	FTA	PCT	OFF	DEF	TOT	AST	PF	DQ	STL	TO	BLK	PTS	AVG	HI
1975-76	20	139	20	51	.392	-	-	-	24	32	.750	10	35	45	9	30	0	5	-	4	64	3.2	11

ALL-TIME ROSTER WITH STATISTICS

CHUCK MENCEL - 6-0, 170 - MINNESOTA

APRIL 21, 1933

REGULAR SEASON

	G	MIN	FG	FGA	PCT	3P	3A	PCT	FT	FTA	PCT	OFF	DEF	TOT	AST	PF	DQ	STL	TO	BLK	PTS	AVG	HI
1955-56	69	973	120	375	.320	-	-	-	78	96	.813	-	-	110	132	74	1	14	110	108	735	9.8	25
1956-57	72	1848	243	688	.353	-	-	-	179	240	.746	-	-	237	201	95	0	-	-	-	665	9.2	-
TOT	141	2821	363	1063	.341	-	-	-	257	336	.765	-	-	347	333	169	1	-	-	-	983	7.0	-

PLAYOFFS

	G	MIN	FG	FGA	PCT	3P	3A	PCT	FT	FTA	PCT	OFF	DEF	TOT	AST	PF	DQ	STL	TO	BLK	PTS	AVG	HI
1955-56	3	52	10	19	.526	-	-	-	6	7	.857	-	-	5	8	-	-	-	-	-	26	8.7	-
1956-57	5	98	9	36	.250	-	-	-	7	9	.778	-	-	13	6	-	-	-	-	-	25	5.0	-
TOT	8	150	19	55	.345	-	-	-	13	16	.813	-	-	18	14	-	-	-	-	-	51	6.4	-

CHRIS MIHM - 7-0, 265 - TEXAS

JULY 16, 1979

REGULAR SEASON

	G	MIN	FG	FGA	PCT	3P	3A	PCT	FT	FTA	PCT	OFF	DEF	TOT	AST	PF	DQ	STL	TO	BLK	PTS	AVG	HI
2004-05	75	1870	280	552	.507	0	2	.000	175	258	.678	197	305	502	50	237	1	14	110	108	735	9.8	25
2005-06	59	1541	230	459	.501	0	0	-	144	201	.716	137	236	373	61	214	5	16	83	73	604	10.2	21
2006-07	-	-	-	-	-	-	-	-	-	-	-	-	-	-	-	-	-	-	-	-	-	-	-
2007-08	23	278	32	95	.337	0	0	-	18	27	.667	28	49	77	13	42	0	4	17	14	82	3.6	11
2008-09	18	105	15	40	.375	0	0	-	6	7	.857	15	19	34	10	23	0	1	10	6	36	2.0	10
TOT	175	3794	557	1146	.486	0	2	.000	343	493	.676	377	609	986	134	516	6	35	220	201	1457	8.3	-

PLAYOFFS

	G	MIN	FG	FGA	PCT	3P	3A	PCT	FT	FTA	PCT	OFF	DEF	TOT	AST	PF	DQ	STL	TO	BLK	PTS	AVG	HI
2007-08	1	3	0	1	.000	0	0	-	0	0	-	0	0	0	0	-	-	0	1	0	0	0.0	-

GEORGE MIKAN - 6-10, 245 - DEPAUL

JUNE 18, 1924

REGULAR SEASON

	G	MIN	FG	FGA	PCT	3P	3A	PCT	FT	FTA	PCT	OFF	DEF	TOT	AST	PF	DQ	STL	TO	BLK	PTS	AVG	HI
1948-49	60	-	583	1403	.416	-	-	-	532	689	.772	-	-	-	218	260	-	-	-	-	1698	28.3	-
1949-50	68	-	649	1595	.407	-	-	-	567	728	.779	-	-	-	197	297	-	-	-	-	1865	27.4	-
1950-51	68	-	678	1584	.428	-	-	-	576	717	.803	-	-	-	958	208	308	14	-	-	1932	28.4	-
1951-52	64	2572	545	1414	.385	-	-	-	433	555	.780	-	-	-	866	194	286	14	-	-	1523	23.8	-
1952-53	70	2651	500	1252	.392	-	-	-	442	567	.780	-	-	-	1007	201	290	12	-	-	1442	20.6	-
1953-54	72	2342	441	1160	.380	-	-	-	424	546	.777	-	-	-	1028	174	268	4	-	-	1306	18.1	-
1955-56	37	765	148	375	.395	-	-	-	94	122	.770	-	-	-	308	53	153	6	-	-	390	10.5	-
TOT	439	8350	3544	8783	.404	-	-	-	3068	3924	.782	-	-	4167	1245	1862	50	-	-	-	10156	23.1	-

PLAYOFFS

	G	MIN	FG	FGA	PCT	3P	3A	PCT	FT	FTA	PCT	OFF	DEF	TOT	AST	PF	DQ	STL	TO	BLK	PTS	AVG	HI
1948-49	10	-	103	227	.454	-	-	-	97	121	.802	-	-	-	21	-	-	-	-	-	303	30.3	-
1949-50	12	-	121	316	.383	-	-	-	134	170	.786	-	-	-	36	-	-	-	-	-	376	31.3	-
1950-51	7	-	62	152	.408	-	-	-	44	55	.800	-	-	-	74	9	-	-	-	-	168	24.0	-
1951-52	13	553	99	261	.379	-	-	-	109	138	.790	-	-	-	207	36	-	-	-	-	307	23.6	-
1952-53	12	463	78	213	.366	-	-	-	82	112	.732	-	-	-	185	23	-	-	-	-	238	19.8	-
1953-54	13	424	87	190	.458	-	-	-	78	96	.813	-	-	-	171	25	-	-	-	-	252	19.4	-
1955-56	3	60	13	35	.371	-	-	-	10	13	.769	-	-	-	28	5	-	-	-	-	36	12.0	-
TOT	70	1500	563	1394	.404	-	-	-	554	705	.786	-	-	665	155	-	-	-	-	-	1680	24.0	-

VERN MIKKELSEN - 6-7, 230 - HAMLINE

OCTOBER 21, 1928

REGULAR SEASON

	G	MIN	FG	FGA	PCT	3P	3A	PCT	FT	FTA	PCT	OFF	DEF	TOT	AST	PF	DQ	STL	TO	BLK	PTS	AVG	HI
1949-50	68	-	288	722	.399	-	-	-	215	286	.752	-	-	-	123	222	-	-	-	-	791	11.6	-
1950-51	64	-	359	893	.402	-	-	-	186	275	.676	-	-	-	455	181	260	13	-	-	904	14.1	-
1951-52	66	2345	363	866	.419	-	-	-	283	372	.761	-	-	-	481	180	282	16	-	-	1009	15.3	-
1952-53	70	2465	378	868	.435	-	-	-	291	387	.752	-	-	-	454	148	289	14	-	-	1047	15.0	-
1953-54	72	2247	288	771	.374	-	-	-	221	298	.742	-	-	-	615	119	264	7	-	-	797	11.1	-
1954-55	71	2559	440	1043	.422	-	-	-	447	598	.747	-	-	-	722	145	319	14	-	-	1327	18.7	-
1955-56	72	2100	317	821	.386	-	-	-	328	408	.804	-	-	-	608	173	319	18	-	-	962	13.4	-
1956-57	72	2198	322	854	.377	-	-	-	342	424	.807	-	-	-	630	121	312	18	-	-	986	13.7	-
1957-58	72	2390	439	1070	.410	-	-	-	370	471	.786	-	-	-	805	166	299	20	-	-	1248	17.3	-
1958-59	72	2139	353	904	.390	-	-	-	286	355	.806	-	-	-	570	159	246	8	-	-	992	13.8	-
TOT	699	18443	3547	8812	.403	-	-	-	2969	3874	.766	-	-	5940	1515	2812	127	-	-	-	10063	14.4	-

PLAYOFFS

	G	MIN	FG	FGA	PCT	3P	3A	PCT	FT	FTA	PCT	OFF	DEF	TOT	AST	PF	DQ	STL	TO	BLK	PTS	AVG	HI
1949-50	12	-	55	149	.369	-	-	-	46	60	.767	-	-	-	18	-	-	-	-	-	156	13.0	-
1950-51	7	-	39	96	.406	-	-	-	31	47	.660	-	-	-	67	17	-	-	-	-	109	15.6	-
1951-52	13	495	60	139	.432	-	-	-	53	64	.828	-	-	-	110	20	-	-	-	-	173	13.3	-
1952-53	12	400	44	133	.331	-	-	-	56	66	.848	-	-	-	104	24	-	-	-	-	144	12.0	-
1953-54	13	375	51	111	.459	-	-	-	31	36	.861	-	-	-	73	17	-	-	-	-	133	10.2	-
1954-55	7	209	30	85	.353	-	-	-	38	46	.826	-	-	-	78	13	-	-	-	-	96	13.7	-
1955-56	3	90	11	26	.423	-	-	-	18	20	.900	-	-	-	17	2	-	-	-	-	40		

ALL-TIME ROSTER WITH STATISTICS

ANTHONY MILLER - 6-9, 255 - MICHIGAN STATE

OCTOBER 22, 1971

REGULAR SEASON

G	MIN	FG	FGA	PCT	3P	3A	PCT	FT	FTA	PCT	OFF	DEF	TOT	AST	PF	DQ	STL	TO	BLK	PTS	AVG	HI	
1994-95	46	527	70	132	.530	2	5	.400	47	76	.618	67	85	152	35	77	2	20	38	7	189	4.1	18
1995-96	27	123	15	35	.429	0	2	.000	6	10	.600	11	14	25	4	19	0	4	8	1	36	1.3	6
TOT	73	650	85	167	.509	2	7	.286	53	86	.616	78	99	177	39	96	2	24	46	8	225	3.1	24

PLAYOFFS

G	MIN	FG	FGA	PCT	3P	3A	PCT	FT	FTA	PCT	OFF	DEF	TOT	AST	PF	DQ	STL	TO	BLK	PTS	AVG	HI	
1994-95	4	15	0	2	.000	0	0	-	0	0	-	2	4	6	1	-	-	1	1	0	0	0.0	-

STEVE MIX - 6-7, 215 - TOLEDO

DECEMBER 30, 1947

REGULAR SEASON

G	MIN	FG	FGA	PCT	3P	3A	PCT	FT	FTA	PCT	OFF	DEF	TOT	AST	PF	DQ	STL	TO	BLK	PTS	AVG	HI
1982-83	1	17	4	10	.400	0	0	-	1	1	1.000	1	0	1	2	1	0	0	0	9	9.0	9

PLAYOFFS

G	MIN	FG	FGA	PCT	3P	3A	PCT	FT	FTA	PCT	OFF	DEF	TOT	AST	PF	DQ	STL	TO	BLK	PTS	AVG	HI
1982-83	8	26	2	5	.400	0	0	-	3	3	1.000	0	1	1	0	-	-	0	0	7	0.9	1

DARIUS MORRIS - 6-5, 195 - MICHIGAN

JANUARY 3, 1991

REGULAR SEASON

G	MIN	FG	FGA	PCT	3P	3A	PCT	FT	FTA	PCT	OFF	DEF	TOT	AST	PF	DQ	STL	TO	BLK	PTS	AVG	HI	
2011-12	19	169	18	42	.429	4	9	.444	6	9	.667	2	14	16	21	16	0	2	19	0	46	2.4	9
2012-13	48	683	73	188	.388	24	66	.364	24	37	.649	24	33	57	76	58	0	21	45	2	194	4.0	15
TOT	67	852	91	230	.396	28	75	.373	30	46	.652	26	47	73	97	74	0	23	64	2	240	3.6	-

PLAYOFFS

G	MIN	FG	FGA	PCT	3P	3A	PCT	FT	FTA	PCT	OFF	DEF	TOT	AST	PF	DQ	STL	TO	BLK	PTS	AVG	HI	
2011-12	4	8	3	3	1.000	1	1	1.000	3	4	.750	0	0	0	3	1	0	0	1	0	10	2.5	-
2012-13	4	105	16	35	.457	3	9	.333	7	9	.778	1	4	5	12	6	0	2	6	0	42	10.5	-
TOT	8	113	19	38	.500	4	10	.400	10	13	.769	1	4	5	15	7	0	2	7	0	52	6.5	-

MARKIEFF MORRIS - 6-10, 245 - KANSAS

SEPTEMBER 9, 1989

REGULAR SEASON

G	MIN	FG	FGA	PCT	3P	3A	PCT	FT	FTA	PCT	OFF	DEF	TOT	AST	PF	DQ	STL	TO	BLK	PTS	AVG	HI	
2019-20	14	199	28	69	.406	13	39	.333	5	6	.833	16	29	45	8	29	0	5	6	6	74	5.3	14

PLAYOFFS

G	MIN	FG	FGA	PCT	3P	3A	PCT	FT	FTA	PCT	OFF	DEF	TOT	AST	PF	DQ	STL	TO	BLK	PTS	AVG	HI	
2019-20	21	385	44	98	.449	29	69	.420	7	9	.778	12	52	64	20	54	1	6	17	3	124	5.9	19

ADAM MORRISON - 6-8, 205 - GONZAGA

JULY 19, 1984

REGULAR SEASON

G	MIN	FG	FGA	PCT	3P	3A	PCT	FT	FTA	PCT	OFF	DEF	TOT	AST	PF	DQ	STL	TO	BLK	PTS	AVG	HI	
2008-09	8	44	4	12	.333	1	4	.250	1	2	.500	2	6	8	3	4	0	0	3	0	10	1.3	5
2009-10	31	241	32	85	.376	5	21	.238	5	8	.625	10	22	32	18	17	0	3	10	2	74	2.4	7
TOT	39	285	36	97	.371	6	25	.240	6	10	.600	12	28	40	21	21	0	3	13	2	84	2.2	-

PLAYOFFS

G	MIN	FG	FGA	PCT	3P	3A	PCT	FT	FTA	PCT	OFF	DEF	TOT	AST	PF	DQ	STL	TO	BLK	PTS	AVG	HI
2009-10	2	13	4	9	.444	0	2	.000	0	0	-	2	3	5	1	-	-	0	0	8	4.0	-

TIMOFEY MOZGOV - 7-1, 275 - KHIMKI MOSCOW (RUSSIA)

JULY 16, 1986

REGULAR SEASON

G	MIN	FG	FGA	PCT	3P	3A	PCT	FT	FTA	PCT	OFF	DEF	TOT	AST	PF	DQ	STL	TO	BLK	PTS	AVG	HI	
2016-17	54	1104	169	328	.515	0	1	.000	63	78	.808	104	160	264	43	133	2	16	72	31	401	7.4	20

ERWIN MUELLER - 6-8, 230 - SAN FRANCISCO

MARCH 12, 1944

REGULAR SEASON

G	MIN	FG	FGA	PCT	3P	3A	PCT	FT	FTA	PCT	OFF	DEF	TOT	AST	PF	DQ	STL	TO	BLK	PTS	AVG	HI
1967-68	39	973	132	254	.520	-	-	61	103	.592	-	-	222	78	86	2	-	-	-	325	8.3	-

PLAYOFFS

G	MIN	FG	FGA	PCT	3P	3A	PCT	FT	FTA	PCT	OFF	DEF	TOT	AST	PF	DQ	STL	TO	BLK	PTS	AVG	HI
1967-68	14	250	20	59	.339	-	-	5	14	.357	-	-	54	18	-	-	-	-	-	45	3.2	-

ALLEN MURPHY - 6-5, 190 - LOUISVILLE

JULY 15, 1952

REGULAR SEASON

G	MIN	FG	FGA	PCT	3P	3A	PCT	FT	FTA	PCT	OFF	DEF	TOT	AST	PF	DQ	STL	TO	BLK	PTS	AVG	HI
1976-77	2	18	1	5	.200	-	-	3	7	.429	3	1	4	0	5	0	0	-	0	5	2.5	3

TROY MURPHY - 6-11, 245 - NOTRE DAME

MAY 2, 1980

REGULAR SEASON

G	MIN	FG	FGA	PCT	3P	3A	PCT	FT	FTA	PCT	OFF	DEF	TOT	AST	PF	DQ	STL	TO	BLK	PTS	AVG	HI	
2011-12	59	956	77	171	.450	28	67	.418	6	9	.667	40	151	191	51	98	1	15	26	16	188	3.2	12

PLAYOFFS

G	MIN	FG	FGA	PCT	3P	3A	PCT	FT	FTA	PCT	OFF	DEF	TOT	AST	PF	DQ	STL	TO	BLK	PTS	AVG	HI	
2011-12	4	15	1	1	1.000	1	1	1.000	0	0	-	0	3	3	0	0	0	0	2	0	3	0.8	-

TRACY MURRAY - 6-7, 230 - UCLA

JULY 25, 1971

REGULAR SEASON

G	MIN	FG	FGA	PCT	3P	3A	PCT	FT	FTA	PCT	OFF	DEF	TOT	AST	PF	DQ	STL	TO	BLK	PTS	AVG	HI	
2002-03	31	193	23	71	.324	8	38	.211	7	9	.778	5	18	23	12	22	0	5	14	3	61	2.0	11

ALL-TIME ROSTER WITH STATISTICS

MIKE MUSCALA - 6-11, 240 - BUCKNELL

JULY 1, 1991

REGULAR SEASON

G	MIN	FG	FGA	PCT	3P	3A	PCT	FT	FTA	PCT	OFF	DEF	TOT	AST	PF	DQ	STL	TO	BLK	PTS	AVG	HI	
2018-19	17	265	36	83	.434	21	57	.368	7	8	.875	6	38	44	14	18	0	4	5	11	100	5.9	16

SVIATOSLAV MYKHAILIUK - 6-8, 205 - KANSAS

JUNE 10, 1997

REGULAR SEASON

G	MIN	FG	FGA	PCT	3P	3A	PCT	FT	FTA	PCT	OFF	DEF	TOT	AST	PF	DQ	STL	TO	BLK	PTS	AVG	HI	
2018-19	39	420	44	132	.333	27	85	.318	12	20	.600	8	26	34	33	25	0	13	20	1	127	3.3	12

LARRY NANCE JR. - 6-9, 230 - WYOMING

JANUARY 1, 1993

REGULAR SEASON

G	MIN	FG	FGA	PCT	3P	3A	PCT	FT	FTA	PCT	OFF	DEF	TOT	AST	PF	DQ	STL	TO	BLK	PTS	AVG	HI	
2015-16	63	1266	158	300	.527	1	10	.100	32	47	.681	101	211	312	44	124	0	54	41	23	349	5.5	17
2016-17	63	1442	190	361	.526	10	36	.278	59	80	.738	120	249	369	96	149	0	82	56	39	449	7.1	18
2017-18	42	922	152	253	.601	1	4	.250	55	87	.632	108	176	284	57	113	0	59	41	20	360	8.6	18
TOT	168	3630	500	914	.547	12	50	.240	146	214	.682	329	636	965	197	386	0	195	138	82	1158	6.9	-

COTTON NASH - 6-6, 220 - KENTUCKY

JULY 24, 1942

REGULAR SEASON

G	MIN	FG	FGA	PCT	3P	3A	PCT	FT	FTA	PCT	OFF	DEF	TOT	AST	PF	DQ	STL	TO	BLK	PTS	AVG	HI	
1964-65	25	167	14	57	.246	-	-	-	25	32	.781	-	-	35	10	30	0	-	-	-	53	2.1	-

STEVE NASH - 6-3, 180 - SANTA CLARA

FEBRUARY 7, 1974

REGULAR SEASON

G	MIN	FG	FGA	PCT	3P	3A	PCT	FT	FTA	PCT	OFF	DEF	TOT	AST	PF	DQ	STL	TO	BLK	PTS	AVG	HI	
2012-13	50	1627	236	475	.497	57	130	.438	107	116	.922	26	116	142	333	70	0	30	126	5	636	12.7	22
2013-14	15	313	36	94	.383	8	24	.333	22	24	.917	4	25	29	86	18	0	7	31	2	102	6.8	19
TOT	65	1940	272	569	.478	65	154	.422	129	140	.921	30	141	171	419	88	0	37	157	7	738	11.4	-

PLAYOFFS

G	MIN	FG	FGA	PCT	3P	3A	PCT	FT	FTA	PCT	OFF	DEF	TOT	AST	PF	DQ	STL	TO	BLK	PTS	AVG	HI	
2012-13	2	61	10	23	.435	0	3	.000	5	5	1.000	2	3	5	9	2	0	0	3	0	25	12.5	16

SWEN NATER - 6-11, 250 - UCLA

JANUARY 14, 1950

REGULAR SEASON

G	MIN	FG	FGA	PCT	3P	3A	PCT	FT	FTA	PCT	OFF	DEF	TOT	AST	PF	DQ	STL	TO	BLK	PTS	AVG	HI	
1983-84	69	829	124	253	.490	0	1	.000	63	91	.692	81	183	264	27	150	0	25	68	7	311	4.5	19

PLAYOFFS

G	MIN	FG	FGA	PCT	3P	3A	PCT	FT	FTA	PCT	OFF	DEF	TOT	AST	PF	DQ	STL	TO	BLK	PTS	AVG	HI	
1983-84	17	146	19	38	.500	0	0	-	20	26	.769	16	24	40	1	-	-	1	8	2	58	3.4	-

DON NELSON - 6-6, 210 - IOWA

MAY 15, 1940

REGULAR SEASON

G	MIN	FG	FGA	PCT	3P	3A	PCT	FT	FTA	PCT	OFF	DEF	TOT	AST	PF	DQ	STL	TO	BLK	PTS	AVG	HI	
1963-64	80	1406	135	323	.418	-	-	-	149	201	.741	-	-	323	76	181	1	-	-	-	419	5.2	-
1964-65	39	238	36	85	.424	-	-	-	20	26	.769	-	-	73	24	24	1	-	-	-	92	2.4	-
TOT	119	1644	171	408	.419	-	-	-	169	227	.744	-	-	396	100	221	2	-	-	-	511	4.3	-

PLAYOFFS

G	MIN	FG	FGA	PCT	3P	3A	PCT	FT	FTA	PCT	OFF	DEF	TOT	AST	PF	DQ	STL	TO	BLK	PTS	AVG	HI	
1963-64	5	56	7	13	.538	-	-	-	3	3	1.000	-	-	13	2	-	-	-	-	-	17	3.4	-
1964-65	11	212	24	53	.453	-	-	-	19	25	.760	-	-	59	19	-	-	-	-	-	67	6.1	-
TOT	16	268	31	66	.470	-	-	-	22	28	.786	-	-	72	21	-	-	-	-	-	84	5.3	-

JOHNNY NEUMANN - 6-6, 200 - MISSISSIPPI

SEPTEMBER 11, 1951

REGULAR SEASON

G	MIN	FG	FGA	PCT	3P	3A	PCT	FT	FTA	PCT	OFF	DEF	TOT	AST	PF	DQ	STL	TO	BLK	PTS	AVG	HI	
1976-77	59	888	146	363	.402	-	-	-	54	81	.667	19	44	63	137	127	2	28	-	8	346	5.9	24

PLAYOFFS

G	MIN	FG	FGA	PCT	3P	3A	PCT	FT	FTA	PCT	OFF	DEF	TOT	AST	PF	DQ	STL	TO	BLK	PTS	AVG	HI
1976-77	6	68	11	29	.379	-	-	-	2	4	.500	-	2	9	-	-	-	-	-	24	4.0	-

CHUCK NEVITT - 7-5, 250 - NORTH CAROLINA STATE

JUNE 13, 1959

REGULAR SEASON

G	MIN	FG	FGA	PCT	3P	3A	PCT	FT	FTA	PCT	OFF	DEF	TOT	AST	PF	DQ	STL	TO	BLK	PTS	AVG	HI	
1984-85	11	59	5	17	.294	0	0	-	2	8	.250	5	15	20	3	20	0	0	10	15	12	1.1	4
1985-86	4	25	3	11	.273	0	0	-	4	6	.667	3	4	7	2	6	0	2	5	2	10	2.5	4
TOT	15	84	8	28	.286	0	0	-	6	14	.429	8	19	27	5	26	0	2	15	17	22	1.5	-

PLAYOFFS

G	MIN	FG	FGA	PCT	3P	3A	PCT	FT	FTA	PCT	OFF	DEF	TOT	AST	PF	DQ	STL	TO	BLK	PTS	AVG	HI	
1984-85	7	37	3	9	.333	0	0	-	4	8	.500	3	3	6	1	-	-	4	2	6	10	1.4	-

IRA NEWBLE - 6-7, 220 - MIAMI (OHIO)

JANUARY 20, 1975

REGULAR SEASON

G	MIN	FG	FGA	PCT	3P	3A	PCT	FT	FTA	PCT	OFF	DEF	TOT	AST	PF	DQ	STL	TO	BLK	PTS	AVG	HI	
2007-08	6	31	3	9	.333	1	2	.500	0	0	-	6	5	11	3	5	0	1	3	1	7	1.2	3

PLAYOFFS

G	MIN	FG	FGA	PCT	3P	3A	PCT	FT	FTA	PCT	OFF	DEF	TOT	AST	PF	DQ	STL	TO	BLK	PTS	AVG	HI	
2007-08	1	1	0	0	0	0	0	0	0	0	-	0	0	0	0	-	-	0	0	0	0	0.0	-

ALL-TIME ROSTER WITH STATISTICS

NORM NIXON - 6-2, 175 - DUQUESNE

OCTOBER 11, 1955

REGULAR SEASON

G	MIN	FG	FGA	PCT	3P	3A	PCT	FT	FTA	PCT	OFF	DEF	TOT	AST	PF	DQ	STL	TO	BLK	PTS	AVG	HI	
1977-78	81	2779	496	998	.497	-	-	-	115	161	.714	41	198	239	553	259	3	138	251	7	1107	13.7	28
1978-79	82	3145	623	1149	.542	-	-	-	158	204	.775	48	183	231	737	250	6	201	231	17	1404	17.1	39
1979-80	82	3226	624	1209	.516	1	8	.125	197	253	.779	52	177	229	642	241	1	147	288	14	1446	17.6	29
1980-81	79	2962	576	1210	.476	2	12	.167	196	252	.778	64	168	232	696	226	2	146	285	11	1350	17.1	30
1981-82	82	3024	628	1274	.493	3	12	.250	181	224	.808	38	138	174	652	254	3	132	238	7	1440	17.4	28
1982-83	79	2711	533	1123	.475	0	13	.000	125	168	.744	61	144	205	566	176	1	104	237	4	1191	15.1	27
TOT	485	17847	3480	6963	.500	6	45	.133	972	1262	.770	304	1008	1312	3846	1416	16	868	1530	60	7938	16.4	-

PLAYOFFS

G	MIN	FG	FGA	PCT	3P	3A	PCT	FT	FTA	PCT	OFF	DEF	TOT	AST	PF	DQ	STL	TO	BLK	PTS	AVG	HI	
1977-78	3	92	11	24	.458	-	-	-	2	3	.667	-	-	9	16	-	-	4	-	1	24	8.0	-
1978-79	8	327	56	119	.471	-	-	-	11	15	.733	-	-	28	94	-	-	11	-	0	123	15.4	-
1979-80	16	648	114	239	.477	1	5	.200	41	51	.804	13	43	56	125	-	-	32	49	3	370	19.9	-
1980-81	3	133	25	49	.510	0	0	-	8	10	.800	1	10	11	26	-	-	1	5	1	58	19.3	-
1981-82	14	549	121	253	.478	1	3	.333	43	57	.754	13	30	43	114	-	-	23	34	2	286	20.4	-
1982-83	14	538	113	237	.477	3	7	.429	37	50	.740	13	35	48	90	-	-	18	34	1	266	19.0	-
TOT	58	2287	440	921	.478	5	15	.333	142	186	.763	40	118	195	465	-	-	89	122	8	1027	17.7	-

ZACH NORVELL JR. - 6-5, 203 - GONZAGA

DECEMBER 3, 1997

REGULAR SEASON

G	MIN	FG	FGA	PCT	3P	3A	PCT	FT	FTA	PCT	OFF	DEF	TOT	AST	PF	DQ	STL	TO	BLK	PTS	AVG	HI	
2019-20	2	5	0	1	.000	0	0	---	0	---	0	1	1	0	0	0	0	0	0	0	0	0	0

DAVID NWABA - 6-4, 209 - CAL POLY-SAN LUIS OBISPO

JANUARY 14, 1993

REGULAR SEASON

G	MIN	FG	FGA	PCT	3P	3A	PCT	FT	FTA	PCT	OFF	DEF	TOT	AST	PF	DQ	STL	TO	BLK	PTS	AVG	HI	
2016-17	20	397	47	81	.580	1	5	.200	25	39	.641	17	46	63	14	36	0	12	11	7	120	6.0	19

LAMAR ODOM - 6-10, 230 - RHODE ISLAND

NOVEMBER 6, 1999

REGULAR SEASON

G	MIN	FG	FGA	PCT	3P	3A	PCT	FT	FTA	PCT	OFF	DEF	TOT	AST	PF	DQ	STL	TO	BLK	PTS	AVG	HI	
2004-05	64	2320	366	774	.473	36	117	.308	207	298	.695	134	519	653	238	211	3	42	161	65	975	15.2	28
2005-06	80	3221	445	925	.481	80	215	.372	216	313	.690	181	557	738	443	256	4	75	213	64	1186	14.8	27
2006-07	56	2202	319	681	.468	54	182	.297	198	283	.700	102	445	547	270	182	5	53	163	32	890	15.9	34
2007-08	77	2921	417	795	.525	31	113	.274	229	328	.698	197	622	819	273	222	3	75	156	72	1094	14.2	31
2008-09	78	2316	346	703	.492	33	103	.320	160	257	.623	176	461	637	204	235	5	77	138	98	885	11.3	28
2009-10	82	2585	342	739	.463	58	182	.319	140	202	.693	184	618	802	267	227	1	75	150	59	882	10.8	26
2010-11	82	2639	473	893	.530	68	178	.382	166	246	.675	175	535	710	249	200	1	47	139	61	1180	14.4	29
TOT	519	18204	2708	5510	.491	360	1090	.330	1316	1927	.683	1149	3757	4906	1944	1533	22	444	1120	451	7092	13.7	-

PLAYOFFS

G	MIN	FG	FGA	PCT	3P	3A	PCT	FT	FTA	PCT	OFF	DEF	TOT	AST	PF	DQ	STL	TO	BLK	PTS	AVG	HI	
2005-06	7	314	49	99	.495	6	30	.200	30	45	.667	15	62	77	34	-	-	3	23	8	134	19.1	-
2006-07	5	192	41	89	.458	3	11	.273	12	24	.500	20	45	65	62	-	-	2	10	6	27	19.4	-
2007-08	21	784	107	218	.491	3	11	.273	84	127	.661	47	162	209	62	-	-	14	47	27	301	14.3	-
2008-09	23	735	108	206	.524	18	35	.514	49	80	.613	64	146	210	42	-	-	16	39	31	283	12.3	-
2009-10	23	667	91	194	.469	10	41	.244	30	50	.600	60	138	198	46	-	-	15	28	21	222	9.7	-
2010-11	10	286	45	98	.459	4	20	.200	27	38	.711	13	52	65	21	-	-	2	15	4	121	12.1	-
TOT	89	2980	441	900	.490	44	148	.297	232	364	.637	219	605	824	216	-	-	52	162	97	1158	13.0	-

JAWANN OLDHAM - 7-0, 220 - SEATTLE

JULY 4, 1957

REGULAR SEASON

G	MIN	FG	FGA	PCT	3P	3A	PCT	FT	FTA	PCT	OFF	DEF	TOT	AST	PF	DQ	STL	TO	BLK	PTS	AVG	HI
1989-90	3	9	2	3	.667	0	1	2	2	500	0	1	1	1	3	0	0	1	0	5	1.7	3

SHAQUILLE O'NEAL - 7-1, 340 - LOUISIANA STATE

MARCH 6, 1992

REGULAR SEASON

G	MIN	FG	FGA	PCT	3P	3A	PCT	FT	FTA	PCT	OFF	DEF	TOT	AST	PF	DQ	STL	TO	BLK	PTS	AVG	HI	
1996-97	51	1941	552	991	.557	0	4	.000	232	479	.484	195	445	640	159	180	2	46	146	147	1336	26.2	42
1997-98	60	2175	670	1147	.584	0	0	-	359	681	.527	208	473	681	142	193	1	39	175	144	1699	28.3	50
1998-99	49	1705	510	885	.576	0	1	.000	269	494	.540	187	338	525	114	155	4	36	122	82	1289	26.3	38
1999-00	79	3163	956	1665	.574	0	1	.000	428	524	.336	742	1078	299	255	2	36	223	239	2344	29.7	61	
2000-01	74	2924	813	1422	.572	0	2	.000	499	972	.513	291	649	940	277	256	6	47	218	204	2125	28.7	41
2001-02	67	2422	712	1229	.579	0	1	.000	398	717	.555	235	480	715	200	199	2	41	171	137	1822	27.2	46
2002-03	67	2535	695	1211	.574	0	0	-	451	725	.622	259	483	742	206	229	4	38	196	159	1841	27.5	48
2003-04	67	2464	654	984	.584	0	0	-	331	676	.490	246	523	769	196	225	3	34	195	166	1439	21.5	37
TOT	514	19329	5462	9498	.575	0	9	.000	2971	5572	.533	1957	4133	6090	1593	1692	24	317	1446	1278	13895	27.0	-

PLAYOFFS

G	MIN	FG	FGA	PCT	3P	3A	PCT	FT	FTA	PCT	OFF	DEF	TOT	AST	PF	DQ	STL	TO	BLK	PTS	AVG	HI	
1996-97	9	326	89	173	.514	0	0	-	64	105	.610	38	57	95	29	-	-	5	22	17	242	26.9	-
1997-98	13	501	158	258	.612	0	0	-	80	159	.503	48	84	132	38	-	-	7	43	34	396	30.5	-
1998-99	8	315	79	155	.510	0	0	-	55	118	.466	44	49	93	18	-	-						

ALL-TIME ROSTER WITH STATISTICS

KEVIN O'SHEA - 6-2, 175 - NOTRE DAME

JULY 10, 1925

REGULAR SEASON

G	MIN	FG	FGA	PCT	3P	3A	PCT	FT	FTA	PCT	OFF	DEF	TOT	AST	PF	DQ	STL	TO	BLK	PTS	AVG	HI
1950-51	63	-	87	.267	-	-	-	97	134	.724	-	-	125	100	99	1	-	-	BLK	PTS	AVG	HI

PLAYOFFS

G	MIN	FG	FGA	PCT	3P	3A	PCT	FT	FTA	PCT	OFF	DEF	TOT	AST	PF	DQ	STL	TO	BLK	PTS	AVG	HI
1950-51	5	-	1	.143	-	-	-	3	4	.750	-	-	5	1	-	-	-	-	-	5	1.0	-

KEITH OWENS - 6-7, 225 - UCLA

MAY 31, 1969

REGULAR SEASON

G	MIN	FG	FGA	PCT	3P	3A	PCT	FT	FTA	PCT	OFF	DEF	TOT	AST	PF	DQ	STL	TO	BLK	PTS	AVG	HI	
1991-92	20	80	9	.32	.281	0	0	-	8	10	.800	8	7	15	3	11	0	5	2	4	26	1.3	8

JANNERO PARGO - 6-1, 175 - ARKANSAS

OCTOBER 22, 1979

REGULAR SEASON

G	MIN	FG	FGA	PCT	3P	3A	PCT	FT	FTA	PCT	OFF	DEF	TOT	AST	PF	DQ	STL	TO	BLK	PTS	AVG	HI	
2002-03	34	342	37	.93	.398	7	24	.292	4	4	1.000	9	28	37	39	45	0	13	23	2	85	2.5	18
2003-04	13	63	6	.16	.375	2	4	.500	0	0	-	0	6	6	11	5	0	2	12	0	14	1.1	5
TOT	47	405	43	109	.395	9	28	.321	4	4	1.000	9	34	43	50	50	0	15	35	2	99	2.1	-

PLAYOFFS

G	MIN	FG	FGA	PCT	3P	3A	PCT	FT	FTA	PCT	OFF	DEF	TOT	AST	PF	DQ	STL	TO	BLK	PTS	AVG	HI	
2002-03	11	129	8	24	.333	4	15	.267	3	4	.750	3	6	9	14	-	-	8	7	1	23	2.1	-

WILLIAM "SMUSH" PARKER - 6-4, 180 - FORDHAM

JUNE 1, 1981

REGULAR SEASON

G	MIN	FG	FGA	PCT	3P	3A	PCT	FT	FTA	PCT	OFF	DEF	TOT	AST	PF	DQ	STL	TO	BLK	PTS	AVG	HI	
2005-06	82	2773	348	.779	.447	120	328	.366	125	180	.694	37	234	271	302	213	1	140	147	16	941	11.5	24
2006-07	82	2457	342	.785	.436	110	301	.365	113	175	.646	45	161	206	228	211	4	119	153	10	907	11.1	26
TOT	164	5230	690	1564	.441	230	629	.366	238	355	.670	82	395	477	530	424	5	259	300	26	1848	11.3	-

PLAYOFFS

G	MIN	FG	FGA	PCT	3P	3A	PCT	FT	FTA	PCT	OFF	DEF	TOT	AST	PF	DQ	STL	TO	BLK	PTS	AVG	HI	
2005-06	7	258	24	72	.333	4	26	.154	10	10	1.000	9	12	21	11	-	-	15	12	1	62	8.9	-
2006-07	5	59	3	14	.214	1	6	.167	4	4	1.000	4	3	7	3	-	-	3	3	1	11	2.2	-
TOT	12	317	27	86	.314	5	32	.156	14	14	1.000	13	15	28	14	-	-	18	15	2	73	6.1	-

MYLES PATRICK - 6-8, 220 - AUBURN

NOVEMBER 16, 1954

REGULAR SEASON

G	MIN	FG	FGA	PCT	3P	3A	PCT	FT	FTA	PCT	OFF	DEF	TOT	AST	PF	DQ	STL	TO	BLK	PTS	AVG	HI	
1980-81	3	9	2	5	.400	0	0	-	1	2	.500	1	1	2	1	3	0	0	1	0	5	1.7	3

RUBEN PATTERSON - 6-6, 227 - CINCINNATI

JULY 3, 1975

REGULAR SEASON

G	MIN	FG	FGA	PCT	3P	3A	PCT	FT	FTA	PCT	OFF	DEF	TOT	AST	PF	DQ	STL	TO	BLK	PTS	AVG	HI	
1998-99	24	144	21	51	.412	1	6	.167	22	31	.710	17	13	30	2	16	0	5	12	3	65	2.7	11

PLAYOFFS

G	MIN	FG	FGA	PCT	3P	3A	PCT	FT	FTA	PCT	OFF	DEF	TOT	AST	PF	DQ	STL	TO	BLK	PTS	AVG	HI
1998-99	3	5	0	1	.000	0	0	-	0	0	-	0	0	0	-	-	0	1	0	0	0.0	-

JIM PAXSON - 6-6, 200 - DAYTON

DECEMBER 19, 1932

REGULAR SEASON

G	MIN	FG	FGA	PCT	3P	3A	PCT	FT	FTA	PCT	OFF	DEF	TOT	AST	PF	DQ	STL	TO	BLK	PTS	AVG	HI	
1956-57	71	1274	138	485	.285	-	-	-	170	236	.720	-	-	266	86	163	3	-	-	-	446	6.3	-

PLAYOFFS

G	MIN	FG	FGA	PCT	3P	3A	PCT	FT	FTA	PCT	OFF	DEF	TOT	AST	PF	DQ	STL	TO	BLK	PTS	AVG	HI	
1956-57	5	54	9	27	.333	-	-	-	7	14	.500	-	-	14	3	-	-	-	-	-	25	5.0	-

GARY PAYTON - 6-4, 190 - OREGON STATE

JULY 23, 1968

REGULAR SEASON

G	MIN	FG	FGA	PCT	3P	3A	PCT	FT	FTA	PCT	OFF	DEF	TOT	AST	PF	DQ	STL	TO	BLK	PTS	AVG	HI	
2003-04	82	2825	482	1024	.471	55	165	.333	180	252	.714	72	270	342	449	169	0	96	151	19	1199	14.6	30

PLAYOFFS

G	MIN	FG	FGA	PCT	3P	3A	PCT	FT	FTA	PCT	OFF	DEF	TOT	AST	PF	DQ	STL	TO	BLK	PTS	AVG	HI	
2003-04	22	773	68	186	.366	14	56	.250	21	28	.750	19	53	72	116	-	-	23	28	4	171	7.8	-

GARY PAYTON II - 6-3, 190 - OREGON STATE

DECEMBER 1, 1992

REGULAR SEASON

G	MIN	FG	FGA	PCT	3P	3A	PCT	FT	FTA	PCT	OFF	DEF	TOT	AST	PF	DQ	STL	TO	BLK	PTS	AVG	HI	
2017-18	11	115	17	41	.415	4	13	.308	1	6	.167	9	18	27	12	13	0	4	4	2	39	3.5	25

ALL-TIME ROSTER WITH STATISTICS

ANTHONY PEELER - 6-4, 215 - MISSOURI

NOVEMBER 25, 1969

REGULAR SEASON

G	MIN	FG	FGA	PCT	3P	3A	PCT	FT	FTA	PCT	OFF	DEF	TOT	AST	PF	DQ	STL	TO	BLK	PTS	AVG	HI	
1992-93	77	1656	297	634	.468	46	118	.390	162	206	.786	64	115	179	166	193	0	60	123	14	802	10.4	25
1993-94	30	923	176	409	.430	14	63	.222	57	71	.803	48	61	109	94	93	0	43	59	8	423	14.1	28
1994-95	73	1559	285	459	.432	84	215	.389	102	128	.797	62	106	168	122	143	1	52	82	13	756	10.4	27
1995-96	73	1608	272	602	.452	105	254	.413	61	86	.709	45	92	137	118	139	0	59	56	10	710	9.7	25
TOT	253	5746	1030	2304	.447	249	651	.382	382	491	.778	219	374	593	500	568	1	214	320	45	2691	10.6	-

PLAYOFFS

G	MIN	FG	FGA	PCT	3P	3A	PCT	FT	FTA	PCT	OFF	DEF	TOT	AST	PF	DQ	STL	TO	BLK	PTS	AVG	HI	
1994-95	10	268	32	79	.405	8	31	.258	17	22	.773	8	20	28	25	-	-	10	12	2	89	8.9	-
1995-96	3	72	9	27	.333	6	14	.429	4	4	1.000	2	6	8	3	-	-	6	3	0	28	9.3	-
TOT	13	340	41	106	.738	14	45	.687	21	26	.808	10	26	36	28	-	-	16	15	2	117	9.0	-

MIKE PENBERTHY - 6-3, 185 - THE MASTER'S COLLEGE

NOVEMBER 29, 1974

REGULAR SEASON

G	MIN	FG	FGA	PCT	3P	3A	PCT	FT	FTA	PCT	OFF	DEF	TOT	AST	PF	DQ	STL	TO	BLK	PTS	AVG	HI	
2000-01	53	851	92	222	.414	55	139	.396	28	31	.903	10	53	63	71	57	0	22	34	2	267	5.0	16
2001-02	3	12	1	2	.500	0	-	-	3	4	.750	0	2	2	2	0	0	0	0	0	5	1.7	2
TOT	56	863	93	224	.415	55	139	.396	31	35	.886	10	55	65	73	57	0	24	34	2	272	4.9	-

SAM PERKINS - 6-9, 255 - NORTH CAROLINA

JUNE 14, 1961

REGULAR SEASON

G	MIN	FG	FGA	PCT	3P	3A	PCT	FT	FTA	PCT	OFF	DEF	TOT	AST	PF	DQ	STL	TO	BLK	PTS	AVG	HI	
1990-91	73	2504	368	744	.495	18	64	.281	229	279	.821	167	371	538	108	247	2	64	103	78	983	13.5	32
1991-92	63	2332	361	803	.450	15	69	.217	304	372	.817	192	364	556	141	192	1	64	83	62	1041	16.5	29
1992-93	49	1589	242	527	.459	5	29	.172	184	222	.829	111	268	379	128	139	0	40	76	51	673	13.7	26
TOT	185	6425	971	2074	.456	38	162	.235	717	873	.821	470	1003	1473	377	578	3	168	262	191	2697	14.6	-

PLAYOFFS

G	MIN	FG	FGA	PCT	3P	3A	PCT	FT	FTA	PCT	OFF	DEF	TOT	AST	PF	DQ	STL	TO	BLK	PTS	AVG	HI	
1990-91	19	752	121	221	.548	11	30	.367	83	109	.761	41	116	157	33	-	-	15	37	27	336	17.7	-

JOHN PILCH - 6-3, 185 - WYOMING

JULY 11, 1925

REGULAR SEASON

G	MIN	FG	FGA	PCT	3P	3A	PCT	FT	FTA	PCT	OFF	DEF	TOT	AST	PF	DQ	STL	TO	BLK	PTS	AVG	HI
1951-52	9	41	1	10	.100	-	-	-	3	6	.500	-	9	2	10	0	-	-	-	5	0.6	-

JIM POLLARD - 6-4, 190 - STANFORD

JULY 9, 1922

REGULAR SEASON

G	MIN	FG	FGA	PCT	3P	3A	PCT	FT	FTA	PCT	OFF	DEF	TOT	AST	PF	DQ	STL	TO	BLK	PTS	AVG	HI	
1948-49	53	-	314	792	.396	-	-	-	156	227	.687	-	-	-	142	144	-	-	-	-	784	14.8	-
1949-50	66	-	394	1140	.346	-	-	-	185	242	.764	-	-	-	252	143	-	-	-	-	973	14.7	-
1950-51	54	-	256	728	.352	-	-	-	117	156	.750	-	-	-	484	184	157	4	-	-	629	11.6	-
1951-52	65	2545	411	1155	.356	-	-	-	183	260	.704	-	-	-	593	234	199	4	-	-	1005	15.5	-
1952-53	66	2403	333	933	.357	-	-	-	193	251	.769	-	-	-	452	231	194	3	-	-	859	13.0	-
1953-54	71	2483	326	882	.370	-	-	-	179	230	.778	-	-	-	500	214	161	0	-	-	831	11.7	-
1954-55	63	1960	265	749	.354	-	-	-	151	186	.812	-	-	-	458	160	147	3	-	-	681	10.8	-
TOT	438	9391	2299	6379	.360	-	-	-	1164	1552	.750	-	-	2487	1417	1145	14	-	-	-	5762	13.2	-

PLAYOFFS

G	MIN	FG	FGA	PCT	3P	3A	PCT	FT	FTA	PCT	OFF	DEF	TOT	AST	PF	DQ	STL	TO	BLK	PTS	AVG	HI	
1948-49	10	-	43	147	.293	-	-	-	44	62	.710	-	-	-	39	-	-	-	-	-	130	13.0	-
1949-50	12	-	50	175	.284	-	-	-	44	62	.710	-	-	-	56	-	-	-	-	-	144	12.0	-
1950-51	7	-	35	108	.326	-	-	-	25	30	.833	-	-	-	62	27	-	-	-	-	95	13.6	-
1951-52	11	469	70	173	.405	-	-	-	37	50	.740	-	-	-	71	33	-	-	-	-	177	16.1	-
1952-53	12	455	62	167	.371	-	-	-	48	62	.774	-	-	-	86	49	-	-	-	-	172	14.3	-
1953-54	13	543	56	155	.361	-	-	-	48	60	.800	-	-	-	110	41	-	-	-	-	160	12.3	-
1954-55	7	257	33	104	.317	-	-	-	33	46	.717	-	-	-	78	14	-	-	-	-	99	14.1	-
TOT	72	1724	349	1029	.339	-	-	-	279	372	.750	-	-	407	259	-	-	-	-	-	977	13.6	-

JOSH POWELL - 6-9, 240 - NORTH CAROLINA STATE

JANUARY 25, 1983

REGULAR SEASON

G	MIN	FG	FGA	PCT	3P	3A	PCT	FT	FTA	PCT	OFF	DEF	TOT	AST	PF	DQ	STL	TO	BLK	PTS	AVG	HI	
2008-09	60	703	106	239	.444	0	0	-	38	50	.760	71	105	176	27	98	0	9	51	17	250	4.2	17
2009-10	63	581	71	194	.366	7	16	.438	20	31	.645	44	72	116	35	71	0	9	33	6	169	2.7	14
TOT	123	1284	177	433	.409	7	16	.438	58	81	.716	115	177	292	62	169	0	18	84	23	419	3.4	-

PLAYOFFS

G	MIN	FG	FGA	PCT	3P	3A	PCT	FT	FTA	PCT	OFF	DEF	TOT	AST	PF	DQ	STL	TO	BLK	PTS	AVG	HI	
2008-09	14	73	11	26	.423	1	1	1.000	6	6	1.000	7	10	17	4	-	-	0	4	1	29	2.1	-
2009-10	13	40	3	8	.375	0	0	1.000	3	4	.750	2	4	6	1	-	-	0	1	0	9	0.7	-
TOT	27	113	14	34	.412	1	2	.500	9	10	.800	9	14	23	5	-	-	0	5	1	38	1.4	-

ALL-TIME ROSTER WITH STATISTICS

JIM PRICE - 6-2, 195 - LOUISVILLE

NOVEMBER 27, 1949

REGULAR SEASON																						
G	MIN	FG	FGA	PCT	3P	3A	PCT	FT	FTA	PCT	OFF	DEF	TOT	AST	PF	DQ	STL	TO	BLK	PTS	AVG	HI
1972-73	59	828	158	359	.440	-	-	60	73	.822	-	-	115	97	119	1	-	-	-	376	6.4	-
1973-74	82	2628	538	1197	.449	-	-	187	234	.799	120	258	378	369	229	2	157	-	29	1263	15.4	31
1974-75	9	339	75	167	.449	-	-	41	45	.911	17	26	43	63	36	1	21	-	3	191	21.2	27
1978-79	75	1207	171	344	.497	-	-	55	79	.696	26	97	123	218	128	0	66	100	12	397	5.3	19
TOT	225	5002	942	2067	.458	-	-	343	431	.796	163	381	659	747	512	4	244	100	44	2227	9.9	-
PLAYOFFS																						
G	MIN	FG	FGA	PCT	3P	3A	PCT	FT	FTA	PCT	OFF	DEF	TOT	AST	PF	DQ	STL	TO	BLK	PTS	AVG	HI
1972-73	3	16	3	11	.273	-	-	-	-	-	-	-	4	2	-	-	-	-	-	6	2.0	-
1973-74	5	161	25	66	.379	-	-	9	13	.692	-	-	19	13	-	-	-	-	-	59	11.8	-
1978-79	8	128	9	30	.300	-	-	2	4	.500	-	-	8	18	-	-	-	-	-	20	2.5	-
TOT	16	305	37	107	.346	-	-	11	17	.647	-	-	31	33	-	-	-	-	-	85	5.3	-

RONNIE PRICE - 6-2, 180 - UTAH VALLEY STATE

JUNE 21, 1983

REGULAR SEASON																							
G	MIN	FG	FGA	PCT	3P	3A	PCT	FT	FTA	PCT	OFF	DEF	TOT	AST	PF	DQ	STL	TO	BLK	PTS	AVG	HI	
2014-15	43	982	77	223	.345	31	109	.284	36	45	800	19	50	69	165	118	2	67	52	4	221	5.1	18

LARON PROFIT - 6-5, 204 - MARYLAND

AUGUST 5, 1977

REGULAR SEASON																							
G	MIN	FG	FGA	PCT	3P	3A	PCT	FT	FTA	PCT	OFF	DEF	TOT	AST	PF	DQ	STL	TO	BLK	PTS	AVG	HI	
2005-06	25	279	40	84	.476	3	18	.167	21	24	.875	8	35	43	15	25	0	11	24	5	104	4.2	14

VLADIMIR RADMANOVIC - 6-10, 235 - SERBIA AND MONTENEGRO

NOVEMBER 19, 1980

REGULAR SEASON																							
G	MIN	FG	FGA	PCT	3P	3A	PCT	FT	FTA	PCT	OFF	DEF	TOT	AST	PF	DQ	STL	TO	BLK	PTS	AVG	HI	
2006-07	55	986	134	316	.424	40	118	.339	53	73	.726	53	127	180	66	125	2	25	69	18	361	6.6	27
2007-08	65	1483	198	437	.453	95	234	.406	52	65	800	56	159	215	123	147	1	46	73	12	543	8.4	21
2008-09	46	771	95	214	.444	60	136	.441	23	27	852	18	99	117	38	15	0	28	47	7	273	5.9	18
TOT	166	3240	427	967	.442	195	488	.400	128	165	.776	127	385	512	227	323	3	99	189	37	1177	7.1	-
PLAYOFFS																							
G	MIN	FG	FGA	PCT	3P	3A	PCT	FT	FTA	PCT	OFF	DEF	TOT	AST	PF	DQ	STL	TO	BLK	PTS	AVG	HI	
2007-08	21	481	67	151	.444	29	78	.372	5	6	.833	23	57	80	31	-	-	13	21	1	168	8.0	-

KURT RAMBIS - 6-8, 215 - SANTA CLARA

FEBRUARY 25, 1958

REGULAR SEASON																							
G	MIN	FG	FGA	PCT	3P	3A	PCT	FT	FTA	PCT	OFF	DEF	TOT	AST	PF	DQ	STL	TO	BLK	PTS	AVG	HI	
1981-82	64	1131	118	228	.518	0	1	.000	59	117	504	116	232	348	56	167	2	60	77	75	295	4.6	16
1982-83	78	1806	235	413	.569	0	2	.000	114	166	.687	164	367	531	90	233	2	105	145	63	584	7.5	21
1983-84	47	743	63	113	.558	0	0	-	42	66	.636	82	184	266	34	108	0	30	56	14	168	3.6	10
1984-85	82	1617	181	327	.554	0	0	-	68	103	.660	164	364	528	69	211	0	82	97	47	430	5.2	18
1985-86	74	1573	160	269	.595	0	0	-	88	122	.721	156	361	517	69	198	0	66	97	33	408	5.5	17
1986-87	78	1514	163	313	.521	0	0	-	120	157	.764	159	294	453	63	201	1	74	104	41	446	5.7	16
1987-88	70	845	102	186	.548	0	0	-	73	93	.785	103	165	268	54	103	0	39	59	13	277	4.0	17
1993-94	50	635	59	114	.518	0	1	.000	46	71	.648	84	105	189	32	89	0	22	26	23	164	3.3	13
1994-95	26	195	18	35	.514	0	0	-	8	12	.667	10	24	34	16	35	0	3	8	9	44	1.7	9
TOT	569	10059	1099	1998	.550	0	4	.000	618	907	.681	1038	2096	3134	483	1345	5	481	669	319	2816	4.9	-
PLAYOFFS																							
G	MIN	FG	FGA	PCT	3P	3A	PCT	FT	FTA	PCT	OFF	DEF	TOT	AST	PF	DQ	STL	TO	BLK	PTS	AVG	HI	
1981-82	14	279	33	64	.516	0	0	-	16	26	.615	32	54	86	11	-	-	8	17	12	82	5.9	-
1982-83	15	377	45	79	.570	0	0	-	23	35	.657	27	63	90	19	-	-	13	23	16	113	7.5	-
1983-84	21	428	60	92	.652	0	0	-	21	33	.636	33	88	121	14	-	-	10	22	10	141	6.7	-
1984-85	19	375	48	81	.593	0	0	-	19	28	.679	42	87	129	17	-	-	18	19	9	115	6.1	-
1985-86	14	267	27	45	.600	0	0	-	13	18	.722	26	57	83	14	-	-	10	18	7	67	4.8	-
1986-87	17	215	24	41	.585	0	0	-	31	34	.912	16	51	67	9	-	-	8	13	3	79	4.6	-
1987-88	19	186	21	34	.618	0	0	-	9	13	.692	13	38	51	9	-	-	5	8	2	51	2.7	-
TOT	119	2127	258	436	.592	0	0	-	132	187	.706	189	438	627	93	-	-	72	120	59	648	5.4	-

JULIUS RANDLE - 6-9, 250 - KENTUCKY

NOVEMBER 29, 1994

REGULAR SEASON																							
G	MIN	FG	FGA	PCT	3P	3A	PCT	FT	FTA	PCT	OFF	DEF	TOT	AST	PF	DQ	STL	TO	BLK	PTS	AVG	HI	
2014-15	1	14	1	3	.333	0	0	-	0	2	.000	0	0	0	0	0	0	1	0	2	2.0	2	
2015-16	81	2286	358	835	.429	10	36	.278	193	270	.715	172	657	829	144	242	2	53	149	29	919	11.3	23
2016-17	74	2132	377	774	.487	17	63	.270	204	282	.723	151	486	637	264	248	2	49	173	37	975	13.2	32
2017-18	82	2190	504	904	.558	10	45	.222	305	425	.718	181	473	654	210	274	6	43	213	45	1332	16.1	36
TOT	238	6622	1240	2515	.493	37	144	.257	702	979	.717	503	1616	2119	618	765	10	145	536	111	3219	13.5	-

THEO RATLIFF - 6-10, 235 - WYOMING

APRIL 17, 1973

REGULAR SEASON																							
G	MIN	FG	FGA	PCT	3P	3A	PCT	FT	FTA	PCT	OFF	DEF	TOT	AST	PF	DQ	STL	TO	BLK	PTS	AVG	HI	
2010-11	12	44	2	12	.167	0	0	-	2	2	1.000	2	16	18	3	10	0	0	3	4	6	0.5	2
PLAYOFFS																							
G	MIN	FG	FGA	PCT	3P	3A	PCT	FT	FTA	PCT	OFF	DEF	TOT	AST	PF	DQ	STL	TO	BLK	PTS	AVG	HI	
2010-11	1	1	0	0	-	0	0	-	0	0	-	0	1	1	0	-	-	0	0	0	0.0	-	

HUBERT REED - 6-9, 220 - OKLAHOMA CITY

OCTOBER 4, 1936

REGULAR SEASON																						
G	MIN	FG	FGA	PCT	3P	3A	PCT	FT	FTA	PCT	OFF	DEF	TOT	AST	PF	DQ	STL	TO	BLK	PTS	AVG	HI
1963-64	46	386	33	91	.363	-	-	10	15	.667	-	-	107	23	73	0	-	-	-	76	1.7	-
PLAYOFFS																						
G	MIN	FG	FGA	PCT	3P	3A	PCT	FT	FTA	PCT	OFF	DEF	TOT	AST	PF	DQ	STL	TO	BLK	PTS	AVG	HI
1963-64	1	12	2	4	.500	-	-	0	2	.000	-	-	2	0	-	-	-	-	-	4	4.0	-

ALL-TIME ROSTER WITH STATISTICS

J.R. REID - 6-10, 250 - NORTH CAROLINA

MARCH 31, 1968

REGULAR SEASON

G	MIN	FG	FGA	PCT	3P	3A	PCT	FT	FTA	PCT	OFF	DEF	TOT	AST	PF	DQ	STL	TO	BLK	PTS	AVG	HI	
1998-99	25	473	44	108	.407	0	1	.000	38	53	.717	24	75	99	23	72	1	15	23	0	126	5.0	15

PLAYOFFS

G	MIN	FG	FGA	PCT	3P	3A	PCT	FT	FTA	PCT	OFF	DEF	TOT	AST	PF	DQ	STL	TO	BLK	PTS	AVG	HI
1998-99	8	178	10	28	.357	-	-	6	8	.750	9	33	42	3	-	-	4	2	5	26	3.3	-

GLEN RICE - 6-8, 221 - MICHIGAN

MAY 28, 1967

REGULAR SEASON

G	MIN	FG	FGA	PCT	3P	3A	PCT	FT	FTA	PCT	OFF	DEF	TOT	AST	PF	DQ	STL	TO	BLK	PTS	AVG	HI	
1998-99	27	985	171	396	.432	53	135	.393	77	90	.856	9	90	99	71	67	1	17	45	6	472	17.5	40
1999-00	80	2530	421	980	.430	84	229	.367	346	396	.874	56	271	327	176	179	0	47	114	12	1272	15.9	29

TOT

TOT	107	3515	592	1376	.430	137	364	.376	423	486	.870	65	361	426	247	246	1	64	159	18	1744	16.3	-
-----	-----	------	-----	------	------	-----	-----	------	-----	-----	------	----	-----	-----	-----	-----	---	----	-----	----	------	------	---

PLAYOFFS

G	MIN	FG	FGA	PCT	3P	3A	PCT	FT	FTA	PCT	OFF	DEF	TOT	AST	PF	DQ	STL	TO	BLK	PTS	AVG	HI
1998-99	7	307	45	101	.446	10	28	.357	28	29	.966	4	23	27	11	-	5	9	1	128	18.3	-
1999-00	23	766	93	228	.408	28	67	.418	71	89	.798	10	82	92	48	-	15	36	4	285	12.4	-

TOT

TOT	30	1073	138	329	.419	38	95	.400	99	118	.839	14	105	119	59	-	20	45	5	413	13.8	-
-----	----	------	-----	-----	------	----	----	------	----	-----	------	----	-----	-----	----	---	----	----	---	-----	------	---

MITCH RICHMOND - 6-5, 220 - KANSAS STATE

JUNE 30, 1965

REGULAR SEASON

G	MIN	FG	FGA	PCT	3P	3A	PCT	FT	FTA	PCT	OFF	DEF	TOT	AST	PF	DQ	STL	TO	BLK	PTS	AVG	HI	
2001-02	64	709	100	247	.405	18	62	.290	42	44	.955	14	80	94	57	61	0	18	40	6	260	4.1	13

PLAYOFFS

G	MIN	FG	FGA	PCT	3P	3A	PCT	FT	FTA	PCT	OFF	DEF	TOT	AST	PF	DQ	STL	TO	BLK	PTS	AVG	HI
2001-02	2	4	1	1	1.000	0	0	-	1	2	.500	0	1	1	0	-	0	1	0	3	1.5	-

ISAIAH RIDER - 6-5, 215 - UNLV

MARCH 12, 1971

REGULAR SEASON

G	MIN	FG	FGA	PCT	3P	3A	PCT	FT	FTA	PCT	OFF	DEF	TOT	AST	PF	DQ	STL	TO	BLK	PTS	AVG	HI	
2000-01	67	1206	201	472	.426	34	92	.370	71	83	.855	44	112	156	111	105	0	27	98	7	507	7.6	24

PLAYOFFS

G	MIN	FG	FGA	PCT	3P	3A	PCT	FT	FTA	PCT	OFF	DEF	TOT	AST	PF	DQ	STL	TO	BLK	PTS	AVG	HI
1970-71	54	506	105	254	.413	-	-	56	87	.644	-	-	54	72	84	0	-	-	-	266	4.9	-
1971-72	67	926	197	441	.447	-	-	55	74	.743	-	-	127	75	110	0	-	-	-	449	6.7	-
1972-73	55	801	167	390	.428	-	-	65	82	.793	-	-	65	81	126	0	-	-	-	399	7.3	-
1973-74	72	1361	287	667	.430	-	-	110	144	.764	38	90	128	148	173	1	54	-	3	684	9.5	22
1974-75	46	1016	219	523	.419	-	-	69	93	.742	25	60	85	121	128	0	36	-	4	507	11.0	38
1975-76	2	23	5	13	.385	-	-	1	3	.333	1	2	3	0	5	0	1	-	1	11	5.5	9

TOT

TOT	369	4633	1558	3596	.433	-	-	648	826	.785	64	152	673	918	859	1	91	-	8	3764	10.2	-
-----	-----	------	------	------	------	---	---	-----	-----	------	----	-----	-----	-----	-----	---	----	---	---	------	------	---

PLAYOFFS

G	MIN	FG	FGA	PCT	3P	3A	PCT	FT	FTA	PCT	OFF	DEF	TOT	AST	PF	DQ	STL	TO	BLK	PTS	AVG	HI
1970-71	7	135	29	69	.420	-	-	8	11	.727	-	-	15	14	-	-	-	-	-	66	9.4	-
1971-72	15	244	33	99	.333	-	-	12	16	.750	-	-	29	14	-	-	-	-	-	78	5.2	-
1972-73	7	53	9	27	.333	-	-	0	0	-	-	-	5	7	-	-	-	-	-	18	2.6	-
1973-74	5	106	18	50	.360	-	-	3	4	.750	-	-	6	10	-	-	-	-	-	39	7.8	-

TOT

TOT	34	538	89	245	.363	-	-	23	31	.742	-	-	55	45	-	-	-	-	-	201	5.9	-
-----	----	-----	----	-----	------	---	---	----	----	------	---	---	----	----	---	---	---	---	---	-----	-----	---

DAVID RIVERS - 6-0, 175 - NOTRE DAME

JANUARY 20, 1965

REGULAR SEASON

G	MIN	FG	FGA	PCT	3P	3A	PCT	FT	FTA	PCT	OFF	DEF	TOT	AST	PF	DQ	STL	TO	BLK	PTS	AVG	HI	
1988-89	47	440	49	122	.402	1	6	.167	35	42	.833	13	30	43	106	50	0	23	61	9	134	2.9	10

PLAYOFFS

G	MIN	FG	FGA	PCT	3P	3A	PCT	FT	FTA	PCT	OFF	DEF	TOT	AST	PF	DQ	STL	TO	BLK	PTS	AVG	HI	
1988-89	6	33	4	12	.333	0	2	.000	7	8	.875	1	3	4	6	-	-	0	4	0	15	2.5	-

RICK ROBERSON - 6-9, 235 - CINCINNATI

JULY 7, 1947

REGULAR SEASON

G	MIN	FG	FGA	PCT	3P	3A	PCT	FT	FTA	PCT	OFF	DEF	TOT	AST	PF	DQ	STL	TO	BLK	PTS	AVG	HI
1969-70	74	2005	262	586	.447	-	-	120	212	.566	-	-	672	92	256	7	-	-	-	644	8.7	-
1970-71	65	909	125	301	.415	-	-	88	143	.615	-	-	304	47	125	1	-	-	-	338	5.2	-

TOT

TOT	139	2914	387	887	.436	-	-	208	355	.586	-	-	976	139	381	8	-	-	-	982	7.1	-
-----	-----	------	-----	-----	------	---	---	-----	-----	------	---	---	-----	-----	-----	---	---	---	---	-----	-----	---

PLAYOFFS

G	MIN	FG	FGA	PCT	3P	3A	PCT	FT	FTA	PCT	OFF	DEF	TOT	AST	PF	DQ	STL	TO	BLK	PTS	AVG	HI
1969-70	9	61	8	18	.444	-	-	6	10	.600	-	-	16	0	-	-	-	-	-	22	2.4	-
1970-71	9	93	10	29	.345	-	-	4	7	.571	-	-	26	4	-	-	-	-	-	24	2.7	-

TOT

TOT	18	154	18	47	.383	-	-	10	17	.588	-	-	42	4	-	-	-	-	-	46	2.6	-
-----	----	-----	----	----	------	---	---	----	----	------	---	---	----	---	---	---	---	---	---	----	-----	---

FRED ROBERTS - 6-10, 220 - BRIGHAM YOUNG

AUGUST 14, 1960

REGULAR SEASON

G	MIN	FG	FGA	PCT	3P	3A	PCT	FT	FTA	PCT	OFF	DEF	TOT	AST	PF	DQ	STL	TO	BLK	PTS	AVG	HI	
1995-96	33	317	48	97	.495	4	14	.286	22	28	.786	18	29	47	26	24	0	16	24	4	122	3.7	19

PLAYOFFS

G	MIN	FG	FGA	PCT	3P	3A	PCT	FT	FTA	PCT	OFF	DEF	TOT	AST	PF	DQ	STL	TO	BLK	PTS	AVG	HI	
1995-96	1	3	0	2	.000	0	0	-	0	0	-	2	1	3	0	-	-	0	1	0	0	0.0	-

ALL-TIME ROSTER WITH STATISTICS

MARVIN ROBERTS - 6-8, 220 - UTAH STATE

JANUARY 29, 1950

REGULAR SEASON

G	MIN	FG	FGA	PCT	3P	3A	PCT	FT	FTA	PCT	OFF	DEF	TOT	AST	PF	DQ	STL	TO	BLK	PTS	AVG	HI
1976-77	28	209	27	76	.355	-	-	4	6	.667	9	16	25	19	34	0	4	-	2	58	2.1	12

CLIFF ROBINSON - 6-9, 220 - USC

MARCH 13, 1960

REGULAR SEASON

G	MIN	FG	FGA	PCT	3P	3A	PCT	FT	FTA	PCT	OFF	DEF	TOT	AST	PF	DQ	STL	TO	BLK	PTS	AVG	HI	
1991-92	9	78	11	27	.407	0	1	.000	7	8	.875	7	12	19	9	4	0	5	7	0	29	3.2	10

PLAYOFFS

G	MIN	FG	FGA	PCT	3P	3A	PCT	FT	FTA	PCT	OFF	DEF	TOT	AST	PF	DQ	STL	TO	BLK	PTS	AVG	HI	
1991-92	3	24	3	10	.300	0	0	-	5	8	.625	2	4	6	1	-	-	3	2	1	11	3.7	-

FLYNN ROBINSON - 6-1, 190 - WYOMING

APRIL 28, 1941

REGULAR SEASON

G	MIN	FG	FGA	PCT	3P	3A	PCT	FT	FTA	PCT	OFF	DEF	TOT	AST	PF	DQ	STL	TO	BLK	PTS	AVG	HI
1971-72	64	1007	262	535	.490	-	-	111	129	.860	-	-	115	138	139	2	-	-	-	635	9.9	-
1972-73	6	47	14	28	.500	-	-	6	8	.750	-	-	7	8	11	0	-	-	-	34	5.7	-
TOT	70	1054	276	563	.490	-	-	117	137	.854	-	-	122	146	150	2	-	-	-	669	9.6	-

PLAYOFFS

G	MIN	FG	FGA	PCT	3P	3A	PCT	FT	FTA	PCT	OFF	DEF	TOT	AST	PF	DQ	STL	TO	BLK	PTS	AVG	HI
1971-72	7	72	19	41	.463	-	-	7	10	.700	-	-	13	5	-	-	-	-	-	45	6.4	-

RUMEAL ROBINSON - 6-2, 195 - MICHIGAN

NOVEMBER 13, 1966

REGULAR SEASON

G	MIN	FG	FGA	PCT	3P	3A	PCT	FT	FTA	PCT	OFF	DEF	TOT	AST	PF	DQ	STL	TO	BLK	PTS	AVG	HI	
1996-97	15	126	17	48	.354	6	23	.261	5	8	.625	2	8	10	13	12	0	5	11	2	45	3.0	10

THOMAS ROBINSON - 6-10, 237 - KANSAS

MARCH 17, 1991

REGULAR SEASON

G	MIN	FG	FGA	PCT	3P	3A	PCT	FT	FTA	PCT	OFF	DEF	TOT	AST	PF	DQ	STL	TO	BLK	PTS	AVG	HI	
2016-17	48	560	105	196	.536	0	1	.000	31	66	.470	84	139	223	31	76	0	26	46	9	241	5.0	16

JOHN ROCHE - 6-3, 170 - SOUTH CAROLINA

SEPTEMBER 26, 1949

REGULAR SEASON

G	MIN	FG	FGA	PCT	3P	3A	PCT	FT	FTA	PCT	OFF	DEF	TOT	AST	PF	DQ	STL	TO	BLK	PTS	AVG	HI
1975-76	15	52	3	14	.214	-	-	2	4	.500	0	3	3	6	7	0	0	-	0	8	0.5	4

DAVID ROBISCH - 6-10, 235 - KANSAS

DECEMBER 22, 1949

REGULAR SEASON

G	MIN	FG	FGA	PCT	3P	3A	PCT	FT	FTA	PCT	OFF	DEF	TOT	AST	PF	DQ	STL	TO	BLK	PTS	AVG	HI
1977-78	55	679	104	249	.418	-	-	50	65	.769	53	126	179	40	71	0	19	37	14	258	4.7	16
1978-79	80	1219	150	336	.446	-	-	86	115	.748	82	203	285	97	108	0	20	53	25	386	4.8	15
TOT	135	1898	254	585	.434	-	-	136	180	.756	135	329	464	137	179	0	39	90	39	644	4.8	-

PLAYOFFS

G	MIN	FG	FGA	PCT	3P	3A	PCT	FT	FTA	PCT	OFF	DEF	TOT	AST	PF	DQ	STL	TO	BLK	PTS	AVG	HI
1977-78	3	47	13	24	.542	-	-	4	5	.800	-	-	12	1	-	-	-	-	-	30	10.0	-
1978-79	5	32	3	5	.600	-	-	2	2	1.000	-	-	10	2	-	-	-	-	-	8	1.6	-
TOT	8	79	16	29	.552	-	-	6	7	.857	-	-	22	3	-	-	-	-	-	38	4.8	-

DENNIS RODMAN - 6-7, 220 - SE OKLAHOMA STATE

MAY 31, 1961

REGULAR SEASON

G	MIN	FG	FGA	PCT	3P	3A	PCT	FT	FTA	PCT	OFF	DEF	TOT	AST	PF	DQ	STL	TO	BLK	PTS	AVG	HI	
1998-99	23	657	16	46	.348	0	2	.000	17	39	.436	62	196	258	30	71	0	10	31	12	49	2.1	7

RAJON RONDO - 6-1, 180 - KENTUCKY

FEBRUARY 22, 1986

REGULAR SEASON

G	MIN	FG	FGA	PCT	3P	3A	PCT	FT	FTA	PCT	OFF	DEF	TOT	AST	PF	DQ	STL	TO	BLK	PTS	AVG	HI	
2018-19	46	1369	175	432	.405	51	142	.359	23	36	.639	34	209	243	367	100	1	57	127	7	424	9.2	24
2019-20	48	984	137	328	.418	41	125	.328	27	41	.659	23	119	142	240	58	0	40	91	2	342	7.1	23
TOT	94	2353	312	760	.411	92	267	.345	50	77	.649	57	328	385	607	158	1	97	218	9	766	8.1	-

PLAYOFFS

G	MIN	FG	FGA	PCT	3P	3A	PCT	FT	FTA	PCT	OFF	DEF	TOT	AST	PF	DQ	STL	TO	BLK	PTS	AVG	HI	
2019-20	16	395	55	121	.455	20	50	.400	13	19	.684	13	56	69	105	36	0	22	34	2	143	8.9	21

SEAN ROOKS - 6-10, 260 - ARIZONA

SEPTEMBER 9, 1969

REGULAR SEASON

G	MIN	FG	FGA	PCT	3P	3A	PCT	FT	FTA	PCT	OFF	DEF	TOT	AST	PF	DQ	STL	TO	BLK	PTS	AVG	HI	
1996-97	69	735	87	185	.470	0	1	.000	91	130	.700	56	107	163	42	123	1	17	51	38	265	3.8	20
1997-98	41	425	46	101	.455	0	0	-	47	79	.595	46	72	118	24	68	0	2	19	23	139	3.4	15
1998-99	36	315	32	79	.405	0	2	.000	34	48	.708	33	39	72	9	61	0	2	21	9	98	2.7	11
TOT	144	1475	165	365	.452	0	3	.000	172	257	.669	135	218	353	75	252	1	21	91	70	502	3.4	-

PLAYOFFS

G	MIN	FG	FGA	PCT	3P	3A	PCT	FT	FTA	PCT	OFF	DEF	TOT	AST	PF	DQ	STL	TO	BLK	PTS	AVG	HI	
1996-97	8	54	4	9	.444	0	0	-	6	8	.750	5	7	12	1	-	-	3	3	3	14	1.8	-
1997-98	4	11	2	6	.333	0	0	-	0	0	-	1	0	1	0	-	-	0	0	3	4	1.0	-
1998-99	7	48	2	6	.333	0	0	-	5	6	.833	1	1	2	3	-	-	0	1	1	9	1.3	-
TOT	19	113	8	21	.381	0	0	-	11	14	.786	7	8	15	4	-	-	3	4	7	27	1.4	-

ALL-TIME ROSTER WITH STATISTICS

KAREEM RUSH - 6-6, 215 - MISSOURI

OCTOBER 30, 1980

REGULAR SEASON

G	MIN	FG	FGA	PCT	3P	3A	PCT	FT	FTA	PCT	OFF	DEF	TOT	AST	PF	DQ	STL	TO	BLK	PTS	AVG	HI	
2002-03	76	872	96	244	.393	19	68	.279	16	23	.696	26	68	94	68	71	0	10	63	11	227	3.0	11
2003-04	72	1244	190	432	.440	48	138	.348	31	52	.596	20	77	97	59	109	0	33	48	20	459	6.4	30
2004-05	14	91	4	20	.200	2	10	.200	2	2	1.000	3	7	10	3	7	0	2	3	1	12	0.9	4
TOT	162	2207	290	696	.417	69	216	.319	49	77	.636	49	152	201	130	187	0	45	114	32	698	4.3	-

PLAYOFFS

G	MIN	FG	FGA	PCT	3P	3A	PCT	FT	FTA	PCT	OFF	DEF	TOT	AST	PF	DQ	STL	TO	BLK	PTS	AVG	HI	
2002-03	9	64	11	29	.393	4	11	.364	4	4	1.000	2	1	3	2	-	1	3	0	30	3.3	-	
2003-04	22	315	30	78	.385	20	50	.400	2	3	.667	0	16	16	17	-	-	10	14	3	82	3.7	-
TOT	31	379	41	107	.383	24	61	.393	6	7	.857	2	17	19	19	-	-	11	17	3	112	3.6	-

BRYON RUSSELL - 6-7, 225 - LONG BEACH STATE

DECEMBER 31, 1970

REGULAR SEASON

G	MIN	FG	FGA	PCT	3P	3A	PCT	FT	FTA	PCT	OFF	DEF	TOT	AST	PF	DQ	STL	TO	BLK	PTS	AVG	HI	
2003-04	72	945	98	244	.402	43	112	.384	50	65	.769	32	114	146	71	110	0	32	37	12	289	4.0	17

PLAYOFFS

G	MIN	FG	FGA	PCT	3P	3A	PCT	FT	FTA	PCT	OFF	DEF	TOT	AST	PF	DQ	STL	TO	BLK	PTS	AVG	HI	
2003-04	6	16	0	3	.000	0	2	.000	0	0	-	1	0	1	2	-	-	1	0	0	0	0.0	-

CAZZIE RUSSELL - 6-5, 220 - MICHIGAN

JUNE 7, 1944

REGULAR SEASON

G	MIN	FG	FGA	PCT	3P	3A	PCT	FT	FTA	PCT	OFF	DEF	TOT	AST	PF	DQ	STL	TO	BLK	PTS	AVG	HI	
1974-75	40	1055	264	580	.455	-	-	-	101	113	.894	34	81	115	109	56	0	27	-	2	629	15.7	30
1975-76	74	1625	371	802	.463	-	-	-	132	148	.892	50	133	183	122	122	0	53	-	3	874	11.8	33
1976-77	82	2583	578	1179	.490	-	-	-	188	219	.858	86	208	294	210	163	1	86	-	7	1344	16.4	35
TOT	196	5263	1213	2561	.474	-	-	-	421	480	.877	170	422	592	441	341	1	166	-	12	2847	14.5	-

PLAYOFFS

G	MIN	FG	FGA	PCT	3P	3A	PCT	FT	FTA	PCT	OFF	DEF	TOT	AST	PF	DQ	STL	TO	BLK	PTS	AVG	HI	
1976-77	11	382	65	157	.414	-	-	-	44	50	.880	-	-	48	25	-	-	-	-	0	174	15.8	-

D'ANGELO RUSSELL - 6-5, 195 - OHIO STATE

FEBRUARY 23, 1996

REGULAR SEASON

G	MIN	FG	FGA	PCT	3P	3A	PCT	FT	FTA	PCT	OFF	DEF	TOT	AST	PF	DQ	STL	TO	BLK	PTS	AVG	HI	
2015-16	80	2259	392	956	.410	130	370	.351	140	190	.737	47	227	274	266	142	0	93	196	13	1054	13.2	39
2016-17	63	1811	351	867	.405	135	384	.352	147	188	.782	31	190	221	303	130	1	87	176	16	984	15.6	40
TOT	143	4070	743	1823	.408	265	754	.351	287	378	.759	78	417	495	569	272	1	180	372	29	2038	14.3	-

ROBERT SACRE - 7-0, 270 - GONZAGA

JUNE 6, 1989

REGULAR SEASON

G	MIN	FG	FGA	PCT	3P	3A	PCT	FT	FTA	PCT	OFF	DEF	TOT	AST	PF	DQ	STL	TO	BLK	PTS	AVG	HI	
2012-13	32	203	18	48	.375	0	0	-	7	11	.636	9	25	34	6	38	1	0	10	10	43	1.3	10
2013-14	65	1089	143	300	.477	0	0	-	64	94	.681	82	172	254	51	134	2	24	44	47	350	5.4	15
2014-15	67	1133	126	306	.412	0	1	.000	55	82	.671	89	144	233	55	123	1	28	36	43	307	4.6	13
2015-16	25	320	31	75	.413	0	0	-	25	38	.658	32	40	72	14	43	1	4	12	10	87	3.5	11
TOT	189	2745	318	729	.436	0	1	.000	151	225	.671	212	381	593	126	336	5	56	102	110	787	4.2	-

PLAYOFFS

G	MIN	FG	FGA	PCT	3P	3A	PCT	FT	FTA	PCT	OFF	DEF	TOT	AST	PF	DQ	STL	TO	BLK	PTS	AVG	HI
2012-13	2	4	0	1	.000	0	0	-	0	0	-	0	2	2	0	0	1	0	0	0	0.0	-

JOHN SALLEY - 6-11, 250 - GEORGIA TECH

MAY 16, 1964

REGULAR SEASON

G	MIN	FG	FGA	PCT	3P	3A	PCT	FT	FTA	PCT	OFF	DEF	TOT	AST	PF	DQ	STL	TO	BLK	PTS	AVG	HI	
1999-00	45	303	25	69	.362	0	0	-	21	28	.750	20	45	65	26	67	1	8	18	14	71	1.6	8

PLAYOFFS

G	MIN	FG	FGA	PCT	3P	3A	PCT	FT	FTA	PCT	OFF	DEF	TOT	AST	PF	DQ	STL	TO	BLK	PTS	AVG	HI	
1999-00	18	78	5	13	.385	0	0	-	7	10	.700	9	13	22	4	-	-	1	4	6	17	0.9	-

SOUMAILA SAMAKE - 7-0, 245 - MALI

MARCH 18, 1978

REGULAR SEASON

G	MIN	FG	FGA	PCT	3P	3A	PCT	FT	FTA	PCT	OFF	DEF	TOT	AST	PF	DQ	STL	TO	BLK	PTS	AVG	HI	
2002-03	13	77	10	24	.417	0	0	-	2	2	1.000	10	13	23	4	13	0	0	2	5	22	1.7	10

JAMAL SAMPSON - 6-11, 235 - CALIFORNIA

MAY 15, 1983

REGULAR SEASON

G	MIN	FG	FGA	PCT	3P	3A	PCT	FT	FTA	PCT	OFF	DEF	TOT	AST	PF	DQ	STL	TO	BLK	PTS	AVG	HI	
2003-04	10	130	11	23	.478	0	0	-	7	12	.583	23	29	52	7	16	0	2	6	4	29	2.9	9

ALL-TIME ROSTER WITH STATISTICS

FRANK "PEP" SAUL - 6-2, 185 - SETON HALL

FEBRUARY 16, 1924

REGULAR SEASON

	G	MIN	FG	FGA	PCT	3P	3A	PCT	FT	FTA	PCT	OFF	DEF	TOT	AST	PF	DQ	STL	TO	BLK	PTS	AVG	HI
1951-52	25	759	72	185	.389	-	-	-	71	93	.763	-	-	-	68	66	-	-	-	-	215	8.6	-
1952-53	70	1796	187	471	.397	-	-	-	142	200	.710	-	-	-	141	110	174	3	-	-	516	7.4	-
1953-54	71	1805	162	467	.347	-	-	-	128	170	.753	-	-	-	159	139	149	3	-	-	452	6.4	-
TOT	166	4360	421	1123	.375	-	-	-	341	463	.737	-	-	300	317	389	6	-	-	1183	7.1	-	-

PLAYOFFS

	G	MIN	FG	FGA	PCT	3P	3A	PCT	FT	FTA	PCT	OFF	DEF	TOT	AST	PF	DQ	STL	TO	BLK	PTS	AVG	HI
1951-52	13	530	56	121	.463	-	-	-	35	48	.729	-	-	-	36	45	-	-	-	-	147	11.3	-
1952-53	12	297	31	74	.419	-	-	-	24	33	.727	-	-	-	28	18	-	-	-	-	86	7.2	-
1953-54	13	227	18	51	.353	-	-	-	25	34	.735	-	-	-	27	14	-	-	-	-	61	4.7	-
TOT	38	1054	105	246	.427	-	-	-	84	115	.730	-	-	91	77	-	-	-	-	-	294	7.7	-

HERM SCHAEFER - 6-0, 175 - INDIANA

DECEMBER 20, 1919

REGULAR SEASON

	G	MIN	FG	FGA	PCT	3P	3A	PCT	FT	FTA	PCT	OFF	DEF	TOT	AST	PF	DQ	STL	TO	BLK	PTS	AVG	HI
1948-49	58	-	214	572	.374	-	-	-	174	213	.817	-	-	-	185	121	-	-	-	-	602	10.4	-
1949-50	65	-	122	314	.389	-	-	-	86	101	.851	-	-	-	203	104	-	-	-	-	330	5.1	-
TOT	123	-	336	886	.379	-	-	-	260	314	.828	-	-	-	388	225	-	-	-	-	932	7.6	-

PLAYOFFS

	G	MIN	FG	FGA	PCT	3P	3A	PCT	FT	FTA	PCT	OFF	DEF	TOT	AST	PF	DQ	STL	TO	BLK	PTS	AVG	HI
1948-49	10	-	48	104	.462	-	-	-	28	32	.875	-	-	-	31	-	-	-	-	-	124	12.4	-
1949-50	12	-	16	42	.381	-	-	-	19	22	.864	-	-	-	16	-	-	-	-	-	51	4.3	-
TOT	22	-	64	146	.438	-	-	-	47	54	.870	-	-	-	47	-	-	-	-	-	175	8.0	-

DAN SCHAYES - 6-11, 260 - SYRACUSE

MAY 10, 1959

REGULAR SEASON

	G	MIN	FG	FGA	PCT	3P	3A	PCT	FT	FTA	PCT	OFF	DEF	TOT	AST	PF	DQ	STL	TO	BLK	PTS	AVG	HI
1993-94	13	133	14	38	.368	0	0	-	8	10	.800	15	19	34	8	18	0	5	9	2	36	2.8	11

DICK SCHNITTKER - 6-5, 205 - OHIO STATE

MAY 27, 1928

REGULAR SEASON

	G	MIN	FG	FGA	PCT	3P	3A	PCT	FT	FTA	PCT	OFF	DEF	TOT	AST	PF	DQ	STL	TO	BLK	PTS	AVG	HI
1953-54	71	1040	122	307	.397	-	-	-	86	132	.652	-	-	-	178	59	178	3	-	-	330	4.6	-
1954-55	72	1798	226	583	.388	-	-	-	298	362	.823	-	-	-	349	114	231	7	-	-	750	10.4	-
1955-56	72	1930	254	647	.393	-	-	-	304	355	.856	-	-	-	296	142	253	4	-	-	812	11.3	-
1956-57	70	997	113	351	.322	-	-	-	160	193	.829	-	-	-	185	52	144	3	-	-	386	5.5	-
1957-58	50	979	128	357	.359	-	-	-	201	237	.848	-	-	-	211	71	126	5	-	-	457	9.1	-
TOT	335	6744	843	2245	.376	-	-	-	1049	1279	.820	-	-	1219	438	932	22	-	-	-	2735	8.2	-

PLAYOFFS

	G	MIN	FG	FGA	PCT	3P	3A	PCT	FT	FTA	PCT	OFF	DEF	TOT	AST	PF	DQ	STL	TO	BLK	PTS	AVG	HI
1952-53	7	29	1	8	.125	-	-	-	7	11	.636	-	-	-	4	0	-	-	-	-	9	1.3	-
1953-54	13	163	11	32	.344	-	-	-	12	20	.600	-	-	-	21	5	-	-	-	-	34	2.6	-
1954-55	7	140	14	51	.275	-	-	-	25	36	.694	-	-	-	31	7	-	-	-	-	53	7.6	-
1955-56	3	87	13	23	.565	-	-	-	17	20	.850	-	-	-	15	5	-	-	-	-	43	14.3	-
1956-57	5	83	6	21	.286	-	-	-	15	17	.882	-	-	-	12	8	-	-	-	-	27	5.4	-
TOT	35	502	45	135	.333	-	-	-	76	104	.731	-	-	83	25	-	-	-	-	-	166	4.7	-

HOWIE SCHULTZ - 6-6, 220 - HAMLINE

JULY 3, 1922

REGULAR SEASON

	G	MIN	FG	FGA	PCT	3P	3A	PCT	FT	FTA	PCT	OFF	DEF	TOT	AST	PF	DQ	STL	TO	BLK	PTS	AVG	HI
1951-52	66	1301	89	315	.283	-	-	-	90	119	.756	-	-	-	246	102	197	13	-	-	268	4.1	-
1952-53	40	474	24	90	.267	-	-	-	43	62	.694	-	-	-	80	29	73	1	-	-	91	2.3	-
TOT	106	1775	113	405	.279	-	-	-	133	181	.735	-	-	326	131	270	14	-	-	-	359	3.4	-

PLAYOFFS

	G	MIN	FG	FGA	PCT	3P	3A	PCT	FT	FTA	PCT	OFF	DEF	TOT	AST	PF	DQ	STL	TO	BLK	PTS	AVG	HI
1951-52	12	99	6	18	.333	-	-	-	6	10	.600	-	-	-	19	5	-	-	-	-	18	1.5	-

ALL-TIME ROSTER WITH STATISTICS

BYRON SCOTT - 6-4, 200 - ARIZONA STATE

MARCH 28, 1961

REGULAR SEASON

G	MIN	FG	FGA	PCT	3P	3A	PCT	FT	FTA	PCT	OFF	DEF	TOT	AST	PF	DQ	STL	TO	BLK	PTS	AVG	HI	
1983-84	74	1637	334	690	.484	8	34	.235	112	139	.806	50	114	164	177	174	0	81	116	19	788	10.6	32
1984-85	81	2305	541	1003	.559	26	60	.433	187	228	.820	57	153	210	244	197	1	100	138	17	1295	16.0	30
1985-86	76	2190	507	989	.513	22	61	.361	138	176	.784	55	134	189	164	167	0	85	110	15	1174	15.4	31
1986-87	82	2729	554	1134	.489	65	149	.436	224	251	.892	63	223	286	281	163	0	125	144	18	1397	17.0	33
1987-88	81	3048	710	1348	.527	62	179	.346	272	317	.858	76	257	333	335	204	2	155	161	27	1754	21.7	38
1988-89	74	2605	588	1198	.491	77	193	.399	195	226	.863	72	230	302	231	181	1	114	157	27	1468	19.6	35
1989-90	77	2593	472	1005	.470	73	220	.423	160	209	.766	51	191	242	274	180	2	77	122	31	1197	15.5	33
1990-91	82	2630	501	1051	.477	91	219	.324	118	148	.797	54	192	246	177	146	0	95	85	21	1191	14.5	32
1991-92	82	2679	460	1005	.458	54	157	.344	244	291	.838	74	236	310	226	140	0	105	119	28	1218	14.9	31
1992-93	58	1677	296	659	.457	44	135	.326	156	184	.848	27	107	134	157	98	0	55	70	13	792	13.7	29
1996-97	79	1440	163	379	.430	73	188	.388	127	151	.841	21	97	118	99	72	0	46	53	16	526	6.7	19
TOT	846	25533	5126	10641	.490	595	1595	.373	1933	2320	.833	600	1934	2534	2365	1722	6	1038	1275	232	12780	15.1	-

PLAYOFFS

G	MIN	FG	FGA	PCT	3P	3A	PCT	FT	FTA	PCT	OFF	DEF	TOT	AST	PF	DQ	STL	TO	BLK	PTS	AVG	HI	
1983-84	20	404	74	161	.460	2	10	.200	21	35	.600	11	26	37	34	-	-	18	26	2	171	8.6	-
1984-85	19	585	138	267	.517	10	21	.476	35	44	.795	16	36	52	50	-	-	41	24	4	321	16.9	-
1985-86	14	470	90	181	.497	6	17	.353	38	42	.905	15	40	55	42	-	-	19	30	2	224	16.0	-
1986-87	18	608	103	210	.490	7	34	.206	53	67	.791	20	42	62	57	-	-	19	25	4	266	14.8	-
1987-88	24	897	178	357	.499	24	55	.436	90	104	.865	26	74	100	60	-	-	34	47	5	470	19.6	-
1988-89	11	402	79	160	.494	15	39	.385	46	55	.836	10	35	45	25	-	-	18	20	2	219	19.9	-
1989-90	9	325	49	106	.462	13	34	.382	10	13	.769	7	30	37	23	-	-	20	13	3	121	13.4	-
1990-91	18	678	95	186	.511	20	38	.526	27	34	.794	13	44	57	29	-	-	23	17	4	237	13.2	-
1991-92	4	148	22	44	.500	7	12	.583	24	27	.889	3	7	10	14	-	-	6	5	1	75	18.8	-
1992-93	5	177	21	42	.500	8	15	.533	18	23	.783	0	11	11	9	-	-	5	4	0	68	13.6	-
1996-97	8	134	15	33	.455	4	11	.364	17	19	.895	0	12	12	11	-	-	1	8	0	51	6.4	-
TOT	150	4828	864	1747	.495	116	286	.406	379	463	.819	121	357	478	354	-	-	204	219	27	2223	14.8	-

CHARLES SCOTT - 6-5, 175 - NORTH CAROLINA

DECEMBER 15, 1948

REGULAR SEASON

G	MIN	FG	FGA	PCT	3P	3A	PCT	FT	FTA	PCT	OFF	DEF	TOT	AST	PF	DQ	STL	TO	BLK	PTS	AVG	HI	
1977-78	48	1393	225	509	.442	-	-	-	110	142	.775	38	110	148	235	155	4	59	133	11	560	11.7	24

PLAYOFFS

G	MIN	FG	FGA	PCT	3P	3A	PCT	FT	FTA	PCT	OFF	DEF	TOT	AST	PF	DQ	STL	TO	BLK	PTS	AVG	HI	
1977-78	3	103	12	40	.300	-	-	-	6	8	.750	-	-	13	14	-	-	4	-	-	30	10.0	-

SHEA SEALS - 6-5, 210 - TULSA

AUGUST 22, 1975

REGULAR SEASON

G	MIN	FG	FGA	PCT	3P	3A	PCT	FT	FTA	PCT	OFF	DEF	TOT	AST	PF	DQ	STL	TO	BLK	PTS	AVG	HI	
1997-98	4	9	1	8	.125	0	0	.000	2	4	.500	3	1	4	0	1	0	1	0	0	4	1.0	2

FRANK SELVY - 6-2, 180 - FURMAN

NOVEMBER 9, 1932

REGULAR SEASON

G	MIN	FG	FGA	PCT	3P	3A	PCT	FT	FTA	PCT	OFF	DEF	TOT	AST	PF	DQ	STL	TO	BLK	PTS	AVG	HI	
1957-58	12	231	28	84	.333	-	-	-	20	29	.690	-	-	35	19	21	0	-	-	-	76	6.3	-
1959-60	43	1091	169	427	.396	-	-	-	122	160	.763	-	-	127	81	76	-	-	-	-	460	10.7	-
1960-61	77	2153	311	767	.405	-	-	-	210	279	.753	-	-	299	246	219	3	-	-	-	832	10.8	-
1961-62	79	2806	433	1032	.420	-	-	-	298	404	.738	-	-	412	381	232	0	-	-	-	1164	14.7	-
1962-63	80	2369	317	747	.424	-	-	-	192	269	.714	-	-	289	281	149	0	-	-	-	826	10.3	-
1963-64	73	1286	160	423	.378	-	-	-	78	122	.639	-	-	139	149	115	1	-	-	-	398	5.5	-
TOT	364	9936	1418	3480	.407	-	-	-	920	1263	.728	-	-	1301	1157	812	4	-	-	-	3756	10.3	-

PLAYOFFS

G	MIN	FG	FGA	PCT	3P	3A	PCT	FT	FTA	PCT	OFF	DEF	TOT	AST	PF	DQ	STL	TO	BLK	PTS	AVG	HI	
1959-60	9	330	55	153	.359	-	-	-	31	44	.705	-	-	55	29	-	-	-	-	-	141	15.7	-
1960-61	12	371	43	111	.387	-	-	-	37	48	.771	-	-	44	50	-	-	-	-	-	123	10.3	-
1961-62	13	478	66	152	.434	-	-	-	33	39	.846	-	-	73	65	-	-	-	-	-	165	12.7	-
1962-63	13	317	32	81	.395	-	-	-	39	48	.813	-	-	45	36	-	-	-	-	-	103	7.9	-
1963-64	3	69	13	27	.481	-	-	-	2	2	1.000	-	-	5	6	-	-	-	-	-	28	9.3	-
TOT	50	1565	209	524	.399	-	-	-	142	181	.785	-	-	222	186	-	-	-	-	-	560	11.2	-

RAMON SESSIONS - 6-3, 190 - NEVADA-RENO

APRIL 11, 1986

REGULAR SEASON

G	MIN	FG	FGA	PCT	3P	3A	PCT	FT	FTA	PCT	OFF	DEF	TOT	AST	PF	DQ	STL	TO	BLK	PTS	AVG	HI	
2011-12	23	701	101	211	.479	17	35	.486	72	101	.713	14	73	87	142	37	0	17	59	2	291	12.7	23

PLAYOFFS

G	MIN	FG	FGA	PCT	3P	3A	PCT	FT	FTA	PCT	OFF	DEF	TOT	AST	PF	DQ	STL	TO	BLK	PTS	AVG	HI	
2011-12	12	380	43	114	.377	4	25	.160	26	35	.743	3	33	36	43	27	0	4	22	1	116	9.7	-

CHARLIE SHARE - 6-11, 245 - BOWLING GREEN STATE

MARCH 14, 1927

REGULAR SEASON

G	MIN	FG	FGA	PCT	3P	3A	PCT	FT	FTA	PCT	OFF	DEF	TOT	AST	PF	DQ	STL	TO	BLK	PTS	AVG	HI	
1959-60	41	651	59	151	.391	-	-	-	53	80	.663	-	-	221	62	142	9	-	-	-	171	4.2	-

PLAYOFFS

G	MIN	FG	FGA	PCT	3P	3A	PCT	FT	FTA	PCT	OFF	DEF	TOT	AST	PF	DQ	STL	TO	BLK	PTS	AVG	HI	
1959-60	9	123	6	14	.429	-	-	-	10	11	.909	-	-	34	5	-	-	-	-	-	22	2.4	-

ALL-TIME ROSTER WITH STATISTICS

BRIAN SHAW - 6-6, 200 - UC SANTA BARBARA

MARCH 22, 1966

REGULAR SEASON

G	MIN	FG	FGA	PCT	3P	3A	PCT	FT	FTA	PCT	OFF	DEF	TOT	AST	PF	DQ	STL	TO	BLK	PTS	AVG	HI	
1999-00	74	1249	123	322	.382	18	58	.310	41	54	.759	45	171	216	201	105	0	35	75	14	305	4.1	14
2000-01	80	1833	164	411	.399	42	135	.311	51	64	.797	48	256	304	258	159	1	49	97	27	421	5.3	22
2001-02	58	631	61	173	.353	29	88	.330	18	26	.692	19	93	112	89	43	0	25	32	3	169	2.9	16
2002-03	72	900	101	261	.387	38	109	.349	10	15	.667	20	99	119	103	62	0	32	54	13	250	3.5	20
TOT	284	4613	449	1167	.385	127	390	.326	120	159	.755	132	619	751	651	369	1	141	258	57	1145	4.0	-

PLAYOFFS

G	MIN	FG	FGA	PCT	3P	3A	PCT	FT	FTA	PCT	OFF	DEF	TOT	AST	PF	DQ	STL	TO	BLK	PTS	AVG	HI	
1999-00	22	408	45	107	.421	16	48	.333	13	16	.813	7	44	51	67	-	-	11	17	4	119	5.4	-
2000-01	16	290	27	72	.375	10	29	.345	6	9	.667	10	45	55	43	-	-	10	16	1	70	4.4	-
2001-02	19	238	21	63	.333	9	32	.281	4	4	1.000	9	26	35	30	-	-	5	8	6	55	2.9	-
2002-03	12	215	15	49	.306	6	26	.231	2	3	.667	1	37	38	24	-	-	4	9	5	38	3.2	-
TOT	69	1151	108	291	.371	41	135	.304	25	32	.781	27	152	179	164	-	-	30	50	16	282	4.1	-

BOB SIMS - 6-5, 220 - PEPPERDINE

OCTOBER 9, 1938

REGULAR SEASON

G	MIN	FG	FGA	PCT	3P	3A	PCT	FT	FTA	PCT	OFF	DEF	TOT	AST	PF	DQ	STL	TO	BLK	PTS	AVG	HI
1961-62	19	171	22	59	.373	-	-	-	19	39	.487	-	-	27	12	40	-	-	-	63	3.3	-

MYER "WHITEY" SKOOG - 5-11, 180 - MINNESOTA

NOVEMBER 2, 1926

REGULAR SEASON

G	MIN	FG	FGA	PCT	3P	3A	PCT	FT	FTA	PCT	OFF	DEF	TOT	AST	PF	DQ	STL	TO	BLK	PTS	AVG	HI	
1951-52	35	988	102	296	.345	-	-	-	30	38	.789	-	-	122	60	94	4	-	-	-	234	6.7	-
1952-53	68	996	102	264	.386	-	-	-	46	61	.754	-	-	121	82	137	2	-	-	-	250	3.7	-
1953-54	71	1877	212	530	.400	-	-	-	72	97	.742	-	-	224	179	234	5	-	-	-	496	7.0	-
1954-55	72	2365	330	836	.395	-	-	-	125	155	.806	-	-	303	251	265	10	-	-	-	785	10.9	-
1955-56	72	2311	340	854	.398	-	-	-	155	193	.803	-	-	291	255	232	5	-	-	-	835	11.6	-
1956-57	23	656	78	220	.355	-	-	-	44	47	.936	-	-	72	76	65	1	-	-	-	200	8.7	-
TOT	341	9193	1164	3000	.388	-	-	-	472	591	.799	-	-	1133	903	1027	27	-	-	-	2800	8.2	-

PLAYOFFS

G	MIN	FG	FGA	PCT	3P	3A	PCT	FT	FTA	PCT	OFF	DEF	TOT	AST	PF	DQ	STL	TO	BLK	PTS	AVG	HI	
1952-53	11	198	24	56	.429	-	-	-	16	20	.800	-	-	23	13	-	-	-	-	-	64	5.8	-
1953-54	13	402	42	107	.393	-	-	-	12	21	.571	-	-	47	23	-	-	-	-	-	96	7.4	-
1954-55	7	241	36	92	.391	-	-	-	19	21	.905	-	-	37	16	-	-	-	-	-	91	13.0	-
1955-56	3	90	13	31	.419	-	-	-	3	11	.273	-	-	18	18	-	-	-	-	-	29	9.7	-
TOT	34	931	115	286	.402	-	-	-	50	73	.685	-	-	125	70	-	-	-	-	-	280	8.2	-

DONALD SMITH - 6-2, 190 - MINNESOTA

JULY 27, 1920

REGULAR SEASON

G	MIN	FG	FGA	PCT	3P	3A	PCT	FT	FTA	PCT	OFF	DEF	TOT	AST	PF	DQ	STL	TO	BLK	PTS	AVG	HI
1948-49	8	-	2	13	.154	-	-	-	2	3	.667	-	-	-	2	6	-	-	-	6	0.8	-

ELMORE SMITH - 7-1, 250 - KENTUCKY STATE

MAY 9, 1949

REGULAR SEASON

G	MIN	FG	FGA	PCT	3P	3A	PCT	FT	FTA	PCT	OFF	DEF	TOT	AST	PF	DQ	STL	TO	BLK	PTS	AVG	HI	
1973-74	81	2922	434	949	.457	-	-	-	147	249	.590	204	702	906	150	309	8	71	-	393	1015	12.5	37
1974-75	74	2341	346	702	.493	-	-	-	112	231	.485	210	600	810	145	255	6	84	-	216	804	10.9	30
TOT	155	5263	780	1651	.472	-	-	-	259	480	.540	414	1302	1716	295	564	14	155	-	609	1819	11.7	-

PLAYOFFS

G	MIN	FG	FGA	PCT	3P	3A	PCT	FT	FTA	PCT	OFF	DEF	TOT	AST	PF	DQ	STL	TO	BLK	PTS	AVG	HI	
1973-74	5	171	42	88	.477	-	-	-	12	17	.706	-	-	53	6	-	-	-	-	-	96	19.2	-

JOE SMITH - 6-10, 225 - MARYLAND

JULY 26, 1975

REGULAR SEASON

G	MIN	FG	FGA	PCT	3P	3A	PCT	FT	FTA	PCT	OFF	DEF	TOT	AST	PF	DQ	STL	TO	BLK	PTS	AVG	HI	
2010-11	12	44	2	12	.167	0	0	-	2	2	1.000	2	16	18	3	10	0	0	3	4	6	0.5	2

PLAYOFFS

G	MIN	FG	FGA	PCT	3P	3A	PCT	FT	FTA	PCT	OFF	DEF	TOT	AST	PF	DQ	STL	TO	BLK	PTS	AVG	HI
2010-11	5	11	0	2	.000	0	0	-	0	0	-	1	0	1	0	-	0	0	0	0	0.0	-

JR SMITH - 6-6, 225 - ST. BENEDICT'S PREP (NJ)

SEPTEMBER 9, 1985

REGULAR SEASON

G	MIN	FG	FGA	PCT	3P	3A	PCT	FT	FTA	PCT	OFF	DEF	TOT	AST	PF	DQ	STL	TO	BLK	PTS	AVG	HI	
2019-20	6	79	7	22	.318	1	11	.091	2	2	1.000	0	5	5	3	5	0	1	4	0	17	2.8	11

PLAYOFFS

G	MIN	FG	FGA	PCT	3P	3A	PCT	FT	FTA	PCT	OFF	DEF	TOT	AST	PF	DQ	STL	TO	BLK	PTS	AVG	HI	
2019-20	10	75	7	26	.269	6	22	.273	0	0	---	0	3	3	3	11	0	2	7	0	20	2.0	11

ROBERT SMITH - 6-4, 190 - WEST VIRGINIA

AUGUST 20, 1937

REGULAR SEASON

G	MIN	FG	FGA	PCT	3P	3A	PCT	FT	FTA	PCT	OFF	DEF	TOT	AST	PF	DQ	STL	TO	BLK	PTS	AVG	HI	
1959-60	10	130	13	54	.241	-	-	-	11	16	.688	-	-	33	14	10	0	-	-	-	37	3.7	-
1961-62	3	7	0	1	.000	-	-	-	0	0	-	-	-	0	0	1	0	-	-	-	0	0.0	-
TOT	13	137	13	55	.236	-	-	-	11	16	.688	-	-	33	14	11	0	-	-	-	37	2.8	-

ALL-TIME ROSTER WITH STATISTICS

TONY SMITH - 6-4, 205 - MARQUETTE

JUNE 14, 1968

REGULAR SEASON

G	MIN	FG	FGA	PCT	3P	3A	PCT	FT	FTA	PCT	OFF	DEF	TOT	AST	PF	DQ	STL	TO	BLK	PTS	AVG	HI	
1990-91	64	695	97	220	.441	0	7	.000	40	57	.702	24	47	71	135	80	0	28	69	12	234	3.7	12
1991-92	63	820	113	283	.399	0	11	.000	49	75	.653	31	45	76	109	91	0	39	50	8	275	4.4	18
1992-93	55	752	133	275	.484	2	11	.182	62	82	.756	46	41	87	63	72	1	50	40	7	330	6.0	20
1993-94	73	1617	272	617	.441	16	50	.320	85	119	.714	106	89	195	148	128	1	59	76	14	645	8.8	25
1994-95	61	1024	132	309	.427	32	91	.352	46	63	.698	43	66	107	102	111	0	46	50	7	340	5.6	19
TOT	316	4908	747	1704	.438	50	170	.294	280	396	.707	250	286	536	557	482	2	222	285	48	1824	5.8	-

PLAYOFFS

G	MIN	FG	FGA	PCT	3P	3A	PCT	FT	FTA	PCT	OFF	DEF	TOT	AST	PF	DQ	STL	TO	BLK	PTS	AVG	HI	
1990-91	7	40	6	13	.462	0	0	-	2	3	.667	3	0	3	2	-	-	1	6	0	14	2.0	-
1991-92	4	40	3	10	.300	0	2	.000	1	2	.500	1	1	2	5	-	-	4	3	0	7	1.8	-
1992-93	5	73	13	25	.520	2	4	.500	6	9	.667	5	3	8	2	-	-	1	3	1	34	6.8	-
1994-95	6	27	3	13	.230	3	10	.300	1	2	.000	1	2	3	3	-	-	0	4	0	9	1.5	-
TOT	22	180	25	61	.410	5	16	.313	9	16	.563	10	6	16	12	-	-	6	16	1	64	2.9	-

MIKE SMREK - 7-0, 250 - CANISIUS

AUGUST 31, 1962

REGULAR SEASON

G	MIN	FG	FGA	PCT	3P	3A	PCT	FT	FTA	PCT	OFF	DEF	TOT	AST	PF	DQ	STL	TO	BLK	PTS	AVG	HI	
1986-87	35	233	30	60	.500	0	0	-	16	25	.640	13	24	37	5	70	1	4	19	13	76	2.2	8
1987-88	48	421	44	103	.427	0	0	-	44	66	.667	27	58	85	8	105	3	7	30	42	132	2.8	12
TOT	83	654	74	163	.454	0	0	-	60	91	.659	40	82	122	13	175	4	11	49	55	208	2.5	-

PLAYOFFS

G	MIN	FG	FGA	PCT	3P	3A	PCT	FT	FTA	PCT	OFF	DEF	TOT	AST	PF	DQ	STL	TO	BLK	PTS	AVG	HI	
1986-87	10	33	2	10	.200	0	0	-	4	6	.667	3	4	7	0	-	-	0	1	6	8	0.8	-
1987-88	8	34	1	5	.200	0	0	-	1	3	.333	1	5	6	0	-	-	1	2	3	3	0.4	-
TOT	18	67	3	15	.200	0	0	-	5	9	.555	4	9	13	0	-	-	1	3	9	11	0.6	-

RON SOBIE - 6-3, 195 - DEPAUL

SEPTEMBER 21, 1934

REGULAR SEASON

G	MIN	FG	FGA	PCT	3P	3A	PCT	FT	FTA	PCT	OFF	DEF	TOT	AST	PF	DQ	STL	TO	BLK	PTS	AVG	HI
1959-60	1	13	1	4	.250	-	-	-	0	1	.000	-	-	2	2	4	0	-	-	2	2.0	-

RORY SPARROW - 6-2, 175 - VILLANOVA

JUNE 12, 1958

REGULAR SEASON

G	MIN	FG	FGA	PCT	3P	3A	PCT	FT	FTA	PCT	OFF	DEF	TOT	AST	PF	DQ	STL	TO	BLK	PTS	AVG	HI	
1991-92	42	471	57	143	.399	2	13	.154	8	13	.615	3	24	27	79	55	0	12	31	5	124	3.0	12

PLAYOFFS

G	MIN	FG	FGA	PCT	3P	3A	PCT	FT	FTA	PCT	OFF	DEF	TOT	AST	PF	DQ	STL	TO	BLK	PTS	AVG	HI	
1991-92	3	16	1	4	.250	0	0	-	3	4	.750	1	0	1	4	-	-	1	0	0	5	1.7	-

ART SPOELSTRA - 6-9, 220 - WESTERN KENTUCKY

SEPTEMBER 11, 1932

REGULAR SEASON

G	MIN	FG	FGA	PCT	3P	3A	PCT	FT	FTA	PCT	OFF	DEF	TOT	AST	PF	DQ	STL	TO	BLK	PTS	AVG	HI
1957-58	50	1098	141	353	.399	-	-	-	100	150	.667	-	-	281	51	183	-	-	-	382	7.6	-

LARRY SPRIGGS - 6-7, 230 - HOWARD

SEPTEMBER 8, 1959

REGULAR SEASON

G	MIN	FG	FGA	PCT	3P	3A	PCT	FT	FTA	PCT	OFF	DEF	TOT	AST	PF	DQ	STL	TO	BLK	PTS	AVG	HI	
1983-84	38	363	44	82	.537	0	2	.000	36	50	.720	16	45	61	30	55	0	12	34	6	124	3.3	18
1984-85	75	1292	194	354	.548	0	3	.000	112	146	.767	77	150	227	132	195	2	47	115	13	500	6.7	20
1985-86	43	471	88	192	.458	0	1	.000	38	49	.776	28	53	81	49	78	0	18	54	9	214	5.0	18
TOT	156	2126	326	628	.519	0	6	.000	186	245	.759	121	248	369	211	328	2	77	203	26	838	5.4	-

PLAYOFFS

G	MIN	FG	FGA	PCT	3P	3A	PCT	FT	FTA	PCT	OFF	DEF	TOT	AST	PF	DQ	STL	TO	BLK	PTS	AVG	HI	
1983-84	9	45	7	19	.368	0	0	-	11	11	1.000	4	5	9	3	-	-	0	7	1	25	2.8	-
1984-85	16	230	40	77	.519	0	2	.000	18	29	.621	16	35	51	33	-	-	4	26	5	98	6.1	-
1985-86	3	13	5	6	.833	0	0	-	10	10	1.000	1	6	7	2	-	-	1	0	0	20	6.7	-
TOT	28	288	52	102	.510	0	2	.000	39	50	.780	21	46	67	38	-	-	5	33	6	143	5.1	-

LANCE STEPHENSON - 6-6, 230 - CINCINNATI

SEPTEMBER 5, 1990

REGULAR SEASON

G	MIN	FG	FGA	PCT	3P	3A	PCT	FT	FTA	PCT	OFF	DEF	TOT	AST	PF	DQ	STL	TO	BLK	PTS	AVG	HI	
2018-19	68	1123	184	432	.426	73	197	.371	50	73	.685	32	183	215	140	111	0	41	86	7	491	7.2	23

DEREK STRONG - 6-8, 225 - XAVIER

FEBRUARY 9, 1968

REGULAR SEASON

G	MIN	FG	FGA	PCT	3P	3A	PCT	FT	FTA	PCT	OFF	DEF	TOT	AST	PF	DQ	STL	TO	BLK	PTS	AVG	HI	
1995-96	63	746	72	169	.426	1	9	.111	69	85	.812	60	118	178	32	80	1	18	20	12	214	3.4	16

GENE STUMP - 6-2, 185 - DEPAUL

NOVEMBER 13, 1923

REGULAR SEASON

G	MIN	FG	FGA	PCT	3P	3A	PCT	FT	FTA	PCT	OFF	DEF	TOT	AST	PF	DQ	STL	TO	BLK	PTS	AVG	HI	
1949-50	23	-	27	95	.284	-	-	-	7	14	.500	-	-	-	23	32	-	-	-	-	61	2.7	-

SUN YUE - 6-9, 205 - CHINA

NOVEMBER 6, 1985

REGULAR SEASON

G	MIN	FG	FGA	PCT	3P	3A	PCT	FT	FTA	PCT	OFF	DEF	TOT	AST	PF	DQ	STL	TO	BLK	PTS	AVG	HI	
2008-09	10	28	3	11	.273	0	6	.000	0	0	-	0	0	0	2	10	0	1	3	1	6	0.6	4

ALL-TIME ROSTER WITH STATISTICS

DON SUNDERLAGE - 6-1, 180 - ILLINOIS

DECEMBER 20, 1929

REGULAR SEASON

G	MIN	FG	FGA	PCT	3P	3A	PCT	FT	FTA	PCT	OFF	DEF	TOT	AST	PF	DQ	STL	TO	BLK	PTS	AVG	HI
1954-55	45	404	33	133	.248	-	-	48	73	.658	-	-	56	37	57	0	-	-	-	114	2.5	-

EARL TATUM - 6-4, 185 - MARQUETTE

JULY 26, 1953

REGULAR SEASON

G	MIN	FG	FGA	PCT	3P	3A	PCT	FT	FTA	PCT	OFF	DEF	TOT	AST	PF	DQ	STL	TO	BLK	PTS	AVG	HI
1976-77	68	1249	283	607	.466	-	-	72	100	.720	83	153	236	118	168	1	85	-	22	638	9.4	23
1977-78	25	663	153	314	.487	-	-	45	59	.763	23	67	90	70	85	1	37	53	10	351	14.0	25
TOT	93	1912	436	921	.473	-	-	117	159	.736	106	220	326	188	253	2	122	53	32	989	10.6	-

PLAYOFFS

G	MIN	FG	FGA	PCT	3P	3A	PCT	FT	FTA	PCT	OFF	DEF	TOT	AST	PF	DQ	STL	TO	BLK	PTS	AVG	HI
1976-77	11	356	67	134	.500	-	-	16	24	.667	-	-	54	27	-	-	-	-	-	150	13.6	-

TERRY TEAGLE - 6-5, 195 - BAYLOR

APRIL 10, 1960

REGULAR SEASON

G	MIN	FG	FGA	PCT	3P	3A	PCT	FT	FTA	PCT	OFF	DEF	TOT	AST	PF	DQ	STL	TO	BLK	PTS	AVG	HI	
1990-91	82	1498	335	757	.443	0	9	.000	145	177	.819	82	99	181	82	165	1	31	83	8	815	9.9	35
1991-92	82	1602	364	805	.452	1	4	.250	151	197	.766	91	92	183	113	148	0	66	114	9	880	10.7	28
TOT	164	3100	699	1562	.448	1	13	.077	296	374	.791	173	191	364	195	313	1	97	197	17	1695	10.3	-

PLAYOFFS

G	MIN	FG	FGA	PCT	3P	3A	PCT	FT	FTA	PCT	OFF	DEF	TOT	AST	PF	DQ	STL	TO	BLK	PTS	AVG	HI	
1990-91	18	274	47	125	.376	0	0	-	25	32	.781	8	20	28	11	-	-	8	16	4	119	6.6	-
1991-92	4	126	27	55	.491	0	0	-	16	20	.800	3	10	13	8	-	-	5	8	2	70	17.5	-
TOT	22	400	74	180	.411	0	0	-	41	52	.788	11	30	41	19	-	-	13	24	6	189	8.6	-

IRVING THOMAS - 6-9, 230 - FLORIDA STATE

JANUARY 2, 1966

REGULAR SEASON

G	MIN	FG	FGA	PCT	3P	3A	PCT	FT	FTA	PCT	OFF	DEF	TOT	AST	PF	DQ	STL	TO	BLK	PTS	AVG	HI	
1990-91	26	108	17	50	.340	0	0	-	12	21	.571	14	17	31	10	24	0	4	13	1	46	1.8	9

PLAYOFFS

G	MIN	FG	FGA	PCT	3P	3A	PCT	FT	FTA	PCT	OFF	DEF	TOT	AST	PF	DQ	STL	TO	BLK	PTS	AVG	HI
1990-91	3	5	1	1	1.000	0	0	0	0	0	0	0	0	0	0	0	0	0	0	2	0.7	-

ISAIAH THOMAS - 5-9, 185 - WASHINGTON

FEBRUARY 7, 1989

REGULAR SEASON

G	MIN	FG	FGA	PCT	3P	3A	PCT	FT	FTA	PCT	OFF	DEF	TOT	AST	PF	DQ	STL	TO	BLK	PTS	AVG	HI	
2017-18	17	456	87	227	.383	33	101	.327	58	63	.921	10	26	36	85	33	0	6	54	1	265	15.6	29

BILLY THOMPSON - 6-7, 220 - LOUISVILLE

DECEMBER 1, 1963

REGULAR SEASON

G	MIN	FG	FGA	PCT	3P	3A	PCT	FT	FTA	PCT	OFF	DEF	TOT	AST	PF	DQ	STL	TO	BLK	PTS	AVG	HI	
1986-87	59	762	142	261	.544	0	1	.000	48	74	.649	69	102	171	60	148	1	15	61	30	332	5.6	13
1987-88	9	38	3	13	.231	0	0	-	8	10	.800	2	7	9	1	11	0	1	6	0	14	1.6	4
TOT	68	800	145	274	.529	0	1	.000	56	84	.667	71	109	180	61	159	1	16	67	30	346	5.1	-

PLAYOFFS

G	MIN	FG	FGA	PCT	3P	3A	PCT	FT	FTA	PCT	OFF	DEF	TOT	AST	PF	DQ	STL	TO	BLK	PTS	AVG	HI	
1986-87	3	27	6	11	.545	0	0	-	2	2	1.000	3	3	6	2	-	-	4	0	0	14	4.7	-

MYCHAL THOMPSON - 6-10, 235 - MINNESOTA

JANUARY 30, 1955

REGULAR SEASON

G	MIN	FG	FGA	PCT	3P	3A	PCT	FT	FTA	PCT	OFF	DEF	TOT	AST	PF	DQ	STL	TO	BLK	PTS	AVG	HI	
1986-87	33	680	129	269	.480	0	1	.000	75	101	.743	47	89	136	28	85	1	14	57	30	333	10.1	24
1987-88	80	2007	370	722	.512	0	3	.000	185	292	.634	198	291	489	66	251	1	38	113	79	925	11.6	28
1988-89	80	1994	291	521	.559	0	1	.000	156	230	.678	157	310	467	48	224	0	58	97	59	738	9.2	27
1989-90	70	1883	281	562	.500	0	0	-	144	204	.706	173	304	477	43	207	0	33	79	73	706	10.1	24
1990-91	72	1077	113	228	.496	0	2	.000	62	88	.705	74	154	228	21	112	0	23	47	23	288	4.0	19
TOT	335	7641	1184	2302	.514	0	7	.000	622	915	.680	649	1148	1797	206	879	2	166	393	264	2990	8.9	-

PLAYOFFS

G	MIN	FG	FGA	PCT	3P	3A	PCT	FT	FTA	PCT	OFF	DEF	TOT	AST	PF	DQ	STL	TO	BLK	PTS	AVG	HI	
1986-87	18	401	62	137	.453	0	0	-	34	50	.680	29	59	88	9	-	-	7	16	17	158	8.8	-
1987-88	24	615	98	191	.513	0	0	-	36	62	.581	63	107	170	12	-	-	17	33	21	232	9.7	-
1988-89	15	377	65	128	.508	0	0	-	41	60	.683	39	38	77	11	-	-	6	14	12	171	11.4	-
1989-90	9	225	21	44	.477	0	0	-	16	26	.615	15	24	39	2	-	-	2	17	13	58	6.4	-
1990-91	8	42	2	7	.286	0	0	-	0	0	-	3	6	9	0	-	-	0	1	3	4	0.5	-
TOT	74	1660	248	507	.489	0	0	-	127	198	.641	149	234	383	34	-	-	32	81	66	623	8.4	-

ALL-TIME ROSTER WITH STATISTICS

SEDALE THREATT - 6-2, 185 - WEST VIRGINIA TECH

SEPTEMBER 10, 1958

REGULAR SEASON

G	MIN	FG	FGA	PCT	3P	3A	PCT	FT	FTA	PCT	OFF	DEF	TOT	AST	PF	DQ	STL	TO	BLK	PTS	AVG	HI	
1991-92	82	3070	509	1041	.489	20	62	.323	202	243	.831	43	210	253	593	231	1	168	182	16	1240	15.1	42
1992-93	82	2893	522	1028	.508	14	53	.264	177	215	.823	47	226	273	564	248	1	142	173	11	1235	15.1	32
1993-94	81	2278	411	852	.482	5	33	.152	138	155	.890	28	125	153	344	186	1	110	106	19	965	11.9	32
1994-95	59	1384	217	437	.497	36	95	.379	88	111	.793	21	103	124	248	139	1	54	70	12	558	9.5	38
1995-96	82	1687	241	526	.458	60	169	.355	56	71	.761	20	75	95	269	178	0	68	74	11	596	7.3	27
TOT	386	11312	1900	3884	.489	135	412	.328	659	795	.829	159	739	898	2018	982	4	542	605	69	4594	11.9	-

PLAYOFFS

G	MIN	FG	FGA	PCT	3P	3A	PCT	FT	FTA	PCT	OFF	DEF	TOT	AST	PF	DQ	STL	TO	BLK	PTS	AVG	HI	
1991-92	4	162	24	46	.522	2	3	.667	9	12	.750	0	8	17	-	-	2	1	0	59	14.8	-	
1992-93	5	205	39	89	.438	3	13	.231	9	12	.750	3	14	17	40	-	-	13	12	1	90	18.0	-
1994-95	1	11	1	4	.250	0	2	.000	0	0	0	0	0	0	2	-	-	1	0	0	2	2.0	-
1995-96	4	57	4	18	.222	2	11	.182	0	0	-	1	2	3	4	-	-	2	3	0	10	2.5	-
TOT	14	435	68	157	.433	7	29	.241	18	24	.750	4	24	28	63	-	-	18	26	1	161	11.5	-

JACK TINGLE - 6-4, 205 - KENTUCKY

DECEMBER 30, 1924

REGULAR SEASON

G	MIN	FG	FGA	PCT	3P	3A	PCT	FT	FTA	PCT	OFF	DEF	TOT	AST	PF	DQ	STL	TO	BLK	PTS	AVG	HI
1948-49	2	-	1	6	.167	-	-	0	0	-	-	-	-	1	2	-	-	-	-	2	1.0	-

RAY TOLBERT - 6-9, 225 - INDIANA

SEPTEMBER 10, 1958

REGULAR SEASON

G	MIN	FG	FGA	PCT	3P	3A	PCT	FT	FTA	PCT	OFF	DEF	TOT	AST	PF	DQ	STL	TO	BLK	PTS	AVG	HI	
1987-88	14	82	16	28	.571	0	0	-	10	13	.769	9	11	20	5	14	0	3	11	3	42	3.0	9

JOHN TRAPP - 6-7, 215 - UNLV

OCTOBER 2, 1945

REGULAR SEASON

G	MIN	FG	FGA	PCT	3P	3A	PCT	FT	FTA	PCT	OFF	DEF	TOT	AST	PF	DQ	STL	TO	BLK	PTS	AVG	HI	
1971-72	58	759	139	314	.443	-	-	-	51	73	.699	-	-	180	42	130	3	-	-	-	329	5.7	-
1972-73	5	35	3	12	.250	-	-	-	7	10	.700	-	-	14	2	10	0	-	-	-	13	2.6	-
TOT	63	794	142	326	.436	-	-	-	58	83	.699	-	-	194	44	140	3	-	-	-	342	5.4	-

PLAYOFFS

G	MIN	FG	FGA	PCT	3P	3A	PCT	FT	FTA	PCT	OFF	DEF	TOT	AST	PF	DQ	STL	TO	BLK	PTS	AVG	HI	
1971-72	10	71	8	33	.242	-	-	-	4	7	.571	-	-	16	5	-	-	-	-	-	20	2.0	-

JOHN TRESVANT - 6-7, 215 - SEATTLE

NOVEMBER 6, 1939

REGULAR SEASON

G	MIN	FG	FGA	PCT	3P	3A	PCT	FT	FTA	PCT	OFF	DEF	TOT	AST	PF	DQ	STL	TO	BLK	PTS	AVG	HI	
1969-70	20	221	47	88	.534	-	-	-	23	35	.657	-	-	63	17	40	0	-	-	-	117	5.9	-
1970-71	8	66	18	35	.514	-	-	-	7	10	.700	-	-	23	10	11	0	-	-	-	43	5.4	-
TOT	28	287	65	123	.528	-	-	-	30	45	.667	-	-	86	27	51	0	-	-	-	160	5.7	-

PLAYOFFS

G	MIN	FG	FGA	PCT	3P	3A	PCT	FT	FTA	PCT	OFF	DEF	TOT	AST	PF	DQ	STL	TO	BLK	PTS	AVG	HI	
1969-70	11	148	23	51	.451	-	-	-	19	23	.826	-	-	38	16	-	-	-	-	-	65	5.9	-

RONNY TURIAP - 6-10, 249 - GONZAGA

JANUARY 13, 1983

REGULAR SEASON

G	MIN	FG	FGA	PCT	3P	3A	PCT	FT	FTA	PCT	OFF	DEF	TOT	AST	PF	DQ	STL	TO	BLK	PTS	AVG	HI	
2005-06	23	161	15	30	.500	0	0	-	15	27	.556	11	26	37	8	30	0	3	7	10	45	2.0	10
2006-07	72	1087	147	268	.549	0	1	.000	89	134	.664	88	171	259	63	202	5	17	52	78	383	5.3	23
2007-08	78	1458	188	397	.474	0	1	.000	140	186	.753	95	211	306	128	199	3	28	72	108	516	6.6	16
TOT	173	2706	350	695	.504	0	2	.000	244	347	.703	194	408	602	199	431	8	48	131	196	944	5.5	-

PLAYOFFS

G	MIN	FG	FGA	PCT	3P	3A	PCT	FT	FTA	PCT	OFF	DEF	TOT	AST	PF	DQ	STL	TO	BLK	PTS	AVG	HI	
2005-06	3	25	3	5	.600	0	0	-	5	6	.833	4	3	7	0	-	0	2	1	11	3.7	-	
2006-07	4	48	5	14	.357	0	0	-	7	10	.700	6	6	12	1	-	2	1	1	17	4.3	-	
2007-08	19	187	14	36	.389	0	0	-	10	17	.588	6	21	27	5	-	2	9	18	38	2.0	-	
TOT	26	260	22	55	.400	0	0	-	22	33	.667	16	30	46	6	-	-	4	12	20	66	2.5	-

WILLIAM TURNER - 6-7, 220 - AKRON

FEBRUARY 18, 1944

REGULAR SEASON

G	MIN	FG	FGA	PCT	3P	3A	PCT	FT	FTA	PCT	OFF	DEF	TOT	AST	PF	DQ	STL	TO	BLK	PTS	AVG	HI	
1972-73	19	117	17	52	.327	-	-	-	4	7	.571	-	-	25	11	13	0	-	-	-	38	2.0	-

PLAYOFFS

G	MIN	FG	FGA	PCT	3P	3A	PCT	FT	FTA	PCT	OFF	DEF	TOT	AST	PF	DQ	STL	TO	BLK	PTS	AVG	HI	
1972-73	2	13	2	5	.400	-	-	-	2	2	1.000	-	-	2	0	-	-	-	-	-	6	3.0	-

IME UDOKA - 6-6, 215 - PORTLAND STATE

AUGUST 9, 1977

REGULAR SEASON

G	MIN	FG	FGA	PCT	3P	3A	PCT	FT	FTA	PCT	OFF	DEF	TOT	AST	PF	DQ	STL	TO	BLK	PTS	AVG	HI	
2003-04	4	28	3	9	.333	0	1	.000	2	4	.500	1	4	5	2	3	0	2	3	1	8	2.0	4

ALL-TIME ROSTER WITH STATISTICS

NICK VAN EXEL - 6-1, 190 - CINCINNATI

NOVEMBER 27, 1971

REGULAR SEASON

G	MIN	FG	FGA	PCT	3P	3A	PCT	FT	FTA	PCT	OFF	DEF	TOT	AST	PF	DQ	STL	TO	BLK	PTS	AVG	HI	
1993-94	81	2700	413	1049	.394	123	364	.338	150	192	.781	47	191	238	466	154	1	85	145	8	1099	13.6	31
1994-95	80	2944	465	1107	.420	183	511	.358	235	300	.783	27	196	223	660	157	0	97	220	6	1348	16.9	40
1995-96	74	2513	396	950	.417	144	403	.357	163	204	.799	29	152	181	509	115	0	70	156	10	1099	14.9	30
1996-97	79	2937	432	1075	.402	177	468	.378	165	200	.825	44	182	226	672	110	0	75	212	10	1206	15.3	37
1997-98	64	2053	311	743	.419	123	316	.389	136	172	.791	31	163	194	442	120	0	64	104	6	881	13.8	35
TOT	378	13147	2017	4924	.410	750	2062.364	.389	849	1068	.795	178	884	1062	2749	656	1	391	837	40	5633	14.9	-

PLAYOFFS

G	MIN	FG	FGA	PCT	3P	3A	PCT	FT	FTA	PCT	OFF	DEF	TOT	AST	PF	DQ	STL	TO	BLK	PTS	AVG	HI	
1994-95	10	464	67	162	.414	21	66	.318	45	59	.763	9	29	38	73	-	-	21	22	3	200	20.0	-
1995-96	4	137	16	54	.296	5	16	.313	10	13	.764	4	12	16	27	-	-	2	11	0	47	11.8	-
1996-97	9	353	45	119	.378	12	44	.273	28	34	.824	6	25	31	58	-	-	10	18	0	130	14.4	-
1997-98	13	367	50	151	.331	22	70	.314	29	40	.725	9	23	32	54	-	-	8	22	1	151	11.6	-
TOT	36	1321	178	486	.366	60	196	.306	112	146	.767	28	89	117	212	-	-	41	73	4	528	14.7	-

JAY VINCENT - 6-8, 220 - MICHIGAN STATE

JUNE 10, 1959

REGULAR SEASON

G	MIN	FG	FGA	PCT	3P	3A	PCT	FT	FTA	PCT	OFF	DEF	TOT	AST	PF	DQ	STL	TO	BLK	PTS	AVG	HI	
1989-90	24	200	41	78	.526	0	1	.000	8	12	.667	7	19	26	10	29	0	8	19	3	90	3.8	16

PLAYOFFS

G	MIN	FG	FGA	PCT	3P	3A	PCT	FT	FTA	PCT	OFF	DEF	TOT	AST	PF	DQ	STL	TO	BLK	PTS	AVG	HI	
1989-90	3	8	0	2	.000	0	0	0	0	0	-	0	0	0	0	-	-	0	2	0	0	0.0	-

SASHA VUJACIĆ - 6-7, 205 - SLOVENIA

MARCH 8, 1984

REGULAR SEASON

G	MIN	FG	FGA	PCT	3P	3A	PCT	FT	FTA	PCT	OFF	DEF	TOT	AST	PF	DQ	STL	TO	BLK	PTS	AVG	HI	
2004-05	35	403	33	117	.282	17	63	.270	18	19	.947	13	49	62	51	41	1	12	15	2	101	2.9	10
2005-06	82	1449	108	312	.346	59	172	.343	46	52	.865	33	126	159	139	150	0	48	50	3	321	3.9	12
2006-07	73	935	105	268	.392	60	151	.373	43	49	.878	28	79	107	64	103	1	41	30	1	313	4.3	18
2007-08	72	1279	219	482	.454	118	270	.437	76	91	.835	19	135	154	172	107	0	36	52	5	632	8.8	22
2008-09	80	1293	155	401	.387	81	223	.363	70	76	.921	19	116	135	113	154	0	77	35	7	461	5.8	17
2009-10	67	575	66	164	.402	25	81	.309	28	33	.848	25	54	79	41	67	0	20	17	4	185	2.8	13
2010-11	11	54	8	23	.348	3	7	.429	1	2	.500	1	3	4	5	7	0	1	5	0	20	1.8	6
TOT	420	5987	694	1767	.393	363	977	.372	282	322	.876	138	562	700	485	629	2	235	204	22	2033	4.8	-

PLAYOFFS

G	MIN	FG	FGA	PCT	3P	3A	PCT	FT	FTA	PCT	OFF	DEF	TOT	AST	PF	DQ	STL	TO	BLK	PTS	AVG	HI	
2005-06	7	129	11	26	.423	9	15	.600	11	11	1.000	3	14	17	6	-	-	4	3	0	42	6.0	-
2006-07	4	43	5	9	.556	1	4	.250	0	0	-	2	2	4	3	-	-	1	3	0	11	2.8	-
2007-08	21	456	55	138	.399	31	79	.392	30	35	.857	8	38	46	16	-	-	12	18	4	171	8.1	-
2008-09	23	250	24	91	.264	16	51	.314	5	6	.833	7	25	32	12	-	-	10	10	4	69	3.0	-
2009-10	10	76	10	23	.435	6	15	.400	5	6	.833	3	5	8	5	-	-	2	3	0	31	3.1	-
TOT	65	953	105	287	.366	63	164	.384	51	58	.879	23	84	107	42	-	-	29	37	8	324	5.0	-

VON WAFER - 6-5, 210 - FLORIDA STATE

JULY 21, 1985

REGULAR SEASON

G	MIN	FG	FGA	PCT	3P	3A	PCT	FT	FTA	PCT	OFF	DEF	TOT	AST	PF	DQ	STL	TO	BLK	PTS	AVG	HI	
2005-06	16	73	6	38	.158	2	17	.118	6	8	.750	5	3	8	4	12	0	3	1	0	20	1.3	9

MILTON WAGNER - 6-5, 185 - LOUISVILLE

FEBRUARY 20, 1963

REGULAR SEASON

G	MIN	FG	FGA	PCT	3P	3A	PCT	FT	FTA	PCT	OFF	DEF	TOT	AST	PF	DQ	STL	TO	BLK	PTS	AVG	HI	
1987-88	40	380	62	147	.422	2	10	.200	26	29	.897	4	24	28	61	42	0	6	22	4	152	3.8	14

PLAYOFFS

G	MIN	FG	FGA	PCT	3P	3A	PCT	FT	FTA	PCT	OFF	DEF	TOT	AST	PF	DQ	STL	TO	BLK	PTS	AVG	HI	
1987-88	5	14	2	5	.400	0	1	.000	2	2	1.000	0	2	2	3	-	-	0	0	1	6	1.2	-

MORITZ WAGNER - 6-11, 245 - MICHIGAN

APRIL 26, 1997

REGULAR SEASON

G	MIN	FG	FGA	PCT	3P	3A	PCT	FT	FTA	PCT	OFF	DEF	TOT	AST	PF	DQ	STL	TO	BLK	PTS	AVG	HI	
2018-19	43	446	71	171	.415	22	77	.286	43	53	.811	17	68	85	24	57	0	11	39	13	207	4.8	22

DION WAITERS - 6-3, 215 - SYRACUSE

DECEMBER 10, 1991

REGULAR SEASON

G	MIN	FG	FGA	PCT	3P	3A	PCT	FT	FTA	PCT	OFF	DEF	TOT	AST	PF	DQ	STL	TO	BLK	PTS	AVG	HI	
2019-20	7	165	31	73	.425	7	30	.233	14	16	.875	2	11	13	17	16	0	4	13	4	83	11.9	19

PLAYOFFS

G	MIN	FG	FGA	PCT	3P	3A	PCT	FT	FTA	PCT	OFF	DEF	TOT	AST	PF	DQ	STL	TO	BLK	PTS	AVG	HI	
2019-20	5	38	4	12	.333	0	4	.000	2	2	1.000	0	2	2	2	2	0	1	1	1	10	2.0	4

ALL-TIME ROSTER WITH STATISTICS

SAMAKI WALKER - 6-9, 255 - LOUISVILLE

FEBRUARY 25, 1976

REGULAR SEASON

G	MIN	FG	FGA	PCT	3P	3A	PCT	FT	FTA	PCT	OFF	DEF	TOT	AST	PF	DQ	STL	TO	BLK	PTS	AVG	HI	
2001-02	69	1655	187	365	.512	0	0	-	86	129	.667	129	352	481	64	170	1	28	53	88	460	6.7	18
2002-03	67	1243	115	274	.420	0	1	.000	66	101	.653	115	253	368	64	143	4	20	56	55	296	4.4	14
TOT	136	2898	302	639	.473	0	1	1.000	152	230	.661	244	605	849	128	313	5	48	109	143	756	5.6	-

PLAYOFFS

G	MIN	FG	FGA	PCT	3P	3A	PCT	FT	FTA	PCT	OFF	DEF	TOT	AST	PF	DQ	STL	TO	BLK	PTS	AVG	HI	
2001-02	19	240	24	52	.462	1	1	1.000	13	17	.765	32	46	78	4	-	-	2	12	6	62	3.3	-
2002-03	9	49	2	5	.400	0	0	-	4	9	.444	9	13	2	-	-	1	3	2	4	4.4	-	
TOT	28	289	26	57	.456	1	1	1.000	13	17	.765	36	55	91	6	-	-	3	15	8	66	2.4	-

PAUL "LEFTY" WALTHER - 6-2, 165 - TENNESSEE

MARCH 23, 1927

REGULAR SEASON

G	MIN	FG	FGA	PCT	3P	3A	PCT	FT	FTA	PCT	OFF	DEF	TOT	AST	PF	DQ	STL	TO	BLK	PTS	AVG	HI
1949-50	22	-	32	80	.400	-	-	11	21	.524	-	-	-	10	39	-	-	-	-	75	3.4	-

LUKE WALTON - 6-8, 235 - ARIZONA

MARCH 28, 1980

REGULAR SEASON

G	MIN	FG	FGA	PCT	3P	3A	PCT	FT	FTA	PCT	OFF	DEF	TOT	AST	PF	DQ	STL	TO	BLK	PTS	AVG	HI	
2003-04	72	730	65	153	.425	13	39	.333	31	44	.705	39	88	127	113	70	1	28	44	8	174	2.4	9
2004-05	61	768	74	180	.411	16	61	.262	34	48	.708	55	87	142	93	70	0	26	58	11	198	3.2	19
2005-06	69	1333	135	328	.412	18	55	.327	57	76	.750	88	159	247	156	119	1	41	78	15	345	5.0	17
2006-07	60	1982	264	557	.474	48	124	.387	108	145	.745	87	215	302	257	117	2	60	118	21	684	11.4	25
2007-08	74	1729	215	478	.450	28	84	.333	77	109	.706	85	206	291	218	133	1	60	100	18	535	7.2	19
2008-09	45	1166	134	307	.436	17	57	.298	41	57	.719	55	125	180	177	105	1	32	69	10	326	5.0	14
2009-10	29	272	30	84	.357	7	17	.412	2	4	.500	12	26	38	40	19	0	10	12	1	69	2.4	11
2010-11	54	484	38	116	.328	8	34	.235	7	10	.700	9	58	67	62	38	0	9	31	4	91	1.7	9
2011-12	9	65	6	14	.429	0	4	.000	0	0	-	6	8	14	5	9	0	2	2	0	12	1.3	6
TOT	493	8529	961	2217	.433	155	475	.326	357	493	.724	436	972	1408	1121	690	6	268	512	88	2434	4.9	-

PLAYOFFS

G	MIN	FG	FGA	PCT	3P	3A	PCT	FT	FTA	PCT	OFF	DEF	TOT	AST	PF	DQ	STL	TO	BLK	PTS	AVG	HI	
2003-04	17	134	10	29	.345	5	13	.385	7	10	.700	5	17	22	26	-	-	7	14	2	32	1.9	-
2004-05	7	235	38	83	.458	4	11	.364	5	5	1.000	10	35	45	12	-	-	7	11	1	85	12.1	-
2006-07	5	128	14	36	.389	5	12	.417	3	4	.750	9	12	21	13	-	-	7	15	1	36	7.2	-
2007-08	21	353	44	97	.454	11	26	.423	26	36	.722	13	42	55	41	-	-	11	20	4	125	6.0	-
2008-09	21	332	32	75	.427	5	16	.313	11	18	.611	16	36	52	45	-	-	14	20	3	80	3.8	-
2009-10	16	96	7	23	.304	2	9	.222	2	4	.500	0	8	8	14	-	-	1	4	2	18	1.1	-
2010-11	1	4	0	2	.000	0	2	.000	0	0	-	0	1	1	0	-	-	0	2	0	0	0.0	-
TOT	88	1281	145	345	.420	32	89	.360	54	77	.701	53	151	204	151	-	-	47	86	13	376	4.3	-

CARNELL WARNER - 6-9, 225 - JACKSON STATE

AUGUST 12, 1948

REGULAR SEASON

G	MIN	FG	FGA	PCT	3P	3A	PCT	FT	FTA	PCT	OFF	DEF	TOT	AST	PF	DQ	STL	TO	BLK	PTS	AVG	HI
1975-76	81	2512	251	524	.479	-	-	89	128	.695	223	499	722	106	283	3	55	-	46	591	7.3	24
1976-77	14	170	25	53	.472	-	-	4	6	.667	21	48	69	11	28	0	1	-	2	54	3.9	10
TOT	95	2682	276	577	.478	-	-	93	134	.694	244	547	791	117	311	3	56	-	48	645	6.8	-

PLAYOFFS

G	MIN	FG	FGA	PCT	3P	3A	PCT	FT	FTA	PCT	OFF	DEF	TOT	AST	PF	DQ	STL	TO	BLK	PTS	AVG	HI
1976-77	5	56	7	12	.583	-	-	0	0	-	-	-	9	6	-	-	-	-	-	14	2.8	-

KERMIT WASHINGTON - 6-8, 230 - AMERICAN

SEPTEMBER 17, 1951

REGULAR SEASON

G	MIN	FG	FGA	PCT	3P	3A	PCT	FT	FTA	PCT	OFF	DEF	TOT	AST	PF	DQ	STL	TO	BLK	PTS	AVG	HI
1973-74	45	400	73	151	.483	-	-	26	49	.531	62	85	147	19	77	0	21	-	18	172	3.8	18
1974-75	55	949	87	207	.420	-	-	72	122	.590	106	244	350	66	155	2	25	-	32	246	4.5	12
1975-76	36	492	39	90	.433	-	-	45	66	.682	51	114	165	20	76	0	11	-	26	123	3.4	14
1976-77	53	1342	191	380	.503	-	-	132	187	.706	182	310	492	48	183	1	43	-	52	514	9.7	20
1977-78	25	751	110	244	.451	-	-	68	110	.618	110	169	279	30	74	1	19	53	24	288	11.5	22
TOT	214	3934	500	1072	.466	-	-	343	534	.642	511	922	1433	183	565	4	119	53	152	1343	6.3	-

PLAYOFFS

G	MIN	FG	FGA	PCT	3P	3A	PCT	FT	FTA	PCT	OFF	DEF	TOT	AST	PF	DQ	STL	TO	BLK	PTS	AVG	HI
1973-74	3	14	5	11	.455	-	-	5	7	.714	-	-	10	1	-	-	-	-	-	15	5.0	-

ALL-TIME ROSTER WITH STATISTICS

Bobby Watson - 6-0, 160 - Kentucky

March 22, 1930

REGULAR SEASON

G	MIN	FG	FGA	PCT	3P	3A	PCT	FT	FTA	PCT	OFF	DEF	TOT	AST	PF	DQ	STL	TO	BLK	PTS	AVG	HI
1954-55*	63	702	72	223	.323	-	-	31	45	.689	-	-	87	79	67	0	-	-	-	175	2.8	-

Travis Wear - 6-10, 230 - UCLA

September 21, 1990

REGULAR SEASON

G	MIN	FG	FGA	PCT	3P	3A	PCT	FT	FTA	PCT	OFF	DEF	TOT	AST	PF	DQ	STL	TO	BLK	PTS	AVG	HI	
2017-18	17	228	25	72	.347	17	47	.362	8	8	1.000	0	38	38	7	30	0	4	6	5	75	4.4	11

Walter Wesley - 6-11, 230 - Kansas

January 25, 1945

REGULAR SEASON

G	MIN	FG	FGA	PCT	3P	3A	PCT	FT	FTA	PCT	OFF	DEF	TOT	AST	PF	DQ	STL	TO	BLK	PTS	AVG	HI
1975-76	1	7	1	2	.500	-	-	2	4	.500	0	1	1	1	2	0	0	-	0	4	4.0	4

Jerry West - 6-2, 180 - West Virginia

May 28, 1938

REGULAR SEASON

G	MIN	FG	FGA	PCT	3P	3A	PCT	FT	FTA	PCT	OFF	DEF	TOT	AST	PF	DQ	STL	TO	BLK	PTS	AVG	HI
1960-61	79	2797	529	1264	.419	-	-	331	497	.666	-	-	611	333	213	1	-	-	-	1389	17.6	-
1961-62	75	3087	799	1795	.445	-	-	712	926	.769	-	-	591	402	173	4	-	-	-	2310	30.8	-
1962-63	55	2163	559	1213	.461	-	-	371	477	.778	-	-	384	307	150	1	-	-	-	1489	27.1	-
1963-64	72	2906	740	1529	.484	-	-	584	702	.832	-	-	433	403	200	2	-	-	-	2064	28.7	-
1964-65	74	3066	822	1655	.497	-	-	648	789	.821	-	-	447	364	221	2	-	-	-	2292	31.0	-
1965-66	79	3218	818	1731	.473	-	-	840	977	.860	-	-	562	480	243	1	-	-	-	2476	31.3	-
1966-67	66	2670	645	1389	.464	-	-	602	686	.878	-	-	392	447	163	1	-	-	-	1892	28.7	-
1967-68	51	1919	476	926	.514	-	-	391	482	.811	-	-	294	310	152	1	-	-	-	1343	26.3	-
1968-69	61	2394	545	1156	.471	-	-	490	597	.821	-	-	262	423	156	1	-	-	-	1580	25.9	-
1969-70	74	3106	831	1673	.497	-	-	647	785	.824	-	-	338	554	160	3	-	-	-	2309	31.2	-
1970-71	69	2845	667	1351	.494	-	-	525	631	.832	-	-	320	655	180	0	-	-	-	1859	26.9	-
1971-72	77	2973	735	1540	.477	-	-	515	633	.814	-	-	327	747	209	0	-	-	-	1985	25.8	-
1972-73	69	2460	618	1291	.479	-	-	339	421	.805	-	-	289	607	138	0	-	-	-	1575	22.8	-
1973-74	31	967	232	519	.447	-	-	165	198	.833	30	86	116	206	80	0	81	-	23	629	20.3	35
TOT	932	36571	9016	19032	.474	-	-	7160	8801	.814	30	86	5376	6238	2435	17	81	-	23	25192	27.0	-

PLAYOFFS

G	MIN	FG	FGA	PCT	3P	3A	PCT	FT	FTA	PCT	OFF	DEF	TOT	AST	PF	DQ	STL	TO	BLK	PTS	AVG	HI
1960-61	12	461	99	202	.490	-	-	77	106	.726	-	-	104	66	-	-	-	-	-	275	22.9	-
1961-62	13	557	144	310	.465	-	-	121	150	.807	-	-	88	57	-	-	-	-	-	409	31.5	-
1962-63	13	538	144	286	.503	-	-	74	100	.740	-	-	106	61	-	-	-	-	-	362	27.8	-
1963-64	5	206	57	115	.496	-	-	42	53	.792	-	-	36	17	-	-	-	-	-	156	31.2	-
1964-65	11	470	155	351	.442	-	-	137	154	.890	-	-	63	58	-	-	-	-	-	447	40.6	-
1965-66	14	619	185	357	.518	-	-	109	125	.872	-	-	88	79	-	-	-	-	-	479	34.2	-
1966-67	1	0	0	0	-	-	-	0	0	-	-	-	1	0	-	-	-	-	-	0	0.0	-
1967-68	15	622	165	313	.527	-	-	132	169	.781	-	-	81	82	-	-	-	-	-	462	30.8	-
1968-69	18	757	196	423	.463	-	-	164	204	.804	-	-	71	135	-	-	-	-	-	556	30.9	-
1969-70	18	830	196	418	.469	-	-	170	212	.802	-	-	66	151	-	-	-	-	-	562	31.2	-
1971-72	15	608	128	340	.376	-	-	88	106	.830	-	-	73	134	-	-	-	-	-	344	22.9	-
1972-73	17	638	151	336	.449	-	-	99	127	.780	-	-	76	132	-	-	-	-	-	401	23.6	-
1973-74	1	14	2	9	.222	-	-	0	0	-	-	-	2	1	-	-	-	-	-	4	4.0	-
TOT	153	6321	1622	3460	.469	-	-	1213	1506	.805	-	-	855	973	-	-	-	-	-	4457	29.1	-

John Wetzel - 6-5, 190 - Virginia Tech

October 22, 1944

REGULAR SEASON

G	MIN	FG	FGA	PCT	3P	3A	PCT	FT	FTA	PCT	OFF	DEF	TOT	AST	PF	DQ	STL	TO	BLK	PTS	AVG	HI
1967-68	38	434	52	119	.437	-	-	35	46	.761	-	-	84	51	55	0	-	-	-	139	3.7	-

Eugene Wiley - 6-10, 220 - Wichita State

November 12, 1937

REGULAR SEASON

G	MIN	FG	FGA	PCT	3P	3A	PCT	FT	FTA	PCT	OFF	DEF	TOT	AST	PF	DQ	STL	TO	BLK	PTS	AVG	HI
1962-63	75	1888	109	236	.462	-	-	23	68	.338	-	-	504	40	180	4	-	-	-	241	3.2	-
1963-64	78	1510	146	273	.535	-	-	45	75	.600	-	-	510	44	225	4	-	-	-	337	4.3	-
1964-65	80	2002	175	376	.465	-	-	56	111	.505	-	-	690	105	235	11	-	-	-	406	5.1	-
1965-66	67	1386	123	289	.426	-	-	43	76	.566	-	-	490	63	171	3	-	-	-	289	4.3	-
TOT	299	6386	551	1168	.472	-	-	167	330	.506	-	-	2188	252	811	22	-	-	-	1269	4.2	-

PLAYOFFS

G	MIN	FG	FGA	PCT	3P	3A	PCT	FT	FTA	PCT	OFF	DEF	TOT	AST	PF	DQ	STL	TO	BLK	PTS	AVG	HI
1962-63	9	278	14	35	.400	-	-	2	15	.133	-	-	97	11	-	-	-	-	-	30	3.3	-
1963-64	5	48	5	8	.625	-	-	3	3	1.000	-	-	16	0	-	-	-	-	-	13	2.6	-
1964-65	11	379	33	59	.559	-	-	11	19	.579	-	-	158	23	-	-	-	-	-	77	7.0	-
1965-66	2	5	0	1	.000	-	-	0	0	-	-	-	1	0	-	-	-	-	-	0	0.0	-
TOT	27	710	52	103	.505	-	-	16	37	.432	-	-	272	34	-	-	-	-	-	120	4.4	-

* Played with multiple teams (cumulative stats only available)

ALL-TIME ROSTER WITH STATISTICS

JAMAAL WILKES - 6-6, 190 - UCLA

MAY 2, 1953

REGULAR SEASON

G	MIN	FG	FGA	PCT	3P	3A	PCT	FT	FTA	PCT	OFF	DEF	TOT	AST	PF	DQ	STL	TO	BLK	PTS	AVG	HI	
1977-78	51	1490	277	630	.440	-	-	-	106	148	.716	113	267	380	182	162	1	77	107	22	660	12.9	29
1978-79	82	2915	626	1242	.504	-	-	-	272	362	.751	164	445	609	227	275	2	134	224	27	1524	18.6	31
1979-80	82	3111	726	1358	.535	3	17	.176	189	234	.808	176	349	525	250	220	1	129	157	28	1644	20.0	30
1980-81	81	3028	786	1495	.526	1	13	.077	254	335	.758	144	289	435	235	223	1	121	207	29	1827	22.6	34
1981-82	82	2906	744	1417	.525	0	4	.000	246	336	.732	153	240	393	143	240	1	89	164	24	1734	21.1	36
1982-83	80	2552	684	1290	.530	0	6	.000	203	268	.757	146	197	343	182	221	0	65	150	17	1571	19.6	36
1983-84	75	2507	542	1055	.514	2	8	.250	208	280	.743	130	210	340	214	205	0	72	137	41	1294	17.3	31
1984-85	42	761	148	303	.488	0	1	.000	51	66	.773	35	59	94	41	65	0	19	49	3	347	8.3	24
TOT	575	19270	4533	8790	.516	6	49	.122	1529	2029	.754	1063	2056	3119	1474	1611	6	706	1195	191	10601	18.4	-

PLAYOFFS

G	MIN	FG	FGA	PCT	3P	3A	PCT	FT	FTA	PCT	OFF	DEF	TOT	AST	PF	DQ	STL	TO	BLK	PTS	AVG	HI	
1977-78	3	108	15	32	.469	-	-	-	6	11	.545	-	-	26	8	-	-	3	-	1	36	12.0	-
1978-79	8	307	61	128	.477	-	-	-	25	37	.676	-	-	68	16	-	-	15	-	2	147	18.4	-
1979-80	14	652	140	294	.476	0	1	.000	44	54	.815	53	75	128	48	-	-	24	35	5	324	20.3	-
1980-81	3	113	21	48	.438	0	1	.000	12	18	.667	4	4	8	4	-	-	1	4	1	54	18.0	-
1981-82	14	535	121	241	.502	0	1	.000	38	49	.776	40	30	70	37	-	-	16	40	3	280	20.0	-
1982-83	15	589	136	273	.498	0	2	.000	27	44	.614	42	48	90	51	-	-	20	33	11	299	19.9	-
1983-84	14	196	28	70	.400	0	1	.000	7	11	.636	10	16	26	9	-	-	4	7	2	63	4.5	-
TOT	73	2500	522	1086	.481	0	6	.000	159	224	.710	149	173	416	173	-	-	83	119	25	1203	16.5	-

BOB WILLIAMS* - 6-6, 230 - FLORIDA A&M

MAY 12, 1931

REGULAR SEASON

G	MIN	FG	FGA	PCT	3P	3A	PCT	FT	FTA	PCT	OFF	DEF	TOT	AST	PF	DQ	STL	TO	BLK	PTS	AVG	HI	
1955-56	20	173	21	46	.457	-	-	-	24	45	.533	-	-	54	7	36	1	-	-	-	66	3.3	-
1956-57	4	20	1	4	.250	-	-	-	2	3	.667	-	-	5	0	2	0	-	-	-	4	1.0	-
TOT	24	193	22	50	.440	-	-	-	26	48	.542	-	-	59	7	38	1	-	-	70	2.9	-	

DERRICK WILLIAMS - 6-8, 240 - ARIZONA

MAY 25, 1991

REGULAR SEASON

G	MIN	FG	FGA	PCT	3P	3A	PCT	FT	FTA	PCT	OFF	DEF	TOT	AST	PF	DQ	STL	TO	BLK	PTS	AVG	HI
2017-18	2	9	1	4	.250	0	2	.000	0	0	-	0	1	1	0	0	0	0	0	2	1.0	2

JOHNATHAN WILLIAMS - 6-9, 230 - GONZAGA

MAY 22, 1995

REGULAR SEASON

G	MIN	FG	FGA	PCT	3P	3A	PCT	FT	FTA	PCT	OFF	DEF	TOT	AST	PF	DQ	STL	TO	BLK	PTS	AVG	HI	
2018-19	24	372	65	110	.591	0	2	.000	27	48	.563	48	51	99	13	62	0	8	16	7	157	6.5	18

LOU WILLIAMS - 6-1, 175 - SOUTH GWINNETT HS (GA)

OCTOBER 27, 1986

REGULAR SEASON

G	MIN	FG	FGA	PCT	3P	3A	PCT	FT	FTA	PCT	OFF	DEF	TOT	AST	PF	DQ	STL	TO	BLK	PTS	AVG	HI	
2015-16	67	1907	283	693	.408	110	320	.344	352	424	.830	31	138	169	167	107	1	62	107	19	1028	15.3	44
2016-17	58	1403	326	734	.444	122	317	.385	304	344	.884	14	118	132	183	67	0	65	120	11	1078	18.6	40
TOT	125	3310	609	1427	.427	232	637	.364	656	768	.854	45	256	301	350	174	1	127	227	30	2106	16.3	-

RON WILLIAMS - 6-3, 190 - WEST VIRGINIA

SEPTEMBER 24, 1944

REGULAR SEASON

G	MIN	FG	FGA	PCT	3P	3A	PCT	FT	FTA	PCT	OFF	DEF	TOT	AST	PF	DQ	STL	TO	BLK	PTS	AVG	HI	
1975-76	9	158	17	43	.395	-	-	-	10	13	.769	2	17	19	21	15	0	3	-	0	44	4.9	12

SHAWNE WILLIAMS - 6-9, 225 - MEMPHIS

FEBRUARY 16, 1986

REGULAR SEASON

G	MIN	FG	FGA	PCT	3P	3A	PCT	FT	FTA	PCT	OFF	DEF	TOT	AST	PF	DQ	STL	TO	BLK	PTS	AVG	HI	
2013-14	36	751	73	192	.380	42	129	.326	14	20	.700	25	142	167	30	93	2	19	21	30	202	5.6	20

* First African-American Player in Lakers History

ALL-TIME ROSTER WITH STATISTICS

SHAMMOND WILLIAMS - 6-1, 200 - NORTH CAROLINA

APRIL 5, 1975

REGULAR SEASON

G	MIN	FG	FGA	PCT	3P	3A	PCT	FT	FTA	PCT	OFF	DEF	TOT	AST	PF	DQ	STL	TO	BLK	PTS	AVG	HI	
2006-07	30	345	35	86	.407	20	50	.400	4	6	.667	11	29	40	31	20	0	12	13	0	94	3.1	14

PLAYOFFS

G	MIN	FG	FGA	PCT	3P	3A	PCT	FT	FTA	PCT	OFF	DEF	TOT	AST	PF	DQ	STL	TO	BLK	PTS	AVG	HI	
2006-07	4	80	7	19	.368	2	8	.250	0	0	-	2	1	3	7	-	-	0	2	1	16	4.0	-

TREVOR WILSON - 6-8, 210 - UCLA

MARCH 16, 1968

REGULAR SEASON

G	MIN	FG	FGA	PCT	3P	3A	PCT	FT	FTA	PCT	OFF	DEF	TOT	AST	PF	DQ	STL	TO	BLK	PTS	AVG	HI	
1993-94	5	126	19	39	.487	0	0	-	13	25	.520	12	16	28	12	17	0	5	6	1	51	10.2	16

BRIAN WINTERS - 6-4, 185 - SOUTH CAROLINA

MARCH 1, 1952

REGULAR SEASON

G	MIN	FG	FGA	PCT	3P	3A	PCT	FT	FTA	PCT	OFF	DEF	TOT	AST	PF	DQ	STL	TO	BLK	PTS	AVG	HI
1974-75	68	1516	359	810	.443	-	-	.76	92	.826	39	99	138	195	168	1	74	-	18	794	11.7	30

ORLANDO WOOLRIDGE - 6-9, 215 - NOTRE DAME

DECEMBER 16, 1959

REGULAR SEASON

G	MIN	FG	FGA	PCT	3P	3A	PCT	FT	FTA	PCT	OFF	DEF	TOT	AST	PF	DQ	STL	TO	BLK	PTS	AVG	HI	
1988-89	74	1491	231	494	.468	0	1	.000	253	343	.738	81	189	270	58	130	0	30	103	65	715	9.7	29
1989-90	62	1421	306	550	.556	0	5	.000	176	240	.733	49	136	185	96	160	2	39	73	46	788	12.7	24
TOT	136	2912	537	1044	.514	0	6	.000	429	583	.736	130	325	455	154	290	2	69	176	111	1503	11.1	-

PLAYOFFS

G	MIN	FG	FGA	PCT	3P	3A	PCT	FT	FTA	PCT	OFF	DEF	TOT	AST	PF	DQ	STL	TO	BLK	PTS	AVG	HI	
1988-89	15	276	39	75	.520	0	0	-	44	62	.710	20	50	70	17	-	-	2	22	15	122	8.1	-
1989-90	9	199	40	70	.571	0	1	.000	26	37	.703	6	17	23	10	-	-	8	11	8	106	11.8	-
TOT	24	475	79	145	.545	0	1	.000	70	99	.707	26	67	93	27	-	-	10	33	23	228	9.5	-

METTA WORLD PEACE - 6-7, 260 - ST. JOHN'S

NOVEMBER 13, 1979

REGULAR SEASON

G	MIN	FG	FGA	PCT	3P	3A	PCT	FT	FTA	PCT	OFF	DEF	TOT	AST	PF	DQ	STL	TO	BLK	PTS	AVG	HI	
2009-10	77	2605	306	740	.414	105	296	.355	128	186	.688	99	232	331	234	165	1	106	121	21	845	11.0	22
2010-11	82	2410	261	658	.397	83	233	.356	92	136	.676	100	147	267	175	181	1	124	90	36	697	8.5	24
2011-12	64	1720	183	465	.394	56	189	.296	71	115	.617	71	147	218	140	137	1	69	69	27	493	7.7	26
2012-13	75	2530	332	824	.403	141	412	.342	124	169	.734	101	271	372	112	198	4	122	98	42	929	12.4	24
2015-16	35	590	55	177	.311	26	84	.310	40	57	.702	19	70	89	27	67	1	22	15	11	176	5.0	17
2016-17	25	160	19	68	.279	9	38	.237	10	16	.625	5	15	20	11	18	0	10	7	2	57	2.3	-
TOT	358	10015	1156	2932	.394	420	1252	.335	465	679	.685	395	902	1297	699	766	8	453	400	13	3197	8.9	-

PLAYOFFS

G	MIN	FG	FGA	PCT	3P	3A	PCT	FT	FTA	PCT	OFF	DEF	TOT	AST	PF	DQ	STL	TO	BLK	PTS	AVG	HI	
2009-10	23	839	101	254	.398	34	117	.291	22	38	.579	33	58	91	49	67	1	35	25	12	258	11.2	25
2010-11	9	287	35	79	.443	9	28	.321	16	21	.762	17	24	41	20	23	0	10	9	7	95	10.6	16
2011-12	6	236	22	60	.367	14	36	.389	12	16	.750	3	18	21	14	18	0	13	5	4	70	11.7	15
2012-13	3	84	7	28	.250	2	14	.143	2	2	1.000	6	5	11	5	0	2	3	1	18	6.0	13	
TOT	41	1466	165	421	.392	59	195	.303	52	77	.675	59	105	164	88	113	1	60	42	24	441	10.8	-

JAMES WORTHY - 6-9, 225 - NORTH CAROLINA

FEBRUARY 27, 1961

REGULAR SEASON

G	MIN	FG	FGA	PCT	3P	3A	PCT	FT	FTA	PCT	OFF	DEF	TOT	AST	PF	DQ	STL	TO	BLK	PTS	AVG	HI	
1982-83	77	1970	447	772	.579	1	4	.250	138	221	.624	157	242	399	132	221	2	91	178	64	1033	13.4	28
1983-84	82	2415	495	890	.556	0	6	.000	195	257	.759	157	358	515	207	244	5	77	181	70	1185	14.5	37
1984-85	80	2696	610	1066	.572	0	7	.000	190	245	.776	169	342	511	201	196	0	87	198	67	1410	17.6	32
1985-86	75	2454	629	1086	.579	0	13	.000	242	314	.771	136	251	387	201	195	0	82	149	77	1500	20.0	37
1986-87	82	2819	651	1207	.539	0	13	.000	292	289	.751	158	308	466	226	206	0	108	168	83	1594	19.4	31
1987-88	75	2655	617	1161	.531	2	16	.125	242	304	.796	129	245	374	289	175	1	72	155	55	1478	19.7	38
1988-89	81	2960	702	1282	.548	2	23	.087	251	321	.782	169	320	489	288	175	0	108	182	56	1657	20.5	38
1989-90	80	2960	711	1298	.548	15	49	.306	248	317	.782	160	318	478	288	190	0	99	160	49	1685	21.1	35
1990-91	78	3008	716	1455	.492	26	90	.289	212	266	.797	107	249	356	275	117	0	104	127	35	1670	21.4	36
1991-92	54	2108	450	1007	.447	9	43	.209	166	204	.814	98	207	305	252	89	0	76	127	23	1075	19.9	37
1992-93	82	2359	510	1162	.447	30	111	.270	171	211	.810	73	174	247	278	87	0	92	137	27	1221	14.9	30
1993-94	80	1597	340	838	.406	32	111	.288	100	135	.741	48	133	181	154	80	0	45	97	18	812	10.2	31
TOT	926	30001	6878	13204	.521	117	486	.241	2447	3184	.769	1561	3147	4708	2791	1975	8	1041	1859	624	16320	17.6	-

PLAYOFFS

G	MIN	FG	FGA	PCT	3P	3A	PCT	FT	FTA	PCT	OFF	DEF	TOT	AST	PF	DQ	STL	TO	BLK	PTS	AVG	HI		
1983-84	21	708	164	274	.599	1	2	.500	42	69	.609	36	69	105	56	-	-	27	39	11	371	17.7	-	
1984-85	19	626	166	267	.622	1	2	.500	75	111	.676	35	61	96	41	-	-	17	26	13	408	21.5	-	
1985-86	14	539	121	217	.558	0	4	.000	32	47	.681	23	174	247	278	87	0	-	16	36	10	1271	19.6	-
1986-87	18	681	176	298	.591	0	2	.000	73	97	.753	31	70	101	63	-	-	28	40	22	425	23.6	-	
1987-88	24	896	204	390	.523	1	9	.111	97	128	.758	53	86	139	106	-	-	33	55	19	506	21.1	-	
1988-89	15	600	153	270	.567	3	8	.375	63	80	.788	37	64	101	42	-	-	18	33	16	372	24.8	-	
1989-90	9	366	90	181	.497	2	8	.250	36	43	.837	11	39	50	27	-	-	14	22	3	218	24.2	-	
1990-91	18	733	161	346	.465	4	24	.167	53	72	.736	25	48	73	70	-	-	19	40	2	379	21.1	-	
1992-93	5	148	32	86	.372	2	8	.250	3	5	.600	7	10	17	13	-	-	5	7	0	69	13.8	-	
TOT	143	5297	1267	2329	.544	14	67	.209	474	652	.727	257	490	747	463	-	-	177	298	96	3022	21.1	-	

ALL-TIME ROSTER WITH STATISTICS

WAYNE YATES - 6-8, 235 - MEMPHIS STATE

NOVEMBER 7, 1937

REGULAR SEASON

G	MIN	FG	FGA	PCT	3P	3A	PCT	FT	FTA	PCT	OFF	DEF	TOT	AST	PF	DQ	STL	TO	BLK	PTS	AVG	HI	
1961-62	37	263	31	105	.295	-	-	-	10	22	.455	-	-	94	16	72	1	-	-	-	72	1.9	-

PLAYOFFS

G	MIN	FG	FGA	PCT	3P	3A	PCT	FT	FTA	PCT	OFF	DEF	TOT	AST	PF	DQ	STL	TO	BLK	PTS	AVG	HI	
1961-62	4	12	3	8	.375	-	-	-	1	2	.500	-	-	5	1	-	-	-	-	-	7	1.8	-

NICK YOUNG - 6-7, 210 - USC

JUNE 1, 1985

REGULAR SEASON


G	MIN	FG	FGA	PCT	3P	3A	PCT	FT	FTA	PCT	OFF	DEF	TOT	AST	PF	DQ	STL	TO	BLK	PTS	AVG	HI	
2013-14	64	1810	387	889	.435	135	350	.386	235	285	.825	29	137	166	95	156	2	46	95	12	1144	17.9	41
2014-15	42	1000	174	476	.366	83	225	.369	132	148	.892	17	79	96	41	83	0	23	44	11	563	13.4	29
2015-16	54	1033	126	372	.339	77	237	.325	63	76	.829	14	83	97	34	50	0	23	30	7	392	7.3	22
2016-17	60	1556	272	633	.430	170	421	.404	77	90	.856	25	113	138	58	137	0	37	36	14	791	13.2	32
TOT	220	5399	959	2370	.405	465	1233	.377	507	599	.846	85	412	497	228	426	2	129	205	44	2890	13.1	-

IVICA ZUBAC - 7-1, 265 - MEGA LEKS (SERBIA)

MARCH 18, 1997

REGULAR SEASON

G	MIN	FG	FGA	PCT	3P	3A	PCT	FT	FTA	PCT	OFF	DEF	TOT	AST	PF	DQ	STL	TO	BLK	PTS	AVG	HI	
2016-17	38	609	126	238	.529	0	3	.000	32	49	.653	41	118	159	30	66	0	14	30	33	284	7.5	25
2017-18	43	410	61	122	.500	0	1	.000	39	51	.765	45	78	123	25	47	0	8	26	15	161	3.7	19
2018-19	33	516	112	193	.580	0	0	-	57	66	.864	54	108	162	25	73	2	4	33	27	281	8.5	26
TOT	114	1535	299	553	.541	0	4	.000	128	166	.771	140	304	444	80	186	2	26	89	75	726	6.4	-



PLAYOFF HISTORY

- 290** Year-by-Year Results
- 291** All-Time Playoff Win / Loss Records
- 291** Margin of Victory / Defeat
- 291** Head-to-Head vs. Opponents
- 292** Playoff Career Leaders
- 293** All-Time Single-Game Highs
- 294** Lakers Individual Records
- 295** All-Time Highs / Lows
- 296** Opponent Individual Records
- 297** Opponent All-Time Highs / Lows
- 298** Playoff Triple-Doubles
- 299** All-Time Playoff Scores

YEAR-BY-YEAR PLAYOFF RESULTS

(Three Rounds: 1949, 1951-74 / Four Rounds: 1950, 1975-present)

MINNEAPOLIS

(^1950 Format: Div. Semis, Div. Finals, NBA Semis, NBA Finals; *Round Robin)

Year	First Round		Division Semifinals		Division Finals		NBA Finals	
	Opponent	W-L	Opponent	W-L	Opponent	W-L	Opponent	W-L
1949	--		Chicago	2-0	Rochester	2-0	Washington	4-2
1950	Chicago	2-0^	Fort Wayne	2-0^	Anderson	2-0^	Syracuse	4-2
1951	--		Indianapolis	2-1	Rochester	1-3	--	--
1952	--		Indianapolis	2-0	Rochester	3-1	New York	4-3
1953	--		Indianapolis	2-0	Fort Wayne	3-2	New York	4-1
1954	--		Rochester	1-0*	Rochester	2-1	Syracuse	4-3
			Fort Wayne	2-0*				
1955	--		Rochester	2-1	Fort Wayne	1-3	--	--
1956	--		St. Louis	1-2	--	--	--	--
1957	--		Fort Wayne	2-0	St. Louis	0-3	--	--
1958	--		--	--	--	--	--	--
1959	--		Detroit	2-1	St. Louis	4-2	Boston	0-4
1960	--		Detroit	2-0	St. Louis	3-4	--	--
Totals		2-0		22-5		21-19		20-15
(MIN only)		(1,000)		(.815)		(.525)		(.571)

LOS ANGELES

(*All 2020 NBA Playoff games played in Orlando, FL)

Year	First Round		Div./Conf. Semifinals		Div./Conf. Finals		NBA Finals	
	Opponent	W-L	Opponent	W-L	Opponent	W-L	Opponent	W-L
1961	--		Detroit	3-2	St. Louis	3-4	--	--
1962	--		Bye	--	Detroit	4-2	Boston	3-4
1963	--		Bye	--	St. Louis	4-3	Boston	2-4
1964	--		St. Louis	2-3	--	--	--	--
1965	--		Bye	--	Baltimore	4-2	Boston	1-4
1966	--		Bye	--	St. Louis	4-3	Boston	3-4
1967	--		San Francisco	0-3	--	--	--	--
1968	--		Chicago	4-1	San Francisco	4-0	Boston	2-4
1969	--		San Francisco	4-2	Atlanta	4-1	Boston	3-4
1970	--		Phoenix	4-3	Atlanta	4-0	New York	3-4
1971	--		Chicago	4-3	Milwaukee	1-4	--	--
1972	--		Chicago	4-0	Milwaukee	4-2	New York	4-1
1973	--		Chicago	4-3	Golden State	4-1	New York	1-4
1974	--		Milwaukee	1-4	--	--	--	--
1975	--		--	--	--	--	--	--
1976	--		--	--	--	--	--	--
1977	Bye		Golden State	4-3	Portland	0-4	--	--
1978	Seattle	1-2	--	--	--	--	--	--
1979	Denver	2-1	Seattle	1-4	--	--	--	--
1980	Bye		Phoenix	4-1	Seattle	4-1	Philadelphia	4-2
1981	Houston	1-2	--	--	--	--	--	--
1982	Bye		Phoenix	4-0	San Antonio	4-0	Philadelphia	4-2
1983	Bye		Portland	4-1	San Antonio	4-2	Philadelphia	0-4
1984	Kansas City	3-0	Dallas	4-1	Phoenix	4-2	Boston	3-4
1985	Phoenix	3-0	Portland	4-1	Denver	4-1	Boston	4-2
1986	San Antonio	3-0	Dallas	4-2	Houston	1-4	--	--
1987	Denver	3-0	Golden State	4-1	Seattle	4-0	Boston	4-2
1988	San Antonio	3-0	Utah	4-3	Dallas	4-3	Detroit	4-3
1989	Portland	3-0	Seattle	4-0	Phoenix	4-0	Detroit	0-4
1990	Houston	3-1	Phoenix	1-4	--	--	--	--
1991	Houston	3-0	Golden State	4-1	Portland	4-2	Chicago	1-4
1992	Portland	1-3	--	--	--	--	--	--
1993	Phoenix	2-3	--	--	--	--	--	--
1994	--		--	--	--	--	--	--
1995	Seattle	3-1	San Antonio	2-4	--	--	--	--
1996	Houston	1-3	--	--	--	--	--	--
1997	Portland	3-1	Utah	1-4	--	--	--	--
1998	Portland	3-1	Seattle	4-1	Utah	0-4	--	--
1999	Houston	3-1	San Antonio	0-4	--	--	--	--
2000	Sacramento	3-2	Phoenix	4-1	Portland	4-3	Indiana	4-2
2001	Portland	3-0	Sacramento	4-0	San Antonio	4-0	Philadelphia	4-1
2002	Portland	3-0	San Antonio	4-1	Sacramento	4-3	New Jersey	4-0
2003	Minnesota	4-2	San Antonio	2-4	--	--	--	--
2004	Houston	4-1	San Antonio	4-2	Minnesota	4-2	Detroit	1-4
2005	--		--	--	--	--	--	--
2006	Phoenix	3-4	--	--	--	--	--	--
2007	Phoenix	1-4	--	--	--	--	--	--
2008	Denver	4-0	Utah	4-2	San Antonio	4-1	Boston	2-4
2009	Utah	4-1	Houston	4-3	Denver	4-2	Orlando	4-1
2010	Oklahoma City	4-2	Utah	4-0	Phoenix	4-2	Boston	4-3
2011	New Orleans	4-2	Dallas	0-4	--	--	--	--
2012	Denver	4-3	Oklahoma City	1-4	--	--	--	--
2013	San Antonio	0-4	--	--	--	--	--	--
2014	--		--	--	--	--	--	--
2015	--		--	--	--	--	--	--
2016	--		--	--	--	--	--	--
2017	--		--	--	--	--	--	--
2018	--		--	--	--	--	--	--
2019	--		--	--	--	--	--	--
2020	Portland	4-1*	Houston	4-1*	Denver	4-1*	Miami	4-2*
Totals		89-45		118-81		109-59		73-77
(LA Only)		(.664)		(.593)		(.649)		(.487)

LAKERS ALL-TIME PLAYOFF RECORDS

ALL-TIME BEST PLAYOFF RECORDS*

	W	L	PCT
Los Angeles Lakers	454	301	.601
Boston Celtics	381	289	.569
Miami Heat	138	107	.563
San Antonio Spurs	222	181	.551
Cleveland Cavaliers	125	104	.546
Golden State Warriors	190	159	.544
Chicago Bulls	186	158	.541
Philadelphia 76ers	228	219	.510
Detroit Pistons	188	182	.508
New York Knicks	186	189	.496

ALL-TIME BEST HOME PLAYOFF RECORDS*

	W	L	PCT
Los Angeles Lakers	295	99	.749
Boston Celtics	252	103	.710
Miami Heat	89	38	.701
Chicago Bulls	121	52	.699
Golden State Warriors	120	54	.690
San Antonio Spurs	137	64	.682
Cleveland Cavaliers	77	36	.681
Oklahoma City Thunder	115	54	.675
New York Knicks	124	61	.670
Detroit Pistons	123	61	.668

ALL-TIME BEST ROAD PLAYOFF RECORDS*

	W	L	PCT
Los Angeles Lakers	159	202	.440
San Antonio Spurs	85	117	.421
Miami Heat	49	69	.415
Cleveland Cavaliers	48	68	.414
Boston Celtics	129	186	.410
Golden State Warriors	70	105	.400
Chicago Bulls	65	106	.380
Philadelphia 76ers	83	145	.364
Phoenix Suns	49	87	.360
Brooklyn Nets	28	51	.354

LARGEST MARGIN OF VICTORY

Date	Opponent	Score	Margin
3/19/56	vs. St. Louis	133-75	58
4/21/73	at Golden State	126-70	56
4/17/86	vs. San Antonio	135-88	47
5/22/85	vs. Denver	153-109	44
4/28/84	vs. Dallas	134-91	43
5/12/09	vs. Houston	118-78	40
4/5/69	at San Francisco	118-78	40
5/25/01	vs. San Antonio	111-72	39
4/29/87	vs. Denver	140-103	37
4/9/70	vs. Phoenix	129-94	35
4/23/87	vs. Denver	128-95	33
6/3/84	vs. Boston	137-104	33

LARGEST MARGIN OF DEFEAT

Date	Opponent	Score	Margin
6/17/08	at Boston	92-131	39
5/8/11	at Dallas	86-122	38
5/16/98	at Utah	77-112	35
5/27/85	at Boston	114-148	34
3/21/59	at St. Louis	90-124	34
6/16/00	at Indiana	87-120	33
6/6/82	at Philadelphia	102-135	33
4/25/65	at Boston	96-129	33
4/18/65	at Boston	110-142	32
4/26/13	vs. San Antonio	89-120	31
5/6/06	at Phoenix	90-121	31
3/24/59	at St. Louis	97-127	30

HEAD-TO-HEAD PLAYOFF RESULTS VS. OPPONENTS

Team	G	Record	Series	Team	G	Record	Series	Team	G	Record	Series
Anderson Packers [^]	2	2-0	1-0	Golden State	35	24-11	6-1	Orlando	5	4-1	1-0
Atlanta	54	29-25	5-5	(San Francisco)	11	8-3	2-1	Philadelphia	34	20-14	5-1
(St. Louis)	45	21-24	3-5	(Golden State)	24	16-8	4-0	(Syracuse)	13	8-5	2-0
(Atlanta)	9	8-1	2-0	Houston	40	24-16	6-3	(Philadelphia)	21	12-9	3-1
Boston	74	31-43	3-9	Indiana	6	4-2	1-0	Phoenix	62	38-24	8-4
Brooklyn	4	4-0	1-0	Indianapolis [^]	7	6-1	3-0	Portland	53	36-17	10-2
Charlotte	0	-	-	LA Clippers	0	-	-	Sacramento	36	25-11	8-1
Chicago	28	17-11	4-1	Memphis	0	-	-	(Rochester)	17	11-6	4-1
Chicago Stags [^]	4	4-0	2-0	Miami	6	4-2	1-0	(Kansas City)	3	3-0	1-0
Cleveland	0	-	-	Milwaukee	16	6-10	1-2	(Sacramento)	16	11-5	3-0
Dallas	22	12-10	3-1	Minnesota	12	8-4	2-0	San Antonio	56	34-22	8-4
Denver	33	25-8	7-0	New Orleans	6	4-2	1-0	Toronto	0	-	-
Detroit	47	26-21	9-3	New York	29	16-13	3-2	Utah	31	17-14	4-2
(Ft. Wayne)	15	10-5	4-1	Oklahoma City	41	26-15	6-3	Washington	6	4-2	1-0
(Detroit)	32	16-16	5-2	(Seattle)	30	21-9	5-2	Wash. Capitols [^]	6	4-2	1-0
				(Oklahoma City)	11	5-6	1-1				
TOTALS									755	454-301	111-44 (.601) (.716)

* Minimum 20 Games; [^]Defunct Franchise

LAKERS PLAYOFF CAREER LEADERS

POINTS

Kobe Bryant	5,640
Jerry West	4,457
Kareem Abdul-Jabbar	4,070
Earvin Johnson	3,701
Elgin Baylor	3,623
Shaquille O'Neal	3,383
James Worthy	3,022
Byron Scott	2,223
Derek Fisher	1,700
George Mikan	1,680

FIELD GOALS MADE

Kobe Bryant	2,014
Kareem Abdul-Jabbar	1,643
Jerry West	1,622
Elgin Baylor	1,388
Shaquille O'Neal	1,309
Earvin Johnson	1,291
James Worthy	1,267
Byron Scott	864
Pau Gasol	600
Michael Cooper / Derek Fisher	582

3-POINT FG MADE

Kobe Bryant	292
Derek Fisher	219
Michael Cooper	124
Byron Scott	116
Robert Horry	83
Rick Fox	82
Sasha Vujacic	63
Nick Van Exel	60
Metta World Peace	59
Devean George	52

FREE THROWS MADE

Kobe Bryant	1,320
Jerry West	1,213
Earvin Johnson	1,068
Elgin Baylor	847
Kareem Abdul-Jabbar	784
Shaquille O'Neal	765
George Mikan	554
James Worthy	474
Byron Scott	379
Pau Gasol	358

REBOUNDS

Wilt Chamberlain	1,783
Elgin Baylor	1,725
Shaquille O'Neal	1,630
Kareem Abdul-Jabbar	1,525
Earvin Johnson	1,465
Kobe Bryant	1,119
Pau Gasol	937
A.C. Green	858
Jerry West	855
Lamar Odom	824

ASSISTS

Earvin Johnson	2,346*
Kobe Bryant	1,040
Jerry West	970
Michael Cooper	703
Elgin Baylor	541
Kareem Abdul-Jabbar	540
Derek Fisher	507
Norm Nixon	465
James Worthy	463
Shaquille O'Neal	360

GAMES

Kobe Bryant	220
Derek Fisher	193
Earvin Johnson	190
Kareem Abdul-Jabbar	180
Michael Cooper	168
Jerry West	153
Byron Scott	150
James Worthy	143
Elgin Baylor	134
A.C. Green	126

FIELD GOALS ATTEMPTED

Kobe Bryant	4,499
Jerry West	3,460
Elgin Baylor	3,151
Kareem Abdul-Jabbar	3,024
Earvin Johnson	2,552
Shaquille O'Neal	2,352
James Worthy	2,329
Byron Scott	1,747
George Mikan	1,394
Derek Fisher	1,358

3-POINT FG ATTEMPTED

Kobe Bryant	882
Derek Fisher	543
Michael Cooper	316
Byron Scott	286
Robert Horry	263
Rick Fox	230
Earvin Johnson	212
Nick Van Exel	196
Metta World Peace	195
Sasha Vujacic	164

FREE THROWS ATTEMPTED

Kobe Bryant	1,617
Jerry West	1,507
Shaquille O'Neal	1,472
Earvin Johnson	1,274
Elgin Baylor	1,101
Kareem Abdul-Jabbar	1,037
George Mikan	705
Wilt Chamberlain	667
James Worthy	652
Pau Gasol	487

DEFENSIVE REBOUNDS

Earvin Johnson	1,116
Kareem Abdul-Jabbar	1,087
Shaquille O'Neal	1,069
Kobe Bryant	889
Pau Gasol	645
Lamar Odom	605
A.C. Green	542
James Worthy	490
Kurt Rambis	438
Robert Horry	425

OFFENSIVE REBOUNDS

Shaquille O'Neal	561
Kareem Abdul-Jabbar	438
Earvin Johnson	349
A.C. Green	316
Pau Gasol	292
James Worthy	257
Kobe Bryant	230
Lamar Odom	210
Kurt Rambis	189
Robert Horry	183

STEALS

Earvin Johnson	358
Kobe Bryant	310
Derek Fisher	219
Byron Scott	204
Michael Cooper	203
James Worthy	177
Kareem Abdul-Jabbar	169
Robert Horry	120
Norm Nixon	89
Jamaal Wilkes	83

BLOCKS

Kareem Abdul-Jabbar	437
Shaquille O'Neal	310
Pau Gasol	178
Kobe Bryant	144
Andrew Bynum	110
Lamar Odom	97
Michael Cooper	96
James Worthy	96
Elden Campbell	90
Robert Horry	90

MINUTES PLAYED

Kobe Bryant	8,641
Earvin Johnson	7,538
Kareem Abdul-Jabbar	6,646
Jerry West	6,321
Elgin Baylor	5,510
Derek Fisher	5,406
James Worthy	5,297
Shaquille O'Neal	4,992
Byron Scott	4,828
Michael Cooper	4,744

FIELD GOAL % (MIN. 150 FGM)

Kurt Rambis	258-436	.592
Anthony Davis	205-359	.571
LeBron James	214-382	.560
Shaquille O'Neal	1309-2352	.557
James Worthy	1267-2329	.544
Kareem Abdul-Jabbar	1643-3024	.543
Mike McGee	184-341	.540
Wilt Chamberlain	483-909	.531
Pau Gasol	600-1155	.519
Vlade Divac	253-490	.516

3-PT. FIELD GOAL % (MIN. 35 3FG)

Trevor Ariza	41-88	.465
Eddie Jones	51-118	.432
Byron Scott	116-286	.406
Derek Fisher	219-543	.403
Glen Rice	38-95	.400

FREE THROW % (MIN. 100 FT)

Earvin Johnson	1068-1274	.838
Anthony Davis	149-179	.832
Michael Cooper	293-355	.825
Byron Scott	379-463	.819
Kobe Bryant	1320-1617	.816
Gail Goodrich	336-412	.816

SCORING AVERAGE (MIN. 20 GAMES OR 300 POINTS)

Jerry West	29.1
Shaquille O'Neal	27.7
Anthony Davis	27.7
LeBron James	27.6
Elgin Baylor	27.0
Kobe Bryant	25.6
George Mikan	24.0
Kareem Abdul-Jabbar	22.7
James Worthy	21.1
Earvin Johnson	19.5

* Denotes NBA Record

LAKERS/OPPONENT ALL-TIME SINGLE GAME PLAYOFF HIGHS

LAKERS ALL-TIME SINGLE GAME HIGHS

POINTS

Elgin Baylor	@ BOS	4/14/62	61
Jerry West	vs. BOS	4/23/69	53
Jerry West	vs. BAL	4/5/65	52
Kobe Bryant	vs. PHX	5/4/06	50
Kobe Bryant	vs. DEN	4/23/08	49
Jerry West	vs. BAL	4/3/65	49
Elgin Baylor	vs. DET	3/15/61	49
Kobe Bryant	@ SAC	5/13/01	48
Jerry West	@ BAL	4/9/65	48
Elgin Baylor	@ STL	3/27/61	47
Elgin Baylor	@ DET	3/18/61	47
George Mikan	@ ROC	3/29/52	47

FIELD GOALS MADE

Elgin Baylor	@ BOS	4/14/62	22-46
Jerry West	vs. BOS	4/23/69	21-41
Shaquille O'Neal	vs. SAC	4/23/00	21-33
Shaquille O'Neal	vs. IND	6/7/00	21-31
Jerry West	@ BAL	4/9/65	20-43
Wilt Chamberlain	vs. NYK	5/6/70	20-27
Kobe Bryant	vs. PHX	5/4/06	20-35

FREE THROWS MADE

Kobe Bryant	vs. UTA	5/4/08	21-23
Jerry West	@ DET	4/3/62	20-23
Jerry West	vs. BAL	4/5/65	20-21
Earvin Johnson	vs. GSW	5/8/91	20-22

REBOUNDS

Wilt Chamberlain	vs. CHI	4/4/71	33
Wilt Chamberlain	vs. BOS	4/29/69	31
Wilt Chamberlain	vs. BOS	5/1/69	31
Wilt Chamberlain	vs. CHI	4/1/71	31
Wilt Chamberlain	vs. SFW	3/26/69	30
Wilt Chamberlain	@ CHI	4/8/73	30
Wilt Chamberlain	vs. GSW	4/19/73	30

ASSISTS

Earvin Johnson	vs. PHX	5/15/84	24
Earvin Johnson	@ POR	5/3/85	23
Earvin Johnson	vs. BOS	6/3/84	21
Earvin Johnson	vs. HOU	4/27/91	21
Earvin Johnson	@ POR	5/18/91	21
Earvin Johnson	@ HOU	5/16/86	20
Earvin Johnson	vs. BOS	6/4/87	20
Earvin Johnson	vs. DAL	5/31/88	20
Earvin Johnson	@ PHX	5/28/89	20
Earvin Johnson	vs. CHI	6/12/91	20

STEALS

Earvin Johnson	vs. POR	4/24/83	7
Byron Scott	@ GSW	5/10/91	7

BLOCKS

Andrew Bynum	vs. DEN	4/29/12	10*
Kareem Abdul-Jabbar	vs. GSW	4/22/77	9
Kareem Abdul-Jabbar	@ POR	5/10/77	8
Kareem Abdul-Jabbar	@ POR	5/1/83	8
Shaquille O'Neal	@ SEA	5/12/98	8
Shaquille O'Neal	vs. PHI	6/8/01	8
Shaquille O'Neal	vs. SAS	5/9/04	8

OPPONENT ALL-TIME SINGLE GAME HIGHS

POINTS

Eric Floyd	@ GSW	5/10/87	51
Allen Iverson	vs. PHI	6/6/01	48

FIELD GOALS MADE

Xavier McDaniel	@ SEA	5/23/87	20-29
Mark Aguirre	@ DAL	5/4/86	19-30

FREE THROWS MADE

Tim Duncan	vs. SAS	5/22/99	19-23
Karl Malone	vs. UTA	5/10/97	18-18

REBOUNDS

Bill Russell	@ BOS	4/18/62	40
Bill Russell	@ BOS	4/16/63	38

ASSISTS

John Stockton	vs. UTA	5/17/88	24
Steve Nash	vs. PHX	4/29/07	23
John Stockton	vs. UTA	5/21/88	20
Tim Hardaway	vs. GSW	5/14/91	20

STEALS

Lionel Hollins	vs. POR	5/8/77	8
Tim Hardaway	vs. GSW	5/8/91	8
Derek Harper	vs. DAL	4/30/86	7

BLOCKS

Hakeem Olajuwon	vs. HOU	4/29/90	10*
Dwight Howard	@ ORL	6/11/09	9
Greg Ostertag	@ UTA	5/12/97	9

* Denotes NBA Record

LAKERS INDIVIDUAL PLAYOFF RECORDS

POINTS

Game	61	Elgin Baylor	@ BOS	4/14/62
Half	33	Elgin Baylor	@ BOS	4/14/62
Quarter	22	Elgin Baylor	vs.DET	3/15/61

FIELD GOAL % (MIN. 8 FGM)

Game	1.000*	Wilt Chamberlain	@ ATL (9-9)	4/17/69
------	--------	------------------	-------------	---------

FIELD GOALS MADE

Game	22	Elgin Baylor	@ BOS	4/14/62
Half	13	Shaquille O'Neal	vs.SAC	4/23/00
Quarter	10	Gail Goodrich	vs.GSW	4/25/73

FIELD GOALS ATTEMPTED

Game	46	Elgin Baylor	@ BOS	4/14/62
Half	25	Elgin Baylor	@ BOS	4/14/62
Quarter	13	Kobe Bryant	@ SAS	5/13/03
	13	Kobe Bryant	@ SAS	5/10/03
	13	Kobe Bryant	@ SAS	5/5/03
	13	Mike McGee	vs.DEN	5/22/85
	13	Gail Goodrich	vs.GSW	4/25/73
	13	Elgin Baylor	@ BOS	4/14/62

3-POINT FIELD GOALS MADE

Game	7	Robert Horry	@ UTA	5/6/97
	7	Nick Van Exel	vs.SEA	5/4/95
Half	5	Robert Horry	@ UTA	5/6/97
	5	Kobe Bryant	@ POR	6/2/00
	5	Kobe Bryant	@ SAS	5/13/03
	5	Kobe Bryant	vs.DEN	5/8/12

3-POINT FIELD GOALS ATTEMPTED

Game	13	Nick Van Exel	vs.SEA	5/4/95
Half	11	Kobe Bryant	@ SAS	5/13/03

3-POINT FIELD GOAL % (MIN. 5 ATT.)

Game	1.000*	Robert Horry (7-7)	@ UTA	5/6/97
	1.000	Byron Scott (5-5)	vs.GSW	5/5/91

FREE THROWS MADE WITHOUT A MISS

Game	18	Kobe Bryant	vs.OKC	5/18/12
Half	14	Jerry West	vs.BAL	4/5/65
Quarter	11	Larry Spriggs	vs.DAL	4/28/84

FREE THROWS MADE

Game	21	Kobe Bryant	vs.UTA	5/4/08
Half	19*	Earvin Johnson	vs.GSW	5/8/91
Quarter	12	Shaquille O'Neal	vs.POR	5/20/00

FREE THROWS ATTEMPTED

Game	39*	Shaquille O'Neal	vs.IND	6/9/00
Half	27	Shaquille O'Neal	vs.POR	5/20/00
Quarter	25*	Shaquille O'Neal	vs.POR	5/20/00

REBOUNDS

Game	33	Wilt Chamberlain	vs.CHI	4/4/71
Half	19	Wilt Chamberlain	vs.CHI	4/19/71

OFFENSIVE REBOUNDS

Game	11	Pau Gasol	vs.DEN	5/12/12
	11	Shaquille O'Neal	vs.SAC	5/6/01

DEFENSIVE REBOUNDS

Game	19	Shaquille O'Neal	vs.IND	6/9/00
------	----	------------------	--------	--------

ASSISTS

Game	24*	Earvin Johnson	vs.PHX	5/15/94
Half	15*	Earvin Johnson	@ POR	5/3/85
Quarter	10	Earvin Johnson	@ POR	5/18/91
	10	Earvin Johnson	vs.HOU	4/27/91
	10	Earvin Johnson	vs.DEN	5/22/85

STEALS

Game	7	Earvin Johnson	vs.POR	4/24/83
	7	Byron Scott	@ GSW	5/10/91
Half	6	Byron Scott	@ GSW	5/10/91
Quarter	4	Brian Shaw	vs.SAC	5/6/01
	4	Kobe Bryant	vs.BOS	6/6/10

BLOCKED SHOTS

Game	10*	Andrew Bynum	vs.DEN	4/29/12
Half	6	Shaquille O'Neal	vs.SAS	5/14/02
	6	Andrew Bynum	vs.DEN	4/29/12
Quarter	5	Shaquille O'Neal	vs.PHI	6/8/01

* Denotes NBA Record

LAKERS ALL-TIME PLAYOFF HIGHS / LOWS

(Records for fewest/lowest exclude games & seasons before introduction of shot clock in 1954-55)

CONSECUTIVE WINS

Overall	13		1988-89
One Season	11		1989, 2001
At Home	14	Minneapolis	1949-51
	13	Los Angeles	1987-88
On the Road	12*	Los Angeles	2000-02

MOST POINTS

Game	153	vs. DEN	5/22/85
Half	82	vs. DEN	4/23/87
Quarter	51*	vs. DET	3/31/62
OT Period	22*	vs. NYK	5/11/70

MOST FG MADE

Game	67*	vs. DEN	5/22/85
------	-----	---------	---------

MOST FG ATTEMPTED

Game	116	twice, last vs. DEN	5/22/85
------	-----	---------------------	---------

HIGHEST FG %

Game	.663	vs. SAS (57-86)	4/17/86
------	------	-----------------	---------

MOST 3-POINT FG MADE

Game	19	vs. HOU	9/12/20
------	----	---------	---------

MOST 3-POINT FG ATTEMPTED

Game	47	vs. MIA	10/2/20
------	----	---------	---------

HIGHEST 3-POINT FG %

Game	1.000	vs. DEN (4-4)	5/11/85
------	-------	---------------	---------

MOST FT MADE

Game	49	vs. DEN	4/25/87
	49	vs. STL	3/21/56

MOST FT ATTEMPTED

Game	68	vs. ATL	4/12/70
	68	vs. STL	3/21/56

HIGHEST FT %

Game	1.000	@ DEN (24-24)	5/29/09
	1.000	@ BOS (10-10)	6/8/08
	.976	vs. OKC (41-42)	5/18/12

MOST REBOUNDS

Game	81	vs. STL	3/24/61
------	----	---------	---------

MOST OFFENSIVE REBOUNDS

Game	28	vs. SEA	4/14/78
------	----	---------	---------

MOST DEFENSIVE REBOUNDS

Game	45	@ DEN	4/29/87
	45	vs. MIA	9/30/20

MOST ASSISTS

Game	44	vs. PHX	4/9/70
	44	vs. NYK	5/6/70
	44	vs. BOS	6/4/87

MOST STEALS

Game	19	vs. GSW	5/4/77
	19	vs. GSW	4/19/77

MOST BLOCKED SHOTS

Game	15	vs. DEN	4/29/12
------	----	---------	---------

MOST PERSONAL FOULS

Game	47	@ FTW	3/30/53
------	----	-------	---------

MOST TURNOVERS

Game	28	@ POR	5/5/85
------	----	-------	--------

CONSECUTIVE LOSSES

Overall	6	1973-74, 1991-92, 2012-13
One Season	4	1977, 1983, 1989, 1998, 1999
		2011, 2013
At Home	4	1983
On the Road	14	1973-74, 1977-79

FEWEST POINTS

Game	68	@ DET	6/10/04
Half	28	@ MIL	4/7/74
Quarter	8	vs. POR	5/22/00
OT Period	0	@ FTW	3/22/55
	4	@ UTA	5/12/97

FEWEST FG MADE

Game	25	@ MIN	5/23/04
	25	vs. HOU	4/17/04

FEWEST FG ATTEMPTED

Game	62	vs. POR	4/27/97
------	----	---------	---------

LOWEST FG %

Game	.272	vs. MIL (28-103)	4/9/72
------	------	------------------	--------

FEWEST 3-PT FG MADE

Game	0	several, last vs. SAC	5/8/01
------	---	-----------------------	--------

FEWEST 3-PT FG ATTEMPTED

Game	0	@ KCK	4/22/84
	0	vs. BOS	6/6/84

LOWEST 3-PT FG %

Game	.000	several, last vs. SAC	5/8/01
------	------	-----------------------	--------

FEWEST FT MADE

Game	3	@ PHI	5/26/83
------	---	-------	---------

FEWEST FT ATTEMPTED

Game	5	@ PHI	5/26/83
------	---	-------	---------

LOWEST FT %

Game	.389	@ SAS (7-18)	5/5/04
------	------	--------------	--------

FEWEST REBOUNDS

Game	25	@ DEN	9/22/20
------	----	-------	---------

FEWEST OFFENSIVE REBOUNDS

Game	2	@ BOS	6/17/08
------	---	-------	---------

FEWEST DEFENSIVE REBOUNDS

Game	16	@ ORL	6/9/09
------	----	-------	--------

FEWEST ASSISTS

Game	7	@ PHX	5/2/07
	7	vs. STL	3/21/59

FEWEST PERSONAL FOULS

Game	11	@ CHI	3/29/68
	12	@ GSW	4/21/73
	12	vs. DAL	5/2/11

FEWEST TURNOVERS

Game	5	@ HOU	4/23/04
	5	vs. IND	6/19/00

* Denotes NBA Record

OPPONENT INDIVIDUAL PLAYOFF RECORDS

POINTS

Game	51	Eric Floyd	@ GSW	5/10/87
Half	39	Eric Floyd	@ GSW	5/10/87
Quarter	29	Eric Floyd	@ GSW	5/10/87

MOST FG MADE WITHOUT A MISS

Game	11	Scott Wedman	@ BOS	5/27/85
------	----	--------------	-------	---------

FG MADE

Game	20	Xavier McDaniel	@ SEA	5/23/87
Half	15	Eric Floyd	@ GSW	5/10/87
Quarter	12	Eric Floyd	@ GSW	5/10/87

FG ATTEMPTED

Game	41	Allen Iverson	vs. PHI	6/6/01
------	----	---------------	---------	--------

3-PT FG MADE WITHOUT A MISS

Game	6	Peja Stojakovic	vs. DAL	5/8/11
------	---	-----------------	---------	--------

3-PT FG MADE

Game	9	Jason Terry	@ DAL	5/8/11
Half	7	Ray Allen	vs. BOS	6/6/10
Quarter	5	Jason Terry	@ DAL	5/8/11
	5	Ray Allen	vs. BOS	6/6/10

3-PT FG ATTEMPTED

Game	13	Duncan Robinson	vs. MIA	10/9/20
	13	Damian Lillard	vs. POR	8/18/20
	13	Vernon Maxwell	vs. HOU	4/27/91
Half	9	CJ McCollum	@ POR	8/22/20
	9	Scottie Pippen	@ HOU	5/15/99
Quarter	7	CJ McCollum	@ POR	8/22/20

FT MADE WITHOUT A MISS

Game	18	Karl Malone	vs. UTA	5/10/97
Half	12	Tim Duncan	vs. SAS	5/22/99
	12	George Gervin	vs. SAS	5/9/82
Quarter	10	Paul Pierce	vs. BOS	6/15/08

FT MADE

Game	19	Tim Duncan	vs. SAS	5/22/99
Half	12	Tim Duncan	vs. SAS	5/22/99
	12	George Gervin	vs. SAS	5/9/82

FT ATTEMPTED

Game	23	Tim Duncan	vs. SAS	5/22/99
Half	15	Amar'e Stoudemire	@ PHX	5/2/07
Quarter	12	Allen Iverson	@ PHI	6/10/01

OFFENSIVE REBOUNDS

Game	12	Larry Smith	vs. GSW	5/12/87
Half	10	Larry Smith	vs. GSW	5/12/87
Quarter	6	Roy Tarpley	@ DAL	5/27/88

DEFENSIVE REBOUNDS

Game	20*	Tim Duncan	vs. SAS	5/14/02
Half	13	Carlos Boozer	@ UTA	4/23/09
	13	Tim Duncan	vs. SAS	5/14/02
Quarter	9	Carlos Boozer	@ UTA	4/23/09
	9	Tim Duncan	vs. SAS	5/5/02
	9	James Donaldson	@ DAL	5/8/86

REBOUNDS

Game	40	Bill Russell	@ BOS (OT)	4/18/62
	38	Bill Russell	@ BOS	4/16/63
Half	n/a	-	-	-
Quarter	19*	Bill Russell	@ BOS (OT)	4/18/62

ASSISTS

Game	24*	John Stockton	vs. UTA	5/17/88
Half	15*	Steve Nash	vs. PHX	4/29/07
Quarter	8	Chris Paul	vs. NOH	4/26/11
	8	Chris Paul	vs. NOH	4/17/11
	8	Deron Williams	@ UTA	5/16/08
	8	Steve Nash	vs. PHX	4/29/07
	8	Jason Kidd	@ PHX	5/14/00
	8	John Stockton	vs. UTA	5/17/88

STEALS

Game	8	Lionel Hollins	vs. POR	5/8/77
	8	Tim Hardaway	vs. GSW	5/8/91
Half	6	Lionel Hollins	vs. POR	5/8/77
Quarter	4	Chuck Hayes	vs. HOU	5/17/09
	4	Rajon Rondo	@ BOS	6/17/08
	4	Latrell Sprewell	vs. MIN	5/25/04
	4	Doug Christie	vs. SAC	5/6/01
	4	Hakeem Olajuwon	vs. HOU	4/25/96

BLOCKED SHOTS

Game	10*	Hakeem Olajuwon	vs. HOU	4/29/90
Half	7	Mark Eaton	vs. UTAH	5/10/88

* Denotes NBA Record

OPPONENT ALL-TIME PLAYOFF HIGHS / LOWS

(Records for fewest/lowest exclude games & seasons before introduction of shot clock in 1954-55)

MOST POINTS

Game	148	@ BOS	5/27/85
Half	81	@ PHI	6/6/82
Quarter	45	@ DAL	5/4/86

HIGHEST FG %

Game	.625	@ ORL (40-64)	6/9/09
------	------	---------------	--------

MOST FG MADE

Game	62	@ BOS	5/27/85
------	----	-------	---------

MOST FG ATTEMPTED

Game	125	@ STL	5/21/61
------	-----	-------	---------

HIGHEST 3-PT FG %

Game	1.000*	@ DAL (5-5)	5/4/86
	1.000*	vs. POR (2-2)	4/30/85
	.778	@ BOS (7-9)	5/27/85

MOST 3-PT FG MADE

Game	22	vs. HOU	9/6/20
------	----	---------	--------

MOST 3-PT FG ATTEMPTED

Game	47	vs. MIA	10/2/20
------	----	---------	---------

HIGHEST FT %

Game	1.000*	@ PHX (18-18)	4/26/06
	1.000*	@ HOU (14-14)	9/8/20

MOST FT MADE

Game	43	@ BOS	6/12/84
------	----	-------	---------

MOST FT ATTEMPTED

Game	70*	@ STL	3/17/56
------	-----	-------	---------

MOST REBOUNDS

Game	82	@ BOS	4/8/62
------	----	-------	--------

MOST OFFENSIVE REBOUNDS

Game	28	@ SEA	5/25/87
------	----	-------	---------

MOST DEFENSIVE REBOUNDS

Game	45	vs. POR	8/18/20
------	----	---------	---------

MOST ASSISTS

Game	44	vs. PHX	4/9/80
Half	25	@ PHI	6/6/82

MOST PERSONAL FOULS

Game	38	vs. IND	6/9/00
------	----	---------	--------

MOST STEALS

Game	18	@ BOS	6/17/08
Half	11	several, last vs. SA	4/29/88

MOST BLOCKED SHOTS

Game	17	vs. OKC	4/20/10
------	----	---------	---------

MOST TURNOVERS

Game	26	vs. NYK	4/30/72
------	----	---------	---------

FEWEST POINTS

Game	65	vs. PHX	5/16/00
Half	23*	vs. PHX	5/16/00
Quarter	8	vs. UTA	5/8/88

LOWEST FG %

Game	.233*	@ GSW (27-116)	4/23/73
------	-------	----------------	---------

FEWEST FG MADE

Game	23	vs. ORL	6/4/09
	23	vs. PHX	5/7/00

FEWEST FG ATTEMPTED

Game	64	@ ORL	6/9/09
------	----	-------	--------

LOWEST 3-PT FG %

Game	.000	several, last @ CHI	6/5/91
------	------	---------------------	--------

FEWEST 3-PT FG MADE

Game	0	several, last @ CHI	6/5/91
------	---	---------------------	--------

FEWEST 3-PT FG ATTEMPTED

Game	0	several, last @ HOU	5/16/86
------	---	---------------------	---------

LOWEST FT %

Game	.429	@ SAS (9-21)	5/2/04
	.429	vs. DEN (9-21)	4/23/87

FEWEST FT MADE

Game	5	vs. SAS	5/23/08
------	---	---------	---------

FEWEST FT ATTEMPTED

Game	8	@ CHI	6/5/91
------	---	-------	--------

FEWEST REBOUNDS

Game	18*	vs. SAS	4/17/86
Half	4	vs. SAS	4/17/86

FEWEST OFFENSIVE REBOUNDS

Game	1*	@ PHX	5/6/06
	1*	@ HOU	9/10/20

FEWEST DEFENSIVE REBOUNDS

Game	13	vs. SAS	4/17/86
------	----	---------	---------

FEWEST ASSISTS

Game	6	@ CHI	3/29/68
------	---	-------	---------

FEWEST PERSONAL FOULS

Game	11	@ PHX	4/22/07
------	----	-------	---------

FEWEST STEALS

Game	1	@ HOU	4/23/04
	1	vs. SAC	4/27/00

FEWEST BLOCKED SHOTS

Game	0	vs. UTA	4/19/09
	0	vs. DAL	5/8/96

FEWEST TURNOVERS

Game	3*	vs. NOH	4/17/11
------	----	---------	---------

* Denotes NBA Record

LAKERS ALL-TIME PLAYOFF TRIPLE-DOUBLES

EARVIN "MAGIC" JOHNSON (30)

4/8/80	vs. PHX	13 Pts, 12 Reb, 16 Ast	W	119-110*
4/9/80	vs. PHX	25 Pts, 13 Reb, 11 Ast	W	131-128*
4/25/80	@ SEA	14 Pts, 11 Reb, 10 Ast	W	104-100
4/30/80	vs. SEA	20 Pts, 10 Reb, 10 Ast	W	111-105
5/14/80	vs. PHI	14 Pts, 15 Reb, 10 Ast	W	108-103
4/27/82	vs. PHX	23 Pts, 10 Reb, 10 Ast	W	115-96
4/28/82	vs. PHX	19 Pts, 12 Reb, 12 Ast	W	117-98
5/2/82	@ PHX	15 Pts, 11 Reb, 12 Ast	W	112-107
5/9/82	vs. SAS	13 Pts, 16 Reb, 14 Ast	W	128-117
6/8/82	vs. PHI	13 Pts, 13 Reb, 13 Ast	W	114-104
5/10/83	vs. SAS	28 Pts, 12 Reb, 12 Ast	L	113-122
5/13/83	@ SAS	13 Pts, 11 Reb, 13 Ast	W	113-100
5/18/83	vs. SAS	16 Pts, 11 Reb, 19 Ast	L	112-117
4/22/84	@ KCK	17 Pts, 10 Reb, 13 Ast	W	108-102
5/6/84	@ DAL	14 Pts, 11 Reb, 16 Ast	W	122-115*
5/25/84	@ PHX	16 Pts, 11 Reb, 13 Ast	W	99-97
6/3/84	vs. BOS	14 Pts, 11 Reb, 21 Ast	W	137-104
6/6/84	vs. BOS	20 Pts, 11 Reb, 17 Ast	L	125-129*
6/5/85	vs. BOS	20 Pts, 11 Reb, 12 Ast	L	105-107
6/9/85	@ BOS	14 Pts, 10 Reb, 14 Ast	W	111-100
4/23/86	@ SAS	14 Pts, 10 Reb, 17 Ast	W	114-94
5/4/86	@ DAL	29 Pts, 15 Reb, 14 Ast	L	118-120
5/18/86	@ HOU	20 Pts, 12 Reb, 11 Ast	L	95-105
5/5/87	vs. GSW	25 Pts, 12 Reb, 14 Ast	W	125-116
5/9/87	@ GSW	20 Pts, 10 Reb, 14 Ast	W	133-108
5/19/87	vs. SEA	20 Pts, 10 Reb, 10 Ast	W	112-104
5/5/81	vs. GSW	21 Pts, 10 Reb, 17 Ast	W	126-116
5/14/91	vs. GSW	28 Pts, 14 Reb, 12 Ast	W	124-119*
6/2/91	@ CHI	19 Pts, 10 Reb, 11 Ast	W	93-91
6/12/91	vs. CHI	16 Pts, 11 Reb, 20 Ast	L	101-108

LEBRON JAMES (5)

8/18/20	vs. POR	23 Pts, 17 Reb, 16 Ast	L	100-93
8/29/20	vs. POR	36 Pts, 10 Reb, 10 Ast	W	131-122
9/22/20	@ POR	30 Pts, 10 Reb, 11 Ast	L	114-106
9/26/20	vs. DEN	38 Pts, 16 Reb, 10 Ast	W	117-107
10/11/20	@ MIA	28 Pts, 14 Reb, 10 Ast	W	106-93

ELGIN BAYLOR (4)

3/24/61	vs. STL	25 Pts, 18 Reb, 10 Ast	W	118-112
3/25/64	vs. STL	23 Pts, 16 Reb, 11 Ast	W	107-105
4/20/69	vs. ATL	29 Pts, 11 Reb, 12 Ast	W	104-96
4/29/70	vs. NYK	13 Pts, 12 Reb, 11 Ast	L	108-111*

ANDREW BYNUM (1)

4/29/12	vs. DEN	10 Pts, 13 Reb, 10 Blk	W	103-88
---------	---------	------------------------	---	--------

WILT CHAMBERLAIN (1)

4/7/70	@ PHX	12 Pts, 26 Reb, 11 Ast	W	104-93
--------	-------	------------------------	---	--------

PAU GASOL (1)

4/26/13	vs. SAS	11 Pts, 13 Reb, 10 Ast	L	89-120
---------	---------	------------------------	---	--------

JERRY WEST (1)

5/5/69	vs. BOS	42 Pts, 13 Reb, 12 Ast	L	106-108
--------	---------	------------------------	---	---------

JAMES WORTHY (1)

6/21/88	@ DET	36 Pts, 16 Reb, 10 Ast	W	108-105
---------	-------	------------------------	---	---------

ALL-TIME PLAYOFF SCORES

1949

Western Division Semifinals (2-0)				
3/23	vs. Chicago	84-77	W	1-0
3/24	@ Chicago	101-85	W	2-0

Western Division Finals (2-0)				
3/27	@ Rochester	80-79	W	1-0
3/29	vs. Rochester	67-55	W	2-0

NBA Finals (4-2)				
4/4	vs. Washington	88-84	W	1-0
4/6	vs. Washington	76-62	W	2-0
4/8	@ Washington	94-74	W	3-0
4/9	@ Washington	71-83	L	3-1
4/11	@ Washington	66-74	L	3-2
4/13	vs. Washington	77-56	W	4-2

1950

Central Division Semifinals (2-0)				
3/22	vs. Chicago	85-75	W	1-0
3/25	@ Chicago	75-67	W	2-0

Central Division Finals (2-0)				
3/27	vs. Ft. Wayne	93-79	W	1-0
3/28	@ Ft. Wayne	89-82	W	2-0

NBA Semifinals (2-0)				
4/5	vs. Anderson	75-50	W	1-0
4/6	@ Anderson	90-71	W	2-0

NBA Finals (4-2)				
4/8	@ Syracuse	68-66	W	1-0
4/9	@ Syracuse	85-91	L	1-1
4/14	vs. Syracuse	91-77	W	2-1
4/16	vs. Syracuse	77-69	W	3-1
4/20	@ Syracuse	76-83	L	3-2
4/23	vs. Syracuse	110-95	W	4-2

1951

Western Division Semifinals (2-1)				
3/21	vs. Indianapolis	95-81	W	1-0
3/23	@ Indianapolis	88-108	L	1-1
3/25	vs. Indianapolis	85-80	W	2-1

Western Division Finals (1-3)				
3/29	vs. Rochester	76-73	W	1-0
3/31	vs. Rochester	66-70	L	1-1
4/1	@ Rochester	70-83	L	1-2
4/3	@ Rochester	75-80	L	1-3

1952

Western Division Semifinals (2-0)				
3/23	vs. Indianapolis	78-70	W	1-0
3/25	@ Indianapolis	94-87	W	2-0

Western Division Finals (3-1)				
3/29	@ Rochester	78-88	L	0-1
3/30	@ Rochester	83-78	W	1-1
4/5	vs. Rochester	77-67	W	2-1
4/6	vs. Rochester	82-80	W	3-1

NBA Finals (4-3)				
4/12	vs. New York	83-79	W	1-0
4/13	vs. New York	72-80	L	1-1
4/16	@ New York	83-77	W	2-1
4/18	@ New York	89-90	L	2-2
4/20	vs. New York	102-89	W	3-2
4/23	@ New York	68-76	L	3-3
4/25	vs. New York	82-65	W	4-3

1953

Western Division Semifinals (2-0)				
3/22	vs. Indianapolis	85-69	W	1-0
3/23	@ Indianapolis	81-79	W	2-0

Western Division Finals (3-2)				
3/26	vs. Ft. Wayne	83-73	W	1-0
3/28	vs. Ft. Wayne	82-75	W	2-0
3/30	@ Ft. Wayne	95-98	L	2-1
4/1	@ Ft. Wayne	82-85	L	2-2
4/2	vs. Ft. Wayne	74-58	W	3-2

NBA Finals (4-1)				
4/4	vs. New York	88-96	L	0-1
4/5	vs. New York	73-71	W	1-1
4/7	@ New York	90-75	W	2-1
4/8	@ New York	71-69	W	3-1
4/10	@ New York	91-84	W	4-1

1954

Western Division Round Robin (3-0)				
3/17	vs. Rochester	109-88	W	1-0
3/18	@ Ft. Wayne	90-85	W	2-0
3/20	vs. Ft. Wayne	78-73	W	3-0

Western Division Finals (2-1)				
3/24	vs. Rochester	89-76	W	1-0
3/27	@ Rochester	73-74	L	1-1
3/28	vs. Rochester	78-73	W	2-1

NBA Finals (4-3)				
3/31	vs. Syracuse	79-68	W	1-0
4/3	vs. Syracuse	60-62	L	1-1
4/4	@ Syracuse	81-67	W	2-1
4/8	@ Syracuse	69-80	L	2-2
4/10	@ Syracuse	84-73	W	3-2
4/11	vs. Syracuse	63-65	L	3-3
4/12	vs. Syracuse	87-80	W	4-3

1955

Western Division Semifinals (2-1)				
3/16	vs. Rochester	82-78	W	1-0
3/18	@ Rochester	92-94	L	1-1
3/19	vs. Rochester	119-110	W	2-1

Western Division Finals (1-3)				
3/20	@ Ft. Wayne	79-96	L	0-1
3/22	@ Ft. Wayne	97-98	L	0-2
3/23	vs. Ft. Wayne	99-91	W	1-2
3/27	vs. Ft. Wayne	96-105	L	1-3

1956

Western Division Semifinals (1-2)				
3/17	@ St. Louis	115-116	L	0-1
3/19	vs. St. Louis	133-75	W	1-1
3/21	vs. St. Louis	115-116	L	1-2

1957

Western Division Semifinals (2-0)				
3/17	vs. Ft. Wayne	131-127	W	1-0
3/19	@ Ft. Wayne	110-108	W	2-0

Western Division Finals (0-3)				
3/21	@ St. Louis	109-118	L	0-1
3/24	@ St. Louis	104-106	L	0-2
3/25	vs. St. Louis	135-143 (20T)	L	0-3

ALL-TIME PLAYOFF SCORES

1959

Western Division Semifinals (2-1)				
3/14	vs. Detroit	92-89	W	1-0
3/15	@ Detroit	103-117	L	1-1
3/18	vs. Detroit	129-102	W	2-1

Western Division Finals (4-2)				
3/21	@ St. Louis	90-124	L	0-1
3/22	vs. St. Louis	106-98	W	1-1
3/24	@ St. Louis	97-127	L	1-2
3/26	vs. St. Louis	108-98	W	2-2
3/28	@ St. Louis	98-97	W	3-2
3/29	vs. St. Louis	106-104	W	4-2

NBA Finals (0-4)				
4/4	@ Boston	115-118	L	0-1
4/5	@ Boston	108-128	L	0-2
4/7	vs. Boston	110-123	L	0-3
4/9	vs. Boston	113-118	L	0-4

1960

Western Division Semifinals (2-0)				
3/12	@ Detroit	113-112	W	1-0
3/13	vs. Detroit	114-99	W	2-0

Western Division Finals (3-4)				
3/16	@ St. Louis	99-112	L	0-1
3/17	@ St. Louis	120-113	W	1-1
3/19	vs. St. Louis	89-93	L	1-2
3/20	vs. St. Louis	103-101	W	2-2
3/22	@ St. Louis	117-110	W	3-2
3/24	vs. St. Louis	96-117	L	3-3
3/26	@ St. Louis	86-97	L	3-4

1961

Western Division Semifinals (3-2)				
3/14	vs. Detroit	120-102	W	1-0
3/15	vs. Detroit	120-118	W	2-0
3/17	@ Detroit	113-124	L	2-1
3/18	@ Detroit	114-123	L	2-2
3/19	vs. Detroit	137-120	W	3-2

Western Division Finals (3-4)				
3/21	@ St. Louis	122-118	W	1-0
3/22	@ St. Louis	106-121	L	1-1
3/24	vs. St. Louis	118-112	W	2-1
3/25	vs. St. Louis	117-118	L	2-2
3/27	@ St. Louis	121-112	W	3-2
3/29	vs. St. Louis	113-114 (OT)	L	3-3
4/1	@ St. Louis	103-105	L	3-4

1962

Western Division Finals (4-2)				
3/24	vs. Detroit	132-108	W	1-0
3/25	vs. Detroit	127-112	W	2-0
3/27	@ Detroit	111-106	W	3-0
3/29	@ Detroit	117-118	L	3-1
3/31	vs. Detroit	125-132	L	3-2
4/3	@ Detroit	123-117	W	4-2

NBA Finals (3-4)				
4/7	@ Boston	108-122	L	0-1
4/8	@ Boston	129-122	W	1-1
4/10	vs. Boston	117-115	W	2-1
4/11	vs. Boston	103-115	L	2-2
4/14	@ Boston	126-121	W	3-2
4/16	vs. Boston	105-119	L	3-3
4/18	@ Boston	107-110 (OT)	L	3-4

1963

Western Division Finals (4-3)				
3/31	vs. St. Louis	112-104	W	1-0
4/2	vs. St. Louis	101-99	W	2-0
4/4	@ St. Louis	112-125	L	2-1
4/6	@ St. Louis	114-124	L	2-2
4/7	vs. St. Louis	123-100	W	3-2
4/9	@ St. Louis	113-121	L	3-3
4/11	vs. St. Louis	115-100	W	4-3

NBA Finals (2-4)				
4/14	@ Boston	114-117	L	0-1
4/16	@ Boston	106-116	L	0-2
4/17	vs. Boston	119-99	W	1-2
4/19	vs. Boston	105-108	L	1-3
4/21	@ Boston	126-119	W	2-3
4/24	vs. Boston	109-112	L	2-4

1964

Western Division Semifinals (2-3)				
3/21	@ St. Louis	104-115	L	0-1
3/22	@ St. Louis	90-106	L	0-2
3/25	vs. St. Louis	107-105	W	1-2
3/28	vs. St. Louis	97-88	W	2-2
3/30	@ St. Louis	108-121	L	2-3

1965

Western Division Finals (4-2)				
4/3	vs. Baltimore	121-115	W	1-0
4/5	vs. Baltimore	118-115	W	2-0
4/7	@ Baltimore	115-122	L	2-1
4/9	@ Baltimore	112-114	L	2-2
4/11	@ Baltimore	120-112	W	3-2
4/13	@ Baltimore	117-115	W	4-2

NBA Finals (1-4)				
4/18	@ Boston	110-142	L	0-1
4/19	@ Boston	123-129	L	0-2
4/21	vs. Boston	126-105	W	1-2
4/23	vs. Boston	99-112	L	1-3
4/25	@ Boston	96-129	L	1-4

1966

Western Division Finals (4-3)				
4/1	vs. St. Louis	129-106	W	1-0
4/3	vs. St. Louis	125-116	W	2-0
4/6	@ St. Louis	113-120	L	2-1
4/9	@ St. Louis	107-95	W	3-1
4/10	vs. St. Louis	100-112	L	3-2
4/13	@ St. Louis	127-131	L	3-3
4/15	vs. St. Louis	130-121	W	4-3

NBA Finals (3-4)				
4/17	@ Boston	133-129 (OT)	W	1-0
4/19	@ Boston	109-129	L	1-1
4/20	vs. Boston	106-120	L	1-2
4/22	vs. Boston	117-122	L	1-3
4/24	@ Boston	121-117	W	2-3
4/26	vs. Boston	123-115	W	3-3
4/28	@ Boston	93-95	L	3-4

1967

Western Division Semifinals (0-3)				
3/21	@ San Francisco	108-124	L	0-1
3/23	vs. San Francisco	102-113	L	0-2
3/26	@ San Francisco	115-122	L	0-3

ALL-TIME PLAYOFF SCORES

1968

Western Division Semifinals (4-1)

3/24	vs. Chicago	109-101	W	1-0
3/25	vs. Chicago	111-106	W	2-0
3/27	@ Chicago	98-104	L	2-1
3/29	@ Chicago	93-87	W	3-1
4/31	vs. Chicago	122-99	W	4-1

Western Division Finals (4-0)

4/5	vs. San Francisco	133-105	W	1-0
4/10	vs. San Francisco	115-112	W	2-0
4/11	@ San Francisco	128-124	W	3-0
4/13	@ San Francisco	106-100	W	4-0

NBA Finals (2-4)

4/21	@ Boston	101-107	L	0-1
4/24	@ Boston	123-113	W	1-1
4/26	vs. Boston	119-127	L	1-2
4/28	vs. Boston	119-105	W	2-2
4/30	@ Boston	117-120 (OT)	L	2-3
5/2	vs. Boston	109-124	L	2-4

1969

Western Division Semifinals (4-2)

3/26	vs. San Francisco	94-99	L	0-1
3/28	vs. San Francisco	101-107	L	0-2
3/31	@ San Francisco	115-98	W	1-2
4/2	@ San Francisco	103-88	W	2-2
4/4	vs. San Francisco	103-98	W	3-2
4/5	@ San Francisco	118-78	W	4-2

Western Division Finals (4-1)

4/11	vs. Atlanta	95-93	W	1-0
4/13	vs. Atlanta	104-102	W	2-0
4/15	@ Atlanta	80-99	L	2-1
4/17	@ Atlanta	100-85	W	3-1
4/20	vs. Atlanta	104-96	W	4-1

NBA Finals (3-4)

4/23	vs. Boston	120-118	W	1-0
4/25	vs. Boston	118-112	W	2-0
4/27	@ Boston	105-111	L	2-1
4/29	@ Boston	88-89	L	2-2
5/1	vs. Boston	117-104	W	3-2
5/3	@ Boston	90-99	L	3-3
5/5	vs. Boston	106-108	L	3-4

1970

Western Division Semifinals (4-3)

3/25	vs. Phoenix	128-112	W	1-0
3/29	vs. Phoenix	101-114	L	1-1
4/2	@ Phoenix	98-112	L	1-2
4/4	@ Phoenix	102-112	L	1-3
4/5	vs. Phoenix	138-121	W	2-3
4/7	@ Phoenix	104-93	W	3-3
4/9	vs. Phoenix	129-94	W	4-3

Western Division Finals (4-0)

4/12	@ Atlanta	119-115	W	1-0
4/14	@ Atlanta	105-94	W	2-0
4/16	vs. Atlanta	115-114 (OT)	W	3-0
4/19	vs. Atlanta	133-114	W	4-0

NBA Finals (3-4)

4/24	@ New York	112-124	L	0-1
4/27	@ New York	105-103	W	1-1
4/29	vs. New York	108-111 (OT)	L	1-2
5/1	vs. New York	121-115 (OT)	W	2-2
5/4	@ New York	100-107	L	2-3
5/6	vs. New York	135-113	W	3-3
5/8	@ New York	99-113	L	3-4

1971

Western Conference Semifinals (4-3)

3/24	vs. Chicago	100-99	W	1-0
3/26	vs. Chicago	105-95	W	2-0
3/28	@ Chicago	98-106	L	2-1
3/30	@ Chicago	102-112	L	2-2
4/1	vs. Chicago	115-86	W	3-2
4/4	@ Chicago	99-113	L	3-3
4/6	vs. Chicago	109-98	W	4-3

Western Conference Finals (1-4)

4/9	@ Milwaukee	85-106	L	0-1
4/11	@ Milwaukee	73-91	L	0-2
4/14	vs. Milwaukee	118-107	W	1-2
4/16	vs. Milwaukee	94-117	L	1-3
4/18	@ Milwaukee	98-116	L	1-4

1972

Western Conference Semifinals (4-0)

3/28	vs. Chicago	95-80	W	1-0
3/30	vs. Chicago	131-124	W	2-0
4/2	@ Chicago	108-101	W	3-0
4/4	@ Chicago	108-97	W	4-0

Western Conference Finals (4-2)

4/9	vs. Milwaukee	72-93	L	0-1
4/12	vs. Milwaukee	135-134	W	1-1
4/14	@ Milwaukee	108-105	W	2-1
4/16	@ Milwaukee	88-114	L	2-2
4/18	vs. Milwaukee	115-90	W	3-2
4/22	@ Milwaukee	104-100	W	4-2

NBA Finals (4-1)

4/26	vs. New York	92-114	L	0-1
4/30	vs. New York	106-92	W	1-1
5/3	@ New York	107-96	W	2-1
5/5	@ New York	116-111 (OT)	W	3-1
5/7	vs. New York	114-100	W	4-1

1973

Western Conference Semifinals (4-3)

3/30	vs. Chicago	107-104	W	1-0
4/1	vs. Chicago	108-93	W	2-0
4/6	@ Chicago	86-96	L	2-1
4/8	@ Chicago	94-98	L	2-2
4/10	vs. Chicago	123-102	W	3-2
4/13	@ Chicago	93-101	L	3-3
4/15	vs. Chicago	95-92	W	4-3

Western Conference Finals (4-1)

4/17	vs. Golden State	101-99	W	1-0
4/19	vs. Golden State	104-93	W	2-0
4/21	@ Golden State	126-70	W	3-0
4/23	@ Golden State	109-117	L	3-1
4/25	vs. Golden State	128-118	W	4-1

NBA Finals (1-4)

5/1	vs. New York	115-112	W	1-0
5/3	vs. New York	95-99	L	1-1
5/6	@ New York	83-87	L	1-2
5/8	@ New York	98-103	L	1-3
5/10	vs. New York	93-102	L	1-4

1974

Western Conference Semifinals (1-4)

3/29	@ Milwaukee	95-99	L	0-1
3/31	@ Milwaukee	90-109	L	0-2
4/2	vs. Milwaukee	98-96	W	1-2
4/4	vs. Milwaukee	90-112	L	1-3
4/7	@ Milwaukee	92-114	L	1-4

ALL-TIME PLAYOFF SCORES

1977

Western Conference Semifinals (4-3)

4/20	vs. Golden State	115-106	W	1-0
4/22	vs. Golden State	95-86	W	2-0
4/24	@ Golden State	105-109	L	2-1
4/26	@ Golden State	103-114	L	2-2
4/29	vs. Golden State	112-105	W	3-2
5/1	@ Golden State	106-115	L	3-3
5/4	vs. Golden State	97-84	W	4-3

Western Conference Finals (0-4)

5/6	vs. Portland	109-121	L	0-1
5/8	vs. Portland	97-99	L	0-2
5/10	@ Portland	97-102	L	0-3
5/13	@ Portland	101-105	L	0-4

1978

Western Conference First Round (1-2)

4/12	@ Seattle	90-102	L	0-1
4/14	vs. Seattle	105-99	W	1-1
4/16	@ Seattle	102-111	L	1-2

1979

Western Conference First Round (2-1)

4/10	@ Denver	105-110	L	0-1
4/13	vs. Denver	121-109	W	1-1
4/15	@ Denver	112-111	W	2-1

Western Conference Semifinals (1-4)

4/17	@ Seattle	101-112	L	0-1
4/18	@ Seattle	103-108 (OT)	L	0-2
4/20	vs. Seattle	118-112 (OT)	W	1-2
4/22	vs. Seattle	115-117	L	1-3
4/25	@ Seattle	100-106	L	1-4

1980

Western Conference Semifinals (4-1)

4/8	vs. Phoenix	119-110 (OT)	W	1-0
4/9	vs. Phoenix	131-128 (OT)	W	2-0
4/11	@ Phoenix	108-105	W	3-0
4/13	@ Phoenix	101-127	L	3-1
4/15	vs. Phoenix	126-101	W	4-1

Western Conference Finals (4-1)

4/22	vs. Seattle	108-107	L	0-1
4/23	vs. Seattle	108-99	W	1-1
4/25	@ Seattle	104-100	W	2-1
4/27	@ Seattle	98-93	W	3-1
4/30	vs. Seattle	111-105	W	4-1

NBA Finals (4-2)

5/4	vs. Philadelphia	109-102	W	1-0
5/7	vs. Philadelphia	104-107	L	1-1
5/10	@ Philadelphia	111-101	W	2-1
5/11	@ Philadelphia	102-105	L	2-2
5/14	vs. Philadelphia	108-103	W	3-2
5/16	@ Philadelphia	123-107	W	4-2

1981

Western Conference First Round (1-2)

5/1	vs. Houston	107-111	L	0-1
5/3	@ Houston	111-106	W	1-1
5/5	vs. Houston	86-89	L	1-2

1982

Western Conference Semifinals (4-0)

4/27	vs. Phoenix	115-96	W	1-0
4/28	vs. Phoenix	117-98	W	2-0
4/30	@ Phoenix	114-106	W	3-0
5/2	@ Phoenix	112-107	W	4-0

Western Conference Finals (4-0)

5/9	vs. San Antonio	128-117	W	1-0
5/11	vs. San Antonio	110-101	W	2-0
5/14	@ San Antonio	118-108	W	3-0
5/15	@ San Antonio	128-123	W	4-0

NBA Finals (4-2)

5/27	@ Philadelphia	124-117	W	1-0
5/30	@ Philadelphia	94-110	L	1-1
6/1	vs. Philadelphia	129-108	W	2-1
6/3	vs. Philadelphia	111-101	W	3-1
6/6	@ Philadelphia	102-135	L	3-2
6/8	vs. Philadelphia	114-104	W	4-2

1983

Western Conference Semifinals (4-1)

4/24	vs. Portland	118-97	W	1-0
4/26	vs. Portland	112-106	W	2-0
4/29	@ Portland	115-109 (OT)	W	3-0
5/1	@ Portland	95-108	L	3-1
5/3	vs. Portland	116-108	W	4-1

Western Conference Finals (4-2)

5/8	vs. San Antonio	119-107	W	1-0
5/10	vs. San Antonio	113-122	L	1-1
5/13	@ San Antonio	113-100	W	2-1
5/15	@ San Antonio	129-121	W	3-1
5/18	vs. San Antonio	112-117	L	3-2
5/20	@ San Antonio	101-100	W	4-2

NBA Finals (0-4)

5/22	@ Philadelphia	107-113	L	0-1
5/26	@ Philadelphia	93-103	L	0-2
5/29	vs. Philadelphia	94-111	L	0-3
5/31	vs. Philadelphia	108-115	L	0-4

1984

Western Conference First Round (3-0)

4/18	vs. Kansas City	116-105	W	1-0
4/20	vs. Kansas City	109-102	W	2-0
4/22	@ Kansas City	108-102	W	3-0

Western Conference Semifinals (4-1)

4/28	vs. Dallas	134-91	W	1-0
5/1	vs. Dallas	109-101	W	2-0
5/4	@ Dallas	115-125	L	2-1
5/6	@ Dallas	122-115 (OT)	W	3-1
5/8	vs. Dallas	115-99	W	4-1

Western Conference Finals (4-2)

5/12	vs. Phoenix	110-94	W	1-0
5/15	vs. Phoenix	118-102	W	2-0
5/18	@ Phoenix	127-135 (OT)	L	2-1
5/20	@ Phoenix	126-115	W	3-1
5/23	vs. Phoenix	121-126	L	3-2
5/25	@ Phoenix	99-97	W	4-2

NBA Finals (3-4)

5/27	@ Boston	115-109	W	1-0
5/31	@ Boston	121-124 (OT)	L	1-1
6/3	vs. Boston	137-104	W	2-1
6/6	vs. Boston	125-129 (OT)	L	2-2
6/8	@ Boston	103-121	L	2-3
6/10	vs. Boston	119-108	W	3-3
6/12	@ Boston	102-111	L	3-4

ALL-TIME PLAYOFF SCORES

1985

Western Conference First Round (3-0)

4/18	vs. Phoenix	142-114	W	1-0
4/20	vs. Phoenix	147-130	W	2-0
4/23	@ Phoenix	119-103	W	3-0

Western Conference Semifinals (4-1)

4/27	vs. Portland	105-101	W	1-0
4/30	vs. Portland	134-118	W	2-0
5/3	@ Portland	130-126	W	3-0
5/5	@ Portland	107-115	L	3-1
5/7	vs. Portland	139-120	W	4-1

Western Conference Finals (4-1)

5/11	vs. Denver	139-122	W	1-0
5/14	vs. Denver	114-136	L	1-1
5/17	@ Denver	136-118	W	2-1
5/19	@ Denver	120-116	W	3-1
5/22	vs. Denver	153-109	W	4-1

NBA Finals (4-2)

5/27	@ Boston	114-148	L	0-1
5/30	@ Boston	109-102	W	1-1
6/2	vs. Boston	136-111	W	2-1
6/5	vs. Boston	105-107	L	2-2
6/7	vs. Boston	120-111	W	3-2
6/9	@ Boston	111-100	W	4-2

1986

Western Conference First Round (3-0)

4/17	vs. San Antonio	135-88	W	1-0
4/19	vs. San Antonio	122-94	W	2-0
4/23	@ San Antonio	114-94	W	3-0

Western Conference Semifinals (4-2)

4/27	vs. Dallas	130-116	W	1-0
4/30	vs. Dallas	117-113	W	2-0
5/2	@ Dallas	108-110	L	2-1
5/4	@ Dallas	118-120	L	2-2
5/6	vs. Dallas	116-113	W	3-2
5/8	@ Dallas	120-107	W	4-2

Western Conference Finals (1-4)

5/10	vs. Houston	119-107	W	1-0
5/13	vs. Houston	102-112	L	1-1
5/16	@ Houston	109-117	L	1-2
5/18	@ Houston	95-105	L	1-3
5/21	vs. Houston	112-114	L	1-4

1987

Western Conference First Round (3-0)

4/23	vs. Denver	128-95	W	1-0
4/25	vs. Denver	139-127	W	2-0
4/29	@ Denver	140-103	W	3-0

Western Conference Semifinals (4-1)

5/5	vs. Golden State	125-116	W	1-0
5/7	vs. Golden State	116-101	W	2-0
5/9	@ Golden State	133-108	W	3-0
5/10	@ Golden State	121-139	L	3-1
5/12	vs. Golden State	118-106	W	4-1

Western Conference Finals (4-0)

5/16	vs. Seattle	92-87	W	1-0
5/19	vs. Seattle	112-104	W	2-0
5/23	@ Seattle	122-121	W	3-0
5/25	@ Seattle	133-102	W	4-0

NBA Finals (4-2)

6/2	vs. Boston	126-113	W	1-0
6/4	vs. Boston	141-122	W	2-0
6/7	@ Boston	103-109	L	2-1
6/9	@ Boston	107-106	W	3-1
6/11	@ Boston	108-123	L	3-2
6/14	vs. Boston	106-93	W	4-2

1988

Western Conference First Round (3-0)

4/29	vs. San Antonio	122-110	W	1-0
5/1	vs. San Antonio	130-112	W	2-0
5/3	@ San Antonio	109-107	W	3-0

Western Conference Semifinals (4-3)

5/8	vs. Utah	110-91	W	1-0
5/10	vs. Utah	97-101	L	1-1
5/13	@ Utah	89-96	L	1-2
5/15	@ Utah	113-100	W	2-2
5/17	vs. Utah	111-109	W	3-2
5/19	@ Utah	80-108	L	3-3
5/21	vs. Utah	109-98	W	4-3

Western Conference Finals (4-3)

5/23	vs. Dallas	113-98	W	1-0
5/25	vs. Dallas	123-101	W	2-0
5/27	@ Dallas	94-106	L	2-1
5/29	@ Dallas	104-118	L	2-2
5/31	vs. Dallas	119-102	W	3-2
6/2	@ Dallas	103-105	L	3-3
6/4	vs. Dallas	117-102	W	4-3

NBA Finals (4-3)

6/7	vs. Detroit	103-105	L	0-1
6/9	vs. Detroit	108-96	W	1-1
6/12	@ Detroit	99-86	W	2-1
6/14	@ Detroit	86-111	L	2-2
6/16	@ Detroit	94-104	L	2-3
6/19	vs. Detroit	103-102	W	3-3
6/21	vs. Detroit	108-105	W	4-3

1989

Western Conference First Round (3-0)

4/27	vs. Portland	128-108	W	1-0
4/30	vs. Portland	113-105	W	2-0
5/3	@ Portland	116-108	W	3-0

Western Conference Semifinals (4-0)

5/7	vs. Seattle	113-102	W	1-0
5/10	vs. Seattle	130-108	W	2-0
5/12	@ Seattle	91-86	W	3-0
5/14	@ Seattle	97-95	W	4-0

Western Conference Finals (4-0)

5/20	vs. Phoenix	127-119	W	1-0
5/23	vs. Phoenix	101-95	W	2-0
5/26	@ Phoenix	110-107	W	3-0
5/28	@ Phoenix	122-117	W	4-0

NBA Finals (0-4)

6/6	@ Detroit	97-109	L	0-1
6/8	@ Detroit	105-108	L	0-2
6/11	vs. Detroit	110-114	L	0-3
6/13	vs. Detroit	97-105	L	0-4

1990

Western Conference First Round (3-1)

4/27	vs. Houston	101-89	W	1-0
4/29	vs. Houston	104-100	W	2-0
5/1	@ Houston	108-114	L	2-1
5/3	@ Houston	109-88	W	3-1

Western Conference Semifinals (1-4)

5/8	vs. Phoenix	102-104	L	0-1
5/10	vs. Phoenix	124-100	W	1-1
5/12	@ Phoenix	103-117	L	1-2
5/13	@ Phoenix	101-114	L	1-3
5/15	vs. Phoenix	103-106	L	1-4

ALL-TIME PLAYOFF SCORES

1991

Western Conference First Round (3-0)				
4/25	vs. Houston	94-92	W	1-0
5/27	vs. Houston	109-98	W	2-0
5/30	@ Houston	94-90	W	3-0

Western Conference Semifinals (4-1)				
5/5	vs. Golden State	126-116	W	1-0
5/8	vs. Golden State	124-125	L	1-1
5/10	@ Golden State	115-112	W	2-1
5/12	@ Golden State	123-107	W	3-1
5/14	vs. Golden State	124-119 (OT)	W	4-1

Western Conference Finals (4-2)				
5/18	@ Portland	111-106	W	1-0
5/21	@ Portland	98-109	L	1-1
5/24	vs. Portland	106-92	W	2-1
5/26	vs. Portland	116-95	W	3-1
5/28	@ Portland	84-95	L	3-2
5/30	vs. Portland	91-90	W	4-2

NBA Finals (1-4)				
6/2	@ Chicago	93-91	W	1-0
6/5	@ Chicago	86-107	L	1-1
6/7	vs. Chicago	96-104 (OT)	L	1-2
6/9	vs. Chicago	82-97	L	1-3
6/12	vs. Chicago	101-108	L	1-4

1992

Western Conference First Round (1-3)				
4/23	@ Portland	102-115	L	0-1
4/25	@ Portland	79-101	L	0-2
4/29	vs. Portland	121-119 (OT)	W	1-2
5/3	vs. Portland*	76-102	L	1-3

1993

Western Conference First Round (2-3)				
4/30	@ Phoenix	107-103	W	1-0
5/2	@ Phoenix	86-81	W	2-0
5/4	vs. Phoenix	102-107	L	2-1
5/6	vs. Phoenix	86-101	L	2-2
5/9	@ Phoenix	104-112 (OT)	L	2-3

1995

Western Conference First Round (3-1)				
4/27	@ Seattle	71-96	L	0-1
4/29	@ Seattle	84-82	W	1-1
5/1	vs. Seattle	105-101	W	2-1
5/4	vs. Seattle	114-110	W	3-1

Western Conference Semifinals (2-4)				
5/6	@ San Antonio	94-110	L	0-1
5/8	@ San Antonio	90-97 (OT)	L	0-2
5/12	vs. San Antonio	92-85	W	1-2
5/14	vs. San Antonio	71-80	L	1-3
5/16	@ San Antonio	98-96 (OT)	W	2-3
5/18	vs. San Antonio	88-100	L	2-4

1996

Western Conference First Round (1-3)				
4/25	vs. Houston	83-87	L	0-1
4/27	vs. Houston	104-94	W	1-1
4/30	@ Houston	98-104	L	1-2
5/2	@ Houston	94-102	L	1-3

1997

Western Conference First Round (3-1)				
4/25	vs. Portland	95-77	W	1-0
4/27	vs. Portland	107-93	W	2-0
4/30	@ Portland	90-98	L	2-1
5/2	@ Portland	95-91	W	3-1

Western Conference Semifinals (1-4)				
5/4	@ Utah	77-93	L	0-1
5/6	@ Utah	101-103	L	0-2
5/8	vs. Utah	104-84	W	1-2
5/10	vs. Utah	95-110	L	1-3
5/12	@ Utah	93-98	L	1-4

1998

Western Conference First Round (3-1)				
4/24	vs. Portland	104-102	W	1-0
4/26	vs. Portland	108-99	W	2-0
4/28	@ Portland	94-99	L	2-1
4/30	@ Portland	110-99	W	3-1

Western Conference Semifinals (4-1)				
5/4	@ Seattle	92-106	L	0-1
5/6	@ Seattle	92-68	W	1-1
5/8	vs. Seattle	119-103	W	2-1
5/10	vs. Seattle	112-100	W	3-1
5/12	@ Seattle	110-95	W	4-1

Western Conference Finals (0-4)				
5/16	@ Utah	77-112	L	0-1
5/18	@ Utah	95-99	L	0-2
5/22	vs. Utah	98-109	L	0-3
5/24	vs. Utah	92-96	L	0-4

1999

Western Conference First Round (3-1)				
5/9	vs. Houston	101-100	W	1-0
5/11	vs. Houston	110-98	W	2-0
5/13	@ Houston	88-102	L	2-1
5/15	@ Houston	98-88	W	3-1

Western Conference Semifinals (0-4)				
5/17	@ San Antonio	81-87	L	0-1
5/19	@ San Antonio	76-79	L	0-2
5/22	vs. San Antonio	91-103	L	0-3
5/23	vs. San Antonio	107-118	L	0-4

2000

Western Conference First Round (3-2)				
4/23	vs. Sacramento	117-107	W	1-0
4/27	vs. Sacramento	113-89	W	2-0
4/30	@ Sacramento	91-99	L	2-1
5/2	@ Sacramento	88-101	L	2-2
5/5	vs. Sacramento	113-86	W	3-2

Western Conference Semifinals (4-1)				
5/7	vs. Phoenix	105-77	W	1-0
5/10	vs. Phoenix	97-96	W	2-0
5/12	@ Phoenix	105-99	W	3-0
5/14	@ Phoenix	98-117	L	3-1
5/16	vs. Phoenix	87-65	W	4-1

Western Conference Finals (4-3)				
5/20	vs. Portland	109-94	W	1-0
5/22	vs. Portland	77-106	L	1-1
5/26	@ Portland	93-91	W	2-1
5/28	@ Portland	103-91	W	3-1
5/30	vs. Portland	88-96	L	3-2
6/2	@ Portland	93-103	L	3-3
6/4	vs. Portland	89-84	W	4-3

NBA Finals (4-2)				
6/7	vs. Indiana	104-87	W	1-0
6/9	vs. Indiana	111-104	W	2-0
6/11	@ Indiana	91-100	L	2-1
6/14	@ Indiana	120-118 (OT)	W	3-1
6/16	@ Indiana	87-120	L	3-2
6/19	vs. Indiana	116-111	W	4-2

* Game played in Las Vegas

ALL-TIME PLAYOFF SCORES

2001

Western Conference First Round (3-0)				
4/22	vs. Portland	106-93	W	1-0
4/26	vs. Portland	106-88	W	2-0
4/29	@ Portland	99-86	W	3-0

Western Conference Semifinals (4-0)				
5/6	vs. Sacramento	108-105	W	1-0
5/8	vs. Sacramento	96-90	W	2-0
5/11	@ Sacramento	103-81	W	3-0
5/13	@ Sacramento	119-113	W	4-0

Western Conference Finals (4-0)				
5/19	@ San Antonio	104-90	W	1-0
5/21	@ San Antonio	88-81	W	2-0
5/25	vs. San Antonio	111-72	W	3-0
5/27	vs. San Antonio	111-82	W	4-0

NBA Finals (4-1)				
6/6	vs. Philadelphia	101-107 (OT)	L	0-1
6/8	vs. Philadelphia	98-89	W	1-1
6/10	@ Philadelphia	96-91	W	2-1
6/13	@ Philadelphia	100-86	W	3-1
6/15	@ Philadelphia	108-96	W	4-1

2002

Western Conference First Round (3-0)				
4/21	vs. Portland	95-87	W	1-0
4/25	vs. Portland	103-96	W	2-0
4/28	@ Portland	92-91	W	3-0

Western Conference Semifinals (4-1)				
5/5	vs. San Antonio	86-80	W	1-0
5/7	vs. San Antonio	85-88	L	1-1
5/10	@ San Antonio	99-89	W	2-1
5/12	@ San Antonio	87-85	W	3-1
5/14	vs. San Antonio	93-87	W	4-1

Western Conference Finals (4-3)				
5/18	@ Sacramento	106-99	W	1-0
5/20	@ Sacramento	90-96	L	1-1
5/24	vs. Sacramento	90-103	L	1-2
5/26	vs. Sacramento	100-99	W	2-2
5/28	@ Sacramento	91-92	L	2-3
5/31	vs. Sacramento	106-102	W	3-3
6/2	@ Sacramento	112-106 (OT)	W	4-3

NBA Finals (4-0)				
6/5	vs. New Jersey	99-94	W	1-0
6/7	vs. New Jersey	106-83	W	2-0
6/9	@ New Jersey	106-103	W	3-0
6/12	@ New Jersey	113-107	W	4-0

2003

Western Conference First Round (4-2)				
4/20	@ Minnesota	117-98	W	1-0
4/22	@ Minnesota	91-119	L	1-1
4/24	vs. Minnesota	110-114 (OT)	L	1-2
4/27	vs. Minnesota	102-97	W	2-2
4/29	@ Minnesota	120-90	W	3-2
5/1	vs. Minnesota	101-85	W	4-2

Western Conference Semifinals (2-4)				
5/5	@ San Antonio	82-87	L	0-1
5/7	@ San Antonio	95-114	L	0-2
5/9	vs. San Antonio	110-95	W	1-2
5/11	vs. San Antonio	99-95	W	2-2
5/13	@ San Antonio	94-96	L	2-3
5/15	vs. San Antonio	82-110	L	2-4

2004

Western Conference First Round (4-1)				
4/17	vs. Houston	72-71	W	1-0
4/19	vs. Houston	98-84	W	2-0
4/23	@ Houston	91-102	L	2-1
4/25	@ Houston	92-88	W	3-1
4/28	vs. Houston	97-78	W	4-1

Western Conference Semifinals (4-2)				
5/2	@ San Antonio	78-88	L	0-1
5/5	@ San Antonio	85-95	L	0-2
5/9	vs. San Antonio	105-81	W	1-2
5/11	vs. San Antonio	98-90	W	2-2
5/13	@ San Antonio	74-73	W	3-2
5/15	vs. San Antonio	88-76	W	4-2

Western Conference Finals (4-2)				
5/21	@ Minnesota	97-88	W	1-0
5/23	@ Minnesota	71-89	L	1-1
5/25	vs. Minnesota	100-89	W	2-1
5/27	vs. Minnesota	92-85	W	3-1
5/29	@ Minnesota	96-98	L	3-2
5/31	vs. Minnesota	96-90	W	4-2

NBA Finals (1-4)				
6/6	vs. Detroit	75-87	L	0-1
6/8	vs. Detroit	99-91	W	1-1
6/10	@ Detroit	68-88	L	1-2
6/13	@ Detroit	80-88	L	1-3
6/15	@ Detroit	87-100	L	1-4

2006

Western Conference First Round (3-4)				
4/23	@ Phoenix	102-107	L	0-1
4/26	@ Phoenix	99-93	W	1-1
4/28	vs. Phoenix	99-92	W	2-1
4/30	vs. Phoenix	99-98 (OT)	W	3-1
5/2	@ Phoenix	97-114	L	3-2
5/4	vs. Phoenix	118-126 (OT)	L	3-3
5/6	@ Phoenix	90-121	L	3-4

2007

Western Conference First Round (1-4)				
4/22	@ Phoenix	87-95	L	0-1
4/24	@ Phoenix	88-126	L	0-2
4/26	vs. Phoenix	95-89	W	1-2
4/29	vs. Phoenix	100-113	L	1-3
5/2	@ Phoenix	110-119	L	1-4

2008

Western Conference First Round (4-0)				
4/20	vs. Denver	128-114	W	1-0
4/23	vs. Denver	122-107	W	2-0
4/26	@ Denver	102-84	W	3-0
4/28	@ Denver	107-101	W	4-0

Western Conference Semifinals (4-2)				
5/4	vs. Utah	109-98	W	1-0
5/7	vs. Utah	120-110	W	2-0
5/9	@ Utah	99-104	L	2-1
5/11	@ Utah	115-123 (OT)	L	2-2
5/14	vs. Utah	111-104	W	3-2
5/16	@ Utah	108-105	W	4-2

Western Conference Finals (4-1)				
5/21	vs. San Antonio	89-85	W	1-0
5/23	vs. San Antonio	101-71	W	2-0
5/25	@ San Antonio	84-103	L	2-1
5/27	@ San Antonio	93-91	W	3-1
5/29	vs. San Antonio	100-92	W	4-1

NBA Finals (2-4)				
6/5	@ Boston	88-98	L	0-1
6/8	@ Boston	102-108	L	0-2
6/10	vs. Boston	87-81	W	1-2
6/12	vs. Boston	91-97	L	1-3
6/15	vs. Boston	103-98	W	2-3
6/17	@ Boston	92-131	L	2-4

ALL-TIME PLAYOFF SCORES

2009

Western Conference First Round (4-1)

4/19	vs. Utah	113-100	W	1-0
4/21	vs. Utah	119-109	W	2-0
4/23	@ Utah	86-88	L	2-1
4/25	@ Utah	108-94	W	3-1
4/27	@ Utah	107-96	W	4-1

Western Conference Semifinals (4-3)

5/4	vs. Houston	92-100	L	0-1
5/6	vs. Houston	111-98	W	1-1
5/8	@ Houston	108-94	W	2-1
5/10	@ Houston	87-99	L	2-2
5/12	vs. Houston	118-78	W	3-2
5/14	@ Houston	80-95	L	3-3
5/17	vs. Houston	89-70	W	4-3

Western Conference Finals (4-2)

5/19	vs. Denver	105-103	W	1-0
5/21	vs. Denver	103-106	L	1-1
5/23	@ Denver	103-97	W	2-1
5/25	@ Denver	101-120	L	2-2
5/27	vs. Denver	103-94	W	3-2
5/29	@ Denver	119-92	W	4-2

NBA Finals (4-1)

6/4	vs. Orlando	100-75	W	1-0
6/7	vs. Orlando	101-96 (OT)	W	2-0
6/9	@ Orlando	104-108	L	2-1
6/11	@ Orlando	99-91 (OT)	W	3-1
6/14	@ Orlando	99-86	W	4-1

2010

Western Conference First Round (4-2)

4/18	vs. Oklahoma City	87-79	W	1-0
4/20	vs. Oklahoma City	95-92	W	2-0
4/22	@ Oklahoma City	96-101	L	2-1
4/24	@ Oklahoma City	89-110	L	2-2
4/27	vs. Oklahoma City	111-87	W	3-2
4/30	@ Oklahoma City	95-94	W	4-2

Western Conference Semifinals (4-0)

5/2	vs. Utah	104-99	W	1-0
5/4	vs. Utah	111-103	W	2-0
5/8	@ Utah	111-110	W	3-0
5/10	@ Utah	111-96	W	4-0

Western Conference Finals (4-2)

5/17	vs. Phoenix	128-107	W	1-0
5/19	vs. Phoenix	124-112	W	2-0
5/23	@ Phoenix	109-118	L	2-1
5/25	@ Phoenix	106-115	L	2-2
5/27	vs. Phoenix	103-101	W	3-2
5/29	@ Phoenix	111-103	W	4-2

NBA Finals (4-3)

6/3	vs. Boston	102-89	W	1-0
6/6	vs. Boston	94-103	L	1-1
6/8	@ Boston	91-84	W	2-1
6/10	@ Boston	89-96	L	2-2
6/13	@ Boston	86-92	L	2-3
6/15	vs. Boston	89-67	W	3-3
6/17	vs. Boston	83-79	W	4-3

2011

Western Conference First Round (4-2)

4/17	vs. New Orleans	100-109	L	0-1
4/20	vs. New Orleans	87-78	W	1-1
4/22	@ New Orleans	100-86	W	2-1
4/24	@ New Orleans	88-93	L	2-2
4/26	vs. New Orleans	106-90	W	3-2
4/28	@ New Orleans	98-80	W	4-2

Western Conference Semifinals (0-4)

5/2	vs. Dallas	94-96	L	0-1
5/4	vs. Dallas	81-93	L	0-2
5/6	@ Dallas	92-98	L	0-3
5/8	@ Dallas	86-122	L	0-4

2012

Western Conference First Round (4-3)

4/29	vs. Denver	103-88	W	1-0
5/1	vs. Denver	104-100	W	2-0
5/4	@ Denver	84-99	L	2-1
5/6	@ Denver	92-88	W	3-1
5/8	vs. Denver	99-102	L	3-2
5/10	@ Denver	96-113	L	3-3
5/12	vs. Denver	96-87	W	4-3

Western Conference Semifinals (1-4)

5/14	@ Oklahoma City	90-119	L	0-1
5/16	@ Oklahoma City	75-77	L	0-2
5/18	vs. Oklahoma City	99-96	W	1-2
5/19	vs. Oklahoma City	100-103	L	1-3
5/21	@ Oklahoma City	90-106	L	1-4

2013

Western Conference First Round (0-4)

4/21	@ San Antonio	79-91	L	0-1
4/24	@ San Antonio	91-102	L	0-2
4/26	vs. San Antonio	89-120	L	0-3
4/28	vs. San Antonio	82-103	L	1-4

2020

(All games played in Orlando, FL)

Western Conference First Round (4-1)

8/18	vs. Portland	93-100	L	0-1
8/20	vs. Portland	111-88	W	1-1
8/22	@ Portland	116-108	W	2-1
8/24	@ Portland	135-115	W	3-1
8/29	vs. Portland	131-122	W	4-1

Western Conference Semifinals (4-1)

9/4	vs. Houston	97-112	L	0-1
9/6	vs. Houston	117-109	W	1-1
9/8	@ Houston	112-110	W	2-1
9/10	@ Houston	110-100	W	3-1
9/12	vs. Houston	119-96	W	4-1

Western Conference Finals (4-1)

9/18	vs. Denver	126-114	W	1-0
9/20	vs. Denver	105-103	W	2-0
9/22	@ Denver	106-114	L	2-1
9/24	@ Denver	114-108	W	3-1
9/26	vs. Denver	117-107	W	4-1

NBA Finals (4-2)

9/30	vs. Miami	116-98	W	1-0
10/2	vs. Miami	124-114	W	2-0
10/4	@ Miami	104-115	L	2-1
10/6	@ Miami	102-96	W	3-1
10/9	vs. Miami	108-111	L	3-2
10/11	@ Miami	106-93	W	4-2



THE OPPONENTS

- | | |
|----------------------------------|-----------------------------------|
| 308 Atlanta Hawks | 323 Milwaukee Bucks |
| 309 Boston Celtics | 324 Minnesota Timberwolves |
| 310 Brooklyn Nets | 325 New Orleans Pelicans |
| 311 Charlotte Hornets | 326 New York Knicks |
| 312 Chicago Bulls | 327 Oklahoma City Thunder |
| 313 Cleveland Cavaliers | 328 Orlando Magic |
| 314 Dallas Mavericks | 329 Philadelphia 76ers |
| 315 Denver Nuggets | 330 Phoenix Suns |
| 316 Detroit Pistons | 331 Portland Trail Blazers |
| 317 Golden State Warriors | 332 Sacramento Kings |
| 318 Houston Rockets | 333 San Antonio Spurs |
| 319 Indiana Pacers | 334 Toronto Raptors |
| 320 LA Clippers | 335 Utah Jazz |
| 321 Memphis Grizzlies | 336 Washington Wizards |
| 322 Miami HEAT | |

ATLANTA HAWKS

101 Marietta St. NW, Suite 1900, Atlanta, GA 30303
 phone: (404) 878-3800 / www.hawks.com



BASKETBALL DIRECTORY / GENERAL INFORMATION

Principal Owner & Chair of Board of Directors/NBA Governor:
 Tony Ressler
President of Basketball Operations & GM: Travis Schlenk
Head Coach: Lloyd Pierce
Assistant Coaches: Nate McMillan, Melvin Hunt, Chris Jent, Marlon Garnett, Matt Hill
Head Athletic Trainer: Scottie Parker
Public Relations: Garin Narain, Jon Steinberg, Jelani Downing
Home Court: State Farm Arena (16,888) - opened in 1999
Colors: Torch Red, Infinity Black, Legacy Yellow, Granite Gray
Radio: 92.9 FM The Game - Steve Holman, Mike Conti
Television: FOX Sports Southeast - Bob Rathbun, Dominique Wilkins, Kelly Crull

FRANCHISE TIMELINE / LAKERS RECORD

Tri-Cities Blackhawks	(founded 1949-50)	W/L: 12-0
Milwaukee Hawks	(founded 1951-52)	W/L: 30-12
St. Louis Hawks	(founded 1955-56)	W/L: 68-79
Atlanta Hawks	(founded 1968-69)	W/L: 82-49

ALL-TIME WIN / LOSS

	Home	Away	Neutral	Overall
Minneapolis Era	22-15	18-25	21-14	61-54
Los Angeles Era	75-34	53-51	3-1	131-86
All-Time Totals	96-49	71-75	24-15	192-140
<i>Lakers vs. Atlanta</i>	<i>48-18</i>	<i>34-31</i>	<i>-</i>	<i>82-49</i>

2019-20 RESULTS

11/17/19	vs. Atlanta	122-101 (W)
12/15/19	@ Atlanta	101-96 (W)

2020-21 MEETINGS

2/1/21	@ Atlanta	4:30 pm
TBD	One remaining matchup in '20-21	

LAKERS 2019-20 STATISTICS VS. ATLANTA

	G	GS	MIN	FG	FGA	FG%	3FG	3FGA	3FG%	FT	FTA	FT%	OFF	DEF	TOT	AST	PF	DQ	STL	TO	BLK	PTS	AVG
James	2	2	70	25	42	.595	10	20	.500	5	8	.625	1	19	20	19	2	0	2	4	4	65	32.5
Davis	2	2	64	16	37	.432	0	8	.000	9	12	.750	2	12	14	8	6	0	1	9	7	41	20.5
Kuzma	1	0	26	6	14	.429	3	6	.500	2	2	1.000	2	3	5	1	2	0	0	1	1	17	17.0
Rondo	2	0	50	9	19	.474	3	7	.429	5	5	1.000	2	7	9	8	3	0	3	4	0	26	13.0
Caldwell-Pope	2	2	48	10	19	.526	0	4	.000	4	6	.667	2	2	4	3	1	0	2	4	0	24	12.0
Green	2	2	45	6	15	.400	3	11	.273	6	6	1.000	3	9	12	2	1	0	5	1	2	21	10.5
Caruso	2	0	36	5	9	.556	1	4	.250	2	2	1.000	1	2	3	2	5	0	1	1	0	13	6.5
Bradley	1	0	24	1	6	.167	0	2	.000	1	2	.500	0	0	0	1	4	0	3	3	0	3	3.0
McGee	2	2	31	2	4	.500	0	0	---	1	2	.500	5	7	12	1	3	0	3	5	3	5	2.5
Howard	2	0	47	1	1	1.000	0	0	---	2	4	.500	4	12	16	2	9	0	1	4	6	4	2.0
Daniels	1	0	16	1	5	.200	0	4	.000	0	0	---	1	1	2	0	3	0	0	0	0	2	2.0
Cook	1	0	5	1	2	.500	0	0	---	0	0	---	0	0	0	0	0	0	2	2	0	2	2.0
Dudley	2	0	20	0	0	---	0	0	---	0	0	---	0	1	1	0	4	0	1	0	0	0	0.0

CURRENT STREAK

Won 2

LAST ROAD LOSS

2/12/19 (113-117)

FEWEST POINTS SCORED*

74 vs. St. Louis, 12/29/55
 75 @ Atlanta, 2/28/97

CURRENT HOME STREAK

Won 4

LARGEST WINNING MARGIN

47 vs. Milwaukee, 12/16/51 (99-52)
 46 vs. Atlanta, 1/9/04 (113-67)

FEWEST POINTS ALLOWED*

67 vs. Milwaukee, 11/6/54
 67 vs. Atlanta, 1/9/04

CURRENT ROAD STREAK

Won 1

LARGEST LOSING MARGIN

43 @ St. Louis, 2/14/59 (96-139)
 29 vs. Atlanta, 3/4/16 (77-106)

HIGH INDIV. GAME (LAKERS)

52, E. Baylor vs. St. Louis, 12/13/61
 52, E. Baylor vs. St. Louis, 12/11/61
 42, J. West vs. Atlanta, 2/12/70

LAST HOME WIN

11/17/19 (122-101)

MOST POINTS SCORED

141 vs. Atlanta, 2/14/86

HIGH INDIV. GAME (HAWKS)

49, B. Pettit vs. St. Louis, 12/13/61
 48, J. Drew vs. Atlanta, 2/12/78

LAST ROAD WIN

12/15/19 (101-96)

MOST POINTS ALLOWED

139 @ St. Louis, 2/14/59
 129 @ Atlanta, 10/11/73

LAST HOME LOSS

3/4/16 (77-106)

* since introduction of the shot clock in 1954-55

226 Causeway St., 4th Floor, Boston, MA 02114
 phone: (617) 854-8000 / fax: (617) 523-5949 / www.celtics.com

BASKETBALL DIRECTORY / GENERAL INFORMATION

Managing Partner, Governor & CEO: Wyc Grousbeck
President: Rich Gotham
President of Basketball Operations: Danny Ainge
Head Coach: Brad Stevens
Assistant Coaches: Jay Larranaga, Jamie Young, Jerome Allen, Scott Morrison, Joe Mazzulla, Brandon Bailey, Tony Dobbins
Head Athletic Trainer: Art Horne
Communications: Christian Megliola, Jeff Twiss, Heather Walker, Brian Olive, Brandon Chinn
Home Court: TD Garden (19,156) - opened in 1995
Colors: Green, Gold, Black, Brown, Beige and White
Radio: 98.5 FM The Sports Hub - Sean Grande, Cedric Maxwell
Television: NBC Sports Boston - Mike Gorman, Brian Scalabrine



FRANCHISE TIMELINE

Boston Celtics (founded 1946-47)

ALL-TIME WIN / LOSS

	Home	Away	Neutral	Overall
Minneapolis Era	22-8	10-27	5-19	37-54
Los Angeles Era	54-44	40-55	0-8	94-107
All-Time Totals	76-52	50-82	5-27	131-161

2019-20 RESULTS

1/20/20 @ Boston 107-139 (L)
 2/23/20 vs. Boston 114-112 (W)

2020-21 MEETINGS

1/30/21 @ Boston 5:30 pm (ABC)
 TBD One remaining matchup in '20-21

LAKERS 2019-20 STATISTICS VS. BOSTON

	G	GS	MIN	FG	FGA	FG%	3FG	3FGA	3FG%	FT	FTA	FT%	OFF	DEF	TOT	AST	PF	DQ	STL	TO	BLK	PTS	AVG
James	2	2	65	14	31	.452	4	12	.333	12	17	.706	3	12	15	22	5	0	0	6	0	44	22.0
Davis	2	2	62	13	32	.406	3	5	.600	12	15	.800	7	10	17	5	8	0	1	8	4	41	20.5
Kuzma	2	0	51	10	25	.400	1	7	.143	8	11	.727	2	5	7	0	3	0	1	4	1	29	14.5
McGee	2	2	31	9	12	.750	1	2	.500	3	4	.750	2	11	13	0	4	0	0	2	3	22	11.0
Howard	2	0	34	7	10	.700	0	0	---	5	7	.714	6	11	17	0	9	0	1	2	1	19	9.5
Rondo	2	0	42	6	11	.545	1	3	.333	4	6	.667	2	1	3	8	2	0	5	2	0	17	8.5
Caldwell-Pope	2	0	50	6	13	.462	2	7	.286	0	0	---	0	2	2	2	4	0	2	1	1	14	7.0
Bradley	2	2	52	5	11	.455	1	4	.250	0	0	---	0	3	3	3	2	0	2	1	0	11	5.5
Green	2	2	47	3	10	.300	3	10	.300	1	1	1.000	0	3	3	0	3	0	0	1	1	10	5.0
Cook	1	0	5	1	4	.250	1	1	1.000	1	3	.333	1	1	2	0	0	0	0	0	0	4	4.0
Caruso	2	0	25	3	11	.273	0	6	.000	1	2	.500	0	0	0	1	3	0	1	0	1	7	3.5
Daniels	1	0	14	1	5	.200	1	3	.333	0	0	---	0	0	0	1	2	0	1	0	0	3	3.0
Dudley	1	0	5	0	0	---	0	0	---	0	0	---	0	0	0	0	0	0	0	1	0	0	0.0

CURRENT STREAK

Won 1

LAST HOME LOSS

3/9/19 (107-120)

MOST POINTS ALLOWED

173 @ Boston, 2/27/59
 140 @ Boston, 12/17/60

CURRENT HOME STREAK

Won 1

LAST ROAD LOSS

1/20/20 (107-139)

FEWEST POINTS SCORED*

75 @ Boston, 11/11/55
 78 @ Boston, 11/27/63

CURRENT ROAD STREAK

Lost 1

LARGEST WINNING MARGIN

37 @ Boston, 2/11/68 (141-104)

FEWEST POINTS ALLOWED*

73 @ Boston, 3/16/69

LAST HOME WIN

2/23/20 (114-112)

LARGEST LOSING MARGIN

44 @ Boston, 11/11/55 (75-119)
 36 @ Boston, 11/27/63 (78-114)

HIGH INDIV. GAME (LAKERS)

64, E. Baylor vs. Boston, 11/8/59
 50, E. Baylor @ Boston, 2/13/63

LAST ROAD WIN

2/7/19 (129-128)

MOST POINTS SCORED

141 @ Boston, 2/11/68

HIGH INDIV. GAME (CELTICS)

46, E. Macauley @ Boston, 3/6/53
 42, P. Pierce vs. Boston, 3/13/01

* since introduction of the shot clock in 1954-55

BROOKLYN NETS



168 39th St., 7th Floor, Brooklyn, NY 11232
 phone: (718) 933-3000 / www.brooklynnets.com

BASKETBALL DIRECTORY / GENERAL INFORMATION

Governor: Joe Tsai
General Manager: Sean Marks
Head Coach: Steve Nash
Assistant Coaches: Jacque Vaughn, Mike D'Antoni, Ime Udoka, Adam Harrington, Jordan Ott, Tiago Splitter, Royal Ivey, Ryan Forehan-Kelly
Head Athletic Trainer: Sebastien Poirier
Public Relations: Aaron Harris, Eli Pearlstein, Mitch Heckart, Megan Walsh
Home Court: Barclays Center (17,732) - opened in 2012
Colors: Black and White
Radio: WFAN (660 AM / 101.9 FM) - Chris Carrino, Tim Capstraw
Television: YES Network - Ian Eagle, Ryan Ruocco, Sarah Kustok, Richard Jefferson, Michael Grady

FRANCHISE TIMELINE

New York Nets	(founded 1976-77)	W/L: 4-0
New Jersey Nets	(founded 1977-78)	W/L: 52-19
Brooklyn Nets	(founded 2012-13)	W/L: 9-7

ALL-TIME WIN / LOSS

	Home	Away	Neutral	Overall
Lakers vs. Nets	34-12	31-14	-	65-26

2019-20 RESULTS

1/23/20	@ Brooklyn	128-113	(W)
3/10/20	vs. Brooklyn	102-104	(L)

2020-21 MEETINGS

2/18/21	vs. Brooklyn	4:00 pm (TNT)
TBD	One remaining matchup in '20-21	

LAKERS 2019-20 STATISTICS VS. BROOKLYN

	G	GS	MIN	FG	FGA	FG%	3FG	3FGA	3FG%	FT	FTA	FT%	OFF	DEF	TOT	AST	PF	DQ	STL	TO	BLK	PTS	AVG
James	2	2	48	23	41	.561	7	15	.467	3	7	.429	3	20	23	19	1	0	2	8	1	56	28.0
Davis	2	2	63	13	28	.464	5	11	.455	11	13	.846	3	16	19	4	7	0	1	3	2	42	21.0
Kuzma	2	0	51	11	18	.611	3	7	.429	5	5	1.000	0	7	7	2	6	0	1	5	0	30	15.0
Howard	1	1	23	7	10	.700	0	0	---	0	3	.000	6	6	12	1	1	0	2	1	1	14	14.0
Green	2	2	48	7	14	.500	6	11	.545	0	0	---	0	3	3	4	4	0	4	0	1	20	10.0
Caldwell-Pope	2	0	53	6	12	.500	4	7	.571	2	3	.667	0	7	7	3	4	0	0	4	1	18	9.0
Dudley	1	0	17	3	6	.500	2	3	.667	0	0	---	1	4	5	0	0	0	2	0	1	8	8.0
Bradley	2	2	51	5	19	.263	2	13	.154	0	0	---	0	3	3	3	4	0	1	1	0	12	6.0
Caruso	2	0	25	4	9	.444	3	4	.750	0	0	---	1	3	4	2	1	0	1	2	0	11	5.5
Rondo	2	0	39	4	10	.400	2	5	.400	0	0	---	0	5	5	12	4	0	0	4	0	10	5.0
McGee	1	1	17	2	5	.400	0	0	---	0	0	---	1	2	3	0	3	0	1	0	1	4	4.0
Daniels	1	0	8	1	3	.333	0	1	.000	1	1	1.000	1	0	1	1	0	0	0	0	1	3	3.0
Cook	1	0	3	1	4	.250	0	0	---	0	0	---	0	0	0	0	0	0	0	0	0	2	2.0
Morris	1	0	15	0	2	.000	0	1	.000	0	0	---	3	3	6	1	2	0	1	1	1	0	0.0

CURRENT STREAK

Lost 1

LAST ROAD LOSS

12/18/18 (110-115)

FEWEST POINTS ALLOWED

80 vs. New Jersey, 11/26/99

CURRENT HOME STREAK

Lost 2

LARGEST WINNING MARGIN

27 vs. New Jersey, 11/25/08 (120-93)

HIGH INDIV. GAME (LAKERS)

50, S. O'Neal @ New Jersey, 4/2/98

CURRENT ROAD STREAK

Won 1

LARGEST LOSING MARGIN

27 @ New Jersey, 12/19/02 (71-98)

HIGH INDIV. GAME (NETS)

50, S. Marbury @ New Jersey, 2/13/01

LAST HOME WIN

11/3/17 (124-112)

MOST POINTS SCORED

147 vs. New Jersey, 11/25/83

LAST ROAD WIN

1/23/20 (128-113)

MOST POINTS ALLOWED

123 vs. New Jersey, 11/25/83

LAST HOME LOSS

3/10/20 (102-104)

FEWEST POINTS SCORED

71 @ New Jersey, 12/19/02

333 E. Trade Street, Charlotte, NC 28202
 phone: (704) 688-8600 / www.hornets.com



BASKETBALL DIRECTORY / GENERAL INFORMATION

Chairman: Michael Jordan
Managing Partner: Curtis Polk
President, Vice Chairman & Alternate Governor: Fred Whitfield
President of Basketball Operations & GM: Mitch Kupchak
Assistant General Manager: Buzz Peterson
Head Coach: James Borrego
Assistant Coaches: Jay Triano, Chad Iske, Jay Hernandez, Ronald Nored, Dutch Gaitley, Nate Mitchell, Nick Friedman
Head Athletic Trainer: Joe Sharpe
Communications: Mike Cristaldi, Josh Rosen, Brian Travis, Maggie Yang
Home Court: Spectrum Center (19,077) - opened in 2005
Colors: Purple, Teal, Black, Cool Gray and Light Blue
Radio: WFNZ - Sam Farber
Television: Fox Sports Southeast - Eric Collins, Dell Curry, Ashley ShahAhmadi

FRANCHISE TIMELINE

Charlotte Hornets	(founded 1988-89)	W/L: 21-8
Charlotte Bobcats	(founded 2004-05)	W/L: 10-9
Charlotte Hornets	(founded 2014-15)	W/L: 5-6

ALL-TIME WIN / LOSS

Lakers vs. Hornets	Home 20-11	Away 16-12	Neutral -	Overall 36-23
--------------------	---------------	---------------	--------------	------------------

2019-20 RESULTS

10/27/19	vs. Charlotte	120-101 (W)
3/21/20	@ Charlotte	Canceled

2020-21 MEETINGS

TBD Two remaining matchups in '20-21

LAKERS 2019-20 STATISTICS VS. CHARLOTTE

	G	GS	MIN	FG	FGA	FG%	3FG	3FGA	3FG%	FT	FTA	FT%	OFF	DEF	TOT	AST	PF	DQ	STL	TO	BLK	PTS	AVG
Davis	1	1	32	10	19	.526	3	5	.600	6	6	1.000	2	12	14	3	3	0	1	5	3	29	29.0
James	1	1	35	7	14	.500	1	3	.333	5	5	1.000	1	5	6	12	0	0	1	4	0	20	20.0
Howard	1	0	23	8	8	1.000	0	0	---	0	2	.000	3	7	10	1	3	0	0	1	4	16	16.0
Cook	1	0	24	5	9	.556	2	4	.500	0	0	---	1	2	3	8	3	0	0	0	0	12	12.0
Caldwell-Pope	1	0	19	4	8	.500	2	4	.500	0	0	---	1	0	1	2	1	0	1	1	0	10	10.0
McGee	1	1	16	5	8	.625	0	0	---	0	1	.000	2	2	4	1	2	0	1	0	0	10	10.0
Bradley	1	1	28	4	7	.571	0	3	.000	0	0	---	0	1	1	0	2	0	1	1	0	8	8.0
Green	1	1	26	2	10	.200	1	5	.200	0	0	---	0	4	4	2	2	0	0	0	0	5	5.0
Caruso	1	0	13	2	3	.667	1	2	.500	0	0	---	0	2	2	1	3	0	1	1	1	5	5.0
Daniels	1	0	12	2	6	.333	1	5	.200	0	0	---	0	0	0	0	1	0	1	0	0	5	5.0
Dudley	1	0	7	0	1	.000	0	0	---	0	0	---	0	1	1	0	2	0	0	0	0	0	0.0
Norvell Jr.	1	0	2	0	0	---	0	0	---	0	0	---	0	0	0	0	0	0	0	0	0	0	0.0
Antetokounmpo	1	0	2	0	0	---	0	0	---	0	0	---	0	1	1	0	0	0	0	0	0	0	0.0

CURRENT STREAK

Won 3

LAST HOME LOSS

1/5/18 (94-108)

MOST POINTS ALLOWED

141 @ Charlotte, 11/24/93

CURRENT HOME STREAK

Won 2

LAST ROAD LOSS

12/20/16 (113-117)

FEWEST POINTS SCORED

78 @ Charlotte, 11/6/96

CURRENT ROAD STREAK

Won 2

LARGEST WINNING MARGIN

41 @ Charlotte, 3/12/02 (107-66)

FEWEST POINTS ALLOWED

66 vs. Charlotte, 3/12/02

LAST HOME WIN

10/27/19 (120-101)

LARGEST LOSING MARGIN

20 @ Charlotte, 2/14/11 (109-89)

HIGH INDIV. GAME (LAKERS)

58, K. Bryant @ Charlotte, 12/29/06 (30T)

LAST ROAD WIN

12/15/18 (128-100)

MOST POINTS SCORED

129 vs. Charlotte, 3/29/19

HIGH INDIV. GAME (HORNETS)

40, A. Jefferson vs. Charlotte, 1/31/14

CHICAGO BULLS

1901 West Madison Street, Chicago, IL 60612
 phone: (312) 455-4000 / www.bulls.com



BASKETBALL DIRECTORY / GENERAL INFORMATION

Chairman/Alternate NBA Governor: Jerry Reinsdorf
President & COO/NBA Governor: Michael Reinsdorf
Executive VP, Basketball Operations: Arturas Karnisovas
General Manager: Marc Eversley
Head Coach: Billy Donovan
Assistant Coaches: Maurice Cheeks, Chris Fleming, Josh Longstaff, John Bryant, Damian Cotter, Billy Schmidt
Head Athletic Trainer: Todd Campbell
Public & Media Relations: Tim Hallam, Matt Yob, Beth Grady, Kristen Deahl
Home Court: United Center (20,917) - opened in 1994
Colors: Red, Black and White
Radio: WLS (AM 890) - Chuck Swirsky, Bill Wennington
Spanish Radio: TUDN, Univision Sports Chicago (1200 AM) - Omar Ramos, Miguel Esparza
Television: NBC Sports Chicago - Adam Amin, Stacey King

FRANCHISE TIMELINE

Chicago Bulls (founded 1966-67)

ALL-TIME WIN / LOSS

	Home	Away	Neutral	Overall
Lakers vs. Bulls	49-28	41-34	2-1	92-63

2019-20 RESULTS

11/5/19 @ Chicago 118-112 (W)
 4/7/20 vs. Chicago Canceled

2020-21 MEETINGS

1/8/21 vs. Chicago 7:00 pm
 1/23/21 @ Chicago 5:00 pm

LAKERS 2019-20 STATISTICS VS. CHICAGO

	G	GS	MIN	FG	FGA	FG%	3FG	3FGA	3FG%	FT	FTA	FT%	OFF	DEF	TOT	AST	PF	DQ	STL	TO	BLK	PTS	AVG
James	1	1	35	10	19	.526	2	6	.333	8	9	.889	0	10	10	11	3	0	2	2	1	30	30.0
Cook	1	0	26	6	9	.667	3	4	.750	2	3	.667	2	2	4	2	0	0	1	1	1	17	17.0
Davis	1	1	31	6	15	.400	1	2	.500	2	2	1.000	3	4	7	3	4	0	1	3	3	15	15.0
Kuzma	1	0	21	7	16	.438	1	8	.125	0	1	0.000	0	4	4	0	1	0	0	3	1	15	15.0
McGee	1	1	17	4	4	1.000	0	0	---	2	3	.667	2	4	6	3	0	0	1	1	2	10	10.0
Caldwell-Pope	1	1	21	3	7	.429	1	2	.500	1	2	.500	1	2	3	1	1	0	1	2	0	8	8.0
Green	1	1	26	3	5	.600	1	3	.333	0	0	---	0	4	4	2	2	0	2	1	1	7	7.0
Caruso	1	0	24	2	8	.250	1	4	.250	2	3	.667	1	2	3	1	1	0	2	2	0	7	7.0
Howard	1	0	24	3	4	.750	0	0	---	0	1	0.000	2	4	6	0	5	0	0	1	6	6.0	
Daniels	1	0	14	1	5	.200	1	4	.250	0	0	---	1	1	2	3	1	0	0	0	0	3	3.0
Dudley	1	0	1	0	0	---	0	0	---	0	0	---	0	0	0	0	0	0	0	0	0	0	0.0

CURRENT STREAK

Won 6

LAST HOME LOSS

11/20/16 (110-118)

FEWEST POINTS SCORED

76 vs. Chicago, 11/17/74

CURRENT HOME STREAK

Won 2

LAST ROAD LOSS

2/21/16 (115-126)

FEWEST POINTS ALLOWED

72 vs. Chicago, 11/19/06

CURRENT ROAD STREAK

Won 4

LARGEST WINNING MARGIN

28 vs. Chicago, 11/18/07 (106-78)

HIGH INDIV. GAME (LAKERS)

45, E. Baylor @ Chicago, 10/19/66

LAST HOME WIN

1/15/19 (107-100)

LARGEST LOSING MARGIN

23 vs. Chicago, 1/28/16 (91-114)
 23 @ Chicago, 2/18/75 (105-128)

HIGH INDIV. GAME (BULLS)

54, M. Jordan vs. Chicago, 11/20/92

LAST ROAD WIN

11/15/19 (118-112)

MOST POINTS SCORED

154 vs. Chicago, 11/23/66

MOST POINTS ALLOWED

134 @ Chicago, 10/19/66

One Center Court, Cleveland, OH 44115
 phone: (216) 420-2000 / www.cavs.com

BASKETBALL DIRECTORY / GENERAL INFORMATION

Chairman: Dan Gilbert
General Manager: Koby Altman
Head Coach: J.B. Bickerstaff
Assistant Coaches: Antonio Lang, Greg Buckner, Dan Geriot, Lindsay Gottlieb, JJ Outlaw
Head Athletic Trainer: Steve Spiro
Basketball Communications: B.J. Evans, Jeff Schaefer, Cherome Owens, Alyssa Dombrowski
Home Court: Rocket Mortgage FieldHouse (19,432) - opened in 1994
Colors: Wine and Gold
Radio: WTAM (1100 AM) - Tim Alcorn, Jim Chones, Mike Snyder
Spanish Radio: Power 89.1 WNZN FM - Rafael Hernández Brito
Television: FOX Sports Ohio - John Michael, Austin Carr, Angel Gray



FRANCHISE TIMELINE

Cleveland Cavaliers (founded 1970-71)

ALL-TIME WIN / LOSS

	Home	Away	Neutral	Overall
Lakers vs. Cavaliers	39-19	25-32	-	64-51

2019-20 RESULTS

1/13/20 vs. Cleveland 128-99 (W)
 3/26/20 @ Cleveland Canceled

2020-21 MEETINGS

1/25/21 @ Cleveland 4:30 pm
 TBD One remaining matchup in '20-21

LAKERS 2019-20 STATISTICS VS. CLEVELAND

	G	GS	MIN	FG	FGA	FG%	3FG	3FGA	3FG%	FT	FTA	FT%	OFF	DEF	TOT	AST	PF	DQ	STL	TO	BLK	PTS	AVG
James	1	1	33	12	16	.750	1	3	.333	6	7	.857	0	2	2	8	2	0	1	3	0	31	31.0
Howard	1	0	25	9	11	.818	1	1	1.000	2	3	.667	5	10	15	2	2	0	0	1	0	21	21.0
Bradley	1	1	21	5	11	.455	2	5	.400	0	0	---	0	3	3	0	2	0	0	0	0	12	12.0
Kuzma	1	1	26	5	13	.385	0	3	.000	1	2	.500	1	2	3	2	4	0	0	2	1	11	11.0
Green	1	1	23	4	8	.500	0	2	.000	2	4	.500	1	3	4	2	1	0	4	0	0	10	10.0
Caruso	1	0	23	3	5	.600	2	2	1.000	2	2	1.000	0	1	1	6	3	0	0	2	0	10	10.0
Caldwell-Pope	1	0	26	2	7	.286	1	3	.333	4	4	1.000	0	1	1	5	2	0	1	1	0	9	9.0
Daniels	1	0	3	2	3	.667	2	3	.667	2	2	1.000	1	1	2	1	0	0	0	0	0	8	8.0
Cook	1	0	20	3	7	.429	1	4	.250	0	0	---	1	3	4	1	2	0	1	0	0	7	7.0
Dudley	1	0	17	2	5	.400	1	4	.250	0	0	---	0	2	2	3	4	0	0	0	0	5	5.0
McGee	1	1	23	1	2	.500	0	0	---	2	4	.500	2	6	8	3	3	0	1	0	2	4	4.0

CURRENT STREAK

Won 1

LAST HOME LOSS

1/13/19 (95-101)

MOST POINTS ALLOWED

154 @ Cleveland (40T), 1/29/80
 129 vs. Cleveland, 11/5/85

CURRENT HOME STREAK

Won 1

LAST ROAD LOSS

12/14/17 (112-121)

FEWEST POINTS SCORED

70 @ Cleveland, 11/5/02

CURRENT ROAD STREAK

Won 1

LARGEST WINNING MARGIN

55 vs. Cleveland, 1/11/11 (112-57)

FEWEST POINTS ALLOWED

57 vs. Cleveland, 1/11/11

LAST HOME WIN

1/13/20 (128-99)

LARGEST LOSING MARGIN

38 @ Cleveland, 11/30/94 (79-117)

HIGH INDIV. GAME (LAKERS)

47, K. Bryant @ Cleveland, 1/30/01

LAST ROAD WIN

11/21/18 (109-105)

MOST POINTS SCORED

153 @ Cleveland (40T), 1/29/80
 140 vs. Cleveland, 11/11/79

HIGH INDIV. GAME (CAVALIERS)

46, K. Irving vs. Cleveland, 3/19/17

DALLAS MAVERICKS



American Airlines Center, 2500 Victory Ave., Dallas, TX 75219
 phone: (214) 747-6287 / www.mavs.com

BASKETBALL DIRECTORY / GENERAL INFORMATION

Proprietor: Mark Cuban
CEO: Cynt Marshall
President of Basketball Operations/General Manager: Donn Nelson
Head Coach: Rick Carlisle
Assistant Coaches: Jamahl Mosley, Mike Weinar, Zach Guthrie, Darrell Armstrong, Jenny Boucek
Head Athletic Trainer: Dionne Calhoun
Communications: Scott Tomlin, Alan Rakowski, Renee Felton, Dave Maurer
Home Court: American Airlines Center (19,200) - opened in 2001
Colors: Blue, Silver, White and Black
Radio: ESPN Radio (103.3 FM) - Chuck Cooperstein, Brad Davis
Spanish Radio: KFLC (Univision 1270 AM) - Victor Villalba
Television: Fox Sports Southwest - Mark Followill, Derek Harper, Jeff "Skin" Wade

FRANCHISE TIMELINE

Dallas Mavericks (founded 1980-81)

2019-20 RESULTS

11/1/19	@ Dallas	119-110 (OT)	(W)
12/1/19	vs. Dallas	100-114	(L)
12/29/19	vs. Dallas	108-95	(W)
1/10/20	@ Dallas	129-114	(W)

ALL-TIME WIN / LOSS

	Home	Away	Neutral	Overall
Lakers vs. Mavericks	61-20	52-28	-	113-48

2020-21 MEETINGS

12/25/20	vs. Dallas	5:00 pm	(ABC)
TBD	Two remaining matchups in '20-21		

LAKERS 2019-20 STATISTICS VS. DALLAS

	G	GS	MIN	FG	FGA	FG%	3FG	3FGA	3FG%	FT	FTA	FT%	OFF	DEF	TOT	AST	PF	DQ	STL	TO	BLK	PTS	AVG
James	4	4	146	41	78	.526	9	24	.375	21	25	.840	2	41	43	44	10	0	11	15	1	112	28.0
Davis	3	3	114	33	61	.541	1	8	.125	14	17	.824	5	22	27	8	5	0	5	7	5	81	27.0
Kuzma	4	1	100	13	45	.289	2	19	.105	11	13	.846	5	10	15	4	7	0	1	3	0	39	9.8
Caldwell-Pope	4	1	93	11	27	.407	6	11	.545	8	10	.800	1	8	9	6	9	0	3	5	2	36	9.0
Green	4	4	107	13	30	.433	8	20	.400	1	2	.500	0	8	8	6	9	0	4	2	1	35	8.8
Howard	4	0	69	13	15	.867	0	0	---	7	12	.583	4	16	20	2	11	0	3	1	5	33	8.3
Bradley	3	3	83	10	24	.417	4	8	.500	0	0	---	1	5	6	2	11	0	5	5	0	24	8.0
Caruso	4	0	82	11	19	.579	3	7	.429	7	7	1.000	1	8	9	5	6	0	2	5	0	32	8.0
McGee	4	4	61	12	16	.750	0	0	---	2	5	.400	10	10	20	1	10	0	3	0	6	26	6.5
Rondo	3	0	61	7	17	.412	0	1	.000	4	4	1.000	2	7	9	14	1	0	0	7	1	18	6.0
Cook	4	0	12	3	5	.600	0	2	.000	2	2	1.000	0	0	0	0	0	0	0	0	0	8	2.0
Daniels	4	0	31	3	9	.333	1	4	.250	0	0	---	0	1	1	1	1	0	0	1	0	7	1.8
Dudley	3	0	24	2	4	.500	1	2	.500	0	0	---	2	5	7	1	5	0	1	0	1	5	1.7
Antetokounmpo	1	0	2	0	0	---	0	0	---	0	0	---	0	0	0	1	0	0	0	0	0	0	0.0

CURRENT STREAK

Won 2

LAST HOME LOSS

12/1/19 (100-114)

MOST POINTS ALLOWED

140 vs. Dallas, 11/21/14

CURRENT HOME STREAK

Won 1

LAST ROAD LOSS

2/10/18 (123-130)

FEWEST POINTS SCORED

72 @ Dallas, 11/19/02
 72 vs. Dallas, 3/11/07

CURRENT ROAD STREAK

Won 3

LARGEST WINNING MARGIN

35 vs. Dallas, 1/3/10 (131-96)

FEWEST POINTS ALLOWED

70 vs. Dallas, 1/16/12

LAST HOME WIN

12/29/19 (108-95)

LARGEST LOSING MARGIN

49 @ Dallas, 1/22/17 (73-122)

HIGH INDIV. GAME (LAKERS)

62, K. Bryant vs. Dallas, 12/20/05

LAST ROAD WIN

1/10/20 (129-114)

MOST POINTS SCORED

138 vs. Dallas, 3/14/82

HIGH INDIV. GAME (MAVERICKS)

42, M. Aguirre vs. Dallas, 12/2/83

1000 Chopper Circle, Denver, CO 80204
 phone: (303) 405-1100 / www.nuggets.com

BASKETBALL DIRECTORY / GENERAL INFORMATION

Owner: E. Stanley Kroenke
President & Governor: Josh Kroenke
President of Basketball Operations: Tim Connelly
General Manager: Calvin Booth
Head Coach: Michael Malone
Assistant Coaches: Wes Unseld Jr., David Adelman, Jordi Fernandez,
 Ryan Bowen, Charles Klask, John Beckett
Head Athletic Trainer: Dan Shimensky
Media Relations: Nick O'Hayre, Cody Wise, Steven Blevins
Home Court: Ball Arena (19,520) - opened in 1999
Colors: Dark Red, Dark Blue and Yellow
Radio: Altitude Radio Network (92.5 FM) - Jason Kosmicki
Television: Altitude Sports & Entertainment - Chris Martowe,
 Scott Hastings, Chris Dempsey, Vic Lombardi, Katy Winge



FRANCHISE TIMELINE

Denver Nuggets (founded 1967-68)

ALL-TIME WIN / LOSS

Lakers vs. Nuggets	Home 61-28	Away 47-43	Neutral -	Overall 108-71
--------------------	---------------	---------------	--------------	-------------------

2019-20 RESULTS

12/3/19	@ Denver	105-96	(W)
12/22/19	vs. Denver	104-128	(L)
2/12/20	@ Denver	120-116 (OT)	(W)
8/10/20	vs. Denver	124-121	(W)

2020-21 MEETINGS

2/4/21	vs. Denver	7:00 pm	(TNT)
2/14/21	@ Denver	4:30 pm	(NBA TV)
TBD	One remaining matchup in '20-21		

LAKERS 2019-20 STATISTICS VS. DENVER

	G	GS	MIN	FG	FGA	FG%	3FG	3FGA	3FG%	FT	FTA	FT%	OFF	DEF	TOT	AST	PF	DQ	STL	TO	BLK	PTS	AVG
Davis	4	4	150	43	79	.544	5	14	.357	26	36	.722	13	24	37	9	10	0	5	10	9	117	29.3
James	3	3	116	33	68	.485	7	22	.318	13	20	.650	3	16	19	35	6	0	0	12	2	86	28.7
Kuzma	4	1	90	21	41	.512	5	12	.417	3	4	.750	5	11	16	8	6	0	3	7	2	50	12.5
Walters	1	0	27	5	8	.625	1	2	.500	1	1	1.000	0	0	0	3	2	0	0	1	0	12	12.0
Howard	4	0	80	15	20	.750	0	1	.000	13	27	.481	15	14	29	3	13	0	0	7	2	43	10.8
Bradley	2	2	52	6	16	.375	4	10	.400	0	0	---	2	1	3	3	4	0	0	1	0	16	8.0
Morris	1	0	18	3	5	.600	2	4	.500	0	0	---	2	5	7	0	3	0	0	0	0	8	8.0
Daniels	2	0	20	5	7	.714	3	5	.600	0	1	.000	1	2	3	0	2	0	0	0	0	13	6.5
Caldwell-Pope	3	1	91	7	18	.389	5	13	.385	0	0	---	2	6	8	6	5	0	8	5	0	19	6.3
Green	4	4	100	8	28	.286	6	17	.353	2	3	.667	4	11	15	6	5	0	3	2	0	24	6.0
Caruso	4	0	81	6	12	.500	1	4	.250	11	14	.786	1	11	12	8	8	1	5	2	3	24	6.0
Rondo	3	1	67	7	16	.438	3	7	.429	1	2	.500	2	9	11	15	7	0	4	4	0	18	6.0
McGee	4	4	61	8	16	.500	1	1	1.000	2	3	.667	6	13	19	1	13	0	2	3	4	19	4.8
Cook	1	0	17	1	5	.200	0	2	.000	0	0	---	0	2	2	1	2	0	0	3	0	2	2.0
Dudley	1	0	5	1	1	1.000	0	0	---	0	0	---	0	1	1	0	0	0	0	0	0	2	2.0
Horton-Tucker	2	0	9	0	1	.000	0	1	.000	0	0	---	0	0	0	1	2	0	1	0	0	0	0.0

CURRENT STREAK

Won 2

LAST HOME LOSS

12/22/19 (104-128)

MOST POINTS ALLOWED

148 vs. Denver (OT), 3/29/81
 146 vs. Denver, 11/6/84

CURRENT HOME STREAK

Won 1

LAST ROAD LOSS

11/27/18 (85-117)

FEWEST POINTS SCORED

74 vs. Denver, 2/3/95

CURRENT ROAD STREAK

Won 2

LARGEST WINNING MARGIN

39 vs. Denver, 2/19/98 (131-92)

FEWEST POINTS ALLOWED

68 @ Denver, 11/21/01

LAST HOME WIN

8/10/20 (124-121) (Orlando, FL)
 10/25/18 (121-114)

LARGEST LOSING MARGIN

32 @ Denver, 11/27/18

HIGH INDIV. GAME (LAKERS)

51, K. Bryant @ Denver, 2/12/03

LAST ROAD WIN

2/12/20 (120-116, OT)

MOST POINTS SCORED

153 vs. Denver, 4/9/92

HIGH INDIV. GAME (NUGGETS)

51, A. Iverson @ Denver, 12/5/07

DETROIT PISTONS

6201 Second Avenue, Detroit, MI 48202
 phone: (313) 747-8667 / www.pistons.com



BASKETBALL DIRECTORY / GENERAL INFORMATION

Owner: Tom Gores
Vice Chairman: Arn Tellem
General Manager: Troy Weaver
Head Coach: Dwane Casey
Assistant Coaches: Sidney Lowe, Sean Sweeney, Micah Nori, Tim Grgurich
Athletic Trainer: Jim Scholler
Public Relations: Kevin Grigg, Cletus Lewis, Josh Schur
Home Court: Little Caesars Arena (20,491) - opened in 2017
Colors: Red, White, Blue
Radio: 97.1 The Ticket - Mark Champion, Rick Mahorn, George Blaha
Television: FS Detroit - George Blaha, Greg Kelsner

FRANCHISE TIMELINE / LAKERS RECORD

Fort Wayne Pistons (founded 1948-49) W/L: 44-41
 Detroit Pistons (founded 1957-58) W/L: 163-92

ALL-TIME WIN / LOSS

	Home	Away	Neutral	Overall
Minneapolis Era	32-14	20-31	12-13	64-58
Los Angeles Era	75-25	59-40	9-10	143-75
All-Time Totals	107-39	79-71	21-23	207-133
<i>Lakers vs. Detroit</i>	<i>83-32</i>	<i>69-44</i>	<i>11-16</i>	<i>163-92</i>

2019-20 RESULTS

1/5/20 vs. Detroit 106-99 (W)
 3/22/20 @ Detroit Canceled

2020-21 MEETINGS

1/28/21 @ Detroit 4:00 pm
 2/6/21 vs. Detroit 7:00 pm

LAKERS 2019-20 STATISTICS VS. DETROIT

	G	GS	MIN	FG	FGA	FG%	3FG	3FGA	3FG%	FT	FTA	FT%	OFF	DEF	TOT	AST	PF	DQ	STL	TO	BLK	PTS	AVG
Davis	1	1	38	7	16	.438	1	4	.250	9	10	.900	1	10	11	2	3	0	3	0	8	24	24.0
James	1	1	35	10	21	.476	0	3	.000	1	2	.500	3	11	14	11	2	0	0	3	0	21	21.0
Caruso	1	0	24	5	9	.556	0	0	---	3	5	.600	1	2	3	3	2	0	2	1	0	13	13.0
Howard	1	0	21	4	8	.500	0	0	---	3	5	.600	5	4	9	0	3	0	0	2	5	11	11.0
Caldwell-Pope	1	0	26	4	10	.400	2	3	.667	0	0	---	0	0	0	1	3	0	1	1	0	10	10.0
McGee	1	1	21	4	6	.667	1	1	1.000	0	0	---	1	2	3	0	3	0	0	0	6	9	9.0
Green	1	1	22	3	5	.600	1	2	.500	0	0	---	0	3	3	0	2	0	1	1	0	7	7.0
Bradley	1	1	12	2	5	.400	1	3	.333	0	0	---	0	0	0	1	2	0	1	1	1	5	5.0
Kuzma	1	0	21	2	8	.250	0	3	.000	0	1	.000	0	4	4	2	1	0	0	2	0	4	4.0
Rondo	1	0	20	1	4	.250	0	1	.000	0	0	---	0	3	3	3	1	0	0	2	0	2	2.0

CURRENT STREAK

Won 1

LAST HOME LOSS

1/15/17 (97-102)

MOST POINTS ALLOWED

135 vs. Detroit (OT), 2/22/72
 135 @ Detroit, 1/25/79

CURRENT HOME STREAK

Won 3

LAST ROAD LOSS

3/15/19 (97-111)

FEWEST POINTS SCORED*

76 vs. Ft. Wayne, 12/30/54
 78 @ Detroit, 2/8/07

CURRENT ROAD STREAK

Lost 4

LARGEST WINNING MARGIN

56 vs. Detroit, 11/12/66 (144-88)

FEWEST POINTS ALLOWED*

76 @ Detroit, 11/29/96

LAST HOME WIN

1/5/20 (106-99)

LARGEST LOSING MARGIN

35 @ Detroit, 1/25/79 (135-100)

HIGH INDIV. GAME (LAKERS)

57, E. Baylor @ Detroit, 2/16/61

LAST ROAD WIN

12/2/14 (106-96)

MOST POINTS SCORED

148 vs. Detroit, 3/24/85

HIGH INDIV. GAME (PISTONS)

49, G. Yardley vs. Detroit, 3/6/58
 46, J. Stackhouse @ Detroit, 3/15/01

* since introduction of the shot clock in 1954-55

1 Warriors Way, San Francisco, CA 94158
 phone: (415) 388-0100 / www.warriors.com

BASKETBALL DIRECTORY / GENERAL INFORMATION

Co-Executive Chairman & CEO: Joe Lacob

Co-Executive Chairman: Peter Guber

President & COO: Rick Welts

President, Basketball Operations/General Manager: Bob Myers

Head Coach: Steve Kerr

Assistant Coaches: Mike Brown, Jarron Collins, Bruce Fraser, Ron Adams

Head Athletic Trainer: Drew Yoder

Communications: Raymond Ridder, Brett Winkler, Michael Ravina, Darryl Arata, Cole Lawrence

Home Court: Chase Center (18,064) - opened in 2019

Colors: Warriors Royal Blue, California Golden Yellow

Radio: KGMZ-FM (95.7 The Game) - Tim Roye, Jim Barnett, Tom Tolbert

Television: NBC Sports Bay Area - Bob Fitzgerald, Kelenna Azubuike



FRANCHISE TIMELINE / LAKERS RECORD

Philadelphia Warriors (founded 1946-47)	W/L: 59-51
San Francisco Warriors (founded 1962-63)	W/L: 48-33
Golden State Warriors (founded 1971-72)	W/L: 148-84

ALL-TIME WIN / LOSS

	Home	Away	Neutral	Overall
Minneapolis Era	29-4	9-24	13-12	51-40
Los Angeles Era	118-45	83-78	3-5	204-128
All-Time Totals	147-49	92-102	16-17	255-168
Lakers vs. SF / Golden St.	113-42	81-73	2-2	196-117

2019-20 RESULTS

11/13/19	vs. Golden State	120-94	(W)
2/8/20	@ Golden State	125-120	(W)
2/27/20	@ Golden State	116-86	(W)
4/9/20	vs. Golden State	Canceled	

2020-21 MEETINGS

1/18/21	vs. Golden State	7:00 pm	(TNT)
2/28/21	vs. Golden State	5:00 pm	(ESPN)
TBD	One remaining matchup in '20-21		

LAKERS 2019-20 STATISTICS VS. GOLDEN STATE

	G	GS	MIN	FG	FGA	FG%	3FG	3FGA	3FG%	FT	FTA	FT%	OFF	DEF	TOT	AST	PF	DD	STL	TO	BLK	PTS	AVG
Davis	2	2	60	15	27	.556	1	3	.333	19	25	.760	3	13	16	5	4	0	5	5	3	50	25.0
James	2	2	60	18	38	.474	4	13	.308	5	7	.714	2	12	14	23	3	0	2	11	1	45	22.5
Kuzma	3	1	88	19	37	.514	4	10	.400	10	12	.833	3	7	10	11	10	0	4	13	0	52	17.3
Howard	3	0	57	14	18	.778	0	0	---	12	18	.667	10	15	25	6	11	0	1	5	3	40	13.3
Bradley	3	3	75	14	23	.609	7	10	.700	4	4	1.000	1	5	6	6	6	0	3	3	0	39	13.0
Rondo	2	1	47	10	19	.526	3	7	.429	0	0	---	1	7	8	10	1	0	2	6	0	23	11.5
McGee	3	3	67	15	22	.682	0	0	---	4	4	1.000	6	22	28	3	9	0	5	8	4	34	11.3
Cook	2	0	19	8	17	.471	1	4	.250	0	0	---	0	1	1	3	0	0	2	2	0	17	8.5
Morris	1	0	19	3	5	.600	2	2	1.000	0	0	---	3	1	4	1	2	0	0	1	0	8	8.0
Caldwell-Pope	3	0	45	8	19	.421	1	6	.167	0	1	.000	1	5	6	3	3	0	3	0	0	17	5.7
Green	3	3	67	5	9	.556	4	5	.800	2	2	1.000	1	2	3	2	4	0	1	3	0	16	5.3
Dudley	2	0	30	2	4	.500	2	2	1.000	0	0	---	0	5	5	1	0	1	1	1	6	3.0	
Daniels	2	0	24	2	7	.286	1	6	.167	1	3	.333	1	2	3	0	2	0	0	0	0	6	3.0
Caruso	3	0	49	3	14	.214	1	5	.200	1	3	.333	1	12	13	6	1	0	3	1	1	8	2.7

CURRENT STREAK

Won 3

LAST ROAD LOSS

2/2/19 (101-115)

FEWEST POINTS SCORED*

76 vs. Philadelphia, 1/3/55
 76 @ Golden State, 11/18/93
 76 vs. Golden State, 4/3/99

CURRENT HOME STREAK

Won 1

LARGEST WINNING MARGIN

63 vs. Golden State, 3/19/72 (162-99)

FEWEST POINTS ALLOWED*

72 vs. Golden State, 11/2/03

CURRENT ROAD STREAK

Won 2

LARGEST LOSING MARGIN

43 @ Golden State, 11/23/16 (106-149)

HIGH INDIV. GAME (LAKERS)

63, E. Baylor @ Philadelphia, 12/8/61
 52, E. Baylor vs. San Francisco, 12/15/62

LAST HOME WIN

11/13/19 (120-94)

MOST POINTS SCORED

162 vs. Golden State, 3/19/72

HIGH INDIV. GAME (WARRIORS)

78, W. Chamberlain @ Philadelphia, 12/8/61
 72, W. Chamberlain vs. San Francisco, 11/3/62

LAST ROAD WIN

2/27/20 (116-86)

MOST POINTS ALLOWED

149 @ Golden State, 11/23/16

LAST HOME LOSS

4/4/19 (90-108)

* since introduction of the shot clock in 1954-55

HOUSTON ROCKETS



Toyota Center, 1510 Polk Street, Houston, TX 77002
 phone: (713) 758-7200 / www.rockets.com

BASKETBALL DIRECTORY / GENERAL INFORMATION

Owner: Tilman J. Fertitta
Chief Executive Officer: Tad Brown
General Manager: Rafael Stone
Head Coach: Stephen Silas
Assistant Coaches: John Lucas, Jeff Hornacek, Will Weaver, Rick Higgins, DeSagana Diop
Head Athletic Trainer/Dir. of Athletic Care & Science: Jason Biles
Media Relations: Tracey Hughes, Sean McCloskey, Tomorrow Huff
Home Court: Toyota Center (18,055) - opened in 2003
Colors: Red, Black, Silver, White
Radio: SportsTalk 790 (KBME 790 AM) - Craig Ackerman, Matt Thomas
Spanish Radio: TBA - Adrian Chavarrria
Television: AT&T SportsNet - Bill Worrell, Matt Bullard, Cayleigh Griffin, Craig Ackerman

FRANCHISE TIMELINE / LAKERS RECORD

San Diego Rockets (founded 1967-68) W/L: 22-6
 Houston Rockets (founded 1971-72) W/L: 116-79

2019-20 RESULTS

1/18/20 @ Houston 124-115 (W)
 2/6/20 vs. Houston 111-121 (L)
 8/6/20 @ Houston 97-113 (L)

ALL-TIME WIN / LOSS

	Home	Away	Neutral	Overall
All-Time Totals	76-36	61-48	1-1	138-85
Lakers vs. Houston	63-35	52-43	1-1	116-79

2020-21 MEETINGS

1/10/21 @ Houston 4:00 pm
 1/12/21 @ Houston 5:00 pm (NBA TV)
 TBD One remaining matchup in '20-21

LAKERS 2019-20 STATISTICS VS. HOUSTON

	G	GS	MIN	FG	FGA	FG%	3FG	3FGA	3FG%	FT	FTA	FT%	OFF	DEF	TOT	AST	PF	DQ	STL	TO	BLK	PTS	AVG
James	2	2	72	21	44	.477	3	15	.200	4	6	.667	2	12	14	27	3	0	4	12	0	49	24.5
Davis	2	2	70	19	29	.655	0	0	---	11	14	.786	6	19	25	6	4	0	3	7	4	49	24.5
Kuzma	3	2	87	18	40	.450	4	16	.250	8	14	.571	2	17	19	5	6	0	3	3	2	48	16.0
Green	3	3	89	17	29	.586	7	13	.538	4	6	.667	3	7	10	5	7	0	9	5	2	45	15.0
Caldwell-Pope	3	1	78	13	27	.481	1	9	.111	7	7	1.000	2	3	5	5	6	0	3	3	2	34	11.3
Horton-Tucker	1	0	19	4	6	.667	0	2	.000	2	4	.500	0	2	2	1	4	0	4	3	0	10	10.0
Bradley	2	2	44	7	16	.438	3	5	.600	2	2	1.000	1	3	4	4	8	0	1	2	0	19	9.5
Caruso	2	0	45	4	12	.333	2	4	.500	6	6	1.000	0	6	6	6	5	0	2	3	1	16	8.0
Walters	1	0	25	2	10	.200	0	4	.000	4	4	1.000	0	2	2	0	2	0	1	2	1	8	8.0
McGee	2	2	34	5	10	.500	0	1	.000	3	4	.750	6	7	13	3	3	0	0	1	4	13	6.5
Howard	3	0	49	6	8	.750	0	0	---	7	15	.467	9	17	26	3	8	0	3	8	3	19	6.3
Cook	2	1	34	4	14	.286	0	3	.000	2	2	1.000	2	2	4	4	1	0	1	2	0	10	5.0
Morris	1	0	18	1	3	.333	1	2	.500	0	0	---	0	1	1	2	3	0	0	0	0	3	3.0
Daniels	1	0	13	1	3	.333	1	3	.333	0	0	---	0	0	1	0	0	0	0	0	0	3	3.0
Rondo	1	0	15	1	5	.200	0	3	.000	0	0	---	0	0	1	1	0	0	0	4	0	2	2.0
Smith	1	0	13	1	4	.250	0	3	.000	0	0	---	0	2	2	1	0	0	0	1	0	2	2.0
Dudley	2	0	15	1	1	1.000	0	0	---	0	0	---	0	2	2	3	3	0	0	0	0	2	1.0

CURRENT STREAK

Lost 2

LAST HOME LOSS

2/6/20 (111-121)

MOST POINTS ALLOWED

148 @ Houston (20T), 12/31/18
 145 vs. Houston, 4/8/14

CURRENT HOME STREAK

Lost 1

LAST ROAD LOSS

8/6/20 (97-113) (Orlando, FL)
 1/19/19 (134-138, OT)

FEWEST POINTS SCORED

74 vs. Houston, 12/18/05
 74 @ Houston, 11/7/00

CURRENT ROAD STREAK

Lost 1

LARGEST WINNING MARGIN

36 vs. San Diego, 10/27/68 (152-116)
 31 vs. Houston, 11/12/82 (127-96)

FEWEST POINTS ALLOWED

74 @ Houston, 11/15/91

LAST HOME WIN

2/21/19 (111-106)

LARGEST LOSING MARGIN

39 @ Houston, 3/15/17 (100-139)

HIGH INDIV. GAME (LAKERS)

53, K. Bryant vs. Houston, 12/15/06
 53, K. Bryant vs. Houston, 3/30/07

LAST ROAD WIN

1/18/20 (124-115)

MOST POINTS SCORED

152 vs. San Diego, 10/27/68
 142 @ Houston (20T), 12/31/18
 137 vs. Houston, 12/26/71

HIGH INDIV. GAME (ROCKETS)

51, J. Harden @ Houston, 12/20/17

125 S. Pennsylvania Street, Indianapolis, IN 46204
 phone: (317) 917-2500 / www.pacers.com

BASKETBALL DIRECTORY / GENERAL INFORMATION

Chairman, CEO and NBA Governor: Herbert Simon
President of Basketball Operations: Kevin Pritchard
President/Chief Operating Officer: Rick Fuson
General Manager: Chad Buchanan
Head Coach: Nate Bjorkgren
Assistant Coaches: Bill Bayno, Kaleb Canales, Greg Foster
Sr. Director, Medical Operations / Head Athletic Trainer: Josh Corbeil
Media Relations: David Benner, Krissey Myers, Wes Kaminski
Home Court: Bankers Life Fieldhouse (17,923) - opened in 1999
Colors: Blue, Gold
Radio: 1070 The Fan/93.5 FM - Mark Boyle, Bob Leonard
Television: FSN Indiana - Quinn Buckner, Chris Denari, Jeremiah Johnson



FRANCHISE TIMELINE

Indiana Pacers (founded 1976-77)

ALL-TIME WIN / LOSS

	Home	Away	Neutral	Overall
Lakers vs. Pacers	37-9	23-23	-	60-32

2019-20 RESULTS

12/17/19 @ Indiana 102-105 (L)
 8/8/20 @ Indiana 111-116 (L)

2020-21 MEETINGS

TBD Two remaining matchups in '20-21

LAKERS 2019-20 STATISTICS VS. INDIANA

	G	GS	MIN	FG	FGA	FG%	3FG	3FGA	3FG%	FT	FTA	FT%	OFF	DEF	TOT	AST	PF	DQ	STL	TO	BLK	PTS	AVG
James	2	2	70	21	44	.477	2	12	.167	7	14	.500	2	15	17	16	6	0	0	6	1	51	25.5
Cook	1	0	24	8	14	.571	5	9	.556	0	0	---	1	0	1	0	2	0	0	2	0	21	21.0
Howard	2	0	46	13	15	.867	0	0	---	4	8	.500	5	13	18	0	7	0	1	3	3	30	15.0
Bradley	1	0	23	6	14	.429	1	4	.250	0	0	---	1	2	3	2	0	0	1	1	0	13	13.0
Kuzma	1	0	25	3	14	.214	1	5	.200	4	5	.800	3	2	5	1	2	0	3	2	1	11	11.0
Horton-Tucker	1	0	16	4	7	.571	2	4	.500	0	0	---	1	0	1	0	0	0	0	1	1	10	10.0
Caldwell-Pope	2	2	60	7	17	.412	3	7	.429	1	1	1.000	2	4	6	2	4	0	1	1	0	18	9.0
Caruso	2	1	53	6	16	.375	3	9	.333	1	1	1.000	1	4	5	8	5	0	5	2	0	16	8.0
Davis	1	1	35	3	14	.214	0	4	.000	2	2	1.000	3	5	8	4	1	0	2	4	2	8	8.0
McGee	2	2	35	7	11	.636	0	0	---	1	1	1.000	6	6	12	1	2	0	2	2	3	15	7.5
Rondo	1	0	26	2	9	.222	1	4	.250	2	4	.500	2	3	5	7	1	0	1	1	0	7	7.0
Green	1	1	28	2	4	.500	2	4	.500	0	0	---	1	1	2	2	2	0	0	2	1	6	6.0
Dudley	2	1	27	2	9	.222	1	7	.143	0	0	---	1	2	3	4	2	0	2	1	0	5	2.5
Daniels	1	0	12	1	3	.333	0	1	.000	0	0	---	0	0	0	1	1	0	0	0	0	2	2.0

CURRENT STREAK

Lost 3

LAST HOME LOSS

11/29/15 (103-107)

MOST POINTS ALLOWED

136 @ Indiana, 2/5/19

CURRENT HOME STREAK

Won 3

LAST ROAD LOSS

8/8/20 (111-116) (Orlando, FL)
 12/17/19 (102-105)

FEWEST POINTS SCORED

72 @ Indiana, 2/2/04

CURRENT ROAD STREAK

Lost 8

LARGEST WINNING MARGIN

28 vs. Indiana, 11/12/78 (134-106)

FEWEST POINTS ALLOWED

76 vs. Indiana, 12/11/96

LAST HOME WIN

11/29/18 (104-96)

LARGEST LOSING MARGIN

42 @ Indiana, 2/5/19 (94-136)

HIGH INDIV. GAME (LAKERS)

45, K. Bryant vs. Indiana, 1/9/06

LAST ROAD WIN

3/15/13 (99-93)

MOST POINTS SCORED

139 vs. Indiana, 3/3/89

HIGH INDIV. GAME (PACERS)

39, P. George vs. Indiana, 11/29/15
 39, R. Miller @ Indiana, 3/18/05
 39, T.J. Warren @ Indiana, 8/8/20

LOS ANGELES CLIPPERS

6951 S. Centinela Ave., Playa Vista, CA 90094
 phone: (310) 862-6000 / www.clippers.com



BASKETBALL DIRECTORY / GENERAL INFORMATION

Owner: Steve Ballmer
President, Basketball Operations: Lawrence Frank
General Manager: Michael Winger
Head Coach: Tyronn Lue
Associate Head Coach: Daniel Craig
Assistant Coaches: Kenny Atkinson, Chauncey Billups, Larry Drew, Roy Rogers, Brenden O'Connor, Jeremy Castleberry
Director of Medical Services & Head Athletic Trainer: Jasen Powell
Communications: Chris Wallace, Dennis Rogers, Curtis Jackson
Home Court: STAPLES Center (19,060) - opened in 1999
Colors: Red, Blue, Silver, Black
Radio: AM 570 (LA Sports) - Noah Eagle
Spanish Radio: ESPN Deportes (1330 AM) - Armando Garcia
Television: Prime Ticket - Brian Sieman

FRANCHISE TIMELINE / LAKERS RECORD

Buffalo Braves	(founded 1970-71)	W/L: 22-10
San Diego Clippers	(founded 1978-79)	W/L: 24-10
Los Angeles Clippers	(founded 1984-85)	W/L: 104-54

ALL-TIME WIN / LOSS

	Home	Away	Neutral	Overall
All-Time Totals	82-29	68-45	-	150-74
Lakers vs. LA Clippers	56-22	48-32	-	104-55

2019-20 RESULTS

10/22/19	@ LA Clippers	102-112 (L)
12/25/19	vs. LA Clippers	106-111 (L)
3/8/20	@ LA Clippers	112-103 (W)
7/30/20	vs. LA Clippers	103-101 (W)

2020-21 MEETINGS

12/22/20	vs. LA Clippers	7:00 pm (TNT)
TBD	Two remaining matchups in '20-21	

LAKERS 2019-20 STATISTICS VS. LA CLIPPERS

	G	GS	MIN	FG	FGA	FG%	3FG	3FGA	3FG%	FT	FTA	FT%	OFF	DEF	TOT	AST	PF	DQ	STL	TO	BLK	PTS	AVG
Davis	4	4	146	35	76	.461	4	17	.235	39	47	.830	6	24	30	14	16	0	5	11	5	113	28.3
James	4	4	144	29	79	.367	7	30	.233	20	24	.833	8	30	38	34	12	0	4	14	5	85	21.3
Kuzma	3	0	82	15	33	.455	8	20	.400	11	13	.846	4	17	21	2	5	0	2	1	3	49	16.3
Bradley	3	3	74	13	29	.448	8	19	.421	0	0	---	1	7	8	1	7	0	2	6	0	34	11.3
Walters	1	0	21	5	10	.500	1	6	.167	0	0	---	0	3	3	2	2	0	0	0	1	11	11.0
Green	4	4	111	14	31	.452	11	24	.458	1	1	1.000	3	12	15	1	14	0	6	6	2	40	10.0
Caldwell-Pope	4	1	113	11	25	.440	3	10	.300	3	5	.600	1	6	7	8	12	0	2	2	1	28	7.0
Daniels	1	0	16	2	6	.333	1	5	.200	1	1	1.000	0	0	0	1	1	0	0	1	0	6	6.0
Dudley	1	0	13	2	2	1.000	2	2	1.000	0	0	---	0	0	0	0	2	0	0	0	0	6	6.0
Rondo	2	0	42	5	17	.294	1	7	.143	0	0	---	1	4	5	12	3	0	1	6	0	11	5.5
McGee	4	4	56	7	12	.583	0	0	---	3	4	.750	6	9	15	0	7	0	2	2	7	17	4.3
Cook	1	0	17	2	7	.286	0	3	.000	0	0	---	0	1	1	2	0	0	0	1	0	4	4.0
Caruso	3	0	45	3	12	.250	0	3	.000	3	6	.500	1	4	5	4	2	0	4	0	0	9	3.0
Morris	2	0	20	2	5	.400	0	3	.000	0	0	---	1	4	5	0	3	0	0	1	1	4	2.0
Howard	4	0	51	2	5	.400	0	0	---	2	6	.333	9	11	20	6	15	0	1	4	2	6	1.5
Smith	1	0	8	0	1	.000	0	0	---	0	0	---	0	0	0	0	1	0	0	0	0	0	0.0

CURRENT STREAK

Won 2

LAST HOME LOSS

12/25/19 (106-111)

MOST POINTS ALLOWED

142 vs. LA Clippers, 3/6/14
 138 vs. San Diego, 11/27/81

CURRENT HOME STREAK

Won 1

LAST ROAD LOSS

10/22/19 (102-112)

FEWEST POINTS SCORED

78 vs. LA Clippers, 4/5/15

CURRENT ROAD STREAK

Won 1

LARGEST WINNING MARGIN

46 @ San Diego, 11/13/79 (137-91)
 40 vs. LA Clippers, 1/15/10 (126-86)

FEWEST POINTS ALLOWED

68 vs. LA Clippers, 12/14/99

LAST HOME WIN

7/30/20 (103-101) (Orlando, FL)
 12/25/16 (111-102)

LARGEST LOSING MARGIN

48 vs. LA Clippers, 3/6/14 (94-142)

HIGH INDIV. GAME (LAKERS)

61, S. O'Neal @ LA Clippers, 3/6/00

LAST ROAD WIN

3/8/20 (112-103)

MOST POINTS SCORED

156 vs. San Diego, 3/23/79
 137 vs. LA Clippers, 11/30/86

HIGH INDIV. GAME (CLIPPERS)

47, B. McAdoo vs. Buffalo, 2/11/75
 42, D. Wilkins @ LA Clippers, 4/16/94

191 Beale Street, Memphis, TN 38103
 phone: (901) 205-1234 / www.grizzlies.com

BASKETBALL DIRECTORY / GENERAL INFORMATION

Chairman and Controlling Owner: Robert J. Pera
President: Jason Wexler
GM/EVP of Basketball Operations: Zachary Z. Kleiman
Head Coach: Taylor Jenkins
Assistant Coaches: Blake Ahearn, Brad Jones, Darko Rajaković, David McClure, James "Scoonie" Penn, Sonia Raman, Vitaly Potapenko
Director of Sports Medicine: Eric Oetter
Communications: Laura Ehret, Jason Wallace, Ross Wooden, Corey Moore
Home Court: FedExForum (17,794) - opened in 2004
Colors: Beale Street Blue, Midnight Navy, Grizzlies Gold, Steel Gray
Radio: ESPN 92.9 FM / 680 AM - Eric Hassettine, Elliot Perry, Michael Wallace
Television: Fox Sports Southeast - Pete Pranica, Brevin Knight, Rob Fischer, Chris Vernon



FRANCHISE TIMELINE / LAKERS RECORD

Vancouver Grizzlies	(founded 1995-96)	W/L: 22-1
Memphis Grizzlies	(founded 2001-02)	W/L: 35-34

ALL-TIME WIN / LOSS

	Home	Away	Neutral	Overall
All-Time Totals	32-14	25-21	-	57-35
Lakers vs. Memphis	20-14	15-20	-	35-34

2019-20 RESULTS

10/29/19	vs. Memphis	120-91 (W)
11/23/19	@ Memphis	109-108 (W)
2/21/20	vs. Memphis	117-105 (W)
2/29/20	@ Memphis	88-105 (L)

2020-21 MEETINGS

1/3/21	@ Memphis	3:00 pm
1/5/21	@ Memphis	5:00 pm (NBA TV)
2/12/21	vs. Memphis	7:00 pm (ESPN)

LAKERS 2019-20 STATISTICS VS. MEMPHIS

	G	GS	MIN	FG	FGA	FG%	3FG	3FGA	3FG%	FT	FTA	FT%	OFF	DEF	TOT	AST	PF	DQ	STL	TO	BLK	PTS	AVG
Davis	4	4	121	29	60	.483	6	15	.400	41	49	.837	17	29	46	13	7	0	4	8	16	105	26.3
James	4	4	137	40	77	.519	7	26	.269	17	21	.810	3	16	19	29	2	0	3	17	4	104	26.0
Caldwell-Pope	4	1	111	18	41	.439	5	16	.313	7	10	.700	3	12	15	7	11	0	2	6	1	48	12.0
Bradley	3	3	73	13	27	.481	5	11	.455	1	3	.333	0	9	9	4	6	0	5	5	1	32	10.7
Kuzma	3	0	76	10	28	.357	1	7	.143	2	6	.333	0	12	12	6	8	0	1	5	1	23	7.7
Rondo	3	0	67	9	23	.391	2	9	.222	1	4	.250	3	5	8	15	0	0	3	4	0	21	7.0
Green	3	3	72	6	16	.375	5	15	.333	2	2	1.000	0	8	8	6	5	0	7	5	2	19	6.3
Caruso	3	1	56	6	14	.429	2	6	.333	4	4	1.000	2	7	9	5	1	0	5	2	1	18	6.0
Howard	4	0	73	7	12	.583	0	0	---	8	16	.500	11	15	26	3	17	0	3	2	4	22	5.5
Morris	1	0	17	2	8	.250	1	5	.200	0	0	---	3	1	4	2	0	0	0	0	0	5	5.0
McGee	4	4	74	8	11	.727	0	0	---	3	5	.600	3	20	23	1	10	0	0	4	2	19	4.8
Daniels	3	0	41	4	13	.308	3	10	.300	0	0	---	1	3	4	1	1	0	0	2	0	11	3.7
Cook	2	0	24	3	10	.300	1	6	.167	0	0	---	0	4	4	1	0	0	1	2	0	7	3.5
Dudley	4	0	19	0	3	.000	0	3	.000	0	0	---	0	1	1	2	0	0	1	0	0	0	0.0

CURRENT STREAK

Lost 1

LAST HOME LOSS

12/23/18 (99-107)

MOST POINTS ALLOWED

128 @ Memphis, 2/24/16
 128 @ Memphis, 1/9/07

CURRENT HOME STREAK

Won 2

LAST ROAD LOSS

2/29/20 (88-105)

FEWEST POINTS SCORED

72 vs. Memphis, 12/20/04

CURRENT ROAD STREAK

Lost 1

LARGEST WINNING MARGIN

39 vs. Memphis, 1/14/02 (120-81)

FEWEST POINTS ALLOWED

75 vs. Memphis, 4/12/09

LAST HOME WIN

2/21/20 (117-105)

LARGEST LOSING MARGIN

23 @ Memphis, 11/10/04 (87-110)

HIGH INDIV. GAME (LAKERS)

60, K. Bryant @ Memphis, 3/22/07

LAST ROAD WIN

11/23/19 (109-108)

MOST POINTS SCORED

124 vs. Memphis, 11/2/10

HIGH INDIV. GAME (GRIZZLIES)

35, P. Gasol @ Memphis, 3/22/07

MIAMI HEAT

601 Biscayne Boulevard, Miami, FL 33132
 phone: (786) 777-HEAT / www.heat.com



BASKETBALL DIRECTORY / GENERAL INFORMATION

Managing General Partner: Micky Arison
Chief Executive Officer: Nick Arison
President: Pat Riley
Sr. Vice President, Basketball Ops/General Manager: Andy Elisburg
Head Coach: Erik Spoelstra
Assistant Coaches: Chris Quinn, Malik Allen, Caron Butler
Head Athletic Trainer: Jay Sabol
Media Relations: Tim Donovan, Rob Wilson, Michael Lissack, Nick Maiorana
Home Court: AmericanAirlines Arena (19,600) - opened in 2000
Colors: Red, Yellow, Black and White
Radio: 790 The Ticket (AM 790/104.3 FM) - Mike Inglis, Ruth Riley Hunter, Ron Rothstein
Spanish Radio: WAQI (710 AM) - José Pañeda, Joe Pujala
Television: Fox Sports Sun - Eric Reid, John Crotty, Jason Jackson

FRANCHISE TIMELINE

Miami Heat (founded 1988-89)

2019-20 RESULTS

11/8/19 vs. Miami 95-80 (W)
 12/13/19 @ Miami 113-110 (W)

ALL-TIME WIN / LOSS

	Home	Away	Neutral	Overall
Lakers vs. Heat	23-9	14-18	-	37-27

2020-21 MEETINGS

2/20/21 vs. Miami 5:30 pm (ABC)
 TBD One remaining matchup in '20-21

LAKERS 2019-20 STATISTICS VS. MIAMI

	G	GS	MIN	FG	FGA	FG%	3FG	3FGA	3FG%	FT	FTA	FT%	OFF	DEF	TOT	AST	PF	DQ	STL	TO	BLK	PTS	AVG
Davis	2	2	73	22	37	.595	4	9	.444	11	13	.846	3	15	18	8	7	0	2	3	6	59	29.5
James	2	2	73	21	41	.512	8	15	.533	3	6	.500	3	10	13	18	4	0	1	11	0	53	26.5
Bradley	2	1	44	9	18	.500	1	7	.143	0	0	---	2	6	8	3	7	0	0	3	0	19	9.5
McGee	2	2	33	8	12	.667	0	0	---	2	4	.500	6	14	20	2	4	0	2	1	6	18	9.0
Caldwell-Pope	2	1	48	7	15	.467	1	6	.167	2	4	.500	4	1	5	7	2	0	1	2	0	17	8.5
Kuzma	1	0	25	3	9	.333	1	7	.143	0	0	---	1	4	5	1	2	0	0	4	0	7	7.0
Green	2	2	50	3	14	.214	3	11	.273	4	4	1.000	1	4	5	3	5	0	2	4	1	13	6.5
Caruso	2	0	29	4	8	.500	0	2	.000	0	0	---	0	4	4	4	2	0	0	2	1	8	4.0
Howard	2	0	34	3	5	.600	0	0	---	0	0	---	4	10	14	1	7	0	0	3	0	6	3.0
Dudley	1	0	17	1	5	.200	1	3	.333	0	0	---	0	2	2	3	2	0	2	0	0	3	3.0
Daniels	1	0	13	1	3	.333	1	3	.333	0	0	---	0	2	2	0	0	0	0	0	0	3	3.0
Cook	1	0	13	1	4	.250	0	2	.000	0	0	---	0	0	0	2	2	0	0	2	0	2	2.0
Rondo	1	0	25	0	5	.000	0	4	.000	0	0	---	0	2	2	4	3	0	1	2	0	0	0.0

CURRENT STREAK

Won 4

LAST HOME LOSS

3/16/18 (91-92)

MOST POINTS ALLOWED

118 vs. Miami (OT), 1/15/07
 115 @ Miami, 12/22/16

CURRENT HOME STREAK

Won 2

LAST ROAD LOSS

12/22/16 (107-115)

FEWEST POINTS SCORED

75 vs. Miami, 1/13/15

CURRENT ROAD STREAK

Won 3

LARGEST WINNING MARGIN

47 @ Miami, 11/23/88 (138-91)

FEWEST POINTS ALLOWED

75 @ Miami, 12/13/89

LAST HOME WIN

11/8/19 (95-80)

LARGEST LOSING MARGIN

17 @ Miami, 11/25/97 (103-86)
 17 @ Miami, 12/23/93 (109-92)

HIGH INDIV. GAME (LAKERS)

51, L. James @ Miami, 11/18/18

LAST ROAD WIN

12/13/19 (113-110)

MOST POINTS SCORED

138 @ Miami, 11/23/88

HIGH INDIV. GAME (HEAT)

40, D. Wade @ Miami, 12/25/06

1111 N. Vel R. Phillips Ave., Milwaukee, WI 53203
 phone: (414) 227-0500 / www.bucks.com

BASKETBALL DIRECTORY / GENERAL INFORMATION

Owners: Marc Lasry, Wes Edens, Jamie Dinan
General Manager: Jon Horst
Head Coach: Mike Budenholzer
Assistant Coaches: Darvin Ham, Charles Lee, Ben Sullivan, Patrick St. Andrews, Chad Forcier, Vin Baker, Josh Oppenheimer, Mike Dunlap
Head Athletic Trainer: Scott Faust
Communications: Barry Baum, Dan Smyczek, Eric Kohlbeck
Home Court: Fiserv Forum (17,385) - opened in 2018
Colors: Good Land Green, Cream City Cream, Great Lakes Blue, Bucks Black
Radio: 620 WTMJ/103.3 FM WTMJ - Ted Davis, Dennis Krause
Television: FOX Sports Wisconsin - Jim Paschke, Marques Johnson, Steve Novak, Zora Stephenson



FRANCHISE TIMELINE

Milwaukee Bucks (founded 1968-69)

ALL-TIME WIN / LOSS

	Home	Away	Neutral	Overall
Lakers vs. Bucks	52-16	28-40	2-0	82-56

2019-20 RESULTS

12/19/19 @ Milwaukee 104-111 (L)
 3/6/20 vs. Milwaukee 113-103 (W)

2020-21 MEETINGS

1/21/21 @ Milwaukee 4:30 pm (TNT)
 TBD One remaining matchup in '20-21

LAKERS 2019-20 STATISTICS VS. MILWAUKEE

	G	GS	MIN	FG	FGA	FG%	3FG	3FGA	3FG%	FT	FTA	FT%	OFF	DEF	TOT	AST	PF	DQ	STL	TO	BLK	PTS	AVG
Davis	2	2	72	21	49	.429	0	10	.000	24	28	.857	7	12	19	5	8	0	1	5	5	66	33.0
James	2	2	73	20	40	.500	4	14	.286	14	17	.824	0	20	20	19	9	0	3	8	0	58	29.0
Green	2	2	65	9	19	.474	9	17	.529	0	1	.000	2	4	6	2	4	0	2	2	1	27	13.5
Caldwell-Pope	2	1	54	9	16	.563	2	7	.286	2	2	1.000	0	3	3	4	4	0	2	1	0	22	11.0
Kuzma	1	0	24	3	11	.273	1	6	.167	4	4	1.000	1	7	8	1	1	0	0	1	0	11	11.0
Morris	1	0	9	2	3	.667	1	2	.500	0	0	---	0	2	2	0	2	0	0	0	0	5	5.0
McGee	2	2	37	4	7	.571	0	0	---	1	2	.500	5	9	14	0	5	0	3	1	3	9	4.5
Caruso	2	0	35	3	6	.500	1	3	.333	1	2	.500	0	3	3	2	2	0	0	1	1	8	4.0
Rondo	2	0	30	3	9	.333	0	3	.000	1	2	.500	0	4	4	7	3	0	1	5	0	7	3.5
Bradley	2	1	49	0	7	.000	0	4	.000	2	2	1.000	0	5	5	3	5	0	1	5	0	2	1.0
Howard	2	0	25	1	3	.333	0	0	---	0	1	.000	2	4	6	0	6	0	2	4	0	2	1.0
Dudley	1	0	4	0	0	---	0	0	---	0	0	---	0	0	0	0	2	0	1	0	0	0.0	
Daniels	1	0	3	0	1	.000	0	1	.000	0	0	---	0	0	0	0	0	0	0	0	0	0	0.0

CURRENT STREAK

Won 1

LAST HOME LOSS

3/1/19 (120-131)

FEWEST POINTS SCORED

79 vs. Milwaukee, 12/21/10
 79 vs. Milwaukee, 12/31/13

CURRENT HOME STREAK

Won 1

LAST ROAD LOSS

12/19/19 (104-111)

FEWEST POINTS ALLOWED

77 vs. Milwaukee, 1/10/10

CURRENT ROAD STREAK

Lost 3

LARGEST WINNING MARGIN

29 vs. Milwaukee, 11/15/83 (126-97)

HIGH INDIV. GAME (LAKERS)

44, J. West @ Milwaukee, 1/21/69

LAST HOME WIN

3/6/20 (113-103)

LARGEST LOSING MARGIN

34 @ Milwaukee, 2/11/71 (88-122)

HIGH INDIV. GAME (BUCKS)

50, K. Abdul-Jabbar vs. Milwaukee, 3/17/72

LAST ROAD WIN

2/10/17 (122-114)

MOST POINTS SCORED

137 @ Milwaukee, 11/14/78

MOST POINTS ALLOWED

131 vs. Milwaukee, 3/1/19

MINNESOTA TIMBERWOLVES



600 Hennepin Avenue, Suite 300, Minneapolis, MN 55403
 phone: (612) 673-1600 / www.timberwolves.com

BASKETBALL DIRECTORY / GENERAL INFORMATION

Owner: Glen Taylor
Chief Executive Officer: Ethan Casson
President of Basketball Operations: Gersson Rosas
Head Coach: Ryan Saunders
Associate Head Coach: David Vanterpool
Assistant Coaches: Pablo Prigioni, Bryan Gates, Kevin Hanson, Kevin Bursleson, Joseph Blair
VP of Player Health/Head Athletic Trainer: Gregg Farnham
Communications: Bri Bauer, Aaron Freeman, Sara Perez, Corrie Henry
Home Court: Target Center (19,356) - opened in 1990
Colors: Green, Blue, Silver
Radio: WCCO-AM 830 - Alan Horton
Television: Fox Sports North - Dave Benz, Jim Petersen, Marney Gellner

FRANCHISE TIMELINE

Minnesota Timberwolves (founded 1989-90)

2019-20 RESULTS

12/8/19 vs. Minnesota 142-125 (W)
 3/30/20 @ Minnesota Canceled
 4/12/20 vs. Minnesota Canceled

ALL-TIME WIN / LOSS

	Home	Away	Neutral	Overall
Lakers vs. TWolves	46-12	33-24	-	79-36

2020-21 MEETINGS

12/27/20 vs. Minnesota 7:00 pm (NBA TV)
 2/16/21 @ Minnesota 5:00 pm
 TBD One remaining matchup in '20-21

LAKERS 2019-20 STATISTICS VS. MINNESOTA

	G	GS	MIN	FG	FGA	FG%	3FG	3FGA	3FG%	FT	FTA	FT%	OFF	DEF	TOT	AST	PF	DQ	STL	TO	BLK	PTS	AVG
Davis	1	1	39	20	29	.690	0	2	.000	10	10	1.000	3	4	7	6	1	0	4	1	1	50	50.0
James	1	1	28	12	20	.600	6	8	.750	2	2	1.000	1	3	4	13	4	0	1	5	0	32	32.0
Caruso	1	0	30	6	11	.545	2	3	.667	2	4	.500	0	4	4	4	1	0	2	0	0	16	16.0
Green	1	1	26	4	6	.667	4	6	.667	0	0	---	0	8	8	1	4	0	2	0	0	12	12.0
Caldwell-Pope	1	1	28	3	7	.429	1	4	.250	2	2	1.000	0	2	2	5	1	0	0	1	0	9	9.0
Howard	1	0	22	3	5	.600	0	1	.000	2	2	1.000	3	3	6	0	2	0	0	1	0	8	8.0
Kuzma	1	0	26	3	7	.429	1	3	.333	0	0	---	1	0	1	1	0	0	0	1	0	7	7.0
McGee	1	1	16	3	3	1.000	0	0	---	0	0	---	1	4	5	0	4	0	0	0	0	6	6.0
Cook	1	0	10	1	3	.333	0	1	.000	0	0	---	0	0	0	1	1	0	0	1	0	2	2.0
Daniels	1	0	8	0	2	.000	0	2	.000	0	0	---	0	1	1	0	1	0	0	0	0	0	0.0
Dudley	1	0	3	0	0	---	0	0	---	0	0	---	1	2	3	0	0	0	0	0	0	0	0.0
Horton-Tucker	1	0	2	0	1	.000	0	1	.000	0	0	---	0	0	0	1	0	0	0	0	0	0	0.0

CURRENT STREAK

Won 1

LAST HOME LOSS

1/24/19 (105-120)

FEWEST POINTS SCORED

74 @ Minnesota, 11/9/05

CURRENT HOME STREAK

Won 1

LAST ROAD LOSS

1/6/19 (86-108)

FEWEST POINTS ALLOWED

73 vs. Minnesota, 3/26/04
 73 @ Minnesota, 12/6/90

CURRENT ROAD STREAK

Lost 7

LARGEST WINNING MARGIN

33 vs. Minnesota, 2/9/00 (114-81)

HIGH INDIV. GAME (LAKERS)

50, K. Bryant vs. Minnesota, 3/18/07
 50, C. Ceballos vs. Minnesota, 12/20/94
 50, A. Davis vs. Minnesota, 12/8/19

LAST HOME WIN

12/8/19 (142-125)

LARGEST LOSING MARGIN

36 @ Minnesota, 3/28/14 (143-107)

HIGH INDIV. GAME (WOLVES)

47, A. Wiggins @ Minnesota, 11/13/16

LAST ROAD WIN

3/25/15 (101-99, OT)

MOST POINTS SCORED

142 vs. Minnesota, 12/8/19

MOST POINTS ALLOWED

143 @ Minnesota, 3/28/14

5800 Airline Drive, Metairie, LA 70003
 phone: (504) 593-4700 / www.pelicans.com

BASKETBALL DIRECTORY / GENERAL INFORMATION

Owner: Gayle Benson
President: Dennis Lauscha
Executive VP of Basketball Operations: David Griffin
General Manager: Trajan Langdon
VP of Basketball Operations/Team Development: Swin Cash
Head Coach: Stan Van Gundy
Assistant Coaches: Bob Beyer, Casey Hill, Fred Vinson
 Rex Walters, Teresa Witherspoon
Head Athletic Trainer: Tom Maystadt
Communications: Greg Bensel, Matt Ryan,
 Will McClaran, Chris Trahant
Home Court: Smoothie King Center (16,867) - opened in 1999
Colors: Blue, Gold, Red
Radio: ESPN New Orleans (100.3 FM) - Todd Graffagnini,
 John DeShazier, Daniel Sallerson, Caroline Gonzalez
Television: Fox Sports New Orleans - Joel Meyers,
 Antonio Daniels, Jen Hale



FRANCHISE TIMELINE

New Orleans Hornets	(founded 2002-03)	W/L: 27-9
NO/Oklahoma City	(2005-07)	
New Orleans Pelicans	(founded 2013-14)	W/L: 12-13

ALL-TIME WIN / LOSS

	Home	Away	Neutral	Overall
All-Time Totals	21-9	18-13	-	39-22

2019-20 RESULTS

11/27/19	@ New Orleans	114-110	(W)
1/3/20	vs. New Orleans	123-113	(W)
2/25/20	vs. New Orleans	118-109	(W)
3/1/20	@ New Orleans	122-114	(W)

2020-21 MEETINGS

1/15/21	vs. New Orleans	7:00 pm (ESPN)
TBD	Two remaining matchups in '20-21	

LAKERS 2019-20 STATISTICS VS. NEW ORLEANS

	G	GS	MIN	FG	FGA	FG%	3FG	3FGA	3FG%	FT	FTA	FT%	OFF	DEF	TOT	AST	PF	DQ	STL	TO	BLK	PTS	AVG
Davis	3	3	111	36	72	.500	4	12	.333	32	35	.914	11	25	36	5	9	0	7	7	8	108	36.0
James	4	4	145	48	83	.578	11	25	.440	13	21	.619	4	29	33	45	6	0	6	20	2	120	30.0
Green	4	4	107	21	38	.553	13	27	.481	1	2	.500	3	10	13	10	9	0	6	5	2	56	14.0
Kuzma	4	1	91	22	46	.478	8	19	.421	3	4	.750	1	11	12	4	12	0	2	4	1	55	13.8
Caldwell-Pope	4	1	116	14	37	.378	5	20	.250	5	8	.625	0	4	4	6	8	0	5	4	2	38	9.5
Morris	2	0	29	5	11	.455	2	6	.333	2	2	1.000	0	5	5	1	7	0	1	0	1	14	7.0
Bradley	3	3	78	5	22	.227	3	14	.214	4	4	1.000	2	6	8	5	4	0	3	2	1	17	5.7
Howard	4	0	80	10	13	.769	0	0	---	1	3	.333	5	15	20	3	13	0	0	4	5	21	5.3
McGee	4	4	66	9	17	.529	0	0	---	2	2	1.000	8	19	27	0	8	0	2	2	8	20	5.0
Caruso	2	0	42	4	6	.667	0	1	.000	2	3	.667	0	4	4	10	3	0	3	1	2	10	5.0
Cook	1	0	12	2	5	.400	1	2	.500	0	0	---	0	0	0	0	3	0	0	0	0	5	5.0
Daniels	2	0	20	3	4	.750	1	2	.500	0	0	---	0	0	0	0	0	0	0	1	0	7	3.5
Rondo	4	0	63	3	16	.188	0	4	.000	0	0	---	1	8	9	15	2	0	2	6	0	6	1.5

CURRENT STREAK

Won 6

LAST HOME LOSS

10/22/17 (112-119)

MOST POINTS ALLOWED

139 @ New Orleans, 2/14/18

CURRENT HOME STREAK

Won 4

LAST ROAD LOSS

2/23/19 (115-128)

FEWEST POINTS SCORED

80 @ New Orleans, 1/21/15

CURRENT ROAD STREAK

Won 3

LARGEST WINNING MARGIN

29 @ New Orleans, 1/9/08 (109-80)

FEWEST POINTS ALLOWED

76 vs. New Orleans, 11/28/04

LAST HOME WIN

2/25/20 (118-109)

LARGEST LOSING MARGIN

22 @ New Orleans, 2/14/18 (117-139)

HIGH INDIV. GAME (LAKERS)

50, K. Bryant @ New Orleans, 3/23/07

LAST ROAD WIN

3/1/20 (122-114)

MOST POINTS SCORED

130 vs. New Orleans, 3/31/19

HIGH INDIV. GAME (PELICANS)

42, A. Davis @ New Orleans, 2/14/18

NEW YORK KNICKS



Two Pennsylvania Plaza, New York, NY 10121
 phone: (212) 465-6471 / www.nyknicks.com

BASKETBALL DIRECTORY / GENERAL INFORMATION

Executive Chairman: James L. Dolan
President: Leon Rose
General Manager: Scott Perry
Head Coach: Tom Thibodeau
Assistant Coaches: Kenny Payne, Mike Woodson, Andy Greer, Darren Erman, Larry Greer
Head Athletic Trainer: Roger Hinds
Vice President, Media Relations: Gregg Schwartz
Home Court: Madison Square Garden (19,812) - opened in 1968
Colors: Orange, Blue and White
Radio: ESPN Radio (98.7 FM) - Ed Cohen, Brendan Brown
Television: MSG Network - Mike Breen, Walt Frazier

FRANCHISE TIMELINE

New York Knicks (founded 1946-47)

ALL-TIME WIN / LOSS

	Home	Away	Neutral	Overall
Minneapolis Era	24-12	10-26	12-7	46-45
Los Angeles Era	64-30	52-45	7-2	123-77
All-Time Totals	88-42	62-71	19-9	169-122

2019-20 MEETINGS

1/7/20 vs. New York 117-87 (W)
 1/22/20 @ New York 100-92 (W)

2020-21 MEETINGS

TBD Two remaining matchups in '20-21

LAKERS 2019-20 STATISTICS VS. NEW YORK

	G	GS	MIN	FG	FGA	FG%	3FG	3FGA	3FG%	FT	FTA	FT%	OFF	DEF	TOT	AST	PF	DQ	STL	TO	BLK	PTS	AVG
James	2	2	67	18	35	.514	8	17	.471	8	10	.800	0	11	11	10	2	0	7	8	1	52	26.0
Davis	2	2	58	9	22	.409	1	3	.333	14	15	.933	1	10	11	10	2	0	4	4	4	33	16.5
Caldwell-Pope	2	0	45	10	17	.588	6	11	.545	2	2	1.000	2	3	5	2	2	0	0	2	0	28	14.0
Kuzma	2	0	49	10	21	.476	2	8	.250	4	5	.800	2	11	13	2	6	0	0	3	2	26	13.0
Bradley	2	2	43	7	16	.438	2	4	.500	0	0	---	0	1	1	0	3	0	2	0	0	16	8.0
Rondo	2	0	42	6	12	.500	2	6	.333	2	4	.500	0	4	4	13	2	0	3	5	0	16	8.0
Green	2	2	44	5	15	.333	3	8	.375	1	2	.500	3	4	7	4	1	0	3	2	0	14	7.0
Howard	2	0	52	5	7	.714	1	1	1.000	2	6	.333	4	21	25	0	7	0	2	2	8	13	6.5
McGee	2	2	31	5	9	.556	0	1	.000	2	3	.667	4	8	12	0	3	0	2	1	2	12	6.0
Cook	1	0	5	1	2	.500	1	1	1.000	0	0	---	0	0	0	1	0	0	0	0	0	3	3.0
Caruso	2	0	34	1	7	.143	0	2	.000	2	2	1.000	1	1	2	2	5	0	1	0	1	4	2.0
Daniels	1	0	6	0	1	.000	0	1	.000	0	0	---	0	0	0	1	0	0	0	0	1	0	0.0
Dudley	1	0	5	0	0	---	0	0	---	0	0	---	0	0	0	0	0	0	0	0	0	0	0.0

CURRENT STREAK

Won 2

LAST HOME LOSS

1/4/19 (112-119)

MOST POINTS ALLOWED

142 @ New York, 12/31/57
 140 @ New York, 2/12/66

CURRENT HOME STREAK

Won 1

LAST ROAD LOSS

3/17/19 (123-124)

FEWEST POINTS SCORED*

78 vs. New York, 4/1/01
 78 vs. New York, 12/7/93

CURRENT ROAD STREAK

Won 1

LARGEST WINNING MARGIN

37 vs. New York, 3/1/61 (144-107)

FEWEST POINTS ALLOWED*

68 vs. New York, 2/26/92

LAST HOME WIN

1/7/20 (117-87)

LARGEST LOSING MARGIN

33 @ New York, 3/16/71 (82-115)

LAST ROAD WIN

1/22/20 (100-92)

MOST POINTS SCORED

152 vs. New York, 1/15/66

HIGH INDIV. GAME (LAKERS)

71, E. Baylor @ New York, 11/15/60

HIGH INDIV. GAME (KNICKS)

53, A. Houston vs. New York, 2/16/03
 53, W. Reed vs. New York, 11/1/67

* since introduction of the shot clock in 1954-55

208 Thunder Dr., Oklahoma City, OK 73102
 phone: (405) 208-4800 / www.okcthunder.com

BASKETBALL DIRECTORY / GENERAL INFORMATION

Chairman: Clay Bennett
Executive Vice President / General Manager: Sam Presti
Vice Presidents of Basketball Operations: Will Dawkins, Rob Hennigan
Head Coach: Mark Daigneault
Assistant Coaches: Dave Bliss, Mike Wilks, David Akinyooye, Mike Miller
Basketball Communications: Matt Tumbleson, John Read, Laila Wani, Shelby Willingham
Home Court: Chesapeake Energy Arena (18,203) - opened in 2002
Colors: Thunder Blue, Thunder Navy, Thunder Sunset, Thunder Yellow
Radio: WWLS (98.1 FM / 640 AM) - Matt Pinto
Spanish Radio: WKY (930 AM) - Eleno Ornelas
Television: Fox Sports Oklahoma - Michael Cage, Chris Fisher, Nick "Sparky" Gallo



FRANCHISE TIMELINE

Seattle Sonics (founded 1967-68) W/L: 128-83
 Oklahoma City (founded 2008-09) W/L: 18-24

ALL-TIME WIN / LOSS

	Home	Away	Neutral	Overall
All-Time Totals	89-39	57-68	-	146-107
Lakers vs. Oklahoma City	10-11	8-13	-	18-24

2019-20 RESULTS

11/19/19 vs. Oklahoma City 112-107 (W)
 11/22/19 @ Oklahoma City 130-127 (W)
 1/11/20 @ Oklahoma City 125-110 (W)
 8/5/20 vs. Oklahoma City 86-105 (L)

2020-21 MEETINGS

1/13/21 @ Oklahoma City 5:00 pm
 2/8/21 vs. Oklahoma City 7:00 pm
 2/10/21 vs. Oklahoma City 7:00 pm

LAKERS 2019-20 STATISTICS VS. OKLAHOMA CITY

	G	GS	MIN	FG	FGA	FG%	3FG	3FGA	3FG%	FT	FTA	FT%	OFF	DEF	TOT	AST	PF	DQ	STL	TO	BLK	PTS	AVG
Davis	3	3	102	25	54	.463	7	15	.467	19	21	.905	6	20	26	16	10	0	5	4	2	76	25.3
James	3	3	103	26	60	.433	3	13	.231	12	19	.632	2	26	28	28	5	0	4	12	1	67	22.3
Kuzma	4	1	102	24	41	.585	8	17	.471	5	9	.556	2	10	12	0	4	0	0	3	2	61	15.3
Walters	1	0	26	5	13	.385	0	4	.000	4	5	.800	0	2	2	2	1	0	1	0	1	14	14.0
Rondo	3	1	78	16	38	.421	4	13	.308	1	2	.500	2	13	15	22	3	0	3	7	0	37	12.3
Daniels	1	0	21	5	11	.455	2	6	.333	0	0	---	1	5	6	0	3	0	0	0	0	12	12.0
Caldwell-Pope	4	4	111	16	29	.552	10	16	.625	4	4	1.000	5	8	13	5	8	0	1	2	0	46	11.5
Green	3	3	73	10	19	.526	7	15	.467	1	2	.500	3	11	14	4	7	0	2	3	1	28	9.3
Howard	3	0	61	8	14	.571	0	0	---	9	12	.750	10	17	27	3	7	0	1	5	5	25	8.3
Caruso	4	0	75	11	25	.440	6	15	.400	3	4	.750	2	5	7	7	8	0	4	5	1	31	7.8
McGee	4	4	85	13	24	.542	0	0	---	2	6	.333	11	15	26	5	12	0	2	6	7	28	7.0
Cook	4	0	58	8	22	.364	3	10	.300	1	1	1.000	1	6	7	5	2	0	2	4	0	20	5.0
Morris	1	0	13	2	6	.333	0	2	.000	1	2	.500	2	2	4	0	5	0	1	1	1	5	5.0
Bradley	1	1	25	1	3	.333	1	1	1.000	0	0	---	0	2	2	2	3	0	0	1	0	3	3.0
Dudley	2	0	13	0	2	.000	0	2	.000	0	0	---	0	1	1	0	2	0	0	0	0	0	0.0
Smith	1	0	11	0	3	.000	0	2	.000	0	0	---	0	1	1	0	0	0	0	1	0	0	0.0
Antetokounmpo	1	0	4	0	0	---	0	0	---	0	0	---	0	0	0	0	1	0	0	0	0	0	0.0

CURRENT STREAK

Lost 1

LAST ROAD LOSS

4/2/19 (103-119)

FEWEST POINTS SCORED

75 @ Oklahoma City, 3/26/10
 79 vs. Seattle, 12/23/92

CURRENT HOME STREAK

Lost 1

LARGEST WINNING MARGIN

38 vs. Seattle, 2/2/68 (151-113)
 25 vs. Oklahoma City, 2/8/18 (106-81)

FEWEST POINTS ALLOWED

71 vs. Seattle, 3/19/96
 81 vs. Oklahoma City, 2/8/18

CURRENT ROAD STREAK

Won 2

LARGEST LOSING MARGIN

40 @ Oklahoma City, 12/19/15 (78-118)

HIGH INDIV. GAME (LAKERS)

50, K. Bryant vs. Seattle, 4/15/07
 44, L. Williams vs. Oklahoma City, 1/8/16

LAST HOME WIN

11/19/19 (112-107)

MOST POINTS SCORED

154 vs. Seattle, 1/21/68
 114 vs. Oklahoma City, 3/9/14

HIGH INDIV. GAME (THUNDER)

47, B. Rule @ Seattle, 11/21/67
 43, K. Durant vs. Oklahoma City, 2/13/14

LAST ROAD WIN

1/11/20 (125-110)

MOST POINTS ALLOWED

137 @ Seattle, 11/21/67
 133 vs. Oklahoma City, 1/3/18

LAST HOME LOSS

8/5/20 (86-105) (Orlando, FL)
 1/2/19 (100-107)

ORLANDO MAGIC

400 West Church Street, Suite 250, Orlando, FL 32801
 phone: (407) 916-2400 / fax: (407) 916-2830 / www.orlandomagic.com

BASKETBALL DIRECTORY / GENERAL INFORMATION

Chairman/Governor: Dan DeVos
Chief Executive Officer: Alex Martins
President of Basketball Operations: Jeff Weltman
General Manager: John Hammond
Head Coach: Steve Clifford
Assistant Coaches: Mike Batiste, Tyrone Corbin, Pat Delaney, Steve Hetzel, Bruce Kreuzer
Head Athletic Trainer: Ernest Eugene
Communications: Joel Glass, George Galante, Trish Wingerson, Brooke Brumbelow
Home Court: Amway Center (18,846) - opened in 2010
Colors: Blue, Silver, Black
Television: Fox Sports Florida - David Steele, Jeff Turner, Dante Marchitelli
Radio: FM 96.9 The Game - Simulcast with FOX Sports Florida



FRANCHISE TIMELINE

Orlando Magic (founded 1989-90)

ALL-TIME WIN / LOSS

	Home	Away	Neutral	Overall
Lakers vs. Magic	23-7	16-16	-	39-23

2019-20 RESULTS

12/11/19 @ Orlando 96-87 (W)
 1/15/20 vs. Orlando 118-119 (L)

2020-21 MEETINGS

TBD Two remaining matchups in '20-21

LAKERS 2019-20 STATISTICS VS. ORLANDO

	G	GS	MIN	FG	FGA	FG%	3FG	3FGA	3FG%	FT	FTA	FT%	OFF	DEF	TOT	AST	PF	DQ	STL	TO	BLK	PTS	AVG
James	2	2	74	18	43	.419	3	15	.200	5	10	.500	2	12	14	29	3	0	3	11	0	44	22.0
Cook	1	0	25	9	14	.643	4	7	.571	0	0	---	0	4	4	1	3	0	1	1	0	22	22.0
Caldwell-Pope	2	1	60	11	22	.500	7	15	.467	3	3	1.000	1	5	6	3	6	0	4	3	0	32	16.0
Davis	1	1	37	6	20	.300	1	4	.250	3	4	.750	4	8	12	6	2	0	2	2	2	16	16.0
McGee	2	2	36	10	10	1.000	0	0	---	2	2	1.000	2	11	13	0	6	0	0	0	0	32	11.0
Daniels	2	0	28	7	11	.636	5	6	.833	2	4	.500	1	1	2	1	0	0	0	0	2	19	9.5
Green	2	2	47	9	22	.409	1	11	.091	0	0	---	2	5	7	4	3	0	2	0	2	19	9.5
Dudley	2	0	37	4	6	.667	4	5	.800	0	0	---	0	3	3	0	4	0	1	2	0	12	6.0
Howard	2	0	44	5	14	.357	0	0	---	1	5	.200	10	12	22	2	5	0	1	4	1	11	5.5
Kuzma	1	1	27	2	10	.200	0	2	.000	0	0	---	2	3	5	7	1	0	0	2	1	4	4.0
Caruso	2	0	32	2	6	.333	2	2	1.000	1	2	.500	1	5	6	0	0	0	2	3	1	7	3.5
Bradley	2	1	34	2	6	.333	0	2	.000	0	0	---	0	3	3	1	4	0	1	1	0	4	2.0

CURRENT STREAK

Lost 1

LAST HOME LOSS

1/15/20 (118-119)

MOST POINTS ALLOWED

130 @ Orlando, 11/17/18

CURRENT HOME STREAK

Lost 2

LAST ROAD LOSS

11/17/18 (117-130)

FEWEST POINTS SCORED

75 @ Orlando, 2/13/11

CURRENT ROAD STREAK

Won 1

LARGEST WINNING MARGIN

26 vs. Orlando, 11/24/90 (115-89)

FEWEST POINTS ALLOWED

81 vs. Orlando, 12/6/96

LAST HOME WIN

3/7/18 (108-107)

LARGEST LOSING MARGIN

26 @ Orlando, 3/23/97 (84-110)

HIGH INDIV. GAME (LAKERS)

41, K. Bryant @ Orlando, 12/20/08
 41, K. Bryant @ Orlando, 11/12/04

LAST ROAD WIN

12/11/19 (96-87)

MOST POINTS SCORED

121 vs. Orlando, 1/10/90

HIGH INDIV. GAME (MAGIC)

46, S. O'Neal @ Orlando, 3/8/95

3 Banner Way, Camden, NJ 08103
 phone: (215) 339-7600 / www.sixers.com

BASKETBALL DIRECTORY / GENERAL INFORMATION

Managing Partner: Josh Harris
Co-Managing Partner: David Blitzer
Chief Executive Officer: Scott O'Neil
President, Basketball Operations: Daryl Morey
General Manager: Elton Brand
Head Coach: Doc Rivers
Assistant Coaches: Dave Joergel, Sam Cassell, Dan Burke, Brian Adams, Eric Hughes, Popeye Jones
Head Athletic Trainer: Kevin Johnson
Public Relations: Dave Sholler, Lara Toscani Weems, Patrick Rees, Molly Mita, Rob King, Liz Klotzbach
Home Court: Wells Fargo Center (20,155) - opened in 1996
Colors: Red, White, Blue
Radio: The Fanatic (97.5 FM) - Tom McGinnis
Television: NBC Sports Philadelphia - Marc Zumoff, Alaa Abdelnaby



FRANCHISE TIMELINE / LAKERS RECORD

Syracuse Nationals	(founded 1949-50)	W/L: 51-57
Philadelphia 76ers	(founded 1963-64)	W/L: 95-80

ALL-TIME WIN / LOSS

	Home	Away	Neutral	Overall
Minneapolis Era	16-13	9-28	10-6	35-47
Los Angeles Era	65-29	37-51	9-10	111-90
All-Time Totals	81-42	46-79	19-16	146-137
<i>Lakers vs. Philadelphia</i>	<i>56-29</i>	<i>35-47</i>	<i>4-4</i>	<i>95-80</i>

2019-20 RESULTS

1/25/20	@ Philadelphia	91-108	(L)
3/3/20	vs. Philadelphia	120-107	(W)

2020-21 MEETINGS

1/27/21	@ Philadelphia	7:30 pm (ESPN)
TBD	One remaining matchup in '20-21	

LAKERS 2019-20 STATISTICS VS. PHILADELPHIA

	G	GS	MIN	FG	FGA	FG%	3FG	3FGA	3FG%	FT	FTA	FT%	OFF	DEF	TOT	AST	PF	DQ	STL	TO	BLK	PTS	AVG
Davis	2	2	78	26	41	.634	6	10	.600	10	12	.833	3	17	20	4	4	0	6	7	3	68	34.0
James	2	2	69	18	34	.529	3	11	.273	12	16	.750	1	13	14	22	4	0	2	11	2	51	25.5
Caldwell-Pope	2	0	56	7	11	.636	2	4	.500	1	2	.500	1	2	3	2	4	0	1	1	0	17	8.5
Bradley	2	2	52	7	13	.538	3	7	.429	0	0	---	0	6	6	4	4	0	2	0	0	17	8.5
Howard	2	1	29	5	5	1.000	0	0	---	3	7	.429	3	3	6	0	3	0	1	0	0	13	6.5
McGee	1	1	15	3	4	.750	0	0	---	0	0	---	1	4	5	0	2	0	0	1	1	6	6.0
Kuzma	2	0	46	5	16	.313	1	8	.125	0	0	---	1	9	10	2	5	0	0	2	0	11	5.5
Rondo	2	0	34	4	14	.286	2	8	.250	0	0	---	1	0	1	7	4	0	1	4	0	10	5.0
Green	2	2	57	4	14	.286	1	9	.111	0	0	---	5	10	3	5	0	2	4	0	9	4.5	
Caruso	1	0	20	1	6	.167	0	3	.000	2	2	1.000	0	1	1	3	0	0	6	1	0	4	4.0
Morris	1	0	13	0	2	.000	0	2	.000	2	2	1.000	0	0	0	0	0	0	0	2	1	2	2.0
Dudley	2	0	9	1	2	.500	1	2	.500	0	0	---	0	2	2	0	1	0	0	0	0	3	1.5
Cook	1	0	1	0	0	---	0	0	---	0	0	---	0	0	0	1	0	0	0	1	0	0	0.0

CURRENT STREAK

Won 1

LAST HOME LOSS

1/29/19 (105-121)

MOST POINTS ALLOWED

158 @ Philadelphia, 3/18/68

CURRENT HOME STREAK

Won 1

LAST ROAD LOSS

1/25/20 (91-108)

FEWEST POINTS SCORED*

73 @ Philadelphia, 2/5/04

CURRENT ROAD STREAK

Lost 2

LARGEST WINNING MARGIN

40 @ Philadelphia, 11/10/71 (143-103)
 40 vs. Philadelphia, 11/19/72 (135-95)

FEWEST POINTS ALLOWED*

78 vs. Syracuse, 11/22/56
 81 @ Philadelphia, 12/17/10

LAST HOME WIN

3/3/20 (120-107)

LARGEST LOSING MARGIN

31 @ Syracuse, 11/4/51 (67-98)
 30 @ Philadelphia, 3/18/68 (128-158)

HIGH INDIV. GAME (LAKERS)

56, E. Baylor vs. Syracuse, 1/24/61
 49, J. West vs. Philadelphia, 2/17/68

LAST ROAD WIN

12/7/17 (107-104)

MOST POINTS SCORED

154 vs. Philadelphia, 12/19/71

HIGH INDIV. GAME (76ERS)

65, W. Chamberlain @ Philadelphia, 2/17/66

* since introduction of the shot clock in 1954-55

PHOENIX SUNS



201 East Jefferson Street, Phoenix, AZ 85004
 phone: (602) 379-7900 / www.suns.com

BASKETBALL DIRECTORY / GENERAL INFORMATION

Managing Partner: Robert Sarver
President & Chief Executive Officer: Jason Rowley
General Manager: James Jones
Head Coach: Monty Williams
Assistant Coaches: Willie Green, Kevin Young, Mark Bryant, Randy Ayers, Brian Randle
Head Athletic Trainer: David Crewe
Basketball Communications: Julie Fie, Cole Mickelson
Home Court: Phoenix Suns Arena - opened in 1992
Colors: Orange, Purple
Radio: Arizona Sports (98.7 FM) - Al McCoy, Jon Bloom, Tim Kempton
Spanish Radio: KSUN La Mejor Radio (1400 AM, 106.5 FM) - Arturo Ochoa, Juan Urresti
Television: Fox Sports Arizona - Kevin Ray, Eddie Johnson, Ann Meyers Drysdale

FRANCHISE TIMELINE

Phoenix Suns (founded 1968-69)

2019-20 RESULTS

11/12/19 @ Phoenix 123-115 (W)
 1/1/20 vs. Phoenix 117-107 (W)
 2/10/20 vs. Phoenix 125-100 (W)
 4/15/20 @ Phoenix Canceled

ALL-TIME WIN / LOSS

	Home	Away	Neutral	Overall
Lakers vs. Suns	95-32	50-75	-	145-107

2020-21 MEETINGS

3/2/21 vs. Phoenix 7:00 pm (TNT)
 TBD Two remaining matchups in '20-21

LAKERS 2019-20 STATISTICS VS. PHOENIX

	G	GS	MIN	FG	FGA	FG%	3FG	3FGA	3FG%	FT	FTA	FT%	OFF	DEF	TOT	AST	PF	DQ	STL	TO	BLK	PTS	AVG
Davis	3	3	106	27	50	.540	2	8	.250	19	22	.864	7	26	33	11	4	0	3	7	3	75	25.0
James	3	3	105	25	55	.455	5	14	.357	12	23	.522	2	26	28	32	2	0	3	14	1	67	22.3
Kuzma	3	0	73	18	36	.500	7	18	.389	8	9	.889	3	13	16	5	6	0	3	3	2	51	17.0
Bradley	3	3	80	17	26	.654	3	8	.375	1	2	.500	3	4	7	6	7	0	4	1	0	38	12.7
Howard	3	0	61	15	21	.714	0	0	---	4	11	.364	10	18	28	1	9	0	1	3	1	34	11.3
Green	3	3	74	11	23	.478	5	15	.333	1	2	.500	0	4	4	6	11	0	1	3	1	28	9.3
Rondo	3	0	56	11	23	.478	5	9	.556	1	2	.500	2	8	10	14	6	0	1	2	0	28	9.3
Caldwell-Pope	3	0	58	6	12	.500	2	5	.400	4	4	1.000	3	1	4	4	3	0	3	1	0	18	6.0
McGee	3	3	45	8	11	.727	0	0	---	2	5	.400	5	8	13	7	8	0	1	3	4	18	6.0
Cook	2	0	13	1	5	.200	1	4	.250	0	0	---	1	0	1	3	1	0	0	0	0	3	1.5
Daniels	2	0	9	1	6	.167	1	5	.200	0	0	---	0	2	2	0	1	0	0	0	0	3	1.5
Caruso	3	0	33	1	6	.167	0	3	.000	0	0	---	0	0	0	3	1	0	1	0	1	2	0.7
Dudley	1	0	5	0	2	.000	0	1	.000	0	0	---	1	1	2	0	1	0	0	0	0	0	0.0

CURRENT STREAK

Won 3

LAST HOME LOSS

11/17/17 (113-122)

MOST POINTS ALLOWED

138 @ Phoenix, 1/19/84

CURRENT HOME STREAK

Won 5

LAST ROAD LOSS

3/2/19 (109-118)

FEWEST POINTS SCORED

76 @ Phoenix, 3/18/13

CURRENT ROAD STREAK

Won 1

LARGEST WINNING MARGIN

37 @ Phoenix, 12/28/00 (115-78)
 37 vs. Phoenix, 1/2/87 (155-118)
 37 @ Phoenix, 10/31/85 (144-107)

FEWEST POINTS ALLOWED

77 vs. Phoenix, 1/3/16

LAST HOME WIN

2/10/20 (125-100)

LARGEST LOSING MARGIN

36 @ Phoenix, 2/15/17 (137-101)

HIGH INDIV. GAME (LAKERS)

66, W. Chamberlain vs. Phoenix, 2/9/69

LAST ROAD WIN

11/12/19 (123-115)

MOST POINTS SCORED

155 vs. Phoenix, 1/2/87

HIGH INDIV. GAME (SUNS)

43, G. Goodrich vs. Phoenix, 2/28/69

One Center Court, Suite 200, Portland, OR 97227
 phone: (503) 234-9291 / www.trailblazers.com

BASKETBALL DIRECTORY / GENERAL INFORMATION

Chair: Jody Allen
President of Basketball Operations: Neil Olshey
President & CEO: Chris McGowan
Head Coach: Terry Stotts
Associate Head Coach: Nate Tibbetts
Assistant Coaches: Dale Osbourne, Jim Moran,
 John McCullough, Jannero Pargo
Head Athletic Trainer: Geoff Clark
Basketball Communications: Jim Taylor, Jacob Gifford,
 Heavyn Jackson
Home Court: Moda Center (19,441) - opened in 1995
Colors: Scarlet, Black and White
Radio: Rip City Radio 620 AM - Travis Demers, Michael Holton
Television: NBC Sports Northwest - Jordan Kent,
 Lamar Hurd, Brooke Olzendam



FRANCHISE TIMELINE

Portland Trail Blazers (founded 1970-71)

ALL-TIME WIN / LOSS

	Home	Away	Neutral	Overall
Lakers vs. Blazers	77-38	45-70	-	122-108

2019-20 RESULTS

12/6/19	@ Portland	136-113	(W)
12/28/19	@ Portland	128-120	(W)
1/31/20	vs. Portland	119-127	(L)

2020-21 MEETINGS

12/28/20	vs. Portland	7:00 pm	(NBA TV)
2/26/21	vs. Portland	7:00 pm	(ESPN)
TBD	One remaining matchup in '20-21		

LAKERS 2019-20 STATISTICS VS. PORTLAND

	G	GS	MIN	FG	FGA	FG%	3FG	3FGA	3FG%	FT	FTA	FT%	OFF	DEF	TOT	AST	PF	DQ	STL	TO	BLK	PTS	AVG
Davis	3	3	107	33	59	.559	6	15	.400	24	29	.828	5	29	34	13	6	0	5	9	8	96	32.0
James	3	3	108	27	60	.450	8	21	.381	12	19	.632	4	18	22	34	5	0	2	9	3	74	24.7
Kuzma	3	0	79	21	42	.500	6	18	.333	8	10	.800	6	19	25	2	5	0	0	6	0	56	18.7
Bradley	2	2	43	7	15	.467	2	6	.333	2	2	1.000	1	6	7	3	4	0	0	2	0	18	9.0
Caldwell-Pope	3	1	80	8	17	.471	5	10	.500	5	6	.833	2	1	3	8	6	0	2	0	1	26	8.7
Rondo	3	0	47	9	13	.692	3	5	.600	2	2	1.000	1	5	6	13	2	0	2	6	1	23	7.7
McGee	3	3	41	11	13	.846	0	0	---	1	1	1.000	2	8	10	0	8	0	0	1	5	23	7.7
Howard	3	0	54	8	9	.889	0	0	---	6	8	.750	5	17	22	0	13	0	2	3	5	22	7.3
Daniels	2	0	20	4	9	.444	3	6	.500	1	2	.500	3	1	4	2	5	0	1	2	0	12	6.0
Caruso	3	0	52	5	12	.417	2	3	.667	5	7	.714	2	3	5	7	11	0	3	3	0	17	5.7
Green	3	3	62	3	17	.176	3	14	.214	2	3	.667	2	8	10	3	4	0	1	1	2	11	3.7
Cook	2	0	15	2	6	.333	1	2	.500	0	0	---	0	0	0	1	0	0	0	1	0	5	2.5
Dudley	3	0	10	0	0	---	0	0	---	0	0	---	0	3	3	0	0	0	0	0	0	0	0.0

CURRENT STREAK

Lost 1

LAST HOME LOSS

1/31/20 (119-127)

MOST POINTS ALLOWED

145 @ Portland, 4/9/77

CURRENT HOME STREAK

Lost 1

LAST ROAD LOSS

10/18/18 (119-128)

FEWEST POINTS SCORED

77 vs. Portland, 4/3/15

CURRENT ROAD STREAK

Won 3

LARGEST WINNING MARGIN

36 @ Portland, 1/1/87 (140-104)
 36 vs. Portland, 12/10/72 (137-101)

FEWEST POINTS ALLOWED

76 vs. Portland, 10/28/08

LAST HOME WIN

11/14/18 (126-117)

LARGEST LOSING MARGIN

46 @ Portland, 1/9/95 (129-83)

HIGH INDIV. GAME (LAKERS)

65, K. Bryant vs. Portland, 3/16/07

LAST ROAD WIN

12/28/19 (128-120)

MOST POINTS SCORED

153 vs. Portland, 1/30/72

HIGH INDIV. GAME (BLAZERS)

48, D. Lillard vs. Portland, 1/31/20

SACRAMENTO KINGS



500 David J. Stern Walk, Sacramento, CA 95814
 phone: (888) 91-KINGS / www.kings.com

BASKETBALL DIRECTORY / GENERAL INFORMATION

Owner: Vivek Ranadive
General Manager: Monte McNair
Head Coach: Luke Walton
Associate Head Coach: Alvin Gentry
Assistant Coaches: Jesse Murmuys, Rex Kalamian, Roy Rana, Rico Hines, Bobby Jackson, Stacey Augmon, Lindsey Harding
Head Athletic Trainer: Joe Resendez
Communications: Joelle Terry, Alexander Sigua, Raahsan Gethers
Home Court: Golden 1 Center (17,583) - opened in 2016
Colors: Black, Purple, Silver
Radio: KHTK 1140 AM - Gary Gerould
Television: NBC Sports California - Mark Jones, Kyle Draper, Doug Christie, Kayte Hunter

FRANCHISE TIMELINE / LAKERS RECORD

Rochester Royals	(founded 1948-49)	W/L: 52-34
Cincinnati Royals	(founded 1957-58)	W/L: 78-59
Kansas City/Omaha Royals	(founded 1972-73)	W/L: 11-5
Kansas City Kings	(founded 1975-76)	W/L: 37-11
Sacramento Kings	(founded 1985-86)	W/L: 99-48

ALL-TIME WIN / LOSS

	Home	Away	Neutral	Overall
Minneapolis Era	39-9	17-32	14-12	70-53
Los Angeles Era	121-31	73-69	13-4	207-104
All-Time Totals	160-40	90-101	27-16	277-157
<i>Lakers vs. Sacramento</i>	<i>55-18</i>	<i>44-30</i>	<i>-</i>	<i>99-48</i>

2019-20 RESULTS

11/15/19	vs. Sacramento	99-97 (W)
2/1/20	@ Sacramento	129-113 (W)
8/13/20	vs. Sacramento	122-136 (L)

2020-21 MEETINGS

3/3/21	@ Sacramento	7:00 pm
TBD	Two remaining matchups in '20-21	

LAKERS 2019-20 STATISTICS VS. SACRAMENTO

	G	GS	MIN	FG	FGA	FG%	3FG	3FGA	3FG%	FT	FTA	FT%	OFF	DEF	TOT	AST	PF	DQ	STL	TO	BLK	PTS	AVG
James	3	3	87	22	48	.458	5	16	.313	12	13	.923	4	13	17	26	4	0	5	7	0	61	20.3
Davis	2	2	65	10	21	.476	1	5	.200	17	19	.895	1	8	9	8	3	0	3	6	5	38	19.0
Walters	1	0	26	8	15	.533	3	6	.500	0	1	.000	1	2	3	5	2	0	0	5	0	19	19.0
Bradley	1	1	20	7	13	.538	5	9	.556	0	0	---	0	2	2	0	3	0	0	0	0	19	19.0
Caldwell-Pope	2	1	50	10	17	.588	6	11	.545	5	6	.833	2	3	5	2	3	0	1	2	0	31	15.5
Horton-Tucker	1	1	34	6	15	.400	2	5	.400	0	0	---	1	3	4	3	4	0	3	2	0	14	14.0
Morris	1	1	20	5	9	.556	4	5	.800	0	0	---	1	4	5	1	1	0	0	0	0	14	14.0
Kuzma	2	0	47	8	19	.421	4	9	.444	5	6	.833	1	6	7	2	5	0	0	3	1	25	12.5
Caruso	2	0	45	9	16	.563	5	11	.455	0	1	.000	0	1	1	4	7	0	5	1	0	23	11.5
Smith	1	0	25	5	10	.500	1	3	.333	0	0	---	0	1	1	2	2	0	0	1	0	11	11.0
Antetokounmpo	1	0	11	3	3	1.000	0	0	---	1	2	.500	2	0	2	1	1	0	0	1	0	7	7.0
Rondo	2	0	45	6	14	.429	1	7	.143	0	0	---	0	6	6	12	2	0	3	3	0	13	6.5
Cook	3	0	38	7	15	.467	2	6	.333	3	3	1.000	1	5	6	4	1	0	0	2	1	19	6.3
Cacok	1	0	9	3	6	.500	0	0	---	0	0	---	2	3	5	1	0	0	0	0	0	6	6.0
Green	3	3	62	6	20	.300	4	17	.235	1	1	1.000	5	5	10	5	3	0	6	3	2	17	5.7
McGee	3	3	48	7	13	.538	0	0	---	3	4	.750	10	14	24	3	2	0	0	2	0	17	5.7
Howard	3	0	53	2	5	.400	0	0	---	6	8	.750	5	16	21	0	10	0	4	3	10	3.3	
Dudley	3	0	30	2	4	.500	2	3	.667	0	0	---	0	6	6	5	4	0	1	1	0	6	2.0
Daniels	1	0	6	0	2	.000	0	2	.000	0	0	---	0	0	0	0	1	0	0	1	0	0	0.0

CURRENT STREAK

Lost 1

LAST ROAD LOSS

12/27/18 (116-117)

MOST POINTS ALLOWED

146 @ Cincinnati, 1/5/71
 136 vs. Sacramento, 8/13/20

CURRENT HOME STREAK

Lost 1

LARGEST WINNING MARGIN

44 vs. Cincinnati, 2/6/68 (146-102)
 36 vs. Sacramento, 2/4/87 (128-92)

FEWEST POINTS SCORED*

76 vs. Rochester, 3/3/55
 82 @ Sacramento, 2/16/95

CURRENT ROAD STREAK

Won 1

LARGEST LOSING MARGIN

34 @ Cincinnati, 1/5/71 (146-112)
 24 vs. Sacramento, 3/28/01 (108-84)
 24 @ Sacramento, 12/12/16 (92-116)

FEWEST POINTS ALLOWED*

72 @ Sacramento, 3/25/01

LAST HOME WIN

11/15/19 (99-97)

HIGH INDIV. GAME (LAKERS)

61, G. Mikan vs. Rochester, 1/20/52
 51, K. Bryant @ Sacramento, 1/19/06

LAST ROAD WIN

2/1/20 (129-113)

MOST POINTS SCORED

146 vs. Cincinnati, 2/6/68
 135 vs. Sacramento, 4/3/86

HIGH INDIV. GAME (KINGS)

59, J. Twyman @ Cincinnati, 1/15/60
 40, M. Bibby @ Sacramento, 1/19/06
 40, D. Cousins vs. Sacramento, 2/14/17

* since introduction of the shot clock in 1954-55

One AT&T Center, San Antonio, TX 78219
 phone: (210) 444-5500 / www.spurs.com

BASKETBALL DIRECTORY / GENERAL INFORMATION

Chairman: Peter J. Holt
President & CEO: RC Buford
President of Basketball Operations/Head Coach: Gregg Popovich
General Manager: Brian Wright
Assistant Coaches: Becky Hammon, Will Hardy, Mitch Johnson
 Chip Engelland, Darius Songaila
Head Athletic Trainer: Will Sevensing
Communications: Tom James, Kris Davis, Jordan Howenstine
Home Court: AT&T Center (18,354) - opened in 2002
Colors: Metallic Silver, Black
Radio: WOAI (1200 AM) - Bill Schoening
Spanish Radio: KXTN (107.5 FM) - Paul Castro
Television: KENS (Ch. 5), KMYS (Ch. 35), FOX Sports SW (Ch. 26) -
 Bill Land, Sean Elliott, Dan Weiss, Matt Bonner



FRANCHISE TIMELINE

San Antonio Spurs (founded 1976-77)

2019-20 RESULTS

11/3/19 @ San Antonio 103-96 (W)
 11/25/19 @ San Antonio 114-104 (W)
 2/4/20 vs. San Antonio 129-102 (W)

ALL-TIME WIN / LOSS

Lakers vs. Spurs	Home 50-36	Away 35-53	Neutral -	Overall 85-89
------------------	---------------	---------------	--------------	------------------

2020-21 MEETINGS

12/30/20 @ San Antonio 5:30 pm
 1/1/21 @ San Antonio 5:00 pm (NBA TV)
 1/7/21 vs. San Antonio 7:00 pm

LAKERS 2019-20 STATISTICS VS. SAN ANTONIO

	G	GS	MIN	FG	FGA	FG%	3FG	3FGA	3FG%	FT	FTA	FT%	OFF	DEF	TOT	AST	PF	DQ	STL	TO	BLK	PTS	AVG
James	3	3	107	33	67	.493	10	22	.455	14	27	.519	3	19	22	36	5	0	3	10	2	90	30.0
Davis	3	3	98	25	51	.490	2	9	.222	10	11	.909	10	19	29	9	6	0	3	10	6	62	20.7
Bradley	2	2	47	10	18	.556	3	6	.500	1	1	1.000	0	8	8	2	1	0	1	1	1	24	12.0
Caldwell-Pope	3	1	84	13	21	.619	5	12	.417	3	4	.750	1	2	3	2	3	0	3	4	2	34	11.3
Kuzma	3	0	70	12	28	.429	3	11	.273	6	6	1.000	4	14	18	6	5	0	0	3	0	33	11.0
Rondo	2	0	46	8	15	.533	3	5	.600	1	2	.500	1	8	9	12	5	0	2	5	0	20	10.0
Howard	3	0	61	12	12	1.000	0	0	---	2	5	.400	5	19	24	3	10	0	1	2	2	26	8.7
McGee	3	3	48	10	13	.769	0	0	---	4	5	.800	2	11	13	0	8	0	0	0	4	24	8.0
Daniels	3	0	34	5	9	.556	4	5	.800	1	1	1.000	0	0	0	0	1	0	2	0	0	15	5.0
Green	3	3	71	6	16	.375	2	10	.200	0	0	---	3	14	17	3	7	0	2	2	2	14	4.7
Caruso	3	0	43	2	7	.286	0	3	.000	0	0	---	0	0	0	4	3	0	3	3	1	4	1.3
Cook	2	0	9	0	4	.000	0	2	.000	0	0	---	0	1	1	0	1	0	0	1	0	0	0.0
Dudley	1	0	4	0	0	---	0	0	---	0	0	---	0	0	0	0	0	0	0	0	0	0	0.0

CURRENT STREAK

Won 3

LAST HOME LOSS

10/22/18 (142-143, OT)

FEWEST POINTS SCORED

80 @ San Antonio, 2/8/99
 80 vs. San Antonio, 4/8/00
 80 vs. San Antonio, 11/14/14

CURRENT HOME STREAK

Won 2

LAST ROAD LOSS

12/7/18 (120-133)

FEWEST POINTS ALLOWED

75 @ San Antonio, 2/8/99
 75 @ San Antonio, 4/13/98

CURRENT ROAD STREAK

Won 2

LARGEST WINNING MARGIN

40 vs. San Antonio, 3/30/89 (138-98)

HIGH INDIV. GAME (LAKERS)

44, K. Bryant vs. San Antonio, 2/14/03

LAST HOME WIN

2/4/20 (129-102)

LARGEST LOSING MARGIN

40 @ San Antonio, 1/12/17 (94-134)

HIGH INDIV. GAME (SPURS)

44, G. Banks @ San Antonio, 4/13/83
 44, R. Brewer @ San Antonio, 11/10/81

LAST ROAD WIN

11/25/19 (114-104)

MOST POINTS SCORED

147 vs. San Antonio, 3/20/87
 147 vs. San Antonio, 11/15/87

MOST POINTS ALLOWED

143 vs. San Antonio, 10/22/18

TORONTO RAPTORS



30 British Columbia Road, Toronto, Ontario M6K 3C3
 phone: (416) 815-2801 / www.raptors.com

BASKETBALL DIRECTORY / GENERAL INFORMATION

Chairman of the Board & Chairman, NBA Board of Governors:

Lawrence Tanenbaum

President: Masai Ujiri

General Manager: Bobby Webster

Head Coach: Nick Nurse

Assistant Coaches: Adrian Griffin, Sergio Scariolo, Chris Finch, Jama Mahlalela, Jim Sann, Jon Goodwillie

Head Athletic Trainer: Scott McCullough

Communications: Jennifer Quinn, Roven Yau, Phil Summers

Home Court: Scotiabank Arena (19,800) - opened in 1999

Tampa: Amalie Arena - opened in 1996

Colors: Red, Black, Silver

Radio: TSN Radio 1050 (AM 1050) / Sportsnet 590 (AM 590) -

Paul Jones, Eric Smith, Jack Armstrong, Sherman Hamilton

Television: TSN / Sportsnet - Matt Devlin, Leo Rautins, Jack Armstrong

FRANCHISE TIMELINE

Toronto Raptors (founded 1995-96)

ALL-TIME WIN / LOSS

	Home	Away	Neutral	Overall
Lakers vs. Raptors	15-8	13-11	-	28-19

2019-20 RESULTS

11/10/19	vs. Toronto	104-113 (L)
8/1/20	@ Toronto	92-107 (L)

2020-21 MEETINGS

TBD Two remaining matchups in '20-21

LAKERS 2019-20 STATISTICS VS. TORONTO

	G	GS	MIN	FG	FGA	FG%	3FG	3FGA	3FG%	FT	FTA	FT%	OFF	DEF	TOT	AST	PF	DQ	STL	TO	BLK	PTS	AVG
Davis	2	2	73	12	27	.444	3	8	.375	14	15	.933	4	10	14	6	6	0	3	5	7	41	20.5
James	2	2	70	12	30	.400	2	7	.286	7	13	.538	4	19	23	20	1	0	0	6	2	33	16.5
Kuzma	2	0	53	11	26	.423	6	14	.429	3	4	.750	0	9	9	1	8	0	0	1	1	31	15.5
Walters	1	0	22	4	11	.364	2	6	.333	2	2	1.000	1	2	3	2	4	0	0	1	1	12	12.0
Daniels	1	0	17	4	7	.571	3	5	.600	0	0	---	0	4	4	0	1	0	0	0	1	11	11.0
Bradley	1	1	31	4	10	.400	1	4	.250	0	0	---	3	1	4	4	4	0	2	1	0	9	9.0
Caruso	2	0	42	4	9	.444	1	4	.250	5	6	.833	0	2	2	7	1	0	3	5	1	14	7.0
Howard	2	0	34	5	5	1.000	0	0	---	4	7	.571	4	7	11	0	5	0	0	2	1	14	7.0
McGee	2	2	24	6	14	.429	0	0	---	1	2	.500	2	6	8	0	7	0	0	3	1	13	6.5
Morris	1	0	10	3	10	.300	0	5	.000	0	0	---	1	1	2	0	1	0	2	0	1	6	6.0
Cook	2	0	13	3	5	.600	1	1	1.000	0	0	---	0	2	2	4	1	0	1	1	0	7	3.5
Caldwell-Pope	2	1	34	2	9	.222	1	5	.200	0	1	.000	0	2	2	2	2	0	0	2	0	5	2.5
Green	2	2	47	0	12	.000	0	10	.000	0	2	.000	2	4	6	2	2	0	2	1	3	0	0.0
Smith	1	0	8	0	1	.000	0	1	.000	0	0	---	0	1	1	0	2	0	1	1	0	0	0.0
Dudley	1	0	2	0	0	---	0	0	---	0	0	---	0	0	0	0	0	0	0	0	0	0	0.0

CURRENT STREAK

Lost 11

LAST HOME LOSS

11/10/19 (104-113)

MOST POINTS ALLOWED

123 vs. Toronto, 1/1/17
 123 @ Toronto, 1/28/18

CURRENT HOME STREAK

Lost 5

LAST ROAD LOSS

8/1/20 (92-107) (Orlando, FL)
 3/14/19 (98-111)

FEWEST POINTS SCORED

80 @ Toronto, 12/2/16

CURRENT ROAD STREAK

Lost 6

LARGEST WINNING MARGIN

20 @ Toronto, 1/6/02 (109-89)
 20 @ Toronto, 2/1/08 (121-101)

FEWEST POINTS ALLOWED

79 vs. Toronto, 11/12/03

LAST HOME WIN

11/30/14 (129-122, OT)

LARGEST LOSING MARGIN

33 @ Toronto, 12/2/16 (113-80)

HIGH INDIV. GAME (LAKERS)

81, K. Bryant vs. Toronto, 1/22/06

LAST ROAD WIN

1/19/14 (112-106)

MOST POINTS SCORED

129 vs. Toronto (OT), 11/30/14
 122 vs. Toronto, 1/22/06

HIGH INDIV. GAME (RAPTORS)

41, K. Lowry vs. Toronto, 1/1/17

1420 South 500 West, Salt Lake City, UT 84115
 phone: (801) 325-2500 / www.utahjazz.com

BASKETBALL DIRECTORY / GENERAL INFORMATION

Executive VP of Basketball Operations: Dennis Lindsey
General Manager: Justin Zanik
Head Coach: Quin Snyder
Assistant Coaches: Alex Jensen, Dell Demps, Keyon Dooling, Vince Legarza, Sergi Oliva, Lamar Skeeter, Jeff Watkinson, Mike Wells
Head Athletic Trainer: Eric Waters
Communications: Frank Zang, Derek Garduño, Madeline Wehle Crandall, Danny Franks
Home Court: Vivint Smart Home Arena (18,306) - opened in 1991
Colors: Navy, Dark Green, and Dark Yellow
Radio: KZNS (1280 AM / 97.5 FM) - David Locke, Ron Boone
Television: AT&T SportsNet - Craig Bolerjack, Matt Harpring, Thurl Bailey, Kristen Kenney



FRANCHISE TIMELINE / LAKERS RECORD

New Orleans Jazz (founded 1974-75) W/L: 13-5
 Utah Jazz (founded 1979-80) W/L: 97-71

ALL-TIME WIN / LOSS

	Home	Away	Neutral	Overall
All-Time Totals	68-24	42-52	-	110-76
Lakers vs. Utah	60-23	37-48	-	97-71

2019-20 RESULTS

10/25/19 vs. Utah 95-96 (W)
 12/4/19 @ Utah 121-96 (W)
 8/3/20 @ Utah 116-108 (W)

2020-21 MEETINGS

2/24/21 @ Utah 7:00 pm (ESPN)
 TBD Two remaining matchups in '20-21

LAKERS 2019-20 STATISTICS VS. UTAH

	G	GS	MIN	FG	FGA	FG%	3FG	3FGA	3FG%	FT	FTA	FT%	OFF	DEF	TOT	AST	PF	DQ	STL	TO	BLK	PTS	AVG
Davis	3	3	97	29	56	.518	4	10	.400	27	31	.871	2	23	25	7	9	0	6	4	9	89	29.7
James	3	3	95	30	59	.508	4	15	.267	10	11	.909	3	16	19	31	6	0	4	6	1	74	24.7
Rondo	1	0	32	5	12	.417	2	3	.667	2	2	1.000	0	9	9	12	2	0	2	0	2	14	14.0
Kuzma	2	0	56	7	17	.412	5	8	.625	3	9	.333	0	2	2	1	5	0	4	2	3	22	11.0
Daniels	2	0	34	6	13	.462	5	11	.455	1	1	1.000	0	5	5	0	1	0	2	1	0	18	9.0
Bradley	1	1	26	3	8	.375	1	4	.250	2	2	1.000	0	5	5	0	3	0	2	0	1	9	9.0
Caldwell-Pope	3	2	74	9	21	.429	3	9	.333	4	5	.800	1	6	7	2	7	0	4	1	1	25	8.3
Green	3	3	70	9	19	.474	4	10	.400	1	2	.500	4	8	12	1	7	0	5	4	2	23	7.7
Walters	1	0	19	2	6	.333	0	2	.000	3	3	1.000	0	0	3	3	0	2	4	0	7	7.0	
Howard	3	0	56	8	10	.800	1	1	1.000	3	10	.300	6	15	21	3	7	0	3	3	6	20	6.7
Smith	1	0	14	1	3	.333	0	2	.000	2	2	1.000	0	0	0	0	0	0	0	0	0	4	4.0
Caruso	3	0	64	4	10	.400	1	3	.333	1	2	.500	0	6	6	6	6	0	2	3	0	10	3.3
McGee	3	3	39	4	10	.400	0	0	---	0	0	---	7	3	10	0	5	0	2	3	1	8	2.7
Cook	3	0	28	3	11	.273	0	1	.000	0	0	---	0	2	2	3	1	0	0	2	0	6	2.0
Dudley	3	0	13	1	2	.500	1	2	.500	0	0	---	0	2	2	0	0	1	0	0	0	3	1.0
Norvell Jr.	1	0	3	0	1	.000	0	0	---	0	0	---	0	1	1	0	0	0	0	0	0	0	0.0
Antetokounmpo	1	0	1	0	0	---	0	0	---	0	0	---	0	0	0	0	0	0	0	0	0	0	0.0

CURRENT STREAK

Won 4

LAST HOME LOSS

4/8/18 (97-112)

MOST POINTS ALLOWED

130 vs. Utah (OT), 11/22/83
 125 vs. New Orleans, 12/26/78
 123 @ Utah, 3/28/16

CURRENT HOME STREAK

Won 3

LAST ROAD LOSS

3/27/19 (100-115)

FEWEST POINTS SCORED

73 vs. Utah, 3/19/15

CURRENT ROAD STREAK

Won 2

LARGEST WINNING MARGIN

46 vs. Utah, 2/4/00 (113-67)
 46 vs. Utah, 3/5/86 (130-84)

FEWEST POINTS ALLOWED

67 vs. Utah, 2/4/00

LAST HOME WIN

10/25/19 (95-86)

LARGEST LOSING MARGIN

48 @ Utah, 3/28/16 (75-123)

HIGH INDIV. GAME (LAKERS)

60, K. Bryant vs. Utah, 4/13/16

LAST ROAD WIN

8/3/20 (116-108) (Orlando, FL)
 12/4/19 (121-96)

MOST POINTS SCORED

132 vs. Utah, 11/30/06

HIGH INDIV. GAME (JAZZ)

50, A. Dantley @ Utah, 11/27/79

WASHINGTON WIZARDS

601 F Street NW, Washington DC, 20004
 phone: (202) 661-5000 / www.washingtonwizards.com



DIRECTORY / GENERAL INFORMATION

Chairman & CEO: Ted Leonsis
General Manager: Tommy Sheppard
Head Coach: Scott Brooks
Associate Head Coach: Tony Brown
Assistant Coaches: Mike Longabardi, Robert Pack, Jarrell Christian, Corey Gaines, Dean Oliver, Mike Terpstra, David Adkins
Communications: Scott Hall, Daren Jenkins, Matt Quinn
Home Court: Capital One Arena (20,362) - opened in 1997
Colors: Red, White, Blue
Radio: WFED (1500 AM) - Dave Johnson, Glen Consor
Television: NBC Sports Washington - Justin Kutcher, Drew Gooden, Chris Miller

FRANCHISE TIMELINE / LAKERS RECORD

Chicago Packers	(founded 1961-62)	W/L: 8-2
Chicago Zephyrs	(founded 1962-63)	W/L: 7-3
Baltimore Bullets	(founded 1963-64)	W/L: 45-26
Capitol Bullets	(founded 1973-74)	W/L: 2-2
Washington Bullets	(founded 1974-75)	W/L: 34-22
Washington Wizards	(founded 1997-98)	W/L: 24-18

ALL-TIME WIN / LOSS

	Home	Away	Neutral	Overall
All-Time Totals	70-23	43-51	7-0	120-74
Lakers vs. Bullets/Wizards	62-22	38-47	5-0	105-69

2019-20 RESULTS

11/29/19 vs. Washington 125-103 (W)
 3/28/20 @ Washington Canceled

2020-21 MEETINGS

2/22/21 vs. Washington 7:00 pm (NBA TV)
 TBD One remaining matchup in '20-21

LAKERS 2019-20 STATISTICS VS. WASHINGTON

	G	GS	MIN	FG	FGA	FG%	3FG	3FGA	3FG%	FT	FTA	FT%	OFF	DEF	TOT	AST	PF	DQ	STL	TO	BLK	PTS	AVG
Davis	1	1	27	8	15	.533	1	2	.500	9	12	.750	4	9	13	2	1	0	0	0	3	26	26.0
James	1	1	25	9	16	.563	4	8	.500	1	2	.500	0	3	3	11	1	0	2	6	1	23	23.0
Cook	1	0	23	7	11	.636	3	4	.750	0	0	---	0	2	2	1	1	0	0	2	0	17	17.0
McGee	1	1	22	5	7	.714	0	0	---	5	6	.833	1	10	11	2	5	0	1	3	2	15	15.0
Rondo	1	0	11	5	7	.714	3	4	.750	0	0	---	0	1	1	4	0	0	0	0	0	13	13.0
Green	1	1	21	4	6	.667	3	5	.600	0	0	---	0	2	2	0	3	0	1	0	0	11	11.0
Howard	1	0	19	3	4	.750	0	0	---	2	2	1.000	2	3	5	0	4	0	1	3	2	8	8.0
Caldwell-Pope	1	1	29	2	6	.333	0	2	.000	0	0	---	0	3	3	3	3	0	0	0	0	4	4.0
Kuzma	1	0	19	2	7	.286	0	1	.000	0	0	---	0	2	2	1	0	0	0	2	0	4	4.0
Caruso	1	0	19	0	3	.000	0	2	.000	2	4	.500	0	3	3	3	2	0	1	1	0	2	2.0
Dudley	1	0	14	0	1	.000	0	1	.000	2	2	1.000	0	0	0	2	0	0	2	1	0	2	2.0
Daniels	1	0	13	0	4	.000	0	3	.000	0	0	---	0	2	2	0	0	0	1	0	0	0	0.0

CURRENT STREAK

Won 2

LAST HOME LOSS

3/28/17 (108-119)

MOST POINTS ALLOWED

147 vs. Washington (OT), 12/17/06
 137 @ Baltimore, 11/7/65

CURRENT HOME STREAK

Won 3

LAST ROAD LOSS

12/16/18 (110-128)

FEWEST POINTS SCORED

81 @ Washington, 3/14/05

CURRENT ROAD STREAK

Lost 3

LARGEST WINNING MARGIN

35 vs. Washington, 3/16/94 (129-94)

FEWEST POINTS ALLOWED

72 @ Washington, 3/9/91

LAST HOME WIN

11/29/19 (125-103)

LARGEST LOSING MARGIN

32 vs. Baltimore, 11/23/69 (97-129)

HIGH INDIV. GAME (LAKERS)

55, K. Bryant vs. Washington, 3/28/03

LAST ROAD WIN

12/2/15 (108-104)

MOST POINTS SCORED

151 vs. Baltimore, 2/6/72

HIGH INDIV. GAME (WIZARDS)

60, G. Arenas vs. Washington, 12/17/06



IN THE COMMUNITY

- 338 NBA Cares
- 339 Lakers Youth Foundation
- 339 Buss Family & The Lakers
- 339 Lakers Literacy League
- 339 Camp Lakers
- 339 Chick Hearn Night
- 339 Lakers "Team Up"
- 339 Granting Wishes
- 340 Junior Lakers
- 340 Lakers Celebrity Golf Tournament
- 340 Complimentary Group Tickets
- 340 Student & Educator of the Month
- 340 Health & Fitness Initiatives
- 340 A Season of Giving
- 340 Military Appreciation
- 340 Mentorship
- 340 Building Bridges with Basketball

NBA CARES

NBA Cares is the league's global social responsibility program that builds on the NBA's mission of addressing important social issues. NBA Cares programs and participants have provided more than 5 million hours of hands-on service and created more than 1,300 places where kids and families can live, learn or play in communities around the world. Internationally, NBA Cares has created more than 323 places where kids and families can live, learn or play in 40 countries and territories. NBA Cares works with internationally recognized youth-serving programs that support education, youth and family development, and health-related causes, including: Thurgood Marshall College Fund, Special Olympics, YMCA of the USA, Boys & Girls Clubs of America, UNICEF, the Make-A-Wish Foundation, Share Our Strength and GLSEN.

For more information about the NBA's latest community outreach efforts, please visit www.cares.nba.com.



LAKERS YOUTH FOUNDATION

The Los Angeles Lakers Youth Foundation is a registered 501(c)3 organization and the official team charity of the Los Angeles Lakers. The Foundation’s mission is to help underserved youth develop their potential by providing positive experiences and resources in education, health and wellness, and sports. The Foundation also awards grants to other charities that support youth through direct services and programs in these areas.



BUSS FAMILY & THE LAKERS

During his lifetime, as a result of his considerable charitable efforts, Dr. Jerry Buss was honored by a wide range of organizations that included City of Hope, NAACP, the B’Nai B’rith, United Negro College Fund, United Indian Development Association, National Organization of Women, Boys and Girls Clubs of America, Muscular Dystrophy Association, the Los Angeles Human Relations Commission, Heart of Los Angeles Youth and Special Olympics of Southern California. Following in their father’s footsteps, the Buss family’s philanthropic and community support is as diverse as the community in which they live and work.

The Lakers and the Lakers Youth Foundation annually donate hundreds of thousands of dollars, tickets, merchandise, and autographed items to support countless neighborhood schools, libraries, and churches as well as non-profit organizations which attend to the needs of communities in Southern California.

LAKERS LITERACY LEAGUE

The Lakers Literacy League is a free program for teachers intended to foster the joy of literacy in youth grades K-5 through engaging Lakers-themed challenges and creative projects. Activities throughout the program are aimed to help youth find the fun in literacy, ultimately building community in the classroom, digital or physical! Teachers register their classrooms to receive a monthly newsletter with access to three main activities per month. Members of the League are then eligible to win prizes for their entire class!

To learn more or join the Lakers Literacy League, visit www.lakers.com/community/literacy-league.

CAMP LAKERS

Camp Lakers, presented by UCLA Health, is committed to providing young players with the ultimate Lakers experience. For the last 20 summers, campers have learned the Laker way at Camp Lakers, honing their basketball skills and discovering the importance of hard work, teamwork, dedication, and sportsmanship, on and off the court.

Each day special Lakers guests and staff visit Camp to meet and speak with the campers. On the last day of the week, the campers take a field trip to the Lakers facility to meet Lakers and see where the Lakers work on their basketball skills. There they have the once-in-a-lifetime opportunity to play where the Lakers play, meet Lakers players and Laker Girls and see the championship trophies.

CHICK HEARN NIGHT

Chick Hearn Night has been celebrated at the Lakers home game closest to Chick’s birthday every season since his passing in 2002. On Chick Hearn Night, the annual Chick Hearn Memorial Scholarship is presented to help two aspiring sports journalists pursue their dreams.

Since 2002, the Lakers have created sixteen Lakers Reading Rooms or Lakers Reading and Learning Centers throughout Los Angeles and Hawaii. Each site was remodeled with new carpet, paint, bookshelves, tables, chairs, sofas, children’s books, and framed Lakers photos, offering children a safe and fun learning environment dedicated to literacy.

LAKERS “TEAM UP”

The Lakers Team Up program echoes the team’s commitment to the community and gives Lakers staff the opportunity to get out of the office and give back to the community in a hands-on way. Once a month, Lakers staff participate in a volunteer event that supports the core pillars of Lakers Community Relations. These events are designed to make a positive impact in the community and encourage LA residents of all ages to volunteer and engage in community service projects.

GRANTING WISHES

In collaboration with wish-granting organizations, the Los Angeles Lakers regularly provide game tickets and arrange player meetings for children and adults facing life-threatening medical conditions. Over the past 20 years, the Lakers have granted over 400 special wishes for children and adults from all over the United States, Canada, and as far away as Israel and the Netherlands.



COMMUNITY INITIATIVES

JUNIOR LAKERS

Junior Lakers is the Los Angeles Lakers official youth basketball initiative. With Junior Lakers, the Lakers and the Lakers Youth Foundation work with Los Angeles youth to develop fundamental basketball skills, teamwork, sportsmanship and community involvement, with positive adult supervision. The Lakers impact over 130,000 L.A. youth basketball players across multiple Junior Lakers Leagues with after-school programs including the Boys & Girls Club and LA's Best, presented by UCLA Health, as well as Playworks, presented by Wish, and After-School All Stars.

LAKERS CELEBRITY GOLF INVITATIONAL

Each season, the Lakers and some of their biggest fans gather to raise money for the Lakers Youth Foundation at the Lakers Celebrity Golf Invitational. Last season's 29th annual tournament was held at the Riviera Country Club, where golfers had the opportunity to play alongside Lakers Legends and sports and entertainment celebrities on the famed course. After the golfing, guests had the opportunity to meet the entire Lakers team and coaching staff at a charity auction and gala dinner. The money raised at the Invitational benefits the Lakers Youth Foundation, and enables the foundation to provide educational, athletic and recreational opportunities to Los Angeles youth.

COMPLIMENTARY GROUP TICKETS

Each year, the Lakers and the Lakers Youth Foundation donate several thousand tickets to Southern California non-profit organizations so that their members may enjoy a game together. Often, the complimentary group ticket is the non-profit member's first opportunity to see a Lakers game. Ticket requests can be made online at Lakers.com

STUDENT & EDUCATOR OF THE MONTH PROGRAM

Once a month during the NBA regular season, the Los Angeles Lakers honor three local students, two local teachers and one local principal for their outstanding academic and extracurricular achievements. All educator nominations are submitted to the Lakers online at www.lakers.com/community by local school personnel and all student nominations are submitted by teachers. Each honoree receives special virtual recognition from the Lakers, a plaque, and a Lakers t-shirt.

HEALTH AND FITNESS INITIATIVES

The Lakers are dedicated to helping their fans live a healthy lifestyle. To emphasize the importance of health and fitness, the Lakers sponsor programs that reward local students for being active about their health.

Field Day with the Los Angeles Lakers, presented by UCLA Health, aims to educate the community about the importance of physical fitness and having fun.

A SEASON OF GIVING

The annual Lakers "Season of Giving," presented by East West Bank, consists of several events centered around the holidays intended to bring joy and cheer to local underserved communities. The 2020 "Season of Giving" kicked off with a Thanksgiving Drive-In movie event, then led to the Miracle on Manchester Turkey Giveaway at the Salvation Army of Inglewood where over 300 Thanksgiving meal necessities were passed out to families in need. The "Season" rounds out with a fun Holiday experience for families in December. Current and former Lakers players join the events to interact with the community and provide a memorable holiday experience for all.

MILITARY APPRECIATION

The Lakers and Pechanga Resort Casino created the "Hoops for Troops" program in 2015 to honor those that serve and sacrifice for our country. Hoops for Troops basketball clinics offer the chance for U.S. Armed Forces servicemembers around Southern California to receive tips from Lakers legends on shooting, passing and ball handling skills, as well as some friendly competition.

MENTORSHIP

By the time girls reach 8th grade, they are 50% more likely to drop out of sports than boys, creating barriers that can last a lifetime. Through Game Growers, Nike and the Lakers invite 8th grade girls to form teams and share ideas about keeping girls playing sports. One idea is selected, and those girls travel to Nike Headquarters in Beaverton, Oregon, for Game Growers Training Camp. At camp, the girls work on their idea and present it to Nike and all NBA and WNBA participating teams, before heading back to their community to activate on their game plan.

The Lakers also have mentor programs that pair staff with local high school youth to provide guidance, career advice and inspiration. Lakers staff serve as a positive role model and resource for the students as they navigate and prepare for their next steps.

BUILDING BRIDGES WITH BASKETBALL

Building Bridges with Basketball uses the sport to unite members of the Los Angeles Police Department with the surrounding community. Police officers, community leaders, and older at-risk youth come together week-to-week to engage in transparent conversation around social injustice led by Lakers legends and current players, to play basketball together, and to attend Lakers and South Bay Lakers games together. This program highlights the unique role sports can play in teaching the values of diversity and inclusion while promoting conflict resolution.



MEDIA & GENERAL INFORMATION

- 342** Media Guidelines & Policies
- 343** Media Relations Staff
- 343** Traveling Media
- 344** Television & Radio
- 345** South Bay Lakers
- 345** Lakers Gaming
- 346** Laker Girls
- 348** STAPLES Center
- 350** 2020-21 Tickets & Seating

MEDIA GUIDELINES AND POLICIES

NOTE: THE FOLLOWING INFORMATION MAY BE AFFECTED BY THE ONGOING COVID-19 PANDEMIC. PLEASE CONTACT LAKERS MEDIA RELATIONS FOR THE MOST UPDATED MEDIA GUIDELINES AND POLICIES.

MEDIA CREDENTIALS

All requests should be submitted via email to the Lakers Media Relations Department (media@la-lakers.com) at least **24 HOURS PRIOR** to the game you wish to cover (3:00 pm on Friday for weekend games). **NO CREDENTIAL REQUESTS WILL BE HONORED ON GAME DAY.**

Please make certain all requests for credentials are confirmed by the MR department prior to arriving at STAPLES Center. Credentials may be picked up at the primary media entrance off Chick Hearn Court (between Figueroa and Georgia streets) beginning 2 1/2 hours prior to game time. Credentials must be visibly worn at all times and are non-transferable.

MEDIA PARKING

Parking for members of the media who have purchased a full-season parking pass is located in Lot C, on L.A. LIVE Way between 12th Street and 11th Street/Chick Hearn Court. A book of season parking passes, priced at the discounted rate of \$12.00 per game with a guaranteed parking space, can be purchased by contacting Cynthia Gonzales at (310) 426-6035. Those not wishing to take advantage of the seasonal parking option will be able to park in the "general" parking lots, for example, LOT W (West Garage-Gate B) and at the LA Convention Center adjacent to the West Hall and South Hall. These locations are available on a first-come, first serve basis for a rate ranging from \$15 to \$40. Complimentary Media Parking for morning practices at STAPLES Center is located in LOT C, located on L.A. LIVE Way between Pico Blvd. and 11th Street/Chick Hearn Court.

CHICK HEARN PRESS ROOM

The Chick Hearn Press Room is located near the primary media entrance adjacent to Chick Hearn Court. The stairway from the primary media entrance leads directly to the press room on the Event Level.

PRE & POST GAME INTERVIEWS

In accordance with NBA policy, both the Lakers and visiting locker rooms will be open to media members for a 30 minute period prior to game time (6:15 – 6:45 for a 7:30 game) and after approximately 15 minutes following the conclusion of the game. Players and coaches are available for interviews at those times. Only working members of the media with valid credentials will be admitted to the locker rooms.

ABSOLUTELY NO AUTOGRAPHS ALLOWED DURING MEDIA ACCESS PERIOD.

GAME NOTES AND STATISTICS

Game notes, rosters, etc. are available in the press room 2 1/2 hours prior to game time. Statistics for each quarter and half-time are made available in the press room at the conclusion of each quarter. Postgame statistics, quotes, and notes are distributed as quickly as possible following the game. These items will be made available digitally during the 2020-21 season.

PHOTOGRAPHERS

Limited space is available for still photographers along each baseline with exact locations to be determined on game day. **ABSOLUTELY NO TRIPODS ALLOWED.** Photographers must stay in their designated areas while being considerate of print media and fans directly in their viewing area.

If there is not a floor spot available, photographers can shoot from the auxiliary photo position above Premier Section 14.

MEALS

A pregame meal is served in the Chick Hearn Press Room two hours prior to game time. Beverages and snacks are also available in the press room during and following the game.

TELEPHONE & INTERNET CONTACT

For lines and instruments, please contact a member of the Lakers Media Relations staff or STAPLES Center's Telecommunications Manager: (213) 742-7245.

RADIO & TELEVISION TECHNICAL CONTACT

Dave Carpenter, Broadcast Services - (213) 763-7968.

PRACTICE POLICY

The Lakers conduct practices at the UCLA Health Training Center located at 2275 E. Mariposa Avenue in El Segundo (from the 405 freeway, take the 105 freeway west, exit Nash, take Nash approximately two blocks south of Imperial Highway, turn left on Mariposa). As practice concludes, a portion will be open to the media, with players and coaches available for brief interviews immediately following each practice. Please contact the Lakers Media Relations Department to confirm practice times, sites and availability of players and coaches, or follow @Lakers_MR for updates.

FINGERTIP INFORMATION

Mailing Address

2275 E. Mariposa Ave., El Segundo, CA 90245

Internet Address / Social Media

www.lakers.com or www.nba.com/lakers/
Twitter / Instagram @Lakers
Snapchat @LakersSnaps
Facebook facebook.com/losangeleslakers

Telephone

(310) 426-6000

Homecourt

STAPLES Center (opened 1999, capacity 18,997)

Colors

Purple and Gold

Ticket Outlets

Tickets are available at www.lakers.com and the STAPLES Center Box Office

Tickets can also be purchased by calling:

1-888-9-AXS-TIX

MEDIA RELATIONS STAFF



ALISON BOGLI
Director,
Media Relations



TA'NISHA COOPER
Associate Director,
Media Relations



WILL PATTERSON
Manager,
Media Relations



T.C. GREENE
Coordinator,
Media Relations



NOAH CAMARENA
Coordinator, MR
South Bay/Lakers



MATT FLEER
Assistant,
Media Relations

TRAVELING MEDIA



DAN WOIKE
Los Angeles Times



KYLE GOON
SoCal News Group



DAVE MCMENAMIN
ESPN



BILL ORAM
The Athletic



MIKE TRUDELL
Lakers.com

TELEVISION AND RADIO AFFILIATES

SPECTRUM

Spectrum Networks operates Spectrum SportsNet, a regional sports network that has an exclusive partnership with the Los Angeles Lakers, LA Galaxy, Los Angeles Sparks and the California Interscholastic Federation (CIF). Through their exclusive partnerships with the Lakers, LA Galaxy, Los Angeles Sparks and the California Interscholastic Federation (CIF), the award-winning 24/7, high-definition networks each deliver more than 180 live events per year, extensive team coverage and unprecedented behind-the-scenes access.



Lakers programming on Spectrum SportsNet includes "Access SportsNet: Lakers," featuring comprehensive pre- and post-game analysis as well as "#LakeShow," an interactive program driven by social media interaction and fan engagement. "Backstage: Lakers" is the network's signature series that gives fans unparalleled access to the team and chronicles the Lakers season from start to finish. The program provides viewers with an insider's perspective taking fans from the court, to the locker room and on the road with the team. All Lakers games on Spectrum SportsNet are called by veteran Lakers broadcasters Stu Lantz and Bill Macdonald, with Mike Trudell as the sideline reporter. Studio coverage is led by hosts Chris McGee and Allie Clifton. Lakers Hall of Famer James Worthy serves as lead analyst on Lakers game days and is joined throughout the season by analysts Robert Horry, Derek Fisher and Caron Butler. Mike Bresnahan is the network's Lakers Insider.

For more information about Spectrum SportsNet visit SpectrumSportsNet.com

Follow SportsNet on social media: Facebook & Instagram - @SpectrumSportsNet and Twitter - @SpectrumSN

RADIO

After kicking off its inaugural season with the team with an NBA Championship run, 710 AM ESPNLA Radio now enters year 11 as the official English flagship station for the Los Angeles Lakers. Each of the Lakers preseason, regular season and playoff games can be heard on the Lakers English radio network, with John Ireland and Mychal Thompson providing play-by-play and color commentary, respectively.

The Lakers' Spanish radio flagship for the 24th straight season is 1330 AM TU LIGA. Fernando Gonzalez, "Pepe" Mantilla and Francisco Pinto deliver all the action of every game on 1330 AM and the Lakers' Spanish radio network. 1330 AM TU LIGA is also the flagship of the Spanish sports radio network.



AFFILIATES

^KSPN	710 AM	Los Angeles
KMET	1490 AM	Banning/Inland Empire
KSZL	1230 AM	Barstow
KFIG	940 AM	Fresno
KYVA	1230 AM	Gallup (NM)
KIKI	990 AM	Honolulu (HI)
KWWN	1100 AM	Las Vegas, NV
KKUU HD2	103.9 FM	Palm Springs
KLSD	1360 AM	San Diego
KXTK	1280 AM	San Luis Obispo
*^KWKW	1330 AM	Los Angeles
*KWAC	1490 AM	Bakersfield
*KTMZ	1220 AM	Pomona
*KENO	1460 AM	Las Vegas

* Spanish broadcasts; ^ Flagship station

The South Bay Lakers finished their 13th season in the NBA G League in 2019-20 and remain one of the most successful franchises in league history.

In July 2006, the Los Angeles Lakers became the first NBA franchise to own its own NBA Development League team in the Los Angeles D-Fenders. Prior to the 2017-18 season, the D-Fenders became the South Bay Lakers, a move that was inspired by the prestigious brand of the Los Angeles Lakers while honoring the community that has hosted the minor league affiliate since 2006. South Bay plays its home games in the UCLA Health Training Center, the state-of-the-art headquarters for the NBA's Lakers and their G League affiliate. In the past, the team has played home games at STAPLES Center (2006-11) and the Toyota Sports Center (2011-17).



PRIMARY LOGO

Throughout the franchise's history, the South Bay Lakers have been at the forefront of the NBA's minor league movement. Overall, the team has established itself as a top producer of NBA-ready talent, totaling 36 NBA Call-Ups and developing 26 Lakers assignment players since the team's inaugural season in 2006-07.

South Bay saw a multitude of players achieve personal success during the 2019-20 season, with three players receiving call-ups to the NBA, including Devontae Cacok signing a two-way contract with Los Angeles. Cacok proved to be one of the best players in the entire G League, tallying 27 double-doubles with South Bay and averaging 19.4 points and 11.9 rebounds in only 23.9 minutes per game en route to All-NBA G League First Team honors. Gary Payton II earned G League Player of the Week honors in December, leading to an NBA Call-Up with the Washington Wizards and Zach Norvell Jr. became the 27th player in team history to receive a Call-Up when he signed with Golden State in February. Coby Karl finished his fourth season as South Bay's head coach, highlighted by his second career Coach of the Month award, which he won in February after guiding the team to a league-best 7-2 record. South Bay finished the season leading the league in scoring (124.0) and field goal percentage (.485)

A team with an emphasis on development, the South Bay Lakers helped develop current Laker Alex Caruso from a two-way player into a key contributor to the team. The point guard appeared in 64 games for Los Angeles last season, averaging 5.5 points, 1.9 rebounds, 1.9 assists and 1.1 steals. Caruso finished the season as a member of the starting five in the title-clinching Game 6 victory over Miami.

LAKERS GAMING

The NBA 2K League, a professional esports league co-founded by the NBA and Take-Two Interactive Software, Inc. (NASDAQ:TTWO), launched in 2018 and features the best NBA 2K players in the world. Each of the league's 23 teams features six players who compete as unique characters in 5-on-5 play against the other teams in a mix of regular-season games, tournaments and playoffs. During the 2020 NBA 2K League season, NBA 2K League partners included Anheuser-Busch, AT&T, Champion Athleticwear, Dash Radio, DoorDash, eGG Network, ESPN, Facebook, GameStop, HyperX, Jostens, Panera Bread, Raynor Gaming, SAP, SCUF Gaming, Snickers, Stance, Twitch and YouTube. For more information about the NBA 2K League, visit NBA2KLeague.com.



PRIMARY LOGO

LAST SEASON AT A GLANCE

Lakers Gaming wrapped up their second season in 2020, and the year was highlighted by the individual performances of the team's two rookies.

Sten "SAV" Valge-Saar was selected with the seventh overall pick in the 2020 NBA 2K League Draft and finished the season as a finalist for the Rookie of the Year award. SAV averaged a team-high 32.9 points (.580 FG%, .410 3PT%), 8.6 assists and 1.1 steals. The point guard scored in double figures in every game of his rookie season and tallied 17 double-doubles.

Wady "Tactuk" Tactuk was drafted by Lakers Gaming with the 24th overall pick after spending the previous season as head coach of Bucks Gaming. Tactuk finished his rookie season averaging 9.5 points, 6.1 rebounds, 1.5 assists, 1.8 steals and 1.6 blocks per game. Splitting time between the center and shooting guard positions, Tactuk recorded career-highs of 22 points, 21 rebounds, eight steals and eight blocks in his first year in the league.



SECONDARY LOGO

2020-21 LAKER GIRLS

As the first NBA team to ever dance on the hardwood, the Laker Girls are back for their 42nd season.

It was the great Dr. Jerry Buss who knew a court had the power to be transformed into a stage. He was inspired by the collegiate look and spirit that existed at USC and UCLA in the late 1970's. So, he brought his vision to life by uniting former song leaders from both universities to form the first-ever Laker Girls squad in 1979 — the rest was history.


The most glamorous dance group in the NBA quickly became a household name across the country — and then the world. Their style, edge, and moves inspired trends in the music industry as well as the rest of the NBA to follow their lead and form dance teams of their own.


The Laker Girls have evolved into a team comprised of both parts charisma and flair. As iconic as they will always be, each year is original from all angles.

With the position considered a part-time job, each member of the Laker Girls is also involved in academic pursuits, theatrical & dance careers, or non-entertainment careers. But every year, members arrive with an unflinching dedication to spreading love, energy, and passion. The 2020-21 squad is here and ready.


Beyond the dance floor, the Laker Girls have become ambassadors for the organization and NBA worldwide. While active in the local community with various personal appearances throughout the season at many non-profit and charitable functions, Laker Girls have been chosen to represent the NBA globally on the continents of Asia, Europe, and Australia. The squad also supports and visits our military troops in places abroad such as Italy, Bosnia, Korea, Japan, Israel, and Sarajevo.

Dr. Jerry Buss brought 10 rings and the Laker Girls to Los Angeles. After more than four decades, both teams remain integral parts of the city.





LAUREN CARTER
Murrieta, CA
2nd Year



JENNA CHIABAI
Manhattan Beach, CA
2nd Year



TATIANA CORONA
Rowland Heights, CA
4th Year




JANAYA CRADLE
Orange, CA
2nd Year




KATIE DEROCHERS
Corona, CA
2nd Year




HAYLEY DOON
Diamond Bar, CA
2nd Year




VALERIE ENCISO
Los Alamitos, CA
2nd Year




KELLY EUSTIS
Simsbury, CT
3rd Year




NICOLE GEIS
Laguna Hills, CA
2nd Year



SAMMY HURST
Temecula, CA
2nd Year



RACHEL LAMCKEN
Brigantine, NJ
2nd Year




KIANNA LEE
Huntington Beach, CA
3rd Year



SHAIANNE POWELL
Pasadena, CA
2nd Year




AMANDA SADIS
Kirkland, WA
2nd Year



MADISON SNYDER
Gilbert, AZ
3rd Year



SHADÉ ST. JUSTE
Miami, FL
2nd Year



EMILY SUTTON
Moorpark, CA
2nd Year



CATEY THOMSON
La Habra Heights, CA
2nd Year



CONTACT

For Information concerning Laker Girl appearances, please visit Lakers.com



JESSICA ELLIOTT
Director

STAPLES CENTER

STAPLES Center has undoubtedly developed an unrivaled reputation for excellence having established itself as the Sports and Entertainment Center of the World. Beginning twenty one years ago with Bruce Springsteen and the E Street Band's opening night concert on October 17, 1999, more than 75 million guests have come to the AEG-owned and operated STAPLES Center to attend a schedule of prestigious concerts, sporting events, award shows, family shows and other major attractions unmatched by any arena.



As the home of four professional sports franchises, the NBA's Los Angeles Lakers and Los Angeles Clippers, the NHL's Los Angeles Kings, and the WNBA's Los Angeles Sparks, STAPLES Center has proven to be a home court advantage for the local teams with the Lakers capturing six NBA Championships and the Kings winning two Stanley Cup titles since 1999, while the Sparks captured back-to-back WNBA Championships in their first two STAPLES Center campaigns and brought home their third WNBA Championship in 2016.

STAPLES Center continues to distinguish itself as the host of major, high-profile events of national and international distinction including the 2004, 2011 & 2018 NBA All-Star Weekends, the 2002 & 2017 NHL All-Star Games and 2010 NHL Draft, 2002 U.S. Figure Skating Championships, the 2000 Democratic National Convention, 2009 ISU World Figure Skating Championships, 19 of the last 21 GRAMMY Award shows, 11 X Games competitions, four WTA Tour Championships, 12 Pac 12 Men's Basketball Championship tournaments, 2013 & 2018 NCAA Division I Men's Basketball Championship West Regional, the Michael Jackson Public Memorial Service on July 7, 2009, Nipsey Hussle's Celebration of Life on April 11, 2019, Celebration of Life for Kobe and Gianna Bryant on February 24, 2020. Due to COVID-19 restrictions for the first time event in the arena's 21 year history was able to host an official LA County Vote Center October 24-November 3, 2020.

STAPLES Center's incredible history has been marked with performances and special events that brought international stature to Los Angeles' sports & entertainment legends including concerts starring Taylor Swift, Adele, Mana, Prince, U2, Garth Brooks, Beyoncé, Usher, Paul McCartney, Don Henley, Bon Jovi, Madonna, Christina Aguilera, Justin Timberlake, Phil Collins, The Rolling Stones, Dave Matthews, Britney Spears, Rod Stewart, Eric Clapton, Janet Jackson, Jay-Z, Simon & Garfunkel, Van Halen, Dixie Chicks, John Mayer, Shania Twain, Peter Dinklage, Ricky Martin, Tina Turner, Kanye West, Luis Miguel, Billy Joel, Lionel Richie, Reba McEntire, Crosby, Stills, Nash & Young, Faith Hill & Tim McGraw, Kenny Chesney, Rod Stewart, Tool, Shakira, Depeche Mode, Cher, Bette Midler, Lady Gaga, Keith Urban, Mariah Carey, Eurythmics, Googoosh, The Police, Bob Seger, Lady Antebellum, Katy Perry, Marco Antonio Solis, and a Millennium New Year's Eve spectacular starring the Eagles, Jackson Browne and Linda Ronstadt; world championship boxing including Lennox Lewis vs. Vitali Klitschko for the World Heavyweight Championship and the first-ever Latin Grammy Awards. In addition, the arena has hosted multiple sold-out WWE dates, UFC events, over 25 nights of boxing, Disney on Ice, Walking with Dinosaurs and the Harlem Globetrotters.

STAPLES Center's charitable activities are a part of AEG 1Community and its AEG Community Foundation. AEG 1Community seeks to reach beyond the traditional boundaries of business to support the communities where the organization operates. AEG believes that corporate philanthropy and community engagement play a critical role in helping communities thrive and STAPLES Center strives to be civic leaders by working to improve the economic and social well-being of local communities where the company operates. Over the last 10 years, company-affiliated foundations and programs have contributed over \$120 million in direct financial and in-kind support of charitable, community and civic programs that focus on children and youth in the areas of education, the arts and health and wellness. The AEG Community Foundation was established to build on AEG's unwavering commitment to serving children and families through grantmaking. The mission of the Foundation is to support children and families in need through grantmaking in the areas of K-12 education, the arts and health and wellness. We believe that corporate philanthropy and community engagement play a critical role in helping communities thrive.

STAPLES Center and L.A. LIVE serve as the hub for community engagement during the holiday season and support employee volunteerism activities such as a company-wide Day of Service. Through a partnership with City Year, employees volunteer to refurbish local public schools by providing supplies, painting, cleaning and gardening services. During AEG's Season of Giving, held throughout the month of December, the foundation spotlights more than two dozen local charities and community-based organizations and provides non-profits a platform to collect food, hold blood drives, register volunteers, educate the public and sign up mentors.

STAPLES Center has been designed with the fans of Los Angeles in mind. Guests who attend events are treated to the finest entertainment experience imaginable. The arena has free public Wi-Fi, over 840 Toshiba flat panel televisions and (as part of a specially designed \$1.5 million facility-wide sound system) and 675 separate speakers outside of the seating area, so fans never miss any of the sights or sounds of a STAPLES Center event. Also featured is a \$2 million specialty lighting package and other state-of-the-art amenities. In 2010, STAPLES Center unveiled its new \$10 million center-hung video LIVE 4HD Scoreboard specially designed for the arena.

Along STAPLES Center's five concourses are 23 refreshment stands offering a variety of dining choices including the Smokehouse BBQ on City View Terrace, a one-of-a-kind outdoor dining experience with a spectacular view of L.A. LIVE and the downtown Los Angeles skyline. The TEAM LA store located on the main concourse is a retail store featuring official merchandise from the teams and events that call STAPLES Center home with satellite locations throughout the facility and L.A. LIVE. Finally, the arena provides 55 public restrooms including three family restrooms.

Perhaps the greatest emphasis throughout STAPLES Center's development has been the recruitment and training of its guest services and security staff. The STAPLES Center experience is second-to-none from the entertainment environment to the staff's commitment to making every guest's visit a memorable one. Never before has an arena had the amenities, features and commitment to quality service that STAPLES Center offers to the fans and the City of Los Angeles. STAPLES Center continues to set new standards for the arena industry. Located directly across the street from STAPLES Center is L.A. LIVE, a one-of-a-kind sports and entertainment district in downtown Los Angeles. The four million square foot destination features Microsoft Theater, The GRAMMY Museum, Conga Room and The Novo, giving L.A. LIVE 'more music per square foot' than any other location in the world. The district offers a rich mix of local, regional and national restaurants including Wolfgang Puck Bar and Grill, Yard House, Katsuya, Fleming's Prime Steakhouse & Wine Bar, Rock 'N Fish, Lawry's Carvery, Tom's Urban, Smashburger, Starbucks, BOCA at the Conga Room, WP24 and others. L.A. LIVE also features 100,000 square feet of special event and hospitality space and the famous Lucky Strike Lanes and Lounge. The development also includes a 54-story, 1,001-room convention "headquarters" hotel (combining JW Marriott and -The Ritz-Carlton brands and 224 luxury condominiums - The Ritz Carlton Residences at L.A. LIVE), the 14-screen Regal L.A. LIVE, a Barco Innovation Center theater featuring the RealD Premiere Cinema, along with ESPN's West Coast broadcast headquarters. Also home to annual award shows including the American Music Awards, EMMYS, ESPYS and BET Awards, L.A. LIVE is recognized worldwide for offering an incomparable and unforgettable entertainment experience.

SEATING

18,997 for Los Angeles Lakers
 19,060 for LA Clippers
 18,230 for Los Angeles Kings
 12,947 for Los Angeles Sparks
 20,000 for Concerts and Boxing
 154 Private Suites, 16 Event Suites (event-by-event basis)
 20 Premier Lounges, 7 Premier Tables (in the San Manuel Club)
 2,589 Premier Seats (referred to as Club Seats in other venues)

ATTENDANCE & EVENT FACTS

Hosted over 5,000 events since 10/17/99, 75 million+ fan attendance

BUILDING

10-acre site; nearly one million square ft. internal space; length - 764 ft. by 400 ft.; height - 150 ft. to 110 ft.; \$407 million cost, privately financed

KEY DATES

Staples Inc. becomes "Naming Rights Partner" (12/1/97)
 Groundbreaking (3/26/98)
 First Event: Bruce Springsteen and the E Street Band (10/17/99)
 First Regular Season Lakers Game vs. Vancouver (11/3/99)
 Lakers win 2000 NBA title in Game 6 vs. Indiana (6/19/00)
 Lakers win 2010 NBA title in Game 7 vs. Boston (6/17/10)

CONVERSIONS & DOUBLE HEADERS

Hockey-Basketball: 1 hr, 50 min / Basketball-Basketball: 1 hr
 Completed more than 205 doubleheaders in 19 seasons

PROJECT

Owner/Developer - AEG and L.A. Arena Company
 General Contractor - PCL Construction
 Architect - NBBJ Sports and Entertainment

STAPLES CENTER MEDIA CONTACTS

Michael Roth - Vice President of Communications
 (213) 742-7155 or mroth@staplescenter.com
 Cara Vanderhook - Vice President, Marketing and Communications
 (213) 742-7273 or cvanderhook@staplescenter.com

GAME NIGHT

PRIMARY MEDIA ENTRANCE: Private entrance adjacent to 11th Street Entrance (between Figueroa and Georgia Streets), "Ralph Lawler Media and Team Member Entrance."

MEDIA WILL CALL: Ralph Lawler Media Entrance

PRESS ROOM: Stairway from Primary Media Entrance leads directly to Chick Hearn Press Room on Event Level.

MEDIA WORK ROOM: Connected to Press Room on Event Level.

PRESS BOX: The Bob Miller Press Box is above the Upper Concourse on the west side of STAPLES Center. Accessible via stairway on Upper Concourse and by elevators located across from the press room on Event Level.

LOCKER / DRESSING ROOMS: Event Level, east side of arena

GENERAL WILL CALL: Located at Box Office near Star Plaza Entrance, off Chick Hearn Court/11th Street.

PARKING & TRAFFIC INFORMATION: (213) 742-7275

STAPLES CENTER ONLINE

Web Site www.staplescenter.com
 Twitter @STAPLESCenter
 Facebook facebook.com/staplescenter
 Instagram & Snapchat @STAPLESCenterLA
 Mobile App available to download from iTunes & Droid Market

TRANSPORTATION PHONE NUMBERS

Yellow Cab (800) 272-8294
 Checker Cab (800) 300-5007
 Bell Cab (800) 666-6664
 L.A. Taxi (213) 627-7000
 Metro Rail and Metro Busses (800) COMMUTE
 LADOT/DASH/Commuter Exp. 213-808-2273

STAPLES CENTER PHONE NUMBERS

Parking Office (213) 742-PARK
 Guest Services/Guests w/ Disabilities (213) 742-7FAN
 Hearing Impaired (TTY/TDD) (213) 742-7889

DIRECTORY

Guest Services Center Main Concourse/Aisle 12
 Upper Concourse/Aisle 6
 Wells Fargo ATMs Main Concourse/Aisle 12 and Aisle 4
 Suite Level A/Across from PR 16
 Upper Concourse/Aisle 19
 Star Plaza (outside of arena)
 Box Office Main Concourse/Aisle 19
 Star Plaza (outside of arena)
 First Aid Main Concourse/Aisle 4
 Upper Concourse/Aisle 21
 Guest Srvc.: M. Concourse/Aisle 12
 TEAM LA Main Concourse/Aisle 22
 Merchandise Kiosks & Stands Main Concourse/Aisles 1 & 13
 Upper Concourse/Aisles 2 & 18
 Suite Level A
 All In Upper Concourse/Section 301
 Blaze Pizza Main Concourse/Section 109
 Coca-Cola Area Upper Concourse/Section 334
 Cooler by Budweiser Main Concourse/Section 104
 Upper Concourse/Section 301
 Cocktails (Bar) Upper Concourse/Section 302 & 317
 Dave's Doghouse Main Concourse/Section 102 & 112
 Deli & Dash Main Concourse/Section 115
 Eats Main Concourse/Section 106
 Upper Concourse/Section 318
 11th Street Bar & Lounge Main Concourse/Section 109
 Figueroa Bar Main Concourse/Section 101
 Golden Road Brew House Main Concourse/Section 119
 Goose Island Pub Main Concourse/Section 108
 Impact Sports Bar & Grill Main Concourse/Section 116
 Ludo Bird Main Concourse/Section 119
 Salt & Char Main Concourse/Section 114
 Upper Concourse/Section 334
 Outtakes - AFC Sushi Main Concourse/Section 104
 Smokehouse BBQ Upper Concourse/Section 325
 Tap Haus Main Concourse/Section 113 & 118
 Wahoo's Fish Taco Main Concourse/Section 117
 Wetzel's Pretzels Main Concourse/Section 103 & 113
 Upper Concourse/Section 316

SUITE LEVEL A

Buss Stop Lounge, Cooke's Corner Lounge, Lexus Club, San Manuel Club, Skyline Grill, Spotlight Grill, Team LA Merchandise Kiosk, Easy Center, Conference Rooms (meeting rooms A, B & C)

SUITE LEVEL B / SUITE LEVEL C

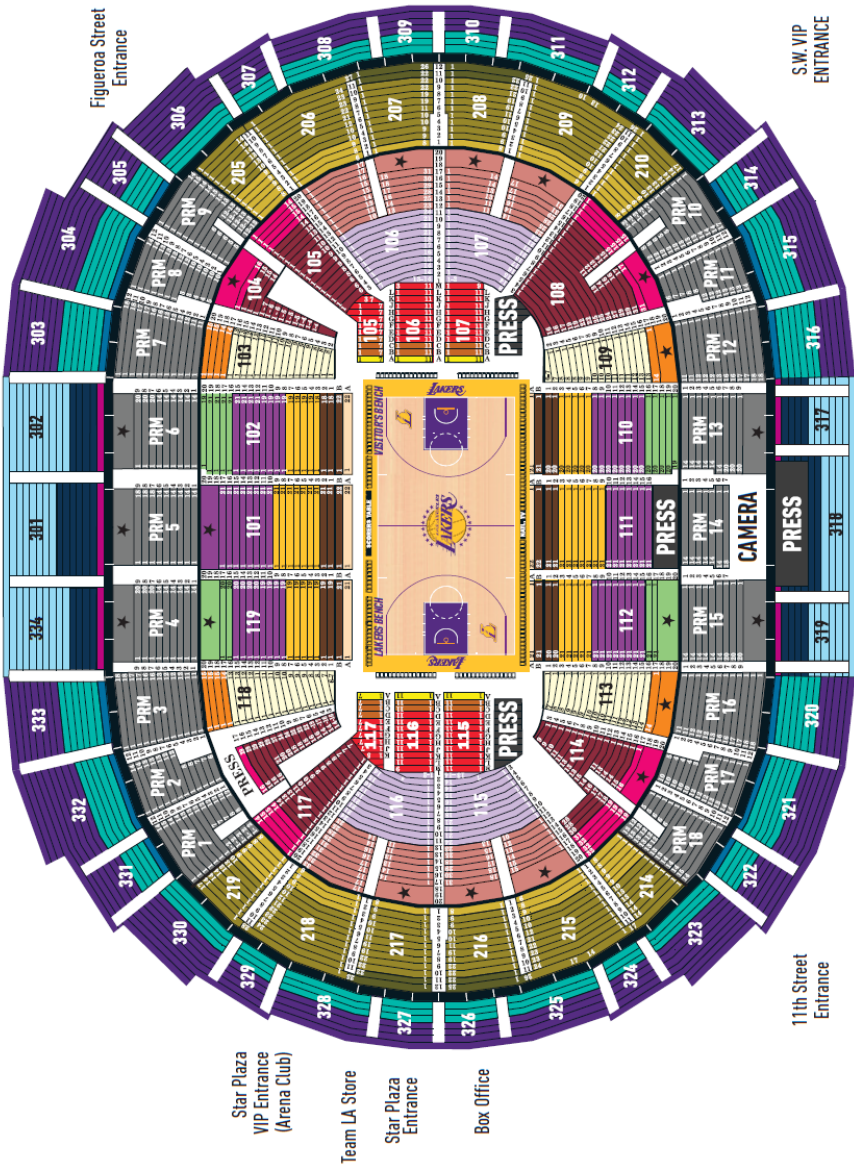
The Centurion Suite by American Express / Hyde Lounge

LA LIVE RESTAURANTS

Boca (866) 952-6642
 Fleming's Prime Steakhouse (213) 745-9911
 Glance Lobby Bar (213) 216-3390
 Glance Restaurant (213) 765-8630
 Illy Espresso (213) 216-3390
 Katsuya (213) 747-9797
 Lucky Strike Lanes (213) 542-4880
 Nest at WP24 (213) 743-8824
 Red Mango (213) 746-2646
 Rock'N Fish (213) 748-4020
 Rosa Mexicano (213) 746-0001
 Shaquille's (213) 746-7427
 Smashburger (213) 631-3355
 Starbucks (213) 748-1009
 The Mixing Room (213) 216-3390
 Tom's Urban (213) 746-8667
 Upour Floor at Tom's Urban (213) 746-8667
 Wolfgang Puck Bar & Grill (213) 748-9700
 WP24 at The Ritz-Carlton (213) 743-8824
 Yard House (213) 745-9273

2020-21 SEATING CHART

FOR COMPLETE LAKERS TICKETING INFORMATION, GO TO: LAKERS.COM/TICKETS.
 NOTE: THE ONGOING COVID-19 PANDEMIC WILL AFFECT FAN ATTENDANCE AND TICKET AVAILABILITY.



KEYSHAWN

**JWILL &
ZUBIN**

5 - 9 AM



#GREENY

9 - 11 AM



the
MAXKELLERMAN

11 AM - 1 PM

show



1 - 4 PM



SEDANO & LZ

710 AM ESPN

4 - 7 PM